



ANALYTICAL REPORT

May 27, 2025

Revised Report

- 1 Cp
- 2 Tc
- 3 Ss
- 4 Cn
- 5 Sr
- 6 Qc
- 7 Gl
- 8 Al
- 9 Sc

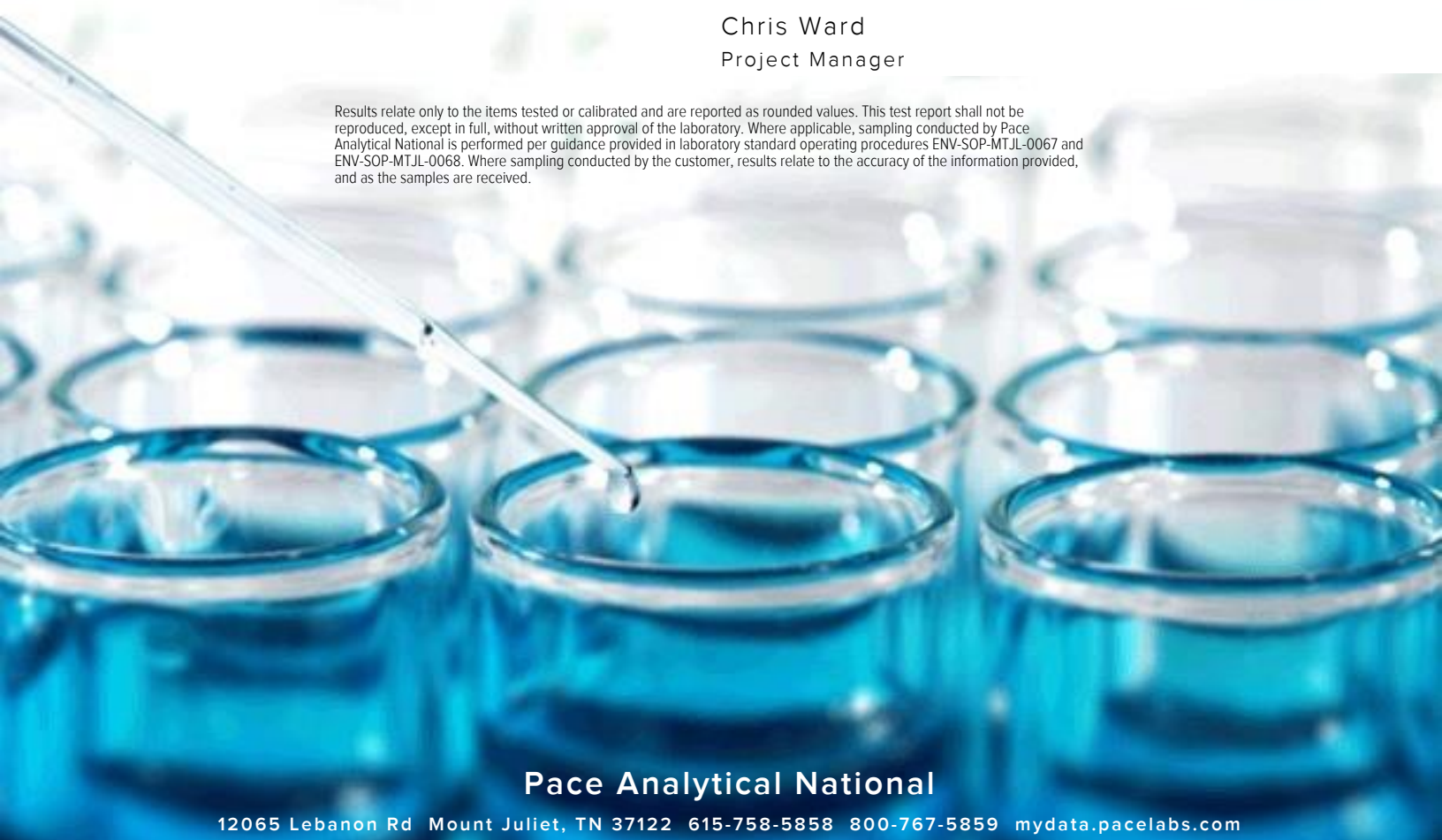
Chevron - CO

Sample Delivery Group: L1840371
 Samples Received: 03/27/2025
 Project Number:
 Description: Taylor USX AA07-14
 Site: TAYLOR USX AA0744
 Report To: CDH Team
 2115 117th Avenue
 Greeley, CO 80631

Entire Report Reviewed By:

Chris Ward
Project Manager









Results relate only to the items tested or calibrated and are reported as rounded values. This test report shall not be reproduced, except in full, without written approval of the laboratory. Where applicable, sampling conducted by Pace Analytical National is performed per guidance provided in laboratory standard operating procedures ENV-SOP-MTJL-0067 and ENV-SOP-MTJL-0068. Where sampling conducted by the customer, results relate to the accuracy of the information provided, and as the samples are received.



Pace Analytical National

12065 Lebanon Rd Mount Juliet, TN 37122 615-758-5858 800-767-5859 mydata.pacelabs.com

TABLE OF CONTENTS

Cp: Cover Page	1	
Tc: Table of Contents	2	
Ss: Sample Summary	3	
Cn: Case Narrative	4	
Sr: Sample Results	5	
BKG01 @ 6' L1840371-01	5	
BKG02 @ 6' L1840371-02	6	
BKG03 @ 6' L1840371-03	7	
BKG01-GW L1840371-04	8	
BKG03-GW L1840371-05	9	
Qc: Quality Control Summary	10	
Gravimetric Analysis by Method 2540 C-2011	10	
Wet Chemistry by Method 7199	11	
Wet Chemistry by Method 9045D	13	
Wet Chemistry by Method 9050AMod	15	
Wet Chemistry by Method 9056A	17	
Metals (ICP) by Method 6010B-NE493 Ch 2	19	
Metals (ICPMS) by Method 6020	21	
Gl: Glossary of Terms	22	
Al: Accreditations & Locations	23	
Sc: Sample Chain of Custody	24	

SAMPLE SUMMARY

BKG01 @ 6' L1840371-01

Collected by Elizabeth N Collected date/time 03/26/25 11:30 Received date/time 03/27/25 08:00

Method	Batch	Dilution	Preparation date/time	Analysis date/time	Analyst	Location
Calculated Results	WG2478673	1	03/30/25 18:57	03/30/25 18:57	DJS	Mt. Juliet, TN
Wet Chemistry by Method 7199	WG2477705	1	03/27/25 18:16	03/28/25 14:47	EKB	Mt. Juliet, TN
Wet Chemistry by Method 9045D	WG2479888	1	03/31/25 08:41	03/31/25 15:15	BJM	Mt. Juliet, TN
Wet Chemistry by Method 9050AMod	WG2479892	1	03/31/25 08:45	03/31/25 13:55	BJM	Mt. Juliet, TN
Metals (ICP) by Method 6010B-NE493 Ch 2	WG2478686	1	04/01/25 02:17	04/01/25 08:29	BAG	Mt. Juliet, TN
Metals (ICPMS) by Method 6020	WG2478483	5	03/30/25 08:43	03/30/25 20:50	LD	Mt. Juliet, TN



BKG02 @ 6' L1840371-02

Collected by Elizabeth N Collected date/time 03/26/25 11:40 Received date/time 03/27/25 08:00

Method	Batch	Dilution	Preparation date/time	Analysis date/time	Analyst	Location
Calculated Results	WG2478677	1	03/31/25 17:17	03/31/25 17:17	MAP	Mt. Juliet, TN
Wet Chemistry by Method 7199	WG2477872	1	03/27/25 21:04	03/30/25 17:15	EKB	Mt. Juliet, TN
Wet Chemistry by Method 9045D	WG2480501	1	04/01/25 07:30	04/01/25 11:20	RJP	Mt. Juliet, TN
Wet Chemistry by Method 9050AMod	WG2480503	1	04/01/25 07:33	04/01/25 12:55	BJM	Mt. Juliet, TN
Metals (ICP) by Method 6010B-NE493 Ch 2	WG2478687	1	03/28/25 21:47	03/29/25 13:11	JTM	Mt. Juliet, TN
Metals (ICPMS) by Method 6020	WG2478483	5	03/30/25 08:43	03/30/25 20:53	LD	Mt. Juliet, TN

BKG03 @ 6' L1840371-03

Collected by Elizabeth N Collected date/time 03/26/25 11:50 Received date/time 03/27/25 08:00

Method	Batch	Dilution	Preparation date/time	Analysis date/time	Analyst	Location
Calculated Results	WG2478677	1	03/31/25 17:19	03/31/25 17:19	MAP	Mt. Juliet, TN
Wet Chemistry by Method 7199	WG2477872	1	03/27/25 21:04	03/30/25 17:25	EKB	Mt. Juliet, TN
Wet Chemistry by Method 9045D	WG2480501	1	04/01/25 07:30	04/01/25 11:20	RJP	Mt. Juliet, TN
Wet Chemistry by Method 9050AMod	WG2480503	1	04/01/25 07:33	04/01/25 12:55	BJM	Mt. Juliet, TN
Metals (ICP) by Method 6010B-NE493 Ch 2	WG2478687	1	03/28/25 21:47	03/29/25 13:14	JTM	Mt. Juliet, TN
Metals (ICPMS) by Method 6020	WG2478483	5	03/30/25 08:43	03/30/25 20:56	LD	Mt. Juliet, TN

BKG01-GW L1840371-04

Collected by Elizabeth N Collected date/time 03/26/25 12:00 Received date/time 03/27/25 08:00

Method	Batch	Dilution	Preparation date/time	Analysis date/time	Analyst	Location
Gravimetric Analysis by Method 2540 C-2011	WG2477629	1	03/27/25 10:54	03/28/25 15:25	JAC	Mt. Juliet, TN
Wet Chemistry by Method 9056A	WG2477497	5	03/28/25 16:19	03/28/25 16:19	ZSA	Mt. Juliet, TN
Wet Chemistry by Method 9056A	WG2477497	50	03/28/25 16:33	03/28/25 16:33	ZSA	Mt. Juliet, TN

BKG03-GW L1840371-05

Collected by Elizabeth N Collected date/time 03/26/25 12:20 Received date/time 03/27/25 08:00

Method	Batch	Dilution	Preparation date/time	Analysis date/time	Analyst	Location
Gravimetric Analysis by Method 2540 C-2011	WG2477629	1	03/27/25 10:54	03/28/25 15:25	JAC	Mt. Juliet, TN
Wet Chemistry by Method 9056A	WG2477497	5	03/28/25 16:46	03/28/25 16:46	ZSA	Mt. Juliet, TN
Wet Chemistry by Method 9056A	WG2477497	50	03/28/25 17:00	03/28/25 17:00	ZSA	Mt. Juliet, TN

CASE NARRATIVE

All sample aliquots were received at the correct temperature, in the proper containers, with the appropriate preservatives, and within method specified holding times, unless qualified or notated within the report. Where applicable, all MDL (LOD) and RDL (LOQ) values reported for environmental samples have been corrected for the dilution factor used in the analysis. All Method and Batch Quality Control are within established criteria except where addressed in this case narrative, a non-conformance form or properly qualified within the sample results. By my digital signature below, I affirm to the best of my knowledge, all problems/anomalies observed by the laboratory as having the potential to affect the quality of the data have been identified by the laboratory, and no information or data have been knowingly withheld that would affect the quality of the data.



Chris Ward
Project Manager

¹ Cp

² Tc

³ Ss

⁴ Cn

⁵ Sr

⁶ Qc

⁷ Gl

⁸ Al

⁹ Sc

Report Revision History

Level II Report - Version 1: 04/10/25 16:33

Level II Report - Version 2: 05/23/25 15:12

Project Narrative

Report reissued for updated security settings - CMW
Report reissued for MDL/RDL reporting - CMW

Calculated Results

Analyte	Result	Qualifier	Dilution	Analysis date / time	Batch
Sodium Adsorption Ratio	1.68		1	03/30/2025 18:57	WG2478673

- 1 Cp
- 2 Tc
- 3 Ss
- 4 Cn
- 5 Sr
- 6 Qc
- 7 Gl
- 8 Al
- 9 Sc

Wet Chemistry by Method 7199

Analyte	Result mg/kg	Qualifier	MDL mg/kg	RDL mg/kg	Dilution	Analysis date / time	Batch
Hexavalent Chromium	U		0.379	1.00	1	03/28/2025 14:47	WG2477705

Wet Chemistry by Method 9045D

Analyte	Result su	Qualifier	Dilution	Analysis date / time	Batch
pH	8.43	<u>T8</u>	1	03/31/2025 15:15	WG2479888

Sample Narrative:

L1840371-01 WG2479888: 8.43 at 21.6C

Wet Chemistry by Method 9050AMod

Analyte	Result	Units	Qualifier	RDL	Dilution	Analysis date / time	Batch
Specific Conductance	0.243	mmhos/cm		0.0100	1	03/31/2025 13:55	WG2479892

Sample Narrative:

L1840371-01 WG2479892: at 25C

Metals (ICP) by Method 6010B-NE493 Ch 2

Analyte	Result mg/l	Qualifier	MDL mg/l	RDL mg/l	Dilution	Analysis date / time	Batch
Hot Water Sol. Boron	0.0943	<u>J</u>	0.0167	0.200	1	04/01/2025 08:29	WG2478686

Metals (ICPMS) by Method 6020

Analyte	Result mg/kg	Qualifier	MDL mg/kg	RDL mg/kg	Dilution	Analysis date / time	Batch
Arsenic	3.91		0.100	1.00	5	03/30/2025 20:50	WG2478483
Barium	40.2		0.152	2.50	5	03/30/2025 20:50	WG2478483
Cadmium	0.0892	<u>J</u>	0.0855	1.00	5	03/30/2025 20:50	WG2478483
Copper	2.92	<u>J</u>	0.132	5.00	5	03/30/2025 20:50	WG2478483
Lead	3.01		0.0990	2.00	5	03/30/2025 20:50	WG2478483
Nickel	3.10	<u>B</u>	0.197	2.50	5	03/30/2025 20:50	WG2478483
Selenium	0.270	<u>J</u>	0.180	2.50	5	03/30/2025 20:50	WG2478483
Silver	U		0.0865	0.500	5	03/30/2025 20:50	WG2478483
Zinc	16.3	<u>J</u>	0.740	25.0	5	03/30/2025 20:50	WG2478483

Calculated Results

Analyte	Result	Qualifier	Dilution	Analysis date / time	Batch
Sodium Adsorption Ratio	2.18		1	03/31/2025 17:17	WG2478677

- 1 Cp
- 2 Tc
- 3 Ss
- 4 Cn
- 5 Sr
- 6 Qc
- 7 Gl
- 8 Al
- 9 Sc

Wet Chemistry by Method 7199

Analyte	Result mg/kg	Qualifier	MDL mg/kg	RDL mg/kg	Dilution	Analysis date / time	Batch
Hexavalent Chromium	U		0.379	1.00	1	03/30/2025 17:15	WG2477872

Wet Chemistry by Method 9045D

Analyte	Result su	Qualifier	Dilution	Analysis date / time	Batch
pH	8.04	<u>T8</u>	1	04/01/2025 11:20	WG2480501

Sample Narrative:

L1840371-02 WG2480501: 8.04 at 21C

Wet Chemistry by Method 9050AMod

Analyte	Result	Units	Qualifier	RDL	Dilution	Analysis date / time	Batch
Specific Conductance	0.630	mmhos/cm		0.0100	1	04/01/2025 12:55	WG2480503

Sample Narrative:

L1840371-02 WG2480503: at 25C

Metals (ICP) by Method 6010B-NE493 Ch 2

Analyte	Result mg/l	Qualifier	MDL mg/l	RDL mg/l	Dilution	Analysis date / time	Batch
Hot Water Sol. Boron	0.170	<u>J</u>	0.0167	0.200	1	03/29/2025 13:11	WG2478687

Metals (ICPMS) by Method 6020

Analyte	Result mg/kg	Qualifier	MDL mg/kg	RDL mg/kg	Dilution	Analysis date / time	Batch
Arsenic	3.53		0.100	1.00	5	03/30/2025 20:53	WG2478483
Barium	61.7		0.152	2.50	5	03/30/2025 20:53	WG2478483
Cadmium	U		0.0855	1.00	5	03/30/2025 20:53	WG2478483
Copper	5.55		0.132	5.00	5	03/30/2025 20:53	WG2478483
Lead	6.07		0.0990	2.00	5	03/30/2025 20:53	WG2478483
Nickel	7.60		0.197	2.50	5	03/30/2025 20:53	WG2478483
Selenium	0.244	<u>J</u>	0.180	2.50	5	03/30/2025 20:53	WG2478483
Silver	U		0.0865	0.500	5	03/30/2025 20:53	WG2478483
Zinc	26.9		0.740	25.0	5	03/30/2025 20:53	WG2478483

Calculated Results

Analyte	Result	Qualifier	Dilution	Analysis date / time	Batch
Sodium Adsorption Ratio	2.72		1	03/31/2025 17:19	WG2478677

- 1 Cp
- 2 Tc
- 3 Ss
- 4 Cn
- 5 Sr
- 6 Qc
- 7 Gl
- 8 Al
- 9 Sc

Wet Chemistry by Method 7199

Analyte	Result mg/kg	Qualifier	MDL mg/kg	RDL mg/kg	Dilution	Analysis date / time	Batch
Hexavalent Chromium	U		0.379	1.00	1	03/30/2025 17:25	WG2477872

Wet Chemistry by Method 9045D

Analyte	Result su	Qualifier	Dilution	Analysis date / time	Batch
pH	8.15	<u>T8</u>	1	04/01/2025 11:20	WG2480501

Sample Narrative:

L1840371-03 WG2480501: 8.15 at 21C

Wet Chemistry by Method 9050AMod

Analyte	Result	Units	Qualifier	RDL	Dilution	Analysis date / time	Batch
Specific Conductance	1.09	mmhos/cm		0.0100	1	04/01/2025 12:55	WG2480503

Sample Narrative:

L1840371-03 WG2480503: at 25C

Metals (ICP) by Method 6010B-NE493 Ch 2

Analyte	Result mg/l	Qualifier	MDL mg/l	RDL mg/l	Dilution	Analysis date / time	Batch
Hot Water Sol. Boron	0.281		0.0167	0.200	1	03/29/2025 13:14	WG2478687

Metals (ICPMS) by Method 6020

Analyte	Result mg/kg	Qualifier	MDL mg/kg	RDL mg/kg	Dilution	Analysis date / time	Batch
Arsenic	7.68		0.100	1.00	5	03/30/2025 20:56	WG2478483
Barium	237		0.152	2.50	5	03/30/2025 20:56	WG2478483
Cadmium	0.198	<u>J</u>	0.0855	1.00	5	03/30/2025 20:56	WG2478483
Copper	9.94		0.132	5.00	5	03/30/2025 20:56	WG2478483
Lead	8.08		0.0990	2.00	5	03/30/2025 20:56	WG2478483
Nickel	10.3		0.197	2.50	5	03/30/2025 20:56	WG2478483
Selenium	0.851	<u>J</u>	0.180	2.50	5	03/30/2025 20:56	WG2478483
Silver	U		0.0865	0.500	5	03/30/2025 20:56	WG2478483
Zinc	42.6		0.740	25.0	5	03/30/2025 20:56	WG2478483

Gravimetric Analysis by Method 2540 C-2011

Analyte	Result	Qualifier	RDL	Dilution	Analysis date / time	Batch
Dissolved Solids	2100		100	1	03/28/2025 15:25	WG2477629

Wet Chemistry by Method 9056A

Analyte	Result	Qualifier	MDL	RDL	Dilution	Analysis date / time	Batch
Chloride	89.3		2.74	5.00	5	03/28/2025 16:19	WG2477497
Sulfate	1030		31.8	250	50	03/28/2025 16:33	WG2477497

- 1 Cp
- 2 Tc
- 3 Ss
- 4 Cn
- 5 Sr
- 6 Qc
- 7 Gl
- 8 Al
- 9 Sc

Gravimetric Analysis by Method 2540 C-2011

Analyte	Result	Qualifier	RDL	Dilution	Analysis date / time	Batch
Dissolved Solids	2790		100	1	03/28/2025 15:25	WG2477629

Wet Chemistry by Method 9056A

Analyte	Result	Qualifier	MDL	RDL	Dilution	Analysis date / time	Batch
Chloride	364		2.74	5.00	5	03/28/2025 16:46	WG2477497
Sulfate	3530		31.8	250	50	03/28/2025 17:00	WG2477497

- 1 Cp
- 2 Tc
- 3 Ss
- 4 Cn
- 5 Sr
- 6 Qc
- 7 Gl
- 8 Al
- 9 Sc

Method Blank (MB)

(MB) R4192856-1 03/28/25 15:25

Analyte	MB Result	MB Qualifier	MB MDL	MB RDL
Dissolved Solids	U		10.0	10.0

1 Cp

2 Tc

3 Ss

L1840236-04 Original Sample (OS) • Duplicate (DUP)

(OS) L1840236-04 03/28/25 15:25 • (DUP) R4192856-3 03/28/25 15:25

Analyte	Original Result	DUP Result	Dilution	DUP RPD	DUP Qualifier	DUP RPD Limits
Dissolved Solids	1020	1050	1	3.08		10

4 Cn

5 Sr

6 Qc

L1840393-04 Original Sample (OS) • Duplicate (DUP)

(OS) L1840393-04 03/28/25 15:25 • (DUP) R4192856-4 03/28/25 15:25

Analyte	Original Result	DUP Result	Dilution	DUP RPD	DUP Qualifier	DUP RPD Limits
Dissolved Solids	1090	1080	1	0.923		10

7 Gl

8 Al

9 Sc

Laboratory Control Sample (LCS)

(LCS) R4192856-2 03/28/25 15:25

Analyte	Spike Amount	LCS Result	LCS Rec.	Rec. Limits	LCS Qualifier
Dissolved Solids	8800	8430	95.8	90.0-110	

Method Blank (MB)

(MB) R4192405-1 03/28/25 10:09

Analyte	MB Result	MB Qualifier	MB MDL	MB RDL
Hexavalent Chromium	U		0.379	1.00

¹Cp

²Tc

³Ss

⁴Cn

⁵Sr

⁶Qc

⁷Gl

⁸Al

⁹Sc

L1840081-04 Original Sample (OS) • Duplicate (DUP)

(OS) L1840081-04 03/28/25 13:08 • (DUP) R4192405-7 03/28/25 13:17

Analyte	Original Result	DUP Result	Dilution	DUP RPD	DUP Qualifier	DUP RPD Limits
Hexavalent Chromium	U	U	1	0.000		20

L1840281-03 Original Sample (OS) • Duplicate (DUP)

(OS) L1840281-03 03/28/25 14:11 • (DUP) R4192405-8 03/28/25 14:20

Analyte	Original Result	DUP Result	Dilution	DUP RPD	DUP Qualifier	DUP RPD Limits
Hexavalent Chromium	U	U	1	0.000		20

Laboratory Control Sample (LCS)

(LCS) R4192405-2 03/28/25 10:17

Analyte	Spike Amount	LCS Result	LCS Rec.	Rec. Limits	LCS Qualifier
Hexavalent Chromium	10.0	10.4	104	80.0-120	

L1840070-04 Original Sample (OS) • Matrix Spike (MS) • Matrix Spike Duplicate (MSD)

(OS) L1840070-04 03/28/25 10:53 • (MS) R4192405-3 03/28/25 11:02 • (MSD) R4192405-4 03/28/25 11:11

Analyte	Spike Amount	Original Result	MS Result	MSD Result	MS Rec.	MSD Rec.	Dilution	Rec. Limits	MS Qualifier	MSD Qualifier	RPD	RPD Limits
Hexavalent Chromium	20.0	U	19.6	18.9	98.1	94.5	1	75.0-125			3.76	20

L1840070-04 Original Sample (OS) • Matrix Spike (MS)

(OS) L1840070-04 03/28/25 10:53 • (MS) R4192405-5 03/28/25 11:20

Analyte	Spike Amount	Original Result	MS Result	MS Rec.	Dilution	Rec. Limits	MS Qualifier
Hexavalent Chromium	654	U	652	99.7	50	75.0-125	

Method Blank (MB)

(MB) R4193105-1 03/30/25 16:39

Analyte	MB Result	MB Qualifier	MB MDL	MB RDL
Hexavalent Chromium	U		0.379	1.00

¹Cp

²Tc

³Ss

⁴Cn

⁵Sr

⁶Qc

⁷Gl

⁸Al

⁹Sc

L1840380-01 Original Sample (OS) • Duplicate (DUP)

(OS) L1840380-01 03/30/25 19:50 • (DUP) R4193105-7 03/30/25 20:00

Analyte	Original Result	DUP Result	Dilution	DUP RPD	DUP Qualifier	DUP RPD Limits
Hexavalent Chromium	U	U	1	0.000		20

L1840396-04 Original Sample (OS) • Duplicate (DUP)

(OS) L1840396-04 03/30/25 21:56 • (DUP) R4193105-8 03/30/25 22:06

Analyte	Original Result	DUP Result	Dilution	DUP RPD	DUP Qualifier	DUP RPD Limits
Hexavalent Chromium	U	U	1	0.000		20

Laboratory Control Sample (LCS)

(LCS) R4193105-2 03/30/25 16:49

Analyte	Spike Amount	LCS Result	LCS Rec.	Rec. Limits	LCS Qualifier
Hexavalent Chromium	10.0	8.61	86.1	80.0-120	

L1840375-02 Original Sample (OS) • Matrix Spike (MS) • Matrix Spike Duplicate (MSD)

(OS) L1840375-02 03/30/25 17:44 • (MS) R4193105-3 03/30/25 17:53 • (MSD) R4193105-4 03/30/25 18:03

Analyte	Spike Amount	Original Result	MS Result	MSD Result	MS Rec.	MSD Rec.	Dilution	Rec. Limits	MS Qualifier	MSD Qualifier	RPD	RPD Limits
Hexavalent Chromium	20.0	U	17.3	17.7	86.6	88.5	1	75.0-125			2.16	20

L1840375-02 Original Sample (OS) • Matrix Spike (MS)

(OS) L1840375-02 03/30/25 17:44 • (MS) R4193105-9 03/30/25 18:13

Analyte	Spike Amount	Original Result	MS Result	MS Rec.	Dilution	Rec. Limits	MS Qualifier
Hexavalent Chromium	646	U	353	54.7	50	75.0-125	<u>J6</u>

L1839561-12 Original Sample (OS) • Duplicate (DUP)

(OS) L1839561-12 03/31/25 15:15 • (DUP) R4193219-2 03/31/25 15:15

Analyte	Original Result	DUP Result	Dilution	DUP RPD	DUP Qualifier	DUP RPD Limits
su	su	su		%		%
pH	8.19	8.19	1	0.000		1

Sample Narrative:

OS: 8.19 at 21.3C
DUP: 8.19 at 21.4C

L1840409-21 Original Sample (OS) • Duplicate (DUP)

(OS) L1840409-21 03/31/25 15:15 • (DUP) R4193219-3 03/31/25 15:15

Analyte	Original Result	DUP Result	Dilution	DUP RPD	DUP Qualifier	DUP RPD Limits
su	su	su		%		%
pH	8.06	8.05	1	0.124		1

Sample Narrative:

OS: 8.06 at 21.4C
DUP: 8.05 at 21.8C

Laboratory Control Sample (LCS)

(LCS) R4193219-1 03/31/25 15:15

Analyte	Spike Amount	LCS Result	LCS Rec.	Rec. Limits	LCS Qualifier
su	su	su	%	%	
pH	10.0	9.98	99.8	99.0-101	

Sample Narrative:

LCS: 9.98 at 20.4C

¹Cp

²Tc

³Ss

⁴Cn

⁵Sr

⁶Qc

⁷Gl

⁸Al

⁹Sc

L1840365-03 Original Sample (OS) • Duplicate (DUP)

(OS) L1840365-03 04/01/25 11:20 • (DUP) R4193594-2 04/01/25 11:20

Analyte	Original Result	DUP Result	Dilution	DUP RPD	DUP Qualifier	DUP RPD Limits
	su	su		%		%
pH	7.55	7.50	1	0.664		1

Sample Narrative:

OS: 7.55 at 21.2C

DUP: 7.5 at 21.1C

L1840409-22 Original Sample (OS) • Duplicate (DUP)

(OS) L1840409-22 04/01/25 11:20 • (DUP) R4193594-3 04/01/25 11:20

Analyte	Original Result	DUP Result	Dilution	DUP RPD	DUP Qualifier	DUP RPD Limits
	su	su		%		%
pH	8.10	8.13	1	0.370		1

Sample Narrative:

OS: 8.1 at 20.5C

DUP: 8.13 at 20.2C

Laboratory Control Sample (LCS)

(LCS) R4193594-1 04/01/25 11:20

Analyte	Spike Amount	LCS Result	LCS Rec.	Rec. Limits	LCS Qualifier
	su	su	%	%	
pH	10.0	10.0	100	99.0-101	

Sample Narrative:

LCS: 10.04 at 19.6C

¹Cp

²Tc

³Ss

⁴Cn

⁵Sr

⁶Qc

⁷Gl

⁸Al

⁹Sc

Method Blank (MB)

(MB) R4193208-1 03/31/25 13:55

Analyte	MB Result	MB Qualifier	MB MDL	MB RDL
Specific Conductance	U		0.0100	0.0100

Sample Narrative:

BLANK: at 25C

L1839614-01 Original Sample (OS) • Duplicate (DUP)

(OS) L1839614-01 03/31/25 13:55 • (DUP) R4193208-3 03/31/25 13:55

Analyte	Original Result	DUP Result	Dilution	DUP RPD	DUP Qualifier	DUP RPD Limits
Specific Conductance	2.08	2.08	1	0.0481		20

Sample Narrative:

OS: at 25C
DUP: at 25C

L1840409-19 Original Sample (OS) • Duplicate (DUP)

(OS) L1840409-19 03/31/25 13:55 • (DUP) R4193208-4 03/31/25 13:55

Analyte	Original Result	DUP Result	Dilution	DUP RPD	DUP Qualifier	DUP RPD Limits
Specific Conductance	0.103	0.103	1	0.292		20

Sample Narrative:

OS: at 25C
DUP: at 25C

Laboratory Control Sample (LCS)

(LCS) R4193208-2 03/31/25 13:55

Analyte	Spike Amount	LCS Result	LCS Rec.	Rec. Limits	LCS Qualifier
Specific Conductance	1.13	1.13	100	85.0-115	

Sample Narrative:

LCS: at 25C

1 Cp

2 Tc

3 Ss

4 Cn

5 Sr

6 Qc

7 Gl

8 Al

9 Sc

Method Blank (MB)

(MB) R4193681-1 04/01/25 12:55

Analyte	MB Result	MB Qualifier	MB MDL	MB RDL
Specific Conductance	U		0.0100	0.0100

Sample Narrative:

BLANK: at 25C

L1840365-04 Original Sample (OS) • Duplicate (DUP)

(OS) L1840365-04 04/01/25 12:55 • (DUP) R4193681-3 04/01/25 12:55

Analyte	Original Result	DUP Result	Dilution	DUP RPD	DUP Qualifier	DUP RPD Limits
Specific Conductance	1.16	1.15	1	1.30		20

Sample Narrative:

OS: at 25C

DUP: at 25C

L1840409-20 Original Sample (OS) • Duplicate (DUP)

(OS) L1840409-20 04/01/25 12:55 • (DUP) R4193681-4 04/01/25 12:55

Analyte	Original Result	DUP Result	Dilution	DUP RPD	DUP Qualifier	DUP RPD Limits
Specific Conductance	0.406	0.405	1	0.247		20

Sample Narrative:

OS: at 25C

DUP: at 25C

Laboratory Control Sample (LCS)

(LCS) R4193681-2 04/01/25 12:55

Analyte	Spike Amount	LCS Result	LCS Rec.	Rec. Limits	LCS Qualifier
Specific Conductance	1.13	1.14	100	85.0-115	

Sample Narrative:

LCS: at 25C



Method Blank (MB)

(MB) R4192616-1 03/28/25 15:52

Analyte	MB Result	MB Qualifier	MB MDL	MB RDL
	mg/l		mg/l	mg/l
Chloride	U		0.547	1.00
Sulfate	U		0.637	5.00

¹Cp

²Tc

³Ss

⁴Cn

⁵Sr

⁶Qc

⁷Gl

⁸Al

⁹Sc

L1840383-01 Original Sample (OS) • Duplicate (DUP)

(OS) L1840383-01 03/28/25 17:13 • (DUP) R4192616-3 03/28/25 17:26

Analyte	Original Result	DUP Result	Dilution	DUP RPD	DUP Qualifier	DUP RPD Limits
	mg/l	mg/l		%		%
Sulfate	61.0	60.9	1	0.228		15

L1840393-01 Original Sample (OS) • Duplicate (DUP)

(OS) L1840393-01 03/28/25 18:33 • (DUP) R4192616-6 03/28/25 18:47

Analyte	Original Result	DUP Result	Dilution	DUP RPD	DUP Qualifier	DUP RPD Limits
	mg/l	mg/l		%		%
Chloride	405	424	10	4.57		15
Sulfate	388	403	10	3.90		15

Laboratory Control Sample (LCS)

(LCS) R4192616-2 03/28/25 16:06

Analyte	Spike Amount	LCS Result	LCS Rec.	Rec. Limits	LCS Qualifier
	mg/l	mg/l	%	%	
Chloride	40.0	39.8	99.6	80.0-120	
Sulfate	40.0	40.4	101	80.0-120	

L1840383-01 Original Sample (OS) • Matrix Spike (MS) • Matrix Spike Duplicate (MSD)

(OS) L1840383-01 03/28/25 17:13 • (MS) R4192616-4 03/28/25 17:40 • (MSD) R4192616-5 03/28/25 17:53

Analyte	Spike Amount	Original Result	MS Result	MSD Result	MS Rec.	MSD Rec.	Dilution	Rec. Limits	MS Qualifier	MSD Qualifier	RPD	RPD Limits
	mg/l	mg/l	mg/l	mg/l	%	%		%			%	%
Chloride	40.0	201	197	202	0.000	2.82	1	80.0-120	<u>EV</u>	<u>EV</u>	2.25	15
Sulfate	40.0	61.0	88.9	91.0	69.6	75.0	1	80.0-120	<u>J6</u>	<u>J6</u>	2.38	15

L1840393-01 Original Sample (OS) • Matrix Spike (MS)

(OS) L1840393-01 03/28/25 18:33 • (MS) R4192616-7 03/28/25 19:00

Analyte	Spike Amount mg/l	Original Result mg/l	MS Result mg/l	MS Rec. %	Dilution	Rec. Limits %	MS Qualifier
Chloride	40.0	405	348	0.000	10	80.0-120	∇
Sulfate	40.0	388	332	0.000	10	80.0-120	∇

¹Cp

²Tc

³Ss

⁴Cn

⁵Sr

⁶Qc

⁷Gl

⁸Al

⁹Sc

Method Blank (MB)

(MB) R4193683-1 04/01/25 08:19

Analyte	MB Result mg/l	MB Qualifier	MB MDL mg/l	MB RDL mg/l
Hot Water Sol. Boron	U		0.0167	0.200

Laboratory Control Sample (LCS) • Laboratory Control Sample Duplicate (LCSD)

(LCS) R4193683-2 04/01/25 08:20 • (LCSD) R4193683-3 04/01/25 08:22

Analyte	Spike Amount mg/l	LCS Result mg/l	LCSD Result mg/l	LCS Rec. %	LCSD Rec. %	Rec. Limits %	LCS Qualifier	LCSD Qualifier	RPD %	RPD Limits %
Hot Water Sol. Boron	1.00	1.01	1.07	101	107	80.0-120			6.65	20

- 1 Cp
- 2 Tc
- 3 Ss
- 4 Cn
- 5 Sr
- 6 Qc
- 7 Gl
- 8 Al
- 9 Sc

Method Blank (MB)

(MB) R4192630-1 03/29/25 12:50

Analyte	MB Result mg/l	MB Qualifier	MB MDL mg/l	MB RDL mg/l
Hot Water Sol. Boron	U		0.0167	0.200

Laboratory Control Sample (LCS) • Laboratory Control Sample Duplicate (LCSD)

(LCS) R4192630-2 03/29/25 12:53 • (LCSD) R4192630-3 03/29/25 12:55

Analyte	Spike Amount mg/l	LCS Result mg/l	LCSD Result mg/l	LCS Rec. %	LCSD Rec. %	Rec. Limits %	LCS Qualifier	LCSD Qualifier	RPD %	RPD Limits %
Hot Water Sol. Boron	1.00	1.06	1.07	106	107	80.0-120			0.839	20

¹Cp

²Tc

³Ss

⁴Cn

⁵Sr

⁶Qc

⁷Gl

⁸Al

⁹Sc

Method Blank (MB)

(MB) R4192872-1 03/30/25 20:28

Analyte	MB Result mg/kg	MB Qualifier	MB MDL mg/kg	MB RDL mg/kg
Arsenic	U		0.100	1.00
Barium	U		0.152	2.50
Cadmium	U		0.0855	1.00
Copper	U		0.133	5.00
Lead	U		0.0990	2.00
Nickel	0.402	J	0.197	2.50
Selenium	U		0.180	2.50
Silver	U		0.0865	0.500
Zinc	U		0.740	25.0

¹Cp

²Tc

³Ss

⁴Cn

⁵Sr

⁶Qc

Laboratory Control Sample (LCS)

(LCS) R4192872-2 03/30/25 20:31

Analyte	Spike Amount mg/kg	LCS Result mg/kg	LCS Rec. %	Rec. Limits %	LCS Qualifier
Arsenic	100	114	114	80.0-120	
Barium	100	107	107	80.0-120	
Cadmium	100	114	114	80.0-120	
Copper	100	111	111	80.0-120	
Lead	100	111	111	80.0-120	
Nickel	100	114	114	80.0-120	
Selenium	100	115	115	80.0-120	
Silver	20.0	22.2	111	80.0-120	
Zinc	100	113	113	80.0-120	

⁷Gl

⁸Al

⁹Sc

L1840375-01 Original Sample (OS) • Matrix Spike (MS) • Matrix Spike Duplicate (MSD)

(OS) L1840375-01 03/30/25 20:34 • (MS) R4192872-5 03/30/25 20:44 • (MSD) R4192872-6 03/30/25 20:47

Analyte	Spike Amount mg/kg	Original Result mg/kg	MS Result mg/kg	MSD Result mg/kg	MS Rec. %	MSD Rec. %	Dilution	Rec. Limits %	MS Qualifier	MSD Qualifier	RPD %	RPD Limits %
Arsenic	100	2.58	119	107	116	104	5	75.0-125			10.3	20
Barium	100	74.4	242	158	167	83.6	5	75.0-125	J5	J3	41.9	20
Cadmium	100	0.0881	106	101	106	101	5	75.0-125			4.32	20
Copper	100	4.53	114	101	109	96.9	5	75.0-125			11.7	20
Lead	100	4.10	106	102	102	98.0	5	75.0-125			3.81	20
Nickel	100	4.18	115	108	111	103	5	75.0-125			7.02	20
Selenium	100	0.204	109	103	109	103	5	75.0-125			6.04	20
Silver	20.0	U	20.8	19.7	104	98.6	5	75.0-125			5.10	20
Zinc	100	15.6	135	119	120	103	5	75.0-125			12.7	20

GLOSSARY OF TERMS

Guide to Reading and Understanding Your Laboratory Report

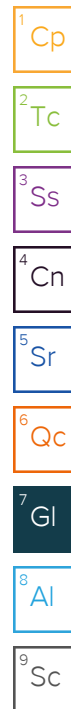
The information below is designed to better explain the various terms used in your report of analytical results from the Laboratory. This is not intended as a comprehensive explanation, and if you have additional questions please contact your project representative.

Results Disclaimer - Information that may be provided by the customer, and contained within this report, include Permit Limits, Project Name, Sample ID, Sample Matrix, Sample Preservation, Field Blanks, Field Spikes, Field Duplicates, On-Site Data, Sampling Collection Dates/Times, and Sampling Location. Results relate to the accuracy of this information provided, and as the samples are received.

Abbreviations and Definitions

MDL	Method Detection Limit.
RDL	Reported Detection Limit.
Rec.	Recovery.
RPD	Relative Percent Difference.
SDG	Sample Delivery Group.
U	Not detected at the Reporting Limit (or MDL where applicable).
Analyte	The name of the particular compound or analysis performed. Some Analyses and Methods will have multiple analytes reported.
Dilution	If the sample matrix contains an interfering material, the sample preparation volume or weight values differ from the standard, or if concentrations of analytes in the sample are higher than the highest limit of concentration that the laboratory can accurately report, the sample may be diluted for analysis. If a value different than 1 is used in this field, the result reported has already been corrected for this factor.
Limits	These are the target % recovery ranges or % difference value that the laboratory has historically determined as normal for the method and analyte being reported. Successful QC Sample analysis will target all analytes recovered or duplicated within these ranges.
Original Sample	The non-spiked sample in the prep batch used to determine the Relative Percent Difference (RPD) from a quality control sample. The Original Sample may not be included within the reported SDG.
Qualifier	This column provides a letter and/or number designation that corresponds to additional information concerning the result reported. If a Qualifier is present, a definition per Qualifier is provided within the Glossary and Definitions page and potentially a discussion of possible implications of the Qualifier in the Case Narrative if applicable.
Result	The actual analytical final result (corrected for any sample specific characteristics) reported for your sample. If there was no measurable result returned for a specific analyte, the result in this column may state "ND" (Not Detected) or "BDL" (Below Detectable Levels). The information in the results column should always be accompanied by either an MDL (Method Detection Limit) or RDL (Reporting Detection Limit) that defines the lowest value that the laboratory could detect or report for this analyte.
Uncertainty (Radiochemistry)	Confidence level of 2 sigma.
Case Narrative (Cn)	A brief discussion about the included sample results, including a discussion of any non-conformances to protocol observed either at sample receipt by the laboratory from the field or during the analytical process. If present, there will be a section in the Case Narrative to discuss the meaning of any data qualifiers used in the report.
Quality Control Summary (Qc)	This section of the report includes the results of the laboratory quality control analyses required by procedure or analytical methods to assist in evaluating the validity of the results reported for your samples. These analyses are not being performed on your samples typically, but on laboratory generated material.
Sample Chain of Custody (Sc)	This is the document created in the field when your samples were initially collected. This is used to verify the time and date of collection, the person collecting the samples, and the analyses that the laboratory is requested to perform. This chain of custody also documents all persons (excluding commercial shippers) that have had control or possession of the samples from the time of collection until delivery to the laboratory for analysis.
Sample Results (Sr)	This section of your report will provide the results of all testing performed on your samples. These results are provided by sample ID and are separated by the analyses performed on each sample. The header line of each analysis section for each sample will provide the name and method number for the analysis reported.
Sample Summary (Ss)	This section of the Analytical Report defines the specific analyses performed for each sample ID, including the dates and times of preparation and/or analysis.

Qualifier	Description
B	The same analyte is found in the associated blank.
E	The analyte concentration exceeds the upper limit of the calibration range of the instrument established by the initial calibration (ICAL).
J	The identification of the analyte is acceptable; the reported value is an estimate.
J3	The associated batch QC was outside the established quality control range for precision.
J5	The sample matrix interfered with the ability to make any accurate determination; spike value is high.
J6	The sample matrix interfered with the ability to make any accurate determination; spike value is low.
T8	Sample(s) received past/too close to holding time expiration.
V	The sample concentration is too high to evaluate accurate spike recoveries.



ACCREDITATIONS & LOCATIONS

Pace Analytical National 12065 Lebanon Rd Mount Juliet, TN 37122

Alabama	40660	Nebraska	NE-OS-15-05
Alaska	17-026	Nevada	TN000032021-1
Arizona	AZ0612	New Hampshire	2975
Arkansas	88-0469	New Jersey–NELAP	TN002
California	2932	New Mexico ¹	TN00003
Colorado	TN00003	New York	11742
Connecticut	PH-0197	North Carolina	Env375
Florida	E87487	North Carolina ¹	DW21704
Georgia	NELAP	North Carolina ³	41
Georgia ¹	923	North Dakota	R-140
Idaho	TN00003	Ohio–VAP	CL0069
Illinois	200008	Oklahoma	9915
Indiana	C-TN-01	Oregon	TN200002
Iowa	364	Pennsylvania	68-02979
Kansas	E-10277	Rhode Island	LA000356
Kentucky ^{1,6}	KY90010	South Carolina	84004002
Kentucky ²	16	South Dakota	n/a
Louisiana	AI30792	Tennessee ^{1,4}	2006
Louisiana	LA018	Texas	T104704245-20-18
Maine	TN00003	Texas ⁵	LAB0152
Maryland	324	Utah	TN000032021-11
Massachusetts	M-TN003	Vermont	VT2006
Michigan	9958	Virginia	110033
Minnesota	047-999-395	Washington	C847
Mississippi	TN00003	West Virginia	233
Missouri	340	Wisconsin	998093910
Montana	CERT0086	Wyoming	A2LA
A2LA – ISO 17025	1461.01	AIHA-LAP,LLC EMLAP	100789
A2LA – ISO 17025 ⁵	1461.02	DOD	1461.01
Canada	1461.01	USDA	P330-15-00234
EPA–Crypto	TN00003		

¹ Drinking Water ² Underground Storage Tanks ³ Aquatic Toxicity ⁴ Chemical/Microbiological ⁵ Mold ⁶ Wastewater n/a Accreditation not applicable

* Not all certifications held by the laboratory are applicable to the results reported in the attached report.

* Accreditation is only applicable to the test methods specified on each scope of accreditation held by Pace Analytical.

¹ Cp

² Tc

³ Ss

⁴ Cn

⁵ Sr

⁶ Qc

⁷ Gl

⁸ Al

⁹ Sc

Company Name/Address: **CDH Consulting**
9446 Clarendon St
Thornton CO

Billing Information: **Chevron - Jason Davidson**

Analysis / Container / Preservative

Chain of Custody Page 1 of 1

Pace
PEOPLE ADVANCING SCIENCE

12065 Lebanon Rd Mount Juliet, TN 37122
Phone: 615-758-5858 Alt: 800-767-5859

Submitting a sample via this chain of custody constitutes acknowledgment and acceptance of the Pace Terms and Conditions found at: <https://info.pacelabs.com/hubfs/pas-standard-terms.pdf>

Report to: **David Stainback**

Email To: **CVXPM@cdhconsult.com**
cc: RBUEVFZ7@chevron.com

Project Description: **Taylor USX AA07-14**

City/State Collected: **Colorado**

Please Circle: **PT** (MT) (CT) (ET)

Phone: **(970) 403-408**

Client Project #

Lab Project #

Collected by (print): **Elizabeth Naka**

Site/Facility ID # **Taylor USX AA0714**

P.O. #

Collected by (signature): *[Signature]*

Rush? (Lab MUST Be Notified)

Same Day Five Day

Next Day 5 Day (Rad Only)

Two Day 10 Day (Rad Only)

Three Day

Date Results Needed: **Standard TAT**

Immediately Packed on Ice **N** **Y**

No. of Cntrs

Sample ID	Comp/Grab	Matrix*	Depth	Date	Time	No. of Cntrs	pH	EC	SAR	Boron	Table 915-Metals	TDS	Sulfates ions	Chloride ions
BK501@6'	Grab	Soil	6'	3/26/25	1130	2	X	X	X	X	X			
BK502@6'	↓	↓	↓		1140	↓	X	X	X	X	X			
BK503@6'	↓	↓	↓		1150	↓	X	X	X	X	X			
BK501-GW		GW			1200							X	X	X
BK502-GW EW														
BK503-GW	↓	↓	↓		1220	↓						X	X	X

SDG # **4640371**

K123

Table #

Acctnum: **CH2CO**

Template:

Prelogin: **Chris Ward**

PM:

PB:

Shipped Via:

* Matrix: SS - Soil AIR - Air F - Filter
GW - Groundwater B - Bioassay
WW - WasteWater
DW - Drinking Water
OT - Other

Remarks:

Samples returned via: UPS FedEx Courier

Tracking #

pH _____ Temp _____

Flow _____ Other _____

Sample Receipt Checklist

COC Seal Present/Intact: NP Y N

COC Signed/Accurate: Y N

Bottles arrive intact: Y N

Correct bottles used: Y N

Sufficient volume sent: Y N

If Applicable

VOA Zero HeadSpace: Y N

Preservation Correct/Checked: Y N

RAD Screen <0.5 mR/hr: Y N

Relinquished by: (Signature) <i>[Signature]</i>	Date: 3/26/25	Time: 1315	Received by: (Signature) <i>[Signature]</i>	Trip Blank Received: Yes/No HCL/MeOH TBR
Relinquished by: (Signature) <i>[Signature]</i>	Date: 3/26/25	Time: 13:20	Received by: (Signature) SWA	Temp: 16.9 °C Bottles Received: 10
Relinquished by: (Signature)	Date:	Time:	Received for lab by: (Signature) Justin Olson	Date: 3/27/25 Time: 0800 Hold: Condition: NFC (OK)