

## QB Energy

Sample Delivery Group: L1790947  
Samples Received: 10/19/2024  
Project Number:  
Description: Corral Creek 4508 Investigation  
Site: CORRAL CREEK 4508  
Report To: Jake J. / Brett M. / Blair R. / Andy V.  
143 Diamond Avenue  
Parachute, CO 81635

Entire Report Reviewed By:



Chris Ward  
Project Manager

Results relate only to the items tested or calibrated and are reported as rounded values. This test report shall not be reproduced, except in full, without written approval of the laboratory. Where applicable, sampling conducted by Pace Analytical National is performed per guidance provided in laboratory standard operating procedures ENV-SOP-MTJL-0067 and ENV-SOP-MTJL-0068. Where sampling conducted by the customer, results relate to the accuracy of the information provided, and as the samples are received.

**Pace Analytical National**

12065 Lebanon Rd Mount Juliet, TN 37122 615-758-5858 800-767-5859 mydata.pacelabs.com

# TABLE OF CONTENTS

<b>Cp: Cover Page</b>	<b>1</b>
<b>Tc: Table of Contents</b>	<b>2</b>
<b>Ss: Sample Summary</b>	<b>3</b>
<b>Cn: Case Narrative</b>	<b>5</b>
<b>Sr: Sample Results</b>	<b>6</b>
20241017-M29 199-(SB01)@1 L1790947-01	6
20241017-M29 199-(SB01)@5 L1790947-02	8
20241017-M29 199-(SB01)@10 L1790947-03	10
20241017-M29 199-(SB01)@20 L1790947-04	12
20241017-M29 199-(SB01)@30 L1790947-05	14
20241017-M29 199-(SB01)@40 L1790947-06	16
20241017-M29 199-(SB01)@50 L1790947-07	18
<b>Qc: Quality Control Summary</b>	<b>20</b>
Wet Chemistry by Method 7199	20
Wet Chemistry by Method 9045D	21
Wet Chemistry by Method 9050AMod	23
Metals (ICP) by Method 6010B-NE493 Ch 2	25
Metals (ICPMS) by Method 6020	26
Volatile Organic Compounds (GC) by Method 8015D/GRO	27
Volatile Organic Compounds (GC/MS) by Method 8260B	29
Semi-Volatile Organic Compounds (GC) by Method 8015M	31
Semi Volatile Organic Compounds (GC/MS) by Method 8270C-SIM	32
<b>Gl: Glossary of Terms</b>	<b>34</b>
<b>Al: Accreditations &amp; Locations</b>	<b>35</b>
<b>Sc: Sample Chain of Custody</b>	<b>36</b>



# SAMPLE SUMMARY

## 20241017-M29 199-(SB01)@1 L1790947-01 Solid

Collected by: Alex Fenske  
 Collected date/time: 10/17/24 09:55  
 Received date/time: 10/19/24 09:00

Method	Batch	Dilution	Preparation date/time	Analysis date/time	Analyst	Location
Calculated Results	WG2388071	1	10/27/24 20:41	10/27/24 20:41	MAP	Mt. Juliet, TN
Wet Chemistry by Method 7199	WG2387308	1	10/28/24 15:33	10/28/24 23:10	VSS	Mt. Juliet, TN
Wet Chemistry by Method 9045D	WG2390678	1	10/28/24 07:14	10/28/24 07:21	KA	Mt. Juliet, TN
Wet Chemistry by Method 9050AMod	WG2390674	1	10/28/24 07:15	10/28/24 09:13	KA	Mt. Juliet, TN
Metals (ICP) by Method 6010B-NE493 Ch 2	WG2388077	1	10/29/24 11:01	10/29/24 15:33	MAP	Mt. Juliet, TN
Metals (ICPMS) by Method 6020	WG2388020	25	10/27/24 23:14	10/29/24 09:50	JPD	Mt. Juliet, TN
Metals (ICPMS) by Method 6020	WG2388020	5	10/27/24 23:14	10/29/24 02:40	JPD	Mt. Juliet, TN
Volatile Organic Compounds (GC) by Method 8015D/GRO	WG2392856	1	10/23/24 08:31	10/31/24 19:38	ADM	Mt. Juliet, TN
Volatile Organic Compounds (GC/MS) by Method 8260B	WG2390784	1	10/23/24 08:31	10/28/24 13:42	JAH	Mt. Juliet, TN
Semi-Volatile Organic Compounds (GC) by Method 8015M	WG2391210	1	10/29/24 12:55	10/29/24 23:23	KKS	Mt. Juliet, TN
Semi Volatile Organic Compounds (GC/MS) by Method 8270C-SIM	WG2390921	1	10/28/24 16:48	10/29/24 12:26	HLA	Mt. Juliet, TN



## 20241017-M29 199-(SB01)@5 L1790947-02 Solid

Collected by: Alex Fenske  
 Collected date/time: 10/17/24 10:28  
 Received date/time: 10/19/24 09:00

Method	Batch	Dilution	Preparation date/time	Analysis date/time	Analyst	Location
Calculated Results	WG2388071	1	10/27/24 20:43	10/27/24 20:43	MAP	Mt. Juliet, TN
Wet Chemistry by Method 7199	WG2387308	1	10/28/24 15:33	10/28/24 23:16	VSS	Mt. Juliet, TN
Wet Chemistry by Method 9045D	WG2390678	1	10/28/24 07:14	10/28/24 07:21	KA	Mt. Juliet, TN
Wet Chemistry by Method 9050AMod	WG2390674	1	10/28/24 07:15	10/28/24 09:13	KA	Mt. Juliet, TN
Metals (ICP) by Method 6010B-NE493 Ch 2	WG2388077	1	10/29/24 11:01	10/29/24 15:35	MAP	Mt. Juliet, TN
Metals (ICPMS) by Method 6020	WG2388020	25	10/27/24 23:14	10/29/24 09:53	JPD	Mt. Juliet, TN
Metals (ICPMS) by Method 6020	WG2388020	5	10/27/24 23:14	10/29/24 02:43	JPD	Mt. Juliet, TN
Volatile Organic Compounds (GC) by Method 8015D/GRO	WG2392856	1	10/23/24 08:31	10/31/24 20:02	ADM	Mt. Juliet, TN
Volatile Organic Compounds (GC/MS) by Method 8260B	WG2390784	1	10/23/24 08:31	10/28/24 14:03	JAH	Mt. Juliet, TN
Semi-Volatile Organic Compounds (GC) by Method 8015M	WG2391210	1	10/29/24 12:55	10/29/24 23:36	KKS	Mt. Juliet, TN
Semi Volatile Organic Compounds (GC/MS) by Method 8270C-SIM	WG2390921	1	10/28/24 16:48	10/29/24 12:43	HLA	Mt. Juliet, TN

## 20241017-M29 199-(SB01)@10 L1790947-03 Solid

Collected by: Alex Fenske  
 Collected date/time: 10/17/24 10:51  
 Received date/time: 10/19/24 09:00

Method	Batch	Dilution	Preparation date/time	Analysis date/time	Analyst	Location
Calculated Results	WG2388071	1	10/27/24 20:44	10/27/24 20:44	MAP	Mt. Juliet, TN
Wet Chemistry by Method 7199	WG2387308	1	10/28/24 15:33	10/28/24 23:22	VSS	Mt. Juliet, TN
Wet Chemistry by Method 9045D	WG2390678	1	10/28/24 07:14	10/28/24 07:21	KA	Mt. Juliet, TN
Wet Chemistry by Method 9050AMod	WG2390674	1	10/28/24 07:15	10/28/24 09:13	KA	Mt. Juliet, TN
Metals (ICP) by Method 6010B-NE493 Ch 2	WG2388077	1	10/29/24 11:01	10/29/24 15:37	MAP	Mt. Juliet, TN
Metals (ICPMS) by Method 6020	WG2388020	5	10/27/24 23:14	10/29/24 02:47	JPD	Mt. Juliet, TN
Volatile Organic Compounds (GC) by Method 8015D/GRO	WG2389756	1	10/23/24 08:31	10/25/24 19:25	NCD	Mt. Juliet, TN
Volatile Organic Compounds (GC/MS) by Method 8260B	WG2389164	1	10/23/24 08:31	10/26/24 14:25	DWR	Mt. Juliet, TN
Semi-Volatile Organic Compounds (GC) by Method 8015M	WG2391210	1	10/29/24 12:55	10/29/24 20:59	KKS	Mt. Juliet, TN
Semi Volatile Organic Compounds (GC/MS) by Method 8270C-SIM	WG2390921	1	10/28/24 16:48	10/29/24 13:01	HLA	Mt. Juliet, TN

## 20241017-M29 199-(SB01)@20 L1790947-04 Solid

Collected by: Alex Fenske  
 Collected date/time: 10/17/24 12:03  
 Received date/time: 10/19/24 09:00

Method	Batch	Dilution	Preparation date/time	Analysis date/time	Analyst	Location
Calculated Results	WG2388071	1	10/27/24 20:46	10/27/24 20:46	MAP	Mt. Juliet, TN
Wet Chemistry by Method 7199	WG2387308	1	10/28/24 15:33	10/29/24 00:06	VSS	Mt. Juliet, TN
Wet Chemistry by Method 9045D	WG2390678	1	10/28/24 07:14	10/28/24 07:21	KA	Mt. Juliet, TN
Wet Chemistry by Method 9050AMod	WG2390674	1	10/28/24 07:15	10/28/24 09:13	KA	Mt. Juliet, TN
Metals (ICP) by Method 6010B-NE493 Ch 2	WG2388077	1	10/29/24 11:01	10/29/24 15:39	MAP	Mt. Juliet, TN
Metals (ICPMS) by Method 6020	WG2388020	25	10/27/24 23:14	10/29/24 09:57	JPD	Mt. Juliet, TN

# SAMPLE SUMMARY

## 20241017-M29 199-(SB01)@20 L1790947-04 Solid

Collected by: Alex Fenske  
 Collected date/time: 10/17/24 12:03  
 Received date/time: 10/19/24 09:00

Method	Batch	Dilution	Preparation date/time	Analysis date/time	Analyst	Location
Metals (ICPMS) by Method 6020	WG2388020	5	10/27/24 23:14	10/29/24 02:50	JPD	Mt. Juliet, TN
Volatile Organic Compounds (GC) by Method 8015D/GRO	WG2389756	1	10/23/24 08:31	10/25/24 19:47	NCD	Mt. Juliet, TN
Volatile Organic Compounds (GC/MS) by Method 8260B	WG2389164	1	10/23/24 08:31	10/26/24 14:45	DWR	Mt. Juliet, TN
Semi-Volatile Organic Compounds (GC) by Method 8015M	WG2391210	1	10/29/24 12:55	10/29/24 23:10	KKS	Mt. Juliet, TN
Semi Volatile Organic Compounds (GC/MS) by Method 8270C-SIM	WG2390921	1	10/28/24 16:48	10/29/24 13:19	HLA	Mt. Juliet, TN

1  
Cp

2  
Tc

3  
Ss

4  
Cn

## 20241017-M29 199-(SB01)@30 L1790947-05 Solid

Collected by: Alex Fenske  
 Collected date/time: 10/17/24 13:26  
 Received date/time: 10/19/24 09:00

Method	Batch	Dilution	Preparation date/time	Analysis date/time	Analyst	Location
Calculated Results	WG2388071	1	10/27/24 20:48	10/27/24 20:48	MAP	Mt. Juliet, TN
Wet Chemistry by Method 7199	WG2387308	1	10/28/24 15:33	10/29/24 00:12	VSS	Mt. Juliet, TN
Wet Chemistry by Method 9045D	WG2390678	1	10/28/24 07:14	10/28/24 07:21	KA	Mt. Juliet, TN
Wet Chemistry by Method 9050AMod	WG2390674	1	10/28/24 07:15	10/28/24 09:13	KA	Mt. Juliet, TN
Metals (ICP) by Method 6010B-NE493 Ch 2	WG2388077	1	10/29/24 11:01	10/29/24 15:40	MAP	Mt. Juliet, TN
Metals (ICPMS) by Method 6020	WG2388020	5	10/27/24 23:14	10/29/24 02:53	JPD	Mt. Juliet, TN
Volatile Organic Compounds (GC) by Method 8015D/GRO	WG2389756	1	10/23/24 08:31	10/25/24 20:11	NCD	Mt. Juliet, TN
Volatile Organic Compounds (GC/MS) by Method 8260B	WG2389164	1	10/23/24 08:31	10/26/24 15:05	DWR	Mt. Juliet, TN
Semi-Volatile Organic Compounds (GC) by Method 8015M	WG2391210	1	10/29/24 12:55	10/29/24 22:30	KKS	Mt. Juliet, TN
Semi Volatile Organic Compounds (GC/MS) by Method 8270C-SIM	WG2390921	1	10/28/24 16:48	10/29/24 13:37	HLA	Mt. Juliet, TN

5  
Sr

6  
Qc

7  
Gl

8  
Al

9  
Sc

## 20241017-M29 199-(SB01)@40 L1790947-06 Solid

Collected by: Alex Fenske  
 Collected date/time: 10/17/24 14:58  
 Received date/time: 10/19/24 09:00

Method	Batch	Dilution	Preparation date/time	Analysis date/time	Analyst	Location
Calculated Results	WG2388082	1	10/27/24 19:57	10/27/24 19:57	MAP	Mt. Juliet, TN
Wet Chemistry by Method 7199	WG2387308	1	10/28/24 15:33	10/29/24 00:18	VSS	Mt. Juliet, TN
Wet Chemistry by Method 9045D	WG2390677	1	10/28/24 07:15	10/28/24 09:00	BRT	Mt. Juliet, TN
Wet Chemistry by Method 9050AMod	WG2390668	1	10/28/24 06:40	10/28/24 10:11	KA	Mt. Juliet, TN
Metals (ICP) by Method 6010B-NE493 Ch 2	WG2388077	1	10/29/24 11:01	10/29/24 15:42	MAP	Mt. Juliet, TN
Metals (ICPMS) by Method 6020	WG2388020	5	10/27/24 23:14	10/29/24 02:57	JPD	Mt. Juliet, TN
Volatile Organic Compounds (GC) by Method 8015D/GRO	WG2389756	1	10/23/24 08:31	10/25/24 20:34	NCD	Mt. Juliet, TN
Volatile Organic Compounds (GC/MS) by Method 8260B	WG2389164	1	10/23/24 08:31	10/26/24 15:25	DWR	Mt. Juliet, TN
Semi-Volatile Organic Compounds (GC) by Method 8015M	WG2391210	1	10/29/24 12:55	10/29/24 22:05	KKS	Mt. Juliet, TN
Semi Volatile Organic Compounds (GC/MS) by Method 8270C-SIM	WG2390921	1	10/28/24 16:48	10/29/24 13:54	HLA	Mt. Juliet, TN

## 20241017-M29 199-(SB01)@50 L1790947-07 Solid

Collected by: Alex Fenske  
 Collected date/time: 10/17/24 16:06  
 Received date/time: 10/19/24 09:00

Method	Batch	Dilution	Preparation date/time	Analysis date/time	Analyst	Location
Calculated Results	WG2388071	1	10/27/24 20:50	10/27/24 20:50	MAP	Mt. Juliet, TN
Wet Chemistry by Method 7199	WG2387308	1	10/28/24 15:33	10/29/24 00:24	VSS	Mt. Juliet, TN
Wet Chemistry by Method 9045D	WG2390678	1	10/28/24 07:14	10/28/24 07:21	KA	Mt. Juliet, TN
Wet Chemistry by Method 9050AMod	WG2390674	1	10/28/24 07:15	10/28/24 09:13	KA	Mt. Juliet, TN
Metals (ICP) by Method 6010B-NE493 Ch 2	WG2388077	1	10/29/24 11:01	10/29/24 15:44	MAP	Mt. Juliet, TN
Metals (ICPMS) by Method 6020	WG2388020	5	10/27/24 23:14	10/29/24 03:00	JPD	Mt. Juliet, TN
Volatile Organic Compounds (GC) by Method 8015D/GRO	WG2389756	1	10/23/24 08:31	10/25/24 20:57	NCD	Mt. Juliet, TN
Volatile Organic Compounds (GC/MS) by Method 8260B	WG2389164	1	10/23/24 08:31	10/26/24 15:45	DWR	Mt. Juliet, TN
Semi-Volatile Organic Compounds (GC) by Method 8015M	WG2391210	1	10/29/24 12:55	10/29/24 22:17	KKS	Mt. Juliet, TN
Semi Volatile Organic Compounds (GC/MS) by Method 8270C-SIM	WG2390921	1	10/28/24 16:48	10/29/24 14:12	HLA	Mt. Juliet, TN

# CASE NARRATIVE

All sample aliquots were received at the correct temperature, in the proper containers, with the appropriate preservatives, and within method specified holding times, unless qualified or notated within the report. Where applicable, all MDL (LOD) and RDL (LOQ) values reported for environmental samples have been corrected for the dilution factor used in the analysis. All Method and Batch Quality Control are within established criteria except where addressed in this case narrative, a non-conformance form or properly qualified within the sample results. By my digital signature below, I affirm to the best of my knowledge, all problems/anomalies observed by the laboratory as having the potential to affect the quality of the data have been identified by the laboratory, and no information or data have been knowingly withheld that would affect the quality of the data.



Chris Ward  
Project Manager

<sup>1</sup> Cp

<sup>2</sup> Tc

<sup>3</sup> Ss

<sup>4</sup> Cn

<sup>5</sup> Sr

<sup>6</sup> Qc

<sup>7</sup> Gl

<sup>8</sup> Al

<sup>9</sup> Sc

Calculated Results

Analyte	Result	Qualifier	Dilution	Analysis date / time	Batch
Sodium Adsorption Ratio	14.0		1	10/27/2024 20:41	WG2388071

Wet Chemistry by Method 7199

Analyte	Result mg/kg	Qualifier	MDL mg/kg	RDL mg/kg	Dilution	Analysis date / time	Batch
Hexavalent Chromium	U		0.255	1.00	1	10/28/2024 23:10	<a href="#">WG2387308</a>

Wet Chemistry by Method 9045D

Analyte	Result	Qualifier	Dilution	Analysis date / time	Batch
pH	7.55	<u>T8</u>	1	10/28/2024 07:21	<a href="#">WG2390678</a>

Sample Narrative:

L1790947-01 WG2390678: 7.55 at 20.8C

Wet Chemistry by Method 9050AMod

Analyte	Result	Units	Qualifier	RDL	Dilution	Analysis date / time	Batch
Specific Conductance	17200	umhos/cm		10.0	1	10/28/2024 09:13	<a href="#">WG2390674</a>

Sample Narrative:

L1790947-01 WG2390674: at 25C

Metals (ICP) by Method 6010B-NE493 Ch 2

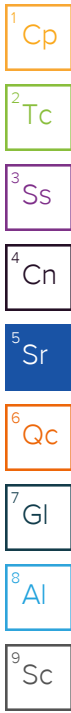
Analyte	Result mg/l	Qualifier	MDL mg/l	RDL mg/l	Dilution	Analysis date / time	Batch
Hot Water Sol. Boron	1.83		0.0167	0.200	1	10/29/2024 15:33	<a href="#">WG2388077</a>

Metals (ICPMS) by Method 6020

Analyte	Result mg/kg	Qualifier	MDL mg/kg	RDL mg/kg	Dilution	Analysis date / time	Batch
Arsenic	4.72		0.100	1.00	5	10/29/2024 02:40	<a href="#">WG2388020</a>
Barium	344		0.760	12.5	25	10/29/2024 09:50	<a href="#">WG2388020</a>
Cadmium	0.147	<u>J</u>	0.0855	1.00	5	10/29/2024 02:40	<a href="#">WG2388020</a>
Copper	10.9		0.132	5.00	5	10/29/2024 02:40	<a href="#">WG2388020</a>
Lead	13.5		0.0990	2.00	5	10/29/2024 02:40	<a href="#">WG2388020</a>
Nickel	16.2		0.197	2.50	5	10/29/2024 02:40	<a href="#">WG2388020</a>
Selenium	0.521	<u>J</u>	0.180	2.50	5	10/29/2024 02:40	<a href="#">WG2388020</a>
Silver	U		0.0865	0.500	5	10/29/2024 02:40	<a href="#">WG2388020</a>
Zinc	48.1		0.740	25.0	5	10/29/2024 02:40	<a href="#">WG2388020</a>

Volatile Organic Compounds (GC) by Method 8015D/GRO

Analyte	Result mg/kg	Qualifier	MDL mg/kg	RDL mg/kg	Dilution	Analysis date / time	Batch
TPH (GC/FID) Low Fraction	0.221		0.0217	0.100	1	10/31/2024 19:38	<a href="#">WG2392856</a>
(S) a,a,a-Trifluorotoluene(FID)	95.4			77.0-120		10/31/2024 19:38	<a href="#">WG2392856</a>



## Volatile Organic Compounds (GC/MS) by Method 8260B

Analyte	Result mg/kg	Qualifier	MDL mg/kg	RDL mg/kg	Dilution	Analysis date / time	Batch
Benzene	0.00103	<u>J3</u>	0.000467	0.00100	1	10/28/2024 13:42	<a href="#">WG2390784</a>
Toluene	0.00780	<u>B J3</u>	0.00130	0.00500	1	10/28/2024 13:42	<a href="#">WG2390784</a>
Ethylbenzene	0.00300		0.000737	0.00250	1	10/28/2024 13:42	<a href="#">WG2390784</a>
Xylenes, Total	0.0117		0.000880	0.00650	1	10/28/2024 13:42	<a href="#">WG2390784</a>
1,2,4-Trimethylbenzene	0.00193	<u>J J3</u>	0.00158	0.00500	1	10/28/2024 13:42	<a href="#">WG2390784</a>
1,3,5-Trimethylbenzene	U	<u>J3</u>	0.00200	0.00500	1	10/28/2024 13:42	<a href="#">WG2390784</a>
(S) Toluene-d8	89.6			75.0-131		10/28/2024 13:42	<a href="#">WG2390784</a>
(S) 4-Bromofluorobenzene	118			67.0-138		10/28/2024 13:42	<a href="#">WG2390784</a>
(S) 1,2-Dichloroethane-d4	106			70.0-130		10/28/2024 13:42	<a href="#">WG2390784</a>

## Semi-Volatile Organic Compounds (GC) by Method 8015M

Analyte	Result mg/kg	Qualifier	MDL mg/kg	RDL mg/kg	Dilution	Analysis date / time	Batch
C10-C28 Diesel Range	4.31		1.61	4.00	1	10/29/2024 23:23	<a href="#">WG2391210</a>
C28-C36 Motor Oil Range	13.6		0.274	4.00	1	10/29/2024 23:23	<a href="#">WG2391210</a>
(S) o-Terphenyl	49.7			18.0-148		10/29/2024 23:23	<a href="#">WG2391210</a>

## Semi Volatile Organic Compounds (GC/MS) by Method 8270C-SIM

Analyte	Result mg/kg	Qualifier	MDL mg/kg	RDL mg/kg	Dilution	Analysis date / time	Batch
Acenaphthene	U		0.00209	0.00600	1	10/29/2024 12:26	<a href="#">WG2390921</a>
Anthracene	U		0.00230	0.00600	1	10/29/2024 12:26	<a href="#">WG2390921</a>
Benzo(a)anthracene	U		0.00173	0.00600	1	10/29/2024 12:26	<a href="#">WG2390921</a>
Benzo(b)fluoranthene	U		0.00153	0.00600	1	10/29/2024 12:26	<a href="#">WG2390921</a>
Benzo(k)fluoranthene	U		0.00215	0.00600	1	10/29/2024 12:26	<a href="#">WG2390921</a>
Benzo(a)pyrene	U		0.00179	0.00600	1	10/29/2024 12:26	<a href="#">WG2390921</a>
Chrysene	U		0.00232	0.00600	1	10/29/2024 12:26	<a href="#">WG2390921</a>
Dibenz(a,h)anthracene	U		0.00172	0.00600	1	10/29/2024 12:26	<a href="#">WG2390921</a>
Fluoranthene	U		0.00227	0.00600	1	10/29/2024 12:26	<a href="#">WG2390921</a>
Fluorene	U		0.00205	0.00600	1	10/29/2024 12:26	<a href="#">WG2390921</a>
Indeno(1,2,3-cd)pyrene	U		0.00181	0.00600	1	10/29/2024 12:26	<a href="#">WG2390921</a>
1-Methylnaphthalene	U		0.00449	0.0200	1	10/29/2024 12:26	<a href="#">WG2390921</a>
2-Methylnaphthalene	U		0.00427	0.0200	1	10/29/2024 12:26	<a href="#">WG2390921</a>
Naphthalene	U		0.00408	0.0200	1	10/29/2024 12:26	<a href="#">WG2390921</a>
Pyrene	U		0.00200	0.00600	1	10/29/2024 12:26	<a href="#">WG2390921</a>
(S) p-Terphenyl-d14	58.4			23.0-120		10/29/2024 12:26	<a href="#">WG2390921</a>
(S) Nitrobenzene-d5	55.2			14.0-149		10/29/2024 12:26	<a href="#">WG2390921</a>
(S) 2-Fluorobiphenyl	57.9			34.0-125		10/29/2024 12:26	<a href="#">WG2390921</a>

1 Cp

2 Tc

3 Ss

4 Cn

5 Sr

6 Qc

7 Gl

8 Al

9 Sc

Calculated Results

Analyte	Result	Qualifier	Dilution	Analysis date / time	Batch
Sodium Adsorption Ratio	11.9		1	10/27/2024 20:43	WG2388071

Wet Chemistry by Method 7199

Analyte	Result mg/kg	Qualifier	MDL mg/kg	RDL mg/kg	Dilution	Analysis date / time	Batch
Hexavalent Chromium	U		0.255	1.00	1	10/28/2024 23:16	<a href="#">WG2387308</a>

Wet Chemistry by Method 9045D

Analyte	Result	Qualifier	Dilution	Analysis date / time	Batch
pH	7.26	<u>T8</u>	1	10/28/2024 07:21	<a href="#">WG2390678</a>

Sample Narrative:

L1790947-02 WG2390678: 7.26 at 20.6C

Wet Chemistry by Method 9050AMod

Analyte	Result	Units	Qualifier	RDL	Dilution	Analysis date / time	Batch
Specific Conductance	16700	umhos/cm		10.0	1	10/28/2024 09:13	<a href="#">WG2390674</a>

Sample Narrative:

L1790947-02 WG2390674: at 25C

Metals (ICP) by Method 6010B-NE493 Ch 2

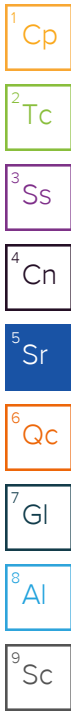
Analyte	Result mg/l	Qualifier	MDL mg/l	RDL mg/l	Dilution	Analysis date / time	Batch
Hot Water Sol. Boron	1.51		0.0167	0.200	1	10/29/2024 15:35	<a href="#">WG2388077</a>

Metals (ICPMS) by Method 6020

Analyte	Result mg/kg	Qualifier	MDL mg/kg	RDL mg/kg	Dilution	Analysis date / time	Batch
Arsenic	4.10		0.100	1.00	5	10/29/2024 02:43	<a href="#">WG2388020</a>
Barium	293		0.760	12.5	25	10/29/2024 09:53	<a href="#">WG2388020</a>
Cadmium	0.175	<u>J</u>	0.0855	1.00	5	10/29/2024 02:43	<a href="#">WG2388020</a>
Copper	10.5		0.132	5.00	5	10/29/2024 02:43	<a href="#">WG2388020</a>
Lead	13.1		0.0990	2.00	5	10/29/2024 02:43	<a href="#">WG2388020</a>
Nickel	13.2		0.197	2.50	5	10/29/2024 02:43	<a href="#">WG2388020</a>
Selenium	0.495	<u>J</u>	0.180	2.50	5	10/29/2024 02:43	<a href="#">WG2388020</a>
Silver	U		0.0865	0.500	5	10/29/2024 02:43	<a href="#">WG2388020</a>
Zinc	43.4		0.740	25.0	5	10/29/2024 02:43	<a href="#">WG2388020</a>

Volatile Organic Compounds (GC) by Method 8015D/GRO

Analyte	Result mg/kg	Qualifier	MDL mg/kg	RDL mg/kg	Dilution	Analysis date / time	Batch
TPH (GC/FID) Low Fraction	0.122		0.0217	0.100	1	10/31/2024 20:02	<a href="#">WG2392856</a>
(S) a,a,a-Trifluorotoluene(FID)	97.8			77.0-120		10/31/2024 20:02	<a href="#">WG2392856</a>



## Volatile Organic Compounds (GC/MS) by Method 8260B

Analyte	Result mg/kg	Qualifier	MDL mg/kg	RDL mg/kg	Dilution	Analysis date / time	Batch
Benzene	U	<u>J3</u>	0.000467	0.00100	1	10/28/2024 14:03	<a href="#">WG2390784</a>
Toluene	U	<u>J3</u>	0.00130	0.00500	1	10/28/2024 14:03	<a href="#">WG2390784</a>
Ethylbenzene	U		0.000737	0.00250	1	10/28/2024 14:03	<a href="#">WG2390784</a>
Xylenes, Total	0.000900	<u>J</u>	0.000880	0.00650	1	10/28/2024 14:03	<a href="#">WG2390784</a>
1,2,4-Trimethylbenzene	U	<u>J3</u>	0.00158	0.00500	1	10/28/2024 14:03	<a href="#">WG2390784</a>
1,3,5-Trimethylbenzene	U	<u>J3</u>	0.00200	0.00500	1	10/28/2024 14:03	<a href="#">WG2390784</a>
(S) Toluene-d8	96.8			75.0-131		10/28/2024 14:03	<a href="#">WG2390784</a>
(S) 4-Bromofluorobenzene	100			67.0-138		10/28/2024 14:03	<a href="#">WG2390784</a>
(S) 1,2-Dichloroethane-d4	103			70.0-130		10/28/2024 14:03	<a href="#">WG2390784</a>

## Semi-Volatile Organic Compounds (GC) by Method 8015M

Analyte	Result mg/kg	Qualifier	MDL mg/kg	RDL mg/kg	Dilution	Analysis date / time	Batch
C10-C28 Diesel Range	29.0		1.61	4.00	1	10/29/2024 23:36	<a href="#">WG2391210</a>
C28-C36 Motor Oil Range	42.7		0.274	4.00	1	10/29/2024 23:36	<a href="#">WG2391210</a>
(S) o-Terphenyl	39.3			18.0-148		10/29/2024 23:36	<a href="#">WG2391210</a>

## Semi Volatile Organic Compounds (GC/MS) by Method 8270C-SIM

Analyte	Result mg/kg	Qualifier	MDL mg/kg	RDL mg/kg	Dilution	Analysis date / time	Batch
Acenaphthene	U		0.00209	0.00600	1	10/29/2024 12:43	<a href="#">WG2390921</a>
Anthracene	U		0.00230	0.00600	1	10/29/2024 12:43	<a href="#">WG2390921</a>
Benzo(a)anthracene	U		0.00173	0.00600	1	10/29/2024 12:43	<a href="#">WG2390921</a>
Benzo(b)fluoranthene	U		0.00153	0.00600	1	10/29/2024 12:43	<a href="#">WG2390921</a>
Benzo(k)fluoranthene	U		0.00215	0.00600	1	10/29/2024 12:43	<a href="#">WG2390921</a>
Benzo(a)pyrene	U		0.00179	0.00600	1	10/29/2024 12:43	<a href="#">WG2390921</a>
Chrysene	0.00659		0.00232	0.00600	1	10/29/2024 12:43	<a href="#">WG2390921</a>
Dibenz(a,h)anthracene	U		0.00172	0.00600	1	10/29/2024 12:43	<a href="#">WG2390921</a>
Fluoranthene	U		0.00227	0.00600	1	10/29/2024 12:43	<a href="#">WG2390921</a>
Fluorene	U		0.00205	0.00600	1	10/29/2024 12:43	<a href="#">WG2390921</a>
Indeno(1,2,3-cd)pyrene	U		0.00181	0.00600	1	10/29/2024 12:43	<a href="#">WG2390921</a>
1-Methylnaphthalene	U		0.00449	0.0200	1	10/29/2024 12:43	<a href="#">WG2390921</a>
2-Methylnaphthalene	U		0.00427	0.0200	1	10/29/2024 12:43	<a href="#">WG2390921</a>
Naphthalene	U		0.00408	0.0200	1	10/29/2024 12:43	<a href="#">WG2390921</a>
Pyrene	U		0.00200	0.00600	1	10/29/2024 12:43	<a href="#">WG2390921</a>
(S) p-Terphenyl-d14	52.4			23.0-120		10/29/2024 12:43	<a href="#">WG2390921</a>
(S) Nitrobenzene-d5	50.1			14.0-149		10/29/2024 12:43	<a href="#">WG2390921</a>
(S) 2-Fluorobiphenyl	52.0			34.0-125		10/29/2024 12:43	<a href="#">WG2390921</a>

1 Cp

2 Tc

3 Ss

4 Cn

5 Sr

6 Qc

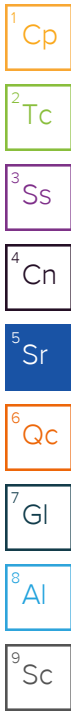
7 Gl

8 Al

9 Sc

Calculated Results

Analyte	Result	Qualifier	Dilution	Analysis date / time	Batch
Sodium Adsorption Ratio	29.3		1	10/27/2024 20:44	WG2388071



Wet Chemistry by Method 7199

Analyte	Result mg/kg	Qualifier	MDL mg/kg	RDL mg/kg	Dilution	Analysis date / time	Batch
Hexavalent Chromium	U		0.255	1.00	1	10/28/2024 23:22	<a href="#">WG2387308</a>

Wet Chemistry by Method 9045D

Analyte	Result	Qualifier	Dilution	Analysis date / time	Batch
pH	7.93	<u>T8</u>	1	10/28/2024 07:21	<a href="#">WG2390678</a>

Sample Narrative:

L1790947-03 WG2390678: 7.93 at 20.5C

Wet Chemistry by Method 9050AMod

Analyte	Result	Units	Qualifier	RDL	Dilution	Analysis date / time	Batch
Specific Conductance	6380	umhos/cm		10.0	1	10/28/2024 09:13	<a href="#">WG2390674</a>

Sample Narrative:

L1790947-03 WG2390674: at 25C

Metals (ICP) by Method 6010B-NE493 Ch 2

Analyte	Result mg/l	Qualifier	MDL mg/l	RDL mg/l	Dilution	Analysis date / time	Batch
Hot Water Sol. Boron	1.31		0.0167	0.200	1	10/29/2024 15:37	<a href="#">WG2388077</a>

Metals (ICPMS) by Method 6020

Analyte	Result mg/kg	Qualifier	MDL mg/kg	RDL mg/kg	Dilution	Analysis date / time	Batch
Arsenic	4.09		0.100	1.00	5	10/29/2024 02:47	<a href="#">WG2388020</a>
Barium	166		0.152	2.50	5	10/29/2024 02:47	<a href="#">WG2388020</a>
Cadmium	0.0890	<u>J</u>	0.0855	1.00	5	10/29/2024 02:47	<a href="#">WG2388020</a>
Copper	7.83		0.132	5.00	5	10/29/2024 02:47	<a href="#">WG2388020</a>
Lead	10.4		0.0990	2.00	5	10/29/2024 02:47	<a href="#">WG2388020</a>
Nickel	14.4		0.197	2.50	5	10/29/2024 02:47	<a href="#">WG2388020</a>
Selenium	0.383	<u>J</u>	0.180	2.50	5	10/29/2024 02:47	<a href="#">WG2388020</a>
Silver	U		0.0865	0.500	5	10/29/2024 02:47	<a href="#">WG2388020</a>
Zinc	44.0		0.740	25.0	5	10/29/2024 02:47	<a href="#">WG2388020</a>

Volatile Organic Compounds (GC) by Method 8015D/GRO

Analyte	Result mg/kg	Qualifier	MDL mg/kg	RDL mg/kg	Dilution	Analysis date / time	Batch
TPH (GC/FID) Low Fraction	0.0978	<u>J</u>	0.0217	0.100	1	10/25/2024 19:25	<a href="#">WG2389756</a>
(S) a,a,a-Trifluorotoluene(FID)	96.5			77.0-120		10/25/2024 19:25	<a href="#">WG2389756</a>

## Volatile Organic Compounds (GC/MS) by Method 8260B

Analyte	Result mg/kg	Qualifier	MDL mg/kg	RDL mg/kg	Dilution	Analysis date / time	Batch
Benzene	U		0.000467	0.00100	1	10/26/2024 14:25	<a href="#">WG2389164</a>
Toluene	0.00147	J	0.00130	0.00500	1	10/26/2024 14:25	<a href="#">WG2389164</a>
Ethylbenzene	U		0.000737	0.00250	1	10/26/2024 14:25	<a href="#">WG2389164</a>
Xylenes, Total	U		0.000880	0.00650	1	10/26/2024 14:25	<a href="#">WG2389164</a>
1,2,4-Trimethylbenzene	U		0.00158	0.00500	1	10/26/2024 14:25	<a href="#">WG2389164</a>
1,3,5-Trimethylbenzene	U		0.00200	0.00500	1	10/26/2024 14:25	<a href="#">WG2389164</a>
(S) Toluene-d8	99.3			75.0-131		10/26/2024 14:25	<a href="#">WG2389164</a>
(S) 4-Bromofluorobenzene	104			67.0-138		10/26/2024 14:25	<a href="#">WG2389164</a>
(S) 1,2-Dichloroethane-d4	92.3			70.0-130		10/26/2024 14:25	<a href="#">WG2389164</a>

## Semi-Volatile Organic Compounds (GC) by Method 8015M

Analyte	Result mg/kg	Qualifier	MDL mg/kg	RDL mg/kg	Dilution	Analysis date / time	Batch
C10-C28 Diesel Range	U		1.61	4.00	1	10/29/2024 20:59	<a href="#">WG2391210</a>
C28-C36 Motor Oil Range	1.82	J	0.274	4.00	1	10/29/2024 20:59	<a href="#">WG2391210</a>
(S) o-Terphenyl	34.6			18.0-148		10/29/2024 20:59	<a href="#">WG2391210</a>

## Semi Volatile Organic Compounds (GC/MS) by Method 8270C-SIM

Analyte	Result mg/kg	Qualifier	MDL mg/kg	RDL mg/kg	Dilution	Analysis date / time	Batch
Acenaphthene	U		0.00209	0.00600	1	10/29/2024 13:01	<a href="#">WG2390921</a>
Anthracene	U		0.00230	0.00600	1	10/29/2024 13:01	<a href="#">WG2390921</a>
Benzo(a)anthracene	U		0.00173	0.00600	1	10/29/2024 13:01	<a href="#">WG2390921</a>
Benzo(b)fluoranthene	U		0.00153	0.00600	1	10/29/2024 13:01	<a href="#">WG2390921</a>
Benzo(k)fluoranthene	U		0.00215	0.00600	1	10/29/2024 13:01	<a href="#">WG2390921</a>
Benzo(a)pyrene	U		0.00179	0.00600	1	10/29/2024 13:01	<a href="#">WG2390921</a>
Chrysene	U		0.00232	0.00600	1	10/29/2024 13:01	<a href="#">WG2390921</a>
Dibenz(a,h)anthracene	U		0.00172	0.00600	1	10/29/2024 13:01	<a href="#">WG2390921</a>
Fluoranthene	U		0.00227	0.00600	1	10/29/2024 13:01	<a href="#">WG2390921</a>
Fluorene	U		0.00205	0.00600	1	10/29/2024 13:01	<a href="#">WG2390921</a>
Indeno(1,2,3-cd)pyrene	U		0.00181	0.00600	1	10/29/2024 13:01	<a href="#">WG2390921</a>
1-Methylnaphthalene	U		0.00449	0.0200	1	10/29/2024 13:01	<a href="#">WG2390921</a>
2-Methylnaphthalene	U		0.00427	0.0200	1	10/29/2024 13:01	<a href="#">WG2390921</a>
Naphthalene	U		0.00408	0.0200	1	10/29/2024 13:01	<a href="#">WG2390921</a>
Pyrene	U		0.00200	0.00600	1	10/29/2024 13:01	<a href="#">WG2390921</a>
(S) p-Terphenyl-d14	63.3			23.0-120		10/29/2024 13:01	<a href="#">WG2390921</a>
(S) Nitrobenzene-d5	59.7			14.0-149		10/29/2024 13:01	<a href="#">WG2390921</a>
(S) 2-Fluorobiphenyl	63.1			34.0-125		10/29/2024 13:01	<a href="#">WG2390921</a>

1 Cp

2 Tc

3 Ss

4 Cn

5 Sr

6 Qc

7 Gl

8 Al

9 Sc

Calculated Results

Analyte	Result	Qualifier	Dilution	Analysis date / time	Batch
Sodium Adsorption Ratio	1.59		1	10/27/2024 20:46	WG2388071

- 1 Cp
- 2 Tc
- 3 Ss
- 4 Cn
- 5 Sr
- 6 Qc
- 7 Gl
- 8 Al
- 9 Sc

Wet Chemistry by Method 7199

Analyte	Result	Qualifier	MDL	RDL	Dilution	Analysis date / time	Batch
Hexavalent Chromium	0.398	J	0.255	1.00	1	10/29/2024 00:06	<a href="#">WG2387308</a>

Wet Chemistry by Method 9045D

Analyte	Result	Qualifier	Dilution	Analysis date / time	Batch
pH	7.60	T8	1	10/28/2024 07:21	<a href="#">WG2390678</a>

Sample Narrative:

L1790947-04 WG2390678: 7.6 at 20.5C

Wet Chemistry by Method 9050AMod

Analyte	Result	Units	Qualifier	RDL	Dilution	Analysis date / time	Batch
Specific Conductance	3520	umhos/cm		10.0	1	10/28/2024 09:13	<a href="#">WG2390674</a>

Sample Narrative:

L1790947-04 WG2390674: at 25C

Metals (ICP) by Method 6010B-NE493 Ch 2

Analyte	Result	Qualifier	MDL	RDL	Dilution	Analysis date / time	Batch
Hot Water Sol. Boron	0.117	J	0.0167	0.200	1	10/29/2024 15:39	<a href="#">WG2388077</a>

Metals (ICPMS) by Method 6020

Analyte	Result	Qualifier	MDL	RDL	Dilution	Analysis date / time	Batch
Arsenic	4.69		0.100	1.00	5	10/29/2024 02:50	<a href="#">WG2388020</a>
Barium	254		0.760	12.5	25	10/29/2024 09:57	<a href="#">WG2388020</a>
Cadmium	0.129	J	0.0855	1.00	5	10/29/2024 02:50	<a href="#">WG2388020</a>
Copper	13.7		0.132	5.00	5	10/29/2024 02:50	<a href="#">WG2388020</a>
Lead	16.7		0.0990	2.00	5	10/29/2024 02:50	<a href="#">WG2388020</a>
Nickel	17.6		0.197	2.50	5	10/29/2024 02:50	<a href="#">WG2388020</a>
Selenium	0.338	J	0.180	2.50	5	10/29/2024 02:50	<a href="#">WG2388020</a>
Silver	U		0.0865	0.500	5	10/29/2024 02:50	<a href="#">WG2388020</a>
Zinc	53.6		0.740	25.0	5	10/29/2024 02:50	<a href="#">WG2388020</a>

Volatile Organic Compounds (GC) by Method 8015D/GRO

Analyte	Result	Qualifier	MDL	RDL	Dilution	Analysis date / time	Batch
TPH (GC/FID) Low Fraction	0.0481	J	0.0217	0.100	1	10/25/2024 19:47	<a href="#">WG2389756</a>
(S) a,a,a-Trifluorotoluene(FID)	98.1			77.0-120		10/25/2024 19:47	<a href="#">WG2389756</a>

## Volatile Organic Compounds (GC/MS) by Method 8260B

Analyte	Result mg/kg	Qualifier	MDL mg/kg	RDL mg/kg	Dilution	Analysis date / time	Batch
Benzene	U		0.000467	0.00100	1	10/26/2024 14:45	<a href="#">WG2389164</a>
Toluene	0.00145	J	0.00130	0.00500	1	10/26/2024 14:45	<a href="#">WG2389164</a>
Ethylbenzene	U		0.000737	0.00250	1	10/26/2024 14:45	<a href="#">WG2389164</a>
Xylenes, Total	U		0.000880	0.00650	1	10/26/2024 14:45	<a href="#">WG2389164</a>
1,2,4-Trimethylbenzene	U		0.00158	0.00500	1	10/26/2024 14:45	<a href="#">WG2389164</a>
1,3,5-Trimethylbenzene	U		0.00200	0.00500	1	10/26/2024 14:45	<a href="#">WG2389164</a>
(S) Toluene-d8	97.1			75.0-131		10/26/2024 14:45	<a href="#">WG2389164</a>
(S) 4-Bromofluorobenzene	105			67.0-138		10/26/2024 14:45	<a href="#">WG2389164</a>
(S) 1,2-Dichloroethane-d4	94.3			70.0-130		10/26/2024 14:45	<a href="#">WG2389164</a>

## Semi-Volatile Organic Compounds (GC) by Method 8015M

Analyte	Result mg/kg	Qualifier	MDL mg/kg	RDL mg/kg	Dilution	Analysis date / time	Batch
C10-C28 Diesel Range	36.2		1.61	4.00	1	10/29/2024 23:10	<a href="#">WG2391210</a>
C28-C36 Motor Oil Range	23.2		0.274	4.00	1	10/29/2024 23:10	<a href="#">WG2391210</a>
(S) o-Terphenyl	52.1			18.0-148		10/29/2024 23:10	<a href="#">WG2391210</a>

## Semi Volatile Organic Compounds (GC/MS) by Method 8270C-SIM

Analyte	Result mg/kg	Qualifier	MDL mg/kg	RDL mg/kg	Dilution	Analysis date / time	Batch
Acenaphthene	U		0.00209	0.00600	1	10/29/2024 13:19	<a href="#">WG2390921</a>
Anthracene	U		0.00230	0.00600	1	10/29/2024 13:19	<a href="#">WG2390921</a>
Benzo(a)anthracene	U		0.00173	0.00600	1	10/29/2024 13:19	<a href="#">WG2390921</a>
Benzo(b)fluoranthene	U		0.00153	0.00600	1	10/29/2024 13:19	<a href="#">WG2390921</a>
Benzo(k)fluoranthene	U		0.00215	0.00600	1	10/29/2024 13:19	<a href="#">WG2390921</a>
Benzo(a)pyrene	U		0.00179	0.00600	1	10/29/2024 13:19	<a href="#">WG2390921</a>
Chrysene	U		0.00232	0.00600	1	10/29/2024 13:19	<a href="#">WG2390921</a>
Dibenz(a,h)anthracene	U		0.00172	0.00600	1	10/29/2024 13:19	<a href="#">WG2390921</a>
Fluoranthene	U		0.00227	0.00600	1	10/29/2024 13:19	<a href="#">WG2390921</a>
Fluorene	U		0.00205	0.00600	1	10/29/2024 13:19	<a href="#">WG2390921</a>
Indeno(1,2,3-cd)pyrene	U		0.00181	0.00600	1	10/29/2024 13:19	<a href="#">WG2390921</a>
1-Methylnaphthalene	U		0.00449	0.0200	1	10/29/2024 13:19	<a href="#">WG2390921</a>
2-Methylnaphthalene	U		0.00427	0.0200	1	10/29/2024 13:19	<a href="#">WG2390921</a>
Naphthalene	U		0.00408	0.0200	1	10/29/2024 13:19	<a href="#">WG2390921</a>
Pyrene	U		0.00200	0.00600	1	10/29/2024 13:19	<a href="#">WG2390921</a>
(S) p-Terphenyl-d14	64.8			23.0-120		10/29/2024 13:19	<a href="#">WG2390921</a>
(S) Nitrobenzene-d5	62.1			14.0-149		10/29/2024 13:19	<a href="#">WG2390921</a>
(S) 2-Fluorobiphenyl	63.8			34.0-125		10/29/2024 13:19	<a href="#">WG2390921</a>

1 Cp

2 Tc

3 Ss

4 Cn

5 Sr

6 Qc

7 Gl

8 Al

9 Sc

Calculated Results

Analyte	Result	Qualifier	Dilution	Analysis date / time	Batch
Sodium Adsorption Ratio	2.75		1	10/27/2024 20:48	WG2388071

1 Cp

2 Tc

Wet Chemistry by Method 7199

Analyte	Result mg/kg	Qualifier	MDL mg/kg	RDL mg/kg	Dilution	Analysis date / time	Batch
Hexavalent Chromium	U		0.255	1.00	1	10/29/2024 00:12	<a href="#">WG2387308</a>

3 Ss

4 Cn

Wet Chemistry by Method 9045D

Analyte	Result	Qualifier	Dilution	Analysis date / time	Batch
pH	8.07	T8	1	10/28/2024 07:21	<a href="#">WG2390678</a>

5 Sr

6 Qc

Sample Narrative:

L1790947-05 WG2390678: 8.07 at 20.7C

7 Gl

Wet Chemistry by Method 9050AMod

Analyte	Result	Units	Qualifier	RDL	Dilution	Analysis date / time	Batch
Specific Conductance	670	umhos/cm		10.0	1	10/28/2024 09:13	<a href="#">WG2390674</a>

8 Al

9 Sc

Sample Narrative:

L1790947-05 WG2390674: at 25C

Metals (ICP) by Method 6010B-NE493 Ch 2

Analyte	Result mg/l	Qualifier	MDL mg/l	RDL mg/l	Dilution	Analysis date / time	Batch
Hot Water Sol. Boron	0.173	J	0.0167	0.200	1	10/29/2024 15:40	<a href="#">WG2388077</a>

Metals (ICPMS) by Method 6020

Analyte	Result mg/kg	Qualifier	MDL mg/kg	RDL mg/kg	Dilution	Analysis date / time	Batch
Arsenic	4.72		0.100	1.00	5	10/29/2024 02:53	<a href="#">WG2388020</a>
Barium	154		0.152	2.50	5	10/29/2024 02:53	<a href="#">WG2388020</a>
Cadmium	0.125	J	0.0855	1.00	5	10/29/2024 02:53	<a href="#">WG2388020</a>
Copper	19.1		0.132	5.00	5	10/29/2024 02:53	<a href="#">WG2388020</a>
Lead	26.6		0.0990	2.00	5	10/29/2024 02:53	<a href="#">WG2388020</a>
Nickel	14.5		0.197	2.50	5	10/29/2024 02:53	<a href="#">WG2388020</a>
Selenium	0.440	J	0.180	2.50	5	10/29/2024 02:53	<a href="#">WG2388020</a>
Silver	0.0874	J	0.0865	0.500	5	10/29/2024 02:53	<a href="#">WG2388020</a>
Zinc	64.5		0.740	25.0	5	10/29/2024 02:53	<a href="#">WG2388020</a>

Volatile Organic Compounds (GC) by Method 8015D/GRO

Analyte	Result mg/kg	Qualifier	MDL mg/kg	RDL mg/kg	Dilution	Analysis date / time	Batch
TPH (GC/FID) Low Fraction	0.111		0.0217	0.100	1	10/25/2024 20:11	<a href="#">WG2389756</a>
(S) a,a,a-Trifluorotoluene(FID)	96.7			77.0-120		10/25/2024 20:11	<a href="#">WG2389756</a>

## Volatile Organic Compounds (GC/MS) by Method 8260B

Analyte	Result mg/kg	Qualifier	MDL mg/kg	RDL mg/kg	Dilution	Analysis date / time	Batch
Benzene	U		0.000467	0.00100	1	10/26/2024 15:05	<a href="#">WG2389164</a>
Toluene	0.00145	J	0.00130	0.00500	1	10/26/2024 15:05	<a href="#">WG2389164</a>
Ethylbenzene	U		0.000737	0.00250	1	10/26/2024 15:05	<a href="#">WG2389164</a>
Xylenes, Total	U		0.000880	0.00650	1	10/26/2024 15:05	<a href="#">WG2389164</a>
1,2,4-Trimethylbenzene	U		0.00158	0.00500	1	10/26/2024 15:05	<a href="#">WG2389164</a>
1,3,5-Trimethylbenzene	U		0.00200	0.00500	1	10/26/2024 15:05	<a href="#">WG2389164</a>
(S) Toluene-d8	97.2			75.0-131		10/26/2024 15:05	<a href="#">WG2389164</a>
(S) 4-Bromofluorobenzene	106			67.0-138		10/26/2024 15:05	<a href="#">WG2389164</a>
(S) 1,2-Dichloroethane-d4	95.4			70.0-130		10/26/2024 15:05	<a href="#">WG2389164</a>

## Semi-Volatile Organic Compounds (GC) by Method 8015M

Analyte	Result mg/kg	Qualifier	MDL mg/kg	RDL mg/kg	Dilution	Analysis date / time	Batch
C10-C28 Diesel Range	45.4	J6	1.61	4.00	1	10/29/2024 22:30	<a href="#">WG2391210</a>
C28-C36 Motor Oil Range	25.1		0.274	4.00	1	10/29/2024 22:30	<a href="#">WG2391210</a>
(S) o-Terphenyl	55.1			18.0-148		10/29/2024 22:30	<a href="#">WG2391210</a>

## Semi Volatile Organic Compounds (GC/MS) by Method 8270C-SIM

Analyte	Result mg/kg	Qualifier	MDL mg/kg	RDL mg/kg	Dilution	Analysis date / time	Batch
Acenaphthene	U		0.00209	0.00600	1	10/29/2024 13:37	<a href="#">WG2390921</a>
Anthracene	U		0.00230	0.00600	1	10/29/2024 13:37	<a href="#">WG2390921</a>
Benzo(a)anthracene	U		0.00173	0.00600	1	10/29/2024 13:37	<a href="#">WG2390921</a>
Benzo(b)fluoranthene	U		0.00153	0.00600	1	10/29/2024 13:37	<a href="#">WG2390921</a>
Benzo(k)fluoranthene	U		0.00215	0.00600	1	10/29/2024 13:37	<a href="#">WG2390921</a>
Benzo(a)pyrene	U		0.00179	0.00600	1	10/29/2024 13:37	<a href="#">WG2390921</a>
Chrysene	U		0.00232	0.00600	1	10/29/2024 13:37	<a href="#">WG2390921</a>
Dibenz(a,h)anthracene	U		0.00172	0.00600	1	10/29/2024 13:37	<a href="#">WG2390921</a>
Fluoranthene	U		0.00227	0.00600	1	10/29/2024 13:37	<a href="#">WG2390921</a>
Fluorene	U		0.00205	0.00600	1	10/29/2024 13:37	<a href="#">WG2390921</a>
Indeno(1,2,3-cd)pyrene	U		0.00181	0.00600	1	10/29/2024 13:37	<a href="#">WG2390921</a>
1-Methylnaphthalene	0.00462	J	0.00449	0.0200	1	10/29/2024 13:37	<a href="#">WG2390921</a>
2-Methylnaphthalene	0.0139	J	0.00427	0.0200	1	10/29/2024 13:37	<a href="#">WG2390921</a>
Naphthalene	0.00772	J	0.00408	0.0200	1	10/29/2024 13:37	<a href="#">WG2390921</a>
Pyrene	U		0.00200	0.00600	1	10/29/2024 13:37	<a href="#">WG2390921</a>
(S) p-Terphenyl-d14	72.4			23.0-120		10/29/2024 13:37	<a href="#">WG2390921</a>
(S) Nitrobenzene-d5	72.0			14.0-149		10/29/2024 13:37	<a href="#">WG2390921</a>
(S) 2-Fluorobiphenyl	70.7			34.0-125		10/29/2024 13:37	<a href="#">WG2390921</a>

1 Cp

2 Tc

3 Ss

4 Cn

5 Sr

6 Qc

7 Gl

8 Al

9 Sc

Calculated Results

Analyte	Result	Qualifier	Dilution	Analysis date / time	Batch
Sodium Adsorption Ratio	3.41		1	10/27/2024 19:57	WG2388082

Wet Chemistry by Method 7199

Analyte	Result mg/kg	Qualifier	MDL mg/kg	RDL mg/kg	Dilution	Analysis date / time	Batch
Hexavalent Chromium	0.843	J	0.255	1.00	1	10/29/2024 00:18	<a href="#">WG2387308</a>

Wet Chemistry by Method 9045D

Analyte	Result	Qualifier	Dilution	Analysis date / time	Batch
pH	8.10	T8	1	10/28/2024 09:00	<a href="#">WG2390677</a>

Sample Narrative:

L1790947-06 WG2390677: 8.1 at 19.6C

Wet Chemistry by Method 9050AMod

Analyte	Result	Units	Qualifier	RDL	Dilution	Analysis date / time	Batch
Specific Conductance	686	umhos/cm		10.0	1	10/28/2024 10:11	<a href="#">WG2390668</a>

Sample Narrative:

L1790947-06 WG2390668: at 25C

Metals (ICP) by Method 6010B-NE493 Ch 2

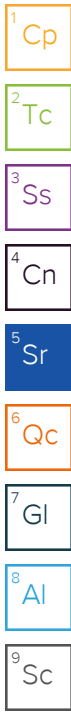
Analyte	Result mg/l	Qualifier	MDL mg/l	RDL mg/l	Dilution	Analysis date / time	Batch
Hot Water Sol. Boron	0.164	J	0.0167	0.200	1	10/29/2024 15:42	<a href="#">WG2388077</a>

Metals (ICPMS) by Method 6020

Analyte	Result mg/kg	Qualifier	MDL mg/kg	RDL mg/kg	Dilution	Analysis date / time	Batch
Arsenic	8.17		0.100	1.00	5	10/29/2024 02:57	<a href="#">WG2388020</a>
Barium	207		0.152	2.50	5	10/29/2024 02:57	<a href="#">WG2388020</a>
Cadmium	U		0.0855	1.00	5	10/29/2024 02:57	<a href="#">WG2388020</a>
Copper	12.2		0.132	5.00	5	10/29/2024 02:57	<a href="#">WG2388020</a>
Lead	11.8		0.0990	2.00	5	10/29/2024 02:57	<a href="#">WG2388020</a>
Nickel	15.6		0.197	2.50	5	10/29/2024 02:57	<a href="#">WG2388020</a>
Selenium	0.247	J	0.180	2.50	5	10/29/2024 02:57	<a href="#">WG2388020</a>
Silver	U		0.0865	0.500	5	10/29/2024 02:57	<a href="#">WG2388020</a>
Zinc	51.0		0.740	25.0	5	10/29/2024 02:57	<a href="#">WG2388020</a>

Volatile Organic Compounds (GC) by Method 8015D/GRO

Analyte	Result mg/kg	Qualifier	MDL mg/kg	RDL mg/kg	Dilution	Analysis date / time	Batch
TPH (GC/FID) Low Fraction	0.0236	J	0.0217	0.100	1	10/25/2024 20:34	<a href="#">WG2389756</a>
(S) a,a,a-Trifluorotoluene(FID)	96.8			77.0-120		10/25/2024 20:34	<a href="#">WG2389756</a>



## Volatile Organic Compounds (GC/MS) by Method 8260B

Analyte	Result mg/kg	Qualifier	MDL mg/kg	RDL mg/kg	Dilution	Analysis date / time	Batch
Benzene	U		0.000467	0.00100	1	10/26/2024 15:25	<a href="#">WG2389164</a>
Toluene	0.00153	<u>J</u>	0.00130	0.00500	1	10/26/2024 15:25	<a href="#">WG2389164</a>
Ethylbenzene	U		0.000737	0.00250	1	10/26/2024 15:25	<a href="#">WG2389164</a>
Xylenes, Total	U		0.000880	0.00650	1	10/26/2024 15:25	<a href="#">WG2389164</a>
1,2,4-Trimethylbenzene	U		0.00158	0.00500	1	10/26/2024 15:25	<a href="#">WG2389164</a>
1,3,5-Trimethylbenzene	U		0.00200	0.00500	1	10/26/2024 15:25	<a href="#">WG2389164</a>
(S) Toluene-d8	101			75.0-131		10/26/2024 15:25	<a href="#">WG2389164</a>
(S) 4-Bromofluorobenzene	102			67.0-138		10/26/2024 15:25	<a href="#">WG2389164</a>
(S) 1,2-Dichloroethane-d4	84.5			70.0-130		10/26/2024 15:25	<a href="#">WG2389164</a>

## Semi-Volatile Organic Compounds (GC) by Method 8015M

Analyte	Result mg/kg	Qualifier	MDL mg/kg	RDL mg/kg	Dilution	Analysis date / time	Batch
C10-C28 Diesel Range	13.4		1.61	4.00	1	10/29/2024 22:05	<a href="#">WG2391210</a>
C28-C36 Motor Oil Range	8.80		0.274	4.00	1	10/29/2024 22:05	<a href="#">WG2391210</a>
(S) o-Terphenyl	48.2			18.0-148		10/29/2024 22:05	<a href="#">WG2391210</a>

## Semi Volatile Organic Compounds (GC/MS) by Method 8270C-SIM

Analyte	Result mg/kg	Qualifier	MDL mg/kg	RDL mg/kg	Dilution	Analysis date / time	Batch
Acenaphthene	U		0.00209	0.00600	1	10/29/2024 13:54	<a href="#">WG2390921</a>
Anthracene	U		0.00230	0.00600	1	10/29/2024 13:54	<a href="#">WG2390921</a>
Benzo(a)anthracene	U		0.00173	0.00600	1	10/29/2024 13:54	<a href="#">WG2390921</a>
Benzo(b)fluoranthene	U		0.00153	0.00600	1	10/29/2024 13:54	<a href="#">WG2390921</a>
Benzo(k)fluoranthene	U		0.00215	0.00600	1	10/29/2024 13:54	<a href="#">WG2390921</a>
Benzo(a)pyrene	U		0.00179	0.00600	1	10/29/2024 13:54	<a href="#">WG2390921</a>
Chrysene	U		0.00232	0.00600	1	10/29/2024 13:54	<a href="#">WG2390921</a>
Dibenz(a,h)anthracene	U		0.00172	0.00600	1	10/29/2024 13:54	<a href="#">WG2390921</a>
Fluoranthene	U		0.00227	0.00600	1	10/29/2024 13:54	<a href="#">WG2390921</a>
Fluorene	U		0.00205	0.00600	1	10/29/2024 13:54	<a href="#">WG2390921</a>
Indeno(1,2,3-cd)pyrene	U		0.00181	0.00600	1	10/29/2024 13:54	<a href="#">WG2390921</a>
1-Methylnaphthalene	U		0.00449	0.0200	1	10/29/2024 13:54	<a href="#">WG2390921</a>
2-Methylnaphthalene	U		0.00427	0.0200	1	10/29/2024 13:54	<a href="#">WG2390921</a>
Naphthalene	U		0.00408	0.0200	1	10/29/2024 13:54	<a href="#">WG2390921</a>
Pyrene	U		0.00200	0.00600	1	10/29/2024 13:54	<a href="#">WG2390921</a>
(S) p-Terphenyl-d14	74.3			23.0-120		10/29/2024 13:54	<a href="#">WG2390921</a>
(S) Nitrobenzene-d5	69.3			14.0-149		10/29/2024 13:54	<a href="#">WG2390921</a>
(S) 2-Fluorobiphenyl	71.7			34.0-125		10/29/2024 13:54	<a href="#">WG2390921</a>

1 Cp

2 Tc

3 Ss

4 Cn

5 Sr

6 Qc

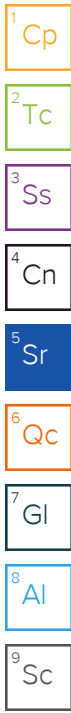
7 Gl

8 Al

9 Sc

Calculated Results

Analyte	Result	Qualifier	Dilution	Analysis date / time	Batch
Sodium Adsorption Ratio	3.83		1	10/27/2024 20:50	WG2388071



Wet Chemistry by Method 7199

Analyte	Result mg/kg	Qualifier	MDL mg/kg	RDL mg/kg	Dilution	Analysis date / time	Batch
Hexavalent Chromium	U		0.255	1.00	1	10/29/2024 00:24	<a href="#">WG2387308</a>

Wet Chemistry by Method 9045D

Analyte	Result	Qualifier	Dilution	Analysis date / time	Batch
pH	8.22	<u>T8</u>	1	10/28/2024 07:21	<a href="#">WG2390678</a>

Sample Narrative:

L1790947-07 WG2390678: 8.22 at 20.5C

Wet Chemistry by Method 9050AMod

Analyte	Result	Units	Qualifier	RDL	Dilution	Analysis date / time	Batch
Specific Conductance	502	umhos/cm		10.0	1	10/28/2024 09:13	<a href="#">WG2390674</a>

Sample Narrative:

L1790947-07 WG2390674: at 25C

Metals (ICP) by Method 6010B-NE493 Ch 2

Analyte	Result mg/l	Qualifier	MDL mg/l	RDL mg/l	Dilution	Analysis date / time	Batch
Hot Water Sol. Boron	0.132	<u>J</u>	0.0167	0.200	1	10/29/2024 15:44	<a href="#">WG2388077</a>

Metals (ICPMS) by Method 6020

Analyte	Result mg/kg	Qualifier	MDL mg/kg	RDL mg/kg	Dilution	Analysis date / time	Batch
Arsenic	6.99		0.100	1.00	5	10/29/2024 03:00	<a href="#">WG2388020</a>
Barium	160		0.152	2.50	5	10/29/2024 03:00	<a href="#">WG2388020</a>
Cadmium	0.148	<u>J</u>	0.0855	1.00	5	10/29/2024 03:00	<a href="#">WG2388020</a>
Copper	14.5		0.132	5.00	5	10/29/2024 03:00	<a href="#">WG2388020</a>
Lead	18.2		0.0990	2.00	5	10/29/2024 03:00	<a href="#">WG2388020</a>
Nickel	13.6		0.197	2.50	5	10/29/2024 03:00	<a href="#">WG2388020</a>
Selenium	1.38	<u>J</u>	0.180	2.50	5	10/29/2024 03:00	<a href="#">WG2388020</a>
Silver	U		0.0865	0.500	5	10/29/2024 03:00	<a href="#">WG2388020</a>
Zinc	43.2		0.740	25.0	5	10/29/2024 03:00	<a href="#">WG2388020</a>

Volatile Organic Compounds (GC) by Method 8015D/GRO

Analyte	Result mg/kg	Qualifier	MDL mg/kg	RDL mg/kg	Dilution	Analysis date / time	Batch
TPH (GC/FID) Low Fraction	0.0528	<u>J</u>	0.0217	0.100	1	10/25/2024 20:57	<a href="#">WG2389756</a>
(S) a,a,a-Trifluorotoluene(FID)	97.2			77.0-120		10/25/2024 20:57	<a href="#">WG2389756</a>

## Volatile Organic Compounds (GC/MS) by Method 8260B

Analyte	Result mg/kg	Qualifier	MDL mg/kg	RDL mg/kg	Dilution	Analysis date / time	Batch
Benzene	U		0.000467	0.00100	1	10/26/2024 15:45	<a href="#">WG2389164</a>
Toluene	0.00147	J	0.00130	0.00500	1	10/26/2024 15:45	<a href="#">WG2389164</a>
Ethylbenzene	U		0.000737	0.00250	1	10/26/2024 15:45	<a href="#">WG2389164</a>
Xylenes, Total	U		0.000880	0.00650	1	10/26/2024 15:45	<a href="#">WG2389164</a>
1,2,4-Trimethylbenzene	U		0.00158	0.00500	1	10/26/2024 15:45	<a href="#">WG2389164</a>
1,3,5-Trimethylbenzene	U		0.00200	0.00500	1	10/26/2024 15:45	<a href="#">WG2389164</a>
(S) Toluene-d8	100			75.0-131		10/26/2024 15:45	<a href="#">WG2389164</a>
(S) 4-Bromofluorobenzene	108			67.0-138		10/26/2024 15:45	<a href="#">WG2389164</a>
(S) 1,2-Dichloroethane-d4	88.2			70.0-130		10/26/2024 15:45	<a href="#">WG2389164</a>

## Semi-Volatile Organic Compounds (GC) by Method 8015M

Analyte	Result mg/kg	Qualifier	MDL mg/kg	RDL mg/kg	Dilution	Analysis date / time	Batch
C10-C28 Diesel Range	5.54		1.61	4.00	1	10/29/2024 22:17	<a href="#">WG2391210</a>
C28-C36 Motor Oil Range	5.88		0.274	4.00	1	10/29/2024 22:17	<a href="#">WG2391210</a>
(S) o-Terphenyl	43.9			18.0-148		10/29/2024 22:17	<a href="#">WG2391210</a>

## Semi Volatile Organic Compounds (GC/MS) by Method 8270C-SIM

Analyte	Result mg/kg	Qualifier	MDL mg/kg	RDL mg/kg	Dilution	Analysis date / time	Batch
Acenaphthene	U		0.00209	0.00600	1	10/29/2024 14:12	<a href="#">WG2390921</a>
Anthracene	U		0.00230	0.00600	1	10/29/2024 14:12	<a href="#">WG2390921</a>
Benzo(a)anthracene	U		0.00173	0.00600	1	10/29/2024 14:12	<a href="#">WG2390921</a>
Benzo(b)fluoranthene	U		0.00153	0.00600	1	10/29/2024 14:12	<a href="#">WG2390921</a>
Benzo(k)fluoranthene	U		0.00215	0.00600	1	10/29/2024 14:12	<a href="#">WG2390921</a>
Benzo(a)pyrene	U		0.00179	0.00600	1	10/29/2024 14:12	<a href="#">WG2390921</a>
Chrysene	U		0.00232	0.00600	1	10/29/2024 14:12	<a href="#">WG2390921</a>
Dibenz(a,h)anthracene	U		0.00172	0.00600	1	10/29/2024 14:12	<a href="#">WG2390921</a>
Fluoranthene	U		0.00227	0.00600	1	10/29/2024 14:12	<a href="#">WG2390921</a>
Fluorene	U		0.00205	0.00600	1	10/29/2024 14:12	<a href="#">WG2390921</a>
Indeno(1,2,3-cd)pyrene	U		0.00181	0.00600	1	10/29/2024 14:12	<a href="#">WG2390921</a>
1-Methylnaphthalene	U		0.00449	0.0200	1	10/29/2024 14:12	<a href="#">WG2390921</a>
2-Methylnaphthalene	U		0.00427	0.0200	1	10/29/2024 14:12	<a href="#">WG2390921</a>
Naphthalene	U		0.00408	0.0200	1	10/29/2024 14:12	<a href="#">WG2390921</a>
Pyrene	U		0.00200	0.00600	1	10/29/2024 14:12	<a href="#">WG2390921</a>
(S) p-Terphenyl-d14	70.7			23.0-120		10/29/2024 14:12	<a href="#">WG2390921</a>
(S) Nitrobenzene-d5	64.9			14.0-149		10/29/2024 14:12	<a href="#">WG2390921</a>
(S) 2-Fluorobiphenyl	68.8			34.0-125		10/29/2024 14:12	<a href="#">WG2390921</a>

1 Cp

2 Tc

3 Ss

4 Cn

5 Sr

6 Qc

7 Gl

8 Al

9 Sc

Method Blank (MB)

(MB) R4138775-1 10/28/24 22:37

Analyte	MB Result	MB Qualifier	MB MDL	MB RDL
Hexavalent Chromium	U		0.255	1.00

<sup>1</sup>Cp

<sup>2</sup>Tc

<sup>3</sup>Ss

<sup>4</sup>Cn

<sup>5</sup>Sr

<sup>6</sup>Qc

<sup>7</sup>Gl

<sup>8</sup>Al

<sup>9</sup>Sc

L1790970-03 Original Sample (OS) • Duplicate (DUP)

(OS) L1790970-03 10/29/24 00:43 • (DUP) R4138775-7 10/29/24 00:49

Analyte	Original Result	DUP Result	Dilution	DUP RPD	DUP Qualifier	DUP RPD Limits
Hexavalent Chromium	U	U	1	0.000		20

L1791493-01 Original Sample (OS) • Duplicate (DUP)

(OS) L1791493-01 10/29/24 01:32 • (DUP) R4138775-8 10/29/24 01:39

Analyte	Original Result	DUP Result	Dilution	DUP RPD	DUP Qualifier	DUP RPD Limits
Hexavalent Chromium	0.316	0.280	1	11.9	↓	20

Laboratory Control Sample (LCS)

(LCS) R4138775-2 10/28/24 22:45

Analyte	Spike Amount	LCS Result	LCS Rec.	Rec. Limits	LCS Qualifier
Hexavalent Chromium	10.0	10.4	104	80.0-120	

L1790947-03 Original Sample (OS) • Matrix Spike (MS) • Matrix Spike Duplicate (MSD)

(OS) L1790947-03 10/28/24 23:22 • (MS) R4138775-3 10/28/24 23:29 • (MSD) R4138775-4 10/28/24 23:35

Analyte	Spike Amount	Original Result	MS Result	MSD Result	MS Rec.	MSD Rec.	Dilution	Rec. Limits	MS Qualifier	MSD Qualifier	RPD	RPD Limits
Hexavalent Chromium	20.0	U	20.0	20.8	100	104	1	75.0-125			3.66	20

L1790947-03 Original Sample (OS) • Matrix Spike (MS)

(OS) L1790947-03 10/28/24 23:22 • (MS) R4138775-5 10/28/24 23:53

Analyte	Spike Amount	Original Result	MS Result	MS Rec.	Dilution	Rec. Limits	MS Qualifier
Hexavalent Chromium	654	U	573	87.6	50	75.0-125	

L1790469-01 Original Sample (OS) • Duplicate (DUP)

(OS) L1790469-01 10/28/24 09:00 • (DUP) R4138322-2 10/28/24 09:00

Analyte	Original Result	DUP Result	Dilution	DUP RPD	DUP Qualifier	DUP RPD Limits
	su	su		%		%
pH	7.64	7.62	1	0.262		1

Sample Narrative:

OS: 7.64 at 20.9C

DUP: 7.62 at 21C

L1790944-01 Original Sample (OS) • Duplicate (DUP)

(OS) L1790944-01 10/28/24 09:00 • (DUP) R4138322-3 10/28/24 09:00

Analyte	Original Result	DUP Result	Dilution	DUP RPD	DUP Qualifier	DUP RPD Limits
	su	su		%		%
pH	7.40	7.45	1	0.673		1

Sample Narrative:

OS: 7.4 at 20.8C

DUP: 7.45 at 20.8C

Laboratory Control Sample (LCS)

(LCS) R4138322-1 10/28/24 09:00

Analyte	Spike Amount	LCS Result	LCS Rec.	Rec. Limits	LCS Qualifier
	su	su	%	%	
pH	10.0	9.99	99.9	99.0-101	

Sample Narrative:

LCS: 9.99 at 19.9C

<sup>1</sup>Cp

<sup>2</sup>Tc

<sup>3</sup>Ss

<sup>4</sup>Cn

<sup>5</sup>Sr

<sup>6</sup>Qc

<sup>7</sup>Gl

<sup>8</sup>Al

<sup>9</sup>Sc

L1790944-03 Original Sample (OS) • Duplicate (DUP)

(OS) L1790944-03 10/28/24 07:21 • (DUP) R4138269-2 10/28/24 07:21

Analyte	Original Result	DUP Result	Dilution	DUP RPD	DUP Qualifier	DUP RPD Limits
	su	su		%		%
pH	7.18	7.23	1	0.694		1

Sample Narrative:

OS: 7.18 at 21.4C  
DUP: 7.23 at 21.2C

L1790947-05 Original Sample (OS) • Duplicate (DUP)

(OS) L1790947-05 10/28/24 07:21 • (DUP) R4138269-3 10/28/24 07:21

Analyte	Original Result	DUP Result	Dilution	DUP RPD	DUP Qualifier	DUP RPD Limits
	pH	su		%		%
pH	8.07	8.04	1	0.372		1

Sample Narrative:

OS: 8.07 at 20.7C  
DUP: 8.04 at 20.8C

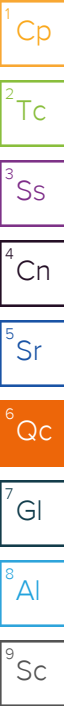
Laboratory Control Sample (LCS)

(LCS) R4138269-1 10/28/24 07:21

Analyte	Spike Amount	LCS Result	LCS Rec.	Rec. Limits	LCS Qualifier
	su	su	%	%	
pH	10.0	10.0	100	99.0-101	

Sample Narrative:

LCS: 10.01 at 20.3C



Method Blank (MB)

(MB) R4138380-1 10/28/24 10:11

Analyte	MB Result umhos/cm	MB Qualifier	MB MDL umhos/cm	MB RDL umhos/cm
Specific Conductance	U		10.0	10.0

Sample Narrative:

BLANK: at 25C

L1790406-03 Original Sample (OS) • Duplicate (DUP)

(OS) L1790406-03 10/28/24 10:11 • (DUP) R4138380-3 10/28/24 10:11

Analyte	Original Result umhos/cm	DUP Result umhos/cm	Dilution	DUP RPD %	DUP Qualifier	DUP RPD Limits
Specific Conductance	1510	1470	1	2.42		20

Sample Narrative:

OS: at 25C

DUP: at 25C

L1790943-02 Original Sample (OS) • Duplicate (DUP)

(OS) L1790943-02 10/28/24 10:11 • (DUP) R4138380-4 10/28/24 10:11

Analyte	Original Result umhos/cm	DUP Result umhos/cm	Dilution	DUP RPD %	DUP Qualifier	DUP RPD Limits
Specific Conductance	853	830	1	2.73		20

Sample Narrative:

OS: at 25C

DUP: at 25C

Laboratory Control Sample (LCS)

(LCS) R4138380-2 10/28/24 10:11

Analyte	Spike Amount umhos/cm	LCS Result umhos/cm	LCS Rec. %	Rec. Limits %	LCS Qualifier
Specific Conductance	733	707	96.5	85.0-115	

Sample Narrative:

LCS: at 25C

<sup>1</sup>Cp

<sup>2</sup>Tc

<sup>3</sup>Ss

<sup>4</sup>Cn

<sup>5</sup>Sr

<sup>6</sup>Qc

<sup>7</sup>Gl

<sup>8</sup>Al

<sup>9</sup>Sc

Method Blank (MB)

(MB) R4138364-1 10/28/24 09:13

Analyte	MB Result umhos/cm	MB Qualifier	MB MDL umhos/cm	MB RDL umhos/cm
Specific Conductance	U		10.0	10.0

Sample Narrative:

BLANK: at 25C

L1790944-04 Original Sample (OS) • Duplicate (DUP)

(OS) L1790944-04 10/28/24 09:13 • (DUP) R4138364-3 10/28/24 09:13

Analyte	Original Result umhos/cm	DUP Result umhos/cm	Dilution	DUP RPD %	DUP Qualifier	DUP RPD Limits
Specific Conductance	213	210	1	1.56		20

Sample Narrative:

OS: at 25C

DUP: at 25C

L1790947-07 Original Sample (OS) • Duplicate (DUP)

(OS) L1790947-07 10/28/24 09:13 • (DUP) R4138364-4 10/28/24 09:13

Analyte	Original Result umhos/cm	DUP Result umhos/cm	Dilution	DUP RPD %	DUP Qualifier	DUP RPD Limits
Specific Conductance	502	499	1	0.599		20

Sample Narrative:

OS: at 25C

DUP: at 25C

Laboratory Control Sample (LCS)

(LCS) R4138364-2 10/28/24 09:13

Analyte	Spike Amount umhos/cm	LCS Result umhos/cm	LCS Rec. %	Rec. Limits %	LCS Qualifier
Specific Conductance	733	702	95.8	85.0-115	

Sample Narrative:

LCS: at 25C

1 Cp

2 Tc

3 Ss

4 Cn

5 Sr

6 Qc

7 Gl

8 Al

9 Sc

Method Blank (MB)

(MB) R4139252-1 10/29/24 15:13

Analyte	MB Result mg/l	MB Qualifier	MB MDL mg/l	MB RDL mg/l
Hot Water Sol. Boron	U		0.0167	0.200

Laboratory Control Sample (LCS) • Laboratory Control Sample Duplicate (LCSD)

(LCS) R4139252-2 10/29/24 15:15 • (LCSD) R4139252-3 10/29/24 15:16

Analyte	Spike Amount mg/l	LCS Result mg/l	LCSD Result mg/l	LCS Rec. %	LCSD Rec. %	Rec. Limits %	LCS Qualifier	LCSD Qualifier	RPD %	RPD Limits %
Hot Water Sol. Boron	1.00	1.09	1.12	109	112	80.0-120			3.17	20

<sup>1</sup>Cp

<sup>2</sup>Tc

<sup>3</sup>Ss

<sup>4</sup>Cn

<sup>5</sup>Sr

<sup>6</sup>Qc

<sup>7</sup>Gl

<sup>8</sup>Al

<sup>9</sup>Sc

Method Blank (MB)

(MB) R4138831-1 10/29/24 01:59

Analyte	MB Result mg/kg	MB Qualifier	MB MDL mg/kg	MB RDL mg/kg
Arsenic	U		0.100	1.00
Barium	U		0.152	2.50
Cadmium	U		0.0855	1.00
Copper	U		0.133	5.00
Lead	U		0.0990	2.00
Nickel	U		0.197	2.50
Selenium	U		0.180	2.50
Silver	U		0.0865	0.500
Zinc	U		0.740	25.0

<sup>1</sup>Cp

<sup>2</sup>Tc

<sup>3</sup>Ss

<sup>4</sup>Cn

<sup>5</sup>Sr

<sup>6</sup>Qc

Laboratory Control Sample (LCS)

(LCS) R4138831-2 10/29/24 02:03

Analyte	Spike Amount mg/kg	LCS Result mg/kg	LCS Rec. %	Rec. Limits %	LCS Qualifier
Arsenic	100	100	100	80.0-120	
Barium	100	96.2	96.2	80.0-120	
Cadmium	100	103	103	80.0-120	
Copper	100	95.0	95.0	80.0-120	
Lead	100	93.4	93.4	80.0-120	
Nickel	100	103	103	80.0-120	
Selenium	100	105	105	80.0-120	
Silver	20.0	20.3	102	80.0-120	
Zinc	100	101	101	80.0-120	

<sup>7</sup>Gl

<sup>8</sup>Al

<sup>9</sup>Sc

L1790836-23 Original Sample (OS) • Matrix Spike (MS) • Matrix Spike Duplicate (MSD)

(OS) L1790836-23 10/29/24 02:06 • (MS) R4138831-5 10/29/24 02:16 • (MSD) R4138831-6 10/29/24 02:19

Analyte	Spike Amount mg/kg	Original Result mg/kg	MS Result mg/kg	MSD Result mg/kg	MS Rec. %	MSD Rec. %	Dilution	Rec. Limits %	MS Qualifier	MSD Qualifier	RPD %	RPD Limits %
Arsenic	100	3.43	101	99.8	97.2	96.3	5	75.0-125			0.862	20
Barium	100	37.5	483	138	446	100	5	75.0-125	E J5	J3	111	20
Cadmium	100	U	96.1	98.0	96.1	98.0	5	75.0-125			1.93	20
Copper	100	31.5	135	129	103	97.2	5	75.0-125			4.60	20
Lead	100	2.08	95.7	94.1	93.7	92.0	5	75.0-125			1.73	20
Nickel	100	14.6	115	116	101	102	5	75.0-125			0.886	20
Selenium	100	U	93.7	95.8	93.7	95.8	5	75.0-125			2.20	20
Silver	20.0	U	19.1	19.8	95.5	99.0	5	75.0-125			3.60	20
Zinc	100	31.8	132	135	100	104	5	75.0-125			2.66	20

Method Blank (MB)

(MB) R4138700-2 10/25/24 12:42

Analyte	MB Result mg/kg	MB Qualifier	MB MDL mg/kg	MB RDL mg/kg
TPH (GC/FID) Low Fraction	U		0.0217	0.100
<sup>(S)</sup> a,a,a-Trifluorotoluene(FID)	102			77.0-120

Laboratory Control Sample (LCS)

(LCS) R4138700-1 10/25/24 11:56

Analyte	Spike Amount mg/kg	LCS Result mg/kg	LCS Rec. %	Rec. Limits %	LCS Qualifier
TPH (GC/FID) Low Fraction	5.00	5.01	100	72.0-127	
<sup>(S)</sup> a,a,a-Trifluorotoluene(FID)			104	77.0-120	

<sup>1</sup>Cp

<sup>2</sup>Tc

<sup>3</sup>Ss

<sup>4</sup>Cn

<sup>5</sup>Sr

<sup>6</sup>Qc

<sup>7</sup>Gl

<sup>8</sup>Al

<sup>9</sup>Sc

Method Blank (MB)

(MB) R4140617-3 10/31/24 12:25

Analyte	MB Result mg/kg	MB Qualifier	MB MDL mg/kg	MB RDL mg/kg
TPH (GC/FID) Low Fraction	U		0.0217	0.100
<sup>(S)</sup> a,a,a-Trifluorotoluene(FID)	99.3			77.0-120

Laboratory Control Sample (LCS) • Laboratory Control Sample Duplicate (LCSD)

(LCS) R4140617-1 10/31/24 11:12 • (LCSD) R4140617-2 10/31/24 11:35

Analyte	Spike Amount mg/kg	LCS Result mg/kg	LCSD Result mg/kg	LCS Rec. %	LCSD Rec. %	Rec. Limits %	LCS Qualifier	LCSD Qualifier	RPD %	RPD Limits %
TPH (GC/FID) Low Fraction	5.00	5.26	5.66	105	113	72.0-127			7.33	20
<sup>(S)</sup> a,a,a-Trifluorotoluene(FID)				109	111	77.0-120				

<sup>1</sup>Cp

<sup>2</sup>Tc

<sup>3</sup>Ss

<sup>4</sup>Cn

<sup>5</sup>Sr

<sup>6</sup>Qc

<sup>7</sup>Gl

<sup>8</sup>Al

<sup>9</sup>Sc

Method Blank (MB)

(MB) R4138310-3 10/26/24 11:00

Analyte	MB Result	MB Qualifier	MB MDL	MB RDL
	mg/kg		mg/kg	mg/kg
Benzene	U		0.000467	0.00100
Toluene	U		0.00130	0.00500
Ethylbenzene	U		0.000737	0.00250
Xylenes, Total	U		0.000880	0.00650
1,2,4-Trimethylbenzene	U		0.00158	0.00500
1,3,5-Trimethylbenzene	U		0.00200	0.00500
(S) Toluene-d8	103			75.0-131
(S) 4-Bromofluorobenzene	110			67.0-138
(S) 1,2-Dichloroethane-d4	88.0			70.0-130

Laboratory Control Sample (LCS) • Laboratory Control Sample Duplicate (LCSD)

(LCS) R4138310-1 10/26/24 09:21 • (LCSD) R4138310-2 10/26/24 09:41

Analyte	Spike Amount	LCS Result	LCSD Result	LCS Rec.	LCSD Rec.	Rec. Limits	LCS Qualifier	LCSD Qualifier	RPD	RPD Limits
	mg/kg	mg/kg	mg/kg	%	%	%			%	%
Benzene	0.125	0.130	0.135	104	108	70.0-123			3.77	20
Toluene	0.125	0.130	0.126	104	101	75.0-121			3.12	20
Ethylbenzene	0.125	0.133	0.127	106	102	74.0-126			4.62	20
Xylenes, Total	0.375	0.398	0.383	106	102	72.0-127			3.84	20
1,2,4-Trimethylbenzene	0.125	0.140	0.134	112	107	70.0-126			4.38	20
1,3,5-Trimethylbenzene	0.125	0.150	0.139	120	111	73.0-127			7.61	20
(S) Toluene-d8				95.9	96.1	75.0-131				
(S) 4-Bromofluorobenzene				110	106	67.0-138				
(S) 1,2-Dichloroethane-d4				97.2	101	70.0-130				

1 Cp

2 Tc

3 Ss

4 Cn

5 Sr

6 Qc

7 Gl

8 Al

9 Sc

Method Blank (MB)

(MB) R4139006-2 10/28/24 11:50

Analyte	MB Result	MB Qualifier	MB MDL	MB RDL
	mg/kg		mg/kg	mg/kg
Benzene	U		0.000467	0.00100
Toluene	0.00140	J	0.00130	0.00500
Ethylbenzene	U		0.000737	0.00250
Xylenes, Total	U		0.000880	0.00650
1,2,4-Trimethylbenzene	U		0.00158	0.00500
1,3,5-Trimethylbenzene	U		0.00200	0.00500
(S) Toluene-d8	98.9			75.0-131
(S) 4-Bromofluorobenzene	101			67.0-138
(S) 1,2-Dichloroethane-d4	104			70.0-130

Laboratory Control Sample (LCS) • Laboratory Control Sample Duplicate (LCSD)

(LCS) R4139006-1 10/28/24 09:11 • (LCSD) R4139006-3 10/28/24 12:10

Analyte	Spike Amount	LCS Result	LCSD Result	LCS Rec.	LCSD Rec.	Rec. Limits	LCS Qualifier	LCSD Qualifier	RPD	RPD Limits
	mg/kg	mg/kg	mg/kg	%	%	%			%	%
Benzene	0.125	0.113	0.147	90.4	118	70.0-123		J3	26.2	20
Toluene	0.125	0.103	0.127	82.4	102	75.0-121		J3	20.9	20
Ethylbenzene	0.125	0.105	0.127	84.0	102	74.0-126			19.0	20
Xylenes, Total	0.375	0.312	0.381	83.2	102	72.0-127			19.9	20
1,2,4-Trimethylbenzene	0.125	0.101	0.126	80.8	101	70.0-126		J3	22.0	20
1,3,5-Trimethylbenzene	0.125	0.104	0.132	83.2	106	73.0-127		J3	23.7	20
(S) Toluene-d8				99.9	99.7	75.0-131				
(S) 4-Bromofluorobenzene				101	97.4	67.0-138				
(S) 1,2-Dichloroethane-d4				104	107	70.0-130				

1 Cp

2 Tc

3 Ss

4 Cn

5 Sr

6 Qc

7 Gl

8 Al

9 Sc

Method Blank (MB)

(MB) R4139678-1 10/29/24 20:33

Analyte	MB Result mg/kg	MB Qualifier	MB MDL mg/kg	MB RDL mg/kg
C10-C28 Diesel Range	U		1.61	4.00
C28-C36 Motor Oil Range	U		0.274	4.00
<i>(S) o-Terphenyl</i>	39.9			18.0-148

Laboratory Control Sample (LCS)

(LCS) R4139678-2 10/29/24 20:46

Analyte	Spike Amount mg/kg	LCS Result mg/kg	LCS Rec. %	Rec. Limits %	LCS Qualifier
C10-C28 Diesel Range	50.0	35.6	71.2	50.0-150	
<i>(S) o-Terphenyl</i>			68.0	18.0-148	

L1790947-05 Original Sample (OS) • Matrix Spike (MS) • Matrix Spike Duplicate (MSD)

(OS) L1790947-05 10/29/24 22:30 • (MS) R4139678-3 10/29/24 22:43 • (MSD) R4139678-4 10/29/24 22:56

Analyte	Spike Amount mg/kg	Original Result mg/kg	MS Result mg/kg	MSD Result mg/kg	MS Rec. %	MSD Rec. %	Dilution	Rec. Limits %	MS Qualifier	MSD Qualifier	RPD %	RPD Limits %
C10-C28 Diesel Range	48.5	45.4	44.9	46.5	0.000	2.27	1	50.0-150	<u>J6</u>	<u>J6</u>	3.50	20
<i>(S) o-Terphenyl</i>					49.1	49.7		18.0-148				

1 Cp

2 Tc

3 Ss

4 Cn

5 Sr

6 Qc

7 Gl

8 Al

9 Sc

Method Blank (MB)

(MB) R4140393-2 10/29/24 11:32

Analyte	MB Result mg/kg	MB Qualifier	MB MDL mg/kg	MB RDL mg/kg
Acenaphthene	U		0.00209	0.00600
Anthracene	U		0.00230	0.00600
Benzo(a)anthracene	U		0.00173	0.00600
Benzo(b)fluoranthene	U		0.00153	0.00600
Benzo(k)fluoranthene	U		0.00215	0.00600
Benzo(a)pyrene	U		0.00179	0.00600
Chrysene	U		0.00232	0.00600
Dibenz(a,h)anthracene	U		0.00172	0.00600
Fluoranthene	U		0.00227	0.00600
Fluorene	U		0.00205	0.00600
Indeno(1,2,3-cd)pyrene	U		0.00181	0.00600
1-Methylnaphthalene	U		0.00449	0.0200
2-Methylnaphthalene	U		0.00427	0.0200
Naphthalene	U		0.00408	0.0200
Pyrene	U		0.00200	0.00600
(S) p-Terphenyl-d14	85.3			23.0-120
(S) Nitrobenzene-d5	80.3			14.0-149
(S) 2-Fluorobiphenyl	81.8			34.0-125

<sup>1</sup>Cp

<sup>2</sup>Tc

<sup>3</sup>Ss

<sup>4</sup>Cn

<sup>5</sup>Sr

<sup>6</sup>Qc

<sup>7</sup>Gl

<sup>8</sup>Al

<sup>9</sup>Sc

Laboratory Control Sample (LCS)

(LCS) R4140393-1 10/29/24 11:14

Analyte	Spike Amount mg/kg	LCS Result mg/kg	LCS Rec. %	Rec. Limits %	LCS Qualifier
Acenaphthene	0.0800	0.0494	61.8	50.0-120	
Anthracene	0.0800	0.0525	65.6	50.0-126	
Benzo(a)anthracene	0.0800	0.0546	68.3	45.0-120	
Benzo(b)fluoranthene	0.0800	0.0556	69.5	42.0-121	
Benzo(k)fluoranthene	0.0800	0.0534	66.8	49.0-125	
Benzo(a)pyrene	0.0800	0.0470	58.7	42.0-120	
Chrysene	0.0800	0.0549	68.6	49.0-122	
Dibenz(a,h)anthracene	0.0800	0.0561	70.1	47.0-125	
Fluoranthene	0.0800	0.0532	66.5	49.0-129	
Fluorene	0.0800	0.0547	68.4	49.0-120	
Indeno(1,2,3-cd)pyrene	0.0800	0.0546	68.3	46.0-125	
1-Methylnaphthalene	0.0800	0.0576	72.0	51.0-121	
2-Methylnaphthalene	0.0800	0.0563	70.4	50.0-120	
Naphthalene	0.0800	0.0526	65.8	50.0-120	
Pyrene	0.0800	0.0521	65.1	43.0-123	

Laboratory Control Sample (LCS)

(LCS) R4140393-1 10/29/24 11:14

Analyte	Spike Amount mg/kg	LCS Result mg/kg	LCS Rec. %	Rec. Limits %	LCS Qualifier
(S) p-Terphenyl-d14			82.7	23.0-120	
(S) Nitrobenzene-d5			81.3	14.0-149	
(S) 2-Fluorobiphenyl			80.7	34.0-125	

L1790970-03 Original Sample (OS) • Matrix Spike (MS) • Matrix Spike Duplicate (MSD)

(OS) L1790970-03 10/29/24 15:05 • (MS) R4140393-3 10/29/24 15:23 • (MSD) R4140393-4 10/29/24 15:41

Analyte	Spike Amount mg/kg	Original Result mg/kg	MS Result mg/kg	MSD Result mg/kg	MS Rec. %	MSD Rec. %	Dilution	Rec. Limits %	MS Qualifier	MSD Qualifier	RPD %	RPD Limits %
Acenaphthene	0.0780	U	0.0430	0.0411	55.1	52.4	1	14.0-127			4.52	27
Anthracene	0.0780	U	0.0398	0.0390	51.0	49.7	1	10.0-145			2.03	30
Benzo(a)anthracene	0.0780	U	0.0443	0.0429	56.8	54.7	1	10.0-139			3.21	30
Benzo(b)fluoranthene	0.0780	U	0.0425	0.0409	54.5	52.2	1	10.0-140			3.84	36
Benzo(k)fluoranthene	0.0780	U	0.0416	0.0399	53.3	50.9	1	10.0-137			4.17	31
Benzo(a)pyrene	0.0780	U	0.0431	0.0413	55.3	52.7	1	10.0-141			4.27	31
Chrysene	0.0780	U	0.0452	0.0426	57.9	54.3	1	10.0-145			5.92	30
Dibenz(a,h)anthracene	0.0780	U	0.0439	0.0421	56.3	53.7	1	10.0-132			4.19	31
Fluoranthene	0.0780	U	0.0435	0.0419	55.8	53.4	1	10.0-153			3.75	33
Fluorene	0.0780	0.0135	0.0548	0.0517	52.9	48.7	1	11.0-130			5.82	29
Indeno(1,2,3-cd)pyrene	0.0780	U	0.0425	0.0408	54.5	52.0	1	10.0-137			4.08	32
1-Methylnaphthalene	0.0780	0.0689	0.0999	0.0863	39.7	22.2	1	10.0-142			14.6	28
2-Methylnaphthalene	0.0780	0.103	0.122	0.103	24.4	0.000	1	10.0-137		J6	16.9	28
Naphthalene	0.0780	0.0132	0.0517	0.0475	49.4	43.8	1	10.0-135			8.47	27
Pyrene	0.0780	U	0.0424	0.0401	54.4	51.1	1	10.0-148			5.58	35
(S) p-Terphenyl-d14					65.2	63.8		23.0-120				
(S) Nitrobenzene-d5					71.5	73.1		14.0-149				
(S) 2-Fluorobiphenyl					65.2	66.5		34.0-125				

1 Cp

2 Tc

3 Ss

4 Cn

5 Sr

6 Qc

7 Gl

8 Al

9 Sc

# GLOSSARY OF TERMS

## Guide to Reading and Understanding Your Laboratory Report

The information below is designed to better explain the various terms used in your report of analytical results from the Laboratory. This is not intended as a comprehensive explanation, and if you have additional questions please contact your project representative.

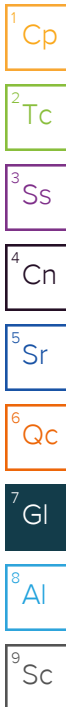
Results Disclaimer - Information that may be provided by the customer, and contained within this report, include Permit Limits, Project Name, Sample ID, Sample Matrix, Sample Preservation, Field Blanks, Field Spikes, Field Duplicates, On-Site Data, Sampling Collection Dates/Times, and Sampling Location. Results relate to the accuracy of this information provided, and as the samples are received.

### Abbreviations and Definitions

MDL	Method Detection Limit.
RDL	Reported Detection Limit.
Rec.	Recovery.
RPD	Relative Percent Difference.
SDG	Sample Delivery Group.
(S)	Surrogate (Surrogate Standard) - Analytes added to every blank, sample, Laboratory Control Sample/Duplicate and Matrix Spike/Duplicate; used to evaluate analytical efficiency by measuring recovery. Surrogates are not expected to be detected in all environmental media.
U	Not detected at the Reporting Limit (or MDL where applicable).
Analyte	The name of the particular compound or analysis performed. Some Analyses and Methods will have multiple analytes reported.
Dilution	If the sample matrix contains an interfering material, the sample preparation volume or weight values differ from the standard, or if concentrations of analytes in the sample are higher than the highest limit of concentration that the laboratory can accurately report, the sample may be diluted for analysis. If a value different than 1 is used in this field, the result reported has already been corrected for this factor.
Limits	These are the target % recovery ranges or % difference value that the laboratory has historically determined as normal for the method and analyte being reported. Successful QC Sample analysis will target all analytes recovered or duplicated within these ranges.
Original Sample	The non-spiked sample in the prep batch used to determine the Relative Percent Difference (RPD) from a quality control sample. The Original Sample may not be included within the reported SDG.
Qualifier	This column provides a letter and/or number designation that corresponds to additional information concerning the result reported. If a Qualifier is present, a definition per Qualifier is provided within the Glossary and Definitions page and potentially a discussion of possible implications of the Qualifier in the Case Narrative if applicable.
Result	The actual analytical final result (corrected for any sample specific characteristics) reported for your sample. If there was no measurable result returned for a specific analyte, the result in this column may state "ND" (Not Detected) or "BDL" (Below Detectable Levels). The information in the results column should always be accompanied by either an MDL (Method Detection Limit) or RDL (Reporting Detection Limit) that defines the lowest value that the laboratory could detect or report for this analyte.
Uncertainty (Radiochemistry)	Confidence level of 2 sigma.
Case Narrative (Cn)	A brief discussion about the included sample results, including a discussion of any non-conformances to protocol observed either at sample receipt by the laboratory from the field or during the analytical process. If present, there will be a section in the Case Narrative to discuss the meaning of any data qualifiers used in the report.
Quality Control Summary (Qc)	This section of the report includes the results of the laboratory quality control analyses required by procedure or analytical methods to assist in evaluating the validity of the results reported for your samples. These analyses are not being performed on your samples typically, but on laboratory generated material.
Sample Chain of Custody (Sc)	This is the document created in the field when your samples were initially collected. This is used to verify the time and date of collection, the person collecting the samples, and the analyses that the laboratory is requested to perform. This chain of custody also documents all persons (excluding commercial shippers) that have had control or possession of the samples from the time of collection until delivery to the laboratory for analysis.
Sample Results (Sr)	This section of your report will provide the results of all testing performed on your samples. These results are provided by sample ID and are separated by the analyses performed on each sample. The header line of each analysis section for each sample will provide the name and method number for the analysis reported.
Sample Summary (Ss)	This section of the Analytical Report defines the specific analyses performed for each sample ID, including the dates and times of preparation and/or analysis.

### Qualifier Description

B	The same analyte is found in the associated blank.
E	The analyte concentration exceeds the upper limit of the calibration range of the instrument established by the initial calibration (ICAL).
J	The identification of the analyte is acceptable; the reported value is an estimate.
J3	The associated batch QC was outside the established quality control range for precision.
J5	The sample matrix interfered with the ability to make any accurate determination; spike value is high.
J6	The sample matrix interfered with the ability to make any accurate determination; spike value is low.
T8	Sample(s) received past/too close to holding time expiration.



# ACCREDITATIONS & LOCATIONS

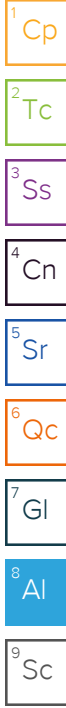
## Pace Analytical National 12065 Lebanon Rd Mount Juliet, TN 37122

Alabama	40660	Nebraska	NE-OS-15-05
Alaska	17-026	Nevada	TN000032021-1
Arizona	AZ0612	New Hampshire	2975
Arkansas	88-0469	New Jersey–NELAP	TN002
California	2932	New Mexico <sup>1</sup>	TN00003
Colorado	TN00003	New York	11742
Connecticut	PH-0197	North Carolina	Env375
Florida	E87487	North Carolina <sup>1</sup>	DW21704
Georgia	NELAP	North Carolina <sup>3</sup>	41
Georgia <sup>1</sup>	923	North Dakota	R-140
Idaho	TN00003	Ohio–VAP	CL0069
Illinois	200008	Oklahoma	9915
Indiana	C-TN-01	Oregon	TN200002
Iowa	364	Pennsylvania	68-02979
Kansas	E-10277	Rhode Island	LA000356
Kentucky <sup>1,6</sup>	KY90010	South Carolina	84004002
Kentucky <sup>2</sup>	16	South Dakota	n/a
Louisiana	AI30792	Tennessee <sup>1,4</sup>	2006
Louisiana	LA018	Texas	T104704245-20-18
Maine	TN00003	Texas <sup>5</sup>	LAB0152
Maryland	324	Utah	TN000032021-11
Massachusetts	M-TN003	Vermont	VT2006
Michigan	9958	Virginia	110033
Minnesota	047-999-395	Washington	C847
Mississippi	TN00003	West Virginia	233
Missouri	340	Wisconsin	998093910
Montana	CERT0086	Wyoming	A2LA
A2LA – ISO 17025	1461.01	AIHA-LAP,LLC EMLAP	100789
A2LA – ISO 17025 <sup>5</sup>	1461.02	DOD	1461.01
Canada	1461.01	USDA	P330-15-00234
EPA–Crypto	TN00003		

<sup>1</sup> Drinking Water <sup>2</sup> Underground Storage Tanks <sup>3</sup> Aquatic Toxicity <sup>4</sup> Chemical/Microbiological <sup>5</sup> Mold <sup>6</sup> Wastewater n/a Accreditation not applicable

\* Not all certifications held by the laboratory are applicable to the results reported in the attached report.

\* Accreditation is only applicable to the test methods specified on each scope of accreditation held by Pace Analytical.



**Caerus Oil and Gas**  
**143 Diamond Avenue**  
**Parachute, CO 81635**

Billing Information:  
**SAME AS LEFT**

Pres  
 Chk

Analysis / Container / Preservative

Chain of Custody Page \_\_\_ of \_\_\_



12065 Lebanon Rd  
 Mount Juliet, TN 37122  
 Phone: 615-758-5858  
 Phone: 800-767-5859  
 Fax: 615-758-5859



Report to:  
**Jake Janicek**

Email To:  
**jjanicek@qb-energy.com**

Project Description:  
**Corral Creek 4508 investigation**

City/State Collected:  
**Piceance Crk, CO**

Please Circle:  
 PT MI CT ET

Phone: **(970) 778-2314**

Client Project #

Lab Project #

Collected by (print):  
**Alex Fenske**

Site/Facility ID #  
**Corral Creek 4508**

P.O. #

Collected by (signature):  
 Immediately Packed on Ice N \_\_\_ Y X

**Rush?** (Lab MUST Be Notified)  
 \_\_\_ Same Day \_\_\_ Five Day  
 \_\_\_ Next Day \_\_\_ 5 Day (Rad Only)  
 \_\_\_ Two Day \_\_\_ 10 Day (Rad Only)  
 \_\_\_ Three Day

Quote #  
 Date Results Needed  
Standard TAT

No. of Cntrs

Sample ID	Comp/Grab	Matrix*	Depth	Date	Time	No. of Cntrs
20241017-M29 199-(SB01)01	Grab	SS	1	10/17/24	9:55	4
20241017-M29 199-(SB01)05			5		10:28	
20241017-M29 199-(SB01)010			10		10:51	
20241017-M29 199-(SB01)020			20		12:03	
20241017-M29 199-(SB01)030			30		13:26	
20241017-M29 199-(SB01)040			40		14:58	
20241017-M29 199-(SB01)050			50		16:06	
<b>ALY Leosha 10/17/24</b>						

ECME Table 915-1

EC, pH, SAR

Arsenic, Boron

872

SDG # **1790997**

**A243**

Acctnum:  
 Template:  
 Prelogin:  
 PM:  
 PB:

Shipped Via:  
 Remarks Sample # (lab only)

\* Matrix:  
 SS - Soil AIR - Air F - Filter  
 GW - Groundwater B - Bioassay  
 WW - WasteWater  
 DW - Drinking Water  
 OT - Other

Remarks:  
 Samples returned via:  
 \_\_\_ UPS \_\_\_ FedEx \_\_\_ Courier

pH \_\_\_\_\_ Temp \_\_\_\_\_  
 Flow \_\_\_\_\_ Other \_\_\_\_\_  
 Tracking # **7315 3203 0364**

**Sample Receipt Checklist**  
 COC Seal Present/Intact: Y N  
 COC Signed/Accurate: Y N  
 Bottles arrive intact: Y N  
 Correct bottles used: Y N  
 Sufficient volume sent: Y N  
 If Applicable  
 VOA Zero Headspace: Y N  
 Preservation Correct/Checked: Y N  
 RAD Screen <0.5 mR/hr: Y N

Relinquished by: (Signature)  
**Alex Fenske**  
 Relinquished by: (Signature)  
**[Signature]**  
 Relinquished by: (Signature)

Date:  
**10/18/24**  
**10/18/24**

Time:  
**1300**  
**1500**

Received by: (Signature)  
**[Signature]**  
 Received by: (Signature)  
**[Signature]**  
 Received for lab by: (Signature)  
**[Signature]**

Trip Blank Received: Yes/No  
 HCL/MeOH  
 TBR  
 Temp: °C  
**1.02 3.13**  
 Date: **10-19-24** Time: **9:00**

If preservation required by Login: Date/Time  
 Hold:  
 Condition:  
**NCF / OK**