

**QB Energy**

Sample Delivery Group: L1790509  
Samples Received: 10/18/2024  
Project Number:  
Description: Corral Creek 4508 Facility Decommissioning  
Site: CORRAL CREEK 4508  
Report To: Jake J. / Brett M. / Blair R. / Andy V.  
143 Diamond Avenue  
Parachute, CO 81635

Entire Report Reviewed By:



Chris Ward  
Project Manager

Results relate only to the items tested or calibrated and are reported as rounded values. This test report shall not be reproduced, except in full, without written approval of the laboratory. Where applicable, sampling conducted by Pace Analytical National is performed per guidance provided in laboratory standard operating procedures ENV-SOP-MTJL-0067 and ENV-SOP-MTJL-0068. Where sampling conducted by the customer, results relate to the accuracy of the information provided, and as the samples are received.

**Pace Analytical National**

12065 Lebanon Rd Mount Juliet, TN 37122 615-758-5858 800-767-5859 mydata.pacelabs.com

# TABLE OF CONTENTS

<b>Cp: Cover Page</b>	<b>1</b>
<b>Tc: Table of Contents</b>	<b>2</b>
<b>Ss: Sample Summary</b>	<b>3</b>
<b>Cn: Case Narrative</b>	<b>5</b>
<b>Sr: Sample Results</b>	<b>6</b>
20241017-M29 199-(WH-BASE) @ 12 L1790509-01	<b>6</b>
20241017-M29 199-(WH-SW02) @ 12 L1790509-02	<b>8</b>
20241017-M29 199-(WH-WW02) @ 12 L1790509-03	<b>10</b>
20241017-M29 199-(WH-NW02) @ 12 L1790509-04	<b>12</b>
20241017-M29 199-(WH-STOCK L1790509-05	<b>14</b>
<b>Qc: Quality Control Summary</b>	<b>16</b>
Wet Chemistry by Method 7199	<b>16</b>
Wet Chemistry by Method 9045D	<b>17</b>
Wet Chemistry by Method 9050AMod	<b>19</b>
Metals (ICP) by Method 6010B-NE493 Ch 2	<b>21</b>
Metals (ICPMS) by Method 6020	<b>23</b>
Volatile Organic Compounds (GC) by Method 8015D/GRO	<b>25</b>
Volatile Organic Compounds (GC/MS) by Method 8260B	<b>26</b>
Semi-Volatile Organic Compounds (GC) by Method 8015M	<b>27</b>
Semi Volatile Organic Compounds (GC/MS) by Method 8270C-SIM	<b>28</b>
<b>Gl: Glossary of Terms</b>	<b>30</b>
<b>Al: Accreditations &amp; Locations</b>	<b>31</b>
<b>Sc: Sample Chain of Custody</b>	<b>32</b>



# SAMPLE SUMMARY

## 20241017-M29 199-(WH-BASE) @ 12 L1790509-01 Solid

Collected by Trevor Lakin      Collected date/time 10/17/24 12:54      Received date/time 10/18/24 09:00

Method	Batch	Dilution	Preparation date/time	Analysis date/time	Analyst	Location
Calculated Results	WG2387261	1	10/27/24 19:47	10/27/24 19:47	MAP	Mt. Juliet, TN
Wet Chemistry by Method 7199	WG2386136	1	10/27/24 15:24	10/28/24 08:47	EKB	Mt. Juliet, TN
Wet Chemistry by Method 9045D	WG2390677	1	10/28/24 07:15	10/28/24 09:00	BRT	Mt. Juliet, TN
Wet Chemistry by Method 9050AMod	WG2390668	1	10/28/24 06:40	10/28/24 10:11	KA	Mt. Juliet, TN
Metals (ICP) by Method 6010B-NE493 Ch 2	WG2387267	1	10/25/24 21:47	10/26/24 14:11	JTM	Mt. Juliet, TN
Metals (ICPMS) by Method 6020	WG2385398	5	10/23/24 08:27	10/23/24 13:42	JPD	Mt. Juliet, TN
Volatile Organic Compounds (GC) by Method 8015D/GRO	WG2388193	1	10/21/24 10:57	10/24/24 02:12	DWR	Mt. Juliet, TN
Volatile Organic Compounds (GC/MS) by Method 8260B	WG2389164	1	10/21/24 10:57	10/26/24 12:46	DWR	Mt. Juliet, TN
Semi-Volatile Organic Compounds (GC) by Method 8015M	WG2389854	1	10/26/24 09:45	10/27/24 05:53	JDG	Mt. Juliet, TN
Semi Volatile Organic Compounds (GC/MS) by Method 8270C-SIM	WG2390074	1	10/26/24 15:11	10/29/24 11:10	HLA	Mt. Juliet, TN



## 20241017-M29 199-(WH-SW02) @ 12 L1790509-02 Solid

Collected by Trevor Lakin      Collected date/time 10/17/24 12:56      Received date/time 10/18/24 09:00

Method	Batch	Dilution	Preparation date/time	Analysis date/time	Analyst	Location
Calculated Results	WG2387261	1	10/27/24 19:48	10/27/24 19:48	MAP	Mt. Juliet, TN
Wet Chemistry by Method 7199	WG2386136	1	10/27/24 15:24	10/28/24 08:54	EKB	Mt. Juliet, TN
Wet Chemistry by Method 9045D	WG2390677	1	10/28/24 07:15	10/28/24 09:00	BRT	Mt. Juliet, TN
Wet Chemistry by Method 9050AMod	WG2390668	1	10/28/24 06:40	10/28/24 10:11	KA	Mt. Juliet, TN
Metals (ICP) by Method 6010B-NE493 Ch 2	WG2387267	1	10/25/24 21:47	10/26/24 14:12	JTM	Mt. Juliet, TN
Metals (ICPMS) by Method 6020	WG2385398	5	10/23/24 08:27	10/23/24 13:45	JPD	Mt. Juliet, TN
Volatile Organic Compounds (GC) by Method 8015D/GRO	WG2388193	1	10/21/24 10:57	10/24/24 02:31	DWR	Mt. Juliet, TN
Volatile Organic Compounds (GC/MS) by Method 8260B	WG2389164	1	10/21/24 10:57	10/26/24 13:06	DWR	Mt. Juliet, TN
Semi-Volatile Organic Compounds (GC) by Method 8015M	WG2389854	1	10/26/24 09:45	10/27/24 04:35	JDG	Mt. Juliet, TN
Semi Volatile Organic Compounds (GC/MS) by Method 8270C-SIM	WG2390074	1	10/26/24 15:11	10/29/24 11:27	HLA	Mt. Juliet, TN

## 20241017-M29 199-(WH-WW02) @ 12 L1790509-03 Solid

Collected by Trevor Lakin      Collected date/time 10/17/24 12:57      Received date/time 10/18/24 09:00

Method	Batch	Dilution	Preparation date/time	Analysis date/time	Analyst	Location
Calculated Results	WG2387261	1	10/27/24 19:59	10/27/24 19:59	MAP	Mt. Juliet, TN
Wet Chemistry by Method 7199	WG2386136	1	10/27/24 15:24	10/28/24 09:00	EKB	Mt. Juliet, TN
Wet Chemistry by Method 9045D	WG2390677	1	10/28/24 07:15	10/28/24 09:00	BRT	Mt. Juliet, TN
Wet Chemistry by Method 9050AMod	WG2390668	1	10/28/24 06:40	10/28/24 10:11	KA	Mt. Juliet, TN
Metals (ICP) by Method 6010B-NE493 Ch 2	WG2387267	1	10/25/24 21:47	10/26/24 14:14	JTM	Mt. Juliet, TN
Metals (ICPMS) by Method 6020	WG2385398	5	10/23/24 08:27	10/23/24 13:48	JPD	Mt. Juliet, TN
Volatile Organic Compounds (GC) by Method 8015D/GRO	WG2388193	1	10/21/24 10:57	10/24/24 02:50	DWR	Mt. Juliet, TN
Volatile Organic Compounds (GC/MS) by Method 8260B	WG2389164	1	10/21/24 10:57	10/26/24 13:26	DWR	Mt. Juliet, TN
Semi-Volatile Organic Compounds (GC) by Method 8015M	WG2389854	1	10/26/24 09:45	10/27/24 05:27	JDG	Mt. Juliet, TN
Semi Volatile Organic Compounds (GC/MS) by Method 8270C-SIM	WG2390074	1	10/26/24 15:11	10/29/24 11:45	HLA	Mt. Juliet, TN

## 20241017-M29 199-(WH-NW02) @ 12 L1790509-04 Solid

Collected by Trevor Lakin      Collected date/time 10/17/24 13:00      Received date/time 10/18/24 09:00

Method	Batch	Dilution	Preparation date/time	Analysis date/time	Analyst	Location
Calculated Results	WG2387261	1	10/27/24 20:01	10/27/24 20:01	MAP	Mt. Juliet, TN
Wet Chemistry by Method 7199	WG2386136	1	10/27/24 15:24	10/28/24 09:06	EKB	Mt. Juliet, TN
Wet Chemistry by Method 9045D	WG2390677	1	10/28/24 07:15	10/28/24 09:00	BRT	Mt. Juliet, TN
Wet Chemistry by Method 9050AMod	WG2390668	1	10/28/24 06:40	10/28/24 10:11	KA	Mt. Juliet, TN
Metals (ICP) by Method 6010B-NE493 Ch 2	WG2387267	1	10/25/24 21:47	10/26/24 14:16	JTM	Mt. Juliet, TN
Metals (ICPMS) by Method 6020	WG2385929	5	10/23/24 22:03	10/24/24 12:58	JPD	Mt. Juliet, TN
Volatile Organic Compounds (GC) by Method 8015D/GRO	WG2388193	1	10/21/24 10:57	10/24/24 03:12	DWR	Mt. Juliet, TN
Volatile Organic Compounds (GC/MS) by Method 8260B	WG2389164	1	10/21/24 10:57	10/26/24 13:45	DWR	Mt. Juliet, TN

# SAMPLE SUMMARY

## 20241017-M29 199-(WH-NW02) @ 12 L1790509-04 Solid

Collected by Trevor Lakin      Collected date/time 10/17/24 13:00      Received date/time 10/18/24 09:00

Method	Batch	Dilution	Preparation date/time	Analysis date/time	Analyst	Location
Semi-Volatile Organic Compounds (GC) by Method 8015M	WG2389854	1	10/26/24 09:45	10/27/24 03:44	JDG	Mt. Juliet, TN
Semi Volatile Organic Compounds (GC/MS) by Method 8270C-SIM	WG2390074	1	10/26/24 15:11	10/29/24 12:02	HLA	Mt. Juliet, TN

<sup>1</sup>Cp

<sup>2</sup>Tc

<sup>3</sup>Ss

## 20241017-M29 199-(WH-STOCK L1790509-05 Solid

Collected by Trevor Lakin      Collected date/time 10/17/24 13:04      Received date/time 10/18/24 09:00

Method	Batch	Dilution	Preparation date/time	Analysis date/time	Analyst	Location
Calculated Results	WG2387259	1	10/27/24 15:50	10/27/24 15:50	MAP	Mt. Juliet, TN
Wet Chemistry by Method 7199	WG2386136	1	10/27/24 15:24	10/28/24 09:12	EKB	Mt. Juliet, TN
Wet Chemistry by Method 9045D	WG2391529	1	10/29/24 14:07	10/29/24 14:39	BJM	Mt. Juliet, TN
Wet Chemistry by Method 9050AMod	WG2390537	1	10/27/24 16:18	10/28/24 08:08	KA	Mt. Juliet, TN
Metals (ICP) by Method 6010B-NE493 Ch 2	WG2387264	1	10/25/24 21:44	10/26/24 13:17	JTM	Mt. Juliet, TN
Metals (ICPMS) by Method 6020	WG2385398	5	10/23/24 08:27	10/23/24 12:36	JPD	Mt. Juliet, TN
Volatile Organic Compounds (GC) by Method 8015D/GRO	WG2388193	1	10/21/24 10:57	10/24/24 03:31	DWR	Mt. Juliet, TN
Volatile Organic Compounds (GC/MS) by Method 8260B	WG2389164	1	10/21/24 10:57	10/26/24 14:06	DWR	Mt. Juliet, TN
Semi-Volatile Organic Compounds (GC) by Method 8015M	WG2389854	1	10/26/24 09:45	10/27/24 05:14	JDG	Mt. Juliet, TN
Semi-Volatile Organic Compounds (GC) by Method 8015M	WG2389854	5	10/26/24 09:45	10/28/24 17:34	JDG	Mt. Juliet, TN
Semi Volatile Organic Compounds (GC/MS) by Method 8270C-SIM	WG2390074	1	10/26/24 15:11	10/29/24 12:20	HLA	Mt. Juliet, TN

<sup>4</sup>Cn

<sup>5</sup>Sr

<sup>6</sup>Qc

<sup>7</sup>Gl

<sup>8</sup>Al

<sup>9</sup>Sc

# CASE NARRATIVE

All sample aliquots were received at the correct temperature, in the proper containers, with the appropriate preservatives, and within method specified holding times, unless qualified or notated within the report. Where applicable, all MDL (LOD) and RDL (LOQ) values reported for environmental samples have been corrected for the dilution factor used in the analysis. All Method and Batch Quality Control are within established criteria except where addressed in this case narrative, a non-conformance form or properly qualified within the sample results. By my digital signature below, I affirm to the best of my knowledge, all problems/anomalies observed by the laboratory as having the potential to affect the quality of the data have been identified by the laboratory, and no information or data have been knowingly withheld that would affect the quality of the data.



Chris Ward  
Project Manager

<sup>1</sup> Cp

<sup>2</sup> Tc

<sup>3</sup> Ss

<sup>4</sup> Cn

<sup>5</sup> Sr

<sup>6</sup> Qc

<sup>7</sup> Gl

<sup>8</sup> Al

<sup>9</sup> Sc

Calculated Results

Analyte	Result	Qualifier	Dilution	Analysis date / time	Batch
Sodium Adsorption Ratio	1.95		1	10/27/2024 19:47	WG2387261

Wet Chemistry by Method 7199

Analyte	Result mg/kg	Qualifier	MDL mg/kg	RDL mg/kg	Dilution	Analysis date / time	Batch
Hexavalent Chromium	0.277	<u>BJ</u>	0.255	1.00	1	10/28/2024 08:47	<a href="#">WG2386136</a>

Wet Chemistry by Method 9045D

Analyte	Result	Qualifier	Dilution	Analysis date / time	Batch
pH	7.94	<u>T8</u>	1	10/28/2024 09:00	<a href="#">WG2390677</a>

Sample Narrative:

L1790509-01 WG2390677: 7.94 at 20.2C

Wet Chemistry by Method 9050AMod

Analyte	Result	Units	Qualifier	RDL	Dilution	Analysis date / time	Batch
Specific Conductance	465	umhos/cm		10.0	1	10/28/2024 10:11	<a href="#">WG2390668</a>

Sample Narrative:

L1790509-01 WG2390668: at 25C

Metals (ICP) by Method 6010B-NE493 Ch 2

Analyte	Result mg/l	Qualifier	MDL mg/l	RDL mg/l	Dilution	Analysis date / time	Batch
Hot Water Sol. Boron	0.0593	<u>J</u>	0.0167	0.200	1	10/26/2024 14:11	<a href="#">WG2387267</a>

Metals (ICPMS) by Method 6020

Analyte	Result mg/kg	Qualifier	MDL mg/kg	RDL mg/kg	Dilution	Analysis date / time	Batch
Arsenic	3.19		0.100	1.00	5	10/23/2024 13:42	<a href="#">WG2385398</a>
Barium	234		0.152	2.50	5	10/23/2024 13:42	<a href="#">WG2385398</a>
Cadmium	0.118	<u>J</u>	0.0855	1.00	5	10/23/2024 13:42	<a href="#">WG2385398</a>
Copper	6.91		0.132	5.00	5	10/23/2024 13:42	<a href="#">WG2385398</a>
Lead	12.5		0.0990	2.00	5	10/23/2024 13:42	<a href="#">WG2385398</a>
Nickel	14.2		0.197	2.50	5	10/23/2024 13:42	<a href="#">WG2385398</a>
Selenium	0.304	<u>J</u>	0.180	2.50	5	10/23/2024 13:42	<a href="#">WG2385398</a>
Silver	U		0.0865	0.500	5	10/23/2024 13:42	<a href="#">WG2385398</a>
Zinc	40.3		0.740	25.0	5	10/23/2024 13:42	<a href="#">WG2385398</a>

Volatile Organic Compounds (GC) by Method 8015D/GRO

Analyte	Result mg/kg	Qualifier	MDL mg/kg	RDL mg/kg	Dilution	Analysis date / time	Batch
TPH (GC/FID) Low Fraction	U		0.0217	0.100	1	10/24/2024 02:12	<a href="#">WG2388193</a>
(S) a,a,a-Trifluorotoluene(FID)	90.8			77.0-120		10/24/2024 02:12	<a href="#">WG2388193</a>

1 Cp

2 Tc

3 Ss

4 Cn

5 Sr

6 Qc

7 Gl

8 Al

9 Sc

Volatile Organic Compounds (GC/MS) by Method 8260B

Analyte	Result mg/kg	Qualifier	MDL mg/kg	RDL mg/kg	Dilution	Analysis date / time	Batch
Benzene	U		0.000467	0.00100	1	10/26/2024 12:46	<a href="#">WG2389164</a>
Toluene	U		0.00130	0.00500	1	10/26/2024 12:46	<a href="#">WG2389164</a>
Ethylbenzene	U		0.000737	0.00250	1	10/26/2024 12:46	<a href="#">WG2389164</a>
Xylenes, Total	U		0.000880	0.00650	1	10/26/2024 12:46	<a href="#">WG2389164</a>
1,2,4-Trimethylbenzene	U		0.00158	0.00500	1	10/26/2024 12:46	<a href="#">WG2389164</a>
1,3,5-Trimethylbenzene	U		0.00200	0.00500	1	10/26/2024 12:46	<a href="#">WG2389164</a>
(S) Toluene-d8	94.0			75.0-131		10/26/2024 12:46	<a href="#">WG2389164</a>
(S) 4-Bromofluorobenzene	97.3			67.0-138		10/26/2024 12:46	<a href="#">WG2389164</a>
(S) 1,2-Dichloroethane-d4	88.4			70.0-130		10/26/2024 12:46	<a href="#">WG2389164</a>

Semi-Volatile Organic Compounds (GC) by Method 8015M

Analyte	Result mg/kg	Qualifier	MDL mg/kg	RDL mg/kg	Dilution	Analysis date / time	Batch
C10-C28 Diesel Range	10.8		1.61	4.00	1	10/27/2024 05:53	<a href="#">WG2389854</a>
C28-C36 Motor Oil Range	9.66		0.274	4.00	1	10/27/2024 05:53	<a href="#">WG2389854</a>
(S) o-Terphenyl	50.5			18.0-148		10/27/2024 05:53	<a href="#">WG2389854</a>

Semi Volatile Organic Compounds (GC/MS) by Method 8270C-SIM

Analyte	Result mg/kg	Qualifier	MDL mg/kg	RDL mg/kg	Dilution	Analysis date / time	Batch
Acenaphthene	U		0.00209	0.00600	1	10/29/2024 11:10	<a href="#">WG2390074</a>
Anthracene	U		0.00230	0.00600	1	10/29/2024 11:10	<a href="#">WG2390074</a>
Benzo(a)anthracene	U		0.00173	0.00600	1	10/29/2024 11:10	<a href="#">WG2390074</a>
Benzo(b)fluoranthene	U		0.00153	0.00600	1	10/29/2024 11:10	<a href="#">WG2390074</a>
Benzo(k)fluoranthene	U		0.00215	0.00600	1	10/29/2024 11:10	<a href="#">WG2390074</a>
Benzo(a)pyrene	U		0.00179	0.00600	1	10/29/2024 11:10	<a href="#">WG2390074</a>
Chrysene	U		0.00232	0.00600	1	10/29/2024 11:10	<a href="#">WG2390074</a>
Dibenz(a,h)anthracene	U		0.00172	0.00600	1	10/29/2024 11:10	<a href="#">WG2390074</a>
Fluoranthene	U		0.00227	0.00600	1	10/29/2024 11:10	<a href="#">WG2390074</a>
Fluorene	0.00246	U	0.00205	0.00600	1	10/29/2024 11:10	<a href="#">WG2390074</a>
Indeno(1,2,3-cd)pyrene	U		0.00181	0.00600	1	10/29/2024 11:10	<a href="#">WG2390074</a>
1-Methylnaphthalene	0.0113	U	0.00449	0.0200	1	10/29/2024 11:10	<a href="#">WG2390074</a>
2-Methylnaphthalene	0.0162	U	0.00427	0.0200	1	10/29/2024 11:10	<a href="#">WG2390074</a>
Naphthalene	U		0.00408	0.0200	1	10/29/2024 11:10	<a href="#">WG2390074</a>
Pyrene	U		0.00200	0.00600	1	10/29/2024 11:10	<a href="#">WG2390074</a>
(S) p-Terphenyl-d14	76.3			23.0-120		10/29/2024 11:10	<a href="#">WG2390074</a>
(S) Nitrobenzene-d5	74.5			14.0-149		10/29/2024 11:10	<a href="#">WG2390074</a>
(S) 2-Fluorobiphenyl	74.0			34.0-125		10/29/2024 11:10	<a href="#">WG2390074</a>

1 Cp

2 Tc

3 Ss

4 Cn

5 Sr

6 Qc

7 Gl

8 Al

9 Sc

Calculated Results

Analyte	Result	Qualifier	Dilution	Analysis date / time	Batch
Sodium Adsorption Ratio	4.57		1	10/27/2024 19:48	WG2387261

Wet Chemistry by Method 7199

Analyte	Result mg/kg	Qualifier	MDL mg/kg	RDL mg/kg	Dilution	Analysis date / time	Batch
Hexavalent Chromium	U		0.255	1.00	1	10/28/2024 08:54	<a href="#">WG2386136</a>

Wet Chemistry by Method 9045D

Analyte	Result	Qualifier	Dilution	Analysis date / time	Batch
pH	8.36	<u>T8</u>	1	10/28/2024 09:00	<a href="#">WG2390677</a>

Sample Narrative:

L1790509-02 WG2390677: 8.36 at 20.4C

Wet Chemistry by Method 9050AMod

Analyte	Result	Units	Qualifier	RDL	Dilution	Analysis date / time	Batch
Specific Conductance	376	umhos/cm		10.0	1	10/28/2024 10:11	<a href="#">WG2390668</a>

Sample Narrative:

L1790509-02 WG2390668: at 25C

Metals (ICP) by Method 6010B-NE493 Ch 2

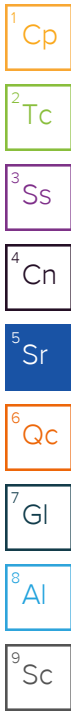
Analyte	Result mg/l	Qualifier	MDL mg/l	RDL mg/l	Dilution	Analysis date / time	Batch
Hot Water Sol. Boron	0.183	<u>J</u>	0.0167	0.200	1	10/26/2024 14:12	<a href="#">WG2387267</a>

Metals (ICPMS) by Method 6020

Analyte	Result mg/kg	Qualifier	MDL mg/kg	RDL mg/kg	Dilution	Analysis date / time	Batch
Arsenic	1.78		0.100	1.00	5	10/23/2024 13:45	<a href="#">WG2385398</a>
Barium	361		0.152	2.50	5	10/23/2024 13:45	<a href="#">WG2385398</a>
Cadmium	U		0.0855	1.00	5	10/23/2024 13:45	<a href="#">WG2385398</a>
Copper	4.29	<u>J</u>	0.132	5.00	5	10/23/2024 13:45	<a href="#">WG2385398</a>
Lead	7.85		0.0990	2.00	5	10/23/2024 13:45	<a href="#">WG2385398</a>
Nickel	6.08		0.197	2.50	5	10/23/2024 13:45	<a href="#">WG2385398</a>
Selenium	0.302	<u>J</u>	0.180	2.50	5	10/23/2024 13:45	<a href="#">WG2385398</a>
Silver	U		0.0865	0.500	5	10/23/2024 13:45	<a href="#">WG2385398</a>
Zinc	22.3	<u>J</u>	0.740	25.0	5	10/23/2024 13:45	<a href="#">WG2385398</a>

Volatile Organic Compounds (GC) by Method 8015D/GRO

Analyte	Result mg/kg	Qualifier	MDL mg/kg	RDL mg/kg	Dilution	Analysis date / time	Batch
TPH (GC/FID) Low Fraction	0.0334	<u>J</u>	0.0217	0.100	1	10/24/2024 02:31	<a href="#">WG2388193</a>
(S) a,a,a-Trifluorotoluene(FID)	93.6			77.0-120		10/24/2024 02:31	<a href="#">WG2388193</a>



## Volatile Organic Compounds (GC/MS) by Method 8260B

Analyte	Result mg/kg	Qualifier	MDL mg/kg	RDL mg/kg	Dilution	Analysis date / time	Batch
Benzene	U		0.000467	0.00100	1	10/26/2024 13:06	<a href="#">WG2389164</a>
Toluene	0.00155	J	0.00130	0.00500	1	10/26/2024 13:06	<a href="#">WG2389164</a>
Ethylbenzene	U		0.000737	0.00250	1	10/26/2024 13:06	<a href="#">WG2389164</a>
Xylenes, Total	U		0.000880	0.00650	1	10/26/2024 13:06	<a href="#">WG2389164</a>
1,2,4-Trimethylbenzene	U		0.00158	0.00500	1	10/26/2024 13:06	<a href="#">WG2389164</a>
1,3,5-Trimethylbenzene	U		0.00200	0.00500	1	10/26/2024 13:06	<a href="#">WG2389164</a>
(S) Toluene-d8	90.3			75.0-131		10/26/2024 13:06	<a href="#">WG2389164</a>
(S) 4-Bromofluorobenzene	110			67.0-138		10/26/2024 13:06	<a href="#">WG2389164</a>
(S) 1,2-Dichloroethane-d4	97.0			70.0-130		10/26/2024 13:06	<a href="#">WG2389164</a>

## Semi-Volatile Organic Compounds (GC) by Method 8015M

Analyte	Result mg/kg	Qualifier	MDL mg/kg	RDL mg/kg	Dilution	Analysis date / time	Batch
C10-C28 Diesel Range	4.87		1.61	4.00	1	10/27/2024 04:35	<a href="#">WG2389854</a>
C28-C36 Motor Oil Range	11.5		0.274	4.00	1	10/27/2024 04:35	<a href="#">WG2389854</a>
(S) o-Terphenyl	48.1			18.0-148		10/27/2024 04:35	<a href="#">WG2389854</a>

## Semi Volatile Organic Compounds (GC/MS) by Method 8270C-SIM

Analyte	Result mg/kg	Qualifier	MDL mg/kg	RDL mg/kg	Dilution	Analysis date / time	Batch
Acenaphthene	U		0.00209	0.00600	1	10/29/2024 11:27	<a href="#">WG2390074</a>
Anthracene	U		0.00230	0.00600	1	10/29/2024 11:27	<a href="#">WG2390074</a>
Benzo(a)anthracene	U		0.00173	0.00600	1	10/29/2024 11:27	<a href="#">WG2390074</a>
Benzo(b)fluoranthene	U		0.00153	0.00600	1	10/29/2024 11:27	<a href="#">WG2390074</a>
Benzo(k)fluoranthene	U		0.00215	0.00600	1	10/29/2024 11:27	<a href="#">WG2390074</a>
Benzo(a)pyrene	U		0.00179	0.00600	1	10/29/2024 11:27	<a href="#">WG2390074</a>
Chrysene	U		0.00232	0.00600	1	10/29/2024 11:27	<a href="#">WG2390074</a>
Dibenz(a,h)anthracene	U		0.00172	0.00600	1	10/29/2024 11:27	<a href="#">WG2390074</a>
Fluoranthene	U		0.00227	0.00600	1	10/29/2024 11:27	<a href="#">WG2390074</a>
Fluorene	U		0.00205	0.00600	1	10/29/2024 11:27	<a href="#">WG2390074</a>
Indeno(1,2,3-cd)pyrene	U		0.00181	0.00600	1	10/29/2024 11:27	<a href="#">WG2390074</a>
1-Methylnaphthalene	U		0.00449	0.0200	1	10/29/2024 11:27	<a href="#">WG2390074</a>
2-Methylnaphthalene	U		0.00427	0.0200	1	10/29/2024 11:27	<a href="#">WG2390074</a>
Naphthalene	U		0.00408	0.0200	1	10/29/2024 11:27	<a href="#">WG2390074</a>
Pyrene	U		0.00200	0.00600	1	10/29/2024 11:27	<a href="#">WG2390074</a>
(S) p-Terphenyl-d14	71.0			23.0-120		10/29/2024 11:27	<a href="#">WG2390074</a>
(S) Nitrobenzene-d5	70.6			14.0-149		10/29/2024 11:27	<a href="#">WG2390074</a>
(S) 2-Fluorobiphenyl	72.7			34.0-125		10/29/2024 11:27	<a href="#">WG2390074</a>

1 Cp

2 Tc

3 Ss

4 Cn

5 Sr

6 Qc

7 Gl

8 Al

9 Sc

Calculated Results

Analyte	Result	Qualifier	Dilution	Analysis date / time	Batch
Sodium Adsorption Ratio	4.00		1	10/27/2024 19:59	WG2387261

Wet Chemistry by Method 7199

Analyte	Result mg/kg	Qualifier	MDL mg/kg	RDL mg/kg	Dilution	Analysis date / time	Batch
Hexavalent Chromium	0.506	<u>BJ</u>	0.255	1.00	1	10/28/2024 09:00	<a href="#">WG2386136</a>

Wet Chemistry by Method 9045D

Analyte	Result	Qualifier	Dilution	Analysis date / time	Batch
pH	8.33	<u>T8</u>	1	10/28/2024 09:00	<a href="#">WG2390677</a>

Sample Narrative:

L1790509-03 WG2390677: 8.33 at 20.2C

Wet Chemistry by Method 9050AMod

Analyte	Result	Units	Qualifier	RDL	Dilution	Analysis date / time	Batch
Specific Conductance	345	umhos/cm		10.0	1	10/28/2024 10:11	<a href="#">WG2390668</a>

Sample Narrative:

L1790509-03 WG2390668: at 25C

Metals (ICP) by Method 6010B-NE493 Ch 2

Analyte	Result mg/l	Qualifier	MDL mg/l	RDL mg/l	Dilution	Analysis date / time	Batch
Hot Water Sol. Boron	0.168	<u>J</u>	0.0167	0.200	1	10/26/2024 14:14	<a href="#">WG2387267</a>

Metals (ICPMS) by Method 6020

Analyte	Result mg/kg	Qualifier	MDL mg/kg	RDL mg/kg	Dilution	Analysis date / time	Batch
Arsenic	7.56		0.100	1.00	5	10/23/2024 13:48	<a href="#">WG2385398</a>
Barium	1020		0.152	2.50	5	10/23/2024 13:48	<a href="#">WG2385398</a>
Cadmium	0.299	<u>J</u>	0.0855	1.00	5	10/23/2024 13:48	<a href="#">WG2385398</a>
Copper	12.2		0.132	5.00	5	10/23/2024 13:48	<a href="#">WG2385398</a>
Lead	33.3		0.0990	2.00	5	10/23/2024 13:48	<a href="#">WG2385398</a>
Nickel	18.8		0.197	2.50	5	10/23/2024 13:48	<a href="#">WG2385398</a>
Selenium	0.415	<u>J</u>	0.180	2.50	5	10/23/2024 13:48	<a href="#">WG2385398</a>
Silver	U		0.0865	0.500	5	10/23/2024 13:48	<a href="#">WG2385398</a>
Zinc	69.3		0.740	25.0	5	10/23/2024 13:48	<a href="#">WG2385398</a>

Volatile Organic Compounds (GC) by Method 8015D/GRO

Analyte	Result mg/kg	Qualifier	MDL mg/kg	RDL mg/kg	Dilution	Analysis date / time	Batch
TPH (GC/FID) Low Fraction	0.0361	<u>J</u>	0.0217	0.100	1	10/24/2024 02:50	<a href="#">WG2388193</a>
(S) a,a,a-Trifluorotoluene(FID)	92.3			77.0-120		10/24/2024 02:50	<a href="#">WG2388193</a>



## Volatile Organic Compounds (GC/MS) by Method 8260B

Analyte	Result mg/kg	Qualifier	MDL mg/kg	RDL mg/kg	Dilution	Analysis date / time	Batch
Benzene	U		0.000467	0.00100	1	10/26/2024 13:26	<a href="#">WG2389164</a>
Toluene	0.00170	U	0.00130	0.00500	1	10/26/2024 13:26	<a href="#">WG2389164</a>
Ethylbenzene	U		0.000737	0.00250	1	10/26/2024 13:26	<a href="#">WG2389164</a>
Xylenes, Total	U		0.000880	0.00650	1	10/26/2024 13:26	<a href="#">WG2389164</a>
1,2,4-Trimethylbenzene	U		0.00158	0.00500	1	10/26/2024 13:26	<a href="#">WG2389164</a>
1,3,5-Trimethylbenzene	U		0.00200	0.00500	1	10/26/2024 13:26	<a href="#">WG2389164</a>
(S) Toluene-d8	99.6			75.0-131		10/26/2024 13:26	<a href="#">WG2389164</a>
(S) 4-Bromofluorobenzene	107			67.0-138		10/26/2024 13:26	<a href="#">WG2389164</a>
(S) 1,2-Dichloroethane-d4	89.3			70.0-130		10/26/2024 13:26	<a href="#">WG2389164</a>

## Semi-Volatile Organic Compounds (GC) by Method 8015M

Analyte	Result mg/kg	Qualifier	MDL mg/kg	RDL mg/kg	Dilution	Analysis date / time	Batch
C10-C28 Diesel Range	37.3		1.61	4.00	1	10/27/2024 05:27	<a href="#">WG2389854</a>
C28-C36 Motor Oil Range	88.0		0.274	4.00	1	10/27/2024 05:27	<a href="#">WG2389854</a>
(S) o-Terphenyl	51.9			18.0-148		10/27/2024 05:27	<a href="#">WG2389854</a>

## Semi Volatile Organic Compounds (GC/MS) by Method 8270C-SIM

Analyte	Result mg/kg	Qualifier	MDL mg/kg	RDL mg/kg	Dilution	Analysis date / time	Batch
Acenaphthene	0.00551	U	0.00209	0.00600	1	10/29/2024 11:45	<a href="#">WG2390074</a>
Anthracene	0.00341	U	0.00230	0.00600	1	10/29/2024 11:45	<a href="#">WG2390074</a>
Benzo(a)anthracene	0.0359		0.00173	0.00600	1	10/29/2024 11:45	<a href="#">WG2390074</a>
Benzo(b)fluoranthene	0.0341		0.00153	0.00600	1	10/29/2024 11:45	<a href="#">WG2390074</a>
Benzo(k)fluoranthene	0.0153		0.00215	0.00600	1	10/29/2024 11:45	<a href="#">WG2390074</a>
Benzo(a)pyrene	0.0260		0.00179	0.00600	1	10/29/2024 11:45	<a href="#">WG2390074</a>
Chrysene	0.0419		0.00232	0.00600	1	10/29/2024 11:45	<a href="#">WG2390074</a>
Dibenz(a,h)anthracene	0.00309	U	0.00172	0.00600	1	10/29/2024 11:45	<a href="#">WG2390074</a>
Fluoranthene	0.0711		0.00227	0.00600	1	10/29/2024 11:45	<a href="#">WG2390074</a>
Fluorene	0.00854		0.00205	0.00600	1	10/29/2024 11:45	<a href="#">WG2390074</a>
Indeno(1,2,3-cd)pyrene	0.0140		0.00181	0.00600	1	10/29/2024 11:45	<a href="#">WG2390074</a>
1-Methylnaphthalene	0.0143	U	0.00449	0.0200	1	10/29/2024 11:45	<a href="#">WG2390074</a>
2-Methylnaphthalene	0.0179	U	0.00427	0.0200	1	10/29/2024 11:45	<a href="#">WG2390074</a>
Naphthalene	U		0.00408	0.0200	1	10/29/2024 11:45	<a href="#">WG2390074</a>
Pyrene	0.0732		0.00200	0.00600	1	10/29/2024 11:45	<a href="#">WG2390074</a>
(S) p-Terphenyl-d14	74.4			23.0-120		10/29/2024 11:45	<a href="#">WG2390074</a>
(S) Nitrobenzene-d5	76.5			14.0-149		10/29/2024 11:45	<a href="#">WG2390074</a>
(S) 2-Fluorobiphenyl	72.8			34.0-125		10/29/2024 11:45	<a href="#">WG2390074</a>

1 Cp

2 Tc

3 Ss

4 Cn

5 Sr

6 Qc

7 Gl

8 Al

9 Sc

Calculated Results

Analyte	Result	Qualifier	Dilution	Analysis date / time	Batch
Sodium Adsorption Ratio	2.85		1	10/27/2024 20:01	WG2387261

- 1 Cp
- 2 Tc
- 3 Ss
- 4 Cn
- 5 Sr
- 6 Qc
- 7 Gl
- 8 Al
- 9 Sc

Wet Chemistry by Method 7199

Analyte	Result mg/kg	Qualifier	MDL mg/kg	RDL mg/kg	Dilution	Analysis date / time	Batch
Hexavalent Chromium	0.305	<u>BJ</u>	0.255	1.00	1	10/28/2024 09:06	<a href="#">WG2386136</a>

Wet Chemistry by Method 9045D

Analyte	Result	Qualifier	Dilution	Analysis date / time	Batch
pH	8.10	<u>T8</u>	1	10/28/2024 09:00	<a href="#">WG2390677</a>

Sample Narrative:

L1790509-04 WG2390677: 8.1 at 20.1C

Wet Chemistry by Method 9050AMod

Analyte	Result	Units	Qualifier	RDL	Dilution	Analysis date / time	Batch
Specific Conductance	439	umhos/cm		10.0	1	10/28/2024 10:11	<a href="#">WG2390668</a>

Sample Narrative:

L1790509-04 WG2390668: at 25C

Metals (ICP) by Method 6010B-NE493 Ch 2

Analyte	Result mg/l	Qualifier	MDL mg/l	RDL mg/l	Dilution	Analysis date / time	Batch
Hot Water Sol. Boron	0.0686	<u>J</u>	0.0167	0.200	1	10/26/2024 14:16	<a href="#">WG2387267</a>

Metals (ICPMS) by Method 6020

Analyte	Result mg/kg	Qualifier	MDL mg/kg	RDL mg/kg	Dilution	Analysis date / time	Batch
Arsenic	4.87		0.100	1.00	5	10/24/2024 12:58	<a href="#">WG2385929</a>
Barium	491		0.152	2.50	5	10/24/2024 12:58	<a href="#">WG2385929</a>
Cadmium	0.145	<u>J</u>	0.0855	1.00	5	10/24/2024 12:58	<a href="#">WG2385929</a>
Copper	9.86		0.132	5.00	5	10/24/2024 12:58	<a href="#">WG2385929</a>
Lead	13.2		0.0990	2.00	5	10/24/2024 12:58	<a href="#">WG2385929</a>
Nickel	18.6		0.197	2.50	5	10/24/2024 12:58	<a href="#">WG2385929</a>
Selenium	0.209	<u>J</u>	0.180	2.50	5	10/24/2024 12:58	<a href="#">WG2385929</a>
Silver	U		0.0865	0.500	5	10/24/2024 12:58	<a href="#">WG2385929</a>
Zinc	49.6		0.740	25.0	5	10/24/2024 12:58	<a href="#">WG2385929</a>

Volatile Organic Compounds (GC) by Method 8015D/GRO

Analyte	Result mg/kg	Qualifier	MDL mg/kg	RDL mg/kg	Dilution	Analysis date / time	Batch
TPH (GC/FID) Low Fraction	0.0261	<u>J</u>	0.0217	0.100	1	10/24/2024 03:12	<a href="#">WG2388193</a>
(S) a,a,a-Trifluorotoluene(FID)	91.6			77.0-120		10/24/2024 03:12	<a href="#">WG2388193</a>

## Volatile Organic Compounds (GC/MS) by Method 8260B

Analyte	Result mg/kg	Qualifier	MDL mg/kg	RDL mg/kg	Dilution	Analysis date / time	Batch
Benzene	U		0.000467	0.00100	1	10/26/2024 13:45	<a href="#">WG2389164</a>
Toluene	U		0.00130	0.00500	1	10/26/2024 13:45	<a href="#">WG2389164</a>
Ethylbenzene	U		0.000737	0.00250	1	10/26/2024 13:45	<a href="#">WG2389164</a>
Xylenes, Total	U		0.000880	0.00650	1	10/26/2024 13:45	<a href="#">WG2389164</a>
1,2,4-Trimethylbenzene	U		0.00158	0.00500	1	10/26/2024 13:45	<a href="#">WG2389164</a>
1,3,5-Trimethylbenzene	U		0.00200	0.00500	1	10/26/2024 13:45	<a href="#">WG2389164</a>
(S) Toluene-d8	94.9			75.0-131		10/26/2024 13:45	<a href="#">WG2389164</a>
(S) 4-Bromofluorobenzene	108			67.0-138		10/26/2024 13:45	<a href="#">WG2389164</a>
(S) 1,2-Dichloroethane-d4	92.7			70.0-130		10/26/2024 13:45	<a href="#">WG2389164</a>

## Semi-Volatile Organic Compounds (GC) by Method 8015M

Analyte	Result mg/kg	Qualifier	MDL mg/kg	RDL mg/kg	Dilution	Analysis date / time	Batch
C10-C28 Diesel Range	14.6		1.61	4.00	1	10/27/2024 03:44	<a href="#">WG2389854</a>
C28-C36 Motor Oil Range	23.0		0.274	4.00	1	10/27/2024 03:44	<a href="#">WG2389854</a>
(S) o-Terphenyl	54.3			18.0-148		10/27/2024 03:44	<a href="#">WG2389854</a>

## Semi Volatile Organic Compounds (GC/MS) by Method 8270C-SIM

Analyte	Result mg/kg	Qualifier	MDL mg/kg	RDL mg/kg	Dilution	Analysis date / time	Batch
Acenaphthene	U		0.00209	0.00600	1	10/29/2024 12:02	<a href="#">WG2390074</a>
Anthracene	U		0.00230	0.00600	1	10/29/2024 12:02	<a href="#">WG2390074</a>
Benzo(a)anthracene	U		0.00173	0.00600	1	10/29/2024 12:02	<a href="#">WG2390074</a>
Benzo(b)fluoranthene	U		0.00153	0.00600	1	10/29/2024 12:02	<a href="#">WG2390074</a>
Benzo(k)fluoranthene	U		0.00215	0.00600	1	10/29/2024 12:02	<a href="#">WG2390074</a>
Benzo(a)pyrene	U		0.00179	0.00600	1	10/29/2024 12:02	<a href="#">WG2390074</a>
Chrysene	U		0.00232	0.00600	1	10/29/2024 12:02	<a href="#">WG2390074</a>
Dibenz(a,h)anthracene	U		0.00172	0.00600	1	10/29/2024 12:02	<a href="#">WG2390074</a>
Fluoranthene	U		0.00227	0.00600	1	10/29/2024 12:02	<a href="#">WG2390074</a>
Fluorene	U		0.00205	0.00600	1	10/29/2024 12:02	<a href="#">WG2390074</a>
Indeno(1,2,3-cd)pyrene	U		0.00181	0.00600	1	10/29/2024 12:02	<a href="#">WG2390074</a>
1-Methylnaphthalene	U		0.00449	0.0200	1	10/29/2024 12:02	<a href="#">WG2390074</a>
2-Methylnaphthalene	U		0.00427	0.0200	1	10/29/2024 12:02	<a href="#">WG2390074</a>
Naphthalene	U		0.00408	0.0200	1	10/29/2024 12:02	<a href="#">WG2390074</a>
Pyrene	U		0.00200	0.00600	1	10/29/2024 12:02	<a href="#">WG2390074</a>
(S) p-Terphenyl-d14	63.8			23.0-120		10/29/2024 12:02	<a href="#">WG2390074</a>
(S) Nitrobenzene-d5	60.9			14.0-149		10/29/2024 12:02	<a href="#">WG2390074</a>
(S) 2-Fluorobiphenyl	60.9			34.0-125		10/29/2024 12:02	<a href="#">WG2390074</a>

1 Cp

2 Tc

3 Ss

4 Cn

5 Sr

6 Qc

7 Gl

8 Al

9 Sc

Calculated Results

Analyte	Result	Qualifier	Dilution	Analysis date / time	Batch
Sodium Adsorption Ratio	6.04		1	10/27/2024 15:50	WG2387259

Wet Chemistry by Method 7199

Analyte	Result mg/kg	Qualifier	MDL mg/kg	RDL mg/kg	Dilution	Analysis date / time	Batch
Hexavalent Chromium	0.892	<u>BJ</u>	0.255	1.00	1	10/28/2024 09:12	<a href="#">WG2386136</a>

Wet Chemistry by Method 9045D

Analyte	Result	Qualifier	Dilution	Analysis date / time	Batch
pH	8.21	<u>T8</u>	1	10/29/2024 14:39	<a href="#">WG2391529</a>

Sample Narrative:

L1790509-05 WG2391529: 8.21 at 22.2C

Wet Chemistry by Method 9050AMod

Analyte	Result	Units	Qualifier	RDL	Dilution	Analysis date / time	Batch
Specific Conductance	607	umhos/cm		10.0	1	10/28/2024 08:08	<a href="#">WG2390537</a>

Sample Narrative:

L1790509-05 WG2390537: at 25C

Metals (ICP) by Method 6010B-NE493 Ch 2

Analyte	Result mg/l	Qualifier	MDL mg/l	RDL mg/l	Dilution	Analysis date / time	Batch
Hot Water Sol. Boron	0.212		0.0167	0.200	1	10/26/2024 13:17	<a href="#">WG2387264</a>

Metals (ICPMS) by Method 6020

Analyte	Result mg/kg	Qualifier	MDL mg/kg	RDL mg/kg	Dilution	Analysis date / time	Batch
Arsenic	4.74		0.100	1.00	5	10/23/2024 12:36	<a href="#">WG2385398</a>
Barium	2450		0.152	2.50	5	10/23/2024 12:36	<a href="#">WG2385398</a>
Cadmium	0.149	<u>J</u>	0.0855	1.00	5	10/23/2024 12:36	<a href="#">WG2385398</a>
Copper	8.79		0.132	5.00	5	10/23/2024 12:36	<a href="#">WG2385398</a>
Lead	20.1		0.0990	2.00	5	10/23/2024 12:36	<a href="#">WG2385398</a>
Nickel	13.6		0.197	2.50	5	10/23/2024 12:36	<a href="#">WG2385398</a>
Selenium	0.390	<u>J</u>	0.180	2.50	5	10/23/2024 12:36	<a href="#">WG2385398</a>
Silver	U		0.0865	0.500	5	10/23/2024 12:36	<a href="#">WG2385398</a>
Zinc	56.2		0.740	25.0	5	10/23/2024 12:36	<a href="#">WG2385398</a>

Volatile Organic Compounds (GC) by Method 8015D/GRO

Analyte	Result mg/kg	Qualifier	MDL mg/kg	RDL mg/kg	Dilution	Analysis date / time	Batch
TPH (GC/FID) Low Fraction	0.0728	<u>J</u>	0.0217	0.100	1	10/24/2024 03:31	<a href="#">WG2388193</a>
(S) a,a,a-Trifluorotoluene(FID)	90.8			77.0-120		10/24/2024 03:31	<a href="#">WG2388193</a>



Volatile Organic Compounds (GC/MS) by Method 8260B

Analyte	Result mg/kg	Qualifier	MDL mg/kg	RDL mg/kg	Dilution	Analysis date / time	Batch
Benzene	U		0.000467	0.00100	1	10/26/2024 14:06	<a href="#">WG2389164</a>
Toluene	U		0.00130	0.00500	1	10/26/2024 14:06	<a href="#">WG2389164</a>
Ethylbenzene	U		0.000737	0.00250	1	10/26/2024 14:06	<a href="#">WG2389164</a>
Xylenes, Total	U		0.000880	0.00650	1	10/26/2024 14:06	<a href="#">WG2389164</a>
1,2,4-Trimethylbenzene	0.00308	U	0.00158	0.00500	1	10/26/2024 14:06	<a href="#">WG2389164</a>
1,3,5-Trimethylbenzene	U		0.00200	0.00500	1	10/26/2024 14:06	<a href="#">WG2389164</a>
(S) Toluene-d8	93.4			75.0-131		10/26/2024 14:06	<a href="#">WG2389164</a>
(S) 4-Bromofluorobenzene	115			67.0-138		10/26/2024 14:06	<a href="#">WG2389164</a>
(S) 1,2-Dichloroethane-d4	94.9			70.0-130		10/26/2024 14:06	<a href="#">WG2389164</a>

Semi-Volatile Organic Compounds (GC) by Method 8015M

Analyte	Result mg/kg	Qualifier	MDL mg/kg	RDL mg/kg	Dilution	Analysis date / time	Batch
C10-C28 Diesel Range	92.8		1.61	4.00	1	10/27/2024 05:14	<a href="#">WG2389854</a>
C28-C36 Motor Oil Range	159		1.37	20.0	5	10/28/2024 17:34	<a href="#">WG2389854</a>
(S) o-Terphenyl	51.1			18.0-148		10/27/2024 05:14	<a href="#">WG2389854</a>
(S) o-Terphenyl	58.8			18.0-148		10/28/2024 17:34	<a href="#">WG2389854</a>

Semi Volatile Organic Compounds (GC/MS) by Method 8270C-SIM

Analyte	Result mg/kg	Qualifier	MDL mg/kg	RDL mg/kg	Dilution	Analysis date / time	Batch
Acenaphthene	0.0224		0.00209	0.00600	1	10/29/2024 12:20	<a href="#">WG2390074</a>
Anthracene	0.00243	U	0.00230	0.00600	1	10/29/2024 12:20	<a href="#">WG2390074</a>
Benzo(a)anthracene	U		0.00173	0.00600	1	10/29/2024 12:20	<a href="#">WG2390074</a>
Benzo(b)fluoranthene	U		0.00153	0.00600	1	10/29/2024 12:20	<a href="#">WG2390074</a>
Benzo(k)fluoranthene	U		0.00215	0.00600	1	10/29/2024 12:20	<a href="#">WG2390074</a>
Benzo(a)pyrene	U		0.00179	0.00600	1	10/29/2024 12:20	<a href="#">WG2390074</a>
Chrysene	U		0.00232	0.00600	1	10/29/2024 12:20	<a href="#">WG2390074</a>
Dibenz(a,h)anthracene	U		0.00172	0.00600	1	10/29/2024 12:20	<a href="#">WG2390074</a>
Fluoranthene	0.00318	U	0.00227	0.00600	1	10/29/2024 12:20	<a href="#">WG2390074</a>
Fluorene	0.0300		0.00205	0.00600	1	10/29/2024 12:20	<a href="#">WG2390074</a>
Indeno(1,2,3-cd)pyrene	U		0.00181	0.00600	1	10/29/2024 12:20	<a href="#">WG2390074</a>
1-Methylnaphthalene	0.187		0.00449	0.0200	1	10/29/2024 12:20	<a href="#">WG2390074</a>
2-Methylnaphthalene	0.253		0.00427	0.0200	1	10/29/2024 12:20	<a href="#">WG2390074</a>
Naphthalene	0.0295		0.00408	0.0200	1	10/29/2024 12:20	<a href="#">WG2390074</a>
Pyrene	0.00689		0.00200	0.00600	1	10/29/2024 12:20	<a href="#">WG2390074</a>
(S) p-Terphenyl-d14	72.3			23.0-120		10/29/2024 12:20	<a href="#">WG2390074</a>
(S) Nitrobenzene-d5	65.1			14.0-149		10/29/2024 12:20	<a href="#">WG2390074</a>
(S) 2-Fluorobiphenyl	68.3			34.0-125		10/29/2024 12:20	<a href="#">WG2390074</a>

1 Cp

2 Tc

3 Ss

4 Cn

5 Sr

6 Qc

7 Gl

8 Al

9 Sc

Method Blank (MB)

(MB) R4138314-1 10/28/24 05:58

Analyte	MB Result	MB Qualifier	MB MDL	MB RDL
Hexavalent Chromium	0.300	↓	0.255	1.00

<sup>1</sup>Cp

<sup>2</sup>Tc

<sup>3</sup>Ss

<sup>4</sup>Cn

<sup>5</sup>Sr

<sup>6</sup>Qc

<sup>7</sup>Gl

<sup>8</sup>Al

<sup>9</sup>Sc

L1790464-02 Original Sample (OS) • Duplicate (DUP)

(OS) L1790464-02 10/28/24 06:19 • (DUP) R4138314-3 10/28/24 06:25

Analyte	Original Result	DUP Result	Dilution	DUP RPD	DUP Qualifier	DUP RPD Limits
Hexavalent Chromium	0.454	0.409	1	10.3	↓	20

L1790464-11 Original Sample (OS) • Duplicate (DUP)

(OS) L1790464-11 10/28/24 07:58 • (DUP) R4138314-8 10/28/24 08:04

Analyte	Original Result	DUP Result	Dilution	DUP RPD	DUP Qualifier	DUP RPD Limits
Hexavalent Chromium	U	0.262	1	200	J P1	20

Laboratory Control Sample (LCS)

(LCS) R4138314-2 10/28/24 06:07

Analyte	Spike Amount	LCS Result	LCS Rec.	Rec. Limits	LCS Qualifier
Hexavalent Chromium	10.0	10.7	107	80.0-120	

L1790464-04 Original Sample (OS) • Matrix Spike (MS) • Matrix Spike Duplicate (MSD)

(OS) L1790464-04 10/28/24 06:37 • (MS) R4138314-4 10/28/24 06:44 • (MSD) R4138314-5 10/28/24 06:50

Analyte	Spike Amount	Original Result	MS Result	MSD Result	MS Rec.	MSD Rec.	Dilution	Rec. Limits	MS Qualifier	MSD Qualifier	RPD	RPD Limits
Hexavalent Chromium	20.0	0.483	20.5	20.1	99.9	98.3	1	75.0-125			1.59	20

L1790464-04 Original Sample (OS) • Matrix Spike (MS)

(OS) L1790464-04 10/28/24 06:37 • (MS) R4138314-6 10/28/24 06:56

Analyte	Spike Amount	Original Result	MS Result	MS Rec.	Dilution	Rec. Limits	MS Qualifier
Hexavalent Chromium	643	0.483	657	102	50	75.0-125	

L1790469-01 Original Sample (OS) • Duplicate (DUP)

(OS) L1790469-01 10/28/24 09:00 • (DUP) R4138322-2 10/28/24 09:00

Analyte	Original Result	DUP Result	Dilution	DUP RPD	DUP Qualifier	DUP RPD Limits
	su	su		%		%
pH	7.64	7.62	1	0.262		1

Sample Narrative:

OS: 7.64 at 20.9C

DUP: 7.62 at 21C

L1790944-01 Original Sample (OS) • Duplicate (DUP)

(OS) L1790944-01 10/28/24 09:00 • (DUP) R4138322-3 10/28/24 09:00

Analyte	Original Result	DUP Result	Dilution	DUP RPD	DUP Qualifier	DUP RPD Limits
	su	su		%		%
pH	7.40	7.45	1	0.673		1

Sample Narrative:

OS: 7.4 at 20.8C

DUP: 7.45 at 20.8C

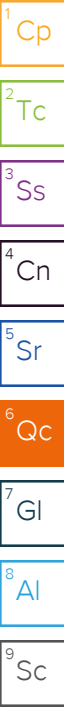
Laboratory Control Sample (LCS)

(LCS) R4138322-1 10/28/24 09:00

Analyte	Spike Amount	LCS Result	LCS Rec.	Rec. Limits	LCS Qualifier
	su	su	%	%	
pH	10.0	9.99	99.9	99.0-101	

Sample Narrative:

LCS: 9.99 at 19.9C



L1789677-06 Original Sample (OS) • Duplicate (DUP)

(OS) L1789677-06 10/29/24 14:39 • (DUP) R4139117-2 10/29/24 14:39

Analyte	Original Result	DUP Result	Dilution	DUP RPD	DUP Qualifier	DUP RPD Limits
	su	su		%		%
pH	8.54	8.55	1	0.117		1

Sample Narrative:

OS: 8.54 at 22.2C

DUP: 8.55 at 22.4C

Laboratory Control Sample (LCS)

(LCS) R4139117-1 10/29/24 14:39

Analyte	Spike Amount	LCS Result	LCS Rec.	Rec. Limits	LCS Qualifier
	su	su	%	%	
pH	10.0	10.0	100	99.0-101	

Sample Narrative:

LCS: 10 at 20.4C

<sup>1</sup>Cp

<sup>2</sup>Tc

<sup>3</sup>Ss

<sup>4</sup>Cn

<sup>5</sup>Sr

<sup>6</sup>Qc

<sup>7</sup>Gl

<sup>8</sup>Al

<sup>9</sup>Sc

Method Blank (MB)

(MB) R4138354-1 10/28/24 08:08

Analyte	MB Result	MB Qualifier	MB MDL	MB RDL
Specific Conductance	U		10.0	10.0

Sample Narrative:

BLANK: at 25C

L1790406-01 Original Sample (OS) • Duplicate (DUP)

(OS) L1790406-01 10/28/24 08:08 • (DUP) R4138354-3 10/28/24 08:08

Analyte	Original Result	DUP Result	Dilution	DUP RPD	DUP Qualifier	DUP RPD Limits
Specific Conductance	1240	1210	1	2.12		20

Sample Narrative:

OS: at 25C

DUP: at 25C

L1790509-05 Original Sample (OS) • Duplicate (DUP)

(OS) L1790509-05 10/28/24 08:08 • (DUP) R4138354-4 10/28/24 08:08

Analyte	Original Result	DUP Result	Dilution	DUP RPD	DUP Qualifier	DUP RPD Limits
Specific Conductance	607	594	1	2.16		20

Sample Narrative:

OS: at 25C

DUP: at 25C

Laboratory Control Sample (LCS)

(LCS) R4138354-2 10/28/24 08:08

Analyte	Spike Amount	LCS Result	LCS Rec.	Rec. Limits	LCS Qualifier
Specific Conductance	733	720	98.2	85.0-115	

Sample Narrative:

LCS: at 25C

<sup>1</sup>Cp

<sup>2</sup>Tc

<sup>3</sup>Ss

<sup>4</sup>Cn

<sup>5</sup>Sr

<sup>6</sup>Qc

<sup>7</sup>Gl

<sup>8</sup>Al

<sup>9</sup>Sc

Method Blank (MB)

(MB) R4138380-1 10/28/24 10:11

Analyte	MB Result	MB Qualifier	MB MDL	MB RDL
Specific Conductance	U		10.0	10.0

Sample Narrative:

BLANK: at 25C

L1790406-03 Original Sample (OS) • Duplicate (DUP)

(OS) L1790406-03 10/28/24 10:11 • (DUP) R4138380-3 10/28/24 10:11

Analyte	Original Result	DUP Result	Dilution	DUP RPD	DUP Qualifier	DUP RPD Limits
Specific Conductance	1510	1470	1	2.42		20

Sample Narrative:

OS: at 25C  
DUP: at 25C

L1790943-02 Original Sample (OS) • Duplicate (DUP)

(OS) L1790943-02 10/28/24 10:11 • (DUP) R4138380-4 10/28/24 10:11

Analyte	Original Result	DUP Result	Dilution	DUP RPD	DUP Qualifier	DUP RPD Limits
Specific Conductance	853	830	1	2.73		20

Sample Narrative:

OS: at 25C  
DUP: at 25C

Laboratory Control Sample (LCS)

(LCS) R4138380-2 10/28/24 10:11

Analyte	Spike Amount	LCS Result	LCS Rec.	Rec. Limits	LCS Qualifier
Specific Conductance	733	707	96.5	85.0-115	

Sample Narrative:

LCS: at 25C

<sup>1</sup>Cp

<sup>2</sup>Tc

<sup>3</sup>Ss

<sup>4</sup>Cn

<sup>5</sup>Sr

<sup>6</sup>Qc

<sup>7</sup>Gl

<sup>8</sup>Al

<sup>9</sup>Sc

Method Blank (MB)

(MB) R4138074-1 10/26/24 12:23

Analyte	MB Result mg/l	MB Qualifier	MB MDL mg/l	MB RDL mg/l
Hot Water Sol. Boron	U		0.0167	0.200

Laboratory Control Sample (LCS) • Laboratory Control Sample Duplicate (LCSD)

(LCS) R4138074-2 10/26/24 12:26 • (LCSD) R4138074-3 10/26/24 12:28

Analyte	Spike Amount mg/l	LCS Result mg/l	LCSD Result mg/l	LCS Rec. %	LCSD Rec. %	Rec. Limits %	LCS Qualifier	LCSD Qualifier	RPD %	RPD Limits %
Hot Water Sol. Boron	1.00	1.03	1.03	103	103	80.0-120			0.0918	20

<sup>1</sup>Cp

<sup>2</sup>Tc

<sup>3</sup>Ss

<sup>4</sup>Cn

<sup>5</sup>Sr

<sup>6</sup>Qc

<sup>7</sup>Gl

<sup>8</sup>Al

<sup>9</sup>Sc

Method Blank (MB)

(MB) R4138081-1 10/26/24 13:51

Analyte	MB Result mg/l	MB Qualifier	MB MDL mg/l	MB RDL mg/l
Hot Water Sol. Boron	U		0.0167	0.200

Laboratory Control Sample (LCS) • Laboratory Control Sample Duplicate (LCSD)

(LCS) R4138081-2 10/26/24 13:52 • (LCSD) R4138081-3 10/26/24 13:54

Analyte	Spike Amount mg/l	LCS Result mg/l	LCSD Result mg/l	LCS Rec. %	LCSD Rec. %	Rec. Limits %	LCS Qualifier	LCSD Qualifier	RPD %	RPD Limits %
Hot Water Sol. Boron	1.00	1.04	1.04	104	104	80.0-120			0.445	20

- <sup>1</sup>Cp
- <sup>2</sup>Tc
- <sup>3</sup>Ss
- <sup>4</sup>Cn
- <sup>5</sup>Sr
- <sup>6</sup>Qc
- <sup>7</sup>Gl
- <sup>8</sup>Al
- <sup>9</sup>Sc

Method Blank (MB)

(MB) R4136447-1 10/23/24 12:04

Analyte	MB Result	MB Qualifier	MB MDL	MB RDL
	mg/kg		mg/kg	mg/kg
Arsenic	U		0.100	1.00
Barium	U		0.152	2.50
Cadmium	U		0.0855	1.00
Copper	U		0.133	5.00
Lead	U		0.0990	2.00
Nickel	U		0.197	2.50
Selenium	U		0.180	2.50
Silver	U		0.0865	0.500
Zinc	U		0.740	25.0

1 Cp

2 Tc

3 Ss

4 Cn

5 Sr

6 Qc

7 Gl

8 Al

9 Sc

Laboratory Control Sample (LCS)

(LCS) R4136447-2 10/23/24 12:07

Analyte	Spike Amount	LCS Result	LCS Rec.	Rec. Limits	LCS Qualifier
	mg/kg	mg/kg	%	%	
Arsenic	100	100	100	80.0-120	
Barium	100	97.4	97.4	80.0-120	
Cadmium	100	98.4	98.4	80.0-120	
Copper	100	100	100	80.0-120	
Lead	100	98.0	98.0	80.0-120	
Nickel	100	101	101	80.0-120	
Selenium	100	98.6	98.6	80.0-120	
Silver	20.0	20.8	104	80.0-120	
Zinc	100	99.5	99.5	80.0-120	

L1790509-05 Original Sample (OS) • Matrix Spike (MS) • Matrix Spike Duplicate (MSD)

(OS) L1790509-05 10/23/24 12:36 • (MS) R4136447-5 10/23/24 12:45 • (MSD) R4136447-6 10/23/24 12:48

Analyte	Spike Amount	Original Result	MS Result	MSD Result	MS Rec.	MSD Rec.	Dilution	Rec. Limits	MS Qualifier	MSD Qualifier	RPD	RPD Limits
	mg/kg	mg/kg	mg/kg	mg/kg	%	%		%			%	%
Arsenic	100	4.74	96.1	90.8	91.3	86.0	5	75.0-125			5.66	20
Barium	100	2450	1480	2390	0.000	0.000	5	75.0-125	V	J3 V	46.9	20
Cadmium	100	0.149	92.0	86.2	91.8	86.0	5	75.0-125			6.55	20
Copper	100	8.79	102	98.4	93.3	89.7	5	75.0-125			3.68	20
Lead	100	20.1	115	107	94.9	87.1	5	75.0-125			6.98	20
Nickel	100	13.6	106	101	92.1	87.9	5	75.0-125			4.09	20
Selenium	100	0.390	89.7	84.9	89.3	84.5	5	75.0-125			5.47	20
Silver	20.0	U	19.5	18.1	97.5	90.7	5	75.0-125			7.16	20
Zinc	100	56.2	143	148	86.5	92.2	5	75.0-125			3.93	20

Method Blank (MB)

(MB) R4137022-1 10/24/24 12:37

Analyte	MB Result mg/kg	MB Qualifier	MB MDL mg/kg	MB RDL mg/kg
Arsenic	U		0.100	1.00
Barium	U		0.152	2.50
Cadmium	U		0.0855	1.00
Copper	U		0.133	5.00
Lead	U		0.0990	2.00
Nickel	U		0.197	2.50
Selenium	U		0.180	2.50
Silver	U		0.0865	0.500
Zinc	U		0.740	25.0

<sup>1</sup>Cp

<sup>2</sup>Tc

<sup>3</sup>Ss

<sup>4</sup>Cn

<sup>5</sup>Sr

<sup>6</sup>Qc

Laboratory Control Sample (LCS)

(LCS) R4137022-2 10/24/24 12:40

Analyte	Spike Amount mg/kg	LCS Result mg/kg	LCS Rec. %	Rec. Limits %	LCS Qualifier
Arsenic	100	93.3	93.3	80.0-120	
Barium	100	94.4	94.4	80.0-120	
Cadmium	100	103	103	80.0-120	
Copper	100	100	100	80.0-120	
Lead	100	96.1	96.1	80.0-120	
Nickel	100	96.2	96.2	80.0-120	
Selenium	100	92.6	92.6	80.0-120	
Silver	20.0	20.0	100	80.0-120	
Zinc	100	93.0	93.0	80.0-120	

<sup>7</sup>Gl

<sup>8</sup>Al

<sup>9</sup>Sc

L1790568-06 Original Sample (OS) • Matrix Spike (MS) • Matrix Spike Duplicate (MSD)

(OS) L1790568-06 10/24/24 12:43 • (MS) R4137022-5 10/24/24 12:52 • (MSD) R4137022-6 10/24/24 12:55

Analyte	Spike Amount mg/kg	Original Result mg/kg	MS Result mg/kg	MSD Result mg/kg	MS Rec. %	MSD Rec. %	Dilution	Rec. Limits %	MS Qualifier	MSD Qualifier	RPD %	RPD Limits %
Arsenic	100	13.0	119	122	106	109	5	75.0-125			2.70	20
Barium	100	27.6	133	132	105	105	5	75.0-125			0.0710	20
Cadmium	100	0.297	110	116	110	116	5	75.0-125			5.26	20
Copper	100	52.0	156	167	104	115	5	75.0-125			6.49	20
Lead	100	67.5	164	178	96.8	111	5	75.0-125			8.23	20
Nickel	100	10.4	115	120	104	110	5	75.0-125			4.56	20
Selenium	100	0.599	102	109	102	108	5	75.0-125			6.10	20
Silver	20.0	0.0919	21.2	22.6	105	112	5	75.0-125			6.54	20
Zinc	100	89.5	177	185	87.6	95.1	5	75.0-125			4.17	20

Method Blank (MB)

(MB) R4137464-2 10/23/24 20:23

Analyte	MB Result mg/kg	MB Qualifier	MB MDL mg/kg	MB RDL mg/kg
TPH (GC/FID) Low Fraction	U		0.0217	0.100
<sup>(S)</sup> a,a,a-Trifluorotoluene(FID)	96.8			77.0-120

Laboratory Control Sample (LCS)

(LCS) R4137464-1 10/23/24 19:19

Analyte	Spike Amount mg/kg	LCS Result mg/kg	LCS Rec. %	Rec. Limits %	LCS Qualifier
TPH (GC/FID) Low Fraction	5.00	4.52	90.4	72.0-127	
<sup>(S)</sup> a,a,a-Trifluorotoluene(FID)			105	77.0-120	

<sup>1</sup>Cp

<sup>2</sup>Tc

<sup>3</sup>Ss

<sup>4</sup>Cn

<sup>5</sup>Sr

<sup>6</sup>Qc

<sup>7</sup>Gl

<sup>8</sup>Al

<sup>9</sup>Sc

Method Blank (MB)

(MB) R4138310-3 10/26/24 11:00

Analyte	MB Result	MB Qualifier	MB MDL	MB RDL
	mg/kg		mg/kg	mg/kg
Benzene	U		0.000467	0.00100
Toluene	U		0.00130	0.00500
Ethylbenzene	U		0.000737	0.00250
Xylenes, Total	U		0.000880	0.00650
1,2,4-Trimethylbenzene	U		0.00158	0.00500
1,3,5-Trimethylbenzene	U		0.00200	0.00500
(S) Toluene-d8	103			75.0-131
(S) 4-Bromofluorobenzene	110			67.0-138
(S) 1,2-Dichloroethane-d4	88.0			70.0-130

Laboratory Control Sample (LCS) • Laboratory Control Sample Duplicate (LCSD)

(LCS) R4138310-1 10/26/24 09:21 • (LCSD) R4138310-2 10/26/24 09:41

Analyte	Spike Amount	LCS Result	LCSD Result	LCS Rec.	LCSD Rec.	Rec. Limits	LCS Qualifier	LCSD Qualifier	RPD	RPD Limits
	mg/kg	mg/kg	mg/kg	%	%	%			%	%
Benzene	0.125	0.130	0.135	104	108	70.0-123			3.77	20
Toluene	0.125	0.130	0.126	104	101	75.0-121			3.12	20
Ethylbenzene	0.125	0.133	0.127	106	102	74.0-126			4.62	20
Xylenes, Total	0.375	0.398	0.383	106	102	72.0-127			3.84	20
1,2,4-Trimethylbenzene	0.125	0.140	0.134	112	107	70.0-126			4.38	20
1,3,5-Trimethylbenzene	0.125	0.150	0.139	120	111	73.0-127			7.61	20
(S) Toluene-d8				95.9	96.1	75.0-131				
(S) 4-Bromofluorobenzene				110	106	67.0-138				
(S) 1,2-Dichloroethane-d4				97.2	101	70.0-130				

1 Cp

2 Tc

3 Ss

4 Cn

5 Sr

6 Qc

7 Gl

8 Al

9 Sc

Method Blank (MB)

(MB) R4138452-1 10/27/24 03:18

Analyte	MB Result mg/kg	MB Qualifier	MB MDL mg/kg	MB RDL mg/kg
C10-C28 Diesel Range	U		1.61	4.00
C28-C36 Motor Oil Range	U		0.274	4.00
(S) o-Terphenyl	80.5			18.0-148

Laboratory Control Sample (LCS)

(LCS) R4138452-2 10/27/24 03:30

Analyte	Spike Amount mg/kg	LCS Result mg/kg	LCS Rec. %	Rec. Limits %	LCS Qualifier
C10-C28 Diesel Range	50.0	36.4	72.8	50.0-150	
(S) o-Terphenyl			72.7	18.0-148	

L1790509-04 Original Sample (OS) • Matrix Spike (MS) • Matrix Spike Duplicate (MSD)

(OS) L1790509-04 10/27/24 03:44 • (MS) R4138452-3 10/27/24 03:56 • (MSD) R4138452-4 10/27/24 04:09

Analyte	Spike Amount mg/kg	Original Result mg/kg	MS Result mg/kg	MSD Result mg/kg	MS Rec. %	MSD Rec. %	Dilution	Rec. Limits %	MS Qualifier	MSD Qualifier	RPD %	RPD Limits %
C10-C28 Diesel Range	48.6	14.6	43.0	39.4	58.4	50.7	1	50.0-150			8.74	20
(S) o-Terphenyl					54.5	53.1		18.0-148				

1 Cp

2 Tc

3 Ss

4 Cn

5 Sr

6 Qc

7 Gl

8 Al

9 Sc

Method Blank (MB)

(MB) R4141890-2 10/29/24 10:52

Analyte	MB Result mg/kg	MB Qualifier	MB MDL mg/kg	MB RDL mg/kg
Acenaphthene	U		0.00209	0.00600
Anthracene	U		0.00230	0.00600
Benzo(a)anthracene	U		0.00173	0.00600
Benzo(b)fluoranthene	U		0.00153	0.00600
Benzo(k)fluoranthene	U		0.00215	0.00600
Benzo(a)pyrene	U		0.00179	0.00600
Chrysene	U		0.00232	0.00600
Dibenz(a,h)anthracene	U		0.00172	0.00600
Fluoranthene	U		0.00227	0.00600
Fluorene	U		0.00205	0.00600
Indeno(1,2,3-cd)pyrene	U		0.00181	0.00600
1-Methylnaphthalene	U		0.00449	0.0200
2-Methylnaphthalene	U		0.00427	0.0200
Naphthalene	U		0.00408	0.0200
Pyrene	U		0.00200	0.00600
(S) p-Terphenyl-d14	92.8			23.0-120
(S) Nitrobenzene-d5	76.4			14.0-149
(S) 2-Fluorobiphenyl	81.8			34.0-125

<sup>1</sup>Cp

<sup>2</sup>Tc

<sup>3</sup>Ss

<sup>4</sup>Cn

<sup>5</sup>Sr

<sup>6</sup>Qc

<sup>7</sup>Gl

<sup>8</sup>Al

<sup>9</sup>Sc

Laboratory Control Sample (LCS)

(LCS) R4141890-1 10/29/24 10:35

Analyte	Spike Amount mg/kg	LCS Result mg/kg	LCS Rec. %	Rec. Limits %	LCS Qualifier
Acenaphthene	0.0800	0.0536	67.0	50.0-120	
Anthracene	0.0800	0.0563	70.4	50.0-126	
Benzo(a)anthracene	0.0800	0.0542	67.8	45.0-120	
Benzo(b)fluoranthene	0.0800	0.0579	72.4	42.0-121	
Benzo(k)fluoranthene	0.0800	0.0555	69.4	49.0-125	
Benzo(a)pyrene	0.0800	0.0428	53.5	42.0-120	
Chrysene	0.0800	0.0591	73.9	49.0-122	
Dibenz(a,h)anthracene	0.0800	0.0545	68.1	47.0-125	
Fluoranthene	0.0800	0.0607	75.9	49.0-129	
Fluorene	0.0800	0.0561	70.1	49.0-120	
Indeno(1,2,3-cd)pyrene	0.0800	0.0523	65.4	46.0-125	
1-Methylnaphthalene	0.0800	0.0568	71.0	51.0-121	
2-Methylnaphthalene	0.0800	0.0527	65.9	50.0-120	
Naphthalene	0.0800	0.0537	67.1	50.0-120	
Pyrene	0.0800	0.0617	77.1	43.0-123	

Laboratory Control Sample (LCS)

(LCS) R4141890-1 10/29/24 10:35

Analyte	Spike Amount mg/kg	LCS Result mg/kg	LCS Rec. %	Rec. Limits %	LCS Qualifier
(S) p-Terphenyl-d14			93.6	23.0-120	
(S) Nitrobenzene-d5			92.3	14.0-149	
(S) 2-Fluorobiphenyl			92.9	34.0-125	

L1790534-13 Original Sample (OS) • Matrix Spike (MS) • Matrix Spike Duplicate (MSD)

(OS) L1790534-13 10/29/24 16:09 • (MS) R4141890-3 10/29/24 16:26 • (MSD) R4141890-4 10/29/24 16:44

Analyte	Spike Amount mg/kg	Original Result mg/kg	MS Result mg/kg	MSD Result mg/kg	MS Rec. %	MSD Rec. %	Dilution	Rec. Limits %	MS Qualifier	MSD Qualifier	RPD %	RPD Limits %
Acenaphthene	0.0801	0.0109	0.0610	0.0515	62.6	50.8	1	14.0-127			16.9	27
Anthracene	0.0801	U	0.0468	0.0521	58.5	65.1	1	10.0-145			10.7	30
Benzo(a)anthracene	0.0801	U	0.0493	0.0478	61.6	59.8	1	10.0-139			3.09	30
Benzo(b)fluoranthene	0.0801	U	0.0519	0.0541	64.9	67.6	1	10.0-140			4.15	36
Benzo(k)fluoranthene	0.0801	U	0.0463	0.0463	57.9	57.9	1	10.0-137			0.000	31
Benzo(a)pyrene	0.0801	U	0.0489	0.0496	61.1	62.0	1	10.0-141			1.42	31
Chrysene	0.0801	U	0.0549	0.0544	68.6	68.0	1	10.0-145			0.915	30
Dibenz(a,h)anthracene	0.0801	U	0.0459	0.0495	57.4	61.9	1	10.0-132			7.55	31
Fluoranthene	0.0801	0.00238	0.0571	0.0532	68.4	63.5	1	10.0-153			7.07	33
Fluorene	0.0801	0.0138	0.0703	0.0569	70.6	53.9	1	11.0-130			21.1	29
Indeno(1,2,3-cd)pyrene	0.0801	U	0.0452	0.0468	56.5	58.5	1	10.0-137			3.48	32
1-Methylnaphthalene	0.0801	0.799	1.17	0.362	464	0.000	1	10.0-142	V	J3 V	105	28
2-Methylnaphthalene	0.0801	1.77	2.55	0.769	975	0.000	1	10.0-137	V	J3 V	107	28
Naphthalene	0.0801	1.92	2.94	1.12	1280	0.000	1	10.0-135	V	J3 V	89.7	27
Pyrene	0.0801	0.00496	0.0653	0.0610	75.4	70.1	1	10.0-148			6.81	35
(S) p-Terphenyl-d14					80.3	71.1		23.0-120				
(S) Nitrobenzene-d5					26.3	50.6		14.0-149				
(S) 2-Fluorobiphenyl					76.4	67.3		34.0-125				

1 Cp

2 Tc

3 Ss

4 Cn

5 Sr

6 Qc

7 Gl

8 Al

9 Sc

# GLOSSARY OF TERMS

## Guide to Reading and Understanding Your Laboratory Report

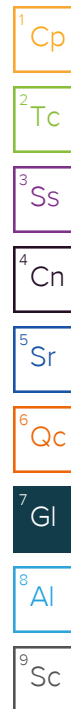
The information below is designed to better explain the various terms used in your report of analytical results from the Laboratory. This is not intended as a comprehensive explanation, and if you have additional questions please contact your project representative.

Results Disclaimer - Information that may be provided by the customer, and contained within this report, include Permit Limits, Project Name, Sample ID, Sample Matrix, Sample Preservation, Field Blanks, Field Spikes, Field Duplicates, On-Site Data, Sampling Collection Dates/Times, and Sampling Location. Results relate to the accuracy of this information provided, and as the samples are received.

### Abbreviations and Definitions

MDL	Method Detection Limit.
RDL	Reported Detection Limit.
Rec.	Recovery.
RPD	Relative Percent Difference.
SDG	Sample Delivery Group.
(S)	Surrogate (Surrogate Standard) - Analytes added to every blank, sample, Laboratory Control Sample/Duplicate and Matrix Spike/Duplicate; used to evaluate analytical efficiency by measuring recovery. Surrogates are not expected to be detected in all environmental media.
U	Not detected at the Reporting Limit (or MDL where applicable).
Analyte	The name of the particular compound or analysis performed. Some Analyses and Methods will have multiple analytes reported.
Dilution	If the sample matrix contains an interfering material, the sample preparation volume or weight values differ from the standard, or if concentrations of analytes in the sample are higher than the highest limit of concentration that the laboratory can accurately report, the sample may be diluted for analysis. If a value different than 1 is used in this field, the result reported has already been corrected for this factor.
Limits	These are the target % recovery ranges or % difference value that the laboratory has historically determined as normal for the method and analyte being reported. Successful QC Sample analysis will target all analytes recovered or duplicated within these ranges.
Original Sample	The non-spiked sample in the prep batch used to determine the Relative Percent Difference (RPD) from a quality control sample. The Original Sample may not be included within the reported SDG.
Qualifier	This column provides a letter and/or number designation that corresponds to additional information concerning the result reported. If a Qualifier is present, a definition per Qualifier is provided within the Glossary and Definitions page and potentially a discussion of possible implications of the Qualifier in the Case Narrative if applicable.
Result	The actual analytical final result (corrected for any sample specific characteristics) reported for your sample. If there was no measurable result returned for a specific analyte, the result in this column may state "ND" (Not Detected) or "BDL" (Below Detectable Levels). The information in the results column should always be accompanied by either an MDL (Method Detection Limit) or RDL (Reporting Detection Limit) that defines the lowest value that the laboratory could detect or report for this analyte.
Uncertainty (Radiochemistry)	Confidence level of 2 sigma.
Case Narrative (Cn)	A brief discussion about the included sample results, including a discussion of any non-conformances to protocol observed either at sample receipt by the laboratory from the field or during the analytical process. If present, there will be a section in the Case Narrative to discuss the meaning of any data qualifiers used in the report.
Quality Control Summary (Qc)	This section of the report includes the results of the laboratory quality control analyses required by procedure or analytical methods to assist in evaluating the validity of the results reported for your samples. These analyses are not being performed on your samples typically, but on laboratory generated material.
Sample Chain of Custody (Sc)	This is the document created in the field when your samples were initially collected. This is used to verify the time and date of collection, the person collecting the samples, and the analyses that the laboratory is requested to perform. This chain of custody also documents all persons (excluding commercial shippers) that have had control or possession of the samples from the time of collection until delivery to the laboratory for analysis.
Sample Results (Sr)	This section of your report will provide the results of all testing performed on your samples. These results are provided by sample ID and are separated by the analyses performed on each sample. The header line of each analysis section for each sample will provide the name and method number for the analysis reported.
Sample Summary (Ss)	This section of the Analytical Report defines the specific analyses performed for each sample ID, including the dates and times of preparation and/or analysis.

Qualifier	Description
B	The same analyte is found in the associated blank.
J	The identification of the analyte is acceptable; the reported value is an estimate.
J3	The associated batch QC was outside the established quality control range for precision.
P1	RPD value not applicable for sample concentrations less than 5 times the reporting limit.
T8	Sample(s) received past/too close to holding time expiration.
V	The sample concentration is too high to evaluate accurate spike recoveries.



# ACCREDITATIONS & LOCATIONS

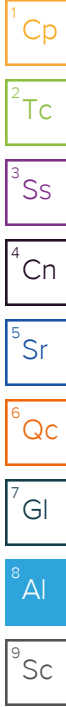
## Pace Analytical National 12065 Lebanon Rd Mount Juliet, TN 37122

Alabama	40660	Nebraska	NE-OS-15-05
Alaska	17-026	Nevada	TN000032021-1
Arizona	AZ0612	New Hampshire	2975
Arkansas	88-0469	New Jersey–NELAP	TN002
California	2932	New Mexico <sup>1</sup>	TN00003
Colorado	TN00003	New York	11742
Connecticut	PH-0197	North Carolina	Env375
Florida	E87487	North Carolina <sup>1</sup>	DW21704
Georgia	NELAP	North Carolina <sup>3</sup>	41
Georgia <sup>1</sup>	923	North Dakota	R-140
Idaho	TN00003	Ohio–VAP	CL0069
Illinois	200008	Oklahoma	9915
Indiana	C-TN-01	Oregon	TN200002
Iowa	364	Pennsylvania	68-02979
Kansas	E-10277	Rhode Island	LA000356
Kentucky <sup>1,6</sup>	KY90010	South Carolina	84004002
Kentucky <sup>2</sup>	16	South Dakota	n/a
Louisiana	AI30792	Tennessee <sup>1,4</sup>	2006
Louisiana	LA018	Texas	T104704245-20-18
Maine	TN00003	Texas <sup>5</sup>	LAB0152
Maryland	324	Utah	TN000032021-11
Massachusetts	M-TN003	Vermont	VT2006
Michigan	9958	Virginia	110033
Minnesota	047-999-395	Washington	C847
Mississippi	TN00003	West Virginia	233
Missouri	340	Wisconsin	998093910
Montana	CERT0086	Wyoming	A2LA
A2LA – ISO 17025	1461.01	AIHA-LAP,LLC EMLAP	100789
A2LA – ISO 17025 <sup>5</sup>	1461.02	DOD	1461.01
Canada	1461.01	USDA	P330-15-00234
EPA–Crypto	TN00003		

<sup>1</sup> Drinking Water <sup>2</sup> Underground Storage Tanks <sup>3</sup> Aquatic Toxicity <sup>4</sup> Chemical/Microbiological <sup>5</sup> Mold <sup>6</sup> Wastewater n/a Accreditation not applicable

\* Not all certifications held by the laboratory are applicable to the results reported in the attached report.

\* Accreditation is only applicable to the test methods specified on each scope of accreditation held by Pace Analytical.



QB Energy Operating  
143 Diamond Avenue  
Parachute, CO 81635

Billing Information:  
SAMEASLEFT

Pres  
Chk

Analysis / Container / Preservative

Chain of Custody Page 1 of 1



12065 Lebanon Rd  
Mount Juliet, TN 37122  
Phone: 615-758-5858  
Phone: 800-767-5859  
Fax: 615-758-5859



Report to:  
Jake Janicek

Project Description:  
Corral Creek 4508 Facility Decommissioning

Email To:  
jjjanicek@qb-energy.com

City/State Collected:  
Piceance Crk, CO

Please Circle:  
PT MI CT ET

Phone: (970) 778-2314

Client Project #

Lab Project #

Collected by (print):  
Trevor Lakin

Site/Facility ID #  
Corral Creek 4508

P.O. #

Collected by (signature):  
*Trevor Lakin*

Immediately Packed on Ice N  Y

Rush? (Lab MUST Be Notified)  
 Same Day  Five Day  
 Next Day  5 Day (Rad Only)  
 Two Day  10 Day (Rad Only)  
 Three Day

Date Results Needed  
Standard TAT

Sample ID	Comp/Grab	Matrix*	Depth	Date	Time	No. of Cntrs
0241017-M79 199-(WH-BASE) @ 12	Grab	SS	12ft	10/17/24	12:54	4
0241017-M79 199-(WH-SW02) @ 12	↓	↓	↓	↓	12:56	4
0241017-M79 199-(WH-WW02) @ 12	↓	↓	↓	↓	12:57	4
0241017-M79 199-(WH-NW02) @ 12	↓	↓	↓	↓	13:00	4
0241017-M79 199-(WH-STOCK)	Comp	↓	-	↓	13:04	4

EQMCTable 915-1

SDG # U790509

T 1070

Acctnum:

Template:

Prelogin:

PM:

PB:

Shipped Via:

Remarks	Sample # (lab only)
	-01
	-02
	-03
	-04
	-05

\* Matrix:  
 SS - Soil AIR - Air F - Filter  
 GW - Groundwater B - Bioassay  
 WW - WasteWater  
 DW - Drinking Water  
 OT - Other

Remarks:

Samples returned via:  
 UPS  FedEx  Courier

Tracking # 7315 3202 6155

pH \_\_\_\_\_ Temp \_\_\_\_\_  
 Flow \_\_\_\_\_ Other \_\_\_\_\_

Sample Receipt Checklist

COC Seal Present/Intact:  N  Y  N

COC Signed/Accurate:  N  Y  N

Bottles arrive intact:  N  Y  N

Correct bottles used:  N  Y  N

Sufficient volume sent:  N  Y  N

If Applicable

VOA Zero Headspace:  Y  N

Preservation Correct/Checked:  Y  N

RAD Screen <0.5 mR/hr:  Y  N

Relinquished by: (Signature)  
*Trevor Lakin*

Date: 10/17/24

Time: 15:50

Relinquished by: (Signature)  
*[Signature]*

Date: 10/17/24

Time: 1700

Relinquished by: (Signature)  
*[Signature]*

Date: \_\_\_\_\_

Time: \_\_\_\_\_

Received by: (Signature)  
*[Signature]*

Received by: (Signature)  
*[Signature]*

Received for lab by: (Signature)  
*[Signature]*

Trip Blank Received: Yes  No

HCL / MeOH TBR

Temp: \_\_\_\_\_ °C

Bottles Received: 20

Date: 10/18/24 Time: 0900

If preservation required by Login: Date/Time

Hold:

Condition:  
NCF /  OK