

## QB Energy

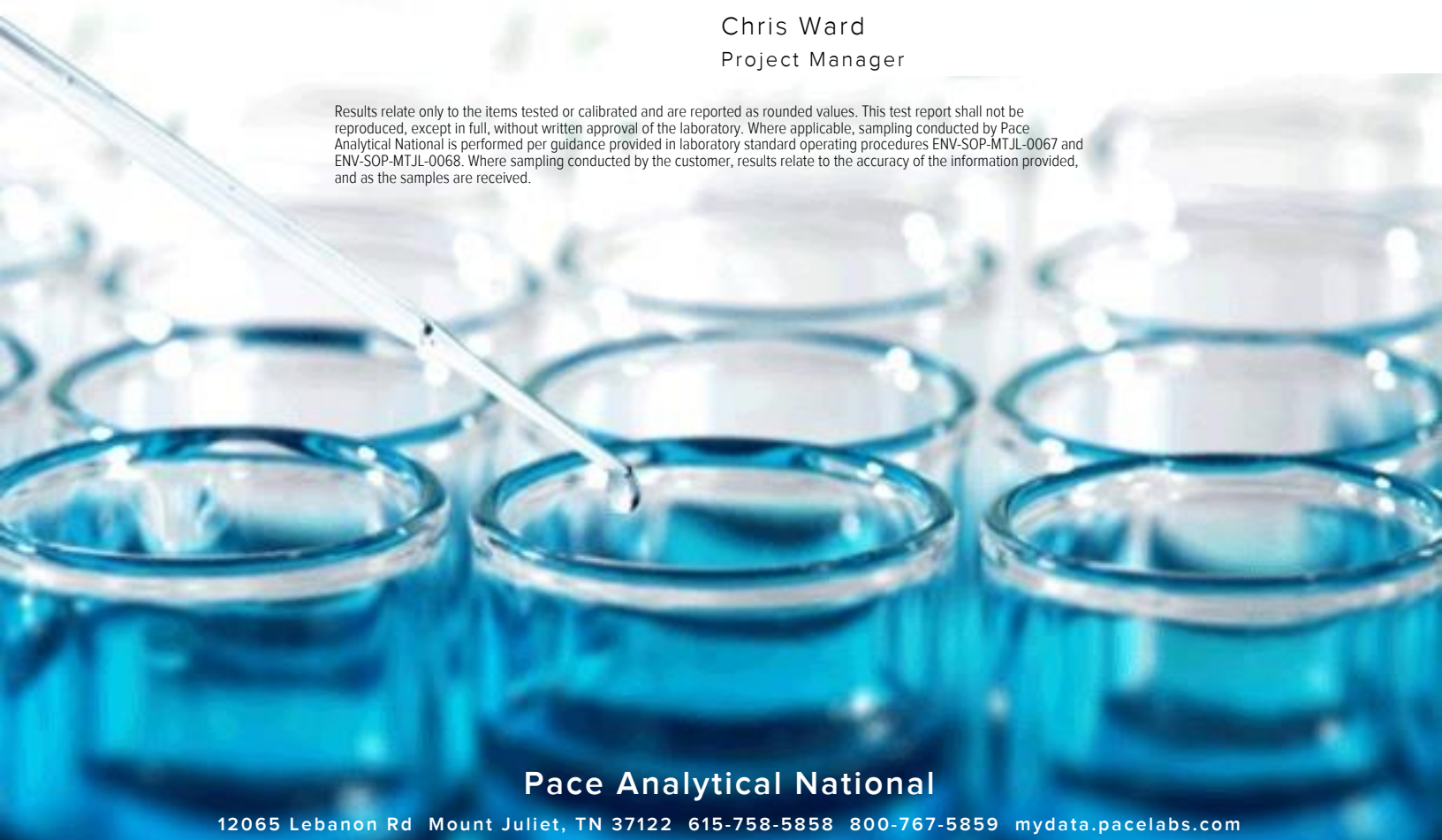
Sample Delivery Group: L1789878  
Samples Received: 10/17/2024  
Project Number:  
Description: Corral Creek 4508 Facility Decommissioning  
Site: CORRAL CREEK 4508  
Report To: Jake J. / Brett M. / Blair R. / Andy V.  
143 Diamond Avenue  
Parachute, CO 81635

Entire Report Reviewed By:



Chris Ward  
Project Manager

Results relate only to the items tested or calibrated and are reported as rounded values. This test report shall not be reproduced, except in full, without written approval of the laboratory. Where applicable, sampling conducted by Pace Analytical National is performed per guidance provided in laboratory standard operating procedures ENV-SOP-MTJL-0067 and ENV-SOP-MTJL-0068. Where sampling conducted by the customer, results relate to the accuracy of the information provided, and as the samples are received.



**Pace Analytical National**

12065 Lebanon Rd Mount Juliet, TN 37122 615-758-5858 800-767-5859 mydata.pacelabs.com

# TABLE OF CONTENTS

<b>Cp: Cover Page</b>	1
<b>Tc: Table of Contents</b>	2
<b>Ss: Sample Summary</b>	3
<b>Cn: Case Narrative</b>	5
<b>Sr: Sample Results</b>	6
20241016-M29 199-(SEP-BASE02)@7 L1789878-01	6
20241016-M29 199-(SEP-NW02)@7 L1789878-02	8
20241016-M29 199-(SEP-EW02)@7 L1789878-03	10
20241016-M29 199-(SEP-SW02)@7 L1789878-04	12
20241016-M29 199-(SEP-STOCK02) L1789878-05	14
<b>Qc: Quality Control Summary</b>	16
Wet Chemistry by Method 7199	16
Wet Chemistry by Method 9045D	17
Wet Chemistry by Method 9050AMod	18
Metals (ICP) by Method 6010B-NE493 Ch 2	19
Metals (ICPMS) by Method 6020	20
Volatile Organic Compounds (GC) by Method 8015D/GRO	21
Volatile Organic Compounds (GC/MS) by Method 8260B	24
Semi-Volatile Organic Compounds (GC) by Method 8015M	25
Semi Volatile Organic Compounds (GC/MS) by Method 8270C-SIM	26
<b>Gl: Glossary of Terms</b>	28
<b>Al: Accreditations &amp; Locations</b>	29
<b>Sc: Sample Chain of Custody</b>	30

<sup>1</sup> Cp

<sup>2</sup> Tc

<sup>3</sup> Ss

<sup>4</sup> Cn

<sup>5</sup> Sr

<sup>6</sup> Qc

<sup>7</sup> Gl

<sup>8</sup> Al

<sup>9</sup> Sc

# SAMPLE SUMMARY

20241016-M29 199-(SEP-BASE02)@7 L1789878-01 Solid

Collected by Trevor Lakin  
 Collected date/time 10/16/24 10:53  
 Received date/time 10/17/24 09:00

Method	Batch	Dilution	Preparation date/time	Analysis date/time	Analyst	Location
Calculated Results	WG2388069	1	10/25/24 15:16	10/25/24 15:16	JTM	Mt. Juliet, TN
Wet Chemistry by Method 7199	WG2384516	1	10/22/24 13:55	10/23/24 02:35	VSS	Mt. Juliet, TN
Wet Chemistry by Method 9045D	WG2389295	1	10/25/24 09:09	10/25/24 11:15	BRT	Mt. Juliet, TN
Wet Chemistry by Method 9050AMod	WG2389300	1	10/25/24 09:10	10/25/24 16:10	KRB	Mt. Juliet, TN
Metals (ICP) by Method 6010B-NE493 Ch 2	WG2388073	1	10/24/24 15:51	10/25/24 13:23	JTM	Mt. Juliet, TN
Metals (ICPMS) by Method 6020	WG2384851	5	10/23/24 22:29	10/24/24 11:25	SJM	Mt. Juliet, TN
Volatile Organic Compounds (GC) by Method 8015D/GRO	WG2386621	1	10/20/24 16:25	10/22/24 00:58	NCD	Mt. Juliet, TN
Volatile Organic Compounds (GC/MS) by Method 8260B	WG2389073	1	10/20/24 16:25	10/25/24 17:34	DWR	Mt. Juliet, TN
Semi-Volatile Organic Compounds (GC) by Method 8015M	WG2389848	1	10/26/24 08:01	10/26/24 20:11	JDG	Mt. Juliet, TN
Semi Volatile Organic Compounds (GC/MS) by Method 8270C-SIM	WG2388743	1	10/24/24 15:04	10/25/24 09:34	JCH	Mt. Juliet, TN



20241016-M29 199-(SEP-NW02)@7 L1789878-02 Solid

Collected by Trevor Lakin  
 Collected date/time 10/16/24 10:55  
 Received date/time 10/17/24 09:00

Method	Batch	Dilution	Preparation date/time	Analysis date/time	Analyst	Location
Calculated Results	WG2388069	1	10/25/24 15:18	10/25/24 15:18	JTM	Mt. Juliet, TN
Wet Chemistry by Method 7199	WG2384516	1	10/22/24 13:55	10/23/24 03:18	VSS	Mt. Juliet, TN
Wet Chemistry by Method 9045D	WG2389295	1	10/25/24 09:09	10/25/24 11:15	BRT	Mt. Juliet, TN
Wet Chemistry by Method 9050AMod	WG2389300	1	10/25/24 09:10	10/25/24 16:10	KRB	Mt. Juliet, TN
Metals (ICP) by Method 6010B-NE493 Ch 2	WG2388073	1	10/24/24 15:51	10/25/24 13:25	JTM	Mt. Juliet, TN
Metals (ICPMS) by Method 6020	WG2384851	5	10/23/24 22:29	10/24/24 11:28	SJM	Mt. Juliet, TN
Volatile Organic Compounds (GC) by Method 8015D/GRO	WG2391136	1	10/20/24 16:25	10/29/24 05:05	DWR	Mt. Juliet, TN
Volatile Organic Compounds (GC/MS) by Method 8260B	WG2389073	1	10/20/24 16:25	10/25/24 17:53	DWR	Mt. Juliet, TN
Semi-Volatile Organic Compounds (GC) by Method 8015M	WG2389848	1	10/26/24 08:01	10/26/24 20:25	JDG	Mt. Juliet, TN
Semi Volatile Organic Compounds (GC/MS) by Method 8270C-SIM	WG2388743	1	10/24/24 15:04	10/25/24 09:51	JCH	Mt. Juliet, TN

20241016-M29 199-(SEP-EW02)@7 L1789878-03 Solid

Collected by Trevor Lakin  
 Collected date/time 10/16/24 10:59  
 Received date/time 10/17/24 09:00

Method	Batch	Dilution	Preparation date/time	Analysis date/time	Analyst	Location
Calculated Results	WG2388069	1	10/25/24 15:21	10/25/24 15:21	JTM	Mt. Juliet, TN
Wet Chemistry by Method 7199	WG2384516	1	10/22/24 13:55	10/23/24 03:24	VSS	Mt. Juliet, TN
Wet Chemistry by Method 9045D	WG2389295	1	10/25/24 09:09	10/25/24 11:15	BRT	Mt. Juliet, TN
Wet Chemistry by Method 9050AMod	WG2389300	1	10/25/24 09:10	10/25/24 16:10	KRB	Mt. Juliet, TN
Metals (ICP) by Method 6010B-NE493 Ch 2	WG2388073	1	10/24/24 15:51	10/25/24 13:28	JTM	Mt. Juliet, TN
Metals (ICPMS) by Method 6020	WG2384851	5	10/23/24 22:29	10/24/24 11:31	SJM	Mt. Juliet, TN
Volatile Organic Compounds (GC) by Method 8015D/GRO	WG2386621	1	10/20/24 16:25	10/22/24 01:44	NCD	Mt. Juliet, TN
Volatile Organic Compounds (GC/MS) by Method 8260B	WG2389073	1	10/20/24 16:25	10/25/24 18:11	DWR	Mt. Juliet, TN
Semi-Volatile Organic Compounds (GC) by Method 8015M	WG2389848	1	10/26/24 08:01	10/26/24 22:34	JDG	Mt. Juliet, TN
Semi Volatile Organic Compounds (GC/MS) by Method 8270C-SIM	WG2388743	1	10/24/24 15:04	10/25/24 10:09	JCH	Mt. Juliet, TN

20241016-M29 199-(SEP-SW02)@7 L1789878-04 Solid

Collected by Trevor Lakin  
 Collected date/time 10/16/24 11:02  
 Received date/time 10/17/24 09:00

Method	Batch	Dilution	Preparation date/time	Analysis date/time	Analyst	Location
Calculated Results	WG2388069	1	10/25/24 15:24	10/25/24 15:24	JTM	Mt. Juliet, TN
Wet Chemistry by Method 7199	WG2384516	1	10/22/24 13:55	10/23/24 03:30	VSS	Mt. Juliet, TN
Wet Chemistry by Method 9045D	WG2389295	1	10/25/24 09:09	10/25/24 11:15	BRT	Mt. Juliet, TN
Wet Chemistry by Method 9050AMod	WG2389300	1	10/25/24 09:10	10/25/24 16:10	KRB	Mt. Juliet, TN
Metals (ICP) by Method 6010B-NE493 Ch 2	WG2388073	1	10/24/24 15:51	10/25/24 13:31	JTM	Mt. Juliet, TN
Metals (ICPMS) by Method 6020	WG2384851	5	10/23/24 22:29	10/24/24 11:34	SJM	Mt. Juliet, TN
Volatile Organic Compounds (GC) by Method 8015D/GRO	WG2386621	1	10/20/24 16:25	10/22/24 02:07	NCD	Mt. Juliet, TN
Volatile Organic Compounds (GC/MS) by Method 8260B	WG2389073	1	10/20/24 16:25	10/25/24 18:30	DWR	Mt. Juliet, TN

# SAMPLE SUMMARY

20241016-M29 199-(SEP-SW02)@7 L1789878-04 Solid

Collected by Trevor Lakin  
 Collected date/time 10/16/24 11:02  
 Received date/time 10/17/24 09:00

Method	Batch	Dilution	Preparation date/time	Analysis date/time	Analyst	Location
Semi-Volatile Organic Compounds (GC) by Method 8015M	WG2389848	1	10/26/24 08:01	10/27/24 00:42	JDG	Mt. Juliet, TN
Semi Volatile Organic Compounds (GC/MS) by Method 8270C-SIM	WG2388743	1	10/24/24 15:04	10/25/24 10:26	JCH	Mt. Juliet, TN

1 Cp

2 Tc

3 Ss

20241016-M29 199-(SEP-STOCK02) L1789878-05 Solid

Collected by Trevor Lakin  
 Collected date/time 10/16/24 11:07  
 Received date/time 10/17/24 09:00

Method	Batch	Dilution	Preparation date/time	Analysis date/time	Analyst	Location
Calculated Results	WG2388069	1	10/25/24 15:27	10/25/24 15:27	JTM	Mt. Juliet, TN
Wet Chemistry by Method 7199	WG2384516	1	10/22/24 13:55	10/23/24 03:37	VSS	Mt. Juliet, TN
Wet Chemistry by Method 9045D	WG2389295	1	10/25/24 09:09	10/25/24 11:15	BRT	Mt. Juliet, TN
Wet Chemistry by Method 9050AMod	WG2389300	1	10/25/24 09:10	10/25/24 16:10	KRB	Mt. Juliet, TN
Metals (ICP) by Method 6010B-NE493 Ch 2	WG2388073	1	10/24/24 15:51	10/25/24 13:34	JTM	Mt. Juliet, TN
Metals (ICPMS) by Method 6020	WG2384851	5	10/23/24 22:29	10/24/24 10:49	SJM	Mt. Juliet, TN
Volatile Organic Compounds (GC) by Method 8015D/GRO	WG2391412	25	10/20/24 16:25	10/31/24 14:45	JHH	Mt. Juliet, TN
Volatile Organic Compounds (GC/MS) by Method 8260B	WG2389073	1	10/20/24 16:25	10/25/24 18:49	DWR	Mt. Juliet, TN
Semi-Volatile Organic Compounds (GC) by Method 8015M	WG2389848	1	10/26/24 08:01	10/26/24 22:19	JDG	Mt. Juliet, TN
Semi Volatile Organic Compounds (GC/MS) by Method 8270C-SIM	WG2388743	1	10/24/24 15:04	10/25/24 10:44	JCH	Mt. Juliet, TN

4 Cn

5 Sr

6 Qc

7 Gl

8 Al

9 Sc

# CASE NARRATIVE

All sample aliquots were received at the correct temperature, in the proper containers, with the appropriate preservatives, and within method specified holding times, unless qualified or notated within the report. Where applicable, all MDL (LOD) and RDL (LOQ) values reported for environmental samples have been corrected for the dilution factor used in the analysis. All Method and Batch Quality Control are within established criteria except where addressed in this case narrative, a non-conformance form or properly qualified within the sample results. By my digital signature below, I affirm to the best of my knowledge, all problems/anomalies observed by the laboratory as having the potential to affect the quality of the data have been identified by the laboratory, and no information or data have been knowingly withheld that would affect the quality of the data.



Chris Ward  
Project Manager

<sup>1</sup> Cp

<sup>2</sup> Tc

<sup>3</sup> Ss

<sup>4</sup> Cn

<sup>5</sup> Sr

<sup>6</sup> Qc

<sup>7</sup> Gl

<sup>8</sup> Al

<sup>9</sup> Sc

Calculated Results

Analyte	Result	Qualifier	Dilution	Analysis date / time	Batch
Sodium Adsorption Ratio	6.53		1	10/25/2024 15:16	WG2388069

Wet Chemistry by Method 7199

Analyte	Result mg/kg	Qualifier	MDL mg/kg	RDL mg/kg	Dilution	Analysis date / time	Batch
Hexavalent Chromium	U		0.255	1.00	1	10/23/2024 02:35	<a href="#">WG2384516</a>

Wet Chemistry by Method 9045D

Analyte	Result	Qualifier	Dilution	Analysis date / time	Batch
pH	8.52	<u>T8</u>	1	10/25/2024 11:15	<a href="#">WG2389295</a>

Sample Narrative:

L1789878-01 WG2389295: 8.52 at 20.4C

Wet Chemistry by Method 9050AMod

Analyte	Result	Units	Qualifier	RDL	Dilution	Analysis date / time	Batch
Specific Conductance	504	umhos/cm		10.0	1	10/25/2024 16:10	<a href="#">WG2389300</a>

Sample Narrative:

L1789878-01 WG2389300: at 25C

Metals (ICP) by Method 6010B-NE493 Ch 2

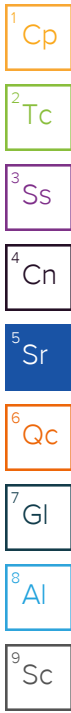
Analyte	Result mg/l	Qualifier	MDL mg/l	RDL mg/l	Dilution	Analysis date / time	Batch
Hot Water Sol. Boron	0.0602	<u>J</u>	0.0167	0.200	1	10/25/2024 13:23	<a href="#">WG2388073</a>

Metals (ICPMS) by Method 6020

Analyte	Result mg/kg	Qualifier	MDL mg/kg	RDL mg/kg	Dilution	Analysis date / time	Batch
Arsenic	4.42		0.100	1.00	5	10/24/2024 11:25	<a href="#">WG2384851</a>
Barium	151		0.152	2.50	5	10/24/2024 11:25	<a href="#">WG2384851</a>
Cadmium	0.0935	<u>J</u>	0.0855	1.00	5	10/24/2024 11:25	<a href="#">WG2384851</a>
Copper	7.00		0.132	5.00	5	10/24/2024 11:25	<a href="#">WG2384851</a>
Lead	12.5		0.0990	2.00	5	10/24/2024 11:25	<a href="#">WG2384851</a>
Nickel	14.5		0.197	2.50	5	10/24/2024 11:25	<a href="#">WG2384851</a>
Selenium	0.228	<u>J</u>	0.180	2.50	5	10/24/2024 11:25	<a href="#">WG2384851</a>
Silver	U		0.0865	0.500	5	10/24/2024 11:25	<a href="#">WG2384851</a>
Zinc	42.9		0.740	25.0	5	10/24/2024 11:25	<a href="#">WG2384851</a>

Volatile Organic Compounds (GC) by Method 8015D/GRO

Analyte	Result mg/kg	Qualifier	MDL mg/kg	RDL mg/kg	Dilution	Analysis date / time	Batch
TPH (GC/FID) Low Fraction	U		0.0217	0.100	1	10/22/2024 00:58	<a href="#">WG2386621</a>
(S) a,a,a-Trifluorotoluene(FID)	97.0			77.0-120		10/22/2024 00:58	<a href="#">WG2386621</a>



## Volatile Organic Compounds (GC/MS) by Method 8260B

Analyte	Result mg/kg	Qualifier	MDL mg/kg	RDL mg/kg	Dilution	Analysis date / time	Batch
Benzene	U		0.000467	0.00100	1	10/25/2024 17:34	<a href="#">WG2389073</a>
Toluene	0.00346	<u>B</u> <u>J</u>	0.00130	0.00500	1	10/25/2024 17:34	<a href="#">WG2389073</a>
Ethylbenzene	U		0.000737	0.00250	1	10/25/2024 17:34	<a href="#">WG2389073</a>
Xylenes, Total	0.00300	<u>J</u>	0.000880	0.00650	1	10/25/2024 17:34	<a href="#">WG2389073</a>
1,2,4-Trimethylbenzene	0.00280	<u>J</u>	0.00158	0.00500	1	10/25/2024 17:34	<a href="#">WG2389073</a>
1,3,5-Trimethylbenzene	U		0.00200	0.00500	1	10/25/2024 17:34	<a href="#">WG2389073</a>
(S) Toluene-d8	101			75.0-131		10/25/2024 17:34	<a href="#">WG2389073</a>
(S) 4-Bromofluorobenzene	100			67.0-138		10/25/2024 17:34	<a href="#">WG2389073</a>
(S) 1,2-Dichloroethane-d4	87.6			70.0-130		10/25/2024 17:34	<a href="#">WG2389073</a>

## Semi-Volatile Organic Compounds (GC) by Method 8015M

Analyte	Result mg/kg	Qualifier	MDL mg/kg	RDL mg/kg	Dilution	Analysis date / time	Batch
C10-C28 Diesel Range	U		1.61	4.00	1	10/26/2024 20:11	<a href="#">WG2389848</a>
C28-C36 Motor Oil Range	U		0.274	4.00	1	10/26/2024 20:11	<a href="#">WG2389848</a>
(S) o-Terphenyl	62.4			18.0-148		10/26/2024 20:11	<a href="#">WG2389848</a>

## Semi Volatile Organic Compounds (GC/MS) by Method 8270C-SIM

Analyte	Result mg/kg	Qualifier	MDL mg/kg	RDL mg/kg	Dilution	Analysis date / time	Batch
Acenaphthene	U		0.00209	0.00600	1	10/25/2024 09:34	<a href="#">WG2388743</a>
Anthracene	U		0.00230	0.00600	1	10/25/2024 09:34	<a href="#">WG2388743</a>
Benzo(a)anthracene	U		0.00173	0.00600	1	10/25/2024 09:34	<a href="#">WG2388743</a>
Benzo(b)fluoranthene	U		0.00153	0.00600	1	10/25/2024 09:34	<a href="#">WG2388743</a>
Benzo(k)fluoranthene	U		0.00215	0.00600	1	10/25/2024 09:34	<a href="#">WG2388743</a>
Benzo(a)pyrene	U		0.00179	0.00600	1	10/25/2024 09:34	<a href="#">WG2388743</a>
Chrysene	U		0.00232	0.00600	1	10/25/2024 09:34	<a href="#">WG2388743</a>
Dibenz(a,h)anthracene	U		0.00172	0.00600	1	10/25/2024 09:34	<a href="#">WG2388743</a>
Fluoranthene	U		0.00227	0.00600	1	10/25/2024 09:34	<a href="#">WG2388743</a>
Fluorene	U		0.00205	0.00600	1	10/25/2024 09:34	<a href="#">WG2388743</a>
Indeno(1,2,3-cd)pyrene	U		0.00181	0.00600	1	10/25/2024 09:34	<a href="#">WG2388743</a>
1-Methylnaphthalene	U		0.00449	0.0200	1	10/25/2024 09:34	<a href="#">WG2388743</a>
2-Methylnaphthalene	U		0.00427	0.0200	1	10/25/2024 09:34	<a href="#">WG2388743</a>
Naphthalene	U		0.00408	0.0200	1	10/25/2024 09:34	<a href="#">WG2388743</a>
Pyrene	U		0.00200	0.00600	1	10/25/2024 09:34	<a href="#">WG2388743</a>
(S) p-Terphenyl-d14	66.0			23.0-120		10/25/2024 09:34	<a href="#">WG2388743</a>
(S) Nitrobenzene-d5	42.8			14.0-149		10/25/2024 09:34	<a href="#">WG2388743</a>
(S) 2-Fluorobiphenyl	62.2			34.0-125		10/25/2024 09:34	<a href="#">WG2388743</a>

1 Cp

2 Tc

3 Ss

4 Cn

5 Sr

6 Qc

7 Gl

8 Al

9 Sc

Calculated Results

Analyte	Result	Qualifier	Dilution	Analysis date / time	Batch
Sodium Adsorption Ratio	3.56		1	10/25/2024 15:18	WG2388069

Wet Chemistry by Method 7199

Analyte	Result mg/kg	Qualifier	MDL mg/kg	RDL mg/kg	Dilution	Analysis date / time	Batch
Hexavalent Chromium	0.340	J	0.255	1.00	1	10/23/2024 03:18	<a href="#">WG2384516</a>

Wet Chemistry by Method 9045D

Analyte	Result	Qualifier	Dilution	Analysis date / time	Batch
pH	8.12	T8	1	10/25/2024 11:15	<a href="#">WG2389295</a>

Sample Narrative:

L1789878-02 WG2389295: 8.12 at 20.2C

Wet Chemistry by Method 9050AMod

Analyte	Result	Units	Qualifier	RDL	Dilution	Analysis date / time	Batch
Specific Conductance	596	umhos/cm		10.0	1	10/25/2024 16:10	<a href="#">WG2389300</a>

Sample Narrative:

L1789878-02 WG2389300: at 25C

Metals (ICP) by Method 6010B-NE493 Ch 2

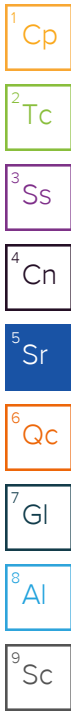
Analyte	Result mg/l	Qualifier	MDL mg/l	RDL mg/l	Dilution	Analysis date / time	Batch
Hot Water Sol. Boron	0.157	J	0.0167	0.200	1	10/25/2024 13:25	<a href="#">WG2388073</a>

Metals (ICPMS) by Method 6020

Analyte	Result mg/kg	Qualifier	MDL mg/kg	RDL mg/kg	Dilution	Analysis date / time	Batch
Arsenic	4.21		0.100	1.00	5	10/24/2024 11:28	<a href="#">WG2384851</a>
Barium	217		0.152	2.50	5	10/24/2024 11:28	<a href="#">WG2384851</a>
Cadmium	0.128	J	0.0855	1.00	5	10/24/2024 11:28	<a href="#">WG2384851</a>
Copper	10.3		0.132	5.00	5	10/24/2024 11:28	<a href="#">WG2384851</a>
Lead	15.4		0.0990	2.00	5	10/24/2024 11:28	<a href="#">WG2384851</a>
Nickel	16.3		0.197	2.50	5	10/24/2024 11:28	<a href="#">WG2384851</a>
Selenium	0.187	J	0.180	2.50	5	10/24/2024 11:28	<a href="#">WG2384851</a>
Silver	U		0.0865	0.500	5	10/24/2024 11:28	<a href="#">WG2384851</a>
Zinc	47.9		0.740	25.0	5	10/24/2024 11:28	<a href="#">WG2384851</a>

Volatile Organic Compounds (GC) by Method 8015D/GRO

Analyte	Result mg/kg	Qualifier	MDL mg/kg	RDL mg/kg	Dilution	Analysis date / time	Batch
TPH (GC/FID) Low Fraction	0.0253	J	0.0217	0.100	1	10/29/2024 05:05	<a href="#">WG2391136</a>
(S) a,a,a-Trifluorotoluene(FID)	98.8			77.0-120		10/29/2024 05:05	<a href="#">WG2391136</a>



## Volatile Organic Compounds (GC/MS) by Method 8260B

Analyte	Result mg/kg	Qualifier	MDL mg/kg	RDL mg/kg	Dilution	Analysis date / time	Batch
Benzene	U		0.000467	0.00100	1	10/25/2024 17:53	<a href="#">WG2389073</a>
Toluene	0.00195	<u>B</u> <u>J</u>	0.00130	0.00500	1	10/25/2024 17:53	<a href="#">WG2389073</a>
Ethylbenzene	U		0.000737	0.00250	1	10/25/2024 17:53	<a href="#">WG2389073</a>
Xylenes, Total	U		0.000880	0.00650	1	10/25/2024 17:53	<a href="#">WG2389073</a>
1,2,4-Trimethylbenzene	U		0.00158	0.00500	1	10/25/2024 17:53	<a href="#">WG2389073</a>
1,3,5-Trimethylbenzene	U		0.00200	0.00500	1	10/25/2024 17:53	<a href="#">WG2389073</a>
(S) Toluene-d8	100			75.0-131		10/25/2024 17:53	<a href="#">WG2389073</a>
(S) 4-Bromofluorobenzene	99.4			67.0-138		10/25/2024 17:53	<a href="#">WG2389073</a>
(S) 1,2-Dichloroethane-d4	85.8			70.0-130		10/25/2024 17:53	<a href="#">WG2389073</a>

## Semi-Volatile Organic Compounds (GC) by Method 8015M

Analyte	Result mg/kg	Qualifier	MDL mg/kg	RDL mg/kg	Dilution	Analysis date / time	Batch
C10-C28 Diesel Range	U		1.61	4.00	1	10/26/2024 20:25	<a href="#">WG2389848</a>
C28-C36 Motor Oil Range	4.04		0.274	4.00	1	10/26/2024 20:25	<a href="#">WG2389848</a>
(S) o-Terphenyl	66.0			18.0-148		10/26/2024 20:25	<a href="#">WG2389848</a>

## Semi Volatile Organic Compounds (GC/MS) by Method 8270C-SIM

Analyte	Result mg/kg	Qualifier	MDL mg/kg	RDL mg/kg	Dilution	Analysis date / time	Batch
Acenaphthene	U		0.00209	0.00600	1	10/25/2024 09:51	<a href="#">WG2388743</a>
Anthracene	U		0.00230	0.00600	1	10/25/2024 09:51	<a href="#">WG2388743</a>
Benzo(a)anthracene	U		0.00173	0.00600	1	10/25/2024 09:51	<a href="#">WG2388743</a>
Benzo(b)fluoranthene	U		0.00153	0.00600	1	10/25/2024 09:51	<a href="#">WG2388743</a>
Benzo(k)fluoranthene	U		0.00215	0.00600	1	10/25/2024 09:51	<a href="#">WG2388743</a>
Benzo(a)pyrene	U		0.00179	0.00600	1	10/25/2024 09:51	<a href="#">WG2388743</a>
Chrysene	U		0.00232	0.00600	1	10/25/2024 09:51	<a href="#">WG2388743</a>
Dibenz(a,h)anthracene	U		0.00172	0.00600	1	10/25/2024 09:51	<a href="#">WG2388743</a>
Fluoranthene	U		0.00227	0.00600	1	10/25/2024 09:51	<a href="#">WG2388743</a>
Fluorene	U		0.00205	0.00600	1	10/25/2024 09:51	<a href="#">WG2388743</a>
Indeno(1,2,3-cd)pyrene	U		0.00181	0.00600	1	10/25/2024 09:51	<a href="#">WG2388743</a>
1-Methylnaphthalene	U		0.00449	0.0200	1	10/25/2024 09:51	<a href="#">WG2388743</a>
2-Methylnaphthalene	U		0.00427	0.0200	1	10/25/2024 09:51	<a href="#">WG2388743</a>
Naphthalene	U		0.00408	0.0200	1	10/25/2024 09:51	<a href="#">WG2388743</a>
Pyrene	U		0.00200	0.00600	1	10/25/2024 09:51	<a href="#">WG2388743</a>
(S) p-Terphenyl-d14	54.6			23.0-120		10/25/2024 09:51	<a href="#">WG2388743</a>
(S) Nitrobenzene-d5	35.9			14.0-149		10/25/2024 09:51	<a href="#">WG2388743</a>
(S) 2-Fluorobiphenyl	51.3			34.0-125		10/25/2024 09:51	<a href="#">WG2388743</a>

1 Cp

2 Tc

3 Ss

4 Cn

5 Sr

6 Qc

7 Gl

8 Al

9 Sc

Calculated Results

Analyte	Result	Qualifier	Dilution	Analysis date / time	Batch
Sodium Adsorption Ratio	4.17		1	10/25/2024 15:21	WG2388069

Wet Chemistry by Method 7199

Analyte	Result mg/kg	Qualifier	MDL mg/kg	RDL mg/kg	Dilution	Analysis date / time	Batch
Hexavalent Chromium	0.328	J	0.255	1.00	1	10/23/2024 03:24	<a href="#">WG2384516</a>

Wet Chemistry by Method 9045D

Analyte	Result	Qualifier	Dilution	Analysis date / time	Batch
pH	8.33	T8	1	10/25/2024 11:15	<a href="#">WG2389295</a>

Sample Narrative:

L1789878-03 WG2389295: 8.33 at 20.3C

Wet Chemistry by Method 9050AMod

Analyte	Result	Units	Qualifier	RDL	Dilution	Analysis date / time	Batch
Specific Conductance	408	umhos/cm		10.0	1	10/25/2024 16:10	<a href="#">WG2389300</a>

Sample Narrative:

L1789878-03 WG2389300: at 25C

Metals (ICP) by Method 6010B-NE493 Ch 2

Analyte	Result mg/l	Qualifier	MDL mg/l	RDL mg/l	Dilution	Analysis date / time	Batch
Hot Water Sol. Boron	0.164	J	0.0167	0.200	1	10/25/2024 13:28	<a href="#">WG2388073</a>

Metals (ICPMS) by Method 6020

Analyte	Result mg/kg	Qualifier	MDL mg/kg	RDL mg/kg	Dilution	Analysis date / time	Batch
Arsenic	5.41		0.100	1.00	5	10/24/2024 11:31	<a href="#">WG2384851</a>
Barium	256		0.152	2.50	5	10/24/2024 11:31	<a href="#">WG2384851</a>
Cadmium	0.143	J	0.0855	1.00	5	10/24/2024 11:31	<a href="#">WG2384851</a>
Copper	10.5		0.132	5.00	5	10/24/2024 11:31	<a href="#">WG2384851</a>
Lead	16.5		0.0990	2.00	5	10/24/2024 11:31	<a href="#">WG2384851</a>
Nickel	17.4		0.197	2.50	5	10/24/2024 11:31	<a href="#">WG2384851</a>
Selenium	0.250	J	0.180	2.50	5	10/24/2024 11:31	<a href="#">WG2384851</a>
Silver	U		0.0865	0.500	5	10/24/2024 11:31	<a href="#">WG2384851</a>
Zinc	45.9		0.740	25.0	5	10/24/2024 11:31	<a href="#">WG2384851</a>

Volatile Organic Compounds (GC) by Method 8015D/GRO

Analyte	Result mg/kg	Qualifier	MDL mg/kg	RDL mg/kg	Dilution	Analysis date / time	Batch
TPH (GC/FID) Low Fraction	0.0486	J	0.0217	0.100	1	10/22/2024 01:44	<a href="#">WG2386621</a>
(S) a,a,a-Trifluorotoluene(FID)	96.5			77.0-120		10/22/2024 01:44	<a href="#">WG2386621</a>



## Volatile Organic Compounds (GC/MS) by Method 8260B

Analyte	Result mg/kg	Qualifier	MDL mg/kg	RDL mg/kg	Dilution	Analysis date / time	Batch
Benzene	U		0.000467	0.00100	1	10/25/2024 18:11	<a href="#">WG2389073</a>
Toluene	0.00197	<u>B</u> <u>J</u>	0.00130	0.00500	1	10/25/2024 18:11	<a href="#">WG2389073</a>
Ethylbenzene	U		0.000737	0.00250	1	10/25/2024 18:11	<a href="#">WG2389073</a>
Xylenes, Total	U		0.000880	0.00650	1	10/25/2024 18:11	<a href="#">WG2389073</a>
1,2,4-Trimethylbenzene	U		0.00158	0.00500	1	10/25/2024 18:11	<a href="#">WG2389073</a>
1,3,5-Trimethylbenzene	U		0.00200	0.00500	1	10/25/2024 18:11	<a href="#">WG2389073</a>
(S) Toluene-d8	101			75.0-131		10/25/2024 18:11	<a href="#">WG2389073</a>
(S) 4-Bromofluorobenzene	99.9			67.0-138		10/25/2024 18:11	<a href="#">WG2389073</a>
(S) 1,2-Dichloroethane-d4	82.3			70.0-130		10/25/2024 18:11	<a href="#">WG2389073</a>

## Semi-Volatile Organic Compounds (GC) by Method 8015M

Analyte	Result mg/kg	Qualifier	MDL mg/kg	RDL mg/kg	Dilution	Analysis date / time	Batch
C10-C28 Diesel Range	3.70	<u>J</u>	1.61	4.00	1	10/26/2024 22:34	<a href="#">WG2389848</a>
C28-C36 Motor Oil Range	7.99		0.274	4.00	1	10/26/2024 22:34	<a href="#">WG2389848</a>
(S) o-Terphenyl	65.8			18.0-148		10/26/2024 22:34	<a href="#">WG2389848</a>

## Semi Volatile Organic Compounds (GC/MS) by Method 8270C-SIM

Analyte	Result mg/kg	Qualifier	MDL mg/kg	RDL mg/kg	Dilution	Analysis date / time	Batch
Acenaphthene	U		0.00209	0.00600	1	10/25/2024 10:09	<a href="#">WG2388743</a>
Anthracene	U		0.00230	0.00600	1	10/25/2024 10:09	<a href="#">WG2388743</a>
Benzo(a)anthracene	U		0.00173	0.00600	1	10/25/2024 10:09	<a href="#">WG2388743</a>
Benzo(b)fluoranthene	U		0.00153	0.00600	1	10/25/2024 10:09	<a href="#">WG2388743</a>
Benzo(k)fluoranthene	U		0.00215	0.00600	1	10/25/2024 10:09	<a href="#">WG2388743</a>
Benzo(a)pyrene	U		0.00179	0.00600	1	10/25/2024 10:09	<a href="#">WG2388743</a>
Chrysene	U		0.00232	0.00600	1	10/25/2024 10:09	<a href="#">WG2388743</a>
Dibenz(a,h)anthracene	U		0.00172	0.00600	1	10/25/2024 10:09	<a href="#">WG2388743</a>
Fluoranthene	U		0.00227	0.00600	1	10/25/2024 10:09	<a href="#">WG2388743</a>
Fluorene	U		0.00205	0.00600	1	10/25/2024 10:09	<a href="#">WG2388743</a>
Indeno(1,2,3-cd)pyrene	U		0.00181	0.00600	1	10/25/2024 10:09	<a href="#">WG2388743</a>
1-Methylnaphthalene	U		0.00449	0.0200	1	10/25/2024 10:09	<a href="#">WG2388743</a>
2-Methylnaphthalene	U		0.00427	0.0200	1	10/25/2024 10:09	<a href="#">WG2388743</a>
Naphthalene	U		0.00408	0.0200	1	10/25/2024 10:09	<a href="#">WG2388743</a>
Pyrene	U		0.00200	0.00600	1	10/25/2024 10:09	<a href="#">WG2388743</a>
(S) p-Terphenyl-d14	62.0			23.0-120		10/25/2024 10:09	<a href="#">WG2388743</a>
(S) Nitrobenzene-d5	47.2			14.0-149		10/25/2024 10:09	<a href="#">WG2388743</a>
(S) 2-Fluorobiphenyl	62.4			34.0-125		10/25/2024 10:09	<a href="#">WG2388743</a>

1 Cp

2 Tc

3 Ss

4 Cn

5 Sr

6 Qc

7 Gl

8 Al

9 Sc

Calculated Results

Analyte	Result	Qualifier	Dilution	Analysis date / time	Batch
Sodium Adsorption Ratio	5.99		1	10/25/2024 15:24	WG2388069

Wet Chemistry by Method 7199

Analyte	Result	Qualifier	MDL	RDL	Dilution	Analysis date / time	Batch
Hexavalent Chromium	0.286	J	0.255	1.00	1	10/23/2024 03:30	<a href="#">WG2384516</a>

Wet Chemistry by Method 9045D

Analyte	Result	Qualifier	Dilution	Analysis date / time	Batch
pH	7.94	T8	1	10/25/2024 11:15	<a href="#">WG2389295</a>

Sample Narrative:

L1789878-04 WG2389295: 7.94 at 20.3C

Wet Chemistry by Method 9050AMod

Analyte	Result	Units	Qualifier	RDL	Dilution	Analysis date / time	Batch
Specific Conductance	1050	umhos/cm		10.0	1	10/25/2024 16:10	<a href="#">WG2389300</a>

Sample Narrative:

L1789878-04 WG2389300: at 25C

Metals (ICP) by Method 6010B-NE493 Ch 2

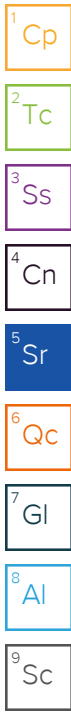
Analyte	Result	Qualifier	MDL	RDL	Dilution	Analysis date / time	Batch
Hot Water Sol. Boron	0.286		0.0167	0.200	1	10/25/2024 13:31	<a href="#">WG2388073</a>

Metals (ICPMS) by Method 6020

Analyte	Result	Qualifier	MDL	RDL	Dilution	Analysis date / time	Batch
Arsenic	4.41		0.100	1.00	5	10/24/2024 11:34	<a href="#">WG2384851</a>
Barium	220		0.152	2.50	5	10/24/2024 11:34	<a href="#">WG2384851</a>
Cadmium	0.0979	J	0.0855	1.00	5	10/24/2024 11:34	<a href="#">WG2384851</a>
Copper	8.92		0.132	5.00	5	10/24/2024 11:34	<a href="#">WG2384851</a>
Lead	12.6		0.0990	2.00	5	10/24/2024 11:34	<a href="#">WG2384851</a>
Nickel	18.4		0.197	2.50	5	10/24/2024 11:34	<a href="#">WG2384851</a>
Selenium	U		0.180	2.50	5	10/24/2024 11:34	<a href="#">WG2384851</a>
Silver	U		0.0865	0.500	5	10/24/2024 11:34	<a href="#">WG2384851</a>
Zinc	42.3		0.740	25.0	5	10/24/2024 11:34	<a href="#">WG2384851</a>

Volatile Organic Compounds (GC) by Method 8015D/GRO

Analyte	Result	Qualifier	MDL	RDL	Dilution	Analysis date / time	Batch
TPH (GC/FID) Low Fraction	0.0783	J	0.0217	0.100	1	10/22/2024 02:07	<a href="#">WG2386621</a>
(S) a,a,a-Trifluorotoluene(FID)	97.7			77.0-120		10/22/2024 02:07	<a href="#">WG2386621</a>



## Volatile Organic Compounds (GC/MS) by Method 8260B

Analyte	Result mg/kg	Qualifier	MDL mg/kg	RDL mg/kg	Dilution	Analysis date / time	Batch
Benzene	U		0.000467	0.00100	1	10/25/2024 18:30	<a href="#">WG2389073</a>
Toluene	0.00203	<u>B</u> <u>J</u>	0.00130	0.00500	1	10/25/2024 18:30	<a href="#">WG2389073</a>
Ethylbenzene	U		0.000737	0.00250	1	10/25/2024 18:30	<a href="#">WG2389073</a>
Xylenes, Total	U		0.000880	0.00650	1	10/25/2024 18:30	<a href="#">WG2389073</a>
1,2,4-Trimethylbenzene	U		0.00158	0.00500	1	10/25/2024 18:30	<a href="#">WG2389073</a>
1,3,5-Trimethylbenzene	U		0.00200	0.00500	1	10/25/2024 18:30	<a href="#">WG2389073</a>
(S) Toluene-d8	101			75.0-131		10/25/2024 18:30	<a href="#">WG2389073</a>
(S) 4-Bromofluorobenzene	101			67.0-138		10/25/2024 18:30	<a href="#">WG2389073</a>
(S) 1,2-Dichloroethane-d4	83.3			70.0-130		10/25/2024 18:30	<a href="#">WG2389073</a>

## Semi-Volatile Organic Compounds (GC) by Method 8015M

Analyte	Result mg/kg	Qualifier	MDL mg/kg	RDL mg/kg	Dilution	Analysis date / time	Batch
C10-C28 Diesel Range	12.2		1.61	4.00	1	10/27/2024 00:42	<a href="#">WG2389848</a>
C28-C36 Motor Oil Range	10.9		0.274	4.00	1	10/27/2024 00:42	<a href="#">WG2389848</a>
(S) o-Terphenyl	55.3			18.0-148		10/27/2024 00:42	<a href="#">WG2389848</a>

## Semi Volatile Organic Compounds (GC/MS) by Method 8270C-SIM

Analyte	Result mg/kg	Qualifier	MDL mg/kg	RDL mg/kg	Dilution	Analysis date / time	Batch
Acenaphthene	U		0.00209	0.00600	1	10/25/2024 10:26	<a href="#">WG2388743</a>
Anthracene	U		0.00230	0.00600	1	10/25/2024 10:26	<a href="#">WG2388743</a>
Benzo(a)anthracene	U		0.00173	0.00600	1	10/25/2024 10:26	<a href="#">WG2388743</a>
Benzo(b)fluoranthene	U		0.00153	0.00600	1	10/25/2024 10:26	<a href="#">WG2388743</a>
Benzo(k)fluoranthene	U		0.00215	0.00600	1	10/25/2024 10:26	<a href="#">WG2388743</a>
Benzo(a)pyrene	U		0.00179	0.00600	1	10/25/2024 10:26	<a href="#">WG2388743</a>
Chrysene	U		0.00232	0.00600	1	10/25/2024 10:26	<a href="#">WG2388743</a>
Dibenz(a,h)anthracene	U		0.00172	0.00600	1	10/25/2024 10:26	<a href="#">WG2388743</a>
Fluoranthene	U		0.00227	0.00600	1	10/25/2024 10:26	<a href="#">WG2388743</a>
Fluorene	U		0.00205	0.00600	1	10/25/2024 10:26	<a href="#">WG2388743</a>
Indeno(1,2,3-cd)pyrene	U		0.00181	0.00600	1	10/25/2024 10:26	<a href="#">WG2388743</a>
1-Methylnaphthalene	U		0.00449	0.0200	1	10/25/2024 10:26	<a href="#">WG2388743</a>
2-Methylnaphthalene	0.00431	<u>J</u>	0.00427	0.0200	1	10/25/2024 10:26	<a href="#">WG2388743</a>
Naphthalene	U		0.00408	0.0200	1	10/25/2024 10:26	<a href="#">WG2388743</a>
Pyrene	U		0.00200	0.00600	1	10/25/2024 10:26	<a href="#">WG2388743</a>
(S) p-Terphenyl-d14	61.1			23.0-120		10/25/2024 10:26	<a href="#">WG2388743</a>
(S) Nitrobenzene-d5	37.2			14.0-149		10/25/2024 10:26	<a href="#">WG2388743</a>
(S) 2-Fluorobiphenyl	62.1			34.0-125		10/25/2024 10:26	<a href="#">WG2388743</a>

1 Cp

2 Tc

3 Ss

4 Cn

5 Sr

6 Qc

7 Gl

8 Al

9 Sc

Calculated Results

Analyte	Result	Qualifier	Dilution	Analysis date / time	Batch
Sodium Adsorption Ratio	4.41		1	10/25/2024 15:27	WG2388069

Wet Chemistry by Method 7199

Analyte	Result mg/kg	Qualifier	MDL mg/kg	RDL mg/kg	Dilution	Analysis date / time	Batch
Hexavalent Chromium	0.456	J	0.255	1.00	1	10/23/2024 03:37	<a href="#">WG2384516</a>

Wet Chemistry by Method 9045D

Analyte	Result	Qualifier	Dilution	Analysis date / time	Batch
pH	8.41	T8	1	10/25/2024 11:15	<a href="#">WG2389295</a>

Sample Narrative:

L1789878-05 WG2389295: 8.41 at 20.2C

Wet Chemistry by Method 9050AMod

Analyte	Result	Units	Qualifier	RDL	Dilution	Analysis date / time	Batch
Specific Conductance	439	umhos/cm		10.0	1	10/25/2024 16:10	<a href="#">WG2389300</a>

Sample Narrative:

L1789878-05 WG2389300: at 25C

Metals (ICP) by Method 6010B-NE493 Ch 2

Analyte	Result mg/l	Qualifier	MDL mg/l	RDL mg/l	Dilution	Analysis date / time	Batch
Hot Water Sol. Boron	0.316		0.0167	0.200	1	10/25/2024 13:34	<a href="#">WG2388073</a>

Metals (ICPMS) by Method 6020

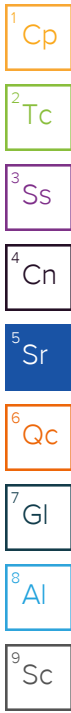
Analyte	Result mg/kg	Qualifier	MDL mg/kg	RDL mg/kg	Dilution	Analysis date / time	Batch
Arsenic	4.92		0.100	1.00	5	10/24/2024 10:49	<a href="#">WG2384851</a>
Barium	328	J3 J6	0.152	2.50	5	10/24/2024 10:49	<a href="#">WG2384851</a>
Cadmium	0.143	J	0.0855	1.00	5	10/24/2024 10:49	<a href="#">WG2384851</a>
Copper	10.0		0.132	5.00	5	10/24/2024 10:49	<a href="#">WG2384851</a>
Lead	14.6		0.0990	2.00	5	10/24/2024 10:49	<a href="#">WG2384851</a>
Nickel	18.1		0.197	2.50	5	10/24/2024 10:49	<a href="#">WG2384851</a>
Selenium	U		0.180	2.50	5	10/24/2024 10:49	<a href="#">WG2384851</a>
Silver	U		0.0865	0.500	5	10/24/2024 10:49	<a href="#">WG2384851</a>
Zinc	45.9		0.740	25.0	5	10/24/2024 10:49	<a href="#">WG2384851</a>

Volatile Organic Compounds (GC) by Method 8015D/GRO

Analyte	Result mg/kg	Qualifier	MDL mg/kg	RDL mg/kg	Dilution	Analysis date / time	Batch
TPH (GC/FID) Low Fraction	0.756	B J	0.543	2.50	25	10/31/2024 14:45	<a href="#">WG2391412</a>
(S) a,a,a-Trifluorotoluene(FID)	102			77.0-120		10/31/2024 14:45	<a href="#">WG2391412</a>

Sample Narrative:

L1789878-05 WG2391412: No stir brs remain for analysis.



## Volatile Organic Compounds (GC/MS) by Method 8260B

Analyte	Result mg/kg	Qualifier	MDL mg/kg	RDL mg/kg	Dilution	Analysis date / time	Batch
Benzene	U		0.000467	0.00100	1	10/25/2024 18:49	<a href="#">WG2389073</a>
Toluene	0.00215	<u>B</u> <u>J</u>	0.00130	0.00500	1	10/25/2024 18:49	<a href="#">WG2389073</a>
Ethylbenzene	U		0.000737	0.00250	1	10/25/2024 18:49	<a href="#">WG2389073</a>
Xylenes, Total	U		0.000880	0.00650	1	10/25/2024 18:49	<a href="#">WG2389073</a>
1,2,4-Trimethylbenzene	U		0.00158	0.00500	1	10/25/2024 18:49	<a href="#">WG2389073</a>
1,3,5-Trimethylbenzene	U		0.00200	0.00500	1	10/25/2024 18:49	<a href="#">WG2389073</a>
(S) Toluene-d8	100			75.0-131		10/25/2024 18:49	<a href="#">WG2389073</a>
(S) 4-Bromofluorobenzene	101			67.0-138		10/25/2024 18:49	<a href="#">WG2389073</a>
(S) 1,2-Dichloroethane-d4	83.0			70.0-130		10/25/2024 18:49	<a href="#">WG2389073</a>

## Semi-Volatile Organic Compounds (GC) by Method 8015M

Analyte	Result mg/kg	Qualifier	MDL mg/kg	RDL mg/kg	Dilution	Analysis date / time	Batch
C10-C28 Diesel Range	5.93		1.61	4.00	1	10/26/2024 22:19	<a href="#">WG2389848</a>
C28-C36 Motor Oil Range	8.34		0.274	4.00	1	10/26/2024 22:19	<a href="#">WG2389848</a>
(S) o-Terphenyl	52.8			18.0-148		10/26/2024 22:19	<a href="#">WG2389848</a>

## Semi Volatile Organic Compounds (GC/MS) by Method 8270C-SIM

Analyte	Result mg/kg	Qualifier	MDL mg/kg	RDL mg/kg	Dilution	Analysis date / time	Batch
Acenaphthene	U		0.00209	0.00600	1	10/25/2024 10:44	<a href="#">WG2388743</a>
Anthracene	U		0.00230	0.00600	1	10/25/2024 10:44	<a href="#">WG2388743</a>
Benzo(a)anthracene	U		0.00173	0.00600	1	10/25/2024 10:44	<a href="#">WG2388743</a>
Benzo(b)fluoranthene	U		0.00153	0.00600	1	10/25/2024 10:44	<a href="#">WG2388743</a>
Benzo(k)fluoranthene	U		0.00215	0.00600	1	10/25/2024 10:44	<a href="#">WG2388743</a>
Benzo(a)pyrene	U		0.00179	0.00600	1	10/25/2024 10:44	<a href="#">WG2388743</a>
Chrysene	U		0.00232	0.00600	1	10/25/2024 10:44	<a href="#">WG2388743</a>
Dibenz(a,h)anthracene	U		0.00172	0.00600	1	10/25/2024 10:44	<a href="#">WG2388743</a>
Fluoranthene	0.00254	<u>J</u>	0.00227	0.00600	1	10/25/2024 10:44	<a href="#">WG2388743</a>
Fluorene	U		0.00205	0.00600	1	10/25/2024 10:44	<a href="#">WG2388743</a>
Indeno(1,2,3-cd)pyrene	U		0.00181	0.00600	1	10/25/2024 10:44	<a href="#">WG2388743</a>
1-Methylnaphthalene	U		0.00449	0.0200	1	10/25/2024 10:44	<a href="#">WG2388743</a>
2-Methylnaphthalene	U		0.00427	0.0200	1	10/25/2024 10:44	<a href="#">WG2388743</a>
Naphthalene	U		0.00408	0.0200	1	10/25/2024 10:44	<a href="#">WG2388743</a>
Pyrene	U		0.00200	0.00600	1	10/25/2024 10:44	<a href="#">WG2388743</a>
(S) p-Terphenyl-d14	63.9			23.0-120		10/25/2024 10:44	<a href="#">WG2388743</a>
(S) Nitrobenzene-d5	46.5			14.0-149		10/25/2024 10:44	<a href="#">WG2388743</a>
(S) 2-Fluorobiphenyl	63.4			34.0-125		10/25/2024 10:44	<a href="#">WG2388743</a>

1 Cp

2 Tc

3 Ss

4 Cn

5 Sr

6 Qc

7 Gl

8 Al

9 Sc

Method Blank (MB)

(MB) R4136193-1 10/23/24 00:35

Analyte	MB Result	MB Qualifier	MB MDL	MB RDL
Hexavalent Chromium	U		0.255	1.00

<sup>1</sup>Cp

<sup>2</sup>Tc

<sup>3</sup>Ss

<sup>4</sup>Cn

<sup>5</sup>Sr

<sup>6</sup>Qc

<sup>7</sup>Gl

<sup>8</sup>Al

<sup>9</sup>Sc

L1789677-03 Original Sample (OS) • Duplicate (DUP)

(OS) L1789677-03 10/23/24 01:14 • (DUP) R4136193-3 10/23/24 01:21

Analyte	Original Result	DUP Result	Dilution	DUP RPD	DUP Qualifier	DUP RPD Limits
Hexavalent Chromium	U	U	1	0.000		20

L1789878-05 Original Sample (OS) • Duplicate (DUP)

(OS) L1789878-05 10/23/24 03:37 • (DUP) R4136193-8 10/23/24 03:43

Analyte	Original Result	DUP Result	Dilution	DUP RPD	DUP Qualifier	DUP RPD Limits
Hexavalent Chromium	0.456	0.406	1	11.7	↓	20

Laboratory Control Sample (LCS)

(LCS) R4136193-2 10/23/24 00:43

Analyte	Spike Amount	LCS Result	LCS Rec.	Rec. Limits	LCS Qualifier
Hexavalent Chromium	10.0	10.6	106	80.0-120	

L1789878-01 Original Sample (OS) • Matrix Spike (MS) • Matrix Spike Duplicate (MSD)

(OS) L1789878-01 10/23/24 02:35 • (MS) R4136193-4 10/23/24 02:41 • (MSD) R4136193-5 10/23/24 02:47

Analyte	Spike Amount	Original Result	MS Result	MSD Result	MS Rec.	MSD Rec.	Dilution	Rec. Limits	MS Qualifier	MSD Qualifier	RPD	RPD Limits
Hexavalent Chromium	20.0	U	20.4	20.7	102	103	1	75.0-125			1.15	20

L1789878-01 Original Sample (OS) • Matrix Spike (MS)

(OS) L1789878-01 10/23/24 02:35 • (MS) R4136193-6 10/23/24 03:06

Analyte	Spike Amount	Original Result	MS Result	MS Rec.	Dilution	Rec. Limits	MS Qualifier
Hexavalent Chromium	656	U	595	90.7	50	75.0-125	

L1789878-04 Original Sample (OS) • Duplicate (DUP)

(OS) L1789878-04 10/25/24 11:15 • (DUP) R4137644-2 10/25/24 11:15

Analyte	Original Result	DUP Result	Dilution	DUP RPD	DUP Qualifier	DUP RPD Limits
pH	7.94	7.91	1	0.379		1

Sample Narrative:  
 OS: 7.94 at 20.3C  
 DUP: 7.91 at 20.4C

L1790970-06 Original Sample (OS) • Duplicate (DUP)

(OS) L1790970-06 10/25/24 11:15 • (DUP) R4137644-3 10/25/24 11:15

Analyte	Original Result	DUP Result	Dilution	DUP RPD	DUP Qualifier	DUP RPD Limits
pH	7.66	7.67	1	0.130		1

Sample Narrative:  
 OS: 7.66 at 19.9C  
 DUP: 7.67 at 20.2C

Laboratory Control Sample (LCS)

(LCS) R4137644-1 10/25/24 11:15

Analyte	Spike Amount	LCS Result	LCS Rec.	Rec. Limits	LCS Qualifier
pH	10.0	9.99	99.9	99.0-101	

Sample Narrative:  
 LCS: 9.99 at 19.7C

<sup>1</sup>Cp

<sup>2</sup>Tc

<sup>3</sup>Ss

<sup>4</sup>Cn

<sup>5</sup>Sr

<sup>6</sup>Qc

<sup>7</sup>Gl

<sup>8</sup>Al

<sup>9</sup>Sc

Method Blank (MB)

(MB) R4137822-1 10/25/24 16:10

Analyte	MB Result	MB Qualifier	MB MDL	MB RDL
Specific Conductance	U		10.0	10.0

Sample Narrative:

BLANK: at 25C

L1789878-03 Original Sample (OS) • Duplicate (DUP)

(OS) L1789878-03 10/25/24 16:10 • (DUP) R4137822-3 10/25/24 16:10

Analyte	Original Result	DUP Result	Dilution	DUP RPD	DUP Qualifier	DUP RPD Limits
Specific Conductance	408	407	1	0.245		20

Sample Narrative:

OS: at 25C

DUP: at 25C

L1790970-05 Original Sample (OS) • Duplicate (DUP)

(OS) L1790970-05 10/25/24 16:10 • (DUP) R4137822-4 10/25/24 16:10

Analyte	Original Result	DUP Result	Dilution	DUP RPD	DUP Qualifier	DUP RPD Limits
Specific Conductance	4250	4240	1	0.236		20

Sample Narrative:

OS: at 25C

DUP: at 25C

Laboratory Control Sample (LCS)

(LCS) R4137822-2 10/25/24 16:10

Analyte	Spike Amount	LCS Result	LCS Rec.	Rec. Limits	LCS Qualifier
Specific Conductance	733	747	102	85.0-115	

Sample Narrative:

LCS: at 25C

<sup>1</sup>Cp

<sup>2</sup>Tc

<sup>3</sup>Ss

<sup>4</sup>Cn

<sup>5</sup>Sr

<sup>6</sup>Qc

<sup>7</sup>Gl

<sup>8</sup>Al

<sup>9</sup>Sc

Method Blank (MB)

(MB) R4137727-1 10/25/24 13:15

Analyte	MB Result mg/l	MB Qualifier	MB MDL mg/l	MB RDL mg/l
Hot Water Sol. Boron	U		0.0167	0.200

Laboratory Control Sample (LCS) • Laboratory Control Sample Duplicate (LCSD)

(LCS) R4137727-2 10/25/24 13:17 • (LCSD) R4137727-3 10/25/24 13:20

Analyte	Spike Amount mg/l	LCS Result mg/l	LCSD Result mg/l	LCS Rec. %	LCSD Rec. %	Rec. Limits %	LCS Qualifier	LCSD Qualifier	RPD %	RPD Limits %
Hot Water Sol. Boron	1.00	1.01	1.02	101	102	80.0-120			0.734	20

<sup>1</sup>Cp

<sup>2</sup>Tc

<sup>3</sup>Ss

<sup>4</sup>Cn

<sup>5</sup>Sr

<sup>6</sup>Qc

<sup>7</sup>Gl

<sup>8</sup>Al

<sup>9</sup>Sc

Method Blank (MB)

(MB) R4137032-1 10/24/24 10:42

Analyte	MB Result	MB Qualifier	MB MDL	MB RDL
	mg/kg		mg/kg	mg/kg
Arsenic	U		0.100	1.00
Barium	U		0.152	2.50
Cadmium	U		0.0855	1.00
Copper	0.278	U	0.133	5.00
Lead	U		0.0990	2.00
Nickel	U		0.197	2.50
Selenium	U		0.180	2.50
Silver	U		0.0865	0.500
Zinc	1.17	U	0.740	25.0

<sup>1</sup>Cp

<sup>2</sup>Tc

<sup>3</sup>Ss

<sup>4</sup>Cn

<sup>5</sup>Sr

<sup>6</sup>Qc

Laboratory Control Sample (LCS)

(LCS) R4137032-2 10/24/24 10:46

Analyte	Spike Amount	LCS Result	LCS Rec.	Rec. Limits	LCS Qualifier
	mg/kg	mg/kg	%	%	
Arsenic	100	103	103	80.0-120	
Barium	100	101	101	80.0-120	
Cadmium	100	104	104	80.0-120	
Copper	100	102	102	80.0-120	
Lead	100	99.5	99.5	80.0-120	
Nickel	100	106	106	80.0-120	
Selenium	100	101	101	80.0-120	
Silver	20.0	20.2	101	80.0-120	
Zinc	100	105	105	80.0-120	

<sup>7</sup>Gl

<sup>8</sup>Al

<sup>9</sup>Sc

L1789878-05 Original Sample (OS) • Matrix Spike (MS) • Matrix Spike Duplicate (MSD)

(OS) L1789878-05 10/24/24 10:49 • (MS) R4137032-5 10/24/24 10:58 • (MSD) R4137032-6 10/24/24 11:01

Analyte	Spike Amount	Original Result	MS Result	MSD Result	MS Rec.	MSD Rec.	Dilution	Rec. Limits	MS Qualifier	MSD Qualifier	RPD	RPD Limits
	mg/kg	mg/kg	mg/kg	mg/kg	%	%		%			%	%
Arsenic	100	4.92	95.3	109	90.4	104	5	75.0-125			13.0	20
Barium	100	328	327	428	0.000	101	5	75.0-125	J6	J3	27.0	20
Cadmium	100	0.143	93.0	106	92.9	106	5	75.0-125			13.3	20
Copper	100	10.0	99.7	114	89.6	103	5	75.0-125			13.0	20
Lead	100	14.6	102	118	87.1	103	5	75.0-125			14.9	20
Nickel	100	18.1	109	124	90.9	106	5	75.0-125			13.1	20
Selenium	100	U	89.1	102	89.1	102	5	75.0-125			13.9	20
Silver	20.0	U	18.2	20.9	91.1	105	5	75.0-125			13.7	20
Zinc	100	45.9	129	149	83.1	103	5	75.0-125			14.4	20

Method Blank (MB)

(MB) R4138704-2 10/21/24 17:43

Analyte	MB Result mg/kg	MB Qualifier	MB MDL mg/kg	MB RDL mg/kg
TPH (GC/FID) Low Fraction	U		0.0217	0.100
<sup>(S)</sup> a,a,a-Trifluorotoluene(FID)	99.0			77.0-120

Laboratory Control Sample (LCS)

(LCS) R4138704-3 10/21/24 18:30

Analyte	Spike Amount mg/kg	LCS Result mg/kg	LCS Rec. %	Rec. Limits %	LCS Qualifier
TPH (GC/FID) Low Fraction	5.00	5.18	104	72.0-127	
<sup>(S)</sup> a,a,a-Trifluorotoluene(FID)			103	77.0-120	

1 Cp

2 Tc

3 Ss

4 Cn

5 Sr

6 Qc

7 Gl

8 Al

9 Sc

Method Blank (MB)

(MB) R4138901-3 10/29/24 03:11

Analyte	MB Result mg/kg	MB Qualifier	MB MDL mg/kg	MB RDL mg/kg
TPH (GC/FID) Low Fraction	U		0.0217	0.100
<sup>(S)</sup> a,a,a-Trifluorotoluene(FID)	101			77.0-120

Laboratory Control Sample (LCS)

(LCS) R4138901-2 10/29/24 02:12

Analyte	Spike Amount mg/kg	LCS Result mg/kg	LCS Rec. %	Rec. Limits %	LCS Qualifier
TPH (GC/FID) Low Fraction	5.00	4.15	83.0	72.0-127	
<sup>(S)</sup> a,a,a-Trifluorotoluene(FID)			103	77.0-120	

- 1 Cp
- 2 Tc
- 3 Ss
- 4 Cn
- 5 Sr
- 6 Qc
- 7 Gl
- 8 Al
- 9 Sc

Method Blank (MB)

(MB) R4140420-3 10/31/24 12:49

Analyte	MB Result mg/kg	MB Qualifier	MB MDL mg/kg	MB RDL mg/kg
TPH (GC/FID) Low Fraction	0.763	↓	0.543	2.50
<sup>(S)</sup> a,a,a-Trifluorotoluene(FID)	102			77.0-120

Laboratory Control Sample (LCS) • Laboratory Control Sample Duplicate (LCSD)

(LCS) R4140420-1 10/31/24 11:12 • (LCSD) R4140420-2 10/31/24 11:35

Analyte	Spike Amount mg/kg	LCS Result mg/kg	LCSD Result mg/kg	LCS Rec. %	LCSD Rec. %	Rec. Limits %	LCS Qualifier	LCSD Qualifier	RPD %	RPD Limits %
TPH (GC/FID) Low Fraction	5.00	5.26	5.66	105	113	72.0-127			7.33	20
<sup>(S)</sup> a,a,a-Trifluorotoluene(FID)				109	111	77.0-120				

- 1 Cp
- 2 Tc
- 3 Ss
- 4 Cn
- 5 Sr
- 6 Qc
- 7 Gl
- 8 Al
- 9 Sc

Method Blank (MB)

(MB) R4137854-2 10/25/24 12:14

Analyte	MB Result	MB Qualifier	MB MDL	MB RDL
	mg/kg		mg/kg	mg/kg
Benzene	U		0.000467	0.00100
Toluene	0.00133	U	0.00130	0.00500
Ethylbenzene	U		0.000737	0.00250
Xylenes, Total	U		0.000880	0.00650
1,2,4-Trimethylbenzene	U		0.00158	0.00500
1,3,5-Trimethylbenzene	U		0.00200	0.00500
(S) Toluene-d8	100			75.0-131
(S) 4-Bromofluorobenzene	100			67.0-138
(S) 1,2-Dichloroethane-d4	82.5			70.0-130

Laboratory Control Sample (LCS)

(LCS) R4137854-1 10/25/24 10:57

Analyte	Spike Amount	LCS Result	LCS Rec.	Rec. Limits	LCS Qualifier
	mg/kg	mg/kg	%	%	
Benzene	0.125	0.135	108	70.0-123	
Toluene	0.125	0.124	99.2	75.0-121	
Ethylbenzene	0.125	0.120	96.0	74.0-126	
Xylenes, Total	0.375	0.350	93.3	72.0-127	
1,2,4-Trimethylbenzene	0.125	0.100	80.0	70.0-126	
1,3,5-Trimethylbenzene	0.125	0.105	84.0	73.0-127	
(S) Toluene-d8			98.8	75.0-131	
(S) 4-Bromofluorobenzene			99.7	67.0-138	
(S) 1,2-Dichloroethane-d4			93.7	70.0-130	

L1790641-01 Original Sample (OS) • Matrix Spike (MS) • Matrix Spike Duplicate (MSD)

(OS) L1790641-01 10/25/24 19:09 • (MS) R4137854-3 10/25/24 21:03 • (MSD) R4137854-4 10/25/24 21:21

Analyte	Spike Amount	Original Result	MS Result	MSD Result	MS Rec.	MSD Rec.	Dilution	Rec. Limits	MS Qualifier	MSD Qualifier	RPD	RPD Limits
	mg/kg	mg/kg	mg/kg	mg/kg	%	%		%			%	%
Benzene	0.262	U	0.318	0.331	140	146	1.81	10.0-149			4.01	37
Toluene	0.262	U	0.288	0.305	127	134	1.81	10.0-156			5.73	38
Ethylbenzene	0.262	U	0.278	0.288	122	127	1.81	10.0-160			3.53	38
Xylenes, Total	0.785	U	0.801	0.826	118	121	1.81	10.0-160			3.07	38
1,2,4-Trimethylbenzene	0.262	U	0.228	0.237	100	104	1.81	10.0-160			3.87	36
1,3,5-Trimethylbenzene	0.262	U	0.233	0.238	103	105	1.81	10.0-160			2.12	38
(S) Toluene-d8					98.8	98.6		75.0-131				
(S) 4-Bromofluorobenzene					99.0	98.5		67.0-138				
(S) 1,2-Dichloroethane-d4					91.9	85.6		70.0-130				



Method Blank (MB)

(MB) R4138426-1 10/26/24 19:28

Analyte	MB Result mg/kg	MB Qualifier	MB MDL mg/kg	MB RDL mg/kg
C10-C28 Diesel Range	U		1.61	4.00
C28-C36 Motor Oil Range	U		0.274	4.00
(S) o-Terphenyl	81.2			18.0-148

Laboratory Control Sample (LCS)

(LCS) R4138426-2 10/26/24 19:42

Analyte	Spike Amount mg/kg	LCS Result mg/kg	LCS Rec. %	Rec. Limits %	LCS Qualifier
C10-C28 Diesel Range	50.0	38.5	77.0	50.0-150	
(S) o-Terphenyl			76.1	18.0-148	

L1790153-03 Original Sample (OS) • Matrix Spike (MS) • Matrix Spike Duplicate (MSD)

(OS) L1790153-03 10/26/24 21:08 • (MS) R4138426-3 10/26/24 21:22 • (MSD) R4138426-4 10/26/24 21:37

Analyte	Spike Amount mg/kg	Original Result mg/kg	MS Result mg/kg	MSD Result mg/kg	MS Rec. %	MSD Rec. %	Dilution	Rec. Limits %	MS Qualifier	MSD Qualifier	RPD %	RPD Limits %
C10-C28 Diesel Range	48.2	1.79	36.0	33.7	71.0	66.2	1	50.0-150			6.60	20
(S) o-Terphenyl					61.8	60.3		18.0-148				

1 Cp

2 Tc

3 Ss

4 Cn

5 Sr

6 Qc

7 Gl

8 Al

9 Sc

Method Blank (MB)

(MB) R4137629-2 10/25/24 01:57

Analyte	MB Result mg/kg	MB Qualifier	MB MDL mg/kg	MB RDL mg/kg
Acenaphthene	U		0.00209	0.00600
Anthracene	U		0.00230	0.00600
Benzo(a)anthracene	U		0.00173	0.00600
Benzo(b)fluoranthene	U		0.00153	0.00600
Benzo(k)fluoranthene	U		0.00215	0.00600
Benzo(a)pyrene	U		0.00179	0.00600
Chrysene	U		0.00232	0.00600
Dibenz(a,h)anthracene	U		0.00172	0.00600
Fluoranthene	U		0.00227	0.00600
Fluorene	U		0.00205	0.00600
Indeno(1,2,3-cd)pyrene	U		0.00181	0.00600
1-Methylnaphthalene	U		0.00449	0.0200
2-Methylnaphthalene	U		0.00427	0.0200
Naphthalene	U		0.00408	0.0200
Pyrene	U		0.00200	0.00600
(S) p-Terphenyl-d14	76.6			23.0-120
(S) Nitrobenzene-d5	56.7			14.0-149
(S) 2-Fluorobiphenyl	74.1			34.0-125

<sup>1</sup>Cp

<sup>2</sup>Tc

<sup>3</sup>Ss

<sup>4</sup>Cn

<sup>5</sup>Sr

<sup>6</sup>Qc

<sup>7</sup>Gl

<sup>8</sup>Al

<sup>9</sup>Sc

Laboratory Control Sample (LCS)

(LCS) R4137629-1 10/25/24 01:40

Analyte	Spike Amount mg/kg	LCS Result mg/kg	LCS Rec. %	Rec. Limits %	LCS Qualifier
Acenaphthene	0.0800	0.0537	67.1	50.0-120	
Anthracene	0.0800	0.0546	68.3	50.0-126	
Benzo(a)anthracene	0.0800	0.0537	67.1	45.0-120	
Benzo(b)fluoranthene	0.0800	0.0474	59.3	42.0-121	
Benzo(k)fluoranthene	0.0800	0.0520	65.0	49.0-125	
Benzo(a)pyrene	0.0800	0.0456	57.0	42.0-120	
Chrysene	0.0800	0.0561	70.1	49.0-122	
Dibenz(a,h)anthracene	0.0800	0.0528	66.0	47.0-125	
Fluoranthene	0.0800	0.0635	79.4	49.0-129	
Fluorene	0.0800	0.0587	73.4	49.0-120	
Indeno(1,2,3-cd)pyrene	0.0800	0.0460	57.5	46.0-125	
1-Methylnaphthalene	0.0800	0.0593	74.1	51.0-121	
2-Methylnaphthalene	0.0800	0.0554	69.3	50.0-120	
Naphthalene	0.0800	0.0520	65.0	50.0-120	
Pyrene	0.0800	0.0538	67.3	43.0-123	

Laboratory Control Sample (LCS)

(LCS) R4137629-1 10/25/24 01:40

Analyte	Spike Amount mg/kg	LCS Result mg/kg	LCS Rec. %	Rec. Limits %	<u>LCS Qualifier</u>
(S) p-Terphenyl-d14			93.5	23.0-120	
(S) Nitrobenzene-d5			71.3	14.0-149	
(S) 2-Fluorobiphenyl			89.2	34.0-125	

L1789495-05 Original Sample (OS) • Matrix Spike (MS) • Matrix Spike Duplicate (MSD)

(OS) L1789495-05 10/25/24 11:02 • (MS) R4137629-3 10/25/24 11:19 • (MSD) R4137629-4 10/25/24 11:37

Analyte	Spike Amount mg/kg	Original Result mg/kg	MS Result mg/kg	MSD Result mg/kg	MS Rec. %	MSD Rec. %	Dilution	Rec. Limits %	<u>MS Qualifier</u>	<u>MSD Qualifier</u>	RPD %	RPD Limits %
Acenaphthene	0.0800	U	0.0497	0.0505	62.1	63.1	1	14.0-127			1.60	27
Anthracene	0.0800	U	0.0473	0.0478	59.1	59.8	1	10.0-145			1.05	30
Benzo(a)anthracene	0.0800	U	0.0476	0.0478	59.5	59.8	1	10.0-139			0.419	30
Benzo(b)fluoranthene	0.0800	U	0.0447	0.0439	55.9	54.9	1	10.0-140			1.81	36
Benzo(k)fluoranthene	0.0800	U	0.0563	0.0574	70.4	71.8	1	10.0-137			1.93	31
Benzo(a)pyrene	0.0800	U	0.0493	0.0487	61.6	60.9	1	10.0-141			1.22	31
Chrysene	0.0800	U	0.0535	0.0621	66.9	77.6	1	10.0-145			14.9	30
Dibenz(a,h)anthracene	0.0800	U	0.0487	0.0495	60.9	61.9	1	10.0-132			1.63	31
Fluoranthene	0.0800	U	0.0604	0.0598	75.5	74.8	1	10.0-153			0.998	33
Fluorene	0.0800	U	0.0538	0.0542	67.3	67.8	1	11.0-130			0.741	29
Indeno(1,2,3-cd)pyrene	0.0800	U	0.0421	0.0413	52.6	51.6	1	10.0-137			1.92	32
1-Methylnaphthalene	0.0800	U	0.0578	0.0601	72.3	75.1	1	10.0-142			3.90	28
2-Methylnaphthalene	0.0800	U	0.0517	0.0531	64.6	66.4	1	10.0-137			2.67	28
Naphthalene	0.0800	U	0.0507	0.0526	63.4	65.8	1	10.0-135			3.68	27
Pyrene	0.0800	U	0.0525	0.0533	65.6	66.6	1	10.0-148			1.51	35
(S) p-Terphenyl-d14					81.5	83.2		23.0-120				
(S) Nitrobenzene-d5					58.2	58.6		14.0-149				
(S) 2-Fluorobiphenyl					72.2	75.1		34.0-125				

1 Cp

2 Tc

3 Ss

4 Cn

5 Sr

6 Qc

7 Gl

8 Al

9 Sc

# GLOSSARY OF TERMS

## Guide to Reading and Understanding Your Laboratory Report

The information below is designed to better explain the various terms used in your report of analytical results from the Laboratory. This is not intended as a comprehensive explanation, and if you have additional questions please contact your project representative.

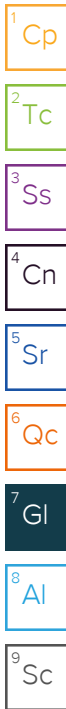
Results Disclaimer - Information that may be provided by the customer, and contained within this report, include Permit Limits, Project Name, Sample ID, Sample Matrix, Sample Preservation, Field Blanks, Field Spikes, Field Duplicates, On-Site Data, Sampling Collection Dates/Times, and Sampling Location. Results relate to the accuracy of this information provided, and as the samples are received.

### Abbreviations and Definitions

MDL	Method Detection Limit.
RDL	Reported Detection Limit.
Rec.	Recovery.
RPD	Relative Percent Difference.
SDG	Sample Delivery Group.
(S)	Surrogate (Surrogate Standard) - Analytes added to every blank, sample, Laboratory Control Sample/Duplicate and Matrix Spike/Duplicate; used to evaluate analytical efficiency by measuring recovery. Surrogates are not expected to be detected in all environmental media.
U	Not detected at the Reporting Limit (or MDL where applicable).
Analyte	The name of the particular compound or analysis performed. Some Analyses and Methods will have multiple analytes reported.
Dilution	If the sample matrix contains an interfering material, the sample preparation volume or weight values differ from the standard, or if concentrations of analytes in the sample are higher than the highest limit of concentration that the laboratory can accurately report, the sample may be diluted for analysis. If a value different than 1 is used in this field, the result reported has already been corrected for this factor.
Limits	These are the target % recovery ranges or % difference value that the laboratory has historically determined as normal for the method and analyte being reported. Successful QC Sample analysis will target all analytes recovered or duplicated within these ranges.
Original Sample	The non-spiked sample in the prep batch used to determine the Relative Percent Difference (RPD) from a quality control sample. The Original Sample may not be included within the reported SDG.
Qualifier	This column provides a letter and/or number designation that corresponds to additional information concerning the result reported. If a Qualifier is present, a definition per Qualifier is provided within the Glossary and Definitions page and potentially a discussion of possible implications of the Qualifier in the Case Narrative if applicable.
Result	The actual analytical final result (corrected for any sample specific characteristics) reported for your sample. If there was no measurable result returned for a specific analyte, the result in this column may state "ND" (Not Detected) or "BDL" (Below Detectable Levels). The information in the results column should always be accompanied by either an MDL (Method Detection Limit) or RDL (Reporting Detection Limit) that defines the lowest value that the laboratory could detect or report for this analyte.
Uncertainty (Radiochemistry)	Confidence level of 2 sigma.
Case Narrative (Cn)	A brief discussion about the included sample results, including a discussion of any non-conformances to protocol observed either at sample receipt by the laboratory from the field or during the analytical process. If present, there will be a section in the Case Narrative to discuss the meaning of any data qualifiers used in the report.
Quality Control Summary (Qc)	This section of the report includes the results of the laboratory quality control analyses required by procedure or analytical methods to assist in evaluating the validity of the results reported for your samples. These analyses are not being performed on your samples typically, but on laboratory generated material.
Sample Chain of Custody (Sc)	This is the document created in the field when your samples were initially collected. This is used to verify the time and date of collection, the person collecting the samples, and the analyses that the laboratory is requested to perform. This chain of custody also documents all persons (excluding commercial shippers) that have had control or possession of the samples from the time of collection until delivery to the laboratory for analysis.
Sample Results (Sr)	This section of your report will provide the results of all testing performed on your samples. These results are provided by sample ID and are separated by the analyses performed on each sample. The header line of each analysis section for each sample will provide the name and method number for the analysis reported.
Sample Summary (Ss)	This section of the Analytical Report defines the specific analyses performed for each sample ID, including the dates and times of preparation and/or analysis.

### Qualifier Description

B	The same analyte is found in the associated blank.
J	The identification of the analyte is acceptable; the reported value is an estimate.
J3	The associated batch QC was outside the established quality control range for precision.
J6	The sample matrix interfered with the ability to make any accurate determination; spike value is low.
T8	Sample(s) received past/too close to holding time expiration.



# ACCREDITATIONS & LOCATIONS

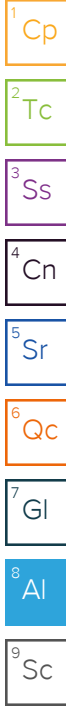
## Pace Analytical National 12065 Lebanon Rd Mount Juliet, TN 37122

Alabama	40660	Nebraska	NE-OS-15-05
Alaska	17-026	Nevada	TN000032021-1
Arizona	AZ0612	New Hampshire	2975
Arkansas	88-0469	New Jersey–NELAP	TN002
California	2932	New Mexico <sup>1</sup>	TN00003
Colorado	TN00003	New York	11742
Connecticut	PH-0197	North Carolina	Env375
Florida	E87487	North Carolina <sup>1</sup>	DW21704
Georgia	NELAP	North Carolina <sup>3</sup>	41
Georgia <sup>1</sup>	923	North Dakota	R-140
Idaho	TN00003	Ohio–VAP	CL0069
Illinois	200008	Oklahoma	9915
Indiana	C-TN-01	Oregon	TN200002
Iowa	364	Pennsylvania	68-02979
Kansas	E-10277	Rhode Island	LA000356
Kentucky <sup>1,6</sup>	KY90010	South Carolina	84004002
Kentucky <sup>2</sup>	16	South Dakota	n/a
Louisiana	AI30792	Tennessee <sup>1,4</sup>	2006
Louisiana	LA018	Texas	T104704245-20-18
Maine	TN00003	Texas <sup>5</sup>	LAB0152
Maryland	324	Utah	TN000032021-11
Massachusetts	M-TN003	Vermont	VT2006
Michigan	9958	Virginia	110033
Minnesota	047-999-395	Washington	C847
Mississippi	TN00003	West Virginia	233
Missouri	340	Wisconsin	998093910
Montana	CERT0086	Wyoming	A2LA
A2LA – ISO 17025	1461.01	AIHA-LAP,LLC EMLAP	100789
A2LA – ISO 17025 <sup>5</sup>	1461.02	DOD	1461.01
Canada	1461.01	USDA	P330-15-00234
EPA–Crypto	TN00003		

<sup>1</sup> Drinking Water <sup>2</sup> Underground Storage Tanks <sup>3</sup> Aquatic Toxicity <sup>4</sup> Chemical/Microbiological <sup>5</sup> Mold <sup>6</sup> Wastewater n/a Accreditation not applicable

\* Not all certifications held by the laboratory are applicable to the results reported in the attached report.

\* Accreditation is only applicable to the test methods specified on each scope of accreditation held by Pace Analytical.



QB Energy Operating  
 143 Diamond Avenue  
 Parachute, CO 81635

Billing Information:  
 SAMEASLEFT

Pres Chk



Report to:  
 Jake Janicek

Email To:  
 jjanicek@qb-energy.com

Project Description:  
 Corral Creek 4508 Facility Decommissioning

City/State Collected: Piceance Crk, CO  
 Please Circle: PT MT CT ET

Phone: (970) 778-2314

Client Project #

Lab Project #

Collected by (print):  
 Trevor Lakin

Site/Facility ID #  
 Corral Creek 4568

P.O. #

Collected by (signature):  
*Trevor Lakin*

Rush? (Lab MUST Be Notified)  
 \_\_\_ Same Day \_\_\_ Five Day  
 \_\_\_ Next Day \_\_\_ 5 Day (Rad Only)  
 \_\_\_ Two Day \_\_\_ 10 Day (Rad Only)  
 \_\_\_ Three Day

Quote #

Immediately Packed on Ice N \_\_\_ Y

Date Results Needed  
 Standard TAT

No. of Cntrs

Sample ID	Comp/Grab	Matrix*	Depth	Date	Time	No. of Cntrs	ECMCTable 915-1	Analysis / Container / Preservative
0241016-M29 199-(SEP-BASE02)07	Grab	SS	7ft	10/16/24	10:53	4	X	
0241016-M29 199-(SEP-NW02)07	↓	↓	↓	↓	10:55	4	X	
0241016-M29 199-(SEP-EW02)07	↓	↓	↓	↓	10:59	4	X	
0241016-M29 199-(SEP-SW02)07	↓	↓	↓	↓	11:02	4	X	
0241016-M29 199-(SEP-STOCK02)	Comp	↓	-	↓	11:07	4	X	

SDG # *L1780678*  
**E238**  
 Acctnum:  
 Template:  
 Prelogin:  
 PM:  
 PB:  
 Shipped Via:  
 Remarks Sample # (lab only)

\* Matrix:  
 SS - Soil AIR - Air F - Filter  
 GW - Groundwater B - Bioassay  
 WW - WasteWater  
 DW - Drinking Water  
 OT - Other

Remarks:  
 Samples returned via:  
 \_\_\_ UPS \_\_\_ FedEx \_\_\_ Courier

Sample Receipt Checklist  
 COC Seal Present/Intact: \_\_\_ NP \_\_\_ Y \_\_\_ N  
 COC Signed/Accurate: \_\_\_ Y \_\_\_ N  
 Bottles arrive intact: \_\_\_ Y \_\_\_ N  
 Correct bottles used: \_\_\_ Y \_\_\_ N  
 Sufficient volume sent: \_\_\_ Y \_\_\_ N  
 If Applicable  
 VOA Zero Headspace: \_\_\_ Y \_\_\_ N  
 Preservation Correct/Checked: \_\_\_ Y \_\_\_ N  
 RAD Screen <0.5 mR/hr: \_\_\_ Y \_\_\_ N

Relinquished by: (Signature)  
*Trevor Lakin*

Date: 10/16/24  
 Time: 16:40

Received by: (Signature)  
*[Signature]*

Trip Blank Received: Yes/No  
 0 HCL / MeOH TBR  
 Temp: *16.9* °C  
 Bottles Received: *28*

If preservation required by Login: Date/Time  
 Hold:  
 Condition: NCF / OK

Relinquished by: (Signature)

Date: / Time:

Received for lab by: (Signature)  
*[Signature]*

Date: 10-17-24 Time: 0900