

Caerus Oil and Gas

Sample Delivery Group: L1779465
Samples Received: 09/19/2024
Project Number:
Description: Corral Creek 4508 Facility Decommissioning
Site: CORRAL CREEK 4508
Report To: Jake J. / Brett M. / Blair R. / Andy V.
143 Diamond Avenue
Parachute, CO 81635

Entire Report Reviewed By:












Chris Ward
Project Manager

Results relate only to the items tested or calibrated and are reported as rounded values. This test report shall not be reproduced, except in full, without written approval of the laboratory. Where applicable, sampling conducted by Pace Analytical National is performed per guidance provided in laboratory standard operating procedures ENV-SOP-MTJL-0067 and ENV-SOP-MTJL-0068. Where sampling conducted by the customer, results relate to the accuracy of the information provided, and as the samples are received.

Pace Analytical National

12065 Lebanon Rd Mount Juliet, TN 37122 615-758-5858 800-767-5859 mydata.pacelabs.com

TABLE OF CONTENTS

Cp: Cover Page	1	
Tc: Table of Contents	2	
Ss: Sample Summary	3	
Cn: Case Narrative	4	
Sr: Sample Results	5	
20240918-CCBG-(M29 199-E)@3 L1779465-01	5	
20240918-CCBG-(M29 199-W)@3 L1779465-02	6	
Qc: Quality Control Summary	7	
Wet Chemistry by Method 7199	7	
Wet Chemistry by Method 9045D	8	
Wet Chemistry by Method 9050AMod	9	
Metals (ICP) by Method 6010B-NE493 Ch 2	10	
Metals (ICPMS) by Method 6020	11	
Gl: Glossary of Terms	12	
Al: Accreditations & Locations	13	
Sc: Sample Chain of Custody	14	

SAMPLE SUMMARY

20240918-CCBG-(M29 199-E)@3 L1779465-01 Solid

Collected by Trevor Lakin Collected date/time 09/18/24 13:10 Received date/time 09/19/24 09:00

Method	Batch	Dilution	Preparation date/time	Analysis date/time	Analyst	Location
Calculated Results	WG2370231	1	09/27/24 22:58	09/27/24 22:58	MAP	Mt. Juliet, TN
Wet Chemistry by Method 7199	WG2368564	1	09/25/24 01:38	09/25/24 15:41	VSS	Mt. Juliet, TN
Wet Chemistry by Method 9045D	WG2371706	1	09/28/24 08:41	09/28/24 16:30	KRB	Mt. Juliet, TN
Wet Chemistry by Method 9050AMod	WG2371709	1	09/28/24 08:46	09/28/24 16:15	KRB	Mt. Juliet, TN
Metals (ICP) by Method 6010B-NE493 Ch 2	WG2370249	1	09/26/24 19:25	09/27/24 00:13	MAP	Mt. Juliet, TN
Metals (ICPMS) by Method 6020	WG2368819	5	09/25/24 18:13	09/26/24 14:24	LD	Mt. Juliet, TN

¹Cp

²Tc

³Ss

⁴Cn

⁵Sr

20240918-CCBG-(M29 199-W)@3 L1779465-02 Solid

Collected by Trevor Lakin Collected date/time 09/18/24 13:44 Received date/time 09/19/24 09:00

Method	Batch	Dilution	Preparation date/time	Analysis date/time	Analyst	Location
Calculated Results	WG2370231	1	09/27/24 23:00	09/27/24 23:00	MAP	Mt. Juliet, TN
Wet Chemistry by Method 7199	WG2368564	1	09/25/24 01:38	09/25/24 15:49	VSS	Mt. Juliet, TN
Wet Chemistry by Method 9045D	WG2371706	1	09/28/24 08:41	09/28/24 16:30	KRB	Mt. Juliet, TN
Wet Chemistry by Method 9050AMod	WG2371709	1	09/28/24 08:46	09/28/24 16:15	KRB	Mt. Juliet, TN
Metals (ICP) by Method 6010B-NE493 Ch 2	WG2370249	1	09/26/24 19:25	09/27/24 00:15	MAP	Mt. Juliet, TN
Metals (ICPMS) by Method 6020	WG2368819	5	09/25/24 18:13	09/26/24 14:27	LD	Mt. Juliet, TN

⁶Qc

⁷Gl

⁸Al

⁹Sc

CASE NARRATIVE

All sample aliquots were received at the correct temperature, in the proper containers, with the appropriate preservatives, and within method specified holding times, unless qualified or notated within the report. Where applicable, all MDL (LOD) and RDL (LOQ) values reported for environmental samples have been corrected for the dilution factor used in the analysis. All Method and Batch Quality Control are within established criteria except where addressed in this case narrative, a non-conformance form or properly qualified within the sample results. By my digital signature below, I affirm to the best of my knowledge, all problems/anomalies observed by the laboratory as having the potential to affect the quality of the data have been identified by the laboratory, and no information or data have been knowingly withheld that would affect the quality of the data.



Chris Ward
Project Manager

¹ Cp

² Tc

³ Ss

⁴ Cn

⁵ Sr

⁶ Qc

⁷ Gl

⁸ Al

⁹ Sc

Calculated Results

Analyte	Result	Qualifier	Dilution	Analysis date / time	Batch
Sodium Adsorption Ratio	0.346		1	09/27/2024 22:58	WG2370231

Wet Chemistry by Method 7199

Analyte	Result	Qualifier	MDL	RDL	Dilution	Analysis date / time	Batch
Hexavalent Chromium	0.388	J	0.255	1.00	1	09/25/2024 15:41	WG2368564

Wet Chemistry by Method 9045D

Analyte	Result	Qualifier	Dilution	Analysis date / time	Batch
pH	7.84	T8	1	09/28/2024 16:30	WG2371706

Sample Narrative:

L1779465-01 WG2371706: 7.84 at 19.3C

Wet Chemistry by Method 9050AMod

Analyte	Result	Units	Qualifier	RDL	Dilution	Analysis date / time	Batch
Specific Conductance	209	umhos/cm		10.0	1	09/28/2024 16:15	WG2371709

Sample Narrative:

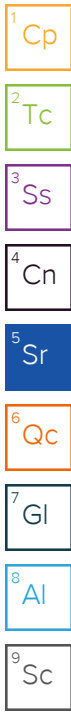
L1779465-01 WG2371709: at 25C

Metals (ICP) by Method 6010B-NE493 Ch 2

Analyte	Result	Qualifier	MDL	RDL	Dilution	Analysis date / time	Batch
Hot Water Sol. Boron	0.168	J	0.0167	0.200	1	09/27/2024 00:13	WG2370249

Metals (ICPMS) by Method 6020

Analyte	Result	Qualifier	MDL	RDL	Dilution	Analysis date / time	Batch
Arsenic	5.17		0.100	1.00	5	09/26/2024 14:24	WG2368819
Barium	220		0.152	2.50	5	09/26/2024 14:24	WG2368819
Cadmium	0.185	J	0.0855	1.00	5	09/26/2024 14:24	WG2368819
Copper	10.8		0.132	5.00	5	09/26/2024 14:24	WG2368819
Lead	15.4		0.0990	2.00	5	09/26/2024 14:24	WG2368819
Nickel	16.5		0.197	2.50	5	09/26/2024 14:24	WG2368819
Selenium	0.609	J	0.180	2.50	5	09/26/2024 14:24	WG2368819
Silver	U		0.0865	0.500	5	09/26/2024 14:24	WG2368819
Zinc	47.9		0.740	25.0	5	09/26/2024 14:24	WG2368819



Calculated Results

Analyte	Result	Qualifier	Dilution	Analysis date / time	Batch
Sodium Adsorption Ratio	0.218		1	09/27/2024 23:00	WG2370231

Wet Chemistry by Method 7199

Analyte	Result mg/kg	Qualifier	MDL mg/kg	RDL mg/kg	Dilution	Analysis date / time	Batch
Hexavalent Chromium	U	J3 J6	0.255	1.00	1	09/25/2024 15:49	WG2368564

Wet Chemistry by Method 9045D

Analyte	Result pH	Qualifier	Dilution	Analysis date / time	Batch
pH	7.75	T8	1	09/28/2024 16:30	WG2371706

Sample Narrative:

L1779465-02 WG2371706: 7.75 at 19.4C

Wet Chemistry by Method 9050AMod

Analyte	Result	Units	Qualifier	RDL	Dilution	Analysis date / time	Batch
Specific Conductance	323	umhos/cm		10.0	1	09/28/2024 16:15	WG2371709

Sample Narrative:

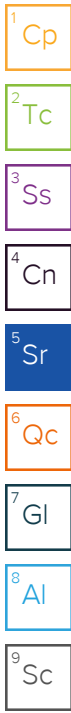
L1779465-02 WG2371709: at 25C

Metals (ICP) by Method 6010B-NE493 Ch 2

Analyte	Result mg/l	Qualifier	MDL mg/l	RDL mg/l	Dilution	Analysis date / time	Batch
Hot Water Sol. Boron	0.701		0.0167	0.200	1	09/27/2024 00:15	WG2370249

Metals (ICPMS) by Method 6020

Analyte	Result mg/kg	Qualifier	MDL mg/kg	RDL mg/kg	Dilution	Analysis date / time	Batch
Arsenic	3.65		0.100	1.00	5	09/26/2024 14:27	WG2368819
Barium	199		0.152	2.50	5	09/26/2024 14:27	WG2368819
Cadmium	0.212	J	0.0855	1.00	5	09/26/2024 14:27	WG2368819
Copper	11.3		0.132	5.00	5	09/26/2024 14:27	WG2368819
Lead	11.8		0.0990	2.00	5	09/26/2024 14:27	WG2368819
Nickel	14.1		0.197	2.50	5	09/26/2024 14:27	WG2368819
Selenium	1.53	J	0.180	2.50	5	09/26/2024 14:27	WG2368819
Silver	U		0.0865	0.500	5	09/26/2024 14:27	WG2368819
Zinc	39.5		0.740	25.0	5	09/26/2024 14:27	WG2368819



Method Blank (MB)

(MB) R4124507-1 09/25/24 15:23

Analyte	MB Result	MB Qualifier	MB MDL	MB RDL
Hexavalent Chromium	U		0.255	1.00

¹Cp

²Tc

³Ss

⁴Cn

⁵Sr

⁶Qc

⁷Gl

⁸Al

⁹Sc

L1779468-02 Original Sample (OS) • Duplicate (DUP)

(OS) L1779468-02 09/25/24 16:43 • (DUP) R4124507-7 09/25/24 17:10

Analyte	Original Result	DUP Result	Dilution	DUP RPD	DUP Qualifier	DUP RPD Limits
Hexavalent Chromium	2.48	2.55	1	3.14		20

L1780153-09 Original Sample (OS) • Duplicate (DUP)

(OS) L1780153-09 09/25/24 19:42 • (DUP) R4124507-8 09/25/24 19:51

Analyte	Original Result	DUP Result	Dilution	DUP RPD	DUP Qualifier	DUP RPD Limits
Hexavalent Chromium	U	U	1	0.000		20

Laboratory Control Sample (LCS)

(LCS) R4124507-2 09/25/24 15:32

Analyte	Spike Amount	LCS Result	LCS Rec.	Rec. Limits	LCS Qualifier
Hexavalent Chromium	10.0	11.2	112	80.0-120	

L1779465-02 Original Sample (OS) • Matrix Spike (MS) • Matrix Spike Duplicate (MSD)

(OS) L1779465-02 09/25/24 15:49 • (MS) R4124507-3 09/25/24 15:58 • (MSD) R4124507-4 09/25/24 16:07

Analyte	Spike Amount	Original Result	MS Result	MSD Result	MS Rec.	MSD Rec.	Dilution	Rec. Limits	MS Qualifier	MSD Qualifier	RPD	RPD Limits
Hexavalent Chromium	20.0	U	9.71	6.26	48.5	31.3	1	75.0-125	<u>J6</u>	<u>J3 J6</u>	43.1	20

L1779465-02 Original Sample (OS) • Matrix Spike (MS)

(OS) L1779465-02 09/25/24 15:49 • (MS) R4124507-5 09/25/24 16:16

Analyte	Spike Amount	Original Result	MS Result	MS Rec.	Dilution	Rec. Limits	MS Qualifier
Hexavalent Chromium	643	U	444	69.0	50	75.0-125	<u>J6</u>

L1775376-01 Original Sample (OS) • Duplicate (DUP)

(OS) L1775376-01 09/28/24 16:30 • (DUP) R4125808-2 09/28/24 16:30

Analyte	Original Result	DUP Result	Dilution	DUP RPD	DUP Qualifier	DUP RPD Limits
	su	su		%		%
pH	8.39	8.36	1	0.358		1

Sample Narrative:

OS: 8.39 at 19.4C
 DUP: 8.36 at 19.3C

L1780151-02 Original Sample (OS) • Duplicate (DUP)

(OS) L1780151-02 09/28/24 16:30 • (DUP) R4125808-3 09/28/24 16:30

Analyte	Original Result	DUP Result	Dilution	DUP RPD	DUP Qualifier	DUP RPD Limits
	pH	su		%		%
pH	7.98	7.96	1	0.251		1

Sample Narrative:

OS: 7.98 at 20C
 DUP: 7.96 at 20C

Laboratory Control Sample (LCS)

(LCS) R4125808-1 09/28/24 16:30

Analyte	Spike Amount	LCS Result	LCS Rec.	Rec. Limits	LCS Qualifier
	su	su	%	%	
pH	10.0	10.0	100	99.0-101	

Sample Narrative:

LCS: 10 at 19.6C

¹Cp

²Tc

³Ss

⁴Cn

⁵Sr

⁶Qc

⁷Gl

⁸Al

⁹Sc

Method Blank (MB)

(MB) R4125806-1 09/28/24 16:15

Analyte	MB Result	MB Qualifier	MB MDL	MB RDL
Specific Conductance	U		10.0	10.0

Sample Narrative:

BLANK: at 25C

L1779465-01 Original Sample (OS) • Duplicate (DUP)

(OS) L1779465-01 09/28/24 16:15 • (DUP) R4125806-3 09/28/24 16:15

Analyte	Original Result	DUP Result	Dilution	DUP RPD	DUP Qualifier	DUP RPD Limits
Specific Conductance	209	208	1	0.288		20

Sample Narrative:

OS: at 25C

DUP: at 25C

L1780151-01 Original Sample (OS) • Duplicate (DUP)

(OS) L1780151-01 09/28/24 16:15 • (DUP) R4125806-4 09/28/24 16:15

Analyte	Original Result	DUP Result	Dilution	DUP RPD	DUP Qualifier	DUP RPD Limits
Specific Conductance	175	177	1	1.02		20

Sample Narrative:

OS: at 25C

DUP: at 25C

Laboratory Control Sample (LCS)

(LCS) R4125806-2 09/28/24 16:15

Analyte	Spike Amount	LCS Result	LCS Rec.	Rec. Limits	LCS Qualifier
Specific Conductance	733	721	98.4	85.0-115	

Sample Narrative:

LCS: at 25C

1 Cp

2 Tc

3 Ss

4 Cn

5 Sr

6 Qc

7 Gl

8 Al

9 Sc

Method Blank (MB)

(MB) R4125138-1 09/27/24 00:08

Analyte	MB Result mg/l	MB Qualifier	MB MDL mg/l	MB RDL mg/l
Hot Water Sol. Boron	U		0.0167	0.200

Laboratory Control Sample (LCS) • Laboratory Control Sample Duplicate (LCSD)

(LCS) R4125138-2 09/27/24 00:09 • (LCSD) R4125138-3 09/27/24 00:11

Analyte	Spike Amount mg/l	LCS Result mg/l	LCSD Result mg/l	LCS Rec. %	LCSD Rec. %	Rec. Limits %	LCS Qualifier	LCSD Qualifier	RPD %	RPD Limits %
Hot Water Sol. Boron	1.00	0.999	1.03	99.9	103	80.0-120			3.02	20

¹Cp

²Tc

³Ss

⁴Cn

⁵Sr

⁶Qc

⁷Gl

⁸Al

⁹Sc

Method Blank (MB)

(MB) R4125007-1 09/26/24 13:38

Analyte	MB Result mg/kg	MB Qualifier	MB MDL mg/kg	MB RDL mg/kg
Arsenic	U		0.100	1.00
Barium	U		0.152	2.50
Cadmium	U		0.0855	1.00
Copper	U		0.133	5.00
Lead	U		0.0990	2.00
Nickel	U		0.197	2.50
Selenium	U		0.180	2.50
Silver	U		0.0865	0.500
Zinc	U		0.740	25.0

¹Cp

²Tc

³Ss

⁴Cn

⁵Sr

⁶Qc

Laboratory Control Sample (LCS) • Laboratory Control Sample Duplicate (LCSD)

(LCS) R4125007-2 09/26/24 13:41 • (LCSD) R4125007-3 09/26/24 13:45

Analyte	Spike Amount mg/kg	LCS Result mg/kg	LCSD Result mg/kg	LCS Rec. %	LCSD Rec. %	Rec. Limits %	LCS Qualifier	LCSD Qualifier	RPD %	RPD Limits %
Arsenic	100	96.4	95.0	96.4	95.0	80.0-120			1.50	20
Barium	100	92.8	92.5	92.8	92.5	80.0-120			0.275	20
Cadmium	100	99.9	98.2	99.9	98.2	80.0-120			1.71	20
Copper	100	97.8	96.3	97.8	96.3	80.0-120			1.54	20
Lead	100	94.0	93.1	94.0	93.1	80.0-120			0.940	20
Nickel	100	102	98.5	102	98.5	80.0-120			3.19	20
Selenium	100	96.2	94.2	96.2	94.2	80.0-120			2.10	20
Silver	20.0	18.8	19.0	94.2	95.0	80.0-120			0.808	20
Zinc	100	97.0	95.6	97.0	95.6	80.0-120			1.40	20

⁷Gl

⁸Al

⁹Sc

L1779675-05 Original Sample (OS) • Matrix Spike (MS) • Matrix Spike Duplicate (MSD)

(OS) L1779675-05 09/26/24 13:48 • (MS) R4125007-6 09/26/24 13:58 • (MSD) R4125007-7 09/26/24 14:01

Analyte	Spike Amount mg/kg	Original Result mg/kg	MS Result mg/kg	MSD Result mg/kg	MS Rec. %	MSD Rec. %	Dilution	Rec. Limits %	MS Qualifier	MSD Qualifier	RPD %	RPD Limits %
Arsenic	100	2.98	98.4	102	95.4	98.5	5	75.0-125			3.09	20
Barium	100	356	405	406	48.6	49.8	5	75.0-125	J6	J6	0.310	20
Cadmium	100	U	100	101	100	101	5	75.0-125			0.819	20
Copper	100	12.3	111	111	98.5	98.3	5	75.0-125			0.184	20
Lead	100	3.38	96.7	99.0	93.3	95.6	5	75.0-125			2.36	20
Nickel	100	17.2	115	118	98.2	101	5	75.0-125			2.15	20
Selenium	100	0.512	98.5	98.6	98.0	98.1	5	75.0-125			0.0326	20
Silver	20.0	U	19.1	19.4	95.7	97.1	5	75.0-125			1.53	20
Zinc	100	27.2	124	124	96.7	96.5	5	75.0-125			0.171	20

GLOSSARY OF TERMS

Guide to Reading and Understanding Your Laboratory Report

The information below is designed to better explain the various terms used in your report of analytical results from the Laboratory. This is not intended as a comprehensive explanation, and if you have additional questions please contact your project representative.

Results Disclaimer - Information that may be provided by the customer, and contained within this report, include Permit Limits, Project Name, Sample ID, Sample Matrix, Sample Preservation, Field Blanks, Field Spikes, Field Duplicates, On-Site Data, Sampling Collection Dates/Times, and Sampling Location. Results relate to the accuracy of this information provided, and as the samples are received.

Abbreviations and Definitions

MDL	Method Detection Limit.
RDL	Reported Detection Limit.
Rec.	Recovery.
RPD	Relative Percent Difference.
SDG	Sample Delivery Group.
U	Not detected at the Reporting Limit (or MDL where applicable).
Analyte	The name of the particular compound or analysis performed. Some Analyses and Methods will have multiple analytes reported.
Dilution	If the sample matrix contains an interfering material, the sample preparation volume or weight values differ from the standard, or if concentrations of analytes in the sample are higher than the highest limit of concentration that the laboratory can accurately report, the sample may be diluted for analysis. If a value different than 1 is used in this field, the result reported has already been corrected for this factor.
Limits	These are the target % recovery ranges or % difference value that the laboratory has historically determined as normal for the method and analyte being reported. Successful QC Sample analysis will target all analytes recovered or duplicated within these ranges.
Original Sample	The non-spiked sample in the prep batch used to determine the Relative Percent Difference (RPD) from a quality control sample. The Original Sample may not be included within the reported SDG.
Qualifier	This column provides a letter and/or number designation that corresponds to additional information concerning the result reported. If a Qualifier is present, a definition per Qualifier is provided within the Glossary and Definitions page and potentially a discussion of possible implications of the Qualifier in the Case Narrative if applicable.
Result	The actual analytical final result (corrected for any sample specific characteristics) reported for your sample. If there was no measurable result returned for a specific analyte, the result in this column may state "ND" (Not Detected) or "BDL" (Below Detectable Levels). The information in the results column should always be accompanied by either an MDL (Method Detection Limit) or RDL (Reporting Detection Limit) that defines the lowest value that the laboratory could detect or report for this analyte.
Uncertainty (Radiochemistry)	Confidence level of 2 sigma.
Case Narrative (Cn)	A brief discussion about the included sample results, including a discussion of any non-conformances to protocol observed either at sample receipt by the laboratory from the field or during the analytical process. If present, there will be a section in the Case Narrative to discuss the meaning of any data qualifiers used in the report.
Quality Control Summary (Qc)	This section of the report includes the results of the laboratory quality control analyses required by procedure or analytical methods to assist in evaluating the validity of the results reported for your samples. These analyses are not being performed on your samples typically, but on laboratory generated material.
Sample Chain of Custody (Sc)	This is the document created in the field when your samples were initially collected. This is used to verify the time and date of collection, the person collecting the samples, and the analyses that the laboratory is requested to perform. This chain of custody also documents all persons (excluding commercial shippers) that have had control or possession of the samples from the time of collection until delivery to the laboratory for analysis.
Sample Results (Sr)	This section of your report will provide the results of all testing performed on your samples. These results are provided by sample ID and are separated by the analyses performed on each sample. The header line of each analysis section for each sample will provide the name and method number for the analysis reported.
Sample Summary (Ss)	This section of the Analytical Report defines the specific analyses performed for each sample ID, including the dates and times of preparation and/or analysis.

Qualifier Description

J	The identification of the analyte is acceptable; the reported value is an estimate.
J3	The associated batch QC was outside the established quality control range for precision.
J6	The sample matrix interfered with the ability to make any accurate determination; spike value is low.
T8	Sample(s) received past/too close to holding time expiration.

1 Cp

2 Tc

3 Ss

4 Cn

5 Sr

6 Qc

7 Gl

8 Al

9 Sc

ACCREDITATIONS & LOCATIONS

Pace Analytical National 12065 Lebanon Rd Mount Juliet, TN 37122

Alabama	40660	Nebraska	NE-OS-15-05
Alaska	17-026	Nevada	TN000032021-1
Arizona	AZ0612	New Hampshire	2975
Arkansas	88-0469	New Jersey–NELAP	TN002
California	2932	New Mexico ¹	TN00003
Colorado	TN00003	New York	11742
Connecticut	PH-0197	North Carolina	Env375
Florida	E87487	North Carolina ¹	DW21704
Georgia	NELAP	North Carolina ³	41
Georgia ¹	923	North Dakota	R-140
Idaho	TN00003	Ohio–VAP	CL0069
Illinois	200008	Oklahoma	9915
Indiana	C-TN-01	Oregon	TN200002
Iowa	364	Pennsylvania	68-02979
Kansas	E-10277	Rhode Island	LA000356
Kentucky ^{1,6}	KY90010	South Carolina	84004002
Kentucky ²	16	South Dakota	n/a
Louisiana	AI30792	Tennessee ^{1,4}	2006
Louisiana	LA018	Texas	T104704245-20-18
Maine	TN00003	Texas ⁵	LAB0152
Maryland	324	Utah	TN000032021-11
Massachusetts	M-TN003	Vermont	VT2006
Michigan	9958	Virginia	110033
Minnesota	047-999-395	Washington	C847
Mississippi	TN00003	West Virginia	233
Missouri	340	Wisconsin	998093910
Montana	CERT0086	Wyoming	A2LA
A2LA – ISO 17025	1461.01	AIHA-LAP,LLC EMLAP	100789
A2LA – ISO 17025 ⁵	1461.02	DOD	1461.01
Canada	1461.01	USDA	P330-15-00234
EPA–Crypto	TN00003		

¹ Drinking Water ² Underground Storage Tanks ³ Aquatic Toxicity ⁴ Chemical/Microbiological ⁵ Mold ⁶ Wastewater n/a Accreditation not applicable

* Not all certifications held by the laboratory are applicable to the results reported in the attached report.

* Accreditation is only applicable to the test methods specified on each scope of accreditation held by Pace Analytical.

¹ Cp

² Tc

³ Ss

⁴ Cn

⁵ Sr

⁶ Qc

⁷ Gl

⁸ Al

⁹ Sc

