

CTEH - ER

Sample Delivery Group: L1855737
Samples Received: 05/07/2025
Project Number: PROJ-054017
Description: Bishop Loss of Containment Incident

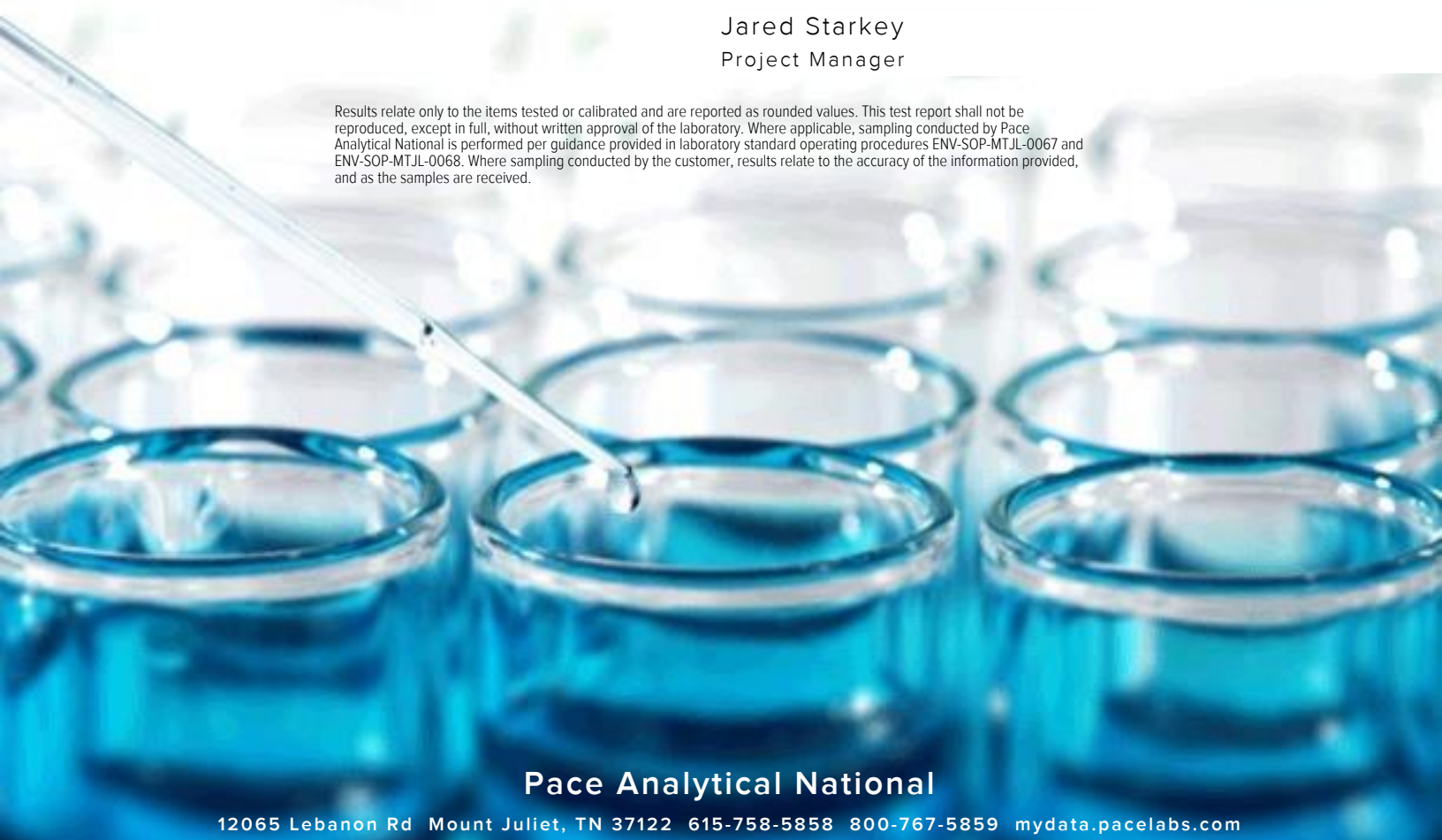
Report To: CTEH
5120 North Shore Drive
North Little Rock, AR 72118

Entire Report Reviewed By:



Jared Starkey
Project Manager










Results relate only to the items tested or calibrated and are reported as rounded values. This test report shall not be reproduced, except in full, without written approval of the laboratory. Where applicable, sampling conducted by Pace Analytical National is performed per guidance provided in laboratory standard operating procedures ENV-SOP-MTJL-0067 and ENV-SOP-MTJL-0068. Where sampling conducted by the customer, results relate to the accuracy of the information provided, and as the samples are received.



Pace Analytical National

12065 Lebanon Rd Mount Juliet, TN 37122 615-758-5858 800-767-5859 mydata.pacelabs.com

TABLE OF CONTENTS

| | | |
|----------------------------------------------|----|-------------------------------------------------------------------------------------|
| Cp: Cover Page | 1 |  |
| Tc: Table of Contents | 2 | |
| Ss: Sample Summary | 3 |  |
| Cn: Case Narrative | 4 | |
| Sr: Sample Results | 5 |  |
| GACO0506T071W002 L1855737-01 | 5 | |
| Qc: Quality Control Summary | 6 |  |
| Radiochemistry by Method 904/9320 | 6 |  |
| Radiochemistry by Method D5174 | 7 | |
| Radiochemistry by Method SM7500Ra B M | 8 |  |
| Gl: Glossary of Terms | 9 |  |
| Al: Accreditations & Locations | 10 |  |
| Sc: Sample Chain of Custody | 11 |  |

SAMPLE SUMMARY

GACO0506T071W002 L1855737-01

Collected by:
 Collected date/time: 05/06/25 11:23
 Received date/time: 05/07/25 08:00

| Method | Batch | Dilution | Preparation date/time | Analysis date/time | Analyst | Location |
|---------------------------------------|-----------|----------|-----------------------|--------------------|---------|----------------|
| Radiochemistry by Method 904/9320 | WG2509168 | 1 | 05/08/25 06:22 | 05/11/25 19:36 | DDD | Mt. Juliet, TN |
| Radiochemistry by Method D5174 | WG2508923 | 1 | 05/07/25 10:40 | 05/08/25 11:41 | CAB | Mt. Juliet, TN |
| Radiochemistry by Method SM7500Ra B M | WG2510105 | 1 | 05/08/25 11:37 | 05/09/25 19:45 | ZRG | Mt. Juliet, TN |

- ¹Cp
- ²Tc
- ³Ss
- ⁴Cn
- ⁵Sr
- ⁶Qc
- ⁷Gl
- ⁸Al
- ⁹Sc

CASE NARRATIVE

Unless qualified or notated within the narrative below, all sample aliquots were received at the correct temperature, in the proper containers, with the appropriate preservatives, and within method specified holding times. Where applicable, all MDL (LOD) and RDL (LOQ) values reported for environmental samples have been corrected for the dilution factor used in the analysis. All radiochemical sample results for solids are reported on a dry weight basis with the exception of tritium, carbon-14 and radon, unless wet weight was requested by the client. All Method and Batch Quality Control are within established criteria except where addressed in this case narrative, a non-conformance form or properly qualified within the sample results. By my digital signature below, I affirm to the best of my knowledge, all problems/anomalies observed by the laboratory as having the potential to affect the quality of the data have been identified by the laboratory, and no information or data have been knowingly withheld that would affect the quality of the data.



Jared Starkey
Project Manager

- ¹ Cp
- ² Tc
- ³ Ss
- ⁴ Cn
- ⁵ Sr
- ⁶ Qc
- ⁷ Gl
- ⁸ Al
- ⁹ Sc

Radiochemistry by Method 904/9320

| Analyte | Result | Qualifier | 2 sigma CE | TPU | MDA | Lc | Analysis Date | Batch |
|-------------|--------|-----------|------------|-------|-------|----------|------------------|---------------------------|
| | pCi/l | | + / - | + / - | pCi/l | pCi/l | date / time | |
| RADIUM-228 | 0.296 | <u>U</u> | 0.475 | 0.500 | 0.810 | 0.272 | 05/11/2025 19:36 | WG2509168 |
| (T) Barium | 78.5 | | | | | 30.0-143 | 05/11/2025 19:36 | WG2509168 |
| (T) Yttrium | 115 | | | | | 30.0-136 | 05/11/2025 19:36 | WG2509168 |

Radiochemistry by Method D5174

| Analyte | Result | Qualifier | Uncertainty | RDL | Analysis Date | Batch |
|---------|--------|-----------|-------------|------|------------------|---------------------------|
| | ug/l | | + / - | ug/l | date / time | |
| Uranium | 70.2 | | 3.14 | 1.00 | 05/08/2025 11:41 | WG2508923 |

Radiochemistry by Method SM7500Ra B M

| Analyte | Result | Qualifier | 2 sigma CE | TPU | MDA | Lc | Analysis Date | Batch |
|----------------|--------|-----------|------------|-------|-------|----------|------------------|---------------------------|
| | pCi/l | | + / - | + / - | pCi/l | pCi/l | date / time | |
| RADIUM-226 | 0.478 | | 0.262 | 0.405 | 0.224 | 0.0639 | 05/09/2025 19:45 | WG2510105 |
| (T) Barium-133 | 96.3 | | | | | 30.0-143 | 05/09/2025 19:45 | WG2510105 |

- 1 Cp
- 2 Tc
- 3 Ss
- 4 Cn
- 5 Sr
- 6 Qc
- 7 Gl
- 8 Al
- 9 Sc

Method Blank (MB)

(MB) R4213586-1 05/11/25 19:36

| Analyte | MB Result pCi/l | MB Qualifier | MB 2 sigma CE + / - | MB MDA pCi/l | MB Lc pCi/l |
|-------------|--------------------|--------------|------------------------|-----------------|----------------|
| Radium-228 | 0.00582 | <u>U</u> | 0.242 | 0.427 | 0.143 |
| (T) Barium | 114 | | 114 | | |
| (T) Yttrium | 93.1 | | 93.1 | | |

L1855777-08 Original Sample (OS) • Duplicate (DUP)

(OS) L1855777-08 05/11/25 19:36 • (DUP) R4213586-5 05/11/25 19:36

| Analyte | Original Result pCi/l | Original 2 sigma CE + / - | Original MDA pCi/l | Original Lc pCi/l | DUP Result pCi/l | DUP 2 sigma CE + / - | DUP MDA pCi/l | DUP Lc pCi/l | DUP RPD % | DUP RER | DUP Qualifier | DUP RPD Limits % | DUP RER Limit |
|-------------|--------------------------|---------------------------------|-----------------------|----------------------|---------------------|----------------------------|------------------|-----------------|--------------|---------|---------------|------------------------|---------------|
| Radium-228 | 0.0669 | 0.612 | 1.07 | 0.360 | 0.536 | 0.588 | 0.987 | 0.333 | 156 | 0.552 | <u>J</u> | 20 | 3 |
| (T) Barium | 96.1 | | | | 99.7 | 99.7 | | | | | | | |
| (T) Yttrium | 110 | | | | 109 | 109 | | | | | | | |

Laboratory Control Sample (LCS)

(LCS) R4213586-2 05/11/25 19:36

| Analyte | Spike Amount pCi/l | LCS Result pCi/l | LCS Rec. % | Rec. Limits % | LCS Qualifier |
|-------------|-----------------------|---------------------|---------------|------------------|---------------|
| Radium-228 | 5.00 | 4.78 | 95.6 | 80.0-120 | |
| (T) Barium | | | 113 | | |
| (T) Yttrium | | | 93.8 | | |

L1849096-21 Original Sample (OS) • Matrix Spike (MS) • Matrix Spike Duplicate (MSD)

(OS) L1849096-21 05/11/25 19:36 • (MS) R4213586-3 05/11/25 19:36 • (MSD) R4213586-4 05/11/25 19:36

| Analyte | Spike Amount pCi/l | Original Result pCi/l | MS Result pCi/l | MSD Result pCi/l | MS Rec. % | MSD Rec. % | Dilution | Rec. Limits % | MS Qualifier | MSD Qualifier | RPD % | MS RER | RPD Limits % |
|-------------|-----------------------|--------------------------|--------------------|---------------------|--------------|---------------|----------|------------------|--------------|---------------|----------|--------|-----------------|
| Radium-228 | 16.7 | 4.60 | 19.4 | 21.4 | 88.3 | 100 | 1 | 70.0-130 | | | 9.87 | | 20 |
| (T) Barium | | 137 | | | 129 | 119 | | | | | | | |
| (T) Yttrium | | 96.2 | | | 103 | 109 | | | | | | | |

- 1 Cp
- 2 Tc
- 3 Ss
- 4 Cn
- 5 Sr
- 6 Qc
- 7 Gl
- 8 Al
- 9 Sc

Method Blank (MB)

(MB) R4211786-1 05/08/25 10:39

| Analyte | MB Result | MB Qualifier | MB MDL | MB RDL |
|---------|-----------|--------------|--------|--------|
| Uranium | U | | 1.00 | 1.00 |

¹Cp

²Tc

³Ss

L1855777-08 Original Sample (OS) • Duplicate (DUP)

(OS) L1855777-08 05/08/25 12:00 • (DUP) R4211786-4 05/08/25 10:48

| Analyte | Original Result | DUP Result | Dilution | DUP RPD | DUP Qualifier | DUP RPD Limits |
|---------|-----------------|------------|----------|---------|---------------|----------------|
| Uranium | 92.7 | 86.1 | 1 | 7.37 | | 20 |

⁴Cn

⁵Sr

Laboratory Control Sample (LCS)

(LCS) R4211786-2 05/08/25 10:41

| Analyte | Spike Amount | LCS Result | LCS Rec. | Rec. Limits | LCS Qualifier |
|---------|--------------|------------|----------|-------------|---------------|
| Uranium | 30.0 | 31.0 | 103 | 80.0-120 | |

⁶Qc

⁷Gl

L1855364-10 Original Sample (OS) • Matrix Spike (MS) • Matrix Spike Duplicate (MSD)

(OS) L1855364-10 05/08/25 11:37 • (MS) R4211786-3 05/08/25 10:45 • (MSD) R4211786-5 05/08/25 10:58

| Analyte | Spike Amount | Original Result | MS Result | MSD Result | MS Rec. | MSD Rec. | Dilution | Rec. Limits | MS Qualifier | MSD Qualifier | RPD | RPD Limits |
|---------|--------------|-----------------|-----------|------------|---------|----------|----------|-------------|--------------|---------------|------|------------|
| Uranium | 20.0 | 82.5 | 105 | 101 | 111 | 91.2 | 1 | 75.0-125 | | | 3.83 | 20 |

⁸Al

⁹Sc

Method Blank (MB)

(MB) R4213241-1 05/09/25 19:45

| Analyte | MB Result pCi/l | MB Qualifier | MB 2 sigma CE + / - | MB MDA pCi/l | MB Lc pCi/l |
|----------------|--------------------|--------------|------------------------|-----------------|----------------|
| Radium-226 | 0.0240 | <u>U</u> | 0.0469 | 0.0791 | 0.0216 |
| (T) Barium-133 | 71.3 | | 71.3 | | |

L1855777-03 Original Sample (OS) • Duplicate (DUP)

(OS) L1855777-03 05/09/25 19:45 • (DUP) R4213241-5 05/09/25 19:45

| Analyte | Original Result pCi/l | Original 2 sigma CE + / - | Original MDA pCi/l | Original Lc pCi/l | DUP Result pCi/l | DUP 2 sigma CE + / - | DUP MDA pCi/l | DUP Lc pCi/l | DUP RPD % | DUP RER | DUP Qualifier | DUP RPD Limits % | DUP RER Limit |
|----------------|--------------------------|---------------------------------|-----------------------|----------------------|---------------------|----------------------------|------------------|-----------------|--------------|---------|---------------|------------------------|---------------|
| Radium-226 | -0.0164 | 0.169 | 0.352 | 0.115 | 0.230 | 0.172 | 0.160 | 0.0346 | 200 | 1.02 | | 20 | 3 |
| (T) Barium-133 | 91.1 | | | | 95.8 | 95.8 | | | | | | | |

Laboratory Control Sample (LCS)

(LCS) R4213241-2 05/09/25 19:45

| Analyte | Spike Amount pCi/l | LCS Result pCi/l | LCS Rec. % | Rec. Limits % | LCS Qualifier |
|----------------|-----------------------|---------------------|---------------|------------------|---------------|
| Radium-226 | 5.00 | 5.47 | 109 | 80.0-120 | |
| (T) Barium-133 | | | 79.1 | | |

L1856335-02 Original Sample (OS) • Matrix Spike (MS) • Matrix Spike Duplicate (MSD)

(OS) L1856335-02 05/09/25 19:45 • (MS) R4213241-3 05/09/25 19:45 • (MSD) R4213241-4 05/09/25 19:45

| Analyte | Spike Amount pCi/l | Original Result pCi/l | MS Result pCi/l | MSD Result pCi/l | MS Rec. % | MSD Rec. % | Dilution | Rec. Limits % | MS Qualifier | MSD Qualifier | RPD % | MS RER | RPD Limits % |
|----------------|-----------------------|--------------------------|--------------------|---------------------|--------------|---------------|----------|------------------|--------------|---------------|----------|--------|-----------------|
| Radium-226 | 20.0 | 0.628 | 18.9 | 22.9 | 91.6 | 111 | 1 | 75.0-125 | | | 18.7 | | 20 |
| (T) Barium-133 | | 98.3 | | | 93.8 | 93.6 | | | | | | | |

1 Cp

2 Tc

3 Ss

4 Cn

5 Sr

6 Qc

7 Gl

8 Al

9 Sc

GLOSSARY OF TERMS

Guide to Reading and Understanding Your Laboratory Report

The information below is designed to better explain the various terms used in your report of analytical results from the Laboratory. This is not intended as a comprehensive explanation, and if you have additional questions please contact your project representative.

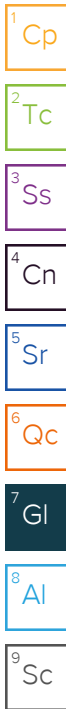
Results Disclaimer - Information that may be provided by the customer, and contained within this report, include Permit Limits, Project Name, Sample ID, Sample Matrix, Sample Preservation, Field Blanks, Field Spikes, Field Duplicates, On-Site Data, Sampling Collection Dates/Times, and Sampling Location. Results relate to the accuracy of this information provided, and as the samples are received.

Abbreviations and Definitions

| | |
|------------------------------|----------------------------------------------------------------------------------------------------------------------------------------------------------------------------------------------------------------------------------------------------------------------------------------------------------------------------------------------------------------------------------------------------------------------------------------------------------------------------------------------------------------------------|
| MDA | Minimum Detectable Activity. |
| MDL | Method Detection Limit. |
| RDL | Reported Detection Limit. |
| Rec. | Recovery. |
| RER | Replicate Error Ratio. |
| RPD | Relative Percent Difference. |
| SDG | Sample Delivery Group. |
| U | Not detected at the Reporting Limit (or MDL where applicable). |
| (T) | Tracer - A radioisotope of known concentration added to a solution of chemically equivalent radioisotopes at a known concentration to assist in monitoring the yield of the chemical separation. |
| Analyte | The name of the particular compound or analysis performed. Some Analyses and Methods will have multiple analytes reported. |
| Dilution | If the sample matrix contains an interfering material, the sample preparation volume or weight values differ from the standard, or if concentrations of analytes in the sample are higher than the highest limit of concentration that the laboratory can accurately report, the sample may be diluted for analysis. If a value different than 1 is used in this field, the result reported has already been corrected for this factor. |
| Limits | These are the target % recovery ranges or % difference value that the laboratory has historically determined as normal for the method and analyte being reported. Successful QC Sample analysis will target all analytes recovered or duplicated within these ranges. |
| Original Sample | The non-spiked sample in the prep batch used to determine the Relative Percent Difference (RPD) from a quality control sample. The Original Sample may not be included within the reported SDG. |
| Qualifier | This column provides a letter and/or number designation that corresponds to additional information concerning the result reported. If a Qualifier is present, a definition per Qualifier is provided within the Glossary and Definitions page and potentially a discussion of possible implications of the Qualifier in the Case Narrative if applicable. |
| Result | The actual analytical final result (corrected for any sample specific characteristics) reported for your sample. If there was no measurable result returned for a specific analyte, the result in this column may state "ND" (Not Detected) or "BDL" (Below Detectable Levels). The information in the results column should always be accompanied by either an MDL (Method Detection Limit) or RDL (Reporting Detection Limit) that defines the lowest value that the laboratory could detect or report for this analyte. |
| Uncertainty (Radiochemistry) | Confidence level of 2 sigma. |
| Case Narrative (Cn) | A brief discussion about the included sample results, including a discussion of any non-conformances to protocol observed either at sample receipt by the laboratory from the field or during the analytical process. If present, there will be a section in the Case Narrative to discuss the meaning of any data qualifiers used in the report. |
| Quality Control Summary (Qc) | This section of the report includes the results of the laboratory quality control analyses required by procedure or analytical methods to assist in evaluating the validity of the results reported for your samples. These analyses are not being performed on your samples typically, but on laboratory generated material. |
| Sample Chain of Custody (Sc) | This is the document created in the field when your samples were initially collected. This is used to verify the time and date of collection, the person collecting the samples, and the analyses that the laboratory is requested to perform. This chain of custody also documents all persons (excluding commercial shippers) that have had control or possession of the samples from the time of collection until delivery to the laboratory for analysis. |
| Sample Results (Sr) | This section of your report will provide the results of all testing performed on your samples. These results are provided by sample ID and are separated by the analyses performed on each sample. The header line of each analysis section for each sample will provide the name and method number for the analysis reported. |
| Sample Summary (Ss) | This section of the Analytical Report defines the specific analyses performed for each sample ID, including the dates and times of preparation and/or analysis. |

Qualifier Description

| | |
|---|-------------------------------------------------------------------------------------|
| J | The identification of the analyte is acceptable; the reported value is an estimate. |
| U | Below Detectable Limits: Indicates that the analyte was not detected. |



ACCREDITATIONS & LOCATIONS

Pace Analytical National 12065 Lebanon Rd Mount Juliet, TN 37122

| | | | |
|-------------------------------|-------------|-----------------------------|------------------|
| Alabama | 40660 | Nebraska | NE-OS-15-05 |
| Alaska | 17-026 | Nevada | TN000032021-1 |
| Arizona | AZ0612 | New Hampshire | 2975 |
| Arkansas | 88-0469 | New Jersey–NELAP | TN002 |
| California | 2932 | New Mexico ¹ | TN00003 |
| Colorado | TN00003 | New York | 11742 |
| Connecticut | PH-0197 | North Carolina | Env375 |
| Florida | E87487 | North Carolina ¹ | DW21704 |
| Georgia | NELAP | North Carolina ³ | 41 |
| Georgia ¹ | 923 | North Dakota | R-140 |
| Idaho | TN00003 | Ohio–VAP | CL0069 |
| Illinois | 200008 | Oklahoma | 9915 |
| Indiana | C-TN-01 | Oregon | TN200002 |
| Iowa | 364 | Pennsylvania | 68-02979 |
| Kansas | E-10277 | Rhode Island | LA000356 |
| Kentucky ^{1,6} | KY90010 | South Carolina | 84004002 |
| Kentucky ² | 16 | South Dakota | n/a |
| Louisiana | AI30792 | Tennessee ^{1,4} | 2006 |
| Louisiana | LA018 | Texas | T104704245-20-18 |
| Maine | TN00003 | Texas ⁵ | LAB0152 |
| Maryland | 324 | Utah | TN000032021-11 |
| Massachusetts | M-TN003 | Vermont | VT2006 |
| Michigan | 9958 | Virginia | 110033 |
| Minnesota | 047-999-395 | Washington | C847 |
| Mississippi | TN00003 | West Virginia | 233 |
| Missouri | 340 | Wisconsin | 998093910 |
| Montana | CERT0086 | Wyoming | A2LA |
| A2LA – ISO 17025 | 1461.01 | AIHA-LAP,LLC EMLAP | 100789 |
| A2LA – ISO 17025 ⁵ | 1461.02 | DOD | 1461.01 |
| Canada | 1461.01 | USDA | P330-15-00234 |
| EPA–Crypto | TN00003 | | |

¹ Drinking Water ² Underground Storage Tanks ³ Aquatic Toxicity ⁴ Chemical/Microbiological ⁵ Mold ⁶ Wastewater n/a Accreditation not applicable

* Not all certifications held by the laboratory are applicable to the results reported in the attached report.

* Accreditation is only applicable to the test methods specified on each scope of accreditation held by Pace Analytical.

¹ Cp

² Tc

³ Ss

⁴ Cn

⁵ Sr

⁶ Qc

⁷ Gl

⁸ Al

⁹ Sc

Pace® Location Requested (City/State):
Pace National, 12065 Lebanon Road, Mt. Juliet, TN 37122

CHAIN-OF-CUSTODY Analytical Request Document

Chain-of-Custody is a LEGAL DOCUMENT - Complete all relevant fields

Company Name: CTEH, LLC
 Street Address: 5120 North Shore Drive, North Little Rock, AR 72118

Customer Project #: PROJ-054017

Project Name: Bishop LOC

Site Collection Info/Facility ID (as applicable): Galeton, CO

Time Zone Collected: [] AK [] PT [X] MT [] CT [] ET


Contact/Report To: Lab Results, Kyle Lawrence, Tami McMullin, Andy Henault, Eric Catlin, Madelyn Klinkerman
 Phone #: _____
 E-Mail: labresults@cteh.com; kylelawrence@cteh.com; tmcnullin@cteh.com; ahenault@cteh.com
 Cc E-Mail: ecattin@cteh.com; mklinkerman@cteh.com

Invoice to: CTEH
 Invoice E-mail: ctehap@montrose-env.com

Purchase Order # (if applicable): _____
 Quote #: _____

County / State origin of sample(s): CO

LAB USE ONLY - Affix Workorder/Login Label Here



Scan QR Code for instructions

W18 55777

Specify Container Size **

| | | | | | | | | | |
|---|---|--|--|--|--|--|--|--|--|
| 1 | 1 | | | | | | | | |
|---|---|--|--|--|--|--|--|--|--|

Identify Container Preservative Type***

| | | | | | | | | | |
|---|---|--|--|--|--|--|--|--|--|
| 2 | 2 | | | | | | | | |
|---|---|--|--|--|--|--|--|--|--|

Analysis Requested

** Container Size: (1) 1L, (2) 500mL, (3) 250mL, (4) 125mL, (5) 100mL, (6) 40mL vial, (7) EnCore, (8) TerraCore, (9) 90mL, (10) Other
 *** Preservative Types: (1) None, (2) HNO3, (3) H2SO4, (4) HCl, (5) NaOH, (6) Zn Acetate, (7) NaHSO4, (8) Sod. Thiosulfate, (9) Ascorbic Acid, (10) MeOH, (11) Other

Data Deliverables: [X] Level II [] Level III [] Level IV
 [] EQUIS
 [] Other _____

Regulatory Program (DW, RCRA, etc.) as applicable: Reportable [] Yes [] No

Rush (Pre-approval required): [X] Same Day [] 1 Day [] 2 Day [] 3 Day Other _____

Date Results Requested: _____

DW PWSID # or WW Permit # as applicable: _____

Field Filtered (if applicable): [] Yes [] No

Analysis: _____

* Matrix Codes (Insert in Matrix box below): Drinking Water (DW), Ground Water (GW), Wastewater (WW), Product (P), Soil/Solid (SS), Oil (OI), Wipe (WP), Tissue (TS), Bioassay (B), Vapor (V), Surface Water (SW), Sediment (SED), Sludge (SL), Caulk (CK), Leachate (LL), Biosolid (BS), Other (OT)

| Customer Sample ID | Matrix * | Comp / Grab | Composite Start | | Collected or Composite End | | # Cont. | Residual Chlorine | | M; Radium 228 EPA | Uranium ASTM D5174 |
|--------------------|----------|-------------|-----------------|------|----------------------------|------|---------|-------------------|-------|-------------------|--------------------|
| | | | Date | Time | Date | Time | | Result | Units | | |
| GAC00506T071W002 | SW | G | - | - | 5/6/2025 | 1123 | 2 | - | - | X | X |
| PA | | | | | | | | | | | |

Proj. Mgr: 546-Jared Starkey
 AcctNum / Client ID: CTEHER
 Table #: _____
 Profile / Template: T271979
 Prelog / Bottle Ord. ID: _____

Sample Comment: *ol*

Reservation non-conformance identified for sample.

TLA9 0.7+0.4=1.1

Sample Receipt Checklist

Seal Present/Intact: Y N NP IF Applicable

Signed/Accurate: Y N VOA Zero Headspace: Y N

Bottles arrive intact: Y N Pres. Correct/Check: Y N

Correct bottles used: Y N

Client volume sent: Y N Condition: NCF OK

Residual Chlorine < 0.5 mR/hr: Y N Count = 2

Additional Instructions from Pace®: _____

Collected By: *Prewley Alaniz*
 Printed Name: Prewley Alaniz
 Signature: _____

Customer Remarks / Special Conditions / Possible Hazards: _____

| | | | | |
|-----------------------------------------------------------------|---------------------------|----------------------------------------------|---------------------------|-----------------------------------------|
| Relinquished by/Company: (Signature) <i>Prewley Alaniz</i> CTEH | Date/Time: 05/10/25 18:00 | Received by/Company: (Signature) <i>DACT</i> | Date/Time: 05/10/25 18:00 | Tracking Number: |
| Relinquished by/Company: (Signature) | Date/Time: | Received by/Company: (Signature) | Date/Time: 5/7/25 8:00am | Delivered by: [] In-Person [] Courier |
| Relinquished by/Company: (Signature) | Date/Time: | Received by/Company: (Signature) | Date/Time: | [] FedEx [] UPS [] Other |
| Relinquished by/Company: (Signature) | Date/Time: | Received by/Company: (Signature) | Date/Time: | Page: of |