

CTEH - ER

Sample Delivery Group: L1858896
Samples Received: 05/15/2025
Project Number: PROJ-054017
Description: Bishop Loss of Containment Incident

Report To: CTEH
5120 North Shore Drive
North Little Rock, AR 72118












Entire Report Reviewed By:



Jared Starkey
Project Manager

Results relate only to the items tested or calibrated and are reported as rounded values. This test report shall not be reproduced, except in full, without written approval of the laboratory. Where applicable, sampling conducted by Pace Analytical National is performed per guidance provided in laboratory standard operating procedures ENV-SOP-MTJL-0067 and ENV-SOP-MTJL-0068. Where sampling conducted by the customer, results relate to the accuracy of the information provided, and as the samples are received.

TABLE OF CONTENTS

Cp: Cover Page	1	
Tc: Table of Contents	2	
Ss: Sample Summary	3	
Cn: Case Narrative	4	
Sr: Sample Results	5	
GACO0514TT005 L1858896-01	5	
Qc: Quality Control Summary	7	
Volatile Organic Compounds (GC/MS) by Method 8260D	7	
Gl: Glossary of Terms	11	
Al: Accreditations & Locations	12	
Sc: Sample Chain of Custody	13	

SAMPLE SUMMARY

GACO0514TT005 L1858896-01

Collected by: Kaitlin Wykoff
Collected date/time: 05/14/25 07:00
Received date/time: 05/15/25 08:00

Method	Batch	Dilution	Preparation date/time	Analysis date/time	Analyst	Location
Volatile Organic Compounds (GC/MS) by Method 8260D	WG2515550	1	05/15/25 10:00	05/15/25 10:00	DWR	Mt. Juliet, TN

¹ Cp

² Tc

³ Ss

⁴ Cn

⁵ Sr

⁶ Qc

⁷ Gl

⁸ Al

⁹ Sc

CASE NARRATIVE

Unless qualified or notated within the narrative below, all sample aliquots were received at the correct temperature, in the proper containers, with the appropriate preservatives, and within method specified holding times. Where applicable, all MDL (LOD) and RDL (LOQ) values reported for environmental samples have been corrected for the dilution factor used in the analysis. All Method and Batch Quality Control are within established criteria except where addressed in this case narrative, a non-conformance form or properly qualified within the sample results. By my digital signature below, I affirm to the best of my knowledge, all problems/anomalies observed by the laboratory as having the potential to affect the quality of the data have been identified by the laboratory, and no information or data have been knowingly withheld that would affect the quality of the data.

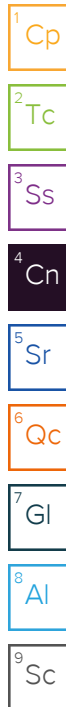


Jared Starkey
Project Manager

Volatile Organic Compounds (GC/MS) by Method 8260D

The reported concentration is an estimate. The continuing calibration standard associated with this data responded low. Method sensitivity check is acceptable.

Batch	Lab Sample ID	Analytes
WG2515550	L1858896-01	11 analytes



Volatile Organic Compounds (GC/MS) by Method 8260D

Analyte	Result	Qualifier	RDL	Dilution	Analysis	Batch
	ug/l		ug/l		date / time	
Acetone	ND		50.0	1	05/15/2025 10:00	WG2515550
Acrolein	ND		50.0	1	05/15/2025 10:00	WG2515550
Acrylonitrile	ND		10.0	1	05/15/2025 10:00	WG2515550
Benzene	ND		1.00	1	05/15/2025 10:00	WG2515550
Bromobenzene	ND		1.00	1	05/15/2025 10:00	WG2515550
Bromodichloromethane	ND		1.00	1	05/15/2025 10:00	WG2515550
Bromoform	ND		1.00	1	05/15/2025 10:00	WG2515550
Bromomethane	ND	C3	5.00	1	05/15/2025 10:00	WG2515550
n-Butylbenzene	ND	C3	1.00	1	05/15/2025 10:00	WG2515550
sec-Butylbenzene	ND		1.00	1	05/15/2025 10:00	WG2515550
tert-Butylbenzene	ND		1.00	1	05/15/2025 10:00	WG2515550
Carbon tetrachloride	ND		1.00	1	05/15/2025 10:00	WG2515550
Chlorobenzene	ND		1.00	1	05/15/2025 10:00	WG2515550
Chlorodibromomethane	ND		1.00	1	05/15/2025 10:00	WG2515550
Chloroethane	ND		5.00	1	05/15/2025 10:00	WG2515550
Chloroform	ND		5.00	1	05/15/2025 10:00	WG2515550
Chloromethane	ND		2.50	1	05/15/2025 10:00	WG2515550
2-Chlorotoluene	ND	C3	1.00	1	05/15/2025 10:00	WG2515550
4-Chlorotoluene	ND	C3	1.00	1	05/15/2025 10:00	WG2515550
1,2-Dibromo-3-Chloropropane	ND	C3	5.00	1	05/15/2025 10:00	WG2515550
1,2-Dibromoethane	ND		1.00	1	05/15/2025 10:00	WG2515550
Dibromomethane	ND		1.00	1	05/15/2025 10:00	WG2515550
1,2-Dichlorobenzene	ND		1.00	1	05/15/2025 10:00	WG2515550
1,3-Dichlorobenzene	ND		1.00	1	05/15/2025 10:00	WG2515550
1,4-Dichlorobenzene	ND		1.00	1	05/15/2025 10:00	WG2515550
Dichlorodifluoromethane	ND		5.00	1	05/15/2025 10:00	WG2515550
1,1-Dichloroethane	ND		1.00	1	05/15/2025 10:00	WG2515550
1,2-Dichloroethane	ND		1.00	1	05/15/2025 10:00	WG2515550
1,1-Dichloroethene	ND		1.00	1	05/15/2025 10:00	WG2515550
cis-1,2-Dichloroethene	ND		1.00	1	05/15/2025 10:00	WG2515550
trans-1,2-Dichloroethene	ND		1.00	1	05/15/2025 10:00	WG2515550
1,2-Dichloropropane	ND		1.00	1	05/15/2025 10:00	WG2515550
1,1-Dichloropropene	ND		1.00	1	05/15/2025 10:00	WG2515550
1,3-Dichloropropane	ND		1.00	1	05/15/2025 10:00	WG2515550
cis-1,3-Dichloropropene	ND		1.00	1	05/15/2025 10:00	WG2515550
trans-1,3-Dichloropropene	ND		1.00	1	05/15/2025 10:00	WG2515550
2,2-Dichloropropane	ND		1.00	1	05/15/2025 10:00	WG2515550
Di-isopropyl ether	ND		1.00	1	05/15/2025 10:00	WG2515550
Ethylbenzene	ND		1.00	1	05/15/2025 10:00	WG2515550
Hexachloro-1,3-butadiene	ND	C3	1.00	1	05/15/2025 10:00	WG2515550
Isopropylbenzene	ND	C3	1.00	1	05/15/2025 10:00	WG2515550
p-Isopropyltoluene	ND		1.00	1	05/15/2025 10:00	WG2515550
2-Butanone (MEK)	ND		10.0	1	05/15/2025 10:00	WG2515550
Methylene Chloride	ND		5.00	1	05/15/2025 10:00	WG2515550
4-Methyl-2-pentanone (MIBK)	ND		10.0	1	05/15/2025 10:00	WG2515550
Methyl tert-butyl ether	ND		1.00	1	05/15/2025 10:00	WG2515550
Naphthalene	ND	C3	5.00	1	05/15/2025 10:00	WG2515550
n-Propylbenzene	ND	C3	1.00	1	05/15/2025 10:00	WG2515550
Styrene	ND		1.00	1	05/15/2025 10:00	WG2515550
1,1,1,2-Tetrachloroethane	ND		1.00	1	05/15/2025 10:00	WG2515550
1,1,2,2-Tetrachloroethane	ND		1.00	1	05/15/2025 10:00	WG2515550
1,1,2-Trichlorotrifluoroethane	ND		1.00	1	05/15/2025 10:00	WG2515550
Tetrachloroethene	ND		1.00	1	05/15/2025 10:00	WG2515550
Toluene	ND		1.00	1	05/15/2025 10:00	WG2515550
1,2,3-Trichlorobenzene	ND		1.00	1	05/15/2025 10:00	WG2515550
1,2,4-Trichlorobenzene	ND	C3	1.00	1	05/15/2025 10:00	WG2515550

1 Cp

2 Tc

3 Ss

4 Cn

5 Sr

6 Qc

7 Gl

8 Al

9 Sc

Volatile Organic Compounds (GC/MS) by Method 8260D

Analyte	Result	Qualifier	RDL	Dilution	Analysis date / time	Batch
1,1,1-Trichloroethane	ND		1.00	1	05/15/2025 10:00	WG2515550
1,1,2-Trichloroethane	ND		1.00	1	05/15/2025 10:00	WG2515550
Trichloroethene	ND		1.00	1	05/15/2025 10:00	WG2515550
Trichlorofluoromethane	ND		5.00	1	05/15/2025 10:00	WG2515550
1,2,3-Trichloropropane	ND		2.50	1	05/15/2025 10:00	WG2515550
1,2,4-Trimethylbenzene	ND		1.00	1	05/15/2025 10:00	WG2515550
1,2,3-Trimethylbenzene	ND	C3	1.00	1	05/15/2025 10:00	WG2515550
1,3,5-Trimethylbenzene	ND		1.00	1	05/15/2025 10:00	WG2515550
Vinyl chloride	ND		1.00	1	05/15/2025 10:00	WG2515550
Xylenes, Total	ND		3.00	1	05/15/2025 10:00	WG2515550
(S) Toluene-d8	102		80.0-120		05/15/2025 10:00	WG2515550
(S) 4-Bromofluorobenzene	95.3		77.0-126		05/15/2025 10:00	WG2515550
(S) 1,2-Dichloroethane-d4	110		70.0-130		05/15/2025 10:00	WG2515550

1
Cp

2
Tc

3
Ss

4
Cn

5
Sr

6
Qc

7
Gl

8
Al

9
Sc

Method Blank (MB)

(MB) R4215413-2 05/15/25 08:42

Analyte	MB Result ug/l	MB Qualifier	MB MDL ug/l	MB RDL ug/l
Acetone	U		11.3	50.0
Acrolein	U		2.54	50.0
Acrylonitrile	U		0.671	10.0
Benzene	U		0.0941	1.00
Bromobenzene	U		0.118	1.00
Bromodichloromethane	U		0.136	1.00
Bromoform	U		0.129	1.00
Bromomethane	U		0.605	5.00
n-Butylbenzene	U		0.157	1.00
sec-Butylbenzene	U		0.125	1.00
tert-Butylbenzene	U		0.127	1.00
Carbon tetrachloride	U		0.128	1.00
Chlorobenzene	U		0.116	1.00
Chlorodibromomethane	U		0.140	1.00
Chloroethane	U		0.192	5.00
Chloroform	U		0.111	5.00
Chloromethane	U		0.960	2.50
2-Chlorotoluene	U		0.106	1.00
4-Chlorotoluene	U		0.114	1.00
1,2-Dibromo-3-Chloropropane	U		0.276	5.00
1,2-Dibromoethane	U		0.126	1.00
Dibromomethane	U		0.122	1.00
1,2-Dichlorobenzene	U		0.107	1.00
1,3-Dichlorobenzene	U		0.110	1.00
1,4-Dichlorobenzene	U		0.120	1.00
Dichlorodifluoromethane	U		0.374	5.00
1,1-Dichloroethane	U		0.100	1.00
1,2-Dichloroethane	U		0.0819	1.00
1,1-Dichloroethene	U		0.188	1.00
cis-1,2-Dichloroethene	U		0.126	1.00
trans-1,2-Dichloroethene	U		0.149	1.00
1,2-Dichloropropane	U		0.149	1.00
1,1-Dichloropropene	U		0.142	1.00
1,3-Dichloropropane	U		0.110	1.00
cis-1,3-Dichloropropene	U		0.111	1.00
trans-1,3-Dichloropropene	U		0.118	1.00
2,2-Dichloropropane	U		0.161	1.00
Di-isopropyl ether	U		0.105	1.00
Ethylbenzene	U		0.137	1.00
Hexachloro-1,3-butadiene	U		0.337	1.00

¹Cp

²Tc

³Ss

⁴Cn

⁵Sr

⁶Qc

⁷Gl

⁸Al

⁹Sc

Method Blank (MB)

(MB) R4215413-2 05/15/25 08:42

Analyte	MB Result ug/l	MB Qualifier	MB MDL ug/l	MB RDL ug/l
Isopropylbenzene	U		0.105	1.00
p-Isopropyltoluene	U		0.120	1.00
2-Butanone (MEK)	U		1.19	10.0
Methylene Chloride	U		0.430	5.00
4-Methyl-2-pentanone (MIBK)	U		0.478	10.0
Methyl tert-butyl ether	U		0.101	1.00
Naphthalene	U		1.00	5.00
n-Propylbenzene	U		0.0993	1.00
Styrene	U		0.118	1.00
1,1,1,2-Tetrachloroethane	U		0.147	1.00
1,1,2,2-Tetrachloroethane	U		0.133	1.00
1,1,2-Trichlorotrifluoroethane	U		0.180	1.00
Tetrachloroethene	U		0.300	1.00
Toluene	U		0.278	1.00
1,2,3-Trichlorobenzene	U		0.230	1.00
1,2,4-Trichlorobenzene	U		0.481	1.00
1,1,1-Trichloroethane	U		0.149	1.00
1,1,2-Trichloroethane	U		0.158	1.00
Trichloroethene	U		0.190	1.00
Trichlorofluoromethane	U		0.160	5.00
1,2,3-Trichloropropane	U		0.237	2.50
1,2,4-Trimethylbenzene	U		0.322	1.00
1,2,3-Trimethylbenzene	U		0.104	1.00
1,3,5-Trimethylbenzene	U		0.104	1.00
Vinyl chloride	U		0.234	1.00
Xylenes, Total	U		0.174	3.00
(S) Toluene-d8	103			80.0-120
(S) 4-Bromofluorobenzene	95.9			77.0-126
(S) 1,2-Dichloroethane-d4	113			70.0-130

¹Cp

²Tc

³Ss

⁴Cn

⁵Sr

⁶Qc

⁷Gl

⁸Al

⁹Sc

Laboratory Control Sample (LCS)

(LCS) R4215413-1 05/15/25 08:00

Analyte	Spike Amount ug/l	LCS Result ug/l	LCS Rec. %	Rec. Limits %	LCS Qualifier
Acetone	25.0	20.5	82.0	19.0-160	
Acrolein	25.0	22.7	90.8	10.0-160	
Acrylonitrile	25.0	26.0	104	55.0-149	
Benzene	5.00	4.57	91.4	70.0-123	

Laboratory Control Sample (LCS)

(LCS) R4215413-1 05/15/25 08:00

Analyte	Spike Amount ug/l	LCS Result ug/l	LCS Rec. %	Rec. Limits %	<u>LCS Qualifier</u>
Bromobenzene	5.00	4.04	80.8	73.0-121	
Bromodichloromethane	5.00	4.92	98.4	75.0-120	
Bromoform	5.00	4.40	88.0	68.0-132	
Bromomethane	5.00	2.70	54.0	10.0-160	
n-Butylbenzene	5.00	3.67	73.4	73.0-125	
sec-Butylbenzene	5.00	4.03	80.6	75.0-125	
tert-Butylbenzene	5.00	4.03	80.6	76.0-124	
Carbon tetrachloride	5.00	5.07	101	68.0-126	
Chlorobenzene	5.00	4.39	87.8	80.0-121	
Chlorodibromomethane	5.00	4.88	97.6	77.0-125	
Chloroethane	5.00	5.71	114	47.0-150	
Chloroform	5.00	4.60	92.0	73.0-120	
Chloromethane	5.00	5.17	103	41.0-142	
2-Chlorotoluene	5.00	3.95	79.0	76.0-123	
4-Chlorotoluene	5.00	3.93	78.6	75.0-122	
1,2-Dibromo-3-Chloropropane	5.00	3.61	72.2	58.0-134	
1,2-Dibromoethane	5.00	4.44	88.8	80.0-122	
Dibromomethane	5.00	4.98	99.6	80.0-120	
1,2-Dichlorobenzene	5.00	4.32	86.4	79.0-121	
1,3-Dichlorobenzene	5.00	4.45	89.0	79.0-120	
1,4-Dichlorobenzene	5.00	4.30	86.0	79.0-120	
Dichlorodifluoromethane	5.00	4.47	89.4	51.0-149	
1,1-Dichloroethane	5.00	5.15	103	70.0-126	
1,2-Dichloroethane	5.00	5.08	102	70.0-128	
1,1-Dichloroethene	5.00	4.63	92.6	71.0-124	
cis-1,2-Dichloroethene	5.00	4.53	90.6	73.0-120	
trans-1,2-Dichloroethene	5.00	4.81	96.2	73.0-120	
1,2-Dichloropropane	5.00	4.98	99.6	77.0-125	
1,1-Dichloropropene	5.00	4.28	85.6	74.0-126	
1,3-Dichloropropane	5.00	4.47	89.4	80.0-120	
cis-1,3-Dichloropropene	5.00	4.32	86.4	80.0-123	
trans-1,3-Dichloropropene	5.00	4.36	87.2	78.0-124	
2,2-Dichloropropane	5.00	4.56	91.2	58.0-130	
Di-isopropyl ether	5.00	5.81	116	58.0-138	
Ethylbenzene	5.00	4.28	85.6	79.0-123	
Hexachloro-1,3-butadiene	5.00	3.93	78.6	54.0-138	
Isopropylbenzene	5.00	3.94	78.8	76.0-127	
p-Isopropyltoluene	5.00	4.05	81.0	76.0-125	
2-Butanone (MEK)	25.0	22.1	88.4	44.0-160	
Methylene Chloride	5.00	4.41	88.2	67.0-120	

¹ Cp

² Tc

³ Ss

⁴ Cn

⁵ Sr

⁶ Qc

⁷ Gl

⁸ Al

⁹ Sc

Laboratory Control Sample (LCS)

(LCS) R4215413-1 05/15/25 08:00

Analyte	Spike Amount ug/l	LCS Result ug/l	LCS Rec. %	Rec. Limits %	<u>LCS Qualifier</u>
4-Methyl-2-pentanone (MIBK)	25.0	26.6	106	68.0-142	
Methyl tert-butyl ether	5.00	4.70	94.0	68.0-125	
Naphthalene	5.00	3.36	67.2	54.0-135	
n-Propylbenzene	5.00	3.95	79.0	77.0-124	
Styrene	5.00	4.15	83.0	73.0-130	
1,1,1,2-Tetrachloroethane	5.00	4.51	90.2	75.0-125	
1,1,2,2-Tetrachloroethane	5.00	4.34	86.8	65.0-130	
1,1,2-Trichlorotrifluoroethane	5.00	4.89	97.8	69.0-132	
Tetrachloroethene	5.00	4.71	94.2	72.0-132	
Toluene	5.00	4.09	81.8	79.0-120	
1,2,3-Trichlorobenzene	5.00	4.03	80.6	50.0-138	
1,2,4-Trichlorobenzene	5.00	3.84	76.8	57.0-137	
1,1,1-Trichloroethane	5.00	5.12	102	73.0-124	
1,1,2-Trichloroethane	5.00	4.71	94.2	80.0-120	
Trichloroethene	5.00	5.11	102	78.0-124	
Trichlorofluoromethane	5.00	5.13	103	59.0-147	
1,2,3-Trichloropropane	5.00	4.81	96.2	73.0-130	
1,2,4-Trimethylbenzene	5.00	4.04	80.8	76.0-121	
1,2,3-Trimethylbenzene	5.00	3.94	78.8	77.0-120	
1,3,5-Trimethylbenzene	5.00	4.06	81.2	76.0-122	
Vinyl chloride	5.00	4.92	98.4	67.0-131	
Xylenes, Total	15.0	12.5	83.3	79.0-123	
<i>(S) Toluene-d8</i>			101	80.0-120	
<i>(S) 4-Bromofluorobenzene</i>			94.9	77.0-126	
<i>(S) 1,2-Dichloroethane-d4</i>			109	70.0-130	

¹ Cp

² Tc

³ Ss

⁴ Cn

⁵ Sr

⁶ Qc

⁷ Gl

⁸ Al

⁹ Sc

GLOSSARY OF TERMS

Guide to Reading and Understanding Your Laboratory Report

The information below is designed to better explain the various terms used in your report of analytical results from the Laboratory. This is not intended as a comprehensive explanation, and if you have additional questions please contact your project representative.

Results Disclaimer - Information that may be provided by the customer, and contained within this report, include Permit Limits, Project Name, Sample ID, Sample Matrix, Sample Preservation, Field Blanks, Field Spikes, Field Duplicates, On-Site Data, Sampling Collection Dates/Times, and Sampling Location. Results relate to the accuracy of this information provided, and as the samples are received.

Abbreviations and Definitions

MDL	Method Detection Limit.
ND	Not detected at the Reporting Limit (or MDL where applicable).
RDL	Reported Detection Limit.
Rec.	Recovery.
RPD	Relative Percent Difference.
SDG	Sample Delivery Group.
(S)	Surrogate (Surrogate Standard) - Analytes added to every blank, sample, Laboratory Control Sample/Duplicate and Matrix Spike/Duplicate; used to evaluate analytical efficiency by measuring recovery. Surrogates are not expected to be detected in all environmental media.
U	Not detected at the Reporting Limit (or MDL where applicable).
Analyte	The name of the particular compound or analysis performed. Some Analyses and Methods will have multiple analytes reported.
Dilution	If the sample matrix contains an interfering material, the sample preparation volume or weight values differ from the standard, or if concentrations of analytes in the sample are higher than the highest limit of concentration that the laboratory can accurately report, the sample may be diluted for analysis. If a value different than 1 is used in this field, the result reported has already been corrected for this factor.
Limits	These are the target % recovery ranges or % difference value that the laboratory has historically determined as normal for the method and analyte being reported. Successful QC Sample analysis will target all analytes recovered or duplicated within these ranges.
Qualifier	This column provides a letter and/or number designation that corresponds to additional information concerning the result reported. If a Qualifier is present, a definition per Qualifier is provided within the Glossary and Definitions page and potentially a discussion of possible implications of the Qualifier in the Case Narrative if applicable.
Result	The actual analytical final result (corrected for any sample specific characteristics) reported for your sample. If there was no measurable result returned for a specific analyte, the result in this column may state "ND" (Not Detected) or "BDL" (Below Detectable Levels). The information in the results column should always be accompanied by either an MDL (Method Detection Limit) or RDL (Reporting Detection Limit) that defines the lowest value that the laboratory could detect or report for this analyte.
Uncertainty (Radiochemistry)	Confidence level of 2 sigma.
Case Narrative (Cn)	A brief discussion about the included sample results, including a discussion of any non-conformances to protocol observed either at sample receipt by the laboratory from the field or during the analytical process. If present, there will be a section in the Case Narrative to discuss the meaning of any data qualifiers used in the report.
Quality Control Summary (Qc)	This section of the report includes the results of the laboratory quality control analyses required by procedure or analytical methods to assist in evaluating the validity of the results reported for your samples. These analyses are not being performed on your samples typically, but on laboratory generated material.
Sample Chain of Custody (Sc)	This is the document created in the field when your samples were initially collected. This is used to verify the time and date of collection, the person collecting the samples, and the analyses that the laboratory is requested to perform. This chain of custody also documents all persons (excluding commercial shippers) that have had control or possession of the samples from the time of collection until delivery to the laboratory for analysis.
Sample Results (Sr)	This section of your report will provide the results of all testing performed on your samples. These results are provided by sample ID and are separated by the analyses performed on each sample. The header line of each analysis section for each sample will provide the name and method number for the analysis reported.
Sample Summary (Ss)	This section of the Analytical Report defines the specific analyses performed for each sample ID, including the dates and times of preparation and/or analysis.

Qualifier	Description
C3	The reported concentration is an estimate. The continuing calibration standard associated with this data responded low. Method sensitivity check is acceptable.

1 Cp

2 Tc

3 Ss

4 Cn

5 Sr

6 Qc

7 Gl

8 Al

9 Sc

ACCREDITATIONS & LOCATIONS

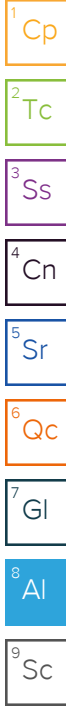
Pace Analytical National 12065 Lebanon Rd Mount Juliet, TN 37122

Alabama	40660	Nebraska	NE-OS-15-05
Alaska	17-026	Nevada	TN000032021-1
Arizona	AZ0612	New Hampshire	2975
Arkansas	88-0469	New Jersey–NELAP	TN002
California	2932	New Mexico ¹	TN00003
Colorado	TN00003	New York	11742
Connecticut	PH-0197	North Carolina	Env375
Florida	E87487	North Carolina ¹	DW21704
Georgia	NELAP	North Carolina ³	41
Georgia ¹	923	North Dakota	R-140
Idaho	TN00003	Ohio–VAP	CL0069
Illinois	200008	Oklahoma	9915
Indiana	C-TN-01	Oregon	TN200002
Iowa	364	Pennsylvania	68-02979
Kansas	E-10277	Rhode Island	LA000356
Kentucky ^{1,6}	KY90010	South Carolina	84004002
Kentucky ²	16	South Dakota	n/a
Louisiana	AI30792	Tennessee ^{1,4}	2006
Louisiana	LA018	Texas	T104704245-20-18
Maine	TN00003	Texas ⁵	LAB0152
Maryland	324	Utah	TN000032021-11
Massachusetts	M-TN003	Vermont	VT2006
Michigan	9958	Virginia	110033
Minnesota	047-999-395	Washington	C847
Mississippi	TN00003	West Virginia	233
Missouri	340	Wisconsin	998093910
Montana	CERT0086	Wyoming	A2LA
A2LA – ISO 17025	1461.01	AIHA-LAP,LLC EMLAP	100789
A2LA – ISO 17025 ⁵	1461.02	DOD	1461.01
Canada	1461.01	USDA	P330-15-00234
EPA–Crypto	TN00003		

¹ Drinking Water ² Underground Storage Tanks ³ Aquatic Toxicity ⁴ Chemical/Microbiological ⁵ Mold ⁶ Wastewater n/a Accreditation not applicable

* Not all certifications held by the laboratory are applicable to the results reported in the attached report.

* Accreditation is only applicable to the test methods specified on each scope of accreditation held by Pace Analytical.




Pace® Location Requested (City/State):
CHAIN-OF-CUSTODY Analytical Request Document
 Pace National, 12065 Lebanon Road, Mt. Juliet, TN 37122
 Chain-of-Custody is a LEGAL DOCUMENT - Complete all relevant fields

Company Name: CTEH, LLC
 Street Address: 5120 North Shore Drive, North Little Rock, AR 72118
 Customer Project #: PROJ-054017
 Project Name: Bishop LOC
 Site Collection Info/Facility ID (as applicable): Galeton, CO
 Time Zone Collected: [] AK [] PT [X] MT [] CT [] ET
 County / State origin of sample(s): CO

Contact/Report To: Chevon-Bishop, Kyle Lawrence, Tami McMullin, Andy Henault, Eric Cattin, Madelyn Klunkerman
 Phone #: _____
 E-Mail: chevron_bishop@cteh.com; kylelawrence@cteh.com; tmcnullin@cteh.com; ahenault@cteh.com
 Cc E-Mail: ecatlin@cteh.com; mklinkerman@cteh.com
 Invoice to: CTEH
 Invoice E-mail: ctehap@montrose-env.com
 Purchase Order # (if applicable): _____
 Quote #: _____

LAB USE ONLY - Affix Workorder/Login Label Here



Scan QR Code for instructions

11850896

Specify Container Size **					
8oz	8oz	8oz	8oz	6	
1	1	1	1	4	
Identify Container Preservative Type***					

*** Container Size: (1) 1L, (2) 500mL, (3) 250mL, (4) 125mL, (5) 100mL, (6) 40mL vial, (7) EnCore, (8) TerraCore, (9) 90mL, (10) Other
 *** Preservative Types: (1) None, (2) HNO3, (3) H2SO4, (4) HCl, (5) NaOH, (6) Zn Acetate, (7) NaHSO4, (8) Sod. Thiosulfate, (9) Ascorbic Acid, (10) MeOH, (11) Other

Data Deliverables: [X] Level II [] Level III [] Level IV [] EQUIS [] Other _____
 Regulatory Program (DW, RCRA, etc.) as applicable: _____ Reportable [] Yes [] No
 Rush (Pre-approval required): [] Same Day [] 1 Day [] 2 Day [] 3 Day Other ASAP
 DW PWSID # or WW Permit # as applicable: _____
 Field Filtered (if applicable): [] Yes [] No
 Analysis: _____

* Matrix Codes (Insert in Matrix box below): Drinking Water (DW), Ground Water (GW), Wastewater (WW), Product (P), Soil/Solid (SS), Oil (OL), Wipe (WP), Tissue (TS), Bioassay (B), Vapor (V), Surface Water (SW), Sediment (SED), Sludge (SL), Caulk (CK), Leachate (LL), Biosolid (BS), Other (OT)

VOCs 8260D	SVOCs 8270E; Metals 6010D	Total N/TKN/NNH/3 EPA 351.2/50.56A	TOC Walkley Black	VOCs 8260D
				X

Lab Use Only
 Proj. Mgr: 546-Jared Starkey
 AcctNum / Client ID: CTEHER
 Table #: _____
 Profile / Template: T271979
 Prelog / Bottle Ord. ID: _____

Sample Comment: *-01*

Preservation non-conformance identified for sample.

Customer Sample ID	Matrix *	Comp / Grab	Composite Start		Collected or Composite End		# Cont.	Residual Chlorine	
			Date	Time	Date	Time		Result	Units
GACO0514TT005	OT	-	-	-	5/14/2025	0700	2	-	-
<i>TKA 1.370.4-1.7</i>									

Sample Receipt Checklist

COC Seal Present/Intact: Y N NP If Applicable
 COC Signed/Accurate: Y N NP VOA Zero Headspace: Y N
 Bottles arrive intact: Y N Pres. Correct/Check: Y N
 Correct bottles used: Y N
 Sufficient volume sent: Y N Condition: NCF OK
 RA Screen <0.5 mR/hr: Y N Containers: 2 Trip B

Additional Instructions from Pace®: VOCs - full list minus BTEX, 1,2,4-TMB, 1,3,5-TMB; SVOCs - full list minus PAHs, 1-methylnaphthalene, 2-methylnaphthalene; Metals - TAL minus RCRA, Cu, Ni, Zn

Collected By: Alex Scott
 Printed Name: _____
 Signature: _____

Customer Remarks / Special Conditions / Possible Hazards: _____

Coolers: _____ Thermometer ID: _____ Correction Factor (°C): _____ Obs. Temp. (°C): _____ Corrected Temp. (°C): _____ [] On Ice

Relinquished by/Company: (Signature) <u>AS CTEH</u>	Date/Time: <u>5/14/25 1800</u>	Received by/Company: (Signature) <u>Pace</u>	Date/Time: <u>5/14/25 1800</u>	Tracking Number:
Relinquished by/Company: (Signature)	Date/Time:	Received by/Company: (Signature) <u>AS</u>	Date/Time: <u>05/15/2025 0600</u>	Delivered by: [] In-Person [] Courier
Relinquished by/Company: (Signature)	Date/Time:	Received by/Company: (Signature)	Date/Time:	[] FedEx [] UPS [] Other
Relinquished by/Company: (Signature)	Date/Time:	Received by/Company: (Signature)	Date/Time:	Page: <u>1</u> of <u>1</u>