

Chevron - CO

Sample Delivery Group: L1857493
Samples Received: 05/10/2025
Project Number: BCWR4J62X
Description:
Site: DP133
Report To: Maxwell Moran
2115 117th Avenue
Greeley, CO 80631

Entire Report Reviewed By:



Chris Ward
Project Manager

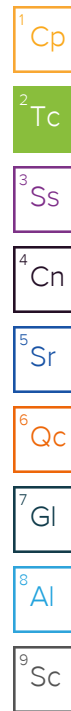
Results relate only to the items tested or calibrated and are reported as rounded values. This test report shall not be reproduced, except in full, without written approval of the laboratory. Where applicable, sampling conducted by Pace Analytical National is performed per guidance provided in laboratory standard operating procedures ENV-SOP-MTJL-0067 and ENV-SOP-MTJL-0068. Where sampling conducted by the customer, results relate to the accuracy of the information provided, and as the samples are received.

Pace Analytical National

12065 Lebanon Rd Mount Juliet, TN 37122 615-758-5858 800-767-5859 mydata.pacelabs.com

TABLE OF CONTENTS

Cp: Cover Page	1
Tc: Table of Contents	2
Ss: Sample Summary	3
Cn: Case Narrative	4
Sr: Sample Results	5
GROUNDWATER-W-20250509 L1857493-01	5
TRIP BLANK-20250509 L1857493-02	9
Qc: Quality Control Summary	10
Gravimetric Analysis by Method 2540 C-2011	10
Gravimetric Analysis by Method 2540 D-2020	11
Wet Chemistry by Method 2320 B-2011	12
Wet Chemistry by Method 350.1	14
Wet Chemistry by Method 3500Cr C-2011	15
Wet Chemistry by Method 351.2	16
Wet Chemistry by Method 353.2	17
Wet Chemistry by Method 365.4	18
Wet Chemistry by Method 5540 C-2011	19
Wet Chemistry by Method 9040C	20
Wet Chemistry by Method 9050A	21
Wet Chemistry by Method 9056A	22
Wet Chemistry by Method 9060A	24
Metals (ICPMS) by Method 6020B	25
Volatile Organic Compounds (GC) by Method 8015D/GRO	28
Volatile Organic Compounds (GC/MS) by Method 8260B	29
Semi-Volatile Organic Compounds (GC) by Method 8015D	31
Semi Volatile Organic Compounds (GC/MS) by Method 8270C	32
Gl: Glossary of Terms	36
Al: Accreditations & Locations	37
Sc: Sample Chain of Custody	38



SAMPLE SUMMARY

GROUNDWATER-W-20250509 L1857493-01

Collected by: David Vargas
 Collected date/time: 05/09/25 14:45
 Received date/time: 05/10/25 11:45

Method	Batch	Dilution	Preparation date/time	Analysis date/time	Analyst	Location
Calculated Results	WG2514037	1	05/14/25 23:16	05/14/25 23:16	UNP	Mt. Juliet, TN
Gravimetric Analysis by Method 2540 C-2011	WG2512416	1	05/13/25 13:26	05/13/25 14:48	MMF	Mt. Juliet, TN
Gravimetric Analysis by Method 2540 D-2020	WG2513799	1	05/13/25 12:36	05/13/25 15:10	AMG	Mt. Juliet, TN
Wet Chemistry by Method 2320 B-2011	WG2512392	1	05/11/25 14:50	05/11/25 14:50	BJM	Mt. Juliet, TN
Wet Chemistry by Method 350.1	WG2513254	1	05/12/25 18:59	05/12/25 18:59	RTW	Mt. Juliet, TN
Wet Chemistry by Method 3500Cr C-2011	WG2511258	1	05/13/25 11:43	05/13/25 11:43	VSS	Mt. Juliet, TN
Wet Chemistry by Method 351.2	WG2513476	1	05/13/25 08:07	05/14/25 09:23	KMB	Mt. Juliet, TN
Wet Chemistry by Method 353.2	WG2513264	1	05/12/25 23:46	05/12/25 23:46	RTW	Mt. Juliet, TN
Wet Chemistry by Method 365.4	WG2514465	1	05/13/25 08:07	05/14/25 10:43	KMB	Mt. Juliet, TN
Wet Chemistry by Method 5540 C-2011	WG2512046	1	05/10/25 14:05	05/10/25 15:29	JEG	Mt. Juliet, TN
Wet Chemistry by Method 9040C	WG2512476	1	05/11/25 15:33	05/11/25 15:33	BJM	Mt. Juliet, TN
Wet Chemistry by Method 9050A	WG2512481	1	05/13/25 10:50	05/13/25 10:50	RJP	Mt. Juliet, TN
Wet Chemistry by Method 9056A	WG2511877	5	05/12/25 23:45	05/12/25 23:45	ZSA	Mt. Juliet, TN
Wet Chemistry by Method 9056A	WG2511877	50	05/12/25 23:59	05/12/25 23:59	ZSA	Mt. Juliet, TN
Wet Chemistry by Method 9060A	WG2512902	2	05/13/25 11:16	05/13/25 11:16	TMH	Mt. Juliet, TN
Metals (ICPMS) by Method 6020B	WG2513202	1	05/12/25 20:43	05/13/25 02:45	UNP	Mt. Juliet, TN
Metals (ICPMS) by Method 6020B	WG2513202	1	05/12/25 20:43	05/13/25 03:18	UNP	Mt. Juliet, TN
Metals (ICPMS) by Method 6020B	WG2514037	1	05/14/25 21:11	05/14/25 23:16	UNP	Mt. Juliet, TN
Volatile Organic Compounds (GC) by Method 8015D/GRO	WG2513636	20	05/13/25 11:15	05/13/25 11:15	CDD	Mt. Juliet, TN
Volatile Organic Compounds (GC/MS) by Method 8260B	WG2513192	1	05/12/25 16:13	05/12/25 16:13	DWR	Mt. Juliet, TN
Volatile Organic Compounds (GC/MS) by Method 8260B	WG2513298	10	05/12/25 18:12	05/12/25 18:12	WHS	Mt. Juliet, TN
Semi-Volatile Organic Compounds (GC) by Method 8015D	WG2513180	2	05/12/25 14:59	05/12/25 17:43	TJD	Mt. Juliet, TN
Semi Volatile Organic Compounds (GC/MS) by Method 8270C	WG2512965	1	05/12/25 15:06	05/12/25 20:14	HLA	Mt. Juliet, TN



TRIP BLANK-20250509 L1857493-02

Collected by: David Vargas
 Collected date/time: 05/09/25 00:00
 Received date/time: 05/10/25 11:45

Method	Batch	Dilution	Preparation date/time	Analysis date/time	Analyst	Location
Volatile Organic Compounds (GC/MS) by Method 8260B	WG2513192	1	05/12/25 15:30	05/12/25 15:30	DWR	Mt. Juliet, TN

CASE NARRATIVE

All sample aliquots were received at the correct temperature, in the proper containers, with the appropriate preservatives, and within method specified holding times, unless qualified or notated within the report. Where applicable, all MDL (LOD) and RDL (LOQ) values reported for environmental samples have been corrected for the dilution factor used in the analysis. All Method and Batch Quality Control are within established criteria except where addressed in this case narrative, a non-conformance form or properly qualified within the sample results. By my digital signature below, I affirm to the best of my knowledge, all problems/anomalies observed by the laboratory as having the potential to affect the quality of the data have been identified by the laboratory, and no information or data have been knowingly withheld that would affect the quality of the data.

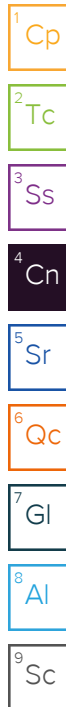


Chris Ward
Project Manager

Sample Delivery Group (SDG) Narrative

Analysis was filtered in the laboratory.

<u>Lab Sample ID</u>	<u>Project Sample ID</u>	<u>Method</u>
L1857493-01	GROUNDWATER-W-20250509	6020B



Calculated Results

Analyte	Result	Qualifier	RDL	Dilution	Analysis date / time	Batch
Chromium, Trivalent	ND		0.000500	1	05/14/2025 23:16	WG2514037

Gravimetric Analysis by Method 2540 C-2011

Analyte	Result	Qualifier	RDL	Dilution	Analysis date / time	Batch
Dissolved Solids	2680		50.0	1	05/13/2025 14:48	WG2512416

Gravimetric Analysis by Method 2540 D-2020

Analyte	Result	Qualifier	RDL	Dilution	Analysis date / time	Batch
Suspended Solids	13.2		5.00	1	05/13/2025 15:10	WG2513799

Wet Chemistry by Method 2320 B-2011

Analyte	Result	Qualifier	RDL	Dilution	Analysis date / time	Batch
Alkalinity	852		20.0	1	05/11/2025 14:50	WG2512392
Alkalinity, Bicarbonate	820		20.0	1	05/11/2025 14:50	WG2512392
Alkalinity, Carbonate	31.7		20.0	1	05/11/2025 14:50	WG2512392

Sample Narrative:

L1857493-01 WG2512392: Endpoint pH 4.5 Headspace

Wet Chemistry by Method 350.1

Analyte	Result	Qualifier	RDL	Dilution	Analysis date / time	Batch
Ammonia Nitrogen	ND		0.100	1	05/12/2025 18:59	WG2513254

Wet Chemistry by Method 3500Cr C-2011

Analyte	Result	Qualifier	RDL	Dilution	Analysis date / time	Batch
Hexavalent Chromium	ND		0.000500	1	05/13/2025 11:43	WG2511258

Wet Chemistry by Method 351.2

Analyte	Result	Qualifier	RDL	Dilution	Analysis date / time	Batch
Kjeldahl Nitrogen, TKN	5.34		0.250	1	05/14/2025 09:23	WG2513476

Wet Chemistry by Method 353.2

Analyte	Result	Qualifier	RDL	Dilution	Analysis date / time	Batch
Nitrate-Nitrite	ND		0.200	1	05/12/2025 23:46	WG2513264

Wet Chemistry by Method 365.4

Analyte	Result	Qualifier	RDL	Dilution	Analysis date / time	Batch
Phosphorus, Total	0.342		0.100	1	05/14/2025 10:43	WG2514465

Wet Chemistry by Method 5540 C-2011

Analyte	Result	Qualifier	RDL	Dilution	Analysis date / time	Batch
MBAS	0.997		0.100	1	05/10/2025 15:29	WG2512046

1 Cp

2 Tc

3 Ss

4 Cn

5 Sr

6 Qc

7 Gl

8 Al

9 Sc

Wet Chemistry by Method 9040C

Analyte	Result	Qualifier	Dilution	Analysis date / time	Batch
pH	8.22	<u>T8</u>	1	05/11/2025 15:33	WG2512476

Sample Narrative:

L1857493-01 WG2512476: 8.22 at 20.7C

Wet Chemistry by Method 9050A

Analyte	Result	Units	Qualifier	RDL	Dilution	Analysis date / time	Batch
Specific Conductance	3.71	mmhos/cm		0.0100	1	05/13/2025 10:50	WG2512481

Sample Narrative:

L1857493-01 WG2512481: at 25C

Wet Chemistry by Method 9056A

Analyte	Result	Qualifier	RDL	Dilution	Analysis date / time	Batch
Bromide	ND		5.00	5	05/12/2025 23:45	WG2511877
Chloride	157		5.00	5	05/12/2025 23:45	WG2511877
Fluoride	2.41		0.750	5	05/12/2025 23:45	WG2511877
Sulfate	1120		250	50	05/12/2025 23:59	WG2511877

Sample Narrative:

L1857493-01 WG2511877: Dilution due to matrix impact on instrumentation at lower dilution

Wet Chemistry by Method 9060A

Analyte	Result	Qualifier	RDL	Dilution	Analysis date / time	Batch
TOC (Total Organic Carbon)	84.2		2.00	2	05/13/2025 11:16	WG2512902

Metals (ICPMS) by Method 6020B

Analyte	Result	Qualifier	RDL	Dilution	Analysis date / time	Batch
Aluminum,Dissolved	ND		0.100	1	05/13/2025 02:45	WG2513202
Arsenic,Dissolved	0.0486		0.00200	1	05/13/2025 02:45	WG2513202
Cadmium,Dissolved	ND		0.00100	1	05/13/2025 02:45	WG2513202
Chromium	ND		0.00200	1	05/14/2025 23:16	WG2514037
Copper,Dissolved	0.00700		0.00500	1	05/13/2025 02:45	WG2513202
Lead,Dissolved	ND		0.00200	1	05/13/2025 02:45	WG2513202
Manganese,Dissolved	0.218		0.00500	1	05/13/2025 02:45	WG2513202
Nickel,Dissolved	0.00896		0.00200	1	05/13/2025 02:45	WG2513202
Selenium,Dissolved	0.00277		0.00200	1	05/13/2025 03:18	WG2513202
Silver,Dissolved	ND		0.00200	1	05/13/2025 02:45	WG2513202
Uranium,Dissolved	0.0122		0.00100	1	05/13/2025 02:45	WG2513202
Zinc,Dissolved	ND		0.0250	1	05/13/2025 02:45	WG2513202

Volatile Organic Compounds (GC) by Method 8015D/GRO

Analyte	Result	Qualifier	RDL	Dilution	Analysis date / time	Batch
TPH (GC/FID) Low Fraction	4.81		2.00	20	05/13/2025 11:15	WG2513636
(S) a, a, a-Trifluorotoluene(FID)	90.8		78.0-120		05/13/2025 11:15	WG2513636

1 Cp

2 Tc

3 Ss

4 Cn

5 Sr

6 Qc

7 Gl

8 Al

9 Sc

Volatile Organic Compounds (GC/MS) by Method 8260B

Analyte	Result mg/l	Qualifier	RDL mg/l	Dilution	Analysis date / time	Batch
Benzene	0.670		0.0100	10	05/12/2025 18:12	WG2513298
Toluene	0.521		0.0100	10	05/12/2025 18:12	WG2513298
Ethylbenzene	0.0116		0.00100	1	05/12/2025 16:13	WG2513192
Xylenes, Total	0.135		0.00300	1	05/12/2025 16:13	WG2513192
Naphthalene	ND	C3	0.00500	1	05/12/2025 16:13	WG2513192
1,2,4-Trimethylbenzene	0.00137		0.00100	1	05/12/2025 16:13	WG2513192
1,3,5-Trimethylbenzene	0.00465		0.00100	1	05/12/2025 16:13	WG2513192
(S) Toluene-d8	101		80.0-120		05/12/2025 16:13	WG2513192
(S) Toluene-d8	101		80.0-120		05/12/2025 18:12	WG2513298
(S) 4-Bromofluorobenzene	100		77.0-126		05/12/2025 16:13	WG2513192
(S) 4-Bromofluorobenzene	97.1		77.0-126		05/12/2025 18:12	WG2513298
(S) 1,2-Dichloroethane-d4	107		70.0-130		05/12/2025 16:13	WG2513192
(S) 1,2-Dichloroethane-d4	104		70.0-130		05/12/2025 18:12	WG2513298

1 Cp

2 Tc

3 Ss

4 Cn

5 Sr

6 Qc

7 Gl

8 Al

9 Sc

Semi-Volatile Organic Compounds (GC) by Method 8015D

Analyte	Result mg/l	Qualifier	RDL mg/l	Dilution	Analysis date / time	Batch
C10-C28 Diesel Range	13.7		0.200	2	05/12/2025 17:43	WG2513180
C28-C36 Motor Oil Range	3.09		0.200	2	05/12/2025 17:43	WG2513180
(S) o-Terphenyl	307	J1	52.0-156		05/12/2025 17:43	WG2513180

Sample Narrative:

L1857493-01 WG2513180: Surrogate failure due to matrix interference

Semi Volatile Organic Compounds (GC/MS) by Method 8270C

Analyte	Result mg/l	Qualifier	RDL mg/l	Dilution	Analysis date / time	Batch
Acenaphthene	ND		0.00100	1	05/12/2025 20:14	WG2512965
Acenaphthylene	ND		0.00100	1	05/12/2025 20:14	WG2512965
Anthracene	ND		0.00100	1	05/12/2025 20:14	WG2512965
Benzdine	ND	J4	0.0100	1	05/12/2025 20:14	WG2512965
Benzo(a)anthracene	ND		0.00100	1	05/12/2025 20:14	WG2512965
Benzo(b)fluoranthene	ND		0.00100	1	05/12/2025 20:14	WG2512965
Benzo(k)fluoranthene	ND		0.00100	1	05/12/2025 20:14	WG2512965
Benzo(g,h,i)perylene	ND		0.00100	1	05/12/2025 20:14	WG2512965
Benzo(a)pyrene	ND		0.00100	1	05/12/2025 20:14	WG2512965
Bis(2-chloroethoxy)methane	ND		0.0100	1	05/12/2025 20:14	WG2512965
Bis(2-chloroethyl)ether	ND		0.0100	1	05/12/2025 20:14	WG2512965
2,2-Oxybis(1-Chloropropane)	ND		0.0100	1	05/12/2025 20:14	WG2512965
4-Bromophenyl-phenylether	ND		0.0100	1	05/12/2025 20:14	WG2512965
2-Chloronaphthalene	ND		0.00100	1	05/12/2025 20:14	WG2512965
4-Chlorophenyl-phenylether	ND		0.0100	1	05/12/2025 20:14	WG2512965
Chrysene	ND		0.00100	1	05/12/2025 20:14	WG2512965
Dibenz(a,h)anthracene	ND		0.00100	1	05/12/2025 20:14	WG2512965
1,2-Dichlorobenzene	ND		0.0100	1	05/12/2025 20:14	WG2512965
1,3-Dichlorobenzene	ND		0.0100	1	05/12/2025 20:14	WG2512965
1,4-Dichlorobenzene	ND		0.0100	1	05/12/2025 20:14	WG2512965
3,3-Dichlorobenzidine	ND	J3	0.0100	1	05/12/2025 20:14	WG2512965
2,4-Dinitrotoluene	ND		0.0100	1	05/12/2025 20:14	WG2512965
2,6-Dinitrotoluene	ND		0.0100	1	05/12/2025 20:14	WG2512965
Fluoranthene	ND		0.00100	1	05/12/2025 20:14	WG2512965
Fluorene	ND		0.00100	1	05/12/2025 20:14	WG2512965
Hexachlorobenzene	ND		0.00100	1	05/12/2025 20:14	WG2512965
Hexachloro-1,3-butadiene	ND		0.0100	1	05/12/2025 20:14	WG2512965
Hexachlorocyclopentadiene	ND		0.0100	1	05/12/2025 20:14	WG2512965

Semi Volatile Organic Compounds (GC/MS) by Method 8270C

Analyte	Result mg/l	Qualifier	RDL mg/l	Dilution	Analysis date / time	Batch
Hexachloroethane	ND		0.0100	1	05/12/2025 20:14	WG2512965
Indeno(1,2,3-cd)pyrene	ND		0.00100	1	05/12/2025 20:14	WG2512965
Isophorone	ND		0.0100	1	05/12/2025 20:14	WG2512965
Naphthalene	ND		0.00100	1	05/12/2025 20:14	WG2512965
Nitrobenzene	ND		0.0100	1	05/12/2025 20:14	WG2512965
n-Nitrosodimethylamine	ND		0.0100	1	05/12/2025 20:14	WG2512965
n-Nitrosodiphenylamine	ND		0.0100	1	05/12/2025 20:14	WG2512965
n-Nitrosodi-n-propylamine	ND		0.0100	1	05/12/2025 20:14	WG2512965
Phenanthrene	ND		0.00100	1	05/12/2025 20:14	WG2512965
Benzylbutyl phthalate	ND		0.00300	1	05/12/2025 20:14	WG2512965
Bis(2-ethylhexyl)phthalate	ND		0.00300	1	05/12/2025 20:14	WG2512965
Di-n-butyl phthalate	ND		0.00300	1	05/12/2025 20:14	WG2512965
Diethyl phthalate	ND		0.00300	1	05/12/2025 20:14	WG2512965
Dimethyl phthalate	ND		0.00300	1	05/12/2025 20:14	WG2512965
Di-n-octyl phthalate	ND		0.00300	1	05/12/2025 20:14	WG2512965
Pyrene	ND		0.00100	1	05/12/2025 20:14	WG2512965
1,2,4-Trichlorobenzene	ND		0.0100	1	05/12/2025 20:14	WG2512965
4-Chloro-3-methylphenol	ND		0.0100	1	05/12/2025 20:14	WG2512965
2-Chlorophenol	ND		0.0100	1	05/12/2025 20:14	WG2512965
2,4-Dichlorophenol	ND		0.0100	1	05/12/2025 20:14	WG2512965
2,4-Dimethylphenol	ND		0.0100	1	05/12/2025 20:14	WG2512965
4,6-Dinitro-2-methylphenol	ND		0.0100	1	05/12/2025 20:14	WG2512965
2,4-Dinitrophenol	ND		0.0100	1	05/12/2025 20:14	WG2512965
2-Nitrophenol	ND		0.0100	1	05/12/2025 20:14	WG2512965
4-Nitrophenol	ND		0.0100	1	05/12/2025 20:14	WG2512965
Pentachlorophenol	ND		0.0100	1	05/12/2025 20:14	WG2512965
Phenol	ND		0.0100	1	05/12/2025 20:14	WG2512965
2,4,6-Trichlorophenol	ND		0.0100	1	05/12/2025 20:14	WG2512965
(S) 2-Fluorophenol	38.3		10.0-120		05/12/2025 20:14	WG2512965
(S) Phenol-d5	31.4		10.0-120		05/12/2025 20:14	WG2512965
(S) Nitrobenzene-d5	75.2		10.0-127		05/12/2025 20:14	WG2512965
(S) 2-Fluorobiphenyl	67.3		10.0-130		05/12/2025 20:14	WG2512965
(S) 2,4,6-Tribromophenol	66.5		10.0-155		05/12/2025 20:14	WG2512965
(S) p-Terphenyl-d14	52.8		10.0-128		05/12/2025 20:14	WG2512965

1 Cp

2 Tc

3 Ss

4 Cn

5 Sr

6 Qc

7 Gl

8 Al

9 Sc

Volatile Organic Compounds (GC/MS) by Method 8260B

Analyte	Result	Qualifier	RDL	Dilution	Analysis	Batch
	mg/l		mg/l		date / time	
Benzene	ND		0.00100	1	05/12/2025 15:30	WG2513192
Toluene	ND		0.00100	1	05/12/2025 15:30	WG2513192
Ethylbenzene	ND		0.00100	1	05/12/2025 15:30	WG2513192
Xylenes, Total	ND		0.00300	1	05/12/2025 15:30	WG2513192
Naphthalene	ND	C3	0.00500	1	05/12/2025 15:30	WG2513192
1,2,4-Trimethylbenzene	ND		0.00100	1	05/12/2025 15:30	WG2513192
1,3,5-Trimethylbenzene	ND		0.00100	1	05/12/2025 15:30	WG2513192
(S) Toluene-d8	97.0		80.0-120		05/12/2025 15:30	WG2513192
(S) 4-Bromofluorobenzene	98.3		77.0-126		05/12/2025 15:30	WG2513192
(S) 1,2-Dichloroethane-d4	111		70.0-130		05/12/2025 15:30	WG2513192

- 1 Cp
- 2 Tc
- 3 Ss
- 4 Cn
- 5 Sr
- 6 Qc
- 7 Gl
- 8 Al
- 9 Sc

Method Blank (MB)

(MB) R4215411-1 05/13/25 14:48

Analyte	MB Result	MB Qualifier	MB MDL	MB RDL
Dissolved Solids	U		10.0	10.0

1 Cp

2 Tc

3 Ss

L1856764-01 Original Sample (OS) • Duplicate (DUP)

(OS) L1856764-01 05/13/25 14:48 • (DUP) R4215411-3 05/13/25 14:48

Analyte	Original Result	DUP Result	Dilution	DUP RPD	DUP Qualifier	DUP RPD Limits
Dissolved Solids	1670	1680	1	0.597		10

4 Cn

5 Sr

L1857508-16 Original Sample (OS) • Duplicate (DUP)

(OS) L1857508-16 05/13/25 14:48 • (DUP) R4215411-4 05/13/25 14:48

Analyte	Original Result	DUP Result	Dilution	DUP RPD	DUP Qualifier	DUP RPD Limits
Dissolved Solids	856	862	1	0.698		10

6 Qc

7 Gl

8 Al

Laboratory Control Sample (LCS)

(LCS) R4215411-2 05/13/25 14:48

Analyte	Spike Amount	LCS Result	LCS Rec.	Rec. Limits	LCS Qualifier
Dissolved Solids	8800	8520	96.8	90.0-110	

9 Sc

Method Blank (MB)

(MB) R4214344-1 05/13/25 15:10

Analyte	MB Result	MB Qualifier	MB MDL	MB RDL
Suspended Solids	U		0.283	2.50

1 Cp

2 Tc

3 Ss

4 Cn

5 Sr

6 Qc

7 Gl

8 Al

9 Sc

L1857925-01 Original Sample (OS) • Duplicate (DUP)

(OS) L1857925-01 05/13/25 15:10 • (DUP) R4214344-3 05/13/25 15:10

Analyte	Original Result	DUP Result	Dilution	DUP RPD	DUP Qualifier	DUP RPD Limits
Suspended Solids	55.9	60.0	1	7.06		10

L1857926-02 Original Sample (OS) • Duplicate (DUP)

(OS) L1857926-02 05/13/25 15:10 • (DUP) R4214344-4 05/13/25 15:10

Analyte	Original Result	DUP Result	Dilution	DUP RPD	DUP Qualifier	DUP RPD Limits
Suspended Solids	ND	ND	1	0.000		10

Sample Narrative:

OS: Reduced amount used due to matrix.

Laboratory Control Sample (LCS)

(LCS) R4214344-2 05/13/25 15:10

Analyte	Spike Amount	LCS Result	LCS Rec.	Rec. Limits	LCS Qualifier
Suspended Solids	773	808	105	85.0-115	

Method Blank (MB)

(MB) R4213044-2 05/11/25 12:39

Analyte	MB Result	MB Qualifier	MB MDL	MB RDL
	mg/l		mg/l	mg/l
Alkalinity	U		4.75	20.0
Alkalinity,Bicarbonate	U		4.75	20.0
Alkalinity,Carbonate	U		4.75	20.0

Sample Narrative:

BLANK: Endpoint pH 4.5

L1855583-01 Original Sample (OS) • Duplicate (DUP)

(OS) L1855583-01 05/11/25 13:31 • (DUP) R4213044-3 05/11/25 13:38

Analyte	Original Result	DUP Result	Dilution	DUP RPD	DUP Qualifier	DUP RPD Limits
	mg/l	mg/l		%		%
Alkalinity	410	416	1	1.58		20
Alkalinity,Bicarbonate	410	416	1	1.58		20
Alkalinity,Carbonate	ND	ND	1	0.000		20

Sample Narrative:

OS: Endpoint pH 4.5 Headspace

DUP: Endpoint pH 4.5

L1857591-06 Original Sample (OS) • Duplicate (DUP)

(OS) L1857591-06 05/11/25 15:22 • (DUP) R4213044-4 05/11/25 15:25

Analyte	Original Result	DUP Result	Dilution	DUP RPD	DUP Qualifier	DUP RPD Limits
	mg/l	mg/l		%		%
Alkalinity	268	273	1	1.82		20
Alkalinity,Bicarbonate	268	273	1	1.82		20
Alkalinity,Carbonate	ND	ND	1	0.000		20

Sample Narrative:

OS: Endpoint pH 4.5 Headspace

DUP: Endpoint pH 4.5



Laboratory Control Sample (LCS)

(LCS) R4213044-1 05/11/25 12:32

Analyte	Spike Amount mg/l	LCS Result mg/l	LCS Rec. %	Rec. Limits %	<u>LCS Qualifier</u>
Alkalinity	100	106	106	90.0-110	

Sample Narrative:

LCS: Endpoint pH 4.5

¹Cp

²Tc

³Ss

⁴Cn

⁵Sr

⁶Qc

⁷Gl

⁸Al

⁹Sc

Method Blank (MB)

(MB) R4213685-1 05/12/25 18:38

Analyte	MB Result	MB Qualifier	MB MDL	MB RDL
Ammonia Nitrogen	U		0.0539	0.100

L1857733-01 Original Sample (OS) • Duplicate (DUP)

(OS) L1857733-01 05/12/25 19:01 • (DUP) R4213685-3 05/12/25 19:02

Analyte	Original Result	DUP Result	Dilution	DUP RPD	DUP Qualifier	DUP RPD Limits
Ammonia Nitrogen	0.222	0.221	1	0.451		10

L1857733-19 Original Sample (OS) • Duplicate (DUP)

(OS) L1857733-19 05/12/25 19:22 • (DUP) R4213685-5 05/12/25 19:23

Analyte	Original Result	DUP Result	Dilution	DUP RPD	DUP Qualifier	DUP RPD Limits
Ammonia Nitrogen	ND	ND	1	0.000		10

Laboratory Control Sample (LCS)

(LCS) R4213685-2 05/12/25 18:40

Analyte	Spike Amount	LCS Result	LCS Rec.	Rec. Limits	LCS Qualifier
Ammonia Nitrogen	7.50	7.44	99.2	90.0-110	

L1857733-01 Original Sample (OS) • Matrix Spike (MS)

(OS) L1857733-01 05/12/25 19:01 • (MS) R4213685-4 05/12/25 19:04

Analyte	Spike Amount	Original Result	MS Result	MS Rec.	Dilution	Rec. Limits	MS Qualifier
Ammonia Nitrogen	5.00	0.222	5.34	102	1	90.0-110	

L1857733-19 Original Sample (OS) • Matrix Spike (MS) • Matrix Spike Duplicate (MSD)

(OS) L1857733-19 05/12/25 19:22 • (MS) R4213685-6 05/12/25 19:25 • (MSD) R4213685-7 05/12/25 19:26

Analyte	Spike Amount	Original Result	MS Result	MSD Result	MS Rec.	MSD Rec.	Dilution	Rec. Limits	MS Qualifier	MSD Qualifier	RPD	RPD Limits
Ammonia Nitrogen	5.00	ND	5.06	5.07	101	101	1	90.0-110			0.178	10

1 Cp

2 Tc

3 Ss

4 Cn

5 Sr

6 Qc

7 Gl

8 Al

9 Sc

Method Blank (MB)

(MB) R4214238-1 05/13/25 06:35

Analyte	MB Result	MB Qualifier	MB MDL	MB RDL
Hexavalent Chromium	U		0.000100	0.000500

¹Cp

²Tc

³Ss

⁴Cn

⁵Sr

⁶Qc

⁷Gl

⁸Al

⁹Sc

L1857528-03 Original Sample (OS) • Duplicate (DUP)

(OS) L1857528-03 05/13/25 12:08 • (DUP) R4214238-6 05/13/25 12:21

Analyte	Original Result	DUP Result	Dilution	DUP RPD	DUP Qualifier	DUP RPD Limits
Hexavalent Chromium	ND	ND	1	0.000		20

L1857531-01 Original Sample (OS) • Duplicate (DUP)

(OS) L1857531-01 05/13/25 13:26 • (DUP) R4214238-7 05/13/25 13:39

Analyte	Original Result	DUP Result	Dilution	DUP RPD	DUP Qualifier	DUP RPD Limits
Hexavalent Chromium	ND	ND	1	0.000		20

Laboratory Control Sample (LCS)

(LCS) R4214238-2 05/13/25 06:48

Analyte	Spike Amount	LCS Result	LCS Rec.	Rec. Limits	LCS Qualifier
Hexavalent Chromium	0.00200	0.00192	95.8	90.0-110	

L1856977-01 Original Sample (OS) • Matrix Spike (MS)

(OS) L1856977-01 05/13/25 07:16 • (MS) R4214238-3 05/13/25 07:29

Analyte	Spike Amount	Original Result	MS Result	MS Rec.	Dilution	Rec. Limits	MS Qualifier
Hexavalent Chromium	0.0500	ND	0.0465	93.1	1	90.0-110	

L1857157-02 Original Sample (OS) • Matrix Spike (MS) • Matrix Spike Duplicate (MSD)

(OS) L1857157-02 05/13/25 10:05 • (MS) R4214238-4 05/13/25 10:18 • (MSD) R4214238-5 05/13/25 10:31

Analyte	Spike Amount	Original Result	MS Result	MSD Result	MS Rec.	MSD Rec.	Dilution	Rec. Limits	MS Qualifier	MSD Qualifier	RPD	RPD Limits
Hexavalent Chromium	0.0500	ND	0.0464	0.0464	92.8	92.7	1	90.0-110			0.127	20

Method Blank (MB)

(MB) R4214413-1 05/14/25 08:56

Analyte	MB Result	MB Qualifier	MB MDL	MB RDL
Kjeldahl Nitrogen, TKN	0.305		0.131	0.250

1 Cp

2 Tc

3 Ss

4 Cn

5 Sr

6 Qc

7 Gl

8 Al

9 Sc

L1855729-01 Original Sample (OS) • Duplicate (DUP)

(OS) L1855729-01 05/14/25 09:17 • (DUP) R4214413-6 05/14/25 09:17

Analyte	Original Result	DUP Result	Dilution	DUP RPD	DUP Qualifier	DUP RPD Limits
Kjeldahl Nitrogen, TKN	3.66	3.66	1	0.0875		20

Laboratory Control Sample (LCS) • Laboratory Control Sample Duplicate (LCSD)

(LCS) R4214413-2 05/14/25 08:57 • (LCSD) R4214413-3 05/14/25 08:59

Analyte	Spike Amount	LCS Result	LCSD Result	LCS Rec.	LCSD Rec.	Rec. Limits	LCS Qualifier	LCSD Qualifier	RPD	RPD Limits
Kjeldahl Nitrogen, TKN	12.0	10.8	10.8	90.3	90.3	90.0-110			0.0646	20

L1855530-01 Original Sample (OS) • Matrix Spike (MS)

(OS) L1855530-01 05/14/25 09:25 • (MS) R4214413-7 05/14/25 09:26

Analyte	Spike Amount	Original Result	MS Result	MS Rec.	Dilution	Rec. Limits	MS Qualifier
Kjeldahl Nitrogen, TKN	5.00	85.3	93.0	154	5	90.0-110	V

Method Blank (MB)

(MB) R4213700-1 05/12/25 22:29

Analyte	MB Result	MB Qualifier	MB MDL	MB RDL
Nitrate-Nitrite	U		0.0435	0.200

1 Cp

2 Tc

3 Ss

Laboratory Control Sample (LCS)

(LCS) R4213700-2 05/12/25 22:31

Analyte	Spike Amount	LCS Result	LCS Rec.	Rec. Limits	LCS Qualifier
Nitrate-Nitrite	2.50	2.57	103	90.0-110	

4 Cn

5 Sr

L1856580-04 Original Sample (OS) • Matrix Spike (MS) • Matrix Spike Duplicate (MSD)

(OS) L1856580-04 05/12/25 22:34 • (MS) R4213700-3 05/12/25 22:36 • (MSD) R4213700-4 05/12/25 22:38

Analyte	Spike Amount	Original Result	MS Result	MSD Result	MS Rec.	MSD Rec.	Dilution	Rec. Limits	MS Qualifier	MSD Qualifier	RPD	RPD Limits
Nitrate-Nitrite	2.50	0.239	2.66	2.73	96.9	99.8	1	90.0-110			2.67	20

6 Qc

7 Gl

8 Al

L1856580-05 Original Sample (OS) • Matrix Spike (MS) • Matrix Spike Duplicate (MSD)

(OS) L1856580-05 05/12/25 22:41 • (MS) R4213700-5 05/12/25 22:43 • (MSD) R4213700-6 05/12/25 22:45

Analyte	Spike Amount	Original Result	MS Result	MSD Result	MS Rec.	MSD Rec.	Dilution	Rec. Limits	MS Qualifier	MSD Qualifier	RPD	RPD Limits
Nitrate-Nitrite	2.50	1.35	3.90	3.90	102	102	1	90.0-110			0.0257	20

9 Sc

Method Blank (MB)

(MB) R4214455-1 05/14/25 10:16

Analyte	MB Result	MB Qualifier	MB MDL	MB RDL
Phosphorus,Total	U		0.0642	0.100

1 Cp

2 Tc

3 Ss

L1855685-01 Original Sample (OS) • Duplicate (DUP)

(OS) L1855685-01 05/14/25 10:29 • (DUP) R4214455-4 05/14/25 10:33

Analyte	Original Result	DUP Result	Dilution	DUP RPD	DUP Qualifier	DUP RPD Limits
Phosphorus,Total	0.159	0.159	1	0.000		20

4 Cn

5 Sr

L1855729-01 Original Sample (OS) • Duplicate (DUP)

(OS) L1855729-01 05/14/25 10:38 • (DUP) R4214455-5 05/14/25 10:39

Analyte	Original Result	DUP Result	Dilution	DUP RPD	DUP Qualifier	DUP RPD Limits
Phosphorus,Total	ND	ND	1	10.7		20

6 Qc

7 Gl

Laboratory Control Sample (LCS) • Laboratory Control Sample Duplicate (LCSD)

(LCS) R4214455-2 05/14/25 10:18 • (LCSD) R4214455-3 05/14/25 10:19

Analyte	Spike Amount	LCS Result	LCSD Result	LCS Rec.	LCSD Rec.	Rec. Limits	LCS Qualifier	LCSD Qualifier	RPD	RPD Limits
Phosphorus,Total	2.07	2.01	2.02	97.1	97.6	85.0-115			0.496	20

8 Al

9 Sc

Method Blank (MB)

(MB) R4212816-1 05/10/25 15:26

Analyte	MB Result	MB Qualifier	MB MDL	MB RDL
MBAS	U		0.0190	0.100

¹Cp

²Tc

³Ss

L1857493-01 Original Sample (OS) • Duplicate (DUP)

(OS) L1857493-01 05/10/25 15:29 • (DUP) R4212816-3 05/10/25 15:29

Analyte	Original Result	DUP Result	Dilution	DUP RPD	DUP Qualifier	DUP RPD Limits
MBAS	0.997	0.988	1	0.907		20

⁴Cn

⁵Sr

L1857527-01 Original Sample (OS) • Duplicate (DUP)

(OS) L1857527-01 05/10/25 15:30 • (DUP) R4212816-4 05/10/25 15:31

Analyte	Original Result	DUP Result	Dilution	DUP RPD	DUP Qualifier	DUP RPD Limits
MBAS	0.176	0.179	1	1.69		20

⁶Qc

⁷Gl

⁸Al

Laboratory Control Sample (LCS)

(LCS) R4212816-2 05/10/25 15:27

Analyte	Spike Amount	LCS Result	LCS Rec.	Rec. Limits	LCS Qualifier
MBAS	1.00	0.987	98.7	85.0-115	

⁹Sc

L1857527-21 Original Sample (OS) • Matrix Spike (MS) • Matrix Spike Duplicate (MSD)

(OS) L1857527-21 05/10/25 15:34 • (MS) R4212816-5 05/10/25 15:36 • (MSD) R4212816-6 05/10/25 15:36

Analyte	Spike Amount	Original Result	MS Result	MSD Result	MS Rec.	MSD Rec.	Dilution	Rec. Limits	MS Qualifier	MSD Qualifier	RPD	RPD Limits
MBAS	1.00	ND	1.03	1.03	103	103	1	85.0-115			0.000	20

L1857277-01 Original Sample (OS) • Duplicate (DUP)

(OS) L1857277-01 05/11/25 15:33 • (DUP) R4213019-2 05/11/25 15:33

Analyte	Original Result	DUP Result	Dilution	DUP RPD	DUP Qualifier	DUP RPD Limits
	su	su		%		%
pH	5.85	5.87	1	0.341		1

Sample Narrative:

OS: 5.85 at 20.2C
 DUP: 5.87 at 20.6C

L1857636-03 Original Sample (OS) • Duplicate (DUP)

(OS) L1857636-03 05/11/25 15:33 • (DUP) R4213019-3 05/11/25 15:33

Analyte	Original Result	DUP Result	Dilution	DUP RPD	DUP Qualifier	DUP RPD Limits
	su	su		%		%
pH	7.82	7.83	1	0.128		1

Sample Narrative:

OS: 7.82 at 21.2C
 DUP: 7.83 at 21.3C

Laboratory Control Sample (LCS)

(LCS) R4213019-1 05/11/25 15:33

Analyte	Spike Amount	LCS Result	LCS Rec.	Rec. Limits	LCS Qualifier
	su	su	%	%	
pH	10.0	10.0	100	99.0-101	

Sample Narrative:

LCS: 10 at 21.4C

¹Cp

²Tc

³Ss

⁴Cn

⁵Sr

⁶Qc

⁷Gl

⁸Al

⁹Sc

Method Blank (MB)

(MB) R4213872-1 05/13/25 10:50

Analyte	MB Result	MB Qualifier	MB MDL	MB RDL
Specific Conductance	U		0.0100	0.0100

Sample Narrative:

BLANK: at 25C

L1855470-01 Original Sample (OS) • Duplicate (DUP)

(OS) L1855470-01 05/13/25 10:50 • (DUP) R4213872-3 05/13/25 10:50

Analyte	Original Result	DUP Result	Dilution	DUP RPD	DUP Qualifier	DUP RPD Limits
Specific Conductance	0.280	0.279	1	0.393		10

Sample Narrative:

OS: at 25C
DUP: at 25C

L1857728-02 Original Sample (OS) • Duplicate (DUP)

(OS) L1857728-02 05/13/25 10:50 • (DUP) R4213872-4 05/13/25 10:50

Analyte	Original Result	DUP Result	Dilution	DUP RPD	DUP Qualifier	DUP RPD Limits
Specific Conductance	3.54	3.55	1	0.282		10

Sample Narrative:

OS: at 25C
DUP: at 25C

Laboratory Control Sample (LCS)

(LCS) R4213872-2 05/13/25 10:50

Analyte	Spike Amount	LCS Result	LCS Rec.	Rec. Limits	LCS Qualifier
Specific Conductance	1.13	1.14	101	90.0-110	

Sample Narrative:

LCS: at 25C

1 Cp

2 Tc

3 Ss

4 Cn

5 Sr

6 Qc

7 Gl

8 Al

9 Sc

Method Blank (MB)

(MB) R4213744-3 05/12/25 23:18

Analyte	MB Result	MB Qualifier	MB MDL	MB RDL
	mg/l		mg/l	mg/l
Bromide	U		0.680	1.00
Chloride	U		0.547	1.00
Fluoride	U		0.0761	0.150
Sulfate	U		0.637	5.00

L1857323-01 Original Sample (OS) • Duplicate (DUP)

(OS) L1857323-01 05/13/25 02:27 • (DUP) R4213744-5 05/13/25 02:41

Analyte	Original Result	DUP Result	Dilution	DUP RPD	DUP Qualifier	DUP RPD Limits
	mg/l	mg/l		%		%
Bromide	ND	ND	1	0.000		15
Chloride	48.2	46.1	1	4.42		15
Fluoride	ND	ND	1	3.93		15
Sulfate	25.5	24.1	1	5.39		15

L1857323-02 Original Sample (OS) • Duplicate (DUP)

(OS) L1857323-02 05/13/25 03:21 • (DUP) R4213744-8 05/13/25 03:35

Analyte	Original Result	DUP Result	Dilution	DUP RPD	DUP Qualifier	DUP RPD Limits
	mg/l	mg/l		%		%
Bromide	ND	ND	1	0.000		15
Chloride	62.8	63.1	1	0.402		15
Fluoride	0.296	0.291	1	1.74		15
Sulfate	21.4	21.3	1	0.453		15

Laboratory Control Sample (LCS)

(LCS) R4213744-4 05/12/25 23:32

Analyte	Spike Amount	LCS Result	LCS Rec.	Rec. Limits	LCS Qualifier
	mg/l	mg/l	%	%	
Bromide	40.0	37.9	94.8	80.0-120	
Chloride	40.0	36.9	92.2	80.0-120	
Fluoride	8.00	7.81	97.6	80.0-120	
Sulfate	40.0	38.4	95.9	80.0-120	

¹Cp

²Tc

³Ss

⁴Cn

⁵Sr

⁶Qc

⁷Gl

⁸Al

⁹Sc

L1857323-01 Original Sample (OS) • Matrix Spike (MS) • Matrix Spike Duplicate (MSD)

(OS) L1857323-01 05/13/25 02:27 • (MS) R4213744-6 05/13/25 02:54 • (MSD) R4213744-7 05/13/25 03:08

Analyte	Spike Amount mg/l	Original Result mg/l	MS Result mg/l	MSD Result mg/l	MS Rec. %	MSD Rec. %	Dilution	Rec. Limits %	MS Qualifier	MSD Qualifier	RPD %	RPD Limits %
Bromide	40.0	ND	38.3	37.9	95.7	94.8	1	80.0-120			0.972	15
Chloride	40.0	48.2	76.8	75.7	71.5	68.9	1	80.0-120	J6	J6	1.41	15
Fluoride	8.00	ND	8.16	8.06	101	99.5	1	80.0-120			1.29	15
Sulfate	40.0	25.5	60.5	59.7	87.7	85.6	1	80.0-120			1.40	15

L1857323-02 Original Sample (OS) • Matrix Spike (MS)

(OS) L1857323-02 05/13/25 03:21 • (MS) R4213744-9 05/13/25 03:48

Analyte	Spike Amount mg/l	Original Result mg/l	MS Result mg/l	MS Rec. %	Dilution	Rec. Limits %	MS Qualifier
Bromide	40.0	ND	39.7	99.3	1	80.0-120	
Chloride	40.0	62.8	89.3	66.1	1	80.0-120	J6
Fluoride	8.00	0.296	8.65	104	1	80.0-120	
Sulfate	40.0	21.4	58.9	93.8	1	80.0-120	

- 1 Cp
- 2 Tc
- 3 Ss
- 4 Cn
- 5 Sr
- 6 Qc
- 7 Gl
- 8 Al
- 9 Sc

Method Blank (MB)

(MB) R4213899-2 05/13/25 01:27

Analyte	MB Result	MB Qualifier	MB MDL	MB RDL
TOC (Total Organic Carbon)	U		0.495	1.00

L1857539-05 Original Sample (OS) • Duplicate (DUP)

(OS) L1857539-05 05/13/25 06:57 • (DUP) R4213899-6 05/13/25 07:16

Analyte	Original Result	DUP Result	Dilution	DUP RPD	DUP Qualifier	DUP RPD Limits
TOC (Total Organic Carbon)	1.56	1.56	1	0.128		20

Laboratory Control Sample (LCS)

(LCS) R4213899-1 05/13/25 01:10

Analyte	Spike Amount	LCS Result	LCS Rec.	Rec. Limits	LCS Qualifier
TOC (Total Organic Carbon)	25.0	25.0	99.9	80.0-120	

L1857138-02 Original Sample (OS) • Matrix Spike (MS) • Matrix Spike Duplicate (MSD)

(OS) L1857138-02 05/13/25 02:05 • (MS) R4213899-3 05/13/25 02:29 • (MSD) R4213899-4 05/13/25 02:51

Analyte	Spike Amount	Original Result	MS Result	MSD Result	MS Rec.	MSD Rec.	Dilution	Rec. Limits	MS Qualifier	MSD Qualifier	RPD	RPD Limits
TOC (Total Organic Carbon)	25.0	4.40	29.9	29.3	102	99.7	1	75.0-125			1.79	20

L1857649-21 Original Sample (OS) • Matrix Spike (MS) • Matrix Spike Duplicate (MSD)

(OS) L1857649-21 05/13/25 10:08 • (MS) R4213899-7 05/13/25 10:31 • (MSD) R4213899-8 05/13/25 10:53

Analyte	Spike Amount	Original Result	MS Result	MSD Result	MS Rec.	MSD Rec.	Dilution	Rec. Limits	MS Qualifier	MSD Qualifier	RPD	RPD Limits
TOC (Total Organic Carbon)	25.0	1.86	26.7	28.4	99.3	106	1	75.0-125			6.10	20

¹Cp

²Tc

³Ss

⁴Cn

⁵Sr

⁶Qc

⁷Gl

⁸Al

⁹Sc

Method Blank (MB)

(MB) R4213725-1 05/13/25 01:43

Analyte	MB Result mg/l	MB Qualifier	MB MDL mg/l	MB RDL mg/l
Aluminum,Dissolved	U		0.0160	0.100
Arsenic,Dissolved	U		0.000120	0.00200
Cadmium,Dissolved	U		0.000120	0.00100
Copper,Dissolved	U		0.000700	0.00500
Lead,Dissolved	U		0.000500	0.00200
Manganese,Dissolved	U		0.000700	0.00500
Nickel,Dissolved	U		0.000500	0.00200
Silver,Dissolved	U		0.000110	0.00200
Uranium,Dissolved	U		0.000130	0.00100
Zinc,Dissolved	U		0.00400	0.0250

¹Cp

²Tc

³Ss

⁴Cn

⁵Sr

⁶Qc

⁷Gl

⁸Al

⁹Sc

Method Blank (MB)

(MB) R4213724-6 05/13/25 02:59

Analyte	MB Result mg/l	MB Qualifier	MB MDL mg/l	MB RDL mg/l
Selenium,Dissolved	U		0.000250	0.00200

Laboratory Control Sample (LCS)

(LCS) R4213724-2 05/13/25 03:02

Analyte	Spike Amount mg/l	LCS Result mg/l	LCS Rec. %	Rec. Limits %	LCS Qualifier
Selenium,Dissolved	0.0500	0.0482	96.4	80.0-120	

Laboratory Control Sample (LCS)

(LCS) R4213725-2 05/13/25 01:51

Analyte	Spike Amount mg/l	LCS Result mg/l	LCS Rec. %	Rec. Limits %	LCS Qualifier
Aluminum,Dissolved	1.00	0.985	98.5	80.0-120	
Arsenic,Dissolved	0.0500	0.0486	97.2	80.0-120	
Cadmium,Dissolved	0.0500	0.0496	99.1	80.0-120	
Copper,Dissolved	0.0500	0.0461	92.2	80.0-120	
Lead,Dissolved	0.0500	0.0486	97.2	80.0-120	
Manganese,Dissolved	0.0500	0.0483	96.7	80.0-120	
Nickel,Dissolved	0.0500	0.0503	101	80.0-120	
Silver,Dissolved	0.0500	0.0491	98.1	80.0-120	
Uranium,Dissolved	0.0500	0.0464	92.7	80.0-120	

Laboratory Control Sample (LCS)

(LCS) R4213725-2 05/13/25 01:51

Analyte	Spike Amount mg/l	LCS Result mg/l	LCS Rec. %	Rec. Limits %	<u>LCS Qualifier</u>
Zinc,Dissolved	0.0500	0.0474	94.7	80.0-120	

L1856034-07 Original Sample (OS) • Matrix Spike (MS) • Matrix Spike Duplicate (MSD)

(OS) L1856034-07 05/13/25 01:54 • (MS) R4213725-4 05/13/25 02:01 • (MSD) R4213725-5 05/13/25 02:04

Analyte	Spike Amount mg/l	Original Result	MS Result mg/l	MSD Result mg/l	MS Rec. %	MSD Rec. %	Dilution	Rec. Limits %	<u>MS Qualifier</u>	<u>MSD Qualifier</u>	RPD %	RPD Limits %
Aluminum,Dissolved	1.00		1.00	0.997	96.8	96.5	1	75.0-125			0.369	20
Arsenic,Dissolved	0.0500	ND	0.0524	0.0527	101	102	1	75.0-125			0.579	20
Cadmium,Dissolved	0.0500	ND	0.0498	0.0504	99.7	101	1	75.0-125			1.13	20
Copper,Dissolved	0.0500	ND	0.0442	0.0447	86.9	87.7	1	75.0-125			0.911	20
Lead,Dissolved	0.0500		0.0484	0.0490	96.9	98.1	1	75.0-125			1.20	20
Manganese,Dissolved	0.0500	11.9	11.7	12.0	0.000	107	1	75.0-125	<u>EV</u>	<u>E</u>	2.58	20
Nickel,Dissolved	0.0500		0.145	0.145	96.7	97.8	1	75.0-125			0.379	20
Silver,Dissolved	0.0500		0.0492	0.0496	98.4	99.2	1	75.0-125			0.804	20
Uranium,Dissolved	0.0500		0.0461	0.0476	92.3	95.2	1	75.0-125			3.16	20
Zinc,Dissolved	0.0500		0.138	0.138	91.3	92.2	1	75.0-125			0.342	20

1 Cp

2 Tc

3 Ss

4 Cn

5 Sr

6 Qc

7 Gl

8 Al

9 Sc

Method Blank (MB)

(MB) R4214895-1 05/14/25 22:52

Analyte	MB Result mg/l	MB Qualifier	MB MDL mg/l	MB RDL mg/l
Chromium	0.00173	⬇	0.000900	0.00200

Laboratory Control Sample (LCS) • Laboratory Control Sample Duplicate (LCSD)

(LCS) R4214895-2 05/14/25 22:56 • (LCSD) R4214895-3 05/14/25 22:59

Analyte	Spike Amount mg/l	LCS Result mg/l	LCSD Result mg/l	LCS Rec. %	LCSD Rec. %	Rec. Limits %	LCS Qualifier	LCSD Qualifier	RPD %	RPD Limits %
Chromium	0.0500	0.0506	0.0496	101	99.2	80.0-120			2.01	20

- 1 Cp
- 2 Tc
- 3 Ss
- 4 Cn
- 5 Sr
- 6 Qc
- 7 Gl
- 8 Al
- 9 Sc

Method Blank (MB)

(MB) R4213896-4 05/13/25 10:07

Analyte	MB Result mg/l	MB Qualifier	MB MDL mg/l	MB RDL mg/l
TPH (GC/FID) Low Fraction	U		0.0314	0.100
^(S) a,a,a-Trifluorotoluene(FID)	91.8			78.0-120

Laboratory Control Sample (LCS) • Laboratory Control Sample Duplicate (LCSD)

(LCS) R4213896-2 05/13/25 08:57 • (LCSD) R4213896-3 05/13/25 09:20

Analyte	Spike Amount mg/l	LCS Result mg/l	LCSD Result mg/l	LCS Rec. %	LCSD Rec. %	Rec. Limits %	LCS Qualifier	LCSD Qualifier	RPD %	RPD Limits %
TPH (GC/FID) Low Fraction	5.00	5.35	5.50	107	110	72.0-127			2.76	20
^(S) a,a,a-Trifluorotoluene(FID)				94.2	94.5	78.0-120				

- 1 Cp
- 2 Tc
- 3 Ss
- 4 Cn
- 5 Sr
- 6 Qc
- 7 Gl
- 8 Al
- 9 Sc

Method Blank (MB)

(MB) R4213536-2 05/12/25 14:27

Analyte	MB Result	MB Qualifier	MB MDL	MB RDL
	mg/l		mg/l	mg/l
Benzene	U		0.0000941	0.00100
Toluene	U		0.000278	0.00100
Ethylbenzene	U		0.000137	0.00100
Xylenes, Total	U		0.000174	0.00300
Naphthalene	U		0.00100	0.00500
1,2,4-Trimethylbenzene	U		0.000322	0.00100
1,3,5-Trimethylbenzene	U		0.000104	0.00100
(S) Toluene-d8	96.1			80.0-120
(S) 4-Bromofluorobenzene	98.2			77.0-126
(S) 1,2-Dichloroethane-d4	111			70.0-130

Laboratory Control Sample (LCS)

(LCS) R4213536-1 05/12/25 13:45

Analyte	Spike Amount	LCS Result	LCS Rec.	Rec. Limits	LCS Qualifier
	mg/l	mg/l	%	%	
Benzene	0.00500	0.00499	99.8	70.0-123	
Toluene	0.00500	0.00461	92.2	79.0-120	
Ethylbenzene	0.00500	0.00466	93.2	79.0-123	
Xylenes, Total	0.0150	0.0141	94.0	79.0-123	
Naphthalene	0.00500	0.00279	55.8	54.0-135	
1,2,4-Trimethylbenzene	0.00500	0.00443	88.6	76.0-121	
1,3,5-Trimethylbenzene	0.00500	0.00451	90.2	76.0-122	
(S) Toluene-d8			95.9	80.0-120	
(S) 4-Bromofluorobenzene			101	77.0-126	
(S) 1,2-Dichloroethane-d4			108	70.0-130	

1 Cp

2 Tc

3 Ss

4 Cn

5 Sr

6 Qc

7 Gl

8 Al

9 Sc

Method Blank (MB)

(MB) R4213612-3 05/12/25 16:23

Analyte	MB Result	MB Qualifier	MB MDL	MB RDL
	mg/l		mg/l	mg/l
Benzene	U		0.0000941	0.00100
Toluene	U		0.000278	0.00100
<i>(S) Toluene-d8</i>	104			80.0-120
<i>(S) 4-Bromofluorobenzene</i>	96.6			77.0-126
<i>(S) 1,2-Dichloroethane-d4</i>	108			70.0-130

Laboratory Control Sample (LCS) • Laboratory Control Sample Duplicate (LCSD)

(LCS) R4213612-1 05/12/25 15:17 • (LCSD) R4213612-2 05/12/25 15:39

Analyte	Spike Amount	LCS Result	LCSD Result	LCS Rec.	LCSD Rec.	Rec. Limits	LCS Qualifier	LCSD Qualifier	RPD	RPD Limits
	mg/l	mg/l	mg/l	%	%	%			%	%
Benzene	0.00500	0.00475	0.00458	95.0	91.6	70.0-123			3.64	20
Toluene	0.00500	0.00438	0.00418	87.6	83.6	79.0-120			4.67	20
<i>(S) Toluene-d8</i>				100	100	80.0-120				
<i>(S) 4-Bromofluorobenzene</i>				95.2	97.1	77.0-126				
<i>(S) 1,2-Dichloroethane-d4</i>				105	107	70.0-130				

1 Cp

2 Tc

3 Ss

4 Cn

5 Sr

6 Qc

7 Gl

8 Al

9 Sc

Method Blank (MB)

(MB) R4213711-1 05/12/25 16:43

Analyte	MB Result mg/l	MB Qualifier	MB MDL mg/l	MB RDL mg/l
C10-C28 Diesel Range	U		0.0605	0.100
C28-C36 Motor Oil Range	U		0.0772	0.100
(S) o-Terphenyl	85.0			52.0-156

Laboratory Control Sample (LCS) • Laboratory Control Sample Duplicate (LCSD)

(LCS) R4213711-2 05/12/25 17:03 • (LCSD) R4213711-3 05/12/25 17:23

Analyte	Spike Amount mg/l	LCS Result mg/l	LCSD Result mg/l	LCS Rec. %	LCSD Rec. %	Rec. Limits %	LCS Qualifier	LCSD Qualifier	RPD %	RPD Limits %
C10-C28 Diesel Range	1.50	1.58	1.62	105	108	50.0-150			2.50	20
(S) o-Terphenyl				99.5	102	52.0-156				

- 1 Cp
- 2 Tc
- 3 Ss
- 4 Cn
- 5 Sr
- 6 Qc
- 7 Gl
- 8 Al
- 9 Sc

Method Blank (MB)

(MB) R4213719-3 05/12/25 19:52

Analyte	MB Result mg/l	MB Qualifier	MB MDL mg/l	MB RDL mg/l
Acenaphthene	U		0.000886	0.00100
Acenaphthylene	U		0.000921	0.00100
Anthracene	U		0.000804	0.00100
Benzidine	U		0.00374	0.0100
Benzo(a)anthracene	U		0.000199	0.00100
Benzo(b)fluoranthene	U		0.000130	0.00100
Benzo(k)fluoranthene	U		0.000120	0.00100
Benzo(g,h,i)perylene	U		0.000121	0.00100
Benzo(a)pyrene	U		0.000381	0.00100
Bis(2-chlorethoxy)methane	U		0.000116	0.0100
Bis(2-chloroethyl)ether	U		0.000137	0.0100
2,2-Oxybis(1-Chloropropane)	U		0.000210	0.0100
4-Bromophenyl-phenylether	U		0.000877	0.0100
2-Chloronaphthalene	U		0.000648	0.00100
4-Chlorophenyl-phenylether	U		0.000926	0.0100
Chrysene	U		0.000130	0.00100
Dibenz(a,h)anthracene	U		0.000644	0.00100
1,2-Dichlorobenzene	U		0.000713	0.0100
1,3-Dichlorobenzene	U		0.000132	0.0100
1,4-Dichlorobenzene	U		0.000942	0.0100
3,3-Dichlorobenzidine	U		0.000212	0.0100
2,4-Dinitrotoluene	U		0.000983	0.0100
2,6-Dinitrotoluene	U		0.000250	0.0100
Fluoranthene	U		0.000102	0.00100
Fluorene	U		0.000844	0.00100
Hexachlorobenzene	U		0.000755	0.00100
Hexachloro-1,3-butadiene	U		0.000968	0.0100
Hexachlorocyclopentadiene	U		0.000598	0.0100
Hexachloroethane	U		0.000127	0.0100
Indeno(1,2,3-cd)pyrene	U		0.000279	0.00100
Isophorone	U		0.000143	0.0100
Naphthalene	U		0.000159	0.00100
Nitrobenzene	U		0.000297	0.0100
n-Nitrosodimethylamine	U		0.000998	0.0100
n-Nitrosodiphenylamine	U		0.00237	0.0100
n-Nitrosodi-n-propylamine	U		0.000261	0.0100
Phenanthrene	U		0.000112	0.00100
Benzylbutyl phthalate	U		0.000765	0.00300
Bis(2-ethylhexyl)phthalate	U		0.000895	0.00300
Di-n-butyl phthalate	U		0.000453	0.00300

¹Cp

²Tc

³Ss

⁴Cn

⁵Sr

⁶Qc

⁷Gl

⁸Al

⁹Sc

Method Blank (MB)

(MB) R4213719-3 05/12/25 19:52

Analyte	MB Result mg/l	MB Qualifier	MB MDL mg/l	MB RDL mg/l
Diethyl phthalate	U		0.000287	0.00300
Dimethyl phthalate	U		0.000260	0.00300
Di-n-octyl phthalate	U		0.000932	0.00300
Pyrene	U		0.000107	0.00100
1,2,4-Trichlorobenzene	U		0.0000698	0.0100
4-Chloro-3-methylphenol	U		0.000131	0.0100
2-Chlorophenol	U		0.000133	0.0100
2,4-Dichlorophenol	U		0.000102	0.0100
2,4-Dimethylphenol	U		0.0000636	0.0100
4,6-Dinitro-2-methylphenol	U		0.00112	0.0100
2,4-Dinitrophenol	U		0.00593	0.0100
2-Nitrophenol	U		0.000117	0.0100
4-Nitrophenol	U		0.000143	0.0100
Pentachlorophenol	U		0.000313	0.0100
Phenol	U		0.00433	0.0100
2,4,6-Trichlorophenol	U		0.000100	0.0100
(S) 2-Fluorophenol	43.7			10.0-120
(S) Phenol-d5	30.4			10.0-120
(S) Nitrobenzene-d5	71.9			10.0-127
(S) 2-Fluorobiphenyl	72.2			10.0-130
(S) 2,4,6-Tribromophenol	60.0			10.0-155
(S) p-Terphenyl-d14	80.1			10.0-128

¹ Cp

² Tc

³ Ss

⁴ Cn

⁵ Sr

⁶ Qc

⁷ Gl

⁸ Al

⁹ Sc

Laboratory Control Sample (LCS) • Laboratory Control Sample Duplicate (LCSD)

(LCS) R4213719-1 05/12/25 19:09 • (LCSD) R4213719-2 05/12/25 19:31

Analyte	Spike Amount mg/l	LCS Result mg/l	LCSD Result mg/l	LCS Rec. %	LCSD Rec. %	Rec. Limits %	LCS Qualifier	LCSD Qualifier	RPD %	RPD Limits %
Acenaphthene	0.0500	0.0363	0.0365	72.6	73.0	41.0-120			0.549	22
Acenaphthylene	0.0500	0.0387	0.0395	77.4	79.0	43.0-120			2.05	22
Anthracene	0.0500	0.0356	0.0363	71.2	72.6	45.0-120			1.95	20
Benidine	0.100	0.00349	0.00378	3.49	3.78	10.0-120	J4	J4	7.98	36
Benzo(a)anthracene	0.0500	0.0361	0.0386	72.2	77.2	47.0-120			6.69	20
Benzo(b)fluoranthene	0.0500	0.0357	0.0376	71.4	75.2	46.0-120			5.18	20
Benzo(k)fluoranthene	0.0500	0.0347	0.0373	69.4	74.6	46.0-120			7.22	21
Benzo(g,h,i)perylene	0.0500	0.0315	0.0341	63.0	68.2	48.0-121			7.93	20
Benzo(a)pyrene	0.0500	0.0328	0.0367	65.6	73.4	47.0-120			11.2	20
Bis(2-chlorethoxy)methane	0.0500	0.0327	0.0328	65.4	65.6	33.0-120			0.305	24
Bis(2-chloroethyl)ether	0.0500	0.0370	0.0368	74.0	73.6	23.0-120			0.542	33

Laboratory Control Sample (LCS) • Laboratory Control Sample Duplicate (LCSD)

(LCS) R4213719-1 05/12/25 19:09 • (LCSD) R4213719-2 05/12/25 19:31

Analyte	Spike Amount mg/l	LCS Result mg/l	LCSD Result mg/l	LCS Rec. %	LCSD Rec. %	Rec. Limits %	<u>LCS Qualifier</u>	<u>LCSD Qualifier</u>	RPD %	RPD Limits %
2,2-Oxybis(1-Chloropropane)	0.0500	0.0341	0.0331	68.2	66.2	28.0-120			2.98	31
4-Bromophenyl-phenylether	0.0500	0.0381	0.0381	76.2	76.2	45.0-120			0.000	20
2-Chloronaphthalene	0.0500	0.0342	0.0345	68.4	69.0	37.0-120			0.873	25
4-Chlorophenyl-phenylether	0.0500	0.0367	0.0381	73.4	76.2	44.0-120			3.74	20
Chrysene	0.0500	0.0337	0.0356	67.4	71.2	48.0-120			5.48	20
Dibenz(a,h)anthracene	0.0500	0.0336	0.0359	67.2	71.8	47.0-120			6.62	20
1,2-Dichlorobenzene	0.0500	0.0330	0.0321	66.0	64.2	20.0-120			2.76	34
1,3-Dichlorobenzene	0.0500	0.0326	0.0328	65.2	65.6	17.0-120			0.612	35
1,4-Dichlorobenzene	0.0500	0.0333	0.0335	66.6	67.0	18.0-120			0.599	34
3,3-Dichlorobenzidine	0.100	0.0500	0.0623	50.0	62.3	44.0-120		J3	21.9	20
2,4-Dinitrotoluene	0.0500	0.0404	0.0424	80.8	84.8	49.0-124			4.83	20
2,6-Dinitrotoluene	0.0500	0.0379	0.0400	75.8	80.0	46.0-120			5.39	21
Fluoranthene	0.0500	0.0354	0.0379	70.8	75.8	51.0-120			6.82	20
Fluorene	0.0500	0.0360	0.0369	72.0	73.8	47.0-120			2.47	20
Hexachlorobenzene	0.0500	0.0352	0.0362	70.4	72.4	44.0-120			2.80	20
Hexachloro-1,3-butadiene	0.0500	0.0291	0.0289	58.2	57.8	19.0-120			0.690	32
Hexachlorocyclopentadiene	0.0500	0.0168	0.0177	33.6	35.4	15.0-120			5.22	31
Hexachloroethane	0.0500	0.0335	0.0333	67.0	66.6	15.0-120			0.599	37
Indeno(1,2,3-cd)pyrene	0.0500	0.0343	0.0369	68.6	73.8	49.0-122			7.30	20
Isophorone	0.0500	0.0333	0.0337	66.6	67.4	36.0-120			1.19	23
Naphthalene	0.0500	0.0320	0.0321	64.0	64.2	27.0-120			0.312	27
Nitrobenzene	0.0500	0.0316	0.0319	63.2	63.8	27.0-120			0.945	29
n-Nitrosodimethylamine	0.0500	0.0234	0.0243	46.8	48.6	10.0-120			3.77	40
n-Nitrosodiphenylamine	0.0500	0.0340	0.0363	68.0	72.6	47.0-120			6.54	20
n-Nitrosodi-n-propylamine	0.0500	0.0367	0.0354	73.4	70.8	31.0-120			3.61	28
Phenanthrene	0.0500	0.0351	0.0359	70.2	71.8	46.0-120			2.25	20
Benzylbutyl phthalate	0.0500	0.0394	0.0401	78.8	80.2	43.0-121			1.76	20
Bis(2-ethylhexyl)phthalate	0.0500	0.0352	0.0378	70.4	75.6	43.0-122			7.12	20
Di-n-butyl phthalate	0.0500	0.0383	0.0402	76.6	80.4	49.0-121			4.84	20
Diethyl phthalate	0.0500	0.0372	0.0391	74.4	78.2	48.0-122			4.98	20
Dimethyl phthalate	0.0500	0.0374	0.0391	74.8	78.2	48.0-120			4.44	20
Di-n-octyl phthalate	0.0500	0.0351	0.0382	70.2	76.4	42.0-125			8.46	20
Pyrene	0.0500	0.0391	0.0381	78.2	76.2	47.0-120			2.59	20
1,2,4-Trichlorobenzene	0.0500	0.0314	0.0316	62.8	63.2	24.0-120			0.635	29
4-Chloro-3-methylphenol	0.0500	0.0310	0.0339	62.0	67.8	40.0-120			8.94	21
2-Chlorophenol	0.0500	0.0271	0.0290	54.2	58.0	25.0-120			6.77	35
2,4-Dichlorophenol	0.0500	0.0310	0.0327	62.0	65.4	36.0-120			5.34	26
2,4-Dimethylphenol	0.0500	0.0247	0.0284	49.4	56.8	33.0-120			13.9	26
4,6-Dinitro-2-methylphenol	0.0500	0.0395	0.0406	79.0	81.2	38.0-138			2.75	25
2,4-Dinitrophenol	0.0500	0.0280	0.0304	56.0	60.8	10.0-120			8.22	39

1 Cp

2 Tc

3 Ss

4 Cn

5 Sr

6 Qc

7 Gl

8 Al

9 Sc

Laboratory Control Sample (LCS) • Laboratory Control Sample Duplicate (LCSD)

(LCS) R4213719-1 05/12/25 19:09 • (LCSD) R4213719-2 05/12/25 19:31

Analyte	Spike Amount mg/l	LCS Result mg/l	LCSD Result mg/l	LCS Rec. %	LCSD Rec. %	Rec. Limits %	<u>LCS Qualifier</u>	<u>LCSD Qualifier</u>	RPD %	RPD Limits %
2-Nitrophenol	0.0500	0.0336	0.0344	67.2	68.8	31.0-120			2.35	29
4-Nitrophenol	0.0500	0.0155	0.0175	31.0	35.0	10.0-120			12.1	33
Pentachlorophenol	0.0500	0.0262	0.0278	52.4	55.6	23.0-120			5.93	25
Phenol	0.0500	0.0147	0.0150	29.4	30.0	10.0-120			2.02	36
2,4,6-Trichlorophenol	0.0500	0.0341	0.0356	68.2	71.2	42.0-120			4.30	23
<i>(S) 2-Fluorophenol</i>				43.3	47.0	10.0-120				
<i>(S) Phenol-d5</i>				30.5	31.5	10.0-120				
<i>(S) Nitrobenzene-d5</i>				64.5	65.4	10.0-127				
<i>(S) 2-Fluorobiphenyl</i>				72.2	74.3	10.0-130				
<i>(S) 2,4,6-Tribromophenol</i>				75.5	77.5	10.0-155				
<i>(S) p-Terphenyl-d14</i>				79.8	78.4	10.0-128				

1 Cp

2 Tc

3 Ss

4 Cn

5 Sr

6 Qc

7 Gl

8 Al

9 Sc

GLOSSARY OF TERMS

Guide to Reading and Understanding Your Laboratory Report

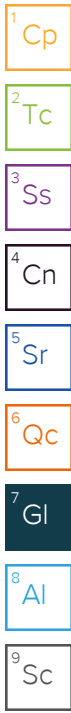
The information below is designed to better explain the various terms used in your report of analytical results from the Laboratory. This is not intended as a comprehensive explanation, and if you have additional questions please contact your project representative.

Results Disclaimer - Information that may be provided by the customer, and contained within this report, include Permit Limits, Project Name, Sample ID, Sample Matrix, Sample Preservation, Field Blanks, Field Spikes, Field Duplicates, On-Site Data, Sampling Collection Dates/Times, and Sampling Location. Results relate to the accuracy of this information provided, and as the samples are received.

Abbreviations and Definitions

MDL	Method Detection Limit.
ND	Not detected at the Reporting Limit (or MDL where applicable).
RDL	Reported Detection Limit.
Rec.	Recovery.
RPD	Relative Percent Difference.
SDG	Sample Delivery Group.
(S)	Surrogate (Surrogate Standard) - Analytes added to every blank, sample, Laboratory Control Sample/Duplicate and Matrix Spike/Duplicate; used to evaluate analytical efficiency by measuring recovery. Surrogates are not expected to be detected in all environmental media.
U	Not detected at the Reporting Limit (or MDL where applicable).
Analyte	The name of the particular compound or analysis performed. Some Analyses and Methods will have multiple analytes reported.
Dilution	If the sample matrix contains an interfering material, the sample preparation volume or weight values differ from the standard, or if concentrations of analytes in the sample are higher than the highest limit of concentration that the laboratory can accurately report, the sample may be diluted for analysis. If a value different than 1 is used in this field, the result reported has already been corrected for this factor.
Limits	These are the target % recovery ranges or % difference value that the laboratory has historically determined as normal for the method and analyte being reported. Successful QC Sample analysis will target all analytes recovered or duplicated within these ranges.
Original Sample	The non-spiked sample in the prep batch used to determine the Relative Percent Difference (RPD) from a quality control sample. The Original Sample may not be included within the reported SDG.
Qualifier	This column provides a letter and/or number designation that corresponds to additional information concerning the result reported. If a Qualifier is present, a definition per Qualifier is provided within the Glossary and Definitions page and potentially a discussion of possible implications of the Qualifier in the Case Narrative if applicable.
Result	The actual analytical final result (corrected for any sample specific characteristics) reported for your sample. If there was no measurable result returned for a specific analyte, the result in this column may state "ND" (Not Detected) or "BDL" (Below Detectable Levels). The information in the results column should always be accompanied by either an MDL (Method Detection Limit) or RDL (Reporting Detection Limit) that defines the lowest value that the laboratory could detect or report for this analyte.
Uncertainty (Radiochemistry)	Confidence level of 2 sigma.
Case Narrative (Cn)	A brief discussion about the included sample results, including a discussion of any non-conformances to protocol observed either at sample receipt by the laboratory from the field or during the analytical process. If present, there will be a section in the Case Narrative to discuss the meaning of any data qualifiers used in the report.
Quality Control Summary (Qc)	This section of the report includes the results of the laboratory quality control analyses required by procedure or analytical methods to assist in evaluating the validity of the results reported for your samples. These analyses are not being performed on your samples typically, but on laboratory generated material.
Sample Chain of Custody (Sc)	This is the document created in the field when your samples were initially collected. This is used to verify the time and date of collection, the person collecting the samples, and the analyses that the laboratory is requested to perform. This chain of custody also documents all persons (excluding commercial shippers) that have had control or possession of the samples from the time of collection until delivery to the laboratory for analysis.
Sample Results (Sr)	This section of your report will provide the results of all testing performed on your samples. These results are provided by sample ID and are separated by the analyses performed on each sample. The header line of each analysis section for each sample will provide the name and method number for the analysis reported.
Sample Summary (Ss)	This section of the Analytical Report defines the specific analyses performed for each sample ID, including the dates and times of preparation and/or analysis.

Qualifier	Description
C3	The reported concentration is an estimate. The continuing calibration standard associated with this data responded low. Method sensitivity check is acceptable.
E	The analyte concentration exceeds the upper limit of the calibration range of the instrument established by the initial calibration (ICAL).
J	The identification of the analyte is acceptable; the reported value is an estimate.
J1	Surrogate recovery limits have been exceeded; values are outside upper control limits.
J3	The associated batch QC was outside the established quality control range for precision.
J4	The associated batch QC was outside the established quality control range for accuracy.
J6	The sample matrix interfered with the ability to make any accurate determination; spike value is low.
T8	Sample(s) received past/too close to holding time expiration.
V	The sample concentration is too high to evaluate accurate spike recoveries.



ACCREDITATIONS & LOCATIONS

Pace Analytical National 12065 Lebanon Rd Mount Juliet, TN 37122

Alabama	40660	Nebraska	NE-OS-15-05
Alaska	17-026	Nevada	TN000032021-1
Arizona	AZ0612	New Hampshire	2975
Arkansas	88-0469	New Jersey–NELAP	TN002
California	2932	New Mexico ¹	TN00003
Colorado	TN00003	New York	11742
Connecticut	PH-0197	North Carolina	Env375
Florida	E87487	North Carolina ¹	DW21704
Georgia	NELAP	North Carolina ³	41
Georgia ¹	923	North Dakota	R-140
Idaho	TN00003	Ohio–VAP	CL0069
Illinois	200008	Oklahoma	9915
Indiana	C-TN-01	Oregon	TN200002
Iowa	364	Pennsylvania	68-02979
Kansas	E-10277	Rhode Island	LA000356
Kentucky ^{1,6}	KY90010	South Carolina	84004002
Kentucky ²	16	South Dakota	n/a
Louisiana	AI30792	Tennessee ^{1,4}	2006
Louisiana	LA018	Texas	T104704245-20-18
Maine	TN00003	Texas ⁵	LAB0152
Maryland	324	Utah	TN000032021-11
Massachusetts	M-TN003	Vermont	VT2006
Michigan	9958	Virginia	110033
Minnesota	047-999-395	Washington	C847
Mississippi	TN00003	West Virginia	233
Missouri	340	Wisconsin	998093910
Montana	CERT0086	Wyoming	A2LA
A2LA – ISO 17025	1461.01	AIHA-LAP,LLC EMLAP	100789
A2LA – ISO 17025 ⁵	1461.02	DOD	1461.01
Canada	1461.01	USDA	P330-15-00234
EPA–Crypto	TN00003		

¹ Drinking Water ² Underground Storage Tanks ³ Aquatic Toxicity ⁴ Chemical/Microbiological ⁵ Mold ⁶ Wastewater n/a Accreditation not applicable

* Not all certifications held by the laboratory are applicable to the results reported in the attached report.

* Accreditation is only applicable to the test methods specified on each scope of accreditation held by Pace Analytical.

¹ Cp

² Tc

³ Ss

⁴ Cn

⁵ Sr

⁶ Qc

⁷ Gl

⁸ Al


⁹ Sc

Company Name/Address:
Chevron - CO
 2115 117th Ave
 Greeley, CO 80631

Billing Information:
Dan Peterson
 2115 117th Avenue
 Greeley, CO 80631

Pres Chk	Analysis / Container / Preservative							
	None	None	None	None	HCl	HCl	NH4 SO4 NH4Cl	H2SO4

Chain of Custody Page 1 of 1



PEOPLE ADVANCING SCIENCE

12065 Lebanon Rd Mount Juliet, TN 37122
 Phone: 615-758-5858 Alt: 800-767-5859

Submitting a sample via this chain of custody constitutes acknowledgment and acceptance of the Pace Terms and Conditions found at: <https://info.pacelabs.com/hubs/pas-standard-terms.pdf>

Report to:
Maxwell Moran 970-304-5000

Email To:
chris.ward@pacelabs.com

Project Description:

City/State Collected:
Galetaon, CO

Please Circle:
 PT MT CT ET

Phone:

Client Project #
BCW R4J62X

Lab Project #

Collected by (print):
David Vargas

Site/Facility ID #
DP133

P.O. #

Collected by (signature):


Rush? (Lab MUST Be Notified)
 Same Day Five Day
 Next Day 5 Day (Rad Only)
 Two Day 10 Day (Rad Only)
 Three Day

Quote #

Immediately Packed on Ice N Y

Date Results Needed

No. of Cntrs

Sample ID	Comp/Grab	Matrix*	Depth	Date	Time	No. of Cntrs
Groundwater 1-w-20250509	G	GW	—	5/9/25	1445	21
Trip blank - 20250509	G	W	—	5/9/25	—	1

TDS	TSS	PH	PH	SPCON	8270, ALK, ALKBI, ALKCA	Br, Cl, F, SO4, Diss Metals + Cr3	MBAS	TOC, GRO, DRONMLVI	8260	CR6ICFFP	NH3, NO2, NO3, PT, TKN
X	X	X	X	X	X	X	X	X	X	X	X

SDG # **L1857493**

Tal **G158**

Acctnum:

Template:

Prelogin:

PM:

PB:

Shipped Via:

* Matrix:
 SS - Soil AIR - Air F - Filter
 GW - Groundwater B - Bioassay
 WW - Waste Water
 DW - Drinking Water
 OT - Other _____

Remarks:
Metals - Ag, Al, As, Cd, Cu, Mn, Ni, Pb, Se, U, Zn


Samples returned via:
 UPS FedEx Courier _____

Tracking #

pH _____ Temp _____
 Flow _____ Other _____


Sample Receipt Checklist

COC Seal Present/Intact:	NP	Y	N
COC Signed/Accurate:		Y	N
Bottles arrive intact:		Y	N
Correct bottles used:		Y	N
Sufficient volume sent:		Y	N
If Applicable			
VOA Zero HeadSpace:		Y	N
Preservation Correct/Checked:		Y	N
RAD Screen <0.5 mR/hr:		Y	N


Relinquished by: (Signature)


Date:
6/5/25

Time:
16:55

Received by: (Signature)


Trip Blank Received: Yes/No
 Yes No
 HCl / MeOH
 TBR


Relinquished by: (Signature)


Date:
5/19/25

Time:
16:00


Received by: (Signature)
SWA

Temp: _____ °C
15.5
 Bottles Received: **21**

Relinquished by: (Signature)


Date:
5/10/25

Time:
11:45

Received by: (Signature)


Date:
5/10/25

Hold:

Condition:
 NCF / OK

PH - 10BDH2631
 TRC - 4072A72