

Chevron - CO

Sample Delivery Group: L1851281
Samples Received: 04/24/2025
Project Number: 30279746
Description: Bishop Loc
Site: BISHOP LOC
Report To: Maxwell Moran
2115 117th Avenue
Greeley, CO 80631

Entire Report Reviewed By:



Chris Ward
Project Manager

Results relate only to the items tested or calibrated and are reported as rounded values. This test report shall not be reproduced, except in full, without written approval of the laboratory. Where applicable, sampling conducted by Pace Analytical National is performed per guidance provided in laboratory standard operating procedures ENV-SOP-MTJL-0067 and ENV-SOP-MTJL-0068. Where sampling conducted by the customer, results relate to the accuracy of the information provided, and as the samples are received.

Pace Analytical National

12065 Lebanon Rd Mount Juliet, TN 37122 615-758-5858 800-767-5859 mydata.pacelabs.com

TABLE OF CONTENTS

Cp: Cover Page	1
Tc: Table of Contents	2
Ss: Sample Summary	3
Cn: Case Narrative	4
Sr: Sample Results	5
MW-N14-S-2'-3'-20250423 L1851281-01	5
Qc: Quality Control Summary	7
Wet Chemistry by Method 7199	7
Wet Chemistry by Method 9045D	8
Wet Chemistry by Method 9050AMod	9
Metals (ICP) by Method 6010B-NE493 Ch 2	10
Metals (ICPMS) by Method 6020	11
Volatile Organic Compounds (GC) by Method 8015D/GRO	12
Volatile Organic Compounds (GC/MS) by Method 8260B	13
Semi-Volatile Organic Compounds (GC) by Method 8015M	14
Semi Volatile Organic Compounds (GC/MS) by Method 8270E-SIM	15
Gl: Glossary of Terms	17
Al: Accreditations & Locations	18
Sc: Sample Chain of Custody	19

¹ Cp

² Tc

³ Ss

⁴ Cn

⁵ Sr

⁶ Qc

⁷ Gl

⁸ Al

⁹ Sc

SAMPLE SUMMARY

MW-N14-S-2'-3'-20250423 L1851281-01 Solid

Collected by: Chris P.
 Collected date/time: 04/23/25 13:20
 Received date/time: 04/24/25 12:30

Method	Batch	Dilution	Preparation date/time	Analysis date/time	Analyst	Location
Calculated Results	WG2499588	1	04/26/25 02:16	04/26/25 02:16	BAG	Mt. Juliet, TN
Wet Chemistry by Method 7199	WG2496165	1	04/24/25 23:33	04/25/25 17:12	EKB	Mt. Juliet, TN
Wet Chemistry by Method 9045D	WG2500491	1	04/26/25 08:00	04/26/25 10:27	RJP	Mt. Juliet, TN
Wet Chemistry by Method 9050AMod	WG2500500	1	04/26/25 09:39	04/26/25 15:00	RJP	Mt. Juliet, TN
Metals (ICP) by Method 6010B-NE493 Ch 2	WG2499591	1	04/25/25 10:10	04/25/25 11:30	RLS	Mt. Juliet, TN
Metals (ICPMS) by Method 6020	WG2499152	5	04/24/25 14:56	04/24/25 21:30	UNP	Mt. Juliet, TN
Volatile Organic Compounds (GC) by Method 8015D/GRO	WG2499296	1	04/24/25 15:08	04/24/25 17:52	DWR	Mt. Juliet, TN
Volatile Organic Compounds (GC/MS) by Method 8260B	WG2499344	1	04/24/25 15:08	04/25/25 02:13	DWR	Mt. Juliet, TN
Semi-Volatile Organic Compounds (GC) by Method 8015M	WG2499154	1	04/24/25 15:00	04/24/25 19:13	KDB	Mt. Juliet, TN
Semi Volatile Organic Compounds (GC/MS) by Method 8270E-SIM	WG2499145	1	04/24/25 14:59	04/24/25 18:09	CMF	Mt. Juliet, TN

1 Cp

2 Tc

3 Ss

4 Cn

5 Sr

6 Qc

7 Gl

8 Al

9 Sc

CASE NARRATIVE

All sample aliquots were received at the correct temperature, in the proper containers, with the appropriate preservatives, and within method specified holding times, unless qualified or notated within the report. Where applicable, all MDL (LOD) and RDL (LOQ) values reported for environmental samples have been corrected for the dilution factor used in the analysis. All Method and Batch Quality Control are within established criteria except where addressed in this case narrative, a non-conformance form or properly qualified within the sample results. By my digital signature below, I affirm to the best of my knowledge, all problems/anomalies observed by the laboratory as having the potential to affect the quality of the data have been identified by the laboratory, and no information or data have been knowingly withheld that would affect the quality of the data.



Chris Ward
Project Manager

¹ Cp

² Tc

³ Ss

⁴ Cn

⁵ Sr

⁶ Qc

⁷ Gl

⁸ Al

⁹ Sc

Calculated Results

Analyte	Result	Qualifier	Dilution	Analysis date / time	Batch
Sodium Adsorption Ratio	2.18		1	04/26/2025 02:16	WG2499588

Wet Chemistry by Method 7199

Analyte	Result mg/kg	Qualifier	MDL mg/kg	RDL mg/kg	Dilution	Analysis date / time	Batch
Hexavalent Chromium	U		0.379	1.00	1	04/25/2025 17:12	WG2496165

Wet Chemistry by Method 9045D

Analyte	Result su	Qualifier	Dilution	Analysis date / time	Batch
pH	8.14	<u>T8</u>	1	04/26/2025 10:27	WG2500491

Sample Narrative:

L1851281-01 WG2500491: 8.14 at 19.8C

Wet Chemistry by Method 9050AMod

Analyte	Result	Units	Qualifier	RDL	Dilution	Analysis date / time	Batch
Specific Conductance	954	umhos/cm		10.0	1	04/26/2025 15:00	WG2500500

Sample Narrative:

L1851281-01 WG2500500: at 25C

Metals (ICP) by Method 6010B-NE493 Ch 2

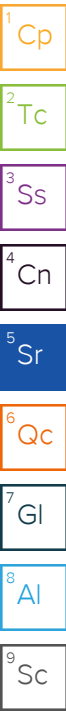
Analyte	Result mg/l	Qualifier	MDL mg/l	RDL mg/l	Dilution	Analysis date / time	Batch
Hot Water Sol. Boron	0.607		0.0167	0.200	1	04/25/2025 11:30	WG2499591

Metals (ICPMS) by Method 6020

Analyte	Result mg/kg	Qualifier	MDL mg/kg	RDL mg/kg	Dilution	Analysis date / time	Batch
Arsenic	1.70	<u>O1</u>	0.100	1.00	5	04/24/2025 21:30	WG2499152
Barium	27.0		0.152	2.50	5	04/24/2025 21:30	WG2499152
Cadmium	U		0.0855	1.00	5	04/24/2025 21:30	WG2499152
Copper	2.62	<u>J</u>	0.132	5.00	5	04/24/2025 21:30	WG2499152
Lead	2.80		0.0990	2.00	5	04/24/2025 21:30	WG2499152
Nickel	2.39	<u>J</u>	0.197	2.50	5	04/24/2025 21:30	WG2499152
Selenium	0.297	<u>J</u>	0.180	2.50	5	04/24/2025 21:30	WG2499152
Silver	U	<u>O1</u>	0.0865	0.500	5	04/24/2025 21:30	WG2499152
Zinc	9.72	<u>J O1</u>	0.740	25.0	5	04/24/2025 21:30	WG2499152

Volatile Organic Compounds (GC) by Method 8015D/GRO

Analyte	Result mg/kg	Qualifier	MDL mg/kg	RDL mg/kg	Dilution	Analysis date / time	Batch
TPH (GC/FID) Low Fraction	0.452		0.0217	0.100	1	04/24/2025 17:52	WG2499296
(S) a,a,a-Trifluorotoluene(FID)	96.1			77.0-120		04/24/2025 17:52	WG2499296



Volatile Organic Compounds (GC/MS) by Method 8260B

Analyte	Result mg/kg	Qualifier	MDL mg/kg	RDL mg/kg	Dilution	Analysis date / time	Batch
Benzene	U		0.000467	0.00100	1	04/25/2025 02:13	WG2499344
Toluene	U		0.00130	0.00500	1	04/25/2025 02:13	WG2499344
Ethylbenzene	U		0.000737	0.00250	1	04/25/2025 02:13	WG2499344
Xylenes, Total	U		0.000880	0.00650	1	04/25/2025 02:13	WG2499344
1,2,4-Trimethylbenzene	U		0.00158	0.00500	1	04/25/2025 02:13	WG2499344
1,3,5-Trimethylbenzene	U		0.00200	0.00500	1	04/25/2025 02:13	WG2499344
(S) Toluene-d8	107			75.0-131		04/25/2025 02:13	WG2499344
(S) 4-Bromofluorobenzene	84.4			67.0-138		04/25/2025 02:13	WG2499344
(S) 1,2-Dichloroethane-d4	93.3			70.0-130		04/25/2025 02:13	WG2499344

Semi-Volatile Organic Compounds (GC) by Method 8015M

Analyte	Result mg/kg	Qualifier	MDL mg/kg	RDL mg/kg	Dilution	Analysis date / time	Batch
C10-C28 Diesel Range	61.4		1.61	4.00	1	04/24/2025 19:13	WG2499154
C28-C36 Motor Oil Range	34.1		0.274	4.00	1	04/24/2025 19:13	WG2499154
(S) o-Terphenyl	63.6			18.0-148		04/24/2025 19:13	WG2499154

Semi Volatile Organic Compounds (GC/MS) by Method 8270E-SIM

Analyte	Result mg/kg	Qualifier	MDL mg/kg	RDL mg/kg	Dilution	Analysis date / time	Batch
Acenaphthene	0.00496	U	0.00162	0.00600	1	04/24/2025 18:09	WG2499145
Anthracene	U		0.00163	0.00600	1	04/24/2025 18:09	WG2499145
Benzo(a)anthracene	U		0.00200	0.00600	1	04/24/2025 18:09	WG2499145
Benzo(b)fluoranthene	U		0.00275	0.00600	1	04/24/2025 18:09	WG2499145
Benzo(k)fluoranthene	U		0.00213	0.00600	1	04/24/2025 18:09	WG2499145
Benzo(a)pyrene	U		0.00163	0.00600	1	04/24/2025 18:09	WG2499145
Chrysene	U		0.00206	0.00600	1	04/24/2025 18:09	WG2499145
Dibenz(a,h)anthracene	U		0.00201	0.00600	1	04/24/2025 18:09	WG2499145
Fluoranthene	0.00260	U	0.00239	0.00600	1	04/24/2025 18:09	WG2499145
Fluorene	0.0195		0.00180	0.00600	1	04/24/2025 18:09	WG2499145
Indeno(1,2,3-cd)pyrene	U		0.00234	0.00600	1	04/24/2025 18:09	WG2499145
1-Methylnaphthalene	0.0332		0.00219	0.0200	1	04/24/2025 18:09	WG2499145
2-Methylnaphthalene	0.0410		0.00571	0.0200	1	04/24/2025 18:09	WG2499145
Naphthalene	U		0.00579	0.0200	1	04/24/2025 18:09	WG2499145
Pyrene	U		0.00205	0.00600	1	04/24/2025 18:09	WG2499145
(S) p-Terphenyl-d14	95.1			23.0-120		04/24/2025 18:09	WG2499145
(S) Nitrobenzene-d5	94.9			14.0-149		04/24/2025 18:09	WG2499145
(S) 2-Fluorobiphenyl	90.9			34.0-125		04/24/2025 18:09	WG2499145

1 Cp

2 Tc

3 Ss

4 Cn

5 Sr

6 Qc

7 Gl

8 Al

9 Sc

Method Blank (MB)

(MB) R4205326-1 04/25/25 12:33

Analyte	MB Result	MB Qualifier	MB MDL	MB RDL
Hexavalent Chromium	U		0.379	1.00

¹Cp

²Tc

³Ss

⁴Cn

⁵Sr

⁶Qc

⁷Gl

⁸Al

⁹Sc

L1849033-02 Original Sample (OS) • Duplicate (DUP)

(OS) L1849033-02 04/25/25 13:00 • (DUP) R4205326-3 04/25/25 13:09

Analyte	Original Result	DUP Result	Dilution	DUP RPD	DUP Qualifier	DUP RPD Limits
Hexavalent Chromium	U	U	1	0.000		20

L1849033-03 Original Sample (OS) • Duplicate (DUP)

(OS) L1849033-03 04/25/25 13:18 • (DUP) R4205326-4 04/25/25 13:27

Analyte	Original Result	DUP Result	Dilution	DUP RPD	DUP Qualifier	DUP RPD Limits
Hexavalent Chromium	U	U	1	0.000		20

Laboratory Control Sample (LCS)

(LCS) R4205326-2 04/25/25 12:42

Analyte	Spike Amount	LCS Result	LCS Rec.	Rec. Limits	LCS Qualifier
Hexavalent Chromium	10.0	8.54	85.4	80.0-120	

L1849038-02 Original Sample (OS) • Matrix Spike (MS) • Matrix Spike Duplicate (MSD)

(OS) L1849038-02 04/25/25 14:21 • (MS) R4205326-5 04/25/25 14:30 • (MSD) R4205326-6 04/25/25 14:39

Analyte	Spike Amount	Original Result	MS Result	MSD Result	MS Rec.	MSD Rec.	Dilution	Rec. Limits	MS Qualifier	MSD Qualifier	RPD	RPD Limits
Hexavalent Chromium	20.0	U	15.1	17.2	75.4	85.9	1	75.0-125			13.0	20

L1849038-02 Original Sample (OS) • Matrix Spike (MS)

(OS) L1849038-02 04/25/25 14:21 • (MS) R4205326-9 04/25/25 14:48

Analyte	Spike Amount	Original Result	MS Result	MS Rec.	Dilution	Rec. Limits	MS Qualifier
Hexavalent Chromium	633	U	443	70.0	50	75.0-125	<u>J6</u>

L1849610-02 Original Sample (OS) • Duplicate (DUP)

(OS) L1849610-02 04/26/25 10:27 • (DUP) R4205543-2 04/26/25 10:27

Analyte	Original Result	DUP Result	Dilution	DUP RPD	DUP Qualifier	DUP RPD Limits
	su	su		%		%
pH	8.17	8.15	1	0.245		1

Sample Narrative:

OS: 8.17 at 20.7C
DUP: 8.15 at 20.8C

L1851595-03 Original Sample (OS) • Duplicate (DUP)

(OS) L1851595-03 04/26/25 10:27 • (DUP) R4205543-3 04/26/25 10:27

Analyte	Original Result	DUP Result	Dilution	DUP RPD	DUP Qualifier	DUP RPD Limits
	su	su		%		%
pH	8.00	8.05	1	0.623		1

Sample Narrative:

OS: 8 at 21.1C
DUP: 8.05 at 20.1C

Laboratory Control Sample (LCS)

(LCS) R4205543-1 04/26/25 10:27

Analyte	Spike Amount	LCS Result	LCS Rec.	Rec. Limits	LCS Qualifier
	su	su	%	%	
pH	10.0	9.98	99.8	99.0-101	

Sample Narrative:

LCS: 9.98 at 19.9C



Method Blank (MB)

(MB) R4205616-1 04/26/25 15:00

Analyte	MB Result	MB Qualifier	MB MDL	MB RDL
Specific Conductance	U		10.0	10.0

Sample Narrative:

BLANK: at 25C

L1849610-04 Original Sample (OS) • Duplicate (DUP)

(OS) L1849610-04 04/26/25 15:00 • (DUP) R4205616-3 04/26/25 15:00

Analyte	Original Result	DUP Result	Dilution	DUP RPD	DUP Qualifier	DUP RPD Limits
Specific Conductance	108	106	1	1.50		20

Sample Narrative:

OS: at 25C

DUP: at 25C

L1851595-02 Original Sample (OS) • Duplicate (DUP)

(OS) L1851595-02 04/26/25 15:00 • (DUP) R4205616-4 04/26/25 15:00

Analyte	Original Result	DUP Result	Dilution	DUP RPD	DUP Qualifier	DUP RPD Limits
Specific Conductance	671	672	1	0.149		20

Sample Narrative:

OS: at 25C

DUP: at 25C

Laboratory Control Sample (LCS)

(LCS) R4205616-2 04/26/25 15:00

Analyte	Spike Amount	LCS Result	LCS Rec.	Rec. Limits	LCS Qualifier
Specific Conductance	1130	1080	95.9	85.0-115	

Sample Narrative:

LCS: at 25C

1 Cp

2 Tc

3 Ss

4 Cn

5 Sr

6 Qc

7 Gl

8 Al

9 Sc

Method Blank (MB)

(MB) R4205237-1 04/25/25 11:25

Analyte	MB Result mg/l	<u>MB Qualifier</u>	MB MDL mg/l	MB RDL mg/l
Hot Water Sol. Boron	U		0.0167	0.200

Laboratory Control Sample (LCS) • Laboratory Control Sample Duplicate (LCSD)

(LCS) R4205237-2 04/25/25 11:26 • (LCSD) R4205237-3 04/25/25 11:28

Analyte	Spike Amount mg/l	LCS Result mg/l	LCSD Result mg/l	LCS Rec. %	LCSD Rec. %	Rec. Limits %	<u>LCS Qualifier</u>	<u>LCSD Qualifier</u>	RPD %	RPD Limits %
Hot Water Sol. Boron	1.00	1.04	1.05	104	105	80.0-120			1.26	20

- 1 Cp
- 2 Tc
- 3 Ss
- 4 Cn
- 5 Sr
- 6 Qc
- 7 Gl
- 8 Al
- 9 Sc

Method Blank (MB)

(MB) R4204783-1 04/24/25 21:24

Analyte	MB Result mg/kg	MB Qualifier	MB MDL mg/kg	MB RDL mg/kg
Arsenic	U		0.100	1.00
Barium	0.905	U	0.152	2.50
Cadmium	U		0.0855	1.00
Copper	0.182	U	0.133	5.00
Lead	U		0.0990	2.00
Nickel	0.214	U	0.197	2.50
Selenium	U		0.180	2.50
Silver	U		0.0865	0.500
Zinc	U		0.740	25.0

¹Cp

²Tc

³Ss

⁴Cn

⁵Sr

⁶Qc

Laboratory Control Sample (LCS)

(LCS) R4204783-2 04/24/25 21:27

Analyte	Spike Amount mg/kg	LCS Result mg/kg	LCS Rec. %	Rec. Limits %	LCS Qualifier
Arsenic	100	88.5	88.5	80.0-120	
Barium	100	85.0	85.0	80.0-120	
Cadmium	100	90.4	90.4	80.0-120	
Copper	100	87.3	87.3	80.0-120	
Lead	100	86.2	86.2	80.0-120	
Nickel	100	91.0	91.0	80.0-120	
Selenium	100	91.0	91.0	80.0-120	
Silver	20.0	17.8	89.2	80.0-120	
Zinc	100	88.5	88.5	80.0-120	

⁷Gl

⁸Al

⁹Sc

L1851281-01 Original Sample (OS) • Matrix Spike (MS) • Matrix Spike Duplicate (MSD)

(OS) L1851281-01 04/24/25 21:30 • (MS) R4204783-5 04/24/25 21:41 • (MSD) R4204783-6 04/24/25 21:44

Analyte	Spike Amount mg/kg	Original Result mg/kg	MS Result mg/kg	MSD Result mg/kg	MS Rec. %	MSD Rec. %	Dilution	Rec. Limits %	MS Qualifier	MSD Qualifier	RPD %	RPD Limits %
Arsenic	100	1.70	91.8	91.2	90.1	89.5	5	75.0-125			0.665	20
Barium	100	27.0	115	116	87.7	89.0	5	75.0-125			1.11	20
Cadmium	100	U	92.4	92.6	92.4	92.6	5	75.0-125			0.151	20
Copper	100	2.62	93.5	93.6	90.9	91.0	5	75.0-125			0.0999	20
Lead	100	2.80	92.5	91.9	89.7	89.1	5	75.0-125			0.610	20
Nickel	100	2.39	93.8	92.1	91.5	89.8	5	75.0-125			1.83	20
Selenium	100	0.297	89.6	88.3	89.3	88.0	5	75.0-125			1.48	20
Silver	20.0	U	18.1	17.8	90.6	88.9	5	75.0-125			1.85	20
Zinc	100	9.72	99.2	96.1	89.4	86.4	5	75.0-125			3.16	20

Method Blank (MB)

(MB) R4204861-2 04/24/25 14:20

Analyte	MB Result mg/kg	MB Qualifier	MB MDL mg/kg	MB RDL mg/kg
TPH (GC/FID) Low Fraction	0.0353	↓	0.0217	0.100
(S) a,a,a-Trifluorotoluene(FID)	101			77.0-120

Laboratory Control Sample (LCS)

(LCS) R4204861-1 04/24/25 13:33

Analyte	Spike Amount mg/kg	LCS Result mg/kg	LCS Rec. %	Rec. Limits %	LCS Qualifier
TPH (GC/FID) Low Fraction	5.00	5.43	109	72.0-127	
(S) a,a,a-Trifluorotoluene(FID)			110	77.0-120	

- 1 Cp
- 2 Tc
- 3 Ss
- 4 Cn
- 5 Sr
- 6 Qc
- 7 Gl
- 8 Al
- 9 Sc

Method Blank (MB)

(MB) R4204902-3 04/25/25 00:36

Analyte	MB Result	MB Qualifier	MB MDL	MB RDL
	mg/kg		mg/kg	mg/kg
Benzene	U		0.000467	0.00100
Toluene	U		0.00130	0.00500
Ethylbenzene	U		0.000737	0.00250
Xylenes, Total	U		0.000880	0.00650
1,2,4-Trimethylbenzene	U		0.00158	0.00500
1,3,5-Trimethylbenzene	U		0.00200	0.00500
(S) Toluene-d8	106			75.0-131
(S) 4-Bromofluorobenzene	96.8			67.0-138
(S) 1,2-Dichloroethane-d4	98.8			70.0-130

Laboratory Control Sample (LCS) • Laboratory Control Sample Duplicate (LCSD)

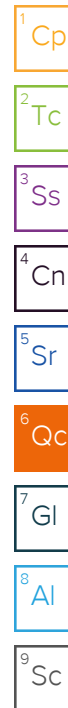
(LCS) R4204902-1 04/24/25 22:50 • (LCSD) R4204902-2 04/24/25 23:09

Analyte	Spike Amount	LCS Result	LCSD Result	LCS Rec.	LCSD Rec.	Rec. Limits	LCS Qualifier	LCSD Qualifier	RPD	RPD Limits
	mg/kg	mg/kg	mg/kg	%	%	%			%	%
Benzene	0.125	0.115	0.104	92.0	83.2	70.0-123			10.0	20
Toluene	0.125	0.124	0.115	99.2	92.0	75.0-121			7.53	20
Ethylbenzene	0.125	0.139	0.130	111	104	74.0-126			6.69	20
Xylenes, Total	0.375	0.421	0.403	112	107	72.0-127			4.37	20
1,2,4-Trimethylbenzene	0.125	0.121	0.122	96.8	97.6	70.0-126			0.823	20
1,3,5-Trimethylbenzene	0.125	0.120	0.117	96.0	93.6	73.0-127			2.53	20
(S) Toluene-d8				98.4	100	75.0-131				
(S) 4-Bromofluorobenzene				100	102	67.0-138				
(S) 1,2-Dichloroethane-d4				106	106	70.0-130				

L1851304-10 Original Sample (OS) • Matrix Spike (MS) • Matrix Spike Duplicate (MSD)

(OS) L1851304-10 04/25/25 07:01 • (MS) R4204902-4 04/25/25 07:39 • (MSD) R4204902-5 04/25/25 07:58

Analyte	Spike Amount	Original Result	MS Result	MSD Result	MS Rec.	MSD Rec.	Dilution	Rec. Limits	MS Qualifier	MSD Qualifier	RPD	RPD Limits
	mg/kg	mg/kg	mg/kg	mg/kg	%	%		%			%	%
Benzene	0.144	U	0.120	0.131	96.0	105	1	10.0-149			8.76	37
Toluene	0.144	U	0.146	0.131	117	105	1	10.0-156			10.8	38
Ethylbenzene	0.144	U	0.150	0.159	120	127	1	10.0-160			5.83	38
Xylenes, Total	0.434	U	0.465	0.472	124	126	1	10.0-160			1.49	38
1,2,4-Trimethylbenzene	0.144	U	0.142	0.167	114	134	1	10.0-160			16.2	36
1,3,5-Trimethylbenzene	0.144	U	0.140	0.161	112	129	1	10.0-160			14.0	38
(S) Toluene-d8					107	91.2		75.0-131				
(S) 4-Bromofluorobenzene					111	96.1		67.0-138				
(S) 1,2-Dichloroethane-d4					91.0	101		70.0-130				



Method Blank (MB)

(MB) R4204763-1 04/24/25 18:47

Analyte	MB Result mg/kg	MB Qualifier	MB MDL mg/kg	MB RDL mg/kg
C10-C28 Diesel Range	U		1.61	4.00
C28-C36 Motor Oil Range	U		0.274	4.00
<i>(S) o-Terphenyl</i>	78.1			18.0-148

Laboratory Control Sample (LCS)

(LCS) R4204763-2 04/24/25 19:00

Analyte	Spike Amount mg/kg	LCS Result mg/kg	LCS Rec. %	Rec. Limits %	LCS Qualifier
C10-C28 Diesel Range	50.0	35.8	71.6	50.0-150	
<i>(S) o-Terphenyl</i>			81.7	18.0-148	

L1851281-01 Original Sample (OS) • Matrix Spike (MS) • Matrix Spike Duplicate (MSD)

(OS) L1851281-01 04/24/25 19:13 • (MS) R4204763-3 04/24/25 19:26 • (MSD) R4204763-4 04/24/25 19:39

Analyte	Spike Amount mg/kg	Original Result mg/kg	MS Result mg/kg	MSD Result mg/kg	MS Rec. %	MSD Rec. %	Dilution	Rec. Limits %	MS Qualifier	MSD Qualifier	RPD %	RPD Limits %
C10-C28 Diesel Range	48.0	61.4	110	116	101	115	1	50.0-150			5.31	20
<i>(S) o-Terphenyl</i>					67.5	68.3		18.0-148				

1 Cp

2 Tc

3 Ss

4 Cn

5 Sr

6 Qc

7 Gl

8 Al

9 Sc

Method Blank (MB)

(MB) R4204743-2 04/24/25 17:51

Analyte	MB Result mg/kg	MB Qualifier	MB MDL mg/kg	MB RDL mg/kg
Acenaphthene	U		0.00162	0.00600
Anthracene	U		0.00163	0.00600
Benzo(a)anthracene	U		0.00200	0.00600
Benzo(b)fluoranthene	U		0.00275	0.00600
Benzo(k)fluoranthene	U		0.00213	0.00600
Benzo(a)pyrene	U		0.00163	0.00600
Chrysene	U		0.00206	0.00600
Dibenz(a,h)anthracene	U		0.00201	0.00600
Fluoranthene	U		0.00239	0.00600
Fluorene	U		0.00180	0.00600
Indeno(1,2,3-cd)pyrene	U		0.00234	0.00600
1-Methylnaphthalene	U		0.00219	0.0200
2-Methylnaphthalene	U		0.00571	0.0200
Naphthalene	U		0.00579	0.0200
Pyrene	U		0.00205	0.00600
(S) p-Terphenyl-d14	120			23.0-120
(S) Nitrobenzene-d5	107			14.0-149
(S) 2-Fluorobiphenyl	121			34.0-125

¹Cp

²Tc

³Ss

⁴Cn

⁵Sr

⁶Qc

⁷Gl

⁸Al

⁹Sc

Laboratory Control Sample (LCS)

(LCS) R4204743-1 04/24/25 17:33

Analyte	Spike Amount mg/kg	LCS Result mg/kg	LCS Rec. %	Rec. Limits %	LCS Qualifier
Acenaphthene	0.0800	0.0824	103	50.0-120	
Anthracene	0.0800	0.0879	110	50.0-126	
Benzo(a)anthracene	0.0800	0.0872	109	45.0-120	
Benzo(b)fluoranthene	0.0800	0.0778	97.3	42.0-121	
Benzo(k)fluoranthene	0.0800	0.0751	93.9	49.0-125	
Benzo(a)pyrene	0.0800	0.0652	81.5	42.0-120	
Chrysene	0.0800	0.0864	108	49.0-122	
Dibenz(a,h)anthracene	0.0800	0.0858	107	47.0-125	
Fluoranthene	0.0800	0.0860	108	49.0-129	
Fluorene	0.0800	0.0843	105	49.0-120	
Indeno(1,2,3-cd)pyrene	0.0800	0.0855	107	46.0-125	
1-Methylnaphthalene	0.0800	0.0865	108	51.0-121	
2-Methylnaphthalene	0.0800	0.0824	103	50.0-120	
Naphthalene	0.0800	0.0831	104	50.0-120	
Pyrene	0.0800	0.0927	116	43.0-123	

Laboratory Control Sample (LCS)

(LCS) R4204743-1 04/24/25 17:33

Analyte	Spike Amount mg/kg	LCS Result mg/kg	LCS Rec. %	Rec. Limits %	LCS Qualifier
(S) p-Terphenyl-d14			129	23.0-120	J1
(S) Nitrobenzene-d5			117	14.0-149	
(S) 2-Fluorobiphenyl			131	34.0-125	J1

L1851281-01 Original Sample (OS) • Matrix Spike (MS) • Matrix Spike Duplicate (MSD)

(OS) L1851281-01 04/24/25 18:09 • (MS) R4204743-3 04/24/25 18:27 • (MSD) R4204743-4 04/24/25 18:45

Analyte	Spike Amount mg/kg	Original Result mg/kg	MS Result mg/kg	MSD Result mg/kg	MS Rec. %	MSD Rec. %	Dilution	Rec. Limits %	MS Qualifier	MSD Qualifier	RPD %	RPD Limits %
Acenaphthene	0.0784	0.00496	0.0589	0.0650	68.8	77.4	1	14.0-127			9.85	27
Anthracene	0.0784	U	0.0573	0.0650	73.1	83.8	1	10.0-145			12.6	30
Benzo(a)anthracene	0.0784	U	0.0593	0.0675	75.6	87.0	1	10.0-139			12.9	30
Benzo(b)fluoranthene	0.0784	U	0.0472	0.0532	60.2	68.6	1	10.0-140			12.0	36
Benzo(k)fluoranthene	0.0784	U	0.0465	0.0525	59.3	67.7	1	10.0-137			12.1	31
Benzo(a)pyrene	0.0784	U	0.0507	0.0575	64.7	74.1	1	10.0-141			12.6	31
Chrysene	0.0784	U	0.0561	0.0628	71.6	80.9	1	10.0-145			11.3	30
Dibenz(a,h)anthracene	0.0784	U	0.0475	0.0544	60.6	70.1	1	10.0-132			13.5	31
Fluoranthene	0.0784	0.00260	0.0566	0.0630	68.9	77.8	1	10.0-153			10.7	33
Fluorene	0.0784	0.0195	0.0703	0.0780	64.8	75.4	1	11.0-130			10.4	29
Indeno(1,2,3-cd)pyrene	0.0784	U	0.0506	0.0575	64.5	74.1	1	10.0-137			12.8	32
1-Methylnaphthalene	0.0784	0.0332	0.0846	0.0898	65.6	72.9	1	10.0-142			5.96	28
2-Methylnaphthalene	0.0784	0.0410	0.0882	0.0942	60.2	68.6	1	10.0-137			6.58	28
Naphthalene	0.0784	U	0.0658	0.0720	83.9	92.8	1	10.0-135			9.00	27
Pyrene	0.0784	U	0.0612	0.0683	78.1	88.0	1	10.0-148			11.0	35
(S) p-Terphenyl-d14					87.4	92.1		23.0-120				
(S) Nitrobenzene-d5					96.5	107		14.0-149				
(S) 2-Fluorobiphenyl					90.5	99.3		34.0-125				

1 Cp

2 Tc

3 Ss

4 Cn

5 Sr

6 Qc

7 Gl

8 Al

9 Sc

GLOSSARY OF TERMS

Guide to Reading and Understanding Your Laboratory Report

The information below is designed to better explain the various terms used in your report of analytical results from the Laboratory. This is not intended as a comprehensive explanation, and if you have additional questions please contact your project representative.

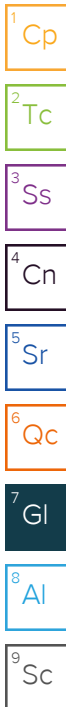
Results Disclaimer - Information that may be provided by the customer, and contained within this report, include Permit Limits, Project Name, Sample ID, Sample Matrix, Sample Preservation, Field Blanks, Field Spikes, Field Duplicates, On-Site Data, Sampling Collection Dates/Times, and Sampling Location. Results relate to the accuracy of this information provided, and as the samples are received.

Abbreviations and Definitions

MDL	Method Detection Limit.
RDL	Reported Detection Limit.
Rec.	Recovery.
RPD	Relative Percent Difference.
SDG	Sample Delivery Group.
(S)	Surrogate (Surrogate Standard) - Analytes added to every blank, sample, Laboratory Control Sample/Duplicate and Matrix Spike/Duplicate; used to evaluate analytical efficiency by measuring recovery. Surrogates are not expected to be detected in all environmental media.
U	Not detected at the Reporting Limit (or MDL where applicable).
Analyte	The name of the particular compound or analysis performed. Some Analyses and Methods will have multiple analytes reported.
Dilution	If the sample matrix contains an interfering material, the sample preparation volume or weight values differ from the standard, or if concentrations of analytes in the sample are higher than the highest limit of concentration that the laboratory can accurately report, the sample may be diluted for analysis. If a value different than 1 is used in this field, the result reported has already been corrected for this factor.
Limits	These are the target % recovery ranges or % difference value that the laboratory has historically determined as normal for the method and analyte being reported. Successful QC Sample analysis will target all analytes recovered or duplicated within these ranges.
Original Sample	The non-spiked sample in the prep batch used to determine the Relative Percent Difference (RPD) from a quality control sample. The Original Sample may not be included within the reported SDG.
Qualifier	This column provides a letter and/or number designation that corresponds to additional information concerning the result reported. If a Qualifier is present, a definition per Qualifier is provided within the Glossary and Definitions page and potentially a discussion of possible implications of the Qualifier in the Case Narrative if applicable.
Result	The actual analytical final result (corrected for any sample specific characteristics) reported for your sample. If there was no measurable result returned for a specific analyte, the result in this column may state "ND" (Not Detected) or "BDL" (Below Detectable Levels). The information in the results column should always be accompanied by either an MDL (Method Detection Limit) or RDL (Reporting Detection Limit) that defines the lowest value that the laboratory could detect or report for this analyte.
Uncertainty (Radiochemistry)	Confidence level of 2 sigma.
Case Narrative (Cn)	A brief discussion about the included sample results, including a discussion of any non-conformances to protocol observed either at sample receipt by the laboratory from the field or during the analytical process. If present, there will be a section in the Case Narrative to discuss the meaning of any data qualifiers used in the report.
Quality Control Summary (Qc)	This section of the report includes the results of the laboratory quality control analyses required by procedure or analytical methods to assist in evaluating the validity of the results reported for your samples. These analyses are not being performed on your samples typically, but on laboratory generated material.
Sample Chain of Custody (Sc)	This is the document created in the field when your samples were initially collected. This is used to verify the time and date of collection, the person collecting the samples, and the analyses that the laboratory is requested to perform. This chain of custody also documents all persons (excluding commercial shippers) that have had control or possession of the samples from the time of collection until delivery to the laboratory for analysis.
Sample Results (Sr)	This section of your report will provide the results of all testing performed on your samples. These results are provided by sample ID and are separated by the analyses performed on each sample. The header line of each analysis section for each sample will provide the name and method number for the analysis reported.
Sample Summary (Ss)	This section of the Analytical Report defines the specific analyses performed for each sample ID, including the dates and times of preparation and/or analysis.

Qualifier Description

J	The identification of the analyte is acceptable; the reported value is an estimate.
J1	Surrogate recovery limits have been exceeded; values are outside upper control limits.
J6	The sample matrix interfered with the ability to make any accurate determination; spike value is low.
O1	The analyte failed the method required serial dilution test and/or subsequent post-spike criteria. These failures indicate matrix interference.
T8	Sample(s) received past/too close to holding time expiration.



ACCREDITATIONS & LOCATIONS

Pace Analytical National 12065 Lebanon Rd Mount Juliet, TN 37122

Alabama	40660	Nebraska	NE-OS-15-05
Alaska	17-026	Nevada	TN000032021-1
Arizona	AZ0612	New Hampshire	2975
Arkansas	88-0469	New Jersey–NELAP	TN002
California	2932	New Mexico ¹	TN00003
Colorado	TN00003	New York	11742
Connecticut	PH-0197	North Carolina	Env375
Florida	E87487	North Carolina ¹	DW21704
Georgia	NELAP	North Carolina ³	41
Georgia ¹	923	North Dakota	R-140
Idaho	TN00003	Ohio–VAP	CL0069
Illinois	200008	Oklahoma	9915
Indiana	C-TN-01	Oregon	TN200002
Iowa	364	Pennsylvania	68-02979
Kansas	E-10277	Rhode Island	LA000356
Kentucky ^{1,6}	KY90010	South Carolina	84004002
Kentucky ²	16	South Dakota	n/a
Louisiana	AI30792	Tennessee ^{1,4}	2006
Louisiana	LA018	Texas	T104704245-20-18
Maine	TN00003	Texas ⁵	LAB0152
Maryland	324	Utah	TN000032021-11
Massachusetts	M-TN003	Vermont	VT2006
Michigan	9958	Virginia	110033
Minnesota	047-999-395	Washington	C847
Mississippi	TN00003	West Virginia	233
Missouri	340	Wisconsin	998093910
Montana	CERT0086	Wyoming	A2LA
A2LA – ISO 17025	1461.01	AIHA-LAP,LLC EMLAP	100789
A2LA – ISO 17025 ⁵	1461.02	DOD	1461.01
Canada	1461.01	USDA	P330-15-00234
EPA–Crypto	TN00003		

¹ Drinking Water ² Underground Storage Tanks ³ Aquatic Toxicity ⁴ Chemical/Microbiological ⁵ Mold ⁶ Wastewater n/a Accreditation not applicable

* Not all certifications held by the laboratory are applicable to the results reported in the attached report.

* Accreditation is only applicable to the test methods specified on each scope of accreditation held by Pace Analytical.

¹ Cp

² Tc

³ Ss

⁴ Cn

⁵ Sr

⁶ Qc

⁷ Gl

⁸ Al

⁹ Sc

Company Name/Address:
 Chevron - CO
 2115 117th Ave.
 Coonley, CO 80631

Billing Information:
 Dan Peterson

Analysis / Container / Preservative									

Chain of Custody Page ___ of ___



12065 Lebanon Rd Mount Juliet, TN 37122
 Phone: 615-758-5858 Alt: 800-767-5859
 Submitting a sample via this chain of custody constitutes acknowledgment and acceptance of the Pace Terms and Conditions found at: <https://info.pacelabs.com/hubfs/pas-standard-terms.pdf>

Report to:

Email To:

Project Description:
 Bishop LOC

City/State Collected: Coonley, CO

Please Circle: PT (M) CT ET

Phone:

Client Project #
 30279746

Lab Project #
 CHEGLO - Arcadis

Collected by (print):
 Chris Payton

Site/Facility ID #
 Bishop LOC

P.O. #
 30279746

Collected by (signature):
 Immediately Packed on Ice N ___ Y

Rush? (Lab MUST Be Notified)
 Same Day Five Day
 Next Day 5 Day (Rad Only)
 Two Day 10 Day (Rad Only)
 Three Day

Quote #
 Date Results Needed

Sample ID	Comp/Grab	Matrix*	Depth	Date	Time	No. of Cntrs
-----------	-----------	---------	-------	------	------	--------------

MW-1V14-S-2'-3'-20250423	G	S	2'-3'	4-23-25	1320	6

BTExCP	TPH CP	Chlorides CP	Total AlS-List						
--------	--------	--------------	----------------	--	--	--	--	--	--

SDG # L1851281
B131
 Acctnum:
 Template:
 Prelogin:
 PM:
 PB:
 Shipped Via:

* Matrix:
 SS - Soil AIR - Air F - Filter
 GW - Groundwater B - Bioassay
 WW - WasteWater
 DW - Drinking Water
 OT - Other _____

Remarks:
 Samples returned via:
 UPS FedEx Courier _____
 Tracking # _____

pH _____ Temp _____
 Flow _____ Other _____

Sample Receipt Checklist
 COC Seal Present/Intact: NP Y N
 COC Signed/Accurate: Y N
 Bottles arrive intact: Y N
 Correct bottles used: Y N
 Sufficient volume sent: Y N
 If Applicable
 VOA Zero Headspace: Y N
 Preservation Correct/Checked: Y N
 RAD Screen <0.5 mR/hr: Y N

Relinquished by: (Signature)
 Chris Payton

Date: 4-23-25 Time: 1543

Received by: (Signature)
 [Signature]

Trip Blank Received: Yes/No
 Yes No
 HCL/MeOH TBR

Relinquished by: (Signature)
 [Signature]

Date: 4/23/25 Time: 1800

Received by: (Signature)
 SWA

Temp: °C Bottles Received: 3.40.4-3.8 6

If preservation required by Login: Date/Time

Relinquished by: (Signature)

Date: Time:

Received for lab by: (Signature)
 Christopher J. Gallini

Date: 4/24/25 Time: 1230

Hold: Condition: NCF / OK