

CTEH - ER

Sample Delivery Group: L1850448
Samples Received: 04/22/2025
Project Number: PROJ-054017
Description: Bishop Loss of Containment Incident

Report To: CTEH
5120 North Shore Drive
North Little Rock, AR 72118

Entire Report Reviewed By:












Jared Starkey
Project Manager

Results relate only to the items tested or calibrated and are reported as rounded values. This test report shall not be reproduced, except in full, without written approval of the laboratory. Where applicable, sampling conducted by Pace Analytical National is performed per guidance provided in laboratory standard operating procedures ENV-SOP-MTJL-0067 and ENV-SOP-MTJL-0068. Where sampling conducted by the customer, results relate to the accuracy of the information provided, and as the samples are received.

Pace Analytical National

12065 Lebanon Rd Mount Juliet, TN 37122 615-758-5858 800-767-5859 mydata.pacelabs.com

TABLE OF CONTENTS

Cp: Cover Page	1	
Tc: Table of Contents	2	
Ss: Sample Summary	3	
Cn: Case Narrative	6	
Sr: Sample Results	8	
GACO0420BG014 L1850448-01	8	
GACO0420BGC014 L1850448-02	10	
GACO0420BG015 L1850448-03	12	
GACO0420BG016 L1850448-04	14	
GACO0420BG017 L1850448-05	16	
GACO0420BG018 L1850448-06	18	
GACO0420BG019 L1850448-07	20	
GACO0420BG020 L1850448-08	22	
GACO0420BGC020 L1850448-09	24	
Qc: Quality Control Summary	26	
Total Solids by Method 2540 G-2011	26	
Wet Chemistry by Method 365.4M	27	
Wet Chemistry by Method 4500NOrg D-2021	29	
Wet Chemistry by Method 9045D	31	
Wet Chemistry by Method 9050AMod	33	
Wet Chemistry by Method 9056A	35	
Wet Chemistry by Method WALKLEY-BLACK	37	
Metals (ICP) by Method 6010D	38	
Gl: Glossary of Terms	40	
Al: Accreditations & Locations	41	
Sc: Sample Chain of Custody	42	

SAMPLE SUMMARY

GACO0420BG014 L1850448-01 Solid

Collected by: KB
 Collected date/time: 04/20/25 14:20
 Received date/time: 04/22/25 11:30

Method	Batch	Dilution	Preparation date/time	Analysis date/time	Analyst	Location
Calculated Results	WG2498867	1	04/25/25 12:21	04/25/25 12:21	RLS	Mt. Juliet, TN
Calculated Results	WG2499521	1	04/27/25 23:40	04/30/25 09:41	JDW	Mt. Juliet, TN
Total Solids by Method 2540 G-2011	WG2497304	1	04/22/25 16:57	04/22/25 17:08	CMB	Mt. Juliet, TN
Wet Chemistry by Method 365.4M	WG2502301	5	04/27/25 23:40	04/29/25 13:17	AEC	Mt. Juliet, TN
Wet Chemistry by Method 4500NOrg D-2021	WG2499521	10	04/27/25 23:40	04/30/25 09:41	JDW	Mt. Juliet, TN
Wet Chemistry by Method 9045D	WG2499517	1	04/25/25 07:23	04/25/25 13:06	RJP	Mt. Juliet, TN
Wet Chemistry by Method 9050AMod	WG2499522	1	04/25/25 07:25	04/25/25 10:05	RJP	Mt. Juliet, TN
Wet Chemistry by Method 9056A	WG2497263	1.04	04/23/25 08:26	04/23/25 13:51	DLH	Mt. Juliet, TN
Wet Chemistry by Method WALKLEY-BLACK	WG2497307	9	04/22/25 16:13	04/24/25 09:01	DLS	Mt. Juliet, TN
Metals (ICP) by Method 6010D	WG2497714	1	04/23/25 12:45	04/24/25 16:59	RLS	Mt. Juliet, TN
Metals (ICP) by Method 6010D	WG2500017	1	04/25/25 18:21	04/25/25 23:28	BAG	Mt. Juliet, TN



GACO0420BGC014 L1850448-02 Solid

Collected by: KB
 Collected date/time: 04/20/25 14:20
 Received date/time: 04/22/25 11:30

Method	Batch	Dilution	Preparation date/time	Analysis date/time	Analyst	Location
Calculated Results	WG2498867	1	04/25/25 12:23	04/25/25 12:23	RLS	Mt. Juliet, TN
Calculated Results	WG2499521	1	04/27/25 23:40	04/30/25 09:44	JDW	Mt. Juliet, TN
Total Solids by Method 2540 G-2011	WG2497304	1	04/22/25 16:57	04/22/25 17:08	CMB	Mt. Juliet, TN
Wet Chemistry by Method 365.4M	WG2502301	2	04/27/25 23:40	04/29/25 13:52	AEC	Mt. Juliet, TN
Wet Chemistry by Method 4500NOrg D-2021	WG2499521	10	04/27/25 23:40	04/30/25 09:44	JDW	Mt. Juliet, TN
Wet Chemistry by Method 9045D	WG2499517	1	04/25/25 07:23	04/25/25 13:06	RJP	Mt. Juliet, TN
Wet Chemistry by Method 9050AMod	WG2499522	1	04/25/25 07:25	04/25/25 10:05	RJP	Mt. Juliet, TN
Wet Chemistry by Method 9056A	WG2497263	1.03	04/23/25 08:26	04/23/25 14:04	DLH	Mt. Juliet, TN
Wet Chemistry by Method WALKLEY-BLACK	WG2497307	10	04/22/25 16:13	04/24/25 09:02	DLS	Mt. Juliet, TN
Metals (ICP) by Method 6010D	WG2497714	1	04/23/25 12:45	04/24/25 17:01	RLS	Mt. Juliet, TN
Metals (ICP) by Method 6010D	WG2500017	1	04/25/25 18:21	04/25/25 23:30	BAG	Mt. Juliet, TN

GACO0420BG015 L1850448-03 Solid

Collected by: KB
 Collected date/time: 04/20/25 10:05
 Received date/time: 04/22/25 11:30

Method	Batch	Dilution	Preparation date/time	Analysis date/time	Analyst	Location
Calculated Results	WG2498867	1	04/25/25 12:24	04/25/25 12:24	RLS	Mt. Juliet, TN
Calculated Results	WG2499521	1	04/27/25 23:40	04/30/25 09:46	JDW	Mt. Juliet, TN
Total Solids by Method 2540 G-2011	WG2497304	1	04/22/25 16:57	04/22/25 17:08	CMB	Mt. Juliet, TN
Wet Chemistry by Method 365.4M	WG2502301	50	04/27/25 23:40	04/29/25 13:36	AEC	Mt. Juliet, TN
Wet Chemistry by Method 4500NOrg D-2021	WG2499521	10	04/27/25 23:40	04/30/25 09:46	JDW	Mt. Juliet, TN
Wet Chemistry by Method 9045D	WG2499517	1	04/25/25 07:23	04/25/25 13:06	RJP	Mt. Juliet, TN
Wet Chemistry by Method 9050AMod	WG2499522	1	04/25/25 07:25	04/25/25 10:05	RJP	Mt. Juliet, TN
Wet Chemistry by Method 9056A	WG2497263	1	04/23/25 08:26	04/23/25 14:17	DLH	Mt. Juliet, TN
Wet Chemistry by Method WALKLEY-BLACK	WG2497307	10	04/22/25 16:13	04/24/25 09:03	DLS	Mt. Juliet, TN
Metals (ICP) by Method 6010D	WG2497714	1	04/23/25 12:45	04/24/25 17:03	RLS	Mt. Juliet, TN
Metals (ICP) by Method 6010D	WG2500017	1	04/25/25 18:21	04/25/25 23:32	BAG	Mt. Juliet, TN

GACO0420BG016 L1850448-04 Solid

Collected by: KB
 Collected date/time: 04/20/25 14:50
 Received date/time: 04/22/25 11:30

Method	Batch	Dilution	Preparation date/time	Analysis date/time	Analyst	Location
Calculated Results	WG2498876	1	04/25/25 09:36	04/25/25 09:36	RLS	Mt. Juliet, TN
Calculated Results	WG2499521	1	04/27/25 23:40	04/30/25 09:47	JDW	Mt. Juliet, TN
Total Solids by Method 2540 G-2011	WG2497304	1	04/22/25 16:57	04/22/25 17:08	CMB	Mt. Juliet, TN
Wet Chemistry by Method 365.4M	WG2502301	5	04/27/25 23:40	04/29/25 16:25	AEC	Mt. Juliet, TN
Wet Chemistry by Method 4500NOrg D-2021	WG2499521	10	04/27/25 23:40	04/30/25 09:47	JDW	Mt. Juliet, TN

SAMPLE SUMMARY

GACO0420BG016 L1850448-04 Solid

Collected by: KB
 Collected date/time: 04/20/25 14:50
 Received date/time: 04/22/25 11:30

Method	Batch	Dilution	Preparation date/time	Analysis date/time	Analyst	Location
Wet Chemistry by Method 9045D	WG2499526	1	04/25/25 07:29	04/25/25 12:34	RJP	Mt. Juliet, TN
Wet Chemistry by Method 9050AMod	WG2499532	1	04/25/25 07:31	04/25/25 10:05	RJP	Mt. Juliet, TN
Wet Chemistry by Method 9056A	WG2497263	1.04	04/23/25 08:26	04/23/25 14:43	DLH	Mt. Juliet, TN
Wet Chemistry by Method WALKLEY-BLACK	WG2497307	2	04/22/25 16:13	04/24/25 09:03	DLS	Mt. Juliet, TN
Metals (ICP) by Method 6010D	WG2497714	1	04/23/25 12:45	04/24/25 17:05	RLS	Mt. Juliet, TN
Metals (ICP) by Method 6010D	WG2500017	1	04/25/25 18:21	04/25/25 23:37	BAG	Mt. Juliet, TN



GACO0420BG017 L1850448-05 Solid

Collected by: KB
 Collected date/time: 04/20/25 15:10
 Received date/time: 04/22/25 11:30

Method	Batch	Dilution	Preparation date/time	Analysis date/time	Analyst	Location
Calculated Results	WG2498867	1	04/25/25 12:26	04/25/25 12:26	RLS	Mt. Juliet, TN
Calculated Results	WG2499521	1	04/27/25 23:40	04/30/25 09:48	JDW	Mt. Juliet, TN
Total Solids by Method 2540 G-2011	WG2497304	1	04/22/25 16:57	04/22/25 17:08	CMB	Mt. Juliet, TN
Wet Chemistry by Method 365.4M	WG2502301	5	04/27/25 23:40	04/29/25 13:28	AEC	Mt. Juliet, TN
Wet Chemistry by Method 4500NOrg D-2021	WG2499521	10	04/27/25 23:40	04/30/25 09:48	JDW	Mt. Juliet, TN
Wet Chemistry by Method 9045D	WG2499517	1	04/25/25 07:23	04/25/25 13:06	RJP	Mt. Juliet, TN
Wet Chemistry by Method 9050AMod	WG2499522	1	04/25/25 07:25	04/25/25 10:05	RJP	Mt. Juliet, TN
Wet Chemistry by Method 9056A	WG2497263	1.03	04/23/25 08:26	04/23/25 14:56	DLH	Mt. Juliet, TN
Wet Chemistry by Method WALKLEY-BLACK	WG2497307	5	04/22/25 16:13	04/24/25 09:03	DLS	Mt. Juliet, TN
Metals (ICP) by Method 6010D	WG2497714	1	04/23/25 12:45	04/24/25 17:06	RLS	Mt. Juliet, TN
Metals (ICP) by Method 6010D	WG2500017	1	04/25/25 18:21	04/25/25 23:39	BAG	Mt. Juliet, TN



GACO0420BG018 L1850448-06 Solid

Collected by: KB
 Collected date/time: 04/20/25 14:28
 Received date/time: 04/22/25 11:30

Method	Batch	Dilution	Preparation date/time	Analysis date/time	Analyst	Location
Calculated Results	WG2498876	1	04/25/25 09:37	04/25/25 09:37	RLS	Mt. Juliet, TN
Calculated Results	WG2499521	1	04/27/25 23:40	04/30/25 09:50	JDW	Mt. Juliet, TN
Total Solids by Method 2540 G-2011	WG2497304	1	04/22/25 16:57	04/22/25 17:08	CMB	Mt. Juliet, TN
Wet Chemistry by Method 365.4M	WG2502301	2	04/27/25 23:40	04/29/25 13:30	AEC	Mt. Juliet, TN
Wet Chemistry by Method 4500NOrg D-2021	WG2499521	10	04/27/25 23:40	04/30/25 09:50	JDW	Mt. Juliet, TN
Wet Chemistry by Method 9045D	WG2499526	1	04/25/25 07:29	04/25/25 12:34	RJP	Mt. Juliet, TN
Wet Chemistry by Method 9050AMod	WG2499532	1	04/25/25 07:31	04/25/25 10:05	RJP	Mt. Juliet, TN
Wet Chemistry by Method 9056A	WG2497263	1	04/23/25 08:26	04/23/25 15:22	DLH	Mt. Juliet, TN
Wet Chemistry by Method WALKLEY-BLACK	WG2497307	10	04/22/25 16:13	04/24/25 09:04	DLS	Mt. Juliet, TN
Metals (ICP) by Method 6010D	WG2497714	1	04/23/25 12:45	04/24/25 17:08	RLS	Mt. Juliet, TN
Metals (ICP) by Method 6010D	WG2500017	1	04/25/25 18:21	04/25/25 23:41	BAG	Mt. Juliet, TN

GACO0420BG019 L1850448-07 Solid

Collected by: KB
 Collected date/time: 04/20/25 11:45
 Received date/time: 04/22/25 11:30

Method	Batch	Dilution	Preparation date/time	Analysis date/time	Analyst	Location
Calculated Results	WG2498876	1	04/25/25 09:39	04/25/25 09:39	RLS	Mt. Juliet, TN
Calculated Results	WG2499521	1	04/27/25 23:40	04/30/25 09:51	JDW	Mt. Juliet, TN
Total Solids by Method 2540 G-2011	WG2497304	1	04/22/25 16:57	04/22/25 17:08	CMB	Mt. Juliet, TN
Wet Chemistry by Method 365.4M	WG2502301	2	04/27/25 23:40	04/29/25 13:31	AEC	Mt. Juliet, TN
Wet Chemistry by Method 4500NOrg D-2021	WG2499521	10	04/27/25 23:40	04/30/25 09:51	JDW	Mt. Juliet, TN
Wet Chemistry by Method 9045D	WG2499526	1	04/25/25 07:29	04/25/25 12:34	RJP	Mt. Juliet, TN
Wet Chemistry by Method 9050AMod	WG2499532	1	04/25/25 07:31	04/25/25 10:05	RJP	Mt. Juliet, TN
Wet Chemistry by Method 9056A	WG2497263	1.04	04/23/25 08:26	04/23/25 15:35	DLH	Mt. Juliet, TN
Wet Chemistry by Method WALKLEY-BLACK	WG2497307	5	04/22/25 16:13	04/24/25 09:04	DLS	Mt. Juliet, TN
Metals (ICP) by Method 6010D	WG2497714	1	04/23/25 12:45	04/24/25 17:10	RLS	Mt. Juliet, TN

SAMPLE SUMMARY

GACO0420BG019 L1850448-07 Solid

Collected by: KB
 Collected date/time: 04/20/25 11:45
 Received date/time: 04/22/25 11:30

Method	Batch	Dilution	Preparation date/time	Analysis date/time	Analyst	Location
Metals (ICP) by Method 6010D	WG2500017	1	04/25/25 18:21	04/25/25 23:42	BAG	Mt. Juliet, TN

1 Cp

2 Tc

3 Ss

GACO0420BG020 L1850448-08 Solid

Collected by: KB
 Collected date/time: 04/20/25 14:58
 Received date/time: 04/22/25 11:30

Method	Batch	Dilution	Preparation date/time	Analysis date/time	Analyst	Location
Calculated Results	WG2498876	1	04/25/25 09:41	04/25/25 09:41	RLS	Mt. Juliet, TN
Calculated Results	WG2499521	1	04/27/25 23:40	04/30/25 09:52	JDW	Mt. Juliet, TN
Total Solids by Method 2540 G-2011	WG2497304	1	04/22/25 16:57	04/22/25 17:08	CMB	Mt. Juliet, TN
Wet Chemistry by Method 365.4M	WG2500781	5	04/26/25 12:25	04/26/25 16:36	AEC	Mt. Juliet, TN
Wet Chemistry by Method 4500NOrg D-2021	WG2499521	10	04/27/25 23:40	04/30/25 09:52	JDW	Mt. Juliet, TN
Wet Chemistry by Method 9045D	WG2499526	1	04/25/25 07:29	04/25/25 12:34	RJP	Mt. Juliet, TN
Wet Chemistry by Method 9050AMod	WG2499532	1	04/25/25 07:31	04/25/25 10:05	RJP	Mt. Juliet, TN
Wet Chemistry by Method 9056A	WG2497263	1.05	04/23/25 08:26	04/23/25 16:13	DLH	Mt. Juliet, TN
Wet Chemistry by Method WALKLEY-BLACK	WG2497307	10	04/22/25 16:13	04/24/25 09:05	DLS	Mt. Juliet, TN
Metals (ICP) by Method 6010D	WG2497714	1	04/23/25 12:45	04/24/25 14:52	RLS	Mt. Juliet, TN
Metals (ICP) by Method 6010D	WG2500017	1	04/25/25 18:21	04/25/25 23:19	BAG	Mt. Juliet, TN

4 Cn

5 Sr

6 Qc

7 Gl

8 Al

9 Sc

GACO0420BGC020 L1850448-09 Solid

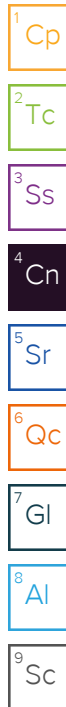
Collected by: KB
 Collected date/time: 04/20/25 14:58
 Received date/time: 04/22/25 11:30

Method	Batch	Dilution	Preparation date/time	Analysis date/time	Analyst	Location
Calculated Results	WG2498867	1	04/25/25 12:28	04/25/25 12:28	RLS	Mt. Juliet, TN
Calculated Results	WG2499521	1	04/27/25 23:40	04/30/25 09:56	JDW	Mt. Juliet, TN
Total Solids by Method 2540 G-2011	WG2497304	1	04/22/25 16:57	04/22/25 17:08	CMB	Mt. Juliet, TN
Wet Chemistry by Method 365.4M	WG2502301	5	04/27/25 23:40	04/29/25 13:33	AEC	Mt. Juliet, TN
Wet Chemistry by Method 4500NOrg D-2021	WG2499521	10	04/27/25 23:40	04/30/25 09:56	JDW	Mt. Juliet, TN
Wet Chemistry by Method 9045D	WG2499517	1	04/25/25 07:23	04/25/25 13:06	RJP	Mt. Juliet, TN
Wet Chemistry by Method 9050AMod	WG2499522	1	04/25/25 07:25	04/25/25 10:05	RJP	Mt. Juliet, TN
Wet Chemistry by Method 9056A	WG2497263	1.03	04/23/25 08:26	04/23/25 17:05	DLH	Mt. Juliet, TN
Wet Chemistry by Method WALKLEY-BLACK	WG2497307	10	04/22/25 16:13	04/24/25 09:09	DLS	Mt. Juliet, TN
Metals (ICP) by Method 6010D	WG2497714	1	04/23/25 12:45	04/24/25 17:31	RLS	Mt. Juliet, TN
Metals (ICP) by Method 6010D	WG2500017	1	04/25/25 18:21	04/25/25 23:44	BAG	Mt. Juliet, TN

CASE NARRATIVE

Unless qualified or notated within the narrative below, all sample aliquots were received at the correct temperature, in the proper containers, with the appropriate preservatives, and within method specified holding times. Where applicable, all MDL (LOD) and RDL (LOQ) values reported for environmental samples have been corrected for the dilution factor used in the analysis. All Method and Batch Quality Control are within established criteria except where addressed in this case narrative, a non-conformance form or properly qualified within the sample results. By my digital signature below, I affirm to the best of my knowledge, all problems/anomalies observed by the laboratory as having the potential to affect the quality of the data have been identified by the laboratory, and no information or data have been knowingly withheld that would affect the quality of the data.

Jared Starkey
Project Manager



Sample Delivery Group (SDG) Narrative

The following samples were prepared and/or analyzed past recommended holding time. Concentrations should be considered minimum values.

Batch	Method	Lab Sample ID
WG2499517	9045D	L1850448-01, 02, 03, 05, 09
WG2499526	9045D	L1850448-04, 06, 07, 08

Wet Chemistry by Method 365.4M

The sample matrix interfered with the ability to make any accurate determination; spike value is low.

Batch	Lab Sample ID	Analytes
WG2500781	(MSD) R4205655-4, L1850448-08	Phosphorus, Total
WG2502301	(MS) R4206932-7, L1850448-01	Phosphorus, Total

Wet Chemistry by Method 4500N Org D-2021

The sample concentration is too high to evaluate accurate spike recoveries.

Batch	Lab Sample ID	Analytes
WG2499521	(MS) R4207501-3, (MS) R4207501-7, (MSD) R4207501-4	Kjeldahl Nitrogen, TKN

Wet Chemistry by Method 9056A

RPD value not applicable for sample concentrations less than 5 times the reporting limit.

Batch	Lab Sample ID	Analytes
WG2497263	(DUP) R4204367-4, L1850448-08	Nitrate as (N)

Wet Chemistry by Method WALKLEY-BLACK

The sample matrix interfered with the ability to make any accurate determination; spike value is high.

Batch	Lab Sample ID	Analytes
WG2497307	(MS) R4204313-5, L1850448-08	TOC By Walkley Black

CASE NARRATIVE

Metals (ICP) by Method 6010D

The sample concentration is too high to evaluate accurate spike recoveries.

Batch	Lab Sample ID	Analytes
WG2497714	(MS) R4204643-5, (MSD) R4204643-6, L1850448-08	Calcium

The sample matrix interfered with the ability to make any accurate determination; spike value is low.

Batch	Lab Sample ID	Analytes
WG2497714	(MS) R4204643-5, (MSD) R4204643-6, L1850448-08	Iron

¹Cp

²Tc

³Ss

⁴Cn

⁵Sr

⁶Qc

⁷Gl

⁸Al

⁹Sc

Calculated Results

Analyte	Result	Qualifier	Dilution	Analysis date / time	Batch
Sodium Adsorption Ratio	5.40		1	04/25/2025 12:21	WG2498867

- 1 Cp
- 2 Tc
- 3 Ss
- 4 Cn
- 5 Sr
- 6 Qc
- 7 Gl
- 8 Al
- 9 Sc

Calculated Results

Analyte	Result (dry) ug/kg	Qualifier	MDL (dry) ug/kg	RDL (dry) ug/kg	Dilution	Analysis date / time	Batch
Total Nitrogen	1810000		666	11000	1	04/30/2025 09:41	WG2499521

Total Solids by Method 2540 G-2011

Analyte	Result %	Qualifier	Dilution	Analysis date / time	Batch
Total Solids	94.6		1	04/22/2025 17:08	WG2497304

Wet Chemistry by Method 365.4M

Analyte	Result (dry) ug/kg	Qualifier	MDL (dry) ug/kg	RDL (dry) ug/kg	Dilution	Analysis date / time	Batch
Phosphorus, Total	435000	J6	84500	106000	5	04/29/2025 13:17	WG2502301

Wet Chemistry by Method 4500N Org D-2021

Analyte	Result (dry) ug/kg	Qualifier	MDL (dry) ug/kg	RDL (dry) ug/kg	Dilution	Analysis date / time	Batch
Kjeldahl Nitrogen, TKN	1770000		161000	211000	10	04/30/2025 09:41	WG2499521

Wet Chemistry by Method 9045D

Analyte	Result su	Qualifier	Dilution	Analysis date / time	Batch
pH	7.67	T8	1	04/25/2025 13:06	WG2499517

Sample Narrative:

L1850448-01 WG2499517: 7.67 at 21.3C

Wet Chemistry by Method 9050A Mod

Analyte	Result	Units	Qualifier	RDL	Dilution	Analysis date / time	Batch
Specific Conductance	1210	umhos/cm		10.0	1	04/25/2025 10:05	WG2499522

Sample Narrative:

L1850448-01 WG2499522: at 25C

Wet Chemistry by Method 9056A

Analyte	Result (dry) ug/kg	Qualifier	MDL (dry) ug/kg	RDL (dry) ug/kg	Dilution	Analysis date / time	Batch
Bromide	U		4500	11000	1.04	04/23/2025 13:51	WG2497263
Chloride	193000		6970	22000	1.04	04/23/2025 13:51	WG2497263
Fluoride	U		776	2200	1.04	04/23/2025 13:51	WG2497263
Nitrate as (N)	39700		1050	11000	1.04	04/23/2025 13:51	WG2497263
Nitrite as (N)	U		666	11000	1.04	04/23/2025 13:51	WG2497263
Sulfate	22500	J	9060	54900	1.04	04/23/2025 13:51	WG2497263

Wet Chemistry by Method WALKLEY-BLACK

Analyte	Result ug/kg	Qualifier	MDL ug/kg	RDL ug/kg	Dilution	Analysis date / time	Batch
TOC By Walkley Black	13400000		230000	900000	9	04/24/2025 09:01	WG2497307

Metals (ICP) by Method 6010D

Analyte	Result (dry) ug/kg	Qualifier	MDL (dry) ug/kg	RDL (dry) ug/kg	Dilution	Analysis date / time	Batch
Calcium	3010000		20100	106000	1	04/24/2025 16:59	WG2497714
Iron	1910000		2370	10600	1	04/24/2025 16:59	WG2497714
Magnesium	693000		21000	106000	1	04/24/2025 16:59	WG2497714
Manganese	105000		183	1060	1	04/24/2025 16:59	WG2497714
Potassium	717000		22100	106000	1	04/24/2025 16:59	WG2497714
Sodium	277000		43500	106000	1	04/25/2025 23:28	WG2500017

¹ Cp

² Tc

³ Ss

⁴ Cn

⁵ Sr

⁶ Qc

⁷ Gl

⁸ Al

⁹ Sc

Calculated Results

Analyte	Result	Qualifier	Dilution	Analysis date / time	Batch
Sodium Adsorption Ratio	4.44		1	04/25/2025 12:23	WG2498867

Calculated Results

Analyte	Result (dry) ug/kg	Qualifier	MDL (dry) ug/kg	RDL (dry) ug/kg	Dilution	Analysis date / time	Batch
Total Nitrogen	1430000		664	11000	1	04/30/2025 09:44	WG2499521

Total Solids by Method 2540 G-2011

Analyte	Result %	Qualifier	Dilution	Analysis date / time	Batch
Total Solids	93.9		1	04/22/2025 17:08	WG2497304

Wet Chemistry by Method 365.4M

Analyte	Result (dry) ug/kg	Qualifier	MDL (dry) ug/kg	RDL (dry) ug/kg	Dilution	Analysis date / time	Batch
Phosphorus, Total	341000		34100	42600	2	04/29/2025 13:52	WG2502301

Wet Chemistry by Method 4500N Org D-2021

Analyte	Result (dry) ug/kg	Qualifier	MDL (dry) ug/kg	RDL (dry) ug/kg	Dilution	Analysis date / time	Batch
Kjeldahl Nitrogen, TKN	1390000		162000	213000	10	04/30/2025 09:44	WG2499521

Wet Chemistry by Method 9045D

Analyte	Result su	Qualifier	Dilution	Analysis date / time	Batch
pH	7.57	<u>T8</u>	1	04/25/2025 13:06	WG2499517

Sample Narrative:

L1850448-02 WG2499517: 7.57 at 21.4C

Wet Chemistry by Method 9050A Mod

Analyte	Result	Units	Qualifier	RDL	Dilution	Analysis date / time	Batch
Specific Conductance	1240	umhos/cm		10.0	1	04/25/2025 10:05	WG2499522

Sample Narrative:

L1850448-02 WG2499522: at 25C

Wet Chemistry by Method 9056A

Analyte	Result (dry) ug/kg	Qualifier	MDL (dry) ug/kg	RDL (dry) ug/kg	Dilution	Analysis date / time	Batch
Bromide	U		4490	11000	1.03	04/23/2025 14:04	WG2497263
Chloride	243000		6960	21900	1.03	04/23/2025 14:04	WG2497263
Fluoride	U		774	2190	1.03	04/23/2025 14:04	WG2497263
Nitrate as (N)	41300		1040	11000	1.03	04/23/2025 14:04	WG2497263
Nitrite as (N)	U		664	11000	1.03	04/23/2025 14:04	WG2497263
Sulfate	24100	<u>J</u>	9040	54800	1.03	04/23/2025 14:04	WG2497263

Wet Chemistry by Method WALKLEY-BLACK

Analyte	Result ug/kg	Qualifier	MDL ug/kg	RDL ug/kg	Dilution	Analysis date / time	Batch
TOC By Walkley Black	13300000		255000	1000000	10	04/24/2025 09:02	WG2497307

1 Cp

2 Tc

3 Ss

4 Cn

5 Sr

6 Qc

7 Gl

8 Al

9 Sc

Metals (ICP) by Method 6010D

Analyte	Result (dry) ug/kg	Qualifier	MDL (dry) ug/kg	RDL (dry) ug/kg	Dilution	Analysis date / time	Batch
Calcium	3450000		20200	106000	1	04/24/2025 17:01	WG2497714
Iron	1160000		2380	10600	1	04/24/2025 17:01	WG2497714
Magnesium	636000		21200	106000	1	04/24/2025 17:01	WG2497714
Manganese	93300		184	1060	1	04/24/2025 17:01	WG2497714
Potassium	761000		22200	106000	1	04/24/2025 17:01	WG2497714
Sodium	353000		43900	106000	1	04/25/2025 23:30	WG2500017

- 1 Cp
- 2 Tc
- 3 Ss
- 4 Cn
- 5 Sr
- 6 Qc
- 7 Gl
- 8 Al
- 9 Sc

Calculated Results

Analyte	Result	Qualifier	Dilution	Analysis date / time	Batch
Sodium Adsorption Ratio	0.425		1	04/25/2025 12:24	WG2498867

Calculated Results

Analyte	Result (dry) ug/kg	Qualifier	MDL (dry) ug/kg	RDL (dry) ug/kg	Dilution	Analysis date / time	Batch
Total Nitrogen	4380000		651	10700	1	04/30/2025 09:46	WG2499521

Total Solids by Method 2540 G-2011

Analyte	Result %	Qualifier	Dilution	Analysis date / time	Batch
Total Solids	93.0		1	04/22/2025 17:08	WG2497304

Wet Chemistry by Method 365.4M

Analyte	Result (dry) ug/kg	Qualifier	MDL (dry) ug/kg	RDL (dry) ug/kg	Dilution	Analysis date / time	Batch
Phosphorus, Total	2090000		860000	1070000	50	04/29/2025 13:36	WG2502301

Wet Chemistry by Method 4500N Org D-2021

Analyte	Result (dry) ug/kg	Qualifier	MDL (dry) ug/kg	RDL (dry) ug/kg	Dilution	Analysis date / time	Batch
Kjeldahl Nitrogen, TKN	4300000		163000	215000	10	04/30/2025 09:46	WG2499521

Wet Chemistry by Method 9045D

Analyte	Result su	Qualifier	Dilution	Analysis date / time	Batch
pH	7.71	T8	1	04/25/2025 13:06	WG2499517

Sample Narrative:

L1850448-03 WG2499517: 7.71 at 22.2C

Wet Chemistry by Method 9050A Mod

Analyte	Result	Units	Qualifier	RDL	Dilution	Analysis date / time	Batch
Specific Conductance	997	umhos/cm		10.0	1	04/25/2025 10:05	WG2499522

Sample Narrative:

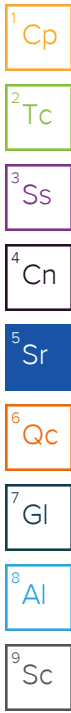
L1850448-03 WG2499522: at 25C

Wet Chemistry by Method 9056A

Analyte	Result (dry) ug/kg	Qualifier	MDL (dry) ug/kg	RDL (dry) ug/kg	Dilution	Analysis date / time	Batch
Bromide	U		4410	10700	1	04/23/2025 14:17	WG2497263
Chloride	67500		6830	21500	1	04/23/2025 14:17	WG2497263
Fluoride	U		759	2150	1	04/23/2025 14:17	WG2497263
Nitrate as (N)	82000		1020	10700	1	04/23/2025 14:17	WG2497263
Nitrite as (N)	U		651	10700	1	04/23/2025 14:17	WG2497263
Sulfate	42000	J	8860	53700	1	04/23/2025 14:17	WG2497263

Wet Chemistry by Method WALKLEY-BLACK

Analyte	Result ug/kg	Qualifier	MDL ug/kg	RDL ug/kg	Dilution	Analysis date / time	Batch
TOC By Walkley Black	44000000		255000	1000000	10	04/24/2025 09:03	WG2497307



Metals (ICP) by Method 6010D

Analyte	Result (dry) ug/kg	Qualifier	MDL (dry) ug/kg	RDL (dry) ug/kg	Dilution	Analysis date / time	Batch
Calcium	6750000		20400	107000	1	04/24/2025 17:03	WG2497714
Iron	1730000		2410	10700	1	04/24/2025 17:03	WG2497714
Magnesium	1520000		21400	107000	1	04/24/2025 17:03	WG2497714
Manganese	140000		186	1070	1	04/24/2025 17:03	WG2497714
Potassium	2130000		22500	107000	1	04/24/2025 17:03	WG2497714
Sodium	89500	J	44300	107000	1	04/25/2025 23:32	WG2500017

- 1 Cp
- 2 Tc
- 3 Ss
- 4 Cn
- 5 Sr
- 6 Qc
- 7 Gl
- 8 Al
- 9 Sc

Calculated Results

Analyte	Result	Qualifier	Dilution	Analysis date / time	Batch
Sodium Adsorption Ratio	0.199		1	04/25/2025 09:36	WG2498876

Calculated Results

Analyte	Result (dry) ug/kg	Qualifier	MDL (dry) ug/kg	RDL (dry) ug/kg	Dilution	Analysis date / time	Batch
Total Nitrogen	610000		659	10900	1	04/30/2025 09:47	WG2499521

Total Solids by Method 2540 G-2011

Analyte	Result %	Qualifier	Dilution	Analysis date / time	Batch
Total Solids	95.6		1	04/22/2025 17:08	WG2497304

Wet Chemistry by Method 365.4M

Analyte	Result (dry) ug/kg	Qualifier	MDL (dry) ug/kg	RDL (dry) ug/kg	Dilution	Analysis date / time	Batch
Phosphorus, Total	628000		83700	105000	5	04/29/2025 16:25	WG2502301

Wet Chemistry by Method 4500N Org D-2021

Analyte	Result (dry) ug/kg	Qualifier	MDL (dry) ug/kg	RDL (dry) ug/kg	Dilution	Analysis date / time	Batch
Kjeldahl Nitrogen, TKN	605000		159000	209000	10	04/30/2025 09:47	WG2499521

Wet Chemistry by Method 9045D

Analyte	Result su	Qualifier	Dilution	Analysis date / time	Batch
pH	8.00	T8	1	04/25/2025 12:34	WG2499526

Sample Narrative:

L1850448-04 WG2499526: 8 at 21.7C

Wet Chemistry by Method 9050A Mod

Analyte	Result	Units	Qualifier	RDL	Dilution	Analysis date / time	Batch
Specific Conductance	220	umhos/cm		10.0	1	04/25/2025 10:05	WG2499532

Sample Narrative:

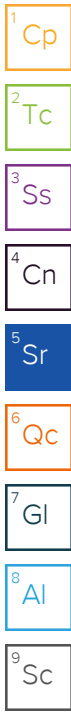
L1850448-04 WG2499532: at 25C

Wet Chemistry by Method 9056A

Analyte	Result (dry) ug/kg	Qualifier	MDL (dry) ug/kg	RDL (dry) ug/kg	Dilution	Analysis date / time	Batch
Bromide	U		4460	10900	1.04	04/23/2025 14:43	WG2497263
Chloride	U		6900	21800	1.04	04/23/2025 14:43	WG2497263
Fluoride	U		768	2180	1.04	04/23/2025 14:43	WG2497263
Nitrate as (N)	5220	J	1040	10900	1.04	04/23/2025 14:43	WG2497263
Nitrite as (N)	U		659	10900	1.04	04/23/2025 14:43	WG2497263
Sulfate	U		8960	54400	1.04	04/23/2025 14:43	WG2497263

Wet Chemistry by Method WALKLEY-BLACK

Analyte	Result ug/kg	Qualifier	MDL ug/kg	RDL ug/kg	Dilution	Analysis date / time	Batch
TOC By Walkley Black	6410000		51000	200000	2	04/24/2025 09:03	WG2497307



Metals (ICP) by Method 6010D

Analyte	Result (dry) ug/kg	Qualifier	MDL (dry) ug/kg	RDL (dry) ug/kg	Dilution	Analysis date / time	Batch
Calcium	1480000		19900	105000	1	04/24/2025 17:05	WG2497714
Iron	807000		2340	10500	1	04/24/2025 17:05	WG2497714
Magnesium	419000		20800	105000	1	04/24/2025 17:05	WG2497714
Manganese	100000		181	1050	1	04/24/2025 17:05	WG2497714
Potassium	956000		21900	105000	1	04/24/2025 17:05	WG2497714
Sodium	U		43100	105000	1	04/25/2025 23:37	WG2500017

- 1 Cp
- 2 Tc
- 3 Ss
- 4 Cn
- 5 Sr
- 6 Qc
- 7 Gl
- 8 Al
- 9 Sc

Calculated Results

Analyte	Result	Qualifier	Dilution	Analysis date / time	Batch
Sodium Adsorption Ratio	0.674		1	04/25/2025 12:26	WG2498867

Calculated Results

Analyte	Result (dry) ug/kg	Qualifier	MDL (dry) ug/kg	RDL (dry) ug/kg	Dilution	Analysis date / time	Batch
Total Nitrogen	1720000		670	1100	1	04/30/2025 09:48	WG2499521

Total Solids by Method 2540 G-2011

Analyte	Result %	Qualifier	Dilution	Analysis date / time	Batch
Total Solids	93.2		1	04/22/2025 17:08	WG2497304

Wet Chemistry by Method 365.4M

Analyte	Result (dry) ug/kg	Qualifier	MDL (dry) ug/kg	RDL (dry) ug/kg	Dilution	Analysis date / time	Batch
Phosphorus, Total	410000		85900	107000	5	04/29/2025 13:28	WG2502301

Wet Chemistry by Method 4500N Org D-2021

Analyte	Result (dry) ug/kg	Qualifier	MDL (dry) ug/kg	RDL (dry) ug/kg	Dilution	Analysis date / time	Batch
Kjeldahl Nitrogen, TKN	1650000		163000	215000	10	04/30/2025 09:48	WG2499521

Wet Chemistry by Method 9045D

Analyte	Result su	Qualifier	Dilution	Analysis date / time	Batch
pH	7.96	T8	1	04/25/2025 13:06	WG2499517

Sample Narrative:

L1850448-05 WG2499517: 7.96 at 21.1C

Wet Chemistry by Method 9050A Mod

Analyte	Result	Units	Qualifier	RDL	Dilution	Analysis date / time	Batch
Specific Conductance	561	umhos/cm		10.0	1	04/25/2025 10:05	WG2499522

Sample Narrative:

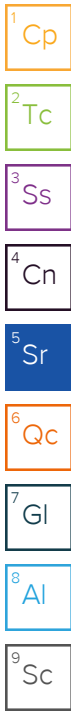
L1850448-05 WG2499522: at 25C

Wet Chemistry by Method 9056A

Analyte	Result (dry) ug/kg	Qualifier	MDL (dry) ug/kg	RDL (dry) ug/kg	Dilution	Analysis date / time	Batch
Bromide	U		4530	1100	1.03	04/23/2025 14:56	WG2497263
Chloride	95700		7020	22100	1.03	04/23/2025 14:56	WG2497263
Fluoride	U		780	2210	1.03	04/23/2025 14:56	WG2497263
Nitrate as (N)	67300		1050	1100	1.03	04/23/2025 14:56	WG2497263
Nitrite as (N)	U		670	1100	1.03	04/23/2025 14:56	WG2497263
Sulfate	36100	J	910	55300	1.03	04/23/2025 14:56	WG2497263

Wet Chemistry by Method WALKLEY-BLACK

Analyte	Result ug/kg	Qualifier	MDL ug/kg	RDL ug/kg	Dilution	Analysis date / time	Batch
TOC By Walkley Black	12100000		128000	500000	5	04/24/2025 09:03	WG2497307



Metals (ICP) by Method 6010D

Analyte	Result (dry) ug/kg	Qualifier	MDL (dry) ug/kg	RDL (dry) ug/kg	Dilution	Analysis date / time	Batch
Calcium	3540000		20400	107000	1	04/24/2025 17:06	WG2497714
Iron	1260000		2400	10700	1	04/24/2025 17:06	WG2497714
Magnesium	857000		21400	107000	1	04/24/2025 17:06	WG2497714
Manganese	112000		186	1070	1	04/24/2025 17:06	WG2497714
Potassium	1360000		22400	107000	1	04/24/2025 17:06	WG2497714
Sodium	80700	J	44200	107000	1	04/25/2025 23:39	WG2500017

- 1 Cp
- 2 Tc
- 3 Ss
- 4 Cn
- 5 Sr
- 6 Qc
- 7 Gl
- 8 Al
- 9 Sc

Calculated Results

Analyte	Result	Qualifier	Dilution	Analysis date / time	Batch
Sodium Adsorption Ratio	3.94		1	04/25/2025 09:37	WG2498876

Calculated Results

Analyte	Result (dry) ug/kg	Qualifier	MDL (dry) ug/kg	RDL (dry) ug/kg	Dilution	Analysis date / time	Batch
Total Nitrogen	997000		624	10300	1	04/30/2025 09:50	WG2499521

Total Solids by Method 2540 G-2011

Analyte	Result %	Qualifier	Dilution	Analysis date / time	Batch
Total Solids	97.1		1	04/22/2025 17:08	WG2497304

Wet Chemistry by Method 365.4M

Analyte	Result (dry) ug/kg	Qualifier	MDL (dry) ug/kg	RDL (dry) ug/kg	Dilution	Analysis date / time	Batch
Phosphorus, Total	319000		33000	41200	2	04/29/2025 13:30	WG2502301

Wet Chemistry by Method 4500N Org D-2021

Analyte	Result (dry) ug/kg	Qualifier	MDL (dry) ug/kg	RDL (dry) ug/kg	Dilution	Analysis date / time	Batch
Kjeldahl Nitrogen, TKN	925000		157000	206000	10	04/30/2025 09:50	WG2499521

Wet Chemistry by Method 9045D

Analyte	Result su	Qualifier	Dilution	Analysis date / time	Batch
pH	7.69	T8	1	04/25/2025 12:34	WG2499526

Sample Narrative:

L1850448-06 WG2499526: 7.69 at 21.7C

Wet Chemistry by Method 9050A Mod

Analyte	Result	Units	Qualifier	RDL	Dilution	Analysis date / time	Batch
Specific Conductance	1350	umhos/cm		10.0	1	04/25/2025 10:05	WG2499532

Sample Narrative:

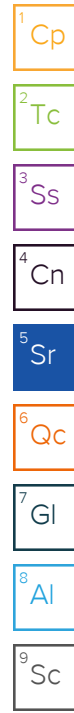
L1850448-06 WG2499532: at 25C

Wet Chemistry by Method 9056A

Analyte	Result (dry) ug/kg	Qualifier	MDL (dry) ug/kg	RDL (dry) ug/kg	Dilution	Analysis date / time	Batch
Bromide	U		4220	10300	1	04/23/2025 15:22	WG2497263
Chloride	545000		6540	20600	1	04/23/2025 15:22	WG2497263
Fluoride	U		727	2060	1	04/23/2025 15:22	WG2497263
Nitrate as (N)	71700		981	10300	1	04/23/2025 15:22	WG2497263
Nitrite as (N)	U		624	10300	1	04/23/2025 15:22	WG2497263
Sulfate	72200		8490	51500	1	04/23/2025 15:22	WG2497263

Wet Chemistry by Method WALKLEY-BLACK

Analyte	Result ug/kg	Qualifier	MDL ug/kg	RDL ug/kg	Dilution	Analysis date / time	Batch
TOC By Walkley Black	21700000		255000	1000000	10	04/24/2025 09:04	WG2497307



Metals (ICP) by Method 6010D

Analyte	Result (dry) ug/kg	Qualifier	MDL (dry) ug/kg	RDL (dry) ug/kg	Dilution	Analysis date / time	Batch
Calcium	2100000		19600	103000	1	04/24/2025 17:08	WG2497714
Iron	936000		2310	10300	1	04/24/2025 17:08	WG2497714
Magnesium	592000		20500	103000	1	04/24/2025 17:08	WG2497714
Manganese	48000		178	1030	1	04/24/2025 17:08	WG2497714
Potassium	713000		21500	103000	1	04/24/2025 17:08	WG2497714
Sodium	230000		42400	103000	1	04/25/2025 23:41	WG2500017

¹ Cp

² Tc

³ Ss

⁴ Cn

⁵ Sr

⁶ Qc

⁷ Gl

⁸ Al

⁹ Sc

Calculated Results

Analyte	Result	Qualifier	Dilution	Analysis date / time	Batch
Sodium Adsorption Ratio	0.658		1	04/25/2025 09:39	WG2498876

Calculated Results

Analyte	Result (dry) ug/kg	Qualifier	MDL (dry) ug/kg	RDL (dry) ug/kg	Dilution	Analysis date / time	Batch
Total Nitrogen	928000		649	10700	1	04/30/2025 09:51	WG2499521

Total Solids by Method 2540 G-2011

Analyte	Result %	Qualifier	Dilution	Analysis date / time	Batch
Total Solids	97.1		1	04/22/2025 17:08	WG2497304

Wet Chemistry by Method 365.4M

Analyte	Result (dry) ug/kg	Qualifier	MDL (dry) ug/kg	RDL (dry) ug/kg	Dilution	Analysis date / time	Batch
Phosphorus, Total	326000		33000	41200	2	04/29/2025 13:31	WG2502301

Wet Chemistry by Method 4500N Org D-2021

Analyte	Result (dry) ug/kg	Qualifier	MDL (dry) ug/kg	RDL (dry) ug/kg	Dilution	Analysis date / time	Batch
Kjeldahl Nitrogen, TKN	865000		157000	206000	10	04/30/2025 09:51	WG2499521

Wet Chemistry by Method 9045D

Analyte	Result su	Qualifier	Dilution	Analysis date / time	Batch
pH	7.74	T8	1	04/25/2025 12:34	WG2499526

Sample Narrative:

L1850448-07 WG2499526: 7.74 at 21.7C

Wet Chemistry by Method 9050A Mod

Analyte	Result	Units	Qualifier	RDL	Dilution	Analysis date / time	Batch
Specific Conductance	871	umhos/cm		10.0	1	04/25/2025 10:05	WG2499532

Sample Narrative:

L1850448-07 WG2499532: at 25C

Wet Chemistry by Method 9056A

Analyte	Result (dry) ug/kg	Qualifier	MDL (dry) ug/kg	RDL (dry) ug/kg	Dilution	Analysis date / time	Batch
Bromide	U		4390	10700	1.04	04/23/2025 15:35	WG2497263
Chloride	84300		6800	21400	1.04	04/23/2025 15:35	WG2497263
Fluoride	U		756	2140	1.04	04/23/2025 15:35	WG2497263
Nitrate as (N)	62700		1020	10700	1.04	04/23/2025 15:35	WG2497263
Nitrite as (N)	U		649	10700	1.04	04/23/2025 15:35	WG2497263
Sulfate	57600		8830	53600	1.04	04/23/2025 15:35	WG2497263

Wet Chemistry by Method WALKLEY-BLACK

Analyte	Result ug/kg	Qualifier	MDL ug/kg	RDL ug/kg	Dilution	Analysis date / time	Batch
TOC By Walkley Black	9270000		128000	500000	5	04/24/2025 09:04	WG2497307

1 Cp

2 Tc

3 Ss

4 Cn

5 Sr

6 Qc

7 Gl

8 Al

9 Sc

Metals (ICP) by Method 6010D

Analyte	Result (dry) ug/kg	Qualifier	MDL (dry) ug/kg	RDL (dry) ug/kg	Dilution	Analysis date / time	Batch
Calcium	2990000		19600	103000	1	04/24/2025 17:10	WG2497714
Iron	900000		2310	10300	1	04/24/2025 17:10	WG2497714
Magnesium	702000		20500	103000	1	04/24/2025 17:10	WG2497714
Manganese	86900		178	1030	1	04/24/2025 17:10	WG2497714
Potassium	916000		21500	103000	1	04/24/2025 17:10	WG2497714
Sodium	80900	J	42400	103000	1	04/25/2025 23:42	WG2500017

1 Cp

2 Tc

3 Ss

4 Cn

5 Sr

6 Qc

7 Gl

8 Al

9 Sc

Calculated Results

Analyte	Result	Qualifier	Dilution	Analysis date / time	Batch
Sodium Adsorption Ratio	2.37		1	04/25/2025 09:41	WG2498876

Calculated Results

Analyte	Result (dry) ug/kg	Qualifier	MDL (dry) ug/kg	RDL (dry) ug/kg	Dilution	Analysis date / time	Batch
Total Nitrogen	2980000		678	11200	1	04/30/2025 09:52	WG2499521

Total Solids by Method 2540 G-2011

Analyte	Result %	Qualifier	Dilution	Analysis date / time	Batch
Total Solids	93.8		1	04/22/2025 17:08	WG2497304

Wet Chemistry by Method 365.4M

Analyte	Result (dry) ug/kg	Qualifier	MDL (dry) ug/kg	RDL (dry) ug/kg	Dilution	Analysis date / time	Batch
Phosphorus, Total	383000	J6	85300	107000	5	04/26/2025 16:36	WG2500781

Wet Chemistry by Method 4500N Org D-2021

Analyte	Result (dry) ug/kg	Qualifier	MDL (dry) ug/kg	RDL (dry) ug/kg	Dilution	Analysis date / time	Batch
Kjeldahl Nitrogen, TKN	2970000		162000	213000	10	04/30/2025 09:52	WG2499521

Wet Chemistry by Method 9045D

Analyte	Result su	Qualifier	Dilution	Analysis date / time	Batch
pH	7.48	T8	1	04/25/2025 12:34	WG2499526

Sample Narrative:

L1850448-08 WG2499526: 7.48 at 21.7C

Wet Chemistry by Method 9050A Mod

Analyte	Result	Units	Qualifier	RDL	Dilution	Analysis date / time	Batch
Specific Conductance	818	umhos/cm		10.0	1	04/25/2025 10:05	WG2499532

Sample Narrative:

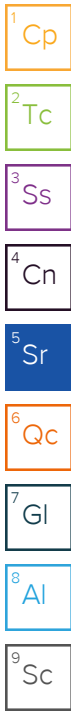
L1850448-08 WG2499532: at 25C

Wet Chemistry by Method 9056A

Analyte	Result (dry) ug/kg	Qualifier	MDL (dry) ug/kg	RDL (dry) ug/kg	Dilution	Analysis date / time	Batch
Bromide	U		4580	11200	1.05	04/23/2025 16:13	WG2497263
Chloride	410000		7110	22400	1.05	04/23/2025 16:13	WG2497263
Fluoride	U		790	2240	1.05	04/23/2025 16:13	WG2497263
Nitrate as (N)	7810	J P1	1070	11200	1.05	04/23/2025 16:13	WG2497263
Nitrite as (N)	U		678	11200	1.05	04/23/2025 16:13	WG2497263
Sulfate	31200	J	9220	56000	1.05	04/23/2025 16:13	WG2497263

Wet Chemistry by Method WALKLEY-BLACK

Analyte	Result ug/kg	Qualifier	MDL ug/kg	RDL ug/kg	Dilution	Analysis date / time	Batch
TOC By Walkley Black	39100000	J5	255000	1000000	10	04/24/2025 09:05	WG2497307



Metals (ICP) by Method 6010D

Analyte	Result (dry) ug/kg	Qualifier	MDL (dry) ug/kg	RDL (dry) ug/kg	Dilution	Analysis date / time	Batch
Calcium	7390000	<u>V</u>	20300	107000	1	04/24/2025 14:52	WG2497714
Iron	2810000	<u>J6</u>	2390	10700	1	04/24/2025 14:52	WG2497714
Magnesium	1210000		21200	107000	1	04/24/2025 14:52	WG2497714
Manganese	137000		184	1070	1	04/24/2025 14:52	WG2497714
Potassium	1160000		22300	107000	1	04/24/2025 14:52	WG2497714
Sodium	235000		43900	107000	1	04/25/2025 23:19	WG2500017

- 1 Cp
- 2 Tc
- 3 Ss
- 4 Cn
- 5 Sr
- 6 Qc
- 7 Gl
- 8 Al
- 9 Sc

Calculated Results

Analyte	Result	Qualifier	Dilution	Analysis date / time	Batch
Sodium Adsorption Ratio	2.18		1	04/25/2025 12:28	WG2498867

Calculated Results

Analyte	Result (dry) ug/kg	Qualifier	MDL (dry) ug/kg	RDL (dry) ug/kg	Dilution	Analysis date / time	Batch
Total Nitrogen	2650000		674	11100	1	04/30/2025 09:56	WG2499521

Total Solids by Method 2540 G-2011

Analyte	Result %	Qualifier	Dilution	Analysis date / time	Batch
Total Solids	92.5		1	04/22/2025 17:08	WG2497304

Wet Chemistry by Method 365.4M

Analyte	Result (dry) ug/kg	Qualifier	MDL (dry) ug/kg	RDL (dry) ug/kg	Dilution	Analysis date / time	Batch
Phosphorus, Total	629000		86500	108000	5	04/29/2025 13:33	WG2502301

Wet Chemistry by Method 4500N Org D-2021

Analyte	Result (dry) ug/kg	Qualifier	MDL (dry) ug/kg	RDL (dry) ug/kg	Dilution	Analysis date / time	Batch
Kjeldahl Nitrogen, TKN	2640000		164000	216000	10	04/30/2025 09:56	WG2499521

Wet Chemistry by Method 9045D

Analyte	Result su	Qualifier	Dilution	Analysis date / time	Batch
pH	7.63	<u>T8</u>	1	04/25/2025 13:06	WG2499517

Sample Narrative:

L1850448-09 WG2499517: 7.63 at 20.7C

Wet Chemistry by Method 9050A Mod

Analyte	Result	Units	Qualifier	RDL	Dilution	Analysis date / time	Batch
Specific Conductance	679	umhos/cm		10.0	1	04/25/2025 10:05	WG2499522

Sample Narrative:

L1850448-09 WG2499522: at 25C

Wet Chemistry by Method 9056A

Analyte	Result (dry) ug/kg	Qualifier	MDL (dry) ug/kg	RDL (dry) ug/kg	Dilution	Analysis date / time	Batch
Bromide	U		4560	11100	1.03	04/23/2025 17:05	WG2497263
Chloride	105000		7070	22300	1.03	04/23/2025 17:05	WG2497263
Fluoride	840	<u>J</u>	786	2230	1.03	04/23/2025 17:05	WG2497263
Nitrate as (N)	3400	<u>J</u>	1060	11100	1.03	04/23/2025 17:05	WG2497263
Nitrite as (N)	U		674	11100	1.03	04/23/2025 17:05	WG2497263
Sulfate	40000	<u>J</u>	9180	55700	1.03	04/23/2025 17:05	WG2497263

Wet Chemistry by Method WALKLEY-BLACK

Analyte	Result ug/kg	Qualifier	MDL ug/kg	RDL ug/kg	Dilution	Analysis date / time	Batch
TOC By Walkley Black	35800000		255000	1000000	10	04/24/2025 09:09	WG2497307

1 Cp

2 Tc

3 Ss

4 Cn

5 Sr

6 Qc

7 Gl

8 Al

9 Sc

Metals (ICP) by Method 6010D

Analyte	Result (dry) ug/kg	Qualifier	MDL (dry) ug/kg	RDL (dry) ug/kg	Dilution	Analysis date / time	Batch
Calcium	9460000		20500	108000	1	04/24/2025 17:31	WG2497714
Iron	1680000		2420	10800	1	04/24/2025 17:31	WG2497714
Magnesium	1260000		21500	108000	1	04/24/2025 17:31	WG2497714
Manganese	149000		187	1080	1	04/24/2025 17:31	WG2497714
Potassium	1530000		22600	108000	1	04/24/2025 17:31	WG2497714
Sodium	299000		44500	108000	1	04/25/2025 23:44	WG2500017

- 1 Cp
- 2 Tc
- 3 Ss
- 4 Cn
- 5 Sr
- 6 Qc
- 7 Gl
- 8 Al
- 9 Sc

Method Blank (MB)

(MB) R4203643-1 04/22/25 17:08

Analyte	MB Result %	MB Qualifier	MB MDL %	MB RDL %
Total Solids	0.00200			

1 Cp

2 Tc

3 Ss

L1850448-08 Original Sample (OS) • Duplicate (DUP)

(OS) L1850448-08 04/22/25 17:08 • (DUP) R4203643-3 04/22/25 17:08

Analyte	Original Result %	DUP Result %	Dilution	DUP RPD %	DUP Qualifier	DUP RPD Limits
Total Solids	93.8	94.3	1	0.533		10

4 Cn

5 Sr

Laboratory Control Sample (LCS)

(LCS) R4203643-2 04/22/25 17:08

Analyte	Spike Amount %	LCS Result %	LCS Rec. %	Rec. Limits %	LCS Qualifier
Total Solids	50.0	50.0	100	90.0-110	

6 Qc

7 Gl

8 Al

9 Sc

Method Blank (MB)

(MB) R4205655-1 04/26/25 16:26

Analyte	MB Result	MB Qualifier	MB MDL	MB RDL
Phosphorus,Total	U		16000	20000

1 Cp

2 Tc

3 Ss

Laboratory Control Sample (LCS)

(LCS) R4205655-2 04/26/25 16:28

Analyte	Spike Amount	LCS Result	LCS Rec.	Rec. Limits	LCS Qualifier
Phosphorus,Total	67400	65600	97.3	85.0-115	

4 Cn

5 Sr

L1850448-08 Original Sample (OS) • Matrix Spike (MS) • Matrix Spike Duplicate (MSD)

(OS) L1850448-08 04/26/25 16:36 • (MS) R4205655-3 04/26/25 16:35 • (MSD) R4205655-4 04/26/25 16:38

Analyte	Spike Amount (dry)	Original Result (dry)	MS Result (dry)	MSD Result (dry)	MS Rec.	MSD Rec.	Dilution	Rec. Limits	MS Qualifier	MSD Qualifier	RPD	RPD Limits
Phosphorus,Total	213000	383000	492000	487000	51.4	48.7	5	50.0-150		<u>J6</u>	1.17	25

6 Qc

7 Gl

8 Al

9 Sc

Method Blank (MB)

(MB) R4206932-1 04/29/25 12:56

Analyte	MB Result	MB Qualifier	MB MDL	MB RDL
Phosphorus,Total	U		16000	20000

¹Cp

²Tc

³Ss

⁴Cn

⁵Sr

⁶Qc

⁷Gl

⁸Al

⁹Sc

L1850448-07 Original Sample (OS) • Duplicate (DUP)

(OS) L1850448-07 04/29/25 13:31 • (DUP) R4206932-9 04/29/25 13:32

Analyte	Original Result (dry)	DUP Result (dry)	Dilution	DUP RPD	DUP Qualifier	DUP RPD Limits
Phosphorus,Total	326000	329000	2	0.969		25

L1850448-02 Original Sample (OS) • Duplicate (DUP)

(OS) L1850448-02 04/29/25 13:52 • (DUP) R4206932-10 04/29/25 13:53

Analyte	Original Result (dry)	DUP Result (dry)	Dilution	DUP RPD	DUP Qualifier	DUP RPD Limits
Phosphorus,Total	341000	384000	2	11.7		25

Laboratory Control Sample (LCS)

(LCS) R4206932-2 04/29/25 12:58

Analyte	Spike Amount	LCS Result	LCS Rec.	Rec. Limits	LCS Qualifier
Phosphorus,Total	67400	62800	93.2	85.0-115	

L1850448-01 Original Sample (OS) • Matrix Spike (MS) • Matrix Spike Duplicate (MSD)

(OS) L1850448-01 04/29/25 13:17 • (MS) R4206932-7 04/29/25 13:18 • (MSD) R4206932-8 04/29/25 13:19

Analyte	Spike Amount (dry)	Original Result (dry)	MS Result (dry)	MSD Result (dry)	MS Rec.	MSD Rec.	Dilution	Rec. Limits	MS Qualifier	MSD Qualifier	RPD	RPD Limits
Phosphorus,Total	211000	435000	482000	590000	22.4	73.1	5	50.0-150	J6		20.0	25

Method Blank (MB)

(MB) R4207501-1 04/30/25 09:39

Analyte	MB Result	MB Qualifier	MB MDL	MB RDL
Kjeldahl Nitrogen, TKN	U		15200	20000

¹Cp

²Tc

³Ss

⁴Cn

⁵Sr

⁶Qc

⁷Gl

⁸Al

⁹Sc

L1850448-02 Original Sample (OS) • Duplicate (DUP)

(OS) L1850448-02 04/30/25 09:44 • (DUP) R4207501-5 04/30/25 09:45

Analyte	Original Result (dry)	DUP Result (dry)	Dilution	DUP RPD	DUP Qualifier	DUP RPD Limits
Kjeldahl Nitrogen, TKN	1390000	1670000	10	18.3		20

L1850448-07 Original Sample (OS) • Duplicate (DUP)

(OS) L1850448-07 04/30/25 09:51 • (DUP) R4207501-6 04/30/25 09:52

Analyte	Original Result (dry)	DUP Result (dry)	Dilution	DUP RPD	DUP Qualifier	DUP RPD Limits
Kjeldahl Nitrogen, TKN	865000	887000	10	2.42		20

Laboratory Control Sample (LCS)

(LCS) R4207501-2 04/30/25 09:40

Analyte	Spike Amount	LCS Result	LCS Rec.	Rec. Limits	LCS Qualifier
Kjeldahl Nitrogen, TKN	240000	234000	97.4	81.7-124	

L1850448-01 Original Sample (OS) • Matrix Spike (MS) • Matrix Spike Duplicate (MSD)

(OS) L1850448-01 04/30/25 09:41 • (MS) R4207501-3 04/30/25 09:42 • (MSD) R4207501-4 04/30/25 09:43

Analyte	Spike Amount (dry)	Original Result (dry)	MS Result (dry)	MSD Result (dry)	MS Rec.	MSD Rec.	Dilution	Rec. Limits	MS Qualifier	MSD Qualifier	RPD	RPD Limits
Kjeldahl Nitrogen, TKN	423000	1770000	2300000	2100000	125	79.3	10	81.7-124	V	V	8.84	20

L1850448-08 Original Sample (OS) • Matrix Spike (MS) • Matrix Spike Duplicate (MSD)

(OS) L1850448-08 04/30/25 09:52 • (MS) R4207501-7 04/30/25 09:54 • (MSD) R4207501-9 04/30/25 09:55

Analyte	Spike Amount (dry) ug/kg	Original Result (dry) ug/kg	MS Result (dry) ug/kg	MSD Result (dry) ug/kg	MS Rec. %	MSD Rec. %	Dilution	Rec. Limits %	MS Qualifier	MSD Qualifier	RPD %	RPD Limits %
Kjeldahl Nitrogen, TKN	426000	2970000	3280000	3370000	71.1	92.0	10	81.7-124	<u>V</u>		2.68	20

1 Cp

2 Tc

3 Ss

4 Cn

5 Sr

6 Qc

7 Gl

8 Al

9 Sc

L1850027-06 Original Sample (OS) • Duplicate (DUP)

(OS) L1850027-06 04/25/25 13:06 • (DUP) R4205083-2 04/25/25 13:06

Analyte	Original Result	DUP Result	Dilution	DUP RPD	DUP Qualifier	DUP RPD Limits
su	su			%		%
pH	8.55	8.57	1	0.234		1

Sample Narrative:

OS: 8.55 at 22.1C
 DUP: 8.57 at 22.1C

L1850520-02 Original Sample (OS) • Duplicate (DUP)

(OS) L1850520-02 04/25/25 13:06 • (DUP) R4205083-3 04/25/25 13:06

Analyte	Original Result	DUP Result	Dilution	DUP RPD	DUP Qualifier	DUP RPD Limits
su	su			%		%
pH	8.28	8.31	1	0.362		1

Sample Narrative:

OS: 8.28 at 20.9C
 DUP: 8.31 at 21.1C

Laboratory Control Sample (LCS)

(LCS) R4205083-1 04/25/25 13:06

Analyte	Spike Amount	LCS Result	LCS Rec.	Rec. Limits	LCS Qualifier
su	su		%	%	
pH	10.0	10.0	100	99.0-101	

Sample Narrative:

LCS: 10 at 21.3C



L1849006-09 Original Sample (OS) • Duplicate (DUP)

(OS) L1849006-09 04/25/25 12:34 • (DUP) R4205069-2 04/25/25 12:34

Analyte	Original Result	DUP Result	Dilution	DUP RPD	DUP Qualifier	DUP RPD Limits
	su	su		%		%
pH	7.90	7.88	1	0.253		1

Sample Narrative:

OS: 7.9 at 22.2C
DUP: 7.88 at 22.3C

L1850520-07 Original Sample (OS) • Duplicate (DUP)

(OS) L1850520-07 04/25/25 12:34 • (DUP) R4205069-3 04/25/25 12:34

Analyte	Original Result	DUP Result	Dilution	DUP RPD	DUP Qualifier	DUP RPD Limits
	su	su		%		%
pH	7.66	7.63	1	0.392		1

Sample Narrative:

OS: 7.66 at 21.8C
DUP: 7.63 at 21.6C

Laboratory Control Sample (LCS)

(LCS) R4205069-1 04/25/25 12:34

Analyte	Spike Amount	LCS Result	LCS Rec.	Rec. Limits	LCS Qualifier
	su	su	%	%	
pH	10.0	10.0	100	99.0-101	

Sample Narrative:

LCS: 10 at 21C

¹Cp

²Tc

³Ss

⁴Cn

⁵Sr

⁶Qc

⁷Gl

⁸Al

⁹Sc

Method Blank (MB)

(MB) R4204955-1 04/25/25 10:05

Analyte	MB Result umhos/cm	MB Qualifier	MB MDL umhos/cm	MB RDL umhos/cm
Specific Conductance	U		10.0	10.0

Sample Narrative:

BLANK: at 25C

L1850027-09 Original Sample (OS) • Duplicate (DUP)

(OS) L1850027-09 04/25/25 10:05 • (DUP) R4204955-3 04/25/25 10:05

Analyte	Original Result umhos/cm	DUP Result umhos/cm	Dilution	DUP RPD %	DUP Qualifier	DUP RPD Limits
Specific Conductance	66.9	67.1	1	0.299		20

Sample Narrative:

OS: at 25C

DUP: at 25C

L1850448-09 Original Sample (OS) • Duplicate (DUP)

(OS) L1850448-09 04/25/25 10:05 • (DUP) R4204955-4 04/25/25 10:05

Analyte	Original Result umhos/cm	DUP Result umhos/cm	Dilution	DUP RPD %	DUP Qualifier	DUP RPD Limits
Specific Conductance	679	676	1	0.443		20

Sample Narrative:

OS: at 25C

DUP: at 25C

Laboratory Control Sample (LCS)

(LCS) R4204955-2 04/25/25 10:05

Analyte	Spike Amount umhos/cm	LCS Result umhos/cm	LCS Rec. %	Rec. Limits %	LCS Qualifier
Specific Conductance	1130	1140	101	85.0-115	

Sample Narrative:

LCS: at 25C

¹Cp

²Tc

³Ss

⁴Cn

⁵Sr

⁶Qc

⁷Gl

⁸Al

⁹Sc

Method Blank (MB)

(MB) R4204938-1 04/25/25 10:05

Analyte	MB Result	MB Qualifier	MB MDL	MB RDL
Specific Conductance	U		10.0	10.0

Sample Narrative:

BLANK: at 25C

L1850026-04 Original Sample (OS) • Duplicate (DUP)

(OS) L1850026-04 04/25/25 10:05 • (DUP) R4204938-3 04/25/25 10:05

Analyte	Original Result	DUP Result	Dilution	DUP RPD	DUP Qualifier	DUP RPD Limits
Specific Conductance	535	535	1	0.000		20

Sample Narrative:

OS: at 25C
DUP: at 25C

L1850520-06 Original Sample (OS) • Duplicate (DUP)

(OS) L1850520-06 04/25/25 10:05 • (DUP) R4204938-4 04/25/25 10:05

Analyte	Original Result	DUP Result	Dilution	DUP RPD	DUP Qualifier	DUP RPD Limits
Specific Conductance	149	150	1	0.601		20

Sample Narrative:

OS: at 25C
DUP: at 25C

Laboratory Control Sample (LCS)

(LCS) R4204938-2 04/25/25 10:05

Analyte	Spike Amount	LCS Result	LCS Rec.	Rec. Limits	LCS Qualifier
Specific Conductance	1130	1150	102	85.0-115	

Sample Narrative:

LCS: at 25C

¹Cp

²Tc

³Ss

⁴Cn

⁵Sr

⁶Qc

⁷Gl

⁸Al

⁹Sc

Method Blank (MB)

(MB) R4204367-1 04/23/25 10:25

Analyte	MB Result	MB Qualifier	MB MDL	MB RDL
	ug/kg		ug/kg	ug/kg
Bromide	U		4100	10000
Chloride	U		6350	20000
Fluoride	U		706	2000
Nitrate as (N)	U		952	10000
Nitrite as (N)	U		606	10000
Sulfate	U		8240	50000

¹Cp

²Tc

³Ss

⁴Cn

⁵Sr

⁶Qc

⁷Gl

⁸Al

⁹Sc

L1849554-04 Original Sample (OS) • Duplicate (DUP)

(OS) L1849554-04 04/23/25 11:30 • (DUP) R4204367-3 04/23/25 11:43

Analyte	Original Result (dry)	DUP Result (dry)	Dilution	DUP RPD	DUP Qualifier	DUP RPD Limits
	ug/kg	ug/kg		%		%
Bromide	U	U	1	0.000		15
Chloride	U	U	1	0.000		15
Fluoride	1020	1130	1	9.73	U	15
Nitrate as (N)	2230	2310	1	3.74	U	15
Nitrite as (N)	U	U	1	0.000		15
Sulfate	47100	49600	1	5.32	U	15

L1850448-08 Original Sample (OS) • Duplicate (DUP)

(OS) L1850448-08 04/23/25 16:13 • (DUP) R4204367-4 04/23/25 16:26

Analyte	Original Result (dry)	DUP Result (dry)	Dilution	DUP RPD	DUP Qualifier	DUP RPD Limits
	ug/kg	ug/kg		%		%
Bromide	U	U	1.01	0.000		15
Chloride	410000	385000	1.01	6.32		15
Fluoride	U	U	1.01	0.000		15
Nitrate as (N)	7810	9590	1.01	20.5	J P1	15
Nitrite as (N)	U	U	1.01	0.000		15
Sulfate	31200	28800	1.01	8.31	U	15

Laboratory Control Sample (LCS)

(LCS) R4204367-2 04/23/25 10:38

Analyte	Spike Amount ug/kg	LCS Result ug/kg	LCS Rec. %	Rec. Limits %	<u>LCS Qualifier</u>
Bromide	200000	196000	98.2	80.0-120	
Chloride	200000	201000	101	80.0-120	
Fluoride	20000	16100	80.6	80.0-120	
Nitrate as (N)	20000	18400	92.0	80.0-120	
Nitrite as (N)	20000	19800	98.8	80.0-120	
Sulfate	200000	196000	98.2	80.0-120	

L1850448-08 Original Sample (OS) • Matrix Spike (MS) • Matrix Spike Duplicate (MSD)

(OS) L1850448-08 04/23/25 16:13 • (MS) R4204367-5 04/23/25 16:39 • (MSD) R4204367-6 04/23/25 16:52

Analyte	Spike Amount (dry) ug/kg	Original Result (dry) ug/kg	MS Result (dry) ug/kg	MSD Result (dry) ug/kg	MS Rec. %	MSD Rec. %	Dilution	Rec. Limits %	<u>MS Qualifier</u>	<u>MSD Qualifier</u>	RPD %	RPD Limits %
Bromide	213000	U	220000	211000	103	99.1	1.05	80.0-120			4.05	15
Chloride	213000	410000	661000	605000	118	91.4	1.05	80.0-120			8.95	15
Fluoride	21300	U	18400	19300	86.3	90.7	1.05	80.0-120			4.98	15
Nitrate as (N)	21300	7810	29900	27300	104	91.5	1.05	80.0-120			9.05	15
Nitrite as (N)	21300	U	21600	20700	101	97.2	1.05	80.0-120			4.03	15
Sulfate	213000	31200	258000	245000	106	100	1.05	80.0-120			5.17	15

¹ Cp

² Tc

³ Ss

⁴ Cn

⁵ Sr

⁶ Qc

⁷ Gl

⁸ Al

⁹ Sc

Method Blank (MB)

(MB) R4204313-1 04/24/25 08:53

Analyte	MB Result	MB Qualifier	MB MDL	MB RDL
TOC By Walkley Black	U		25500	100000

¹Cp

²Tc

³Ss

⁴Cn

⁵Sr

⁶Qc

⁷Gl

⁸Al

⁹Sc

L1849062-01 Original Sample (OS) • Duplicate (DUP)

(OS) L1849062-01 04/24/25 08:55 • (DUP) R4204313-3 04/24/25 08:55

Analyte	Original Result	DUP Result	Dilution	DUP RPD	DUP Qualifier	DUP RPD Limits
TOC By Walkley Black	1010000	901000	1	11.0		20

L1849062-02 Original Sample (OS) • Duplicate (DUP)

(OS) L1849062-02 04/24/25 08:56 • (DUP) R4204313-4 04/24/25 08:57

Analyte	Original Result	DUP Result	Dilution	DUP RPD	DUP Qualifier	DUP RPD Limits
TOC By Walkley Black	1110000	984000	1	12.2		20

Laboratory Control Sample (LCS)

(LCS) R4204313-2 04/24/25 08:54

Analyte	Spike Amount	LCS Result	LCS Rec.	Rec. Limits	LCS Qualifier
TOC By Walkley Black	4890000	3850000	78.7	75.0-144	

L1850448-08 Original Sample (OS) • Matrix Spike (MS) • Matrix Spike Duplicate (MSD)

(OS) L1850448-08 04/24/25 09:05 • (MS) R4204313-5 04/24/25 09:07 • (MSD) R4204313-6 04/24/25 09:08

Analyte	Spike Amount	Original Result	MS Result	MSD Result	MS Rec.	MSD Rec.	Dilution	Rec. Limits	MS Qualifier	MSD Qualifier	RPD	RPD Limits
TOC By Walkley Black	40000000	39100000	92700000	83700000	134	112	10	80.0-120	J5		10.1	20

Method Blank (MB)

(MB) R4204643-1 04/24/25 14:48

Analyte	MB Result	MB Qualifier	MB MDL	MB RDL
	ug/kg		ug/kg	ug/kg
Calcium	U		19000	100000
Iron	3540	J	2240	10000
Magnesium	U		19900	100000
Manganese	U		173	1000
Potassium	U		20900	100000

¹Cp

²Tc

³Ss

⁴Cn

⁵Sr

⁶Qc

⁷Gl

⁸Al

⁹Sc

Laboratory Control Sample (LCS)

(LCS) R4204643-2 04/24/25 14:50

Analyte	Spike Amount	LCS Result	LCS Rec.	Rec. Limits	LCS Qualifier
	ug/kg	ug/kg	%	%	
Calcium	1000000	999000	99.9	80.0-120	
Iron	1000000	1000000	100	80.0-120	
Magnesium	1000000	948000	94.8	80.0-120	
Manganese	100000	103000	103	80.0-120	
Potassium	1000000	968000	96.8	80.0-120	

L1850448-08 Original Sample (OS) • Matrix Spike (MS) • Matrix Spike Duplicate (MSD)

(OS) L1850448-08 04/24/25 14:52 • (MS) R4204643-5 04/24/25 14:57 • (MSD) R4204643-6 04/24/25 14:59

Analyte	Spike Amount (dry)	Original Result (dry)	MS Result (dry)	MSD Result (dry)	MS Rec.	MSD Rec.	Dilution	Rec. Limits	MS Qualifier	MSD Qualifier	RPD	RPD Limits
	ug/kg	ug/kg	ug/kg	ug/kg	%	%		%			%	%
Calcium	1070000	7390000	6600000	7370000	0.000	0.000	1	75.0-125	V	V	11.1	20
Iron	1070000	2810000	3070000	3050000	24.3	23.0	1	75.0-125	J6	J6	0.468	20
Magnesium	1070000	1210000	2130000	2260000	85.8	98.3	1	75.0-125			6.07	20
Manganese	107000	137000	219000	239000	77.0	95.6	1	75.0-125			8.61	20
Potassium	1070000	1160000	2070000	2210000	85.4	98.9	1	75.0-125			6.72	20

Method Blank (MB)

(MB) R4205437-1 04/25/25 23:16

Analyte	MB Result	MB Qualifier	MB MDL	MB RDL
Sodium	U		41200	100000

1 Cp

2 Tc

3 Ss

Laboratory Control Sample (LCS)

(LCS) R4205437-2 04/25/25 23:18

Analyte	Spike Amount	LCS Result	LCS Rec.	Rec. Limits	LCS Qualifier
Sodium	1000000	983000	98.3	80.0-120	

4 Cn

5 Sr

L1850448-08 Original Sample (OS) • Matrix Spike (MS) • Matrix Spike Duplicate (MSD)

(OS) L1850448-08 04/25/25 23:19 • (MS) R4205437-5 04/25/25 23:25 • (MSD) R4205437-6 04/25/25 23:26

Analyte	Spike Amount (dry)	Original Result (dry)	MS Result (dry)	MSD Result (dry)	MS Rec.	MSD Rec.	Dilution	Rec. Limits	MS Qualifier	MSD Qualifier	RPD	RPD Limits
Sodium	1070000	235000	1370000	1380000	106	107	1	75.0-125			0.623	20

6 Qc

7 Gl

8 Al

9 Sc

GLOSSARY OF TERMS

Guide to Reading and Understanding Your Laboratory Report

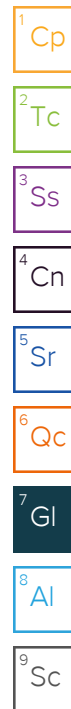
The information below is designed to better explain the various terms used in your report of analytical results from the Laboratory. This is not intended as a comprehensive explanation, and if you have additional questions please contact your project representative.

Results Disclaimer - Information that may be provided by the customer, and contained within this report, include Permit Limits, Project Name, Sample ID, Sample Matrix, Sample Preservation, Field Blanks, Field Spikes, Field Duplicates, On-Site Data, Sampling Collection Dates/Times, and Sampling Location. Results relate to the accuracy of this information provided, and as the samples are received.

Abbreviations and Definitions

(dry)	Results are reported based on the dry weight of the sample. [this will only be present on a dry report basis for soils].
MDL	Method Detection Limit.
MDL (dry)	Method Detection Limit.
RDL	Reported Detection Limit.
RDL (dry)	Reported Detection Limit.
Rec.	Recovery.
RPD	Relative Percent Difference.
SDG	Sample Delivery Group.
U	Not detected at the Reporting Limit (or MDL where applicable).
Analyte	The name of the particular compound or analysis performed. Some Analyses and Methods will have multiple analytes reported.
Dilution	If the sample matrix contains an interfering material, the sample preparation volume or weight values differ from the standard, or if concentrations of analytes in the sample are higher than the highest limit of concentration that the laboratory can accurately report, the sample may be diluted for analysis. If a value different than 1 is used in this field, the result reported has already been corrected for this factor.
Limits	These are the target % recovery ranges or % difference value that the laboratory has historically determined as normal for the method and analyte being reported. Successful QC Sample analysis will target all analytes recovered or duplicated within these ranges.
Original Sample	The non-spiked sample in the prep batch used to determine the Relative Percent Difference (RPD) from a quality control sample. The Original Sample may not be included within the reported SDG.
Qualifier	This column provides a letter and/or number designation that corresponds to additional information concerning the result reported. If a Qualifier is present, a definition per Qualifier is provided within the Glossary and Definitions page and potentially a discussion of possible implications of the Qualifier in the Case Narrative if applicable.
Result	The actual analytical final result (corrected for any sample specific characteristics) reported for your sample. If there was no measurable result returned for a specific analyte, the result in this column may state "ND" (Not Detected) or "BDL" (Below Detectable Levels). The information in the results column should always be accompanied by either an MDL (Method Detection Limit) or RDL (Reporting Detection Limit) that defines the lowest value that the laboratory could detect or report for this analyte.
Uncertainty (Radiochemistry)	Confidence level of 2 sigma.
Case Narrative (Cn)	A brief discussion about the included sample results, including a discussion of any non-conformances to protocol observed either at sample receipt by the laboratory from the field or during the analytical process. If present, there will be a section in the Case Narrative to discuss the meaning of any data qualifiers used in the report.
Quality Control Summary (Qc)	This section of the report includes the results of the laboratory quality control analyses required by procedure or analytical methods to assist in evaluating the validity of the results reported for your samples. These analyses are not being performed on your samples typically, but on laboratory generated material.
Sample Chain of Custody (Sc)	This is the document created in the field when your samples were initially collected. This is used to verify the time and date of collection, the person collecting the samples, and the analyses that the laboratory is requested to perform. This chain of custody also documents all persons (excluding commercial shippers) that have had control or possession of the samples from the time of collection until delivery to the laboratory for analysis.
Sample Results (Sr)	This section of your report will provide the results of all testing performed on your samples. These results are provided by sample ID and are separated by the analyses performed on each sample. The header line of each analysis section for each sample will provide the name and method number for the analysis reported.
Sample Summary (Ss)	This section of the Analytical Report defines the specific analyses performed for each sample ID, including the dates and times of preparation and/or analysis.

Qualifier	Description
J	The identification of the analyte is acceptable; the reported value is an estimate.
J5	The sample matrix interfered with the ability to make any accurate determination; spike value is high.
J6	The sample matrix interfered with the ability to make any accurate determination; spike value is low.
P1	RPD value not applicable for sample concentrations less than 5 times the reporting limit.
T8	Sample(s) received past/too close to holding time expiration.
V	The sample concentration is too high to evaluate accurate spike recoveries.



ACCREDITATIONS & LOCATIONS

Pace Analytical National 12065 Lebanon Rd Mount Juliet, TN 37122

Alabama	40660	Nebraska	NE-OS-15-05
Alaska	17-026	Nevada	TN000032021-1
Arizona	AZ0612	New Hampshire	2975
Arkansas	88-0469	New Jersey–NELAP	TN002
California	2932	New Mexico ¹	TN00003
Colorado	TN00003	New York	11742
Connecticut	PH-0197	North Carolina	Env375
Florida	E87487	North Carolina ¹	DW21704
Georgia	NELAP	North Carolina ³	41
Georgia ¹	923	North Dakota	R-140
Idaho	TN00003	Ohio–VAP	CL0069
Illinois	200008	Oklahoma	9915
Indiana	C-TN-01	Oregon	TN200002
Iowa	364	Pennsylvania	68-02979
Kansas	E-10277	Rhode Island	LA000356
Kentucky ^{1,6}	KY90010	South Carolina	84004002
Kentucky ²	16	South Dakota	n/a
Louisiana	AI30792	Tennessee ^{1,4}	2006
Louisiana	LA018	Texas	T104704245-20-18
Maine	TN00003	Texas ⁵	LAB0152
Maryland	324	Utah	TN000032021-11
Massachusetts	M-TN003	Vermont	VT2006
Michigan	9958	Virginia	110033
Minnesota	047-999-395	Washington	C847
Mississippi	TN00003	West Virginia	233
Missouri	340	Wisconsin	998093910
Montana	CERT0086	Wyoming	A2LA
A2LA – ISO 17025	1461.01	AIHA-LAP,LLC EMLAP	100789
A2LA – ISO 17025 ⁵	1461.02	DOD	1461.01
Canada	1461.01	USDA	P330-15-00234
EPA–Crypto	TN00003		

¹ Drinking Water ² Underground Storage Tanks ³ Aquatic Toxicity ⁴ Chemical/Microbiological ⁵ Mold ⁶ Wastewater n/a Accreditation not applicable

* Not all certifications held by the laboratory are applicable to the results reported in the attached report.

* Accreditation is only applicable to the test methods specified on each scope of accreditation held by Pace Analytical.

¹ Cp

² Tc

³ Ss

⁴ Cn

⁵ Sr

⁶ Qc

⁷ Gl

⁸ Al

⁹ Sc



CHAIN-OF-CUSTODY Analytical Request Document

Submitting a sample via this chain of custody constitutes acknowledgment and acceptance of the Pace Terms and Conditions found at: <https://info.pacelabs.com/hubs/pas-standard-terms.pdf>
Chain-of-Custody is a LEGAL DOCUMENT - Complete all relevant fields

LAB USE ONLY- Affix Workorder/Login Label Here or List Pace Workorder Number or MTJL Log-in Number Here

ALL BOLD OUTLINED AREAS are for LAB USE ONLY

Company: **CTEH** Billing Information: **ctehap@montrose-env.com**

Address:

Report To: Lab Results; Kyle Lawrence; Lisa Howes; Andrew Henault; Tami McMullin
Email To: **labresults@cteh.com; kylelawrence@cteh.com; lhowes@cteh.com; ahenault@cteh.com; tmcnullin@cteh.com**

Copy To: Site Collection Info/Address:

Customer Project Name/Number: **Bishop Loss of Containment PROJ-054017** State: **CO** County/City: **Galeton**
Time Zone Collect [] PT [X] MT [] CT [] ET

Phone: Site/Facility ID #: Compliance Monitoring? [] Yes [] No

Collected By (print): **K. Burrows** Purchase Order #: DW PWS ID #: DW Location Code:

Collected By (signature): **LB** Turnaround Date Required: Immediately Packed on Ice: [X] Yes [] No

Sample Disposal: Rush: (Expedite Charges Apply) Field Filtered (if applicable): [] Yes [] No
[] Dispose as appropriate [] Same Day [] Next Day
[] Return [] 2 Day [X] 3 Day
[] Archive: [] 4 Day [] Standard
[X] Hold: **2X** Analysis:

* Matrix Codes (Insert in Matrix box below): Drinking Water (DW), Ground Water (GW), Wastewater (WW), Product (P), Soil/Solid (SL), Oil (OL), Wipe (WP), Air (AR), Tissue (TS), Bioassay (B), Vapor (V), Other (OT)

Customer Sample ID	Matrix *	Comp / Grab	Date	Time	No. of Cntrs	Container Type: Plastic (P) or Glass (G)	300.0 - Anions	300.0 - Cations	415.1 - Total Organic Carbon	20B - Sodium Adsorption Ratio	9050A - Electrical Conductivity	901.1 - Radionuclides	351.2 - Total Nitrogen	9045D - pH
GACO0420BG014	SL	Grab	4/20/2025	1420	5	G	X	X	X	X	X	X	X	X
GACO0420BGC014	SL	Grab	4/20/2025	1420	5	G	X	X	X	X	X	X	X	X
GACO0420BG015	SL	Grab	4/20/2025	1005	5	G	X	X	X	X	X	X	X	X
GACO0420BG016	SL	Grab	4/20/2025	1450	5	G	X	X	X	X	X	X	X	X
GACO0420BG017	SL	Grab	4/20/2025	1510	5	G	X	X	X	X	X	X	X	X
GACO0420BG018	SL	Grab	4/20/2025	1428	5	G	X	X	X	X	X	X	X	X
GACO0420BG019	SL	Grab	4/20/2025	1145	5	G	X	X	X	X	X	X	X	X
GACO0420BG020	SL	Grab	4/20/2025	1458	5	G	X	X	X	X	X	X	X	X
GACO0420BGC020	SL	Grab	4/20/2025	1458	5	G	X	X	X	X	X	X	X	X
GACO0420BG020MS	SL	Grab	4/20/2025	1458	5	G	X	X	X	X	X	X	X	X
GACO0420BG20MSD	SL	Grab	4/20/2025	1458	5	G	X	X	X	X	X	X	X	X

Container Preservative Type **
U U U U U U U U

Lab Project Manager:

** Preservative Types: (1) nitric acid, (2) sulfuric acid, (3) hydrochloric acid, (4) sodium hydroxide, (5) zinc acetate, (6) methanol, (7) sodium bisulfate, (8) sodium thiosulfate, (9) hexane, (A) ascorbic acid, (B) ammonium sulfate, (C) ammonium hydroxide, (D) TSP, (U) Unpreserved, (O) Other

Analyses

Lab Profile/Line:

LB 04/20/25

Container Type: Plastic (P) or Glass (G)

Lab Sample Receipt Checklist:

Custody Seals Present/Intact	Y	N	NA
Custody Signatures Present	Y	N	NA
Collector Signatures Present	Y	N	NA
Bottles Intact	Y	N	NA
Correct Bottles	Y	N	NA
Sufficient Volume	Y	N	NA
Samples Received on Ice	Y	N	NA
VOA - Headspace Acceptable	Y	N	NA
USDA Regulated Soils	Y	N	NA
Samples in Holding Time	Y	N	NA
Residual Chlorine Present	Y	N	NA
Cl Strips:			
Sample pH Acceptable	Y	N	NA
pH Strips:			
Sulfide Present	Y	N	NA
Lead Acetate Strips:			

LAB USE ONLY:
Lab Sample # / Comments:

LB 50448-01
02
03
04
05
06
07
08
09
08
08

Customer Remarks / Special Conditions / Possible Hazards:

Type of Ice Used: Wet Blue Dry None
SHORT HOLDS PRESENT (<72 hours): Y N N/A

Packing Material Used: Lab Tracking #:

Radchem sample(s) screened (<500 cpm): Y N NA
Samples received via: FEDEX UPS Client Courier Pace Courier

LAB Sample Temperature Info:
Temp Blank Received: Y N NA
Therm ID#: _____
Cooler 1 Temp Upon Receipt: ____ °C
Cooler 1 Therm Corr. Factor: ____ °C
Cooler 1 Corrected Temp: ____ °C
Comments:

Relinquished by/Company: (Signature)
Madelyn Klitorman

Relinquished by/Company: (Signature)
SWA

Relinquished by/Company: (Signature)

Date/Time: *04/21/25 11:48*
Received by/Company: (Signature)
SWA

Date/Time: *4-21-25 12:00*
Received by/Company: (Signature)
SWA

Date/Time: _____
Received by/Company: (Signature)

Date/Time: *4-21-25 12:00*
Date/Time: _____
Date/Time: *4/22/25*

MTJL LAB USE ONLY
G180

Template: _____
PM: _____
PB: _____

Temp Blank Received: Y N NA
HCL MeOH TSP Other

Non Conformance(s): Page: **1**
YES / NO of: **1**

