

CTEH - ER

Sample Delivery Group: L1850153
Samples Received: 04/21/2025
Project Number: PROJ-054017
Description: Bishop Loss of Containment Incident
Site: CHEVRON GALETON, CO
Report To: CTEH
5120 North Shore Drive
North Little Rock, AR 72118

Entire Report Reviewed By:



Jared Starkey
Project Manager

Results relate only to the items tested or calibrated and are reported as rounded values. This test report shall not be reproduced, except in full, without written approval of the laboratory. Where applicable, sampling conducted by Pace Analytical National is performed per guidance provided in laboratory standard operating procedures ENV-SOP-MTJL-0067 and ENV-SOP-MTJL-0068. Where sampling conducted by the customer, results relate to the accuracy of the information provided, and as the samples are received.

Pace Analytical National

12065 Lebanon Rd Mount Juliet, TN 37122 615-758-5858 800-767-5859 mydata.pacelabs.com

TABLE OF CONTENTS

Cp: Cover Page	1
Tc: Table of Contents	2
Ss: Sample Summary	3
Cn: Case Narrative	5
Sr: Sample Results	6
GACO0420W001 L1850153-01	6
GACO0420W002 L1850153-02	7
GACO0420W003 L1850153-03	8
GACO0420W004 L1850153-04	9
GACO0420W005 L1850153-05	10
GACO0420W006 L1850153-06	11
GACO0420W002.5 L1850153-07	12
GACO0420W004.5 L1850153-08	13
GACO0420F001 L1850153-09	14
GACO0420V001 L1850153-10	15
Qc: Quality Control Summary	16
Radiochemistry by Method 904/9320	16
Radiochemistry by Method D5174	17
Radiochemistry by Method SM7500Ra B M	18
Gl: Glossary of Terms	19
Al: Accreditations & Locations	20
Sc: Sample Chain of Custody	21



SAMPLE SUMMARY

GACO0420W001 L1850153-01 Non-Potable Water

Collected by Spencer Beghtol Collected date/time 04/20/25 09:54 Received date/time 04/21/25 08:00

Method	Batch	Dilution	Preparation date/time	Analysis date/time	Analyst	Location
Radiochemistry by Method 904/9320	WG2496610	1	04/22/25 08:49	04/28/25 16:35	DDD	Mt. Juliet, TN
Radiochemistry by Method D5174	WG2496614	1	04/22/25 09:15	04/23/25 15:48	CAB	Mt. Juliet, TN
Radiochemistry by Method SM7500Ra B M	WG2496245	1	04/22/25 09:59	04/23/25 20:31	ZRG	Mt. Juliet, TN



GACO0420W002 L1850153-02 Non-Potable Water

Collected by Spencer Beghtol Collected date/time 04/20/25 10:39 Received date/time 04/21/25 08:00

Method	Batch	Dilution	Preparation date/time	Analysis date/time	Analyst	Location
Radiochemistry by Method 904/9320	WG2496610	1	04/22/25 08:49	04/25/25 22:37	DDD	Mt. Juliet, TN
Radiochemistry by Method D5174	WG2496614	1	04/22/25 09:15	04/23/25 15:49	CAB	Mt. Juliet, TN
Radiochemistry by Method SM7500Ra B M	WG2496245	1	04/22/25 09:59	04/23/25 20:31	ZRG	Mt. Juliet, TN

GACO0420W003 L1850153-03 Non-Potable Water

Collected by Spencer Beghtol Collected date/time 04/20/25 12:09 Received date/time 04/21/25 08:00

Method	Batch	Dilution	Preparation date/time	Analysis date/time	Analyst	Location
Radiochemistry by Method 904/9320	WG2496610	1	04/22/25 08:49	04/25/25 22:37	DDD	Mt. Juliet, TN
Radiochemistry by Method D5174	WG2496614	1	04/22/25 09:15	04/23/25 15:51	CAB	Mt. Juliet, TN
Radiochemistry by Method SM7500Ra B M	WG2496245	1	04/22/25 09:59	04/23/25 20:31	ZRG	Mt. Juliet, TN

GACO0420W004 L1850153-04 Non-Potable Water

Collected by Spencer Beghtol Collected date/time 04/20/25 10:23 Received date/time 04/21/25 08:00

Method	Batch	Dilution	Preparation date/time	Analysis date/time	Analyst	Location
Radiochemistry by Method 904/9320	WG2496610	1	04/22/25 08:49	04/25/25 22:37	DDD	Mt. Juliet, TN
Radiochemistry by Method D5174	WG2496614	1	04/22/25 09:15	04/23/25 15:52	CAB	Mt. Juliet, TN
Radiochemistry by Method SM7500Ra B M	WG2496245	1	04/22/25 09:59	04/23/25 20:31	ZRG	Mt. Juliet, TN

GACO0420W005 L1850153-05 Non-Potable Water

Collected by Spencer Beghtol Collected date/time 04/20/25 09:34 Received date/time 04/21/25 08:00

Method	Batch	Dilution	Preparation date/time	Analysis date/time	Analyst	Location
Radiochemistry by Method 904/9320	WG2496610	1	04/22/25 08:49	04/25/25 22:37	DDD	Mt. Juliet, TN
Radiochemistry by Method D5174	WG2496614	1	04/22/25 09:15	04/23/25 15:54	CAB	Mt. Juliet, TN
Radiochemistry by Method SM7500Ra B M	WG2496245	1	04/22/25 09:59	04/23/25 20:31	ZRG	Mt. Juliet, TN

GACO0420W006 L1850153-06 Non-Potable Water

Collected by Spencer Beghtol Collected date/time 04/20/25 12:16 Received date/time 04/21/25 08:00

Method	Batch	Dilution	Preparation date/time	Analysis date/time	Analyst	Location
Radiochemistry by Method 904/9320	WG2496610	1	04/22/25 08:49	04/25/25 22:37	DDD	Mt. Juliet, TN
Radiochemistry by Method D5174	WG2496614	1	04/22/25 09:15	04/23/25 15:55	CAB	Mt. Juliet, TN
Radiochemistry by Method SM7500Ra B M	WG2496245	1	04/22/25 09:59	04/23/25 20:31	ZRG	Mt. Juliet, TN

SAMPLE SUMMARY

GACO0420W002.5 L1850153-07 Non-Potable Water

Collected by: Spencer Beghtol
 Collected date/time: 04/20/25 11:25
 Received date/time: 04/21/25 08:00

Method	Batch	Dilution	Preparation date/time	Analysis date/time	Analyst	Location
Radiochemistry by Method 904/9320	WG2496610	1	04/22/25 08:49	04/25/25 22:37	DDD	Mt. Juliet, TN
Radiochemistry by Method D5174	WG2496614	1	04/22/25 09:15	04/23/25 16:08	CAB	Mt. Juliet, TN
Radiochemistry by Method SM7500Ra B M	WG2496245	1	04/22/25 09:59	04/23/25 20:31	ZRG	Mt. Juliet, TN

¹Cp

²Tc

³Ss

⁴Cn

⁵Sr

⁶Qc

⁷Gl

⁸Al

⁹Sc

GACO0420W004.5 L1850153-08 Non-Potable Water

Collected by: Spencer Beghtol
 Collected date/time: 04/20/25 10:59
 Received date/time: 04/21/25 08:00

Method	Batch	Dilution	Preparation date/time	Analysis date/time	Analyst	Location
Radiochemistry by Method 904/9320	WG2496610	1	04/22/25 08:49	04/25/25 22:37	DDD	Mt. Juliet, TN
Radiochemistry by Method D5174	WG2496614	1	04/22/25 09:15	04/23/25 16:10	CAB	Mt. Juliet, TN
Radiochemistry by Method SM7500Ra B M	WG2496245	1	04/22/25 09:59	04/23/25 20:31	ZRG	Mt. Juliet, TN

GACO0420F001 L1850153-09 Non-Potable Water

Collected by: Spencer Beghtol
 Collected date/time: 04/20/25 11:55
 Received date/time: 04/21/25 08:00

Method	Batch	Dilution	Preparation date/time	Analysis date/time	Analyst	Location
Radiochemistry by Method 904/9320	WG2496610	1	04/22/25 08:49	04/25/25 22:37	DDD	Mt. Juliet, TN
Radiochemistry by Method D5174	WG2496614	1	04/22/25 09:15	04/23/25 16:14	CAB	Mt. Juliet, TN
Radiochemistry by Method SM7500Ra B M	WG2496245	1	04/22/25 09:59	04/23/25 20:31	ZRG	Mt. Juliet, TN

GACO0420V001 L1850153-10 Non-Potable Water

Collected by: Spencer Beghtol
 Collected date/time: 04/20/25 10:59
 Received date/time: 04/21/25 08:00

Method	Batch	Dilution	Preparation date/time	Analysis date/time	Analyst	Location
Radiochemistry by Method 904/9320	WG2496610	1	04/22/25 08:49	04/25/25 22:37	DDD	Mt. Juliet, TN
Radiochemistry by Method D5174	WG2496614	1	04/22/25 09:15	04/23/25 16:16	CAB	Mt. Juliet, TN
Radiochemistry by Method SM7500Ra B M	WG2496245	1	04/22/25 09:59	04/23/25 20:31	ZRG	Mt. Juliet, TN

CASE NARRATIVE

Unless qualified or notated within the narrative below, all sample aliquots were received at the correct temperature, in the proper containers, with the appropriate preservatives, and within method specified holding times. Where applicable, all MDL (LOD) and RDL (LOQ) values reported for environmental samples have been corrected for the dilution factor used in the analysis. All radiochemical sample results for solids are reported on a dry weight basis with the exception of tritium, carbon-14 and radon, unless wet weight was requested by the client. All Method and Batch Quality Control are within established criteria except where addressed in this case narrative, a non-conformance form or properly qualified within the sample results. By my digital signature below, I affirm to the best of my knowledge, all problems/anomalies observed by the laboratory as having the potential to affect the quality of the data have been identified by the laboratory, and no information or data have been knowingly withheld that would affect the quality of the data.



Jared Starkey
Project Manager

¹ Cp

² Tc

³ Ss

⁴ Cn

⁵ Sr

⁶ Qc

⁷ Gl

⁸ Al

⁹ Sc

Radiochemistry by Method 904/9320

Analyte	Result	Qualifier	2 sigma CE	TPU	MDA	Lc	Analysis Date	Batch
	pCi/l		+ / -	+ / -	pCi/l	pCi/l	date / time	
RADIUM-228	0.127	<u>U</u>	0.545	0.561	0.948	0.313	04/28/2025 16:35	WG2496610
(T) Barium	97.6					30.0-143	04/28/2025 16:35	WG2496610
(T) Yttrium	95.8					30.0-136	04/28/2025 16:35	WG2496610

1 Cp

2 Tc

3 Ss

Radiochemistry by Method D5174

Analyte	Result	Qualifier	Uncertainty	RDL	Analysis Date	Batch
	ug/l		+ / -	ug/l	date / time	
Uranium	90.1		4.57	1.00	04/23/2025 15:48	WG2496614

4 Cn

5 Sr

Radiochemistry by Method SM7500Ra B M

Analyte	Result	Qualifier	2 sigma CE	TPU	MDA	Lc	Analysis Date	Batch
	pCi/l		+ / -	+ / -	pCi/l	pCi/l	date / time	
RADIUM-226	0.152	<u>J</u>	0.209	0.259	0.306	0.0901	04/23/2025 20:31	WG2496245
(T) Barium-133	93.3					30.0-143	04/23/2025 20:31	WG2496245

6 Qc

7 Gl

8 Al

9 Sc

Radiochemistry by Method 904/9320

Analyte	Result	Qualifier	2 sigma CE	TPU	MDA	Lc	Analysis Date	Batch
	pCi/l		+ / -	+ / -	pCi/l	pCi/l	date / time	
RADIUM-228	0.295	<u>U</u>	0.439	0.464	0.746	0.250	04/25/2025 22:37	WG2496610
(T) Barium	99.0					30.0-143	04/25/2025 22:37	WG2496610
(T) Yttrium	92.5					30.0-136	04/25/2025 22:37	WG2496610

- 1 Cp
- 2 Tc
- 3 Ss
- 4 Cn
- 5 Sr
- 6 Qc
- 7 Gl
- 8 Al
- 9 Sc

Radiochemistry by Method D5174

Analyte	Result	Qualifier	Uncertainty	RDL	Analysis Date	Batch
	ug/l		+ / -	ug/l	date / time	
Uranium	88.6		4.50	1.00	04/23/2025 15:49	WG2496614

Radiochemistry by Method SM7500Ra B M

Analyte	Result	Qualifier	2 sigma CE	TPU	MDA	Lc	Analysis Date	Batch
	pCi/l		+ / -	+ / -	pCi/l	pCi/l	date / time	
RADIUM-226	-0.00837	<u>U</u>	0.204	0.217	0.395	0.135	04/23/2025 20:31	WG2496245
(T) Barium-133	91.7					30.0-143	04/23/2025 20:31	WG2496245

Radiochemistry by Method 904/9320

Analyte	Result	Qualifier	2 sigma CE	TPU	MDA	Lc	Analysis Date	Batch
	pCi/l		+ / -	+ / -	pCi/l	pCi/l	date / time	
RADIUM-228	-0.0878	<u>U</u>	0.450	0.464	0.811	0.269	04/25/2025 22:37	WG2496610
(T) Barium	103					30.0-143	04/25/2025 22:37	WG2496610
(T) Yttrium	95.3					30.0-136	04/25/2025 22:37	WG2496610

1 Cp

2 Tc

3 Ss

Radiochemistry by Method D5174

Analyte	Result	Qualifier	Uncertainty	RDL	Analysis Date	Batch
	ug/l		+ / -	ug/l	date / time	
Uranium	111		5.62	1.00	04/23/2025 15:51	WG2496614

4 Cn

5 Sr

Radiochemistry by Method SM7500Ra B M

Analyte	Result	Qualifier	2 sigma CE	TPU	MDA	Lc	Analysis Date	Batch
	pCi/l		+ / -	+ / -	pCi/l	pCi/l	date / time	
RADIUM-226	0.0920	<u>U</u>	0.180	0.218	0.304	0.0832	04/23/2025 20:31	WG2496245
(T) Barium-133	93.6					30.0-143	04/23/2025 20:31	WG2496245

6 Qc

7 Gl

8 Al

9 Sc

Radiochemistry by Method 904/9320

Analyte	Result	Qualifier	2 sigma CE	TPU	MDA	Lc	Analysis Date	Batch
	pCi/l		+ / -	+ / -	pCi/l	pCi/l	date / time	
RADIUM-228	0.0671	<u>U</u>	0.325	0.337	0.571	0.190	04/25/2025 22:37	WG2496610
(T) Barium	94.2					30.0-143	04/25/2025 22:37	WG2496610
(T) Yttrium	97.1					30.0-136	04/25/2025 22:37	WG2496610

- 1 Cp
- 2 Tc
- 3 Ss
- 4 Cn
- 5 Sr
- 6 Qc
- 7 Gl
- 8 Al
- 9 Sc

Radiochemistry by Method D5174

Analyte	Result	Qualifier	Uncertainty	RDL	Analysis Date	Batch
	ug/l		+ / -	ug/l	date / time	
Uranium	84.3		4.28	1.00	04/23/2025 15:52	WG2496614

Radiochemistry by Method SM7500Ra B M

Analyte	Result	Qualifier	2 sigma CE	TPU	MDA	Lc	Analysis Date	Batch
	pCi/l		+ / -	+ / -	pCi/l	pCi/l	date / time	
RADIUM-226	0.132	<u>J</u>	0.140	0.191	0.160	0.0281	04/23/2025 20:31	WG2496245
(T) Barium-133	92.8					30.0-143	04/23/2025 20:31	WG2496245

Radiochemistry by Method 904/9320

Analyte	Result	Qualifier	2 sigma CE	TPU	MDA	Lc	Analysis Date	Batch
	pCi/l		+ / -	+ / -	pCi/l	pCi/l	date / time	
RADIUM-228	0.200	<u>U</u>	0.456	0.477	0.789	0.262	04/25/2025 22:37	WG2496610
(T) Barium	83.3					30.0-143	04/25/2025 22:37	WG2496610
(T) Yttrium	82.9					30.0-136	04/25/2025 22:37	WG2496610

- 1 Cp
- 2 Tc
- 3 Ss
- 4 Cn
- 5 Sr
- 6 Qc
- 7 Gl
- 8 Al
- 9 Sc

Radiochemistry by Method D5174

Analyte	Result	Qualifier	Uncertainty	RDL	Analysis Date	Batch
	ug/l		+ / -	ug/l	date / time	
Uranium	111		5.62	1.00	04/23/2025 15:54	WG2496614

Radiochemistry by Method SM7500Ra B M

Analyte	Result	Qualifier	2 sigma CE	TPU	MDA	Lc	Analysis Date	Batch
	pCi/l		+ / -	+ / -	pCi/l	pCi/l	date / time	
RADIUM-226	0.120	<u>J</u>	0.137	0.183	0.176	0.0381	04/23/2025 20:31	WG2496245
(T) Barium-133	97.3					30.0-143	04/23/2025 20:31	WG2496245

Radiochemistry by Method 904/9320

Analyte	Result	Qualifier	2 sigma CE	TPU	MDA	Lc	Analysis Date	Batch
	pCi/l		+ / -	+ / -	pCi/l	pCi/l	date / time	
RADIUM-228	-0.205	<u>U</u>	0.695	0.717	1.23	0.416	04/25/2025 22:37	WG2496610
(T) Barium	66.5					30.0-143	04/25/2025 22:37	WG2496610
(T) Yttrium	93.6					30.0-136	04/25/2025 22:37	WG2496610

- 1 Cp
- 2 Tc
- 3 Ss
- 4 Cn
- 5 Sr
- 6 Qc
- 7 Gl
- 8 Al
- 9 Sc

Radiochemistry by Method D5174

Analyte	Result	Qualifier	Uncertainty	RDL	Analysis Date	Batch
	ug/l		+ / -	ug/l	date / time	
Uranium	88.7		4.50	1.00	04/23/2025 15:55	WG2496614

Radiochemistry by Method SM7500Ra B M

Analyte	Result	Qualifier	2 sigma CE	TPU	MDA	Lc	Analysis Date	Batch
	pCi/l		+ / -	+ / -	pCi/l	pCi/l	date / time	
RADIUM-226	0.165		0.154	0.209	0.159	0.0279	04/23/2025 20:31	WG2496245
(T) Barium-133	93.3					30.0-143	04/23/2025 20:31	WG2496245

Radiochemistry by Method 904/9320

Analyte	Result	Qualifier	2 sigma CE	TPU	MDA	Lc	Analysis Date	Batch
	pCi/l		+ / -	+ / -	pCi/l	pCi/l	date / time	
RADIUM-228	0.136	<u>U</u>	0.394	0.411	0.683	0.227	04/25/2025 22:37	WG2496610
(T) Barium	86.2					30.0-143	04/25/2025 22:37	WG2496610
(T) Yttrium	109					30.0-136	04/25/2025 22:37	WG2496610

¹Cp

²Tc

³Ss

Radiochemistry by Method D5174

Analyte	Result	Qualifier	Uncertainty	RDL	Analysis Date	Batch
	ug/l		+ / -	ug/l	date / time	
Uranium	85.2		4.33	1.00	04/23/2025 16:08	WG2496614

⁴Cn

⁵Sr

Radiochemistry by Method SM7500Ra B M

Analyte	Result	Qualifier	2 sigma CE	TPU	MDA	Lc	Analysis Date	Batch
	pCi/l		+ / -	+ / -	pCi/l	pCi/l	date / time	
RADIUM-226	0.0993	<u>J</u>	0.124	0.169	0.164	0.0287	04/23/2025 20:31	WG2496245
(T) Barium-133	91.0					30.0-143	04/23/2025 20:31	WG2496245

⁶Qc

⁷Gl

⁸Al

⁹Sc

Radiochemistry by Method 904/9320

Analyte	Result	Qualifier	2 sigma CE	TPU	MDA	Lc	Analysis Date	Batch
	pCi/l		+ / -	+ / -	pCi/l	pCi/l	date / time	
RADIUM-228	-0.276	<u>U</u>	0.476	0.500	0.860	0.289	04/25/2025 22:37	WG2496610
(T) Barium	86.4					30.0-143	04/25/2025 22:37	WG2496610
(T) Yttrium	94.0					30.0-136	04/25/2025 22:37	WG2496610

- 1 Cp
- 2 Tc
- 3 Ss
- 4 Cn
- 5 Sr
- 6 Qc
- 7 Gl
- 8 Al
- 9 Sc

Radiochemistry by Method D5174

Analyte	Result	Qualifier	Uncertainty	RDL	Analysis Date	Batch
	ug/l		+ / -	ug/l	date / time	
Uranium	87.1		4.43	1.00	04/23/2025 16:10	WG2496614

Radiochemistry by Method SM7500Ra B M

Analyte	Result	Qualifier	2 sigma CE	TPU	MDA	Lc	Analysis Date	Batch
	pCi/l		+ / -	+ / -	pCi/l	pCi/l	date / time	
RADIUM-226	0.175	<u>J</u>	0.181	0.238	0.231	0.0632	04/23/2025 20:31	WG2496245
(T) Barium-133	94.6					30.0-143	04/23/2025 20:31	WG2496245

Radiochemistry by Method 904/9320

Analyte	Result	Qualifier	2 sigma CE	TPU	MDA	Lc	Analysis Date	Batch
	pCi/l		+ / -	+ / -	pCi/l	pCi/l	date / time	
RADIUM-228	0.309	J	0.392	0.417	0.662	0.222	04/25/2025 22:37	WG2496610
(T) Barium	98.9					30.0-143	04/25/2025 22:37	WG2496610
(T) Yttrium	99.0					30.0-136	04/25/2025 22:37	WG2496610

1 Cp

2 Tc

3 Ss

Radiochemistry by Method D5174

Analyte	Result	Qualifier	Uncertainty	RDL	Analysis Date	Batch
	ug/l		+ / -	ug/l	date / time	
Uranium	ND			1.00	04/23/2025 16:14	WG2496614

4 Cn

5 Sr

Radiochemistry by Method SM7500Ra B M

Analyte	Result	Qualifier	2 sigma CE	TPU	MDA	Lc	Analysis Date	Batch
	pCi/l		+ / -	+ / -	pCi/l	pCi/l	date / time	
RADIUM-226	0.0274	U	0.0735	0.0949	0.158	0.0277	04/23/2025 20:31	WG2496245
(T) Barium-133	97.7					30.0-143	04/23/2025 20:31	WG2496245

6 Qc

7 Gl

8 Al

9 Sc

Radiochemistry by Method 904/9320

Analyte	Result	Qualifier	2 sigma CE	TPU	MDA	Lc	Analysis Date	Batch
	pCi/l		+ / -	+ / -	pCi/l	pCi/l	date / time	
RADIUM-228	0.501	J	0.398	0.431	0.653	0.217	04/25/2025 22:37	WG2496610
(T) Barium	90.6					30.0-143	04/25/2025 22:37	WG2496610
(T) Yttrium	94.0					30.0-136	04/25/2025 22:37	WG2496610

1 Cp

2 Tc

3 Ss

Radiochemistry by Method D5174

Analyte	Result	Qualifier	Uncertainty	RDL	Analysis Date	Batch
	ug/l		+ / -	ug/l	date / time	
Uranium	97.7		4.96	1.00	04/23/2025 16:16	WG2496614

4 Cn

5 Sr

Radiochemistry by Method SM7500Ra B M

Analyte	Result	Qualifier	2 sigma CE	TPU	MDA	Lc	Analysis Date	Batch
	pCi/l		+ / -	+ / -	pCi/l	pCi/l	date / time	
RADIUM-226	0.201		0.169	0.229	0.160	0.0281	04/23/2025 20:31	WG2496245
(T) Barium-133	98.6					30.0-143	04/23/2025 20:31	WG2496245

6 Qc

7 Gl

8 Al

9 Sc

Method Blank (MB)

(MB) R4206589-1 04/25/25 22:37

Analyte	MB Result pCi/l	MB Qualifier	MB 2 sigma CE + / -	MB MDA pCi/l	MB Lc pCi/l
Radium-228	0.174	<u>U</u>	0.342	0.588	0.196
(T) Barium	78.0		78.0		
(T) Yttrium	87.3		87.3		

L1850153-03 Original Sample (OS) • Duplicate (DUP)

(OS) L1850153-03 04/25/25 22:37 • (DUP) R4206589-3 04/25/25 22:37

Analyte	Original Result pCi/l	Original 2 sigma CE + / -	Original MDA pCi/l	Original Lc pCi/l	DUP Result pCi/l	DUP 2 sigma CE + / -	DUP MDA pCi/l	DUP Lc pCi/l	DUP RPD %	DUP RER	DUP Qualifier	DUP RPD Limits %	DUP RER Limit
Radium-228	-0.0878	0.450	0.811	0.269	0.585	0.573	0.956	0.322	200	0.923	<u>J</u>	20	3
(T) Barium	103				108	108							
(T) Yttrium	95.3				99.8	99.8							

Laboratory Control Sample (LCS)

(LCS) R4206589-2 04/25/25 22:37

Analyte	Spike Amount pCi/l	LCS Result pCi/l	LCS Rec. %	Rec. Limits %	LCS Qualifier
Radium-228	5.00	5.89	118	80.0-120	
(T) Barium			83.2		
(T) Yttrium			89.5		

L1850153-01 Original Sample (OS) • Matrix Spike (MS) • Matrix Spike Duplicate (MSD)

(OS) L1850153-01 04/28/25 16:35 • (MS) R4206589-6 04/28/25 16:35 • (MSD) R4206589-7 04/28/25 16:35

Analyte	Spike Amount pCi/l	Original Result pCi/l	MS Result pCi/l	MSD Result pCi/l	MS Rec. %	MSD Rec. %	Dilution	Rec. Limits %	MS Qualifier	MSD Qualifier	RPD %	MS RER	RPD Limits %
Radium-228	16.7	0.127	13.4	11.9	79.6	70.6	1	70.0-130			11.9		20
(T) Barium		97.6			94.8	92.7							
(T) Yttrium		95.8			87.1	94.9							

¹Cp

²Tc

³Ss

⁴Cn

⁵Sr

⁶Qc

⁷Gl

⁸Al

⁹Sc

Method Blank (MB)

(MB) R4204310-1 04/23/25 15:40

Analyte	MB Result ug/l	MB Qualifier	MB MDL ug/l	MB RDL ug/l
Uranium	U		1.00	1.00

¹Cp

²Tc

³Ss

L1850153-10 Original Sample (OS) • Duplicate (DUP)

(OS) L1850153-10 04/23/25 16:16 • (DUP) R4204310-4 04/23/25 15:46

Analyte	Original Result ug/l	DUP Result ug/l	Dilution	DUP RPD %	DUP Qualifier	DUP RPD Limits %
Uranium	97.7	116	1	16.8		20

⁴Cn

⁵Sr

Laboratory Control Sample (LCS)

(LCS) R4204310-2 04/23/25 15:43

Analyte	Spike Amount ug/l	LCS Result ug/l	LCS Rec. %	Rec. Limits %	LCS Qualifier
Uranium	30.0	28.5	94.9	80.0-120	

⁶Qc

⁷Gl

⁸Al

L1850153-01 Original Sample (OS) • Matrix Spike (MS)

(OS) L1850153-01 04/23/25 15:48 • (MS) R4204310-3 04/23/25 15:44

Analyte	Spike Amount ug/l	Original Result ug/l	MS Result ug/l	MS Rec. %	Dilution	Rec. Limits %	MS Qualifier
Uranium	20.0	90.1	110	101	1	75.0-125	

⁹Sc

Method Blank (MB)

(MB) R4204394-1 04/23/25 20:30

Analyte	MB Result pCi/l	MB Qualifier	MB 2 sigma CE + / -	MB MDA pCi/l	MB Lc pCi/l
Radium-226	-0.00945	<u>U</u>	0.0301	0.0583	0.0235
(T) Barium-133	91.1		91.1		

L1850153-03 Original Sample (OS) • Duplicate (DUP)

(OS) L1850153-03 04/23/25 20:31 • (DUP) R4204394-5 04/23/25 20:30

Analyte	Original Result pCi/l	Original 2 sigma CE + / -	Original MDA pCi/l	Original Lc pCi/l	DUP Result pCi/l	DUP 2 sigma CE + / -	DUP MDA pCi/l	DUP Lc pCi/l	DUP RPD %	DUP RER	DUP Qualifier	DUP RPD Limits %	DUP RER Limit
Radium-226	0.0920	0.180	0.304	0.0832	-0.0263	0.108	0.258	0.0798	200	0.564	<u>U</u>	20	3
(T) Barium-133	93.6				89.4	89.4							

Laboratory Control Sample (LCS)

(LCS) R4204394-2 04/23/25 20:30

Analyte	Spike Amount pCi/l	LCS Result pCi/l	LCS Rec. %	Rec. Limits %	LCS Qualifier
Radium-226	5.00	5.10	102	80.0-120	
(T) Barium-133			94.3		

L1850153-09 Original Sample (OS) • Matrix Spike (MS) • Matrix Spike Duplicate (MSD)

(OS) L1850153-09 04/23/25 20:31 • (MS) R4204394-3 04/23/25 20:30 • (MSD) R4204394-4 04/23/25 20:30

Analyte	Spike Amount pCi/l	Original Result pCi/l	MS Result pCi/l	MSD Result pCi/l	MS Rec. %	MSD Rec. %	Dilution	Rec. Limits %	MS Qualifier	MSD Qualifier	RPD %	MS RER	RPD Limits %
Radium-226	20.0	0.0274	20.2	19.1	101	95.1	1	75.0-125			6.06		20
(T) Barium-133		97.7			103	101							

1 Cp

2 Tc

3 Ss

4 Cn

5 Sr

6 Qc

7 Gl

8 Al

9 Sc

GLOSSARY OF TERMS

Guide to Reading and Understanding Your Laboratory Report

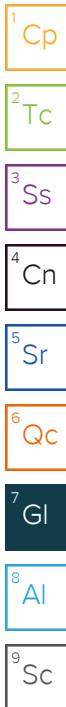
The information below is designed to better explain the various terms used in your report of analytical results from the Laboratory. This is not intended as a comprehensive explanation, and if you have additional questions please contact your project representative.

Results Disclaimer - Information that may be provided by the customer, and contained within this report, include Permit Limits, Project Name, Sample ID, Sample Matrix, Sample Preservation, Field Blanks, Field Spikes, Field Duplicates, On-Site Data, Sampling Collection Dates/Times, and Sampling Location. Results relate to the accuracy of this information provided, and as the samples are received.

Abbreviations and Definitions

MDA	Minimum Detectable Activity.
MDL	Method Detection Limit.
ND	Not detected at the Reporting Limit (or MDL where applicable).
RDL	Reported Detection Limit.
Rec.	Recovery.
RER	Replicate Error Ratio.
RPD	Relative Percent Difference.
SDG	Sample Delivery Group.
U	Not detected at the Reporting Limit (or MDL where applicable).
(T)	Tracer - A radioisotope of known concentration added to a solution of chemically equivalent radioisotopes at a known concentration to assist in monitoring the yield of the chemical separation.
Analyte	The name of the particular compound or analysis performed. Some Analyses and Methods will have multiple analytes reported.
Dilution	If the sample matrix contains an interfering material, the sample preparation volume or weight values differ from the standard, or if concentrations of analytes in the sample are higher than the highest limit of concentration that the laboratory can accurately report, the sample may be diluted for analysis. If a value different than 1 is used in this field, the result reported has already been corrected for this factor.
Limits	These are the target % recovery ranges or % difference value that the laboratory has historically determined as normal for the method and analyte being reported. Successful QC Sample analysis will target all analytes recovered or duplicated within these ranges.
Original Sample	The non-spiked sample in the prep batch used to determine the Relative Percent Difference (RPD) from a quality control sample. The Original Sample may not be included within the reported SDG.
Qualifier	This column provides a letter and/or number designation that corresponds to additional information concerning the result reported. If a Qualifier is present, a definition per Qualifier is provided within the Glossary and Definitions page and potentially a discussion of possible implications of the Qualifier in the Case Narrative if applicable.
Result	The actual analytical final result (corrected for any sample specific characteristics) reported for your sample. If there was no measurable result returned for a specific analyte, the result in this column may state "ND" (Not Detected) or "BDL" (Below Detectable Levels). The information in the results column should always be accompanied by either an MDL (Method Detection Limit) or RDL (Reporting Detection Limit) that defines the lowest value that the laboratory could detect or report for this analyte.
Uncertainty (Radiochemistry)	Confidence level of 2 sigma.
Case Narrative (Cn)	A brief discussion about the included sample results, including a discussion of any non-conformances to protocol observed either at sample receipt by the laboratory from the field or during the analytical process. If present, there will be a section in the Case Narrative to discuss the meaning of any data qualifiers used in the report.
Quality Control Summary (Qc)	This section of the report includes the results of the laboratory quality control analyses required by procedure or analytical methods to assist in evaluating the validity of the results reported for your samples. These analyses are not being performed on your samples typically, but on laboratory generated material.
Sample Chain of Custody (Sc)	This is the document created in the field when your samples were initially collected. This is used to verify the time and date of collection, the person collecting the samples, and the analyses that the laboratory is requested to perform. This chain of custody also documents all persons (excluding commercial shippers) that have had control or possession of the samples from the time of collection until delivery to the laboratory for analysis.
Sample Results (Sr)	This section of your report will provide the results of all testing performed on your samples. These results are provided by sample ID and are separated by the analyses performed on each sample. The header line of each analysis section for each sample will provide the name and method number for the analysis reported.
Sample Summary (Ss)	This section of the Analytical Report defines the specific analyses performed for each sample ID, including the dates and times of preparation and/or analysis.

Qualifier	Description
J	The identification of the analyte is acceptable; the reported value is an estimate.
U	Below Detectable Limits: Indicates that the analyte was not detected.



ACCREDITATIONS & LOCATIONS

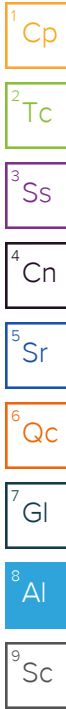
Pace Analytical National 12065 Lebanon Rd Mount Juliet, TN 37122

Alabama	40660	Nebraska	NE-OS-15-05
Alaska	17-026	Nevada	TN000032021-1
Arizona	AZ0612	New Hampshire	2975
Arkansas	88-0469	New Jersey–NELAP	TN002
California	2932	New Mexico ¹	TN00003
Colorado	TN00003	New York	11742
Connecticut	PH-0197	North Carolina	Env375
Florida	E87487	North Carolina ¹	DW21704
Georgia	NELAP	North Carolina ³	41
Georgia ¹	923	North Dakota	R-140
Idaho	TN00003	Ohio–VAP	CL0069
Illinois	200008	Oklahoma	9915
Indiana	C-TN-01	Oregon	TN200002
Iowa	364	Pennsylvania	68-02979
Kansas	E-10277	Rhode Island	LA000356
Kentucky ^{1,6}	KY90010	South Carolina	84004002
Kentucky ²	16	South Dakota	n/a
Louisiana	AI30792	Tennessee ^{1,4}	2006
Louisiana	LA018	Texas	T104704245-20-18
Maine	TN00003	Texas ⁵	LAB0152
Maryland	324	Utah	TN000032021-11
Massachusetts	M-TN003	Vermont	VT2006
Michigan	9958	Virginia	110033
Minnesota	047-999-395	Washington	C847
Mississippi	TN00003	West Virginia	233
Missouri	340	Wisconsin	998093910
Montana	CERT0086	Wyoming	A2LA
A2LA – ISO 17025	1461.01	AIHA-LAP,LLC EMLAP	100789
A2LA – ISO 17025 ⁵	1461.02	DOD	1461.01
Canada	1461.01	USDA	P330-15-00234
EPA–Crypto	TN00003		

¹ Drinking Water ² Underground Storage Tanks ³ Aquatic Toxicity ⁴ Chemical/Microbiological ⁵ Mold ⁶ Wastewater n/a Accreditation not applicable

* Not all certifications held by the laboratory are applicable to the results reported in the attached report.

* Accreditation is only applicable to the test methods specified on each scope of accreditation held by Pace Analytical.



Company Name/Address: **CTEH - ER**
5120 North Shore Drive
North Little Rock, AR 72118

Billing Information:
Accounts Payable
10700 Prairie Lakes Drive
Eden Prairie, MN 55344

Report to: **CTEH 501-801-8500**

Project Description: **Bishop Loss of Containment Incident**

City/State Collected: **Galeton, CO**

Please Circle: **PT** **CT** **ET**

Chain of Custody Page 1 of 1

Pace
 PEOPLE ADVANCING SCIENCE

MT JULIET, TN

12065 Lebanon Rd Mount Juliet, TN 37122
 Submitting a sample via this chain of custody constitutes acknowledgment and acceptance of the Pace Terms and Conditions found at: <https://info.pacelabs.com/hubs/pas-standard-terms.pdf>

Email To: **labresults@cteh.com; ahenault@cteh.com; kylel**

Regulatory Program(DOD, RCRA, DW, etc):

Client Project #: **PROJ-054017**

Lab Project #: **CTEHER-054017**

Collected by (print): **Spencer Beightel**

Site/Facility ID #: **Chevron, Galeton, CO**

P.O. #

Collected by (signature): **Spencer Beightel**

Rush? (Lab MUST Be Notified)

Same Day Five Day Next Day 5 Day (Rad Only) Two Day 10 Day (Rad Only) Three Day STD TAT

Quote #

Date Results Needed

Immediately

Packed on Ice N Y

No. of Cntrs

Sample ID	Comp/Grab	Matrix *	Depth	Date	Time	No. of Cntrs	* Anions / Alkalinity 250mlHDPE-NoPres	CR6ICFP 50mlTube/plungerPres	Cations / Hardness 250mlHDPE-HNO3	Diss. Metals 200.8 250mlHDPE HNO3	MBAS 500mlHDPE-NoPres	PT, TKN 250mlHDPE-H2SO4	RA-226, RA-228, KPA-U 1L-HDPE-Add-HNO3	TDS 1L-HDPE NoPres	TOC 250mlAmb-HCl	TSS 1L-HDPE NoPres	Remarks	Sample # (lab only)
GAC00420W001	G	NPWSW	—	4/20/25	0954	2	—	—	—	—	—	—	X	—	—	—	—	01
GAC00420W002	G	NPWSW	—	4/20/25	1039	2	—	—	—	—	—	—	X	—	—	—	—	02
GAC00420W003	G	NPWSW	—	4/20/25	1209	2	—	—	—	—	—	—	X	—	—	—	—	03
GAC00420W004	G	NPWSW	—	4/20/25	1023	2	—	—	—	—	—	—	X	—	—	—	—	04
GAC00420W005	G	NPWSW	—	4/20/25	0934	2	—	—	—	—	—	—	X	—	—	—	—	05
GAC00420W006	G	NPWSW	—	4/20/25	1216	2	—	—	—	—	—	—	X	—	—	—	—	06
GAC00420W002.5	G	NPWSW	—	4/20/25	1125	2	—	—	—	—	—	—	X	—	—	—	—	07
GAC00420W004.5	G	NPWSW	—	4/20/25	1059	2	—	—	—	—	—	—	X	—	—	—	—	08
GAC00420F001	G	NPWSW	—	4/20/25	1155	2	—	—	—	—	—	—	X	—	—	—	—	09
GAC00420V001	G	NPWSW	—	4/20/25	1059	2	—	—	—	—	—	—	X	—	—	—	—	10

* Matrix: SS - Soil AIR - Air F - Filter
 GW - Groundwater B - Bioassay
 WW - WasteWater
 DW - Drinking Water
 OT - Other
 SW - Surface Water

Remarks:

pH _____ Temp _____
 Flow _____ Other _____

Samples returned via: UPS FedEx Courier

Tracking #

Relinquished by: (Signature) **Spencer Beightel** Date: **4/20/25** Time: **16:00** Received by: (Signature) **[Signature]** Trip Blank Received: Yes/No **No**
 HCL/MeOH TBR

Relinquished by: (Signature) **[Signature]** Date: **4-20-26** Time: **18:00** Received by: (Signature) **SWA** Temp: **14.0.4.8** °C Bottles Received: **20** If preservation required by Login: Date/Time

Relinquished by: (Signature) **[Signature]** Date: _____ Time: _____ Received for lab by: (Signature) _____ Date: **4/21/25** Time: **0800** Hold: _____ Condition: **NCF / OK**

Sample Receipt Checklist

COC Seal Present/Intact: Y N
 COC Signed/Accurate: Y N
 Bottles arrive intact: Y N
 Correct bottles used: Y N
 Sufficient volume sent: Y N
 If Applicable
 VOA Zero Headspace: Y N
 Preservation Correct/Checked: Y N
 RAD Screen <0.5 mR/hr: Y N


Effective Date:

4850153

Multiple Parcel Form

L# 4850150 TD

Parcel Tracking Number	Infrared Thermometer ID	Temperature Reading (°C)	Correction Factor (°C)	Corrected Temperature (°C)	Custody Seal Intact
SWA	TDAG	1.4	+0.4	1.8	Yes / No / Not Present
SWA	TDAG	0.2	+0.4	0.6	Yes / No / Not Present
SWA	TDAG	1.3	+0.4	1.7	Yes / No / Not Present
SWA	TDAG	1.6	+0.4	2.0	Yes / No / Not Present
SWA	TDAG	2.0	+0.4	2.4	Yes / No / Not Present
SWA	TDAG	2.1	+0.4	2.5	Yes / No / Not Present
					Yes / No / Not Present
					Yes / No / Not Present
					Yes / No / Not Present
					Yes / No / Not Present
					Yes / No / Not Present
					Yes / No / Not Present
					Yes / No / Not Present
					Yes / No / Not Present
					Yes / No / Not Present
					Yes / No / Not Present
					Yes / No / Not Present
					Yes / No / Not Present
					Yes / No / Not Present
					Yes / No / Not Present
					Yes / No / Not Present
					Yes / No / Not Present



Name

4-21-25

Date