

April 08, 2025

1 Cp

2 Tc

3 Ss

4 Cn

5 Sr

6 Qc

7 Gl

8 Al


9 Sc

## Civitas - CO

Sample Delivery Group: L1841538  
Samples Received: 03/29/2025  
Project Number: 23735  
Description: Alcorn 1

Report To: Sam Vogt / Jacob Evans  
6855 W. 118th Ave  
Broomfield, CO 80020

Entire Report Reviewed By:



Chris Ward  
Project Manager

Results relate only to the items tested or calibrated and are reported as rounded values. This test report shall not be reproduced, except in full, without written approval of the laboratory. Where applicable, sampling conducted by Pace Analytical National is performed per guidance provided in laboratory standard operating procedures ENV-SOP-MTJL-0067 and ENV-SOP-MTJL-0068. Where sampling conducted by the customer, results relate to the accuracy of the information provided, and as the samples are received.

**Pace Analytical National**

12065 Lebanon Rd Mount Juliet, TN 37122 615-758-5858 800-767-5859 [mydata.pacelabs.com](http://mydata.pacelabs.com)

# TABLE OF CONTENTS

<b>Cp: Cover Page</b>	<b>1</b>
<b>Tc: Table of Contents</b>	<b>2</b>
<b>Ss: Sample Summary</b>	<b>3</b>
<b>Cn: Case Narrative</b>	<b>5</b>
<b>Sr: Sample Results</b>	<b>6</b>
<b>WH-B01 @ 6' L1841538-01</b>	<b>6</b>
<b>WH-W01 @ 5' L1841538-05</b>	<b>8</b>
<b>FL-B01 @ 2' L1841538-06</b>	<b>10</b>
<b>SP-CS01 L1841538-07</b>	<b>12</b>
<b>FL-B05 @ 4' L1841538-08</b>	<b>14</b>
<b>SP-CS02 L1841538-09</b>	<b>16</b>
<b>Qc: Quality Control Summary</b>	<b>18</b>
<b>Wet Chemistry by Method 7199</b>	<b>18</b>
<b>Wet Chemistry by Method 9045D</b>	<b>19</b>
<b>Wet Chemistry by Method 9050AMod</b>	<b>20</b>
<b>Metals (ICP) by Method 6010B-NE493 Ch 2</b>	<b>21</b>
<b>Metals (ICPMS) by Method 6020</b>	<b>22</b>
<b>Volatile Organic Compounds (GC) by Method 8015D/GRO</b>	<b>24</b>
<b>Volatile Organic Compounds (GC/MS) by Method 8260B</b>	<b>27</b>
<b>Semi-Volatile Organic Compounds (GC) by Method 8015M</b>	<b>28</b>
<b>Semi Volatile Organic Compounds (GC/MS) by Method 8270C-SIM</b>	<b>30</b>
<b>Gl: Glossary of Terms</b>	<b>32</b>
<b>Al: Accreditations &amp; Locations</b>	<b>33</b>
<b>Sc: Sample Chain of Custody</b>	<b>34</b>



# SAMPLE SUMMARY

## WH-B01 @ 6' L1841538-01 Solid

Collected by Max Sherwin      Collected date/time 03/28/25 08:30      Received date/time 03/29/25 08:00

Method	Batch	Dilution	Preparation date/time	Analysis date/time	Analyst	Location
Calculated Results	WG2480244	1	04/01/25 23:13	04/01/25 23:13	MAP	Mt. Juliet, TN
Wet Chemistry by Method 7199	WG2480445	1	04/01/25 12:07	04/01/25 19:42	ANW	Mt. Juliet, TN
Wet Chemistry by Method 9045D	WG2481166	1	04/01/25 17:01	04/01/25 18:00	KRB	Mt. Juliet, TN
Wet Chemistry by Method 9050AMod	WG2481170	1	04/01/25 17:05	04/02/25 08:33	BJM	Mt. Juliet, TN
Metals (ICP) by Method 6010B-NE493 Ch 2	WG2480258	1	04/02/25 21:49	04/03/25 16:29	MAP	Mt. Juliet, TN
Metals (ICPMS) by Method 6020	WG2480895	5	04/01/25 16:22	04/02/25 18:53	LD	Mt. Juliet, TN
Volatile Organic Compounds (GC) by Method 8015D/GRO	WG2484266	1	04/01/25 22:38	04/07/25 13:22	DSS	Mt. Juliet, TN
Volatile Organic Compounds (GC/MS) by Method 8260B	WG2481689	1	04/01/25 22:38	04/02/25 17:20	DWR	Mt. Juliet, TN
Semi-Volatile Organic Compounds (GC) by Method 8015M	WG2481837	1	04/03/25 06:18	04/03/25 13:33	SGB	Mt. Juliet, TN
Semi Volatile Organic Compounds (GC/MS) by Method 8270C-SIM	WG2482093	1	04/03/25 06:41	04/03/25 20:08	TKW	Mt. Juliet, TN



## WH-W01 @ 5' L1841538-05 Solid

Collected by Max Sherwin      Collected date/time 03/28/25 08:38      Received date/time 03/29/25 08:00

Method	Batch	Dilution	Preparation date/time	Analysis date/time	Analyst	Location
Calculated Results	WG2480244	1	04/01/25 23:15	04/01/25 23:15	MAP	Mt. Juliet, TN
Wet Chemistry by Method 7199	WG2480445	1	04/01/25 12:07	04/01/25 19:52	ANW	Mt. Juliet, TN
Wet Chemistry by Method 9045D	WG2481166	1	04/01/25 17:01	04/01/25 18:00	KRB	Mt. Juliet, TN
Wet Chemistry by Method 9050AMod	WG2481170	1	04/01/25 17:05	04/02/25 08:33	BJM	Mt. Juliet, TN
Metals (ICP) by Method 6010B-NE493 Ch 2	WG2480258	1	04/02/25 21:49	04/03/25 16:31	MAP	Mt. Juliet, TN
Metals (ICPMS) by Method 6020	WG2480892	5	04/02/25 06:45	04/02/25 23:43	LD	Mt. Juliet, TN
Volatile Organic Compounds (GC) by Method 8015D/GRO	WG2484266	1	04/01/25 22:38	04/07/25 13:45	DSS	Mt. Juliet, TN
Volatile Organic Compounds (GC/MS) by Method 8260B	WG2481689	1	04/01/25 22:38	04/02/25 17:39	DWR	Mt. Juliet, TN
Semi-Volatile Organic Compounds (GC) by Method 8015M	WG2481837	1	04/03/25 06:18	04/03/25 12:35	SGB	Mt. Juliet, TN
Semi Volatile Organic Compounds (GC/MS) by Method 8270C-SIM	WG2482093	1	04/03/25 06:41	04/03/25 20:25	TKW	Mt. Juliet, TN

## FL-B01 @ 2' L1841538-06 Solid

Collected by Max Sherwin      Collected date/time 03/28/25 08:40      Received date/time 03/29/25 08:00

Method	Batch	Dilution	Preparation date/time	Analysis date/time	Analyst	Location
Calculated Results	WG2480244	1	04/01/25 23:17	04/01/25 23:17	MAP	Mt. Juliet, TN
Wet Chemistry by Method 7199	WG2480445	1	04/01/25 12:07	04/01/25 20:11	ANW	Mt. Juliet, TN
Wet Chemistry by Method 9045D	WG2481166	1	04/01/25 17:01	04/01/25 18:00	KRB	Mt. Juliet, TN
Wet Chemistry by Method 9050AMod	WG2481170	1	04/01/25 17:05	04/02/25 08:33	BJM	Mt. Juliet, TN
Metals (ICP) by Method 6010B-NE493 Ch 2	WG2480258	1	04/02/25 21:49	04/03/25 16:33	MAP	Mt. Juliet, TN
Metals (ICPMS) by Method 6020	WG2480895	5	04/01/25 16:22	04/02/25 18:57	LD	Mt. Juliet, TN
Volatile Organic Compounds (GC) by Method 8015D/GRO	WG2483784	1	04/01/25 22:38	04/05/25 14:07	ACG	Mt. Juliet, TN
Volatile Organic Compounds (GC/MS) by Method 8260B	WG2481689	1	04/01/25 22:38	04/02/25 17:57	DWR	Mt. Juliet, TN
Semi-Volatile Organic Compounds (GC) by Method 8015M	WG2481837	1	04/03/25 06:18	04/03/25 13:33	SGB	Mt. Juliet, TN
Semi Volatile Organic Compounds (GC/MS) by Method 8270C-SIM	WG2482093	1	04/03/25 06:41	04/03/25 23:17	TKW	Mt. Juliet, TN

## SP-CS01 L1841538-07 Solid

Collected by Max Sherwin      Collected date/time 03/28/25 08:42      Received date/time 03/29/25 08:00

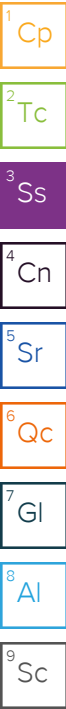
Method	Batch	Dilution	Preparation date/time	Analysis date/time	Analyst	Location
Calculated Results	WG2480244	1	04/01/25 23:19	04/01/25 23:19	MAP	Mt. Juliet, TN
Wet Chemistry by Method 7199	WG2480445	1	04/01/25 12:07	04/01/25 20:21	ANW	Mt. Juliet, TN
Wet Chemistry by Method 9045D	WG2481166	1	04/01/25 17:01	04/01/25 18:00	KRB	Mt. Juliet, TN
Wet Chemistry by Method 9050AMod	WG2481170	1	04/01/25 17:05	04/02/25 08:33	BJM	Mt. Juliet, TN
Metals (ICP) by Method 6010B-NE493 Ch 2	WG2480258	1	04/02/25 21:49	04/03/25 16:34	MAP	Mt. Juliet, TN
Metals (ICPMS) by Method 6020	WG2480895	5	04/01/25 16:22	04/02/25 19:00	LD	Mt. Juliet, TN
Volatile Organic Compounds (GC) by Method 8015D/GRO	WG2485032	25	04/01/25 22:38	04/08/25 09:18	JHH	Mt. Juliet, TN
Volatile Organic Compounds (GC/MS) by Method 8260B	WG2481689	1	04/01/25 22:38	04/02/25 18:16	DWR	Mt. Juliet, TN

# SAMPLE SUMMARY

## SP-CS01 L1841538-07 Solid

Collected by Max Sherwin      Collected date/time 03/28/25 08:42      Received date/time 03/29/25 08:00

Method	Batch	Dilution	Preparation date/time	Analysis date/time	Analyst	Location
Semi-Volatile Organic Compounds (GC) by Method 8015M	WG2481837	1	04/03/25 06:18	04/03/25 13:18	SGB	Mt. Juliet, TN
Semi Volatile Organic Compounds (GC/MS) by Method 8270C-SIM	WG2482093	1	04/03/25 06:41	04/03/25 20:42	TKW	Mt. Juliet, TN



## FL-B05 @ 4' L1841538-08 Solid

Collected by Max Sherwin      Collected date/time 03/28/25 08:50      Received date/time 03/29/25 08:00

Method	Batch	Dilution	Preparation date/time	Analysis date/time	Analyst	Location
Calculated Results	WG2480244	1	04/01/25 23:20	04/01/25 23:20	MAP	Mt. Juliet, TN
Wet Chemistry by Method 7199	WG2480445	1	04/01/25 12:07	04/01/25 20:30	ANW	Mt. Juliet, TN
Wet Chemistry by Method 9045D	WG2481166	1	04/01/25 17:01	04/01/25 18:00	KRB	Mt. Juliet, TN
Wet Chemistry by Method 9050AMod	WG2481170	1	04/01/25 17:05	04/02/25 08:33	BJM	Mt. Juliet, TN
Metals (ICP) by Method 6010B-NE493 Ch 2	WG2480258	1	04/02/25 21:49	04/03/25 16:40	MAP	Mt. Juliet, TN
Metals (ICPMS) by Method 6020	WG2480895	5	04/01/25 16:22	04/02/25 19:12	LD	Mt. Juliet, TN
Volatile Organic Compounds (GC) by Method 8015D/GRO	WG2483784	1	04/01/25 22:38	04/05/25 14:31	ACG	Mt. Juliet, TN
Volatile Organic Compounds (GC/MS) by Method 8260B	WG2481689	1	04/01/25 22:38	04/02/25 18:35	DWR	Mt. Juliet, TN
Semi-Volatile Organic Compounds (GC) by Method 8015M	WG2482084	1	04/03/25 12:45	04/04/25 10:43	KKS	Mt. Juliet, TN
Semi Volatile Organic Compounds (GC/MS) by Method 8270C-SIM	WG2482093	1	04/03/25 06:41	04/03/25 21:00	TKW	Mt. Juliet, TN

## SP-CS02 L1841538-09 Solid

Collected by Max Sherwin      Collected date/time 03/28/25 08:52      Received date/time 03/29/25 08:00

Method	Batch	Dilution	Preparation date/time	Analysis date/time	Analyst	Location
Calculated Results	WG2480244	1	04/01/25 23:26	04/01/25 23:26	MAP	Mt. Juliet, TN
Wet Chemistry by Method 7199	WG2480445	1	04/01/25 12:07	04/01/25 20:40	ANW	Mt. Juliet, TN
Wet Chemistry by Method 9045D	WG2481166	1	04/01/25 17:01	04/01/25 18:00	KRB	Mt. Juliet, TN
Wet Chemistry by Method 9050AMod	WG2481170	1	04/01/25 17:05	04/02/25 08:33	BJM	Mt. Juliet, TN
Metals (ICP) by Method 6010B-NE493 Ch 2	WG2480258	1	04/02/25 21:49	04/03/25 16:41	MAP	Mt. Juliet, TN
Metals (ICPMS) by Method 6020	WG2480895	5	04/01/25 16:22	04/02/25 19:16	LD	Mt. Juliet, TN
Volatile Organic Compounds (GC) by Method 8015D/GRO	WG2483784	1	04/01/25 22:38	04/05/25 14:55	ACG	Mt. Juliet, TN
Volatile Organic Compounds (GC/MS) by Method 8260B	WG2481689	1	04/01/25 22:38	04/02/25 18:54	DWR	Mt. Juliet, TN
Semi-Volatile Organic Compounds (GC) by Method 8015M	WG2482084	1	04/03/25 12:45	04/04/25 10:30	KKS	Mt. Juliet, TN
Semi Volatile Organic Compounds (GC/MS) by Method 8270C-SIM	WG2482093	1	04/03/25 06:41	04/03/25 21:17	TKW	Mt. Juliet, TN

# CASE NARRATIVE

All sample aliquots were received at the correct temperature, in the proper containers, with the appropriate preservatives, and within method specified holding times, unless qualified or notated within the report. Where applicable, all MDL (LOD) and RDL (LOQ) values reported for environmental samples have been corrected for the dilution factor used in the analysis. All Method and Batch Quality Control are within established criteria except where addressed in this case narrative, a non-conformance form or properly qualified within the sample results. By my digital signature below, I affirm to the best of my knowledge, all problems/anomalies observed by the laboratory as having the potential to affect the quality of the data have been identified by the laboratory, and no information or data have been knowingly withheld that would affect the quality of the data.



Chris Ward  
Project Manager

- <sup>1</sup> Cp
- <sup>2</sup> Tc
- <sup>3</sup> Ss
- <sup>4</sup> Cn
- <sup>5</sup> Sr
- <sup>6</sup> Qc
- <sup>7</sup> Gl
- <sup>8</sup> Al
- <sup>9</sup> Sc

Calculated Results

Analyte	Result	Qualifier	Dilution	Analysis date / time	Batch
Sodium Adsorption Ratio	0.702		1	04/01/2025 23:13	WG2480244

Wet Chemistry by Method 7199

Analyte	Result mg/kg	Qualifier	MDL mg/kg	RDL mg/kg	Dilution	Analysis date / time	Batch
Hexavalent Chromium	0.535	J	0.379	1.00	1	04/01/2025 19:42	<a href="#">WG2480445</a>

Wet Chemistry by Method 9045D

Analyte	Result su	Qualifier	Dilution	Analysis date / time	Batch
pH	11.2	T8	1	04/01/2025 18:00	<a href="#">WG2481166</a>

Sample Narrative:

L1841538-01 WG2481166: 11.24 at 21.2C

Wet Chemistry by Method 9050AMod

Analyte	Result	Units	Qualifier	RDL	Dilution	Analysis date / time	Batch
Specific Conductance	1210	umhos/cm		10.0	1	04/02/2025 08:33	<a href="#">WG2481170</a>

Sample Narrative:

L1841538-01 WG2481170: at 25C

Metals (ICP) by Method 6010B-NE493 Ch 2

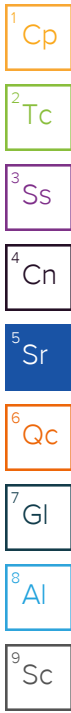
Analyte	Result mg/l	Qualifier	MDL mg/l	RDL mg/l	Dilution	Analysis date / time	Batch
Hot Water Sol. Boron	0.193	J	0.0167	0.200	1	04/03/2025 16:29	<a href="#">WG2480258</a>

Metals (ICPMS) by Method 6020

Analyte	Result mg/kg	Qualifier	MDL mg/kg	RDL mg/kg	Dilution	Analysis date / time	Batch
Arsenic	4.96		0.100	1.00	5	04/02/2025 18:53	<a href="#">WG2480895</a>
Barium	881		0.152	2.50	5	04/02/2025 18:53	<a href="#">WG2480895</a>
Cadmium	0.339	J	0.0855	1.00	5	04/02/2025 18:53	<a href="#">WG2480895</a>
Copper	15.0		0.132	5.00	5	04/02/2025 18:53	<a href="#">WG2480895</a>
Lead	56.8		0.0990	2.00	5	04/02/2025 18:53	<a href="#">WG2480895</a>
Nickel	12.0		0.197	2.50	5	04/02/2025 18:53	<a href="#">WG2480895</a>
Selenium	0.559	J	0.180	2.50	5	04/02/2025 18:53	<a href="#">WG2480895</a>
Silver	ND		0.0865	0.500	5	04/02/2025 18:53	<a href="#">WG2480895</a>
Zinc	80.5		0.740	25.0	5	04/02/2025 18:53	<a href="#">WG2480895</a>

Volatile Organic Compounds (GC) by Method 8015D/GRO

Analyte	Result mg/kg	Qualifier	MDL mg/kg	RDL mg/kg	Dilution	Analysis date / time	Batch
TPH (GC/FID) Low Fraction	0.0378	J	0.0217	0.100	1	04/07/2025 13:22	<a href="#">WG2484266</a>
(S) a,a,a-Trifluorotoluene(FID)	97.4			77.0-120		04/07/2025 13:22	<a href="#">WG2484266</a>



Volatile Organic Compounds (GC/MS) by Method 8260B

Analyte	Result mg/kg	Qualifier	MDL mg/kg	RDL mg/kg	Dilution	Analysis date / time	Batch
Benzene	ND		0.000467	0.00100	1	04/02/2025 17:20	<a href="#">WG2481689</a>
Toluene	0.00345	JJ3	0.00130	0.00500	1	04/02/2025 17:20	<a href="#">WG2481689</a>
Ethylbenzene	ND		0.000737	0.00250	1	04/02/2025 17:20	<a href="#">WG2481689</a>
Xylenes, Total	ND		0.000880	0.00650	1	04/02/2025 17:20	<a href="#">WG2481689</a>
1,2,4-Trimethylbenzene	ND	J3	0.00158	0.00500	1	04/02/2025 17:20	<a href="#">WG2481689</a>
1,3,5-Trimethylbenzene	ND	J3	0.00200	0.00500	1	04/02/2025 17:20	<a href="#">WG2481689</a>
(S) Toluene-d8	111			75.0-131		04/02/2025 17:20	<a href="#">WG2481689</a>
(S) 4-Bromofluorobenzene	88.4			67.0-138		04/02/2025 17:20	<a href="#">WG2481689</a>
(S) 1,2-Dichloroethane-d4	84.6			70.0-130		04/02/2025 17:20	<a href="#">WG2481689</a>

1 Cp  
2 Tc  
3 Ss  
4 Cn  
5 Sr  
6 Qc  
7 Gl  
8 Al  
9 Sc

Semi-Volatile Organic Compounds (GC) by Method 8015M

Analyte	Result mg/kg	Qualifier	MDL mg/kg	RDL mg/kg	Dilution	Analysis date / time	Batch
C10-C28 Diesel Range	49.3		1.61	4.00	1	04/03/2025 13:33	<a href="#">WG2481837</a>
C28-C36 Motor Oil Range	114		0.274	4.00	1	04/03/2025 13:33	<a href="#">WG2481837</a>
(S) o-Terphenyl	61.8			18.0-148		04/03/2025 13:33	<a href="#">WG2481837</a>

Semi Volatile Organic Compounds (GC/MS) by Method 8270C-SIM

Analyte	Result mg/kg	Qualifier	MDL mg/kg	RDL mg/kg	Dilution	Analysis date / time	Batch
Acenaphthene	ND		0.00209	0.00600	1	04/03/2025 20:08	<a href="#">WG2482093</a>
Anthracene	ND		0.00230	0.00600	1	04/03/2025 20:08	<a href="#">WG2482093</a>
Benzo(a)anthracene	ND		0.00173	0.00600	1	04/03/2025 20:08	<a href="#">WG2482093</a>
Benzo(b)fluoranthene	ND		0.00153	0.00600	1	04/03/2025 20:08	<a href="#">WG2482093</a>
Benzo(k)fluoranthene	ND		0.00215	0.00600	1	04/03/2025 20:08	<a href="#">WG2482093</a>
Benzo(a)pyrene	ND		0.00179	0.00600	1	04/03/2025 20:08	<a href="#">WG2482093</a>
Chrysene	ND		0.00232	0.00600	1	04/03/2025 20:08	<a href="#">WG2482093</a>
Dibenz(a,h)anthracene	ND		0.00172	0.00600	1	04/03/2025 20:08	<a href="#">WG2482093</a>
Fluoranthene	ND		0.00227	0.00600	1	04/03/2025 20:08	<a href="#">WG2482093</a>
Fluorene	ND		0.00205	0.00600	1	04/03/2025 20:08	<a href="#">WG2482093</a>
Indeno(1,2,3-cd)pyrene	ND		0.00181	0.00600	1	04/03/2025 20:08	<a href="#">WG2482093</a>
1-Methylnaphthalene	ND		0.00449	0.0200	1	04/03/2025 20:08	<a href="#">WG2482093</a>
2-Methylnaphthalene	ND		0.00427	0.0200	1	04/03/2025 20:08	<a href="#">WG2482093</a>
Naphthalene	ND		0.00408	0.0200	1	04/03/2025 20:08	<a href="#">WG2482093</a>
Pyrene	ND		0.00200	0.00600	1	04/03/2025 20:08	<a href="#">WG2482093</a>
(S) p-Terphenyl-d14	69.3			23.0-120		04/03/2025 20:08	<a href="#">WG2482093</a>
(S) Nitrobenzene-d5	79.7			14.0-149		04/03/2025 20:08	<a href="#">WG2482093</a>
(S) 2-Fluorobiphenyl	69.4			34.0-125		04/03/2025 20:08	<a href="#">WG2482093</a>

Calculated Results

Analyte	Result	Qualifier	Dilution	Analysis date / time	Batch
Sodium Adsorption Ratio	1.03		1	04/01/2025 23:15	WG2480244

Wet Chemistry by Method 7199

Analyte	Result mg/kg	Qualifier	MDL mg/kg	RDL mg/kg	Dilution	Analysis date / time	Batch
Hexavalent Chromium	ND		0.379	1.00	1	04/01/2025 19:52	<a href="#">WG2480445</a>

Wet Chemistry by Method 9045D

Analyte	Result su	Qualifier	Dilution	Analysis date / time	Batch
pH	8.25	<u>T8</u>	1	04/01/2025 18:00	<a href="#">WG2481166</a>

Sample Narrative:

L1841538-05 WG2481166: 8.25 at 21.3C

Wet Chemistry by Method 9050AMod

Analyte	Result	Units	Qualifier	RDL	Dilution	Analysis date / time	Batch
Specific Conductance	530	umhos/cm		10.0	1	04/02/2025 08:33	<a href="#">WG2481170</a>

Sample Narrative:

L1841538-05 WG2481170: at 25C

Metals (ICP) by Method 6010B-NE493 Ch 2

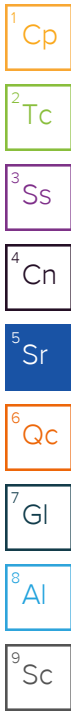
Analyte	Result mg/l	Qualifier	MDL mg/l	RDL mg/l	Dilution	Analysis date / time	Batch
Hot Water Sol. Boron	0.287		0.0167	0.200	1	04/03/2025 16:31	<a href="#">WG2480258</a>

Metals (ICPMS) by Method 6020

Analyte	Result mg/kg	Qualifier	MDL mg/kg	RDL mg/kg	Dilution	Analysis date / time	Batch
Arsenic	6.75		0.100	1.00	5	04/02/2025 23:43	<a href="#">WG2480892</a>
Barium	418	<u>V</u>	0.152	2.50	5	04/02/2025 23:43	<a href="#">WG2480892</a>
Cadmium	0.193	<u>J</u>	0.0855	1.00	5	04/02/2025 23:43	<a href="#">WG2480892</a>
Copper	13.3		0.132	5.00	5	04/02/2025 23:43	<a href="#">WG2480892</a>
Lead	18.2		0.0990	2.00	5	04/02/2025 23:43	<a href="#">WG2480892</a>
Nickel	14.8		0.197	2.50	5	04/02/2025 23:43	<a href="#">WG2480892</a>
Selenium	0.832	<u>J</u>	0.180	2.50	5	04/02/2025 23:43	<a href="#">WG2480892</a>
Silver	ND		0.0865	0.500	5	04/02/2025 23:43	<a href="#">WG2480892</a>
Zinc	53.9	<u>O1</u>	0.740	25.0	5	04/02/2025 23:43	<a href="#">WG2480892</a>

Volatile Organic Compounds (GC) by Method 8015D/GRO

Analyte	Result mg/kg	Qualifier	MDL mg/kg	RDL mg/kg	Dilution	Analysis date / time	Batch
TPH (GC/FID) Low Fraction	0.356		0.0217	0.100	1	04/07/2025 13:45	<a href="#">WG2484266</a>
(S) a,a,a-Trifluorotoluene(FID)	98.1			77.0-120		04/07/2025 13:45	<a href="#">WG2484266</a>



Volatile Organic Compounds (GC/MS) by Method 8260B

Analyte	Result mg/kg	Qualifier	MDL mg/kg	RDL mg/kg	Dilution	Analysis date / time	Batch
Benzene	ND		0.000467	0.00100	1	04/02/2025 17:39	<a href="#">WG2481689</a>
Toluene	0.00403	<u>JJ3</u>	0.00130	0.00500	1	04/02/2025 17:39	<a href="#">WG2481689</a>
Ethylbenzene	ND		0.000737	0.00250	1	04/02/2025 17:39	<a href="#">WG2481689</a>
Xylenes, Total	0.00630	<u>J</u>	0.000880	0.00650	1	04/02/2025 17:39	<a href="#">WG2481689</a>
1,2,4-Trimethylbenzene	0.00430	<u>JJ3</u>	0.00158	0.00500	1	04/02/2025 17:39	<a href="#">WG2481689</a>
1,3,5-Trimethylbenzene	0.0146	<u>J3</u>	0.00200	0.00500	1	04/02/2025 17:39	<a href="#">WG2481689</a>
(S) Toluene-d8	110			75.0-131		04/02/2025 17:39	<a href="#">WG2481689</a>
(S) 4-Bromofluorobenzene	92.0			67.0-138		04/02/2025 17:39	<a href="#">WG2481689</a>
(S) 1,2-Dichloroethane-d4	84.7			70.0-130		04/02/2025 17:39	<a href="#">WG2481689</a>

Semi-Volatile Organic Compounds (GC) by Method 8015M

Analyte	Result mg/kg	Qualifier	MDL mg/kg	RDL mg/kg	Dilution	Analysis date / time	Batch
C10-C28 Diesel Range	16.9		1.61	4.00	1	04/03/2025 12:35	<a href="#">WG2481837</a>
C28-C36 Motor Oil Range	29.1		0.274	4.00	1	04/03/2025 12:35	<a href="#">WG2481837</a>
(S) o-Terphenyl	53.3			18.0-148		04/03/2025 12:35	<a href="#">WG2481837</a>

Semi Volatile Organic Compounds (GC/MS) by Method 8270C-SIM

Analyte	Result mg/kg	Qualifier	MDL mg/kg	RDL mg/kg	Dilution	Analysis date / time	Batch
Acenaphthene	ND		0.00209	0.00600	1	04/03/2025 20:25	<a href="#">WG2482093</a>
Anthracene	ND		0.00230	0.00600	1	04/03/2025 20:25	<a href="#">WG2482093</a>
Benzo(a)anthracene	ND		0.00173	0.00600	1	04/03/2025 20:25	<a href="#">WG2482093</a>
Benzo(b)fluoranthene	ND		0.00153	0.00600	1	04/03/2025 20:25	<a href="#">WG2482093</a>
Benzo(k)fluoranthene	ND		0.00215	0.00600	1	04/03/2025 20:25	<a href="#">WG2482093</a>
Benzo(a)pyrene	ND		0.00179	0.00600	1	04/03/2025 20:25	<a href="#">WG2482093</a>
Chrysene	ND		0.00232	0.00600	1	04/03/2025 20:25	<a href="#">WG2482093</a>
Dibenz(a,h)anthracene	ND		0.00172	0.00600	1	04/03/2025 20:25	<a href="#">WG2482093</a>
Fluoranthene	0.00414	<u>J</u>	0.00227	0.00600	1	04/03/2025 20:25	<a href="#">WG2482093</a>
Fluorene	ND		0.00205	0.00600	1	04/03/2025 20:25	<a href="#">WG2482093</a>
Indeno(1,2,3-cd)pyrene	ND		0.00181	0.00600	1	04/03/2025 20:25	<a href="#">WG2482093</a>
1-Methylnaphthalene	ND		0.00449	0.0200	1	04/03/2025 20:25	<a href="#">WG2482093</a>
2-Methylnaphthalene	ND		0.00427	0.0200	1	04/03/2025 20:25	<a href="#">WG2482093</a>
Naphthalene	ND		0.00408	0.0200	1	04/03/2025 20:25	<a href="#">WG2482093</a>
Pyrene	0.00367	<u>J</u>	0.00200	0.00600	1	04/03/2025 20:25	<a href="#">WG2482093</a>
(S) p-Terphenyl-d14	71.5			23.0-120		04/03/2025 20:25	<a href="#">WG2482093</a>
(S) Nitrobenzene-d5	88.3			14.0-149		04/03/2025 20:25	<a href="#">WG2482093</a>
(S) 2-Fluorobiphenyl	72.8			34.0-125		04/03/2025 20:25	<a href="#">WG2482093</a>

1 Cp

2 Tc

3 Ss

4 Cn

5 Sr

6 Qc

7 Gl

8 Al

9 Sc

Calculated Results

Analyte	Result	Qualifier	Dilution	Analysis date / time	Batch
Sodium Adsorption Ratio	0.876		1	04/01/2025 23:17	WG2480244

Wet Chemistry by Method 7199

Analyte	Result mg/kg	Qualifier	MDL mg/kg	RDL mg/kg	Dilution	Analysis date / time	Batch
Hexavalent Chromium	0.407	J	0.379	1.00	1	04/01/2025 20:11	<a href="#">WG2480445</a>

Wet Chemistry by Method 9045D

Analyte	Result su	Qualifier	Dilution	Analysis date / time	Batch
pH	8.12	T8	1	04/01/2025 18:00	<a href="#">WG2481166</a>

Sample Narrative:

L1841538-06 WG2481166: 8.12 at 21C

Wet Chemistry by Method 9050AMod

Analyte	Result	Units	Qualifier	RDL	Dilution	Analysis date / time	Batch
Specific Conductance	623	umhos/cm		10.0	1	04/02/2025 08:33	<a href="#">WG2481170</a>

Sample Narrative:

L1841538-06 WG2481170: at 25C

Metals (ICP) by Method 6010B-NE493 Ch 2

Analyte	Result mg/l	Qualifier	MDL mg/l	RDL mg/l	Dilution	Analysis date / time	Batch
Hot Water Sol. Boron	0.388		0.0167	0.200	1	04/03/2025 16:33	<a href="#">WG2480258</a>

Metals (ICPMS) by Method 6020

Analyte	Result mg/kg	Qualifier	MDL mg/kg	RDL mg/kg	Dilution	Analysis date / time	Batch
Arsenic	4.07		0.100	1.00	5	04/02/2025 18:57	<a href="#">WG2480895</a>
Barium	301		0.152	2.50	5	04/02/2025 18:57	<a href="#">WG2480895</a>
Cadmium	0.239	J	0.0855	1.00	5	04/02/2025 18:57	<a href="#">WG2480895</a>
Copper	15.4		0.132	5.00	5	04/02/2025 18:57	<a href="#">WG2480895</a>
Lead	14.3		0.0990	2.00	5	04/02/2025 18:57	<a href="#">WG2480895</a>
Nickel	16.0		0.197	2.50	5	04/02/2025 18:57	<a href="#">WG2480895</a>
Selenium	0.840	J	0.180	2.50	5	04/02/2025 18:57	<a href="#">WG2480895</a>
Silver	ND		0.0865	0.500	5	04/02/2025 18:57	<a href="#">WG2480895</a>
Zinc	57.5		0.740	25.0	5	04/02/2025 18:57	<a href="#">WG2480895</a>

Volatile Organic Compounds (GC) by Method 8015D/GRO

Analyte	Result mg/kg	Qualifier	MDL mg/kg	RDL mg/kg	Dilution	Analysis date / time	Batch
TPH (GC/FID) Low Fraction	0.0349	B J	0.0217	0.100	1	04/05/2025 14:07	<a href="#">WG2483784</a>
(S) a,a,a-Trifluorotoluene(FID)	97.9			77.0-120		04/05/2025 14:07	<a href="#">WG2483784</a>



Volatile Organic Compounds (GC/MS) by Method 8260B

Analyte	Result mg/kg	Qualifier	MDL mg/kg	RDL mg/kg	Dilution	Analysis date / time	Batch
Benzene	ND		0.000467	0.00100	1	04/02/2025 17:57	<a href="#">WG2481689</a>
Toluene	0.00320	JJ3	0.00130	0.00500	1	04/02/2025 17:57	<a href="#">WG2481689</a>
Ethylbenzene	ND		0.000737	0.00250	1	04/02/2025 17:57	<a href="#">WG2481689</a>
Xylenes, Total	ND		0.000880	0.00650	1	04/02/2025 17:57	<a href="#">WG2481689</a>
1,2,4-Trimethylbenzene	ND	J3	0.00158	0.00500	1	04/02/2025 17:57	<a href="#">WG2481689</a>
1,3,5-Trimethylbenzene	ND	J3	0.00200	0.00500	1	04/02/2025 17:57	<a href="#">WG2481689</a>
(S) Toluene-d8	115			75.0-131		04/02/2025 17:57	<a href="#">WG2481689</a>
(S) 4-Bromofluorobenzene	92.3			67.0-138		04/02/2025 17:57	<a href="#">WG2481689</a>
(S) 1,2-Dichloroethane-d4	86.3			70.0-130		04/02/2025 17:57	<a href="#">WG2481689</a>

Semi-Volatile Organic Compounds (GC) by Method 8015M

Analyte	Result mg/kg	Qualifier	MDL mg/kg	RDL mg/kg	Dilution	Analysis date / time	Batch
C10-C28 Diesel Range	33.1		1.61	4.00	1	04/03/2025 13:33	<a href="#">WG2481837</a>
C28-C36 Motor Oil Range	86.4		0.274	4.00	1	04/03/2025 13:33	<a href="#">WG2481837</a>
(S) o-Terphenyl	58.4			18.0-148		04/03/2025 13:33	<a href="#">WG2481837</a>

Semi Volatile Organic Compounds (GC/MS) by Method 8270C-SIM

Analyte	Result mg/kg	Qualifier	MDL mg/kg	RDL mg/kg	Dilution	Analysis date / time	Batch
Acenaphthene	ND	J3	0.00209	0.00600	1	04/03/2025 23:17	<a href="#">WG2482093</a>
Anthracene	ND	J3	0.00230	0.00600	1	04/03/2025 23:17	<a href="#">WG2482093</a>
Benzo(a)anthracene	ND		0.00173	0.00600	1	04/03/2025 23:17	<a href="#">WG2482093</a>
Benzo(b)fluoranthene	ND		0.00153	0.00600	1	04/03/2025 23:17	<a href="#">WG2482093</a>
Benzo(k)fluoranthene	ND		0.00215	0.00600	1	04/03/2025 23:17	<a href="#">WG2482093</a>
Benzo(a)pyrene	ND		0.00179	0.00600	1	04/03/2025 23:17	<a href="#">WG2482093</a>
Chrysene	ND		0.00232	0.00600	1	04/03/2025 23:17	<a href="#">WG2482093</a>
Dibenz(a,h)anthracene	ND		0.00172	0.00600	1	04/03/2025 23:17	<a href="#">WG2482093</a>
Fluoranthene	ND		0.00227	0.00600	1	04/03/2025 23:17	<a href="#">WG2482093</a>
Fluorene	ND	J3	0.00205	0.00600	1	04/03/2025 23:17	<a href="#">WG2482093</a>
Indeno(1,2,3-cd)pyrene	ND		0.00181	0.00600	1	04/03/2025 23:17	<a href="#">WG2482093</a>
1-Methylnaphthalene	ND		0.00449	0.0200	1	04/03/2025 23:17	<a href="#">WG2482093</a>
2-Methylnaphthalene	ND	J3	0.00427	0.0200	1	04/03/2025 23:17	<a href="#">WG2482093</a>
Naphthalene	ND		0.00408	0.0200	1	04/03/2025 23:17	<a href="#">WG2482093</a>
Pyrene	ND		0.00200	0.00600	1	04/03/2025 23:17	<a href="#">WG2482093</a>
(S) p-Terphenyl-d14	72.5			23.0-120		04/03/2025 23:17	<a href="#">WG2482093</a>
(S) Nitrobenzene-d5	90.0			14.0-149		04/03/2025 23:17	<a href="#">WG2482093</a>
(S) 2-Fluorobiphenyl	75.6			34.0-125		04/03/2025 23:17	<a href="#">WG2482093</a>

1 Cp

2 Tc

3 Ss

4 Cn

5 Sr

6 Qc

7 Gl

8 Al

9 Sc

Calculated Results

Analyte	Result	Qualifier	Dilution	Analysis date / time	Batch
Sodium Adsorption Ratio	0.807		1	04/01/2025 23:19	WG2480244

Wet Chemistry by Method 7199

Analyte	Result mg/kg	Qualifier	MDL mg/kg	RDL mg/kg	Dilution	Analysis date / time	Batch
Hexavalent Chromium	ND		0.379	1.00	1	04/01/2025 20:21	<a href="#">WG2480445</a>

Wet Chemistry by Method 9045D

Analyte	Result su	Qualifier	Dilution	Analysis date / time	Batch
pH	8.13	<u>T8</u>	1	04/01/2025 18:00	<a href="#">WG2481166</a>

Sample Narrative:

L1841538-07 WG2481166: 8.13 at 21C

Wet Chemistry by Method 9050AMod

Analyte	Result	Units	Qualifier	RDL	Dilution	Analysis date / time	Batch
Specific Conductance	489	umhos/cm		10.0	1	04/02/2025 08:33	<a href="#">WG2481170</a>

Sample Narrative:

L1841538-07 WG2481170: at 25C

Metals (ICP) by Method 6010B-NE493 Ch 2

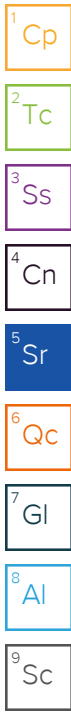
Analyte	Result mg/l	Qualifier	MDL mg/l	RDL mg/l	Dilution	Analysis date / time	Batch
Hot Water Sol. Boron	0.272		0.0167	0.200	1	04/03/2025 16:34	<a href="#">WG2480258</a>

Metals (ICPMS) by Method 6020

Analyte	Result mg/kg	Qualifier	MDL mg/kg	RDL mg/kg	Dilution	Analysis date / time	Batch
Arsenic	6.84		0.100	1.00	5	04/02/2025 19:00	<a href="#">WG2480895</a>
Barium	441		0.152	2.50	5	04/02/2025 19:00	<a href="#">WG2480895</a>
Cadmium	0.221	<u>J</u>	0.0855	1.00	5	04/02/2025 19:00	<a href="#">WG2480895</a>
Copper	16.1		0.132	5.00	5	04/02/2025 19:00	<a href="#">WG2480895</a>
Lead	25.2		0.0990	2.00	5	04/02/2025 19:00	<a href="#">WG2480895</a>
Nickel	16.4		0.197	2.50	5	04/02/2025 19:00	<a href="#">WG2480895</a>
Selenium	0.874	<u>J</u>	0.180	2.50	5	04/02/2025 19:00	<a href="#">WG2480895</a>
Silver	ND		0.0865	0.500	5	04/02/2025 19:00	<a href="#">WG2480895</a>
Zinc	60.4		0.740	25.0	5	04/02/2025 19:00	<a href="#">WG2480895</a>

Volatile Organic Compounds (GC) by Method 8015D/GRO

Analyte	Result mg/kg	Qualifier	MDL mg/kg	RDL mg/kg	Dilution	Analysis date / time	Batch
TPH (GC/FID) Low Fraction	0.801	<u>B J</u>	0.543	2.50	25	04/08/2025 09:18	<a href="#">WG2485032</a>
(S) a,a,a-Trifluorotoluene(FID)	99.4			77.0-120		04/08/2025 09:18	<a href="#">WG2485032</a>



Volatile Organic Compounds (GC/MS) by Method 8260B

Analyte	Result mg/kg	Qualifier	MDL mg/kg	RDL mg/kg	Dilution	Analysis date / time	Batch
Benzene	ND		0.000467	0.00100	1	04/02/2025 18:16	<a href="#">WG2481689</a>
Toluene	0.00288	JJ3	0.00130	0.00500	1	04/02/2025 18:16	<a href="#">WG2481689</a>
Ethylbenzene	ND		0.000737	0.00250	1	04/02/2025 18:16	<a href="#">WG2481689</a>
Xylenes, Total	ND		0.000880	0.00650	1	04/02/2025 18:16	<a href="#">WG2481689</a>
1,2,4-Trimethylbenzene	ND	J3	0.00158	0.00500	1	04/02/2025 18:16	<a href="#">WG2481689</a>
1,3,5-Trimethylbenzene	ND	J3	0.00200	0.00500	1	04/02/2025 18:16	<a href="#">WG2481689</a>
(S) Toluene-d8	110			75.0-131		04/02/2025 18:16	<a href="#">WG2481689</a>
(S) 4-Bromofluorobenzene	91.1			67.0-138		04/02/2025 18:16	<a href="#">WG2481689</a>
(S) 1,2-Dichloroethane-d4	85.5			70.0-130		04/02/2025 18:16	<a href="#">WG2481689</a>

Semi-Volatile Organic Compounds (GC) by Method 8015M

Analyte	Result mg/kg	Qualifier	MDL mg/kg	RDL mg/kg	Dilution	Analysis date / time	Batch
C10-C28 Diesel Range	24.7		1.61	4.00	1	04/03/2025 13:18	<a href="#">WG2481837</a>
C28-C36 Motor Oil Range	45.3		0.274	4.00	1	04/03/2025 13:18	<a href="#">WG2481837</a>
(S) o-Terphenyl	69.3			18.0-148		04/03/2025 13:18	<a href="#">WG2481837</a>

Semi Volatile Organic Compounds (GC/MS) by Method 8270C-SIM

Analyte	Result mg/kg	Qualifier	MDL mg/kg	RDL mg/kg	Dilution	Analysis date / time	Batch
Acenaphthene	ND		0.00209	0.00600	1	04/03/2025 20:42	<a href="#">WG2482093</a>
Anthracene	ND		0.00230	0.00600	1	04/03/2025 20:42	<a href="#">WG2482093</a>
Benzo(a)anthracene	ND		0.00173	0.00600	1	04/03/2025 20:42	<a href="#">WG2482093</a>
Benzo(b)fluoranthene	ND		0.00153	0.00600	1	04/03/2025 20:42	<a href="#">WG2482093</a>
Benzo(k)fluoranthene	ND		0.00215	0.00600	1	04/03/2025 20:42	<a href="#">WG2482093</a>
Benzo(a)pyrene	ND		0.00179	0.00600	1	04/03/2025 20:42	<a href="#">WG2482093</a>
Chrysene	ND		0.00232	0.00600	1	04/03/2025 20:42	<a href="#">WG2482093</a>
Dibenz(a,h)anthracene	ND		0.00172	0.00600	1	04/03/2025 20:42	<a href="#">WG2482093</a>
Fluoranthene	ND		0.00227	0.00600	1	04/03/2025 20:42	<a href="#">WG2482093</a>
Fluorene	ND		0.00205	0.00600	1	04/03/2025 20:42	<a href="#">WG2482093</a>
Indeno(1,2,3-cd)pyrene	ND		0.00181	0.00600	1	04/03/2025 20:42	<a href="#">WG2482093</a>
1-Methylnaphthalene	ND		0.00449	0.0200	1	04/03/2025 20:42	<a href="#">WG2482093</a>
2-Methylnaphthalene	ND		0.00427	0.0200	1	04/03/2025 20:42	<a href="#">WG2482093</a>
Naphthalene	ND		0.00408	0.0200	1	04/03/2025 20:42	<a href="#">WG2482093</a>
Pyrene	ND		0.00200	0.00600	1	04/03/2025 20:42	<a href="#">WG2482093</a>
(S) p-Terphenyl-d14	65.6			23.0-120		04/03/2025 20:42	<a href="#">WG2482093</a>
(S) Nitrobenzene-d5	80.3			14.0-149		04/03/2025 20:42	<a href="#">WG2482093</a>
(S) 2-Fluorobiphenyl	66.1			34.0-125		04/03/2025 20:42	<a href="#">WG2482093</a>

1 Cp

2 Tc

3 Ss

4 Cn

5 Sr

6 Qc

7 Gl

8 Al

9 Sc

Calculated Results

Analyte	Result	Qualifier	Dilution	Analysis date / time	Batch
Sodium Adsorption Ratio	0.403		1	04/01/2025 23:20	WG2480244

Wet Chemistry by Method 7199

Analyte	Result mg/kg	Qualifier	MDL mg/kg	RDL mg/kg	Dilution	Analysis date / time	Batch
Hexavalent Chromium	ND		0.379	1.00	1	04/01/2025 20:30	<a href="#">WG2480445</a>

Wet Chemistry by Method 9045D

Analyte	Result su	Qualifier	Dilution	Analysis date / time	Batch
pH	8.28	<u>T8</u>	1	04/01/2025 18:00	<a href="#">WG2481166</a>

Sample Narrative:

L1841538-08 WG2481166: 8.28 at 20.8C

Wet Chemistry by Method 9050AMod

Analyte	Result	Units	Qualifier	RDL	Dilution	Analysis date / time	Batch
Specific Conductance	188	umhos/cm		10.0	1	04/02/2025 08:33	<a href="#">WG2481170</a>

Sample Narrative:

L1841538-08 WG2481170: at 25C

Metals (ICP) by Method 6010B-NE493 Ch 2

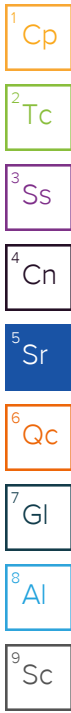
Analyte	Result mg/l	Qualifier	MDL mg/l	RDL mg/l	Dilution	Analysis date / time	Batch
Hot Water Sol. Boron	0.239		0.0167	0.200	1	04/03/2025 16:40	<a href="#">WG2480258</a>

Metals (ICPMS) by Method 6020

Analyte	Result mg/kg	Qualifier	MDL mg/kg	RDL mg/kg	Dilution	Analysis date / time	Batch
Arsenic	5.28		0.100	1.00	5	04/02/2025 19:12	<a href="#">WG2480895</a>
Barium	144		0.152	2.50	5	04/02/2025 19:12	<a href="#">WG2480895</a>
Cadmium	0.303	<u>J</u>	0.0855	1.00	5	04/02/2025 19:12	<a href="#">WG2480895</a>
Copper	13.1		0.132	5.00	5	04/02/2025 19:12	<a href="#">WG2480895</a>
Lead	14.5		0.0990	2.00	5	04/02/2025 19:12	<a href="#">WG2480895</a>
Nickel	14.6		0.197	2.50	5	04/02/2025 19:12	<a href="#">WG2480895</a>
Selenium	0.780	<u>J</u>	0.180	2.50	5	04/02/2025 19:12	<a href="#">WG2480895</a>
Silver	ND		0.0865	0.500	5	04/02/2025 19:12	<a href="#">WG2480895</a>
Zinc	51.6		0.740	25.0	5	04/02/2025 19:12	<a href="#">WG2480895</a>

Volatile Organic Compounds (GC) by Method 8015D/GRO

Analyte	Result mg/kg	Qualifier	MDL mg/kg	RDL mg/kg	Dilution	Analysis date / time	Batch
TPH (GC/FID) Low Fraction	0.0463	<u>B J</u>	0.0217	0.100	1	04/05/2025 14:31	<a href="#">WG2483784</a>
(S) a,a,a-Trifluorotoluene(FID)	97.5			77.0-120		04/05/2025 14:31	<a href="#">WG2483784</a>



Volatile Organic Compounds (GC/MS) by Method 8260B

Analyte	Result mg/kg	Qualifier	MDL mg/kg	RDL mg/kg	Dilution	Analysis date / time	Batch
Benzene	ND		0.000467	0.00100	1	04/02/2025 18:35	<a href="#">WG2481689</a>
Toluene	0.00347	JJ3	0.00130	0.00500	1	04/02/2025 18:35	<a href="#">WG2481689</a>
Ethylbenzene	ND		0.000737	0.00250	1	04/02/2025 18:35	<a href="#">WG2481689</a>
Xylenes, Total	ND		0.000880	0.00650	1	04/02/2025 18:35	<a href="#">WG2481689</a>
1,2,4-Trimethylbenzene	ND	J3	0.00158	0.00500	1	04/02/2025 18:35	<a href="#">WG2481689</a>
1,3,5-Trimethylbenzene	ND	J3	0.00200	0.00500	1	04/02/2025 18:35	<a href="#">WG2481689</a>
(S) Toluene-d8	110			75.0-131		04/02/2025 18:35	<a href="#">WG2481689</a>
(S) 4-Bromofluorobenzene	90.6			67.0-138		04/02/2025 18:35	<a href="#">WG2481689</a>
(S) 1,2-Dichloroethane-d4	84.3			70.0-130		04/02/2025 18:35	<a href="#">WG2481689</a>

Semi-Volatile Organic Compounds (GC) by Method 8015M

Analyte	Result mg/kg	Qualifier	MDL mg/kg	RDL mg/kg	Dilution	Analysis date / time	Batch
C10-C28 Diesel Range	10.2		1.61	4.00	1	04/04/2025 10:43	<a href="#">WG2482084</a>
C28-C36 Motor Oil Range	19.9		0.274	4.00	1	04/04/2025 10:43	<a href="#">WG2482084</a>
(S) o-Terphenyl	47.8			18.0-148		04/04/2025 10:43	<a href="#">WG2482084</a>

Semi Volatile Organic Compounds (GC/MS) by Method 8270C-SIM

Analyte	Result mg/kg	Qualifier	MDL mg/kg	RDL mg/kg	Dilution	Analysis date / time	Batch
Acenaphthene	ND		0.00209	0.00600	1	04/03/2025 21:00	<a href="#">WG2482093</a>
Anthracene	ND		0.00230	0.00600	1	04/03/2025 21:00	<a href="#">WG2482093</a>
Benzo(a)anthracene	ND		0.00173	0.00600	1	04/03/2025 21:00	<a href="#">WG2482093</a>
Benzo(b)fluoranthene	ND		0.00153	0.00600	1	04/03/2025 21:00	<a href="#">WG2482093</a>
Benzo(k)fluoranthene	ND		0.00215	0.00600	1	04/03/2025 21:00	<a href="#">WG2482093</a>
Benzo(a)pyrene	ND		0.00179	0.00600	1	04/03/2025 21:00	<a href="#">WG2482093</a>
Chrysene	ND		0.00232	0.00600	1	04/03/2025 21:00	<a href="#">WG2482093</a>
Dibenz(a,h)anthracene	ND		0.00172	0.00600	1	04/03/2025 21:00	<a href="#">WG2482093</a>
Fluoranthene	ND		0.00227	0.00600	1	04/03/2025 21:00	<a href="#">WG2482093</a>
Fluorene	ND		0.00205	0.00600	1	04/03/2025 21:00	<a href="#">WG2482093</a>
Indeno(1,2,3-cd)pyrene	ND		0.00181	0.00600	1	04/03/2025 21:00	<a href="#">WG2482093</a>
1-Methylnaphthalene	ND		0.00449	0.0200	1	04/03/2025 21:00	<a href="#">WG2482093</a>
2-Methylnaphthalene	ND		0.00427	0.0200	1	04/03/2025 21:00	<a href="#">WG2482093</a>
Naphthalene	ND		0.00408	0.0200	1	04/03/2025 21:00	<a href="#">WG2482093</a>
Pyrene	ND		0.00200	0.00600	1	04/03/2025 21:00	<a href="#">WG2482093</a>
(S) p-Terphenyl-d14	56.6			23.0-120		04/03/2025 21:00	<a href="#">WG2482093</a>
(S) Nitrobenzene-d5	70.2			14.0-149		04/03/2025 21:00	<a href="#">WG2482093</a>
(S) 2-Fluorobiphenyl	57.1			34.0-125		04/03/2025 21:00	<a href="#">WG2482093</a>

1 Cp

2 Tc

3 Ss

4 Cn

5 Sr

6 Qc

7 Gl

8 Al

9 Sc

Calculated Results

Analyte	Result	Qualifier	Dilution	Analysis date / time	Batch
Sodium Adsorption Ratio	0.644		1	04/01/2025 23:26	WG2480244

Wet Chemistry by Method 7199

Analyte	Result mg/kg	Qualifier	MDL mg/kg	RDL mg/kg	Dilution	Analysis date / time	Batch
Hexavalent Chromium	ND		0.379	1.00	1	04/01/2025 20:40	<a href="#">WG2480445</a>

Wet Chemistry by Method 9045D

Analyte	Result su	Qualifier	Dilution	Analysis date / time	Batch
pH	8.15	<u>T8</u>	1	04/01/2025 18:00	<a href="#">WG2481166</a>

Sample Narrative:

L1841538-09 WG2481166: 8.15 at 20.7C

Wet Chemistry by Method 9050AMod

Analyte	Result	Units	Qualifier	RDL	Dilution	Analysis date / time	Batch
Specific Conductance	333	umhos/cm		10.0	1	04/02/2025 08:33	<a href="#">WG2481170</a>

Sample Narrative:

L1841538-09 WG2481170: at 25C

Metals (ICP) by Method 6010B-NE493 Ch 2

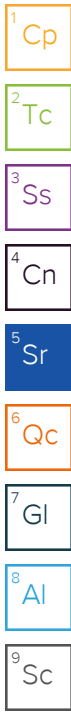
Analyte	Result mg/l	Qualifier	MDL mg/l	RDL mg/l	Dilution	Analysis date / time	Batch
Hot Water Sol. Boron	0.249		0.0167	0.200	1	04/03/2025 16:41	<a href="#">WG2480258</a>

Metals (ICPMS) by Method 6020

Analyte	Result mg/kg	Qualifier	MDL mg/kg	RDL mg/kg	Dilution	Analysis date / time	Batch
Arsenic	7.23		0.100	1.00	5	04/02/2025 19:16	<a href="#">WG2480895</a>
Barium	1190		0.152	2.50	5	04/02/2025 19:16	<a href="#">WG2480895</a>
Cadmium	0.285	<u>J</u>	0.0855	1.00	5	04/02/2025 19:16	<a href="#">WG2480895</a>
Copper	16.0		0.132	5.00	5	04/02/2025 19:16	<a href="#">WG2480895</a>
Lead	15.5		0.0990	2.00	5	04/02/2025 19:16	<a href="#">WG2480895</a>
Nickel	18.0		0.197	2.50	5	04/02/2025 19:16	<a href="#">WG2480895</a>
Selenium	0.989	<u>J</u>	0.180	2.50	5	04/02/2025 19:16	<a href="#">WG2480895</a>
Silver	ND		0.0865	0.500	5	04/02/2025 19:16	<a href="#">WG2480895</a>
Zinc	62.9		0.740	25.0	5	04/02/2025 19:16	<a href="#">WG2480895</a>

Volatile Organic Compounds (GC) by Method 8015D/GRO

Analyte	Result mg/kg	Qualifier	MDL mg/kg	RDL mg/kg	Dilution	Analysis date / time	Batch
TPH (GC/FID) Low Fraction	0.0628	<u>B J</u>	0.0217	0.100	1	04/05/2025 14:55	<a href="#">WG2483784</a>
(S) a,a,a-Trifluorotoluene(FID)	97.7			77.0-120		04/05/2025 14:55	<a href="#">WG2483784</a>



Volatile Organic Compounds (GC/MS) by Method 8260B

Analyte	Result mg/kg	Qualifier	MDL mg/kg	RDL mg/kg	Dilution	Analysis date / time	Batch
Benzene	ND		0.000467	0.00100	1	04/02/2025 18:54	<a href="#">WG2481689</a>
Toluene	0.00338	JJ3	0.00130	0.00500	1	04/02/2025 18:54	<a href="#">WG2481689</a>
Ethylbenzene	ND		0.000737	0.00250	1	04/02/2025 18:54	<a href="#">WG2481689</a>
Xylenes, Total	ND		0.000880	0.00650	1	04/02/2025 18:54	<a href="#">WG2481689</a>
1,2,4-Trimethylbenzene	ND	J3	0.00158	0.00500	1	04/02/2025 18:54	<a href="#">WG2481689</a>
1,3,5-Trimethylbenzene	ND	J3	0.00200	0.00500	1	04/02/2025 18:54	<a href="#">WG2481689</a>
(S) Toluene-d8	110			75.0-131		04/02/2025 18:54	<a href="#">WG2481689</a>
(S) 4-Bromofluorobenzene	91.4			67.0-138		04/02/2025 18:54	<a href="#">WG2481689</a>
(S) 1,2-Dichloroethane-d4	84.7			70.0-130		04/02/2025 18:54	<a href="#">WG2481689</a>

Semi-Volatile Organic Compounds (GC) by Method 8015M

Analyte	Result mg/kg	Qualifier	MDL mg/kg	RDL mg/kg	Dilution	Analysis date / time	Batch
C10-C28 Diesel Range	6.28		1.61	4.00	1	04/04/2025 10:30	<a href="#">WG2482084</a>
C28-C36 Motor Oil Range	24.7		0.274	4.00	1	04/04/2025 10:30	<a href="#">WG2482084</a>
(S) o-Terphenyl	62.7			18.0-148		04/04/2025 10:30	<a href="#">WG2482084</a>

Semi Volatile Organic Compounds (GC/MS) by Method 8270C-SIM

Analyte	Result mg/kg	Qualifier	MDL mg/kg	RDL mg/kg	Dilution	Analysis date / time	Batch
Acenaphthene	ND		0.00209	0.00600	1	04/03/2025 21:17	<a href="#">WG2482093</a>
Anthracene	ND		0.00230	0.00600	1	04/03/2025 21:17	<a href="#">WG2482093</a>
Benzo(a)anthracene	ND		0.00173	0.00600	1	04/03/2025 21:17	<a href="#">WG2482093</a>
Benzo(b)fluoranthene	ND		0.00153	0.00600	1	04/03/2025 21:17	<a href="#">WG2482093</a>
Benzo(k)fluoranthene	ND		0.00215	0.00600	1	04/03/2025 21:17	<a href="#">WG2482093</a>
Benzo(a)pyrene	ND		0.00179	0.00600	1	04/03/2025 21:17	<a href="#">WG2482093</a>
Chrysene	ND		0.00232	0.00600	1	04/03/2025 21:17	<a href="#">WG2482093</a>
Dibenz(a,h)anthracene	ND		0.00172	0.00600	1	04/03/2025 21:17	<a href="#">WG2482093</a>
Fluoranthene	ND		0.00227	0.00600	1	04/03/2025 21:17	<a href="#">WG2482093</a>
Fluorene	ND		0.00205	0.00600	1	04/03/2025 21:17	<a href="#">WG2482093</a>
Indeno(1,2,3-cd)pyrene	ND		0.00181	0.00600	1	04/03/2025 21:17	<a href="#">WG2482093</a>
1-Methylnaphthalene	ND		0.00449	0.0200	1	04/03/2025 21:17	<a href="#">WG2482093</a>
2-Methylnaphthalene	ND		0.00427	0.0200	1	04/03/2025 21:17	<a href="#">WG2482093</a>
Naphthalene	ND		0.00408	0.0200	1	04/03/2025 21:17	<a href="#">WG2482093</a>
Pyrene	ND		0.00200	0.00600	1	04/03/2025 21:17	<a href="#">WG2482093</a>
(S) p-Terphenyl-d14	69.2			23.0-120		04/03/2025 21:17	<a href="#">WG2482093</a>
(S) Nitrobenzene-d5	86.4			14.0-149		04/03/2025 21:17	<a href="#">WG2482093</a>
(S) 2-Fluorobiphenyl	71.5			34.0-125		04/03/2025 21:17	<a href="#">WG2482093</a>

1 Cp

2 Tc

3 Ss

4 Cn

5 Sr

6 Qc

7 Gl

8 Al

9 Sc

Method Blank (MB)

(MB) R4193980-1 04/01/25 19:23

Analyte	MB Result	MB Qualifier	MB MDL	MB RDL
Hexavalent Chromium	ND		0.379	1.00

<sup>1</sup>Cp

<sup>2</sup>Tc

<sup>3</sup>Ss

<sup>4</sup>Cn

<sup>5</sup>Sr

<sup>6</sup>Qc

<sup>7</sup>Gl

<sup>8</sup>Al

<sup>9</sup>Sc

L1841538-05 Original Sample (OS) • Duplicate (DUP)

(OS) L1841538-05 04/01/25 19:52 • (DUP) R4193980-3 04/01/25 20:01

Analyte	Original Result	DUP Result	Dilution	DUP RPD	DUP Qualifier	DUP RPD Limits
Hexavalent Chromium	ND	ND	1	0.000		20

L1841539-06 Original Sample (OS) • Duplicate (DUP)

(OS) L1841539-06 04/01/25 21:57 • (DUP) R4193980-4 04/01/25 22:07

Analyte	Original Result	DUP Result	Dilution	DUP RPD	DUP Qualifier	DUP RPD Limits
Hexavalent Chromium	ND	ND	1	0.000		20

Laboratory Control Sample (LCS)

(LCS) R4193980-2 04/01/25 19:32

Analyte	Spike Amount	LCS Result	LCS Rec.	Rec. Limits	LCS Qualifier
Hexavalent Chromium	10.0	10.8	108	80.0-120	

L1841587-15 Original Sample (OS) • Matrix Spike (MS) • Matrix Spike Duplicate (MSD)

(OS) L1841587-15 04/01/25 22:36 • (MS) R4193980-5 04/01/25 22:45 • (MSD) R4193980-6 04/01/25 22:55

Analyte	Spike Amount	Original Result	MS Result	MSD Result	MS Rec.	MSD Rec.	Dilution	Rec. Limits	MS Qualifier	MSD Qualifier	RPD	RPD Limits
Hexavalent Chromium	20.0	ND	20.8	21.0	104	105	1	75.0-125			1.13	20

L1841587-15 Original Sample (OS) • Matrix Spike (MS)

(OS) L1841587-15 04/01/25 22:36 • (MS) R4193980-7 04/01/25 23:05

Analyte	Spike Amount	Original Result	MS Result	MS Rec.	Dilution	Rec. Limits	MS Qualifier
Hexavalent Chromium	643	ND	71.7	11.2	50	75.0-125	J6

L1841528-01 Original Sample (OS) • Duplicate (DUP)

(OS) L1841528-01 04/01/25 18:00 • (DUP) R4193905-2 04/01/25 18:00

Analyte	Original Result	DUP Result	Dilution	DUP RPD	DUP Qualifier	DUP RPD Limits
pH	7.97	7.94	1	0.377		1

Sample Narrative:

OS: 7.97 at 22.3C  
DUP: 7.94 at 22.3C

Laboratory Control Sample (LCS)

(LCS) R4193905-1 04/01/25 18:00

Analyte	Spike Amount	LCS Result	LCS Rec.	Rec. Limits	LCS Qualifier
pH	10.0	10.0	100	99.0-101	

Sample Narrative:

LCS: 10.02 at 19.9C

1 Cp

2 Tc

3 Ss

4 Cn

5 Sr

6 Qc

7 Gl

8 Al

9 Sc

Method Blank (MB)

(MB) R4194048-1 04/02/25 08:33

Analyte	MB Result	MB Qualifier	MB MDL	MB RDL
Specific Conductance	umhos/cm		umhos/cm	umhos/cm
	ND		10.0	10.0

Sample Narrative:

BLANK: at 25C

L1841528-02 Original Sample (OS) • Duplicate (DUP)

(OS) L1841528-02 04/02/25 08:33 • (DUP) R4194048-3 04/02/25 08:33

Analyte	Original Result	DUP Result	Dilution	DUP RPD	DUP Qualifier	DUP RPD Limits
Specific Conductance	umhos/cm	umhos/cm		%		%
	2990	2980	1	0.335		20

Sample Narrative:

OS: at 25C  
DUP: at 25C

Laboratory Control Sample (LCS)

(LCS) R4194048-2 04/02/25 08:33

Analyte	Spike Amount	LCS Result	LCS Rec.	Rec. Limits	LCS Qualifier
Specific Conductance	umhos/cm	umhos/cm	%	%	
	1130	1140	101	85.0-115	

Sample Narrative:

LCS: at 25C

1 Cp

2 Tc

3 Ss

4 Cn

5 Sr

6 Qc

7 Gl

8 Al

9 Sc

Method Blank (MB)

(MB) R4194949-1 04/03/25 16:19

Analyte	MB Result mg/l	MB Qualifier	MB MDL mg/l	MB RDL mg/l
Hot Water Sol. Boron	ND		0.0167	0.200

Laboratory Control Sample (LCS) • Laboratory Control Sample Duplicate (LCSD)

(LCS) R4194949-2 04/03/25 16:20 • (LCSD) R4194949-3 04/03/25 16:22

Analyte	Spike Amount mg/l	LCS Result mg/l	LCSD Result mg/l	LCS Rec. %	LCSD Rec. %	Rec. Limits %	LCS Qualifier	LCSD Qualifier	RPD %	RPD Limits %
Hot Water Sol. Boron	1.00	1.01	1.02	101	102	80.0-120			0.578	20

- 1 Cp
- 2 Tc
- 3 Ss
- 4 Cn
- 5 Sr
- 6 Qc
- 7 Gl
- 8 Al
- 9 Sc

Method Blank (MB)

(MB) R4194532-1 04/02/25 23:36

Analyte	MB Result mg/kg	MB Qualifier	MB MDL mg/kg	MB RDL mg/kg
Arsenic	ND		0.100	1.00
Barium	ND		0.152	2.50
Cadmium	ND		0.0855	1.00
Copper	ND		0.133	5.00
Lead	ND		0.0990	2.00
Nickel	ND		0.197	2.50
Selenium	ND		0.180	2.50
Silver	ND		0.0865	0.500
Zinc	ND		0.740	25.0

<sup>1</sup>Cp

<sup>2</sup>Tc

<sup>3</sup>Ss

<sup>4</sup>Cn

<sup>5</sup>Sr

<sup>6</sup>Qc

Laboratory Control Sample (LCS)

(LCS) R4194532-2 04/02/25 23:40

Analyte	Spike Amount mg/kg	LCS Result mg/kg	LCS Rec. %	Rec. Limits %	LCS Qualifier
Arsenic	100	101	101	80.0-120	
Barium	100	96.1	96.1	80.0-120	
Cadmium	100	106	106	80.0-120	
Copper	100	103	103	80.0-120	
Lead	100	98.8	98.8	80.0-120	
Nickel	100	103	103	80.0-120	
Selenium	100	97.7	97.7	80.0-120	
Silver	20.0	20.0	100	80.0-120	
Zinc	100	98.4	98.4	80.0-120	

<sup>7</sup>Gl

<sup>8</sup>Al

<sup>9</sup>Sc

L1841538-05 Original Sample (OS) • Matrix Spike (MS) • Matrix Spike Duplicate (MSD)

(OS) L1841538-05 04/02/25 23:43 • (MS) R4194532-5 04/02/25 23:54 • (MSD) R4194532-6 04/02/25 23:57

Analyte	Spike Amount mg/kg	Original Result mg/kg	MS Result mg/kg	MSD Result mg/kg	MS Rec. %	MSD Rec. %	Dilution	Rec. Limits %	MS Qualifier	MSD Qualifier	RPD %	RPD Limits %
Arsenic	100	6.75	95.7	94.9	88.9	88.1	5	75.0-125			0.860	20
Barium	100	418	423	514	4.41	96.0	5	75.0-125	V		19.5	20
Cadmium	100	0.193	94.0	93.0	93.8	92.8	5	75.0-125			1.06	20
Copper	100	13.3	98.2	99.9	84.8	86.5	5	75.0-125			1.73	20
Lead	100	18.2	109	110	90.4	92.0	5	75.0-125			1.47	20
Nickel	100	14.8	105	104	89.9	88.7	5	75.0-125			1.11	20
Selenium	100	0.832	88.5	88.4	87.7	87.6	5	75.0-125			0.119	20
Silver	20.0	ND	17.6	17.5	88.1	87.5	5	75.0-125			0.696	20
Zinc	100	53.9	136	154	82.4	100	5	75.0-125			12.1	20

Method Blank (MB)

(MB) R4194441-1 04/02/25 18:30

Analyte	MB Result mg/kg	MB Qualifier	MB MDL mg/kg	MB RDL mg/kg
Arsenic	ND		0.100	1.00
Barium	ND		0.152	2.50
Cadmium	ND		0.0855	1.00
Copper	ND		0.133	5.00
Lead	ND		0.0990	2.00
Nickel	ND		0.197	2.50
Selenium	ND		0.180	2.50
Silver	ND		0.0865	0.500
Zinc	ND		0.740	25.0

<sup>1</sup>Cp

<sup>2</sup>Tc

<sup>3</sup>Ss

<sup>4</sup>Cn

<sup>5</sup>Sr

<sup>6</sup>Qc

Laboratory Control Sample (LCS)

(LCS) R4194441-2 04/02/25 18:33

Analyte	Spike Amount mg/kg	LCS Result mg/kg	LCS Rec. %	Rec. Limits %	LCS Qualifier
Arsenic	100	98.8	98.8	80.0-120	
Barium	100	96.0	96.0	80.0-120	
Cadmium	100	103	103	80.0-120	
Copper	100	98.5	98.5	80.0-120	
Lead	100	97.1	97.1	80.0-120	
Nickel	100	102	102	80.0-120	
Selenium	100	97.8	97.8	80.0-120	
Silver	20.0	19.7	98.6	80.0-120	
Zinc	100	97.1	97.1	80.0-120	

<sup>7</sup>Gl

<sup>8</sup>Al

<sup>9</sup>Sc

L1841587-12 Original Sample (OS) • Matrix Spike (MS) • Matrix Spike Duplicate (MSD)

(OS) L1841587-12 04/02/25 18:37 • (MS) R4194441-5 04/02/25 18:47 • (MSD) R4194441-6 04/02/25 18:50

Analyte	Spike Amount mg/kg	Original Result mg/kg	MS Result mg/kg	MSD Result mg/kg	MS Rec. %	MSD Rec. %	Dilution	Rec. Limits %	MS Qualifier	MSD Qualifier	RPD %	RPD Limits %
Arsenic	100	1.89	94.1	98.9	92.2	97.0	5	75.0-125			5.05	20
Barium	100	29.2	117	123	87.7	93.6	5	75.0-125			4.95	20
Cadmium	100	ND	96.7	101	96.7	101	5	75.0-125			4.08	20
Copper	100	2.30	95.9	101	93.6	98.9	5	75.0-125			5.46	20
Lead	100	3.28	94.8	99.1	91.5	95.8	5	75.0-125			4.42	20
Nickel	100	2.38	98.8	102	96.4	99.4	5	75.0-125			2.97	20
Selenium	100	0.274	92.6	97.6	92.4	97.4	5	75.0-125			5.27	20
Silver	20.0	ND	18.2	19.2	91.2	95.9	5	75.0-125			5.00	20
Zinc	100	9.84	101	107	91.4	97.4	5	75.0-125			5.72	20

Method Blank (MB)

(MB) R4195838-3 04/05/25 11:39

Analyte	MB Result mg/kg	MB Qualifier	MB MDL mg/kg	MB RDL mg/kg
TPH (GC/FID) Low Fraction	0.0223	↓	0.0217	0.100
(S) a,a,a-Trifluorotoluene(FID)	98.6			77.0-120

Laboratory Control Sample (LCS) • Laboratory Control Sample Duplicate (LCSD)

(LCS) R4195838-1 04/05/25 10:28 • (LCSD) R4195838-2 04/05/25 10:51

Analyte	Spike Amount mg/kg	LCS Result mg/kg	LCSD Result mg/kg	LCS Rec. %	LCSD Rec. %	Rec. Limits %	LCS Qualifier	LCSD Qualifier	RPD %	RPD Limits %
TPH (GC/FID) Low Fraction	5.00	4.74	4.73	94.8	94.6	72.0-127			0.211	20
(S) a,a,a-Trifluorotoluene(FID)				108	108	77.0-120				

1 Cp

2 Tc

3 Ss

4 Cn

5 Sr

6 Qc

7 Gl

8 Al

9 Sc

Method Blank (MB)

(MB) R4196264-3 04/07/25 10:53

Analyte	MB Result mg/kg	MB Qualifier	MB MDL mg/kg	MB RDL mg/kg
TPH (GC/FID) Low Fraction	ND		0.0217	0.100
<sup>(S)</sup> a,a,a-Trifluorotoluene(FID)	98.6			77.0-120

Laboratory Control Sample (LCS) • Laboratory Control Sample Duplicate (LCSD)

(LCS) R4196264-1 04/07/25 09:42 • (LCSD) R4196264-2 04/07/25 10:05

Analyte	Spike Amount mg/kg	LCS Result mg/kg	LCSD Result mg/kg	LCS Rec. %	LCSD Rec. %	Rec. Limits %	LCS Qualifier	LCSD Qualifier	RPD %	RPD Limits %
TPH (GC/FID) Low Fraction	5.00	5.86	5.09	117	102	72.0-127			14.1	20
<sup>(S)</sup> a,a,a-Trifluorotoluene(FID)				115	111	77.0-120				

- 1 Cp
- 2 Tc
- 3 Ss
- 4 Cn
- 5 Sr
- 6 Qc
- 7 Gl
- 8 Al
- 9 Sc

Method Blank (MB)

(MB) R4196439-3 04/07/25 22:42

Analyte	MB Result mg/kg	MB Qualifier	MB MDL mg/kg	MB RDL mg/kg
TPH (GC/FID) Low Fraction	0.738	↓	0.543	2.50
(S) a,a,a-Trifluorotoluene(FID)	99.4			77.0-120

Laboratory Control Sample (LCS) • Laboratory Control Sample Duplicate (LCSD)

(LCS) R4196439-1 04/07/25 20:58 • (LCSD) R4196439-2 04/07/25 21:23

Analyte	Spike Amount mg/kg	LCS Result mg/kg	LCSD Result mg/kg	LCS Rec. %	LCSD Rec. %	Rec. Limits %	LCS Qualifier	LCSD Qualifier	RPD %	RPD Limits %
TPH (GC/FID) Low Fraction	5.00	5.88	5.19	118	104	72.0-127			12.5	20
(S) a,a,a-Trifluorotoluene(FID)				111	109	77.0-120				

- 1 Cp
- 2 Tc
- 3 Ss
- 4 Cn
- 5 Sr
- 6 Qc
- 7 Gl
- 8 Al
- 9 Sc

Method Blank (MB)

(MB) R4196163-2 04/02/25 11:05

Analyte	MB Result mg/kg	MB Qualifier	MB MDL mg/kg	MB RDL mg/kg
Benzene	ND		0.000467	0.00100
Toluene	ND		0.00130	0.00500
Ethylbenzene	ND		0.000737	0.00250
Xylenes, Total	ND		0.000880	0.00650
1,2,4-Trimethylbenzene	ND		0.00158	0.00500
1,3,5-Trimethylbenzene	ND		0.00200	0.00500
(S) Toluene-d8	116			75.0-131
(S) 4-Bromofluorobenzene	89.4			67.0-138
(S) 1,2-Dichloroethane-d4	87.1			70.0-130

Laboratory Control Sample (LCS) • Laboratory Control Sample Duplicate (LCSD)

(LCS) R4196163-1 04/02/25 09:30 • (LCSD) R4196163-3 04/02/25 11:46

Analyte	Spike Amount mg/kg	LCS Result mg/kg	LCSD Result mg/kg	LCS Rec. %	LCSD Rec. %	Rec. Limits %	LCS Qualifier	LCSD Qualifier	RPD %	RPD Limits %
Benzene	0.125	0.128	0.111	102	88.8	70.0-123			14.2	20
Toluene	0.125	0.136	0.109	109	87.2	75.0-121		J3	22.0	20
Ethylbenzene	0.125	0.131	0.116	105	92.8	74.0-126			12.1	20
Xylenes, Total	0.375	0.393	0.333	105	88.8	72.0-127			16.5	20
1,2,4-Trimethylbenzene	0.125	0.117	0.0925	93.6	74.0	70.0-126		J3	23.4	20
1,3,5-Trimethylbenzene	0.125	0.121	0.0955	96.8	76.4	73.0-127		J3	23.6	20
(S) Toluene-d8				105	98.1	75.0-131				
(S) 4-Bromofluorobenzene				99.9	97.9	67.0-138				
(S) 1,2-Dichloroethane-d4				88.9	87.4	70.0-130				

1 Cp

2 Tc

3 Ss

4 Cn

5 Sr

6 Qc

7 Gl

8 Al

9 Sc

Method Blank (MB)

(MB) R4194909-1 04/03/25 10:53

Analyte	MB Result	MB Qualifier	MB MDL	MB RDL
	mg/kg		mg/kg	mg/kg
C10-C28 Diesel Range	ND		1.61	4.00
C28-C36 Motor Oil Range	0.820	↓	0.274	4.00
(S) o-Terphenyl	73.3			18.0-148

Laboratory Control Sample (LCS)

(LCS) R4194909-2 04/03/25 11:07

Analyte	Spike Amount	LCS Result	LCS Rec.	Rec. Limits	LCS Qualifier
	mg/kg	mg/kg	%	%	
C10-C28 Diesel Range	50.0	38.4	76.8	50.0-150	
(S) o-Terphenyl			88.7	18.0-148	

L1841511-05 Original Sample (OS) • Matrix Spike (MS) • Matrix Spike Duplicate (MSD)

(OS) L1841511-05 04/03/25 10:53 • (MS) R4194909-3 04/03/25 11:07 • (MSD) R4194909-4 04/03/25 11:22

Analyte	Spike Amount	Original Result	MS Result	MSD Result	MS Rec.	MSD Rec.	Dilution	Rec. Limits	MS Qualifier	MSD Qualifier	RPD	RPD Limits
	mg/kg	mg/kg	mg/kg	mg/kg	%	%		%			%	%
C10-C28 Diesel Range	49.5	3.16	38.3	43.3	71.0	80.3	1	50.0-150			12.3	20
(S) o-Terphenyl					81.1	89.2		18.0-148				

1 Cp

2 Tc

3 Ss

4 Cn

5 Sr

6 Qc

7 Gl

8 Al

9 Sc

Method Blank (MB)

(MB) R4195244-1 04/04/25 09:40

Analyte	MB Result mg/kg	MB Qualifier	MB MDL mg/kg	MB RDL mg/kg
C10-C28 Diesel Range	ND		1.61	4.00
C28-C36 Motor Oil Range	ND		0.274	4.00
(S) o-Terphenyl	79.7			18.0-148

Laboratory Control Sample (LCS)

(LCS) R4195244-2 04/04/25 09:53

Analyte	Spike Amount mg/kg	LCS Result mg/kg	LCS Rec. %	Rec. Limits %	LCS Qualifier
C10-C28 Diesel Range	50.0	42.9	85.8	50.0-150	
(S) o-Terphenyl			71.5	18.0-148	

L1840138-01 Original Sample (OS) • Matrix Spike (MS) • Matrix Spike Duplicate (MSD)

(OS) L1840138-01 04/04/25 11:58 • (MS) R4195244-3 04/04/25 12:11 • (MSD) R4195244-4 04/04/25 12:23

Analyte	Spike Amount mg/kg	Original Result mg/kg	MS Result mg/kg	MSD Result mg/kg	MS Rec. %	MSD Rec. %	Dilution	Rec. Limits %	MS Qualifier	MSD Qualifier	RPD %	RPD Limits %
C10-C28 Diesel Range	48.6	ND	44.5	47.0	91.6	94.4	5	50.0-150			5.46	20
(S) o-Terphenyl					63.7	68.4		18.0-148				

Sample Narrative:

OS: Cannot run at lower dilution due to viscosity of extract

1 Cp

2 Tc

3 Ss

4 Cn

5 Sr

6 Qc

7 Gl

8 Al

9 Sc

Method Blank (MB)

(MB) R4195022-2 04/03/25 17:16

Analyte	MB Result mg/kg	MB Qualifier	MB MDL mg/kg	MB RDL mg/kg
Acenaphthene	ND		0.00209	0.00600
Anthracene	ND		0.00230	0.00600
Benzo(a)anthracene	ND		0.00173	0.00600
Benzo(b)fluoranthene	ND		0.00153	0.00600
Benzo(k)fluoranthene	ND		0.00215	0.00600
Benzo(a)pyrene	ND		0.00179	0.00600
Chrysene	ND		0.00232	0.00600
Dibenz(a,h)anthracene	ND		0.00172	0.00600
Fluoranthene	ND		0.00227	0.00600
Fluorene	ND		0.00205	0.00600
Indeno(1,2,3-cd)pyrene	ND		0.00181	0.00600
1-Methylnaphthalene	ND		0.00449	0.0200
2-Methylnaphthalene	ND		0.00427	0.0200
Naphthalene	ND		0.00408	0.0200
Pyrene	ND		0.00200	0.00600
(S) p-Terphenyl-d14	91.6			23.0-120
(S) Nitrobenzene-d5	105			14.0-149
(S) 2-Fluorobiphenyl	89.9			34.0-125

<sup>1</sup>Cp

<sup>2</sup>Tc

<sup>3</sup>Ss

<sup>4</sup>Cn

<sup>5</sup>Sr

<sup>6</sup>Qc

<sup>7</sup>Gl

<sup>8</sup>Al

<sup>9</sup>Sc

Laboratory Control Sample (LCS)

(LCS) R4195022-1 04/03/25 16:58

Analyte	Spike Amount mg/kg	LCS Result mg/kg	LCS Rec. %	Rec. Limits %	LCS Qualifier
Acenaphthene	0.0800	0.0702	87.8	50.0-120	
Anthracene	0.0800	0.0764	95.5	50.0-126	
Benzo(a)anthracene	0.0800	0.0757	94.6	45.0-120	
Benzo(b)fluoranthene	0.0800	0.0766	95.8	42.0-121	
Benzo(k)fluoranthene	0.0800	0.0740	92.5	49.0-125	
Benzo(a)pyrene	0.0800	0.0803	100	42.0-120	
Chrysene	0.0800	0.0783	97.9	49.0-122	
Dibenz(a,h)anthracene	0.0800	0.0769	96.1	47.0-125	
Fluoranthene	0.0800	0.0836	105	49.0-129	
Fluorene	0.0800	0.0792	99.0	49.0-120	
Indeno(1,2,3-cd)pyrene	0.0800	0.0792	99.0	46.0-125	
1-Methylnaphthalene	0.0800	0.0767	95.9	51.0-121	
2-Methylnaphthalene	0.0800	0.0785	98.1	50.0-120	
Naphthalene	0.0800	0.0745	93.1	50.0-120	
Pyrene	0.0800	0.0725	90.6	43.0-123	

Laboratory Control Sample (LCS)

(LCS) R4195022-1 04/03/25 16:58

Analyte	Spike Amount mg/kg	LCS Result mg/kg	LCS Rec. %	Rec. Limits %	LCS Qualifier
(S) p-Terphenyl-d14			86.2	23.0-120	
(S) Nitrobenzene-d5			104	14.0-149	
(S) 2-Fluorobiphenyl			88.7	34.0-125	

L1841538-06 Original Sample (OS) • Matrix Spike (MS) • Matrix Spike Duplicate (MSD)

(OS) L1841538-06 04/03/25 23:17 • (MS) R4195022-3 04/03/25 23:34 • (MSD) R4195022-4 04/03/25 23:52

Analyte	Spike Amount mg/kg	Original Result mg/kg	MS Result mg/kg	MSD Result mg/kg	MS Rec. %	MSD Rec. %	Dilution	Rec. Limits %	MS Qualifier	MSD Qualifier	RPD %	RPD Limits %
Acenaphthene	0.0768	ND	0.0528	0.0862	68.7	112	1	14.0-127		J3	48.1	27
Anthracene	0.0768	ND	0.0578	0.0928	75.3	121	1	10.0-145		J3	46.5	30
Benzo(a)anthracene	0.0768	ND	0.0591	0.0677	77.0	88.2	1	10.0-139			13.6	30
Benzo(b)fluoranthene	0.0768	ND	0.0527	0.0574	68.6	74.7	1	10.0-140			8.54	36
Benzo(k)fluoranthene	0.0768	ND	0.0517	0.0568	67.3	74.0	1	10.0-137			9.40	31
Benzo(a)pyrene	0.0768	ND	0.0593	0.0649	77.2	84.5	1	10.0-141			9.02	31
Chrysene	0.0768	ND	0.0581	0.0661	75.7	86.1	1	10.0-145			12.9	30
Dibenz(a,h)anthracene	0.0768	ND	0.0550	0.0585	71.6	76.2	1	10.0-132			6.17	31
Fluoranthene	0.0768	ND	0.0650	0.0891	84.6	116	1	10.0-153			31.3	33
Fluorene	0.0768	ND	0.0600	0.0971	78.1	126	1	11.0-130		J3	47.2	29
Indeno(1,2,3-cd)pyrene	0.0768	ND	0.0596	0.0637	77.6	82.9	1	10.0-137			6.65	32
1-Methylnaphthalene	0.0768	ND	0.0577	0.0605	75.1	78.8	1	10.0-142			4.74	28
2-Methylnaphthalene	0.0768	ND	0.0607	0.0836	79.0	109	1	10.0-137		J3	31.7	28
Naphthalene	0.0768	ND	0.0578	0.0703	75.3	91.5	1	10.0-135			19.5	27
Pyrene	0.0768	ND	0.0526	0.0706	68.5	91.9	1	10.0-148			29.2	35
(S) p-Terphenyl-d14					64.5	69.3		23.0-120				
(S) Nitrobenzene-d5					83.8	87.1		14.0-149				
(S) 2-Fluorobiphenyl					69.8	73.8		34.0-125				

1 Cp

2 Tc

3 Ss

4 Cn

5 Sr

6 Qc

7 Gl

8 Al

9 Sc

# GLOSSARY OF TERMS

## Guide to Reading and Understanding Your Laboratory Report

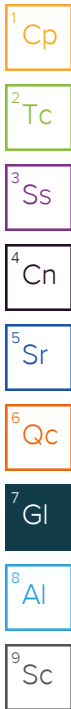
The information below is designed to better explain the various terms used in your report of analytical results from the Laboratory. This is not intended as a comprehensive explanation, and if you have additional questions please contact your project representative.

Results Disclaimer - Information that may be provided by the customer, and contained within this report, include Permit Limits, Project Name, Sample ID, Sample Matrix, Sample Preservation, Field Blanks, Field Spikes, Field Duplicates, On-Site Data, Sampling Collection Dates/Times, and Sampling Location. Results relate to the accuracy of this information provided, and as the samples are received.

### Abbreviations and Definitions

MDL	Method Detection Limit.
ND	Not detected at the Reporting Limit (or MDL where applicable).
RDL	Reported Detection Limit.
Rec.	Recovery.
RPD	Relative Percent Difference.
SDG	Sample Delivery Group.
(S)	Surrogate (Surrogate Standard) - Analytes added to every blank, sample, Laboratory Control Sample/Duplicate and Matrix Spike/Duplicate; used to evaluate analytical efficiency by measuring recovery. Surrogates are not expected to be detected in all environmental media.
Analyte	The name of the particular compound or analysis performed. Some Analyses and Methods will have multiple analytes reported.
Dilution	If the sample matrix contains an interfering material, the sample preparation volume or weight values differ from the standard, or if concentrations of analytes in the sample are higher than the highest limit of concentration that the laboratory can accurately report, the sample may be diluted for analysis. If a value different than 1 is used in this field, the result reported has already been corrected for this factor.
Limits	These are the target % recovery ranges or % difference value that the laboratory has historically determined as normal for the method and analyte being reported. Successful QC Sample analysis will target all analytes recovered or duplicated within these ranges.
Original Sample	The non-spiked sample in the prep batch used to determine the Relative Percent Difference (RPD) from a quality control sample. The Original Sample may not be included within the reported SDG.
Qualifier	This column provides a letter and/or number designation that corresponds to additional information concerning the result reported. If a Qualifier is present, a definition per Qualifier is provided within the Glossary and Definitions page and potentially a discussion of possible implications of the Qualifier in the Case Narrative if applicable.
Result	The actual analytical final result (corrected for any sample specific characteristics) reported for your sample. If there was no measurable result returned for a specific analyte, the result in this column may state "ND" (Not Detected) or "BDL" (Below Detectable Levels). The information in the results column should always be accompanied by either an MDL (Method Detection Limit) or RDL (Reporting Detection Limit) that defines the lowest value that the laboratory could detect or report for this analyte.
Uncertainty (Radiochemistry)	Confidence level of 2 sigma.
Case Narrative (Cn)	A brief discussion about the included sample results, including a discussion of any non-conformances to protocol observed either at sample receipt by the laboratory from the field or during the analytical process. If present, there will be a section in the Case Narrative to discuss the meaning of any data qualifiers used in the report.
Quality Control Summary (Qc)	This section of the report includes the results of the laboratory quality control analyses required by procedure or analytical methods to assist in evaluating the validity of the results reported for your samples. These analyses are not being performed on your samples typically, but on laboratory generated material.
Sample Chain of Custody (Sc)	This is the document created in the field when your samples were initially collected. This is used to verify the time and date of collection, the person collecting the samples, and the analyses that the laboratory is requested to perform. This chain of custody also documents all persons (excluding commercial shippers) that have had control or possession of the samples from the time of collection until delivery to the laboratory for analysis.
Sample Results (Sr)	This section of your report will provide the results of all testing performed on your samples. These results are provided by sample ID and are separated by the analyses performed on each sample. The header line of each analysis section for each sample will provide the name and method number for the analysis reported.
Sample Summary (Ss)	This section of the Analytical Report defines the specific analyses performed for each sample ID, including the dates and times of preparation and/or analysis.

Qualifier	Description
B	The same analyte is found in the associated blank.
J	The identification of the analyte is acceptable; the reported value is an estimate.
J3	The associated batch QC was outside the established quality control range for precision.
J6	The sample matrix interfered with the ability to make any accurate determination; spike value is low.
O1	The analyte failed the method required serial dilution test and/or subsequent post-spike criteria. These failures indicate matrix interference.
T8	Sample(s) received past/too close to holding time expiration.
V	The sample concentration is too high to evaluate accurate spike recoveries.



# ACCREDITATIONS & LOCATIONS

## Pace Analytical National 12065 Lebanon Rd Mount Juliet, TN 37122

Alabama	40660	Nebraska	NE-OS-15-05
Alaska	17-026	Nevada	TN000032021-1
Arizona	AZ0612	New Hampshire	2975
Arkansas	88-0469	New Jersey–NELAP	TN002
California	2932	New Mexico <sup>1</sup>	TN00003
Colorado	TN00003	New York	11742
Connecticut	PH-0197	North Carolina	Env375
Florida	E87487	North Carolina <sup>1</sup>	DW21704
Georgia	NELAP	North Carolina <sup>3</sup>	41
Georgia <sup>1</sup>	923	North Dakota	R-140
Idaho	TN00003	Ohio–VAP	CL0069
Illinois	200008	Oklahoma	9915
Indiana	C-TN-01	Oregon	TN200002
Iowa	364	Pennsylvania	68-02979
Kansas	E-10277	Rhode Island	LA000356
Kentucky <sup>1,6</sup>	KY90010	South Carolina	84004002
Kentucky <sup>2</sup>	16	South Dakota	n/a
Louisiana	AI30792	Tennessee <sup>1,4</sup>	2006
Louisiana	LA018	Texas	T104704245-20-18
Maine	TN00003	Texas <sup>5</sup>	LAB0152
Maryland	324	Utah	TN000032021-11
Massachusetts	M-TN003	Vermont	VT2006
Michigan	9958	Virginia	110033
Minnesota	047-999-395	Washington	C847
Mississippi	TN00003	West Virginia	233
Missouri	340	Wisconsin	998093910
Montana	CERT0086	Wyoming	A2LA
A2LA – ISO 17025	1461.01	AIHA-LAP,LLC EMLAP	100789
A2LA – ISO 17025 <sup>5</sup>	1461.02	DOD	1461.01
Canada	1461.01	USDA	P330-15-00234
EPA–Crypto	TN00003		

<sup>1</sup> Drinking Water <sup>2</sup> Underground Storage Tanks <sup>3</sup> Aquatic Toxicity <sup>4</sup> Chemical/Microbiological <sup>5</sup> Mold <sup>6</sup> Wastewater n/a Accreditation not applicable

\* Not all certifications held by the laboratory are applicable to the results reported in the attached report.

\* Accreditation is only applicable to the test methods specified on each scope of accreditation held by Pace Analytical.

<sup>1</sup> Cp

<sup>2</sup> Tc

<sup>3</sup> Ss

<sup>4</sup> Cn

<sup>5</sup> Sr

<sup>6</sup> Qc

<sup>7</sup> Gl

<sup>8</sup> Al

<sup>9</sup> Sc

Company Name/Address: **Civitas/Tasman - CO**  
 6855 W. 118th Ave  
 Broomfield, CO 80020

Billing Information:  
**Accounts Payable**  
 650 Southgate Dr.  
 Windsor, CO 80550

Project Manager:  
**Sam Vogt / Jacob Evans**

Project Name: **Alcorn I**

Phone: **610-405-9078**

Collected by (print): **Max Sherwin**

Collected by (signature): *[Signature]*

Immediately Packed on Ice  Yes  No

Lab Project #: **MS25408 23735**

Site/Facility ID #: **8523.196**

Billing Code #: **8523.196**

Quote #

Date Results Needed: **STD**

Please Circle: PT  MT  CT  ET

Analysis / Container / Preservative

Full TABLE915 8ozCir-NoPres	Background TABLE915 8ozCir-NoPres	V8260 (GW TABLE915) 40mL Amb-HCl	Chloride, Sulfate 125mL HDPE-NoPres	TDS 1L-HDPE-NoPres
-----------------------------	-----------------------------------	----------------------------------	-------------------------------------	--------------------

Chain of Custody Page 1 of 1

**Pace**  
 PEOPLE ADVANCING SCIENCE

**MT JULIET, TN**

12065 Lebaron Rd Mount Juliet, TN 37122 Submitting a sample via this chain of custody constitutes acknowledgment and acceptance of the Pace Terms and Conditions found at: <https://info.pacelabs.com/hubfs/pas-standard-terms.pdf>

SDG # **U41536**

**F201**

Acctnum: **CIVTASBCO**

Template: **T250702**

Prelogin: **P1068185**

PM: **824 - Chris Ward**

PB:

Shipped Via: **FedEX Ground**

Sample ID	Comp/Grab	Matrix *	Depth	Date	Time	# of Containers	Full TABLE915 8ozCir-NoPres	Background TABLE915 8ozCir-NoPres	V8260 (GW TABLE915) 40mL Amb-HCl	Chloride, Sulfate 125mL HDPE-NoPres	TDS 1L-HDPE-NoPres	Remarks	Sample # (lab only)
WH-B01@0	Grab	SS	6'	3/28/2025	830	2	X						-01
WH-N01@5'			5'		832							On-hold	-02
WH-S01@5'					834							On-hold	-03
WH-E01@5'					836							On-hold	-04
WH-W01@5'					838								-05
FL-B01@2'	↓		2'		840								-06
SP-CS01	Comp		-		842								-07
FL-B05@4'	Grab		4'		850								-08
SP-CS02	Comp	↓	-	↓	852	↓	↓						-09

\* Matrix:  
 SS - Soil AIR - Air F - Filter  
 GW - Groundwater B - Bioassay  
 WW - WasteWater  
 DW - Drinking Water  
 OT - Other

Remarks:  
 pH, EC, SAR by saturated paste preparation method  
 Boron by hot water soluble preparation method  
 Table 915-1 Metals - As, Ba, Cd, Cu, Pb, Ni, Se, Ag, Zn, Cr VI

Samples returned via: UPS FedEx Courier

Tracking #

pH \_\_\_\_\_ Temp \_\_\_\_\_  
 Flow \_\_\_\_\_ Other \_\_\_\_\_

Sample Receipt Checklist  
 COC Seal Present/Intact:  Y  N  
 COC Signed/Accurate:  Y  N  
 Bottles arrive intact:  Y  N  
 Correct bottles used:  Y  N  
 Sufficient volume sent:  Y  N  
 If Applicable  
 VOA Zero Headspace:  Y  N  
 Preservation Correct/Checked:  Y  N  
 RAD Screen <0.5 mR/hr:  Y  N

Relinquished by (Signature): *[Signature]* Date: **3/28/2025** Time: **15:15** Received by (Signature): *[Signature]* Trip Blank Received: Yes  No

Relinquished by (Signature): *[Signature]* Date: **3/28/25** Time: **1600** Received by (Signature): *[Signature]* Temp: \_\_\_\_\_ °C Bottles Received: **18** If preservation required by Login: Date/Time

Relinquished by (Signature): *[Signature]* Date: \_\_\_\_\_ Time: \_\_\_\_\_ Received for lab by (Signature): *[Signature]* Date: **03-29-25** Time: **0800** Hold: \_\_\_\_\_ Condition: **NCF / OK**

*[Handwritten signature]*

