



SEC: 27 SESE
SEC: 34 NENE

ORIGIN
LEV34X-SS1

SESE
SWSW

SEC: 26 SWSW
SEC: 35 NWNW

LEV34X-SS2

LEV34X-BG1

LEV 34X-SS5

LEV34X-SS3

SEC: 34 NENE
SEC: 35 NWNW

LEV34X-SS6

LEV34X-SS7

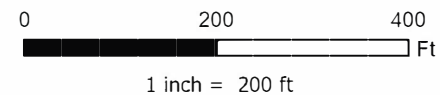
LEV34X-SS8

LEV34X-SS4

Spill Origin: 40.106910, -108.820180

Legend

- Spill Origin
- Soil Sample Location
- Spill Path
- Spill Area



Project No: 021-205

Map By: NDB

Date: 6/21/2021

Levison 34X Spill
Scout Energy Partners
Rio Blanco County, Colorado
SESE Section 27 T2S R102W
NENE Section 34 T2S R102W



330 Grand Avenue, Unit C
Grand Junction, CO 81501
970-549-1015

Figure

1

Table 1
Levison 34X Lateral Spill
Soil Data Summary

SAMPLE SUMMARY	
Location Description	Levison 34X Lateral Spill
Sample Type	Soil

Sample ID	LABORATORY DATA SUMMARY																				COGCC TABLE 910-1 CONCENTRATION LEVELS	ECMC TABLE 915-1 CONCENTRATION LEVELS			UNITS						
	LEV34X-SS1	LEV34X-SS1	LEV34X-SS1	LEV34X-SS2	LEV34X-SS2	LEV34X-SS2	LEV34X-SS3	LEV34X-SS3	LEV34X-SS3	LEV34X-SS4	LEV34X-SS4	LEV34X-SS4	LEV34X-SS5	LEV34X-SS5	LEV34X-SS6	LEV34X-SS6	LEV34X-SS7	LEV34X-SS7	LEV34X-SS8	LEV34X-SS8		LEV34X-BG1	CAR3234-BG1	Residential Soil Levels		Protection of Groundwater					
Depth	0-6"	0-6"	0-6"	0-6"	0-6"	0-6"	0-6"	0-6"	0-6"	0-6"	0-6"	0-6"	0-6"	0-6"	0-6"	0-6"	0-6"	0-6"	0-6"	0-6"	0-6"	0-6"	0-6"	0-6"	0-6"	0-6"					
Sample Date	5/7/2019	6/17/2021	9/5/2024	5/7/2019	6/17/2021	9/5/2024	5/7/2019	6/17/2021	9/5/2024	5/7/2019	6/17/2021	9/5/2024	5/7/2019	6/17/2021	9/5/2024	5/7/2019	6/17/2021	9/5/2024	6/17/2021	9/5/2024	6/17/2021	9/5/2024	5/7/2019	9/5/2024	10/6/2017	0-6"					
Analytical Parameters																															
TPH																															
TPH Gasoline Range Organics	19	NT	NT	28	NT	NT	22	NT	NT	27	NT	NT	<2.0 H	NT	<2.0 H	NT	9.2 H	NT	6.0 JH	NT	NT	NT	NT	NT	NT	NT	NT				
TPH Diesel Range Organics	7.0 J	NT	NT	15	NT	NT	27	NT	NT	46	NT	NT	65	NT	74	NT	41	NT	32	NT	NT	NT	NT	NT	NT	NT	NT				
TPH Oil Range Organics	NT	NT	29.1	NT	NT	32.3	NT	NT	192	NT	NT	224	NT	209	NT	23.4	NT	43.5	NT	114	NT	NT	NT	NT	NT	NT	NT				
BTEX																															
Benzene	<0.0051	NT	NT	<0.0050	NT	NT	<0.0050	NT	NT	<0.0045	NT	NT	<0.014 H	NT	<0.014 H	NT	<0.016 H	NT	<0.018 H	NT	NT	NT	NT	NT	NT	0.17	1.2	0.0026	mg/kg		
Toluene	<0.0081	NT	NT	<0.0080	NT	NT	<0.0079	NT	NT	<0.0079	NT	NT	<0.0079	NT	<0.0080	NT	<0.0089 H	NT	<0.0099 H	NT	NT	NT	NT	NT	NT	NT	85	490	0.69	mg/kg	
Ethylbenzene	<0.0063	NT	NT	<0.0062	NT	NT	<0.0061	NT	NT	<0.0066	NT	NT	<0.0061 H	NT	<0.0062 H	NT	<0.0069 H	NT	<0.0077 H	NT	NT	NT	NT	NT	NT	NT	100	5.8	0.78	mg/kg	
Total Xylene	<0.040	NT	NT	<0.039	NT	NT	<0.039	NT	NT	<0.035	NT	NT	<0.038 H	NT	<0.039 H	NT	<0.043 H	NT	<0.049 H	NT	NT	NT	NT	NT	NT	NT	175	58	9.9	mg/kg	
1,2,4-trimethylbenzene	NT	NT	<0.005	NT	NT	<0.005	NT	NT	<0.005	NT	NT	<0.005	NT	<0.005	NT	<0.005	NT	0.00388 J	NT	<0.005	NT	NT	NT	NT	NT	NT	NA	30	0.0081	mg/kg	
1,3,5-trimethylbenzene	NT	NT	<0.005	NT	NT	<0.005	NT	NT	<0.005	NT	NT	<0.005	NT	<0.005	NT	<0.005	NT	<0.005	NT	<0.005	NT	NT	NT	NT	NT	NT	NA	27	0.0087	mg/kg	
Metals																															
Asbestos	NT	5	NT	NT	6.3	NT	NT	5.8	NT	NT	5.3	NT	4.7	NT	4.4	NT	4.7	NT	4.9	NT	NT	NT	NT	NT	NT	NT	10.0	0.39	0.29	mg/kg	
Barium	NT	140	NT	NT	1800	NT	NT	1700	NT	NT	1600	NT	1400	NT	350	NT	380	NT	350	NT	NT	NT	NT	NT	NT	NT	170	15,000	15,000	82	mg/kg
Cadmium	NT	0.28	NT	NT	0.28	NT	NT	0.25	NT	NT	0.22	NT	0.25	NT	0.2	NT	0.22	NT	0.27	NT	NT	NT	NT	NT	NT	NT	3.9	70	71	0.38	mg/kg
Chromium	NT	7.6	NT	NT	13	NT	NT	15	NT	NT	21.0	NT	9.8	NT	8	NT	9.8	NT	13	NT	NT	NT	NT	NT	NT	NT	17.0	NA	NA	NA	mg/kg
Copper	NT	14	NT	NT	20	NT	NT	13	NT	NT	12	NT	13	NT	12	NT	17	NT	13	NT	NT	NT	NT	NT	NT	NT	20	3,100	3,100	46	mg/kg
Lead	NT	18	NT	NT	26	NT	NT	23	NT	NT	23	NT	19	NT	17	NT	19	NT	20	NT	NT	NT	NT	NT	NT	NT	19	400	400	14	mg/kg
Mercury	NT	0.036	NT	NT	0.029	NT	NT	0.027	NT	NT	0.055	NT	0.1	NT	0.038	NT	0.036	NT	0.034	NT	NT	NT	NT	NT	NT	NT	0.031	23	NA	NA	mg/kg
Nickel	NT	13	NT	NT	15	NT	NT	15	NT	NT	13	NT	13	NT	12	NT	13	NT	16	NT	NT	NT	NT	NT	NT	NT	26	1,500	1,500	26	mg/kg
Selenium	NT	1.1	NT	NT	2.6	NT	NT	1.9	NT	NT	1.5	NT	1.8	NT	1.3	NT	1.5	NT	1.6	NT	NT	NT	NT	NT	NT	NT	5.9	390	390	0.26	mg/kg
Silver	NT	0.074 J	NT	NT	0.074 J	NT	NT	0.075 J	NT	NT	0.072 J	NT	0.086 J	NT	0.073 J	NT	0.079 J	NT	0.11 J	NT	NT	NT	NT	NT	NT	NT	2.9	390	390	0.6	mg/kg
Zinc	NT	51	NT	NT	70	NT	NT	66	NT	NT	59	NT	55	NT	50	NT	55	NT	66	NT	NT	NT	NT	NT	NT	NT	110	23,000	23,000	370	mg/kg
SAR Metals Analysis																															
Calcium	670	830	NT	49	110	NT	38	32	NT	27	83	NT	54	NT	44	NT	78	NT	860	NT	86	20000	NA	NA	NA	NA	NA	NA	NA	mg/L	
Magnesium	93	170	NT	11	41	NT	9.1	8.8	NT	9.5	17	NT	17	NT	8.5	NT	19	NT	140	NT	23	47	NA	NA	NA	NA	NA	NA	NA	mg/L	
Sodium	1600	6000	NT	560	580	NT	450	520	NT	440	190	NT	380	NT	540	NT	940	NT	3400	NT	390	38	NA	NA	NA	NA	NA	NA	NA	mg/L	
Sodium Adsorption Ratio	16	49	9.04	19	12	2.62	17	21	45.8	19	5.0	NT	12	4.25	20	2.01	25	2.85	28	16.9	9.6	0.71	<12	<6	<6	<6	<6	<6	<6	ratio	
Polynuclear Aromatic Hydrocarbons																															
Acenaphthene	NT	<0.0037	NT	NT	<0.0035	NT	NT	<0.0038	NT	NT	<0.0039	NT	0.017	NT	<0.0036	NT	<0.0036	NT	<0.0039	NT	NT	NT	NT	NT	NT	NT	NT	1,000	360	0.55	mg/kg
Anthracene	NT	<0.0039	NT	NT	<0.0037	NT	NT	<0.0041	NT	NT	<0.0042	NT	0.028	NT	<0.0038	NT	<0.0039	NT	<0.0041	NT	NT	NT	NT	NT	NT	NT	NT	1,000	1,800	5.8	mg/kg
Benzo(a)anthracene	NT	0.013	NT	NT	0.0083	NT	NT	0.008	NT	NT	0.015	NT	0.0041 J	0.008	<0.0041	NT	<0.0041	NT	<0.0044	NT	NT	NT	NT	NT	NT	NT	0.22	1.1	0.011	mg/kg	
Benzo(b)fluoranthene	NT	<0.0037	NT	NT	<0.0035	NT	NT	<0.0038	NT	NT	<0.0039	NT	<0.0035	NT	<0.0036	NT	<0.0036	NT	<0.0038	NT	NT	NT	NT	NT	NT	NT	0.22	1.1	0.3	mg/kg	
Benzo(k)fluoranthene	NT	<0.0035	NT	NT	<0.0034	NT	NT	<0.0037	NT	NT	<0.0038	NT	<0.0034	NT	<0.0034	NT	<0.0035	NT	<0.0037	NT	NT	NT	NT	NT	NT	NT	2.2	11.0	2.9	mg/kg	
Benzo(a)pyrene	NT	<0.0035	NT	NT	<0.0033	NT	NT	<0.0036	NT	NT	0.0026	NT	<0.0033	NT	<0.0033	NT	<0.0034	NT	<0.0034	NT	NT	NT	NT	NT	NT	NT	0.022	0.11	0.24	mg/kg	
Chrysene	NT	0.02	NT	NT	0.013	NT	NT	0.021	NT	NT	0.021	NT	0.013	NT	<0.0038	NT	<0.0039	NT	<0.0042	NT	NT	NT	NT	NT	NT	NT	22	110	9	mg/kg	
Dibenzo(a,h)anthracene	NT	<0.0035	NT	NT	<0.0034	NT	NT	<0.0037	NT	NT	<0.0038	NT	<0.0034	NT	<0.0033	NT	<0.0033	NT	<0.0037	NT	NT	NT	NT	NT	NT	NT	0.022	0.11	0.096	mg/kg	
Fluoranthene	NT	<0.0034	NT	NT	<0.0033	NT	NT	<0.0036	NT	NT	<0.0037	NT	0.020	NT	<0.0033	NT	<0.0034	NT	<0.0036	NT	NT	NT	NT	NT	NT	NT	1,000	240	8.9	mg/kg	
Fluorene	NT	<0.0034	NT	NT	<0.0032	NT	NT	<0.0035	NT	NT	<0.0036	NT	0.022	NT	<0.0033	NT	<0.0033	NT	<0.0035	NT	NT	NT	NT	NT	NT	NT	1,000	240	0.54	mg/kg	
Indeno(1,2,3-cd)pyrene	NT	<0.0038	NT	NT	<0.0036	NT	NT	<0.0039	NT	NT	<0.0040	NT	<0.0036	NT	<0.0037	NT	<0.0037	NT	<0.0040	NT	NT	NT	NT	NT	NT	NT	0.22	1.1	0.98	mg/kg	
1-methylnaphthalene	NT	NT	<0.02	NT	NT	<0.02	NT	NT	NT	NT	0.0115 J	NT	NT	0.00550 J	NT	<0.02	NT	<0.02	NT	<0.02	NT	NT	NT	NT	NT	NT	NA	18.00	0.006	mg/kg	
2-methylnaphthalene	NT	NT	<0.02	NT	NT	<0.02	NT	NT	NT	NT	0.0189 J	NT	NT	0.00975 J	NT	<0.02	NT	<0.02	NT	<0.02	NT	NT	NT	NT	NT	NT	24.00	NA	0.019	mg/kg	
Naphthalene	NT	<0.0042	NT	NT	<0.0040	NT	NT	<0.0044	NT	NT	<0.0045	NT	0.067	NT	<0.0041	NT	<0.0041	NT	<0.0044	NT	NT	NT	NT	NT	NT	NT	23	2	0.0038	mg/kg	
Pyrene	NT	<0.0041	NT	NT	<0.0040	NT	NT	<0.0043	NT	NT	<0.0044	NT	0.023	NT	<0.0040	NT	<0.0041	NT	<0.0044	NT	NT	NT	NT	NT	NT	NT	1,000	180	1.3	mg/kg	
General Chemistry																															
Chromium, Hexavalent	NT	<0.89	<1.00	NT	<0.86	<1.00	NT	<0.94	0.412 J	NT	1.1 J	<1.00	<0.86	0.275 J	<0.87	<1.00	<0.88	<1.00	<0.94	<1.00	NT	<1.1	23	0.3	0.00067	mg/kg					
Chromium, Trivalent	NT	7.6	NT	NT	13																										



30-Jun-2021

Tim Dobransky
Entrada Consulting Group
240 Mesa Ave.
Grand Junction, CO 81501

Re: **Leison 34X Spill Resampling**

Work Order: **21062059**

Dear Tim,

ALS Environmental received 8 samples on 19-Jun-2021 10:30 AM for the analyses presented in the following report.

The analytical data provided relates directly to the samples received by ALS Environmental - Holland and for only the analyses requested.

Sample results are compliant with industry accepted practices and Quality Control results achieved laboratory specifications. Any exceptions are noted in the Case Narrative, or noted with qualifiers in the report or QC batch information. Should this laboratory report need to be reproduced, it should be reproduced in full unless written approval has been obtained from ALS Environmental. Samples will be disposed in 30 days unless storage arrangements are made.

The total number of pages in this report is 48.

If you have any questions regarding this report, please feel free to contact me:

ADDRESS: 3352 128th Avenue, Holland, MI, USA
PHONE: +1 (616) 399-6070 FAX: +1 (616) 399-6185

Sincerely,

A handwritten signature in black ink, appearing to read "Chad Whelton", is written over a faint, light-colored signature line.

Electronically approved by: Chad Whelton

Chad Whelton
Project Manager

Report of Laboratory Analysis

Certificate No: MN 026-999-449

ALS GROUP USA, CORP Part of the ALS Laboratory Group A Campbell Brothers Limited Company

Environmental 

www.alsglobal.com

RIGHT SOLUTIONS RIGHT PARTNER

Client: Entrada Consulting Group
Project: Leison 34X Spill Resampling
Work Order: 21062059

Work Order Sample Summary

<u>Lab Samp ID</u>	<u>Client Sample ID</u>	<u>Matrix</u>	<u>Tag Number</u>	<u>Collection Date</u>	<u>Date Received</u>	<u>Hold</u>
21062059-01	LEV34X-SS1	Soil		6/17/2021 10:00	6/19/2021 10:30	<input type="checkbox"/>
21062059-02	LEV34X-SS2	Soil		6/17/2021 10:15	6/19/2021 10:30	<input type="checkbox"/>
21062059-03	LEV34X-SS3	Soil		6/17/2021 11:00	6/19/2021 10:30	<input type="checkbox"/>
21062059-04	LEV34X-SS4	Soil		6/17/2021 11:45	6/19/2021 10:30	<input type="checkbox"/>
21062059-05	LEV34X-SS5	Soil		6/17/2021 10:45	6/19/2021 10:30	<input type="checkbox"/>
21062059-06	LEV34X-SS6	Soil		6/17/2021 11:15	6/19/2021 10:30	<input type="checkbox"/>
21062059-07	LEV34X-SS7	Soil		6/17/2021 11:30	6/19/2021 10:30	<input type="checkbox"/>
21062059-08	LEV34X-SS8	Soil		6/17/2021 12:00	6/19/2021 10:30	<input type="checkbox"/>

Client: Entrada Consulting Group
Project: Leison 34X Spill Resampling
Work Order: 21062059

Case Narrative

Batch 179104, Method SW8015D, Samples 21062059-05A through -08A: Holding time was exceeded. GROs from a bulk sample were not preserved within 48 hours of collection in accordance with EPA 5035A. Results are to be considered estimated.

Batch 179213, Method SW8270E, Sample LEV34X-SS8 (21062059-08A): One or more surrogate recoveries were below the lower control limits. The sample results may be biased low.

Batch 179213, Method SW8270E, Sample LEV34X-SS7 (21062059-07A): One or more surrogate recoveries were below the lower control limits. The sample results may be biased low.

Batch R320650, Method SW3550C, Sample 21062059-03A DUP: The RPD between the sample and its duplicate was out of control for moisture. The corresponding sample result should be considered estimated for this analyte.

Batch 179146, Method SW6020B, Sample 21062059-06A MS/MSD: The MS/MSD recoveries were outside of the control limits; however, the results in the parent sample are greater than 4x the spike amount. No qualification is required for these analytes: Barium, Zinc.

Batch 179146, Method SW6020B, Sample 21062059-06A MS/MSD: The MS/MSD recoveries were below the lower control limits. The corresponding results in the parent sample may be biased low for these analytes: Cadmium, Silver.

Batch 179146, Method SW6020B, Sample 21062059-06A MS/MSD: The MS/MSD recoveries were above the upper control limits. The corresponding results in the parent sample may be biased high for these analytes: Chromium, Lead.

Batch 179025, Method SW7471B, Sample 21062059-05A MS/MSD: The MS/MSD recovery was below the lower control limit. The corresponding result in the parent sample may be biased low for this analyte: Mercury.

Batch 179145, Method SW6020B, Sample 21062059-01A MS/MSD: The MS/MSD recoveries were above the upper control limits. The corresponding results in the parent sample may be biased high for these analytes: Chromium, Lead.

Batch 179145, Method SW6020B, Sample 21062059-01A MS/MSD: The MS/MSD recoveries were outside of the control limits; however, the results in the parent sample are greater than 4x the spike amount. No qualification is required for these analytes: Barium, Zinc.

Client: Entrada Consulting Group
Project: Leison 34X Spill Resampling
Work Order: 21062059

Case Narrative

Batch 179145, Method SW6020B, Sample 21062059-01A MS: The MS recovery was outside of the control limit. However, the MSD recovery and the RPD between the MS and MSD was in control. No qualification is required for this analyte: Silver.

Batch 179104, Method SW8015D, Sample 21062059-05A MS/MSD: The MS/MSD recovery was above the upper control limit. The corresponding result in the parent sample was non-detect, therefore no qualification is necessary: GRO.

Batch 179438, Method SW7196A, Sample 21062059-07A MSD: The RPD between the MS and MSD was outside of the control limit. The corresponding result should be considered estimated for this compound: hexavalent chromium.

<u>Qualifier</u>	<u>Description</u>
*	Value exceeds Regulatory Limit
**	Estimated Value
a	Analyte is non-accredited
B	Analyte detected in the associated Method Blank above the Reporting Limit
E	Value above quantitation range
H	Analyzed outside of Holding Time
Hr	BOD/CBOD - Sample was reset outside Hold Time, value should be considered estimated.
J	Analyte is present at an estimated concentration between the MDL and Report Limit
ND	Not Detected at the Reporting Limit
O	Sample amount is > 4 times amount spiked
P	Dual Column results percent difference > 40%
R	RPD above laboratory control limit
S	Spike Recovery outside laboratory control limits
U	Analyzed but not detected above the MDL
X	Analyte was detected in the Method Blank between the MDL and Reporting Limit, sample results may exhibit background or reagent contamination at the observed level.

<u>Acronym</u>	<u>Description</u>
DUP	Method Duplicate
LCS	Laboratory Control Sample
LCSD	Laboratory Control Sample Duplicate
LOD	Limit of Detection (see MDL)
LOQ	Limit of Quantitation (see PQL)
MBLK	Method Blank
MDL	Method Detection Limit
MS	Matrix Spike
MSD	Matrix Spike Duplicate
PQL	Practical Quantitation Limit
RPD	Relative Percent Difference
TDL	Target Detection Limit
TNTC	Too Numerous To Count
A	APHA Standard Methods
D	ASTM
E	EPA
SW	SW-846 Update III

<u>Units Reported</u>	<u>Description</u>
% of sample	Percent of Sample
°C	Degrees Celcius
mg/Kg	Milligrams per Kilogram
mg/Kg-dry	Milligrams per Kilogram Dry Weight
mg/L	Milligrams per Liter
mmhos/cm @25°C	Millimhos-Centimeter at 25 Degrees Celcius
none	

s.u. Standard Units

ALS Group, USA

Date: 30-Jun-21

Client: Entrada Consulting Group
Project: Leison 34X Spill Resampling
Sample ID: LEV34X-SS1
Collection Date: 6/17/2021 10:00 AM

Work Order: 21062059
Lab ID: 21062059-01
Matrix: SOIL

Analyses	Result	Qual	MDL	Report Limit	Units	Dilution Factor	Date Analyzed
MERCURY BY CVAA							
			Method: SW7471B		Prep: SW7471 / 6/23/21		Analyst: MTW
Mercury	0.036		0.014	0.020	mg/Kg-dry	1	6/23/2021 19:16
METALS BY ICP-MS							
			Method: SW6020B		Prep: SW3050B / 6/24/21		Analyst: STP
Arsenic	5.0		0.049	0.41	mg/Kg-dry	1	6/24/2021 23:42
Barium	140		0.37	0.41	mg/Kg-dry	1	6/24/2021 23:42
Boron	14		1.5	1.6	mg/Kg-dry	1	6/24/2021 23:42
Cadmium	0.28		0.024	0.16	mg/Kg-dry	1	6/24/2021 23:42
Chromium	7.6		0.18	0.41	mg/Kg-dry	1	6/24/2021 23:42
Copper	14		0.41	0.41	mg/Kg-dry	1	6/25/2021 21:34
Lead	18		0.20	0.41	mg/Kg-dry	1	6/24/2021 23:42
Nickel	13		0.21	0.41	mg/Kg-dry	1	6/24/2021 23:42
Selenium	1.1		0.37	0.41	mg/Kg-dry	1	6/24/2021 23:42
Silver	0.074	J	0.054	0.41	mg/Kg-dry	1	6/25/2021 21:34
Zinc	51		0.80	0.81	mg/Kg-dry	1	6/24/2021 23:42
SOLUBLE CATIONS FOR SAR							
			Method: SW6020B		Prep: USDA Method 20B / 6/28/21		Analyst: STP
Calcium	830		2.5	5.0	mg/L	10	6/29/2021 05:09
Magnesium	170		0.50	2.0	mg/L	10	6/29/2021 05:09
Sodium	6,000		18	20	mg/L	100	6/29/2021 18:38
SODIUM ADSORPTION RATIO							
			Method: USDA H60 METHOD 20B		Prep: USDA Method 20B / 6/28/21		Analyst: STP
Sodium Adsorption Ratio	49		0.010	0.010	none	1	6/28/2021
POLYNUCLEAR AROMATIC HYDROCARBONS (PAHS)							
			Method: SW8270E		Prep: SW3546 / 6/24/21		Analyst: EEW
Acenaphthene	U		0.0037	0.0043	mg/Kg-dry	1	6/24/2021 22:37
Anthracene	U		0.0039	0.0043	mg/Kg-dry	1	6/24/2021 22:37
Benzo(a)anthracene	0.013		0.0042	0.0043	mg/Kg-dry	1	6/24/2021 22:37
Benzo(a)pyrene	U		0.0035	0.0043	mg/Kg-dry	1	6/24/2021 22:37
Benzo(b)fluoranthene	U		0.0037	0.0043	mg/Kg-dry	1	6/24/2021 22:37
Benzo(k)fluoranthene	U		0.0035	0.0043	mg/Kg-dry	1	6/24/2021 22:37
Chrysene	0.020		0.0040	0.0043	mg/Kg-dry	1	6/24/2021 22:37
Dibenzo(a,h)anthracene	U		0.0035	0.0043	mg/Kg-dry	1	6/24/2021 22:37
Fluoranthene	U		0.0034	0.0043	mg/Kg-dry	1	6/24/2021 22:37
Fluorene	U		0.0034	0.0043	mg/Kg-dry	1	6/24/2021 22:37
Indeno(1,2,3-cd)pyrene	U		0.0038	0.0043	mg/Kg-dry	1	6/24/2021 22:37
Naphthalene	U		0.0042	0.0043	mg/Kg-dry	1	6/24/2021 22:37
Pyrene	U		0.0041	0.0043	mg/Kg-dry	1	6/24/2021 22:37
Surr: 2-Fluorobiphenyl	48.6			20-140	%REC	1	6/24/2021 22:37
Surr: 4-Terphenyl-d14	38.5			22-172	%REC	1	6/24/2021 22:37

Note: See Qualifiers page for a list of qualifiers and their definitions.

ALS Group, USA

Date: 30-Jun-21

Client: Entrada Consulting Group
Project: Leison 34X Spill Resampling
Sample ID: LEV34X-SS1
Collection Date: 6/17/2021 10:00 AM

Work Order: 21062059
Lab ID: 21062059-01
Matrix: SOIL

Analyses	Result	Qual	MDL	Report Limit	Units	Dilution Factor	Date Analyzed
<i>Surr: Nitrobenzene-d5</i>	38.9			28-140	%REC	1	6/24/2021 22:37
ELECTRICAL CONDUCTIVITY (SAR)				Method: USDA H60 METHOD 20B	Prep: USDA Method 20B / 6/28/21		Analyst: QTN
Electrical Conductivity @ Saturation	34		0.011	0.10	mmhos/cm @25°C	20	6/28/2021 17:56
CHROMIUM, TRIVALENT				Method: CALCULATION			Analyst: JB
Chromium, Trivalent	7.6		0.89	1.1	mg/Kg-dry	1	6/30/2021 09:15
CHROMIUM, HEXAVALENT				Method: SW7196A	Prep: SW3060A / 6/29/21		Analyst: KTP
Chromium, Hexavalent	U		0.89	1.1	mg/Kg-dry	1	6/30/2021 15:20
MOISTURE				Method: SW3550C			Analyst: CDG
Moisture	5.1		0.10	0.10	% of sample	1	6/24/2021 14:38

Note: See Qualifiers page for a list of qualifiers and their definitions.

ALS Group, USA

Date: 30-Jun-21

Client: Entrada Consulting Group
 Project: Leison 34X Spill Resampling
 Sample ID: LEV34X-SS2
 Collection Date: 6/17/2021 10:15 AM

Work Order: 21062059
 Lab ID: 21062059-02
 Matrix: SOIL

Analyses	Result	Qual	MDL	Report Limit	Units	Dilution Factor	Date Analyzed
MERCURY BY CVAA							
			Method: SW7471B		Prep: SW7471 / 6/23/21		Analyst: MTW
Mercury	0.029		0.012	0.018	mg/Kg-dry	1	6/23/2021 19:18
METALS BY ICP-MS							
			Method: SW6020B		Prep: SW3050B / 6/24/21		Analyst: STP
Arsenic	6.3		0.044	0.37	mg/Kg-dry	1	6/24/2021 23:51
Barium	1,800		34	37	mg/Kg-dry	100	6/28/2021 16:23
Boron	14		1.4	1.5	mg/Kg-dry	1	6/24/2021 23:51
Cadmium	0.28		0.022	0.15	mg/Kg-dry	1	6/24/2021 23:51
Chromium	13		0.16	0.37	mg/Kg-dry	1	6/24/2021 23:51
Copper	20		3.7	3.7	mg/Kg-dry	10	6/25/2021 21:48
Lead	26		0.18	0.37	mg/Kg-dry	1	6/24/2021 23:51
Nickel	15		0.19	0.37	mg/Kg-dry	1	6/24/2021 23:51
Selenium	2.6		0.34	0.37	mg/Kg-dry	1	6/24/2021 23:51
Silver	0.074	J	0.049	0.37	mg/Kg-dry	1	6/25/2021 21:52
Zinc	70		0.72	0.74	mg/Kg-dry	1	6/24/2021 23:51
SOLUBLE CATIONS FOR SAR							
			Method: SW6020B		Prep: USDA Method 20B / 6/28/21		Analyst: STP
Calcium	110		2.5	5.0	mg/L	10	6/29/2021 05:11
Magnesium	41		0.50	2.0	mg/L	10	6/29/2021 05:11
Sodium	580		1.8	2.0	mg/L	10	6/29/2021 05:11
SODIUM ADSORPTION RATIO							
			Method: USDA H60 METHOD 20B		Prep: USDA Method 20B / 6/28/21		Analyst: STP
Sodium Adsorption Ratio	12		0.010	0.010	none	1	6/28/2021
POLYNUCLEAR AROMATIC HYDROCARBONS (PAHS)							
			Method: SW8270E		Prep: SW3546 / 6/24/21		Analyst: EEW
Acenaphthene	U		0.0035	0.0041	mg/Kg-dry	1	6/24/2021 22:52
Anthracene	U		0.0037	0.0041	mg/Kg-dry	1	6/24/2021 22:52
Benzo(a)anthracene	0.0083		0.0040	0.0041	mg/Kg-dry	1	6/24/2021 22:52
Benzo(a)pyrene	U		0.0033	0.0041	mg/Kg-dry	1	6/24/2021 22:52
Benzo(b)fluoranthene	U		0.0035	0.0041	mg/Kg-dry	1	6/24/2021 22:52
Benzo(k)fluoranthene	U		0.0034	0.0041	mg/Kg-dry	1	6/24/2021 22:52
Chrysene	0.013		0.0038	0.0041	mg/Kg-dry	1	6/24/2021 22:52
Dibenzo(a,h)anthracene	U		0.0034	0.0041	mg/Kg-dry	1	6/24/2021 22:52
Fluoranthene	U		0.0033	0.0041	mg/Kg-dry	1	6/24/2021 22:52
Fluorene	U		0.0032	0.0041	mg/Kg-dry	1	6/24/2021 22:52
Indeno(1,2,3-cd)pyrene	U		0.0036	0.0041	mg/Kg-dry	1	6/24/2021 22:52
Naphthalene	U		0.0040	0.0041	mg/Kg-dry	1	6/24/2021 22:52
Pyrene	U		0.0040	0.0041	mg/Kg-dry	1	6/24/2021 22:52
Surr: 2-Fluorobiphenyl	78.8			20-140	%REC	1	6/24/2021 22:52
Surr: 4-Terphenyl-d14	63.1			22-172	%REC	1	6/24/2021 22:52

Note: See Qualifiers page for a list of qualifiers and their definitions.

ALS Group, USA

Date: 30-Jun-21

Client: Entrada Consulting Group
Project: Leison 34X Spill Resampling
Sample ID: LEV34X-SS2
Collection Date: 6/17/2021 10:15 AM

Work Order: 21062059
Lab ID: 21062059-02
Matrix: SOIL

Analyses	Result	Qual	MDL	Report Limit	Units	Dilution Factor	Date Analyzed
<i>Surr: Nitrobenzene-d5</i>	63.5			28-140	%REC	1	6/24/2021 22:52
CHROMIUM, TRIVALENT				Method: CALCULATION			Analyst: JB
Chromium, Trivalent	13		0.86	1.0	mg/Kg-dry	1	6/30/2021 09:15
CHROMIUM, HEXAVALENT				Method: SW7196A	Prep: SW3060A / 6/29/21		Analyst: KTP
Chromium, Hexavalent	U		0.86	1.0	mg/Kg-dry	1	6/30/2021 15:20
MOISTURE				Method: SW3550C			Analyst: CDG
Moisture	1.2		0.10	0.10	% of sample	1	6/24/2021 14:38
SOIL PH MEASURED IN WATER AT NOTED TEMP.				Method: SW9045D	Prep: SW9045D / 6/22/21		Analyst: QTN
pH	7.95		0.10	0.10	s.u.	1	6/23/2021 08:03
Temperature	20.3		0.10	0.10	°C	1	6/23/2021 08:03

Note: See Qualifiers page for a list of qualifiers and their definitions.

ALS Group, USA

Date: 30-Jun-21

Client: Entrada Consulting Group
Project: Leison 34X Spill Resampling
Sample ID: LEV34X-SS3
Collection Date: 6/17/2021 11:00 AM

Work Order: 21062059
Lab ID: 21062059-03
Matrix: SOIL

Analyses	Result	Qual	MDL	Report Limit	Units	Dilution Factor	Date Analyzed
MERCURY BY CVAA							
			Method: SW7471B		Prep: SW7471 / 6/23/21		Analyst: MTW
Mercury	0.027		0.013	0.019	mg/Kg-dry	1	6/23/2021 19:20
METALS BY ICP-MS							
			Method: SW6020B		Prep: SW3050B / 6/24/21		Analyst: STP
Arsenic	5.8		0.051	0.42	mg/Kg-dry	1	6/24/2021 23:53
Barium	1,700		39	42	mg/Kg-dry	100	6/28/2021 16:25
Boron	15		1.6	1.7	mg/Kg-dry	1	6/24/2021 23:53
Cadmium	0.25		0.025	0.17	mg/Kg-dry	1	6/24/2021 23:53
Chromium	15		0.19	0.42	mg/Kg-dry	1	6/24/2021 23:53
Copper	13		0.42	0.42	mg/Kg-dry	1	6/25/2021 21:54
Lead	23		0.20	0.42	mg/Kg-dry	1	6/24/2021 23:53
Nickel	15		0.22	0.42	mg/Kg-dry	1	6/24/2021 23:53
Selenium	1.9		0.39	0.42	mg/Kg-dry	1	6/24/2021 23:53
Silver	0.075	J	0.056	0.42	mg/Kg-dry	1	6/25/2021 21:54
Zinc	66		0.83	0.85	mg/Kg-dry	1	6/24/2021 23:53
SOLUBLE CATIONS FOR SAR							
			Method: SW6020B		Prep: USDA Method 20B / 6/28/21		Analyst: STP
Calcium	32		2.5	5.0	mg/L	10	6/29/2021 05:12
Magnesium	8.8		0.50	2.0	mg/L	10	6/29/2021 05:12
Sodium	520		1.8	2.0	mg/L	10	6/29/2021 05:12
SODIUM ADSORPTION RATIO							
			Method: USDA H60 METHOD 20B		Prep: USDA Method 20B / 6/28/21		Analyst: STP
Sodium Adsorption Ratio	21		0.010	0.010	none	1	6/28/2021
POLYNUCLEAR AROMATIC HYDROCARBONS (PAHS)							
			Method: SW8270E		Prep: SW3546 / 6/24/21		Analyst: EEW
Acenaphthene	U		0.0038	0.0045	mg/Kg-dry	1	6/24/2021 23:08
Anthracene	U		0.0041	0.0045	mg/Kg-dry	1	6/24/2021 23:08
Benzo(a)anthracene	0.0080		0.0044	0.0045	mg/Kg-dry	1	6/24/2021 23:08
Benzo(a)pyrene	U		0.0036	0.0045	mg/Kg-dry	1	6/24/2021 23:08
Benzo(b)fluoranthene	U		0.0038	0.0045	mg/Kg-dry	1	6/24/2021 23:08
Benzo(k)fluoranthene	U		0.0037	0.0045	mg/Kg-dry	1	6/24/2021 23:08
Chrysene	0.016		0.0041	0.0045	mg/Kg-dry	1	6/24/2021 23:08
Dibenzo(a,h)anthracene	U		0.0037	0.0045	mg/Kg-dry	1	6/24/2021 23:08
Fluoranthene	U		0.0036	0.0045	mg/Kg-dry	1	6/24/2021 23:08
Fluorene	U		0.0035	0.0045	mg/Kg-dry	1	6/24/2021 23:08
Indeno(1,2,3-cd)pyrene	U		0.0039	0.0045	mg/Kg-dry	1	6/24/2021 23:08
Naphthalene	U		0.0044	0.0045	mg/Kg-dry	1	6/24/2021 23:08
Pyrene	U		0.0043	0.0045	mg/Kg-dry	1	6/24/2021 23:08
Surr: 2-Fluorobiphenyl	71.4			20-140	%REC	1	6/24/2021 23:08
Surr: 4-Terphenyl-d14	56.9			22-172	%REC	1	6/24/2021 23:08

Note: See Qualifiers page for a list of qualifiers and their definitions.

ALS Group, USA

Date: 30-Jun-21

Client: Entrada Consulting Group
Project: Leison 34X Spill Resampling
Sample ID: LEV34X-SS3
Collection Date: 6/17/2021 11:00 AM

Work Order: 21062059
Lab ID: 21062059-03
Matrix: SOIL

Analyses	Result	Qual	MDL	Report Limit	Units	Dilution Factor	Date Analyzed
<i>Surr: Nitrobenzene-d5</i>	60.2			28-140	%REC	1	6/24/2021 23:08
CHROMIUM, TRIVALENT				Method: CALCULATION			Analyst: JB
Chromium, Trivalent	15		0.94	1.1	mg/Kg-dry	1	6/30/2021 09:15
CHROMIUM, HEXAVALENT				Method: SW7196A	Prep: SW3060A / 6/29/21		Analyst: KTP
Chromium, Hexavalent	U		0.94	1.1	mg/Kg-dry	1	6/30/2021 15:20
MOISTURE				Method: SW3550C			Analyst: CDG
Moisture	9.6		0.10	0.10	% of sample	1	6/25/2021 15:40
SOIL PH MEASURED IN WATER AT NOTED TEMP.				Method: SW9045D	Prep: SW9045D / 6/22/21		Analyst: QTN
pH	9.08		0.10	0.10	s.u.	1	6/23/2021 08:03
Temperature	20.3		0.10	0.10	°C	1	6/23/2021 08:03

Note: See Qualifiers page for a list of qualifiers and their definitions.

ALS Group, USA

Date: 30-Jun-21

Client: Entrada Consulting Group
 Project: Leison 34X Spill Resampling
 Sample ID: LEV34X-SS4
 Collection Date: 6/17/2021 11:45 AM

Work Order: 21062059
 Lab ID: 21062059-04
 Matrix: SOIL

Analyses	Result	Qual	MDL	Report Limit	Units	Dilution Factor	Date Analyzed
MERCURY BY CVAA							
			Method: SW7471B		Prep: SW7471 / 6/23/21		Analyst: MTW
Mercury	0.055		0.013	0.019	mg/Kg-dry	1	6/23/2021 19:21
METALS BY ICP-MS							
			Method: SW6020B		Prep: SW3050B / 6/24/21		Analyst: STP
Arsenic	5.3		0.047	0.39	mg/Kg-dry	1	6/25/2021 00:02
Barium	1,600		36	39	mg/Kg-dry	100	6/25/2021 22:05
Boron	9.3		1.5	1.6	mg/Kg-dry	1	6/25/2021 00:02
Cadmium	0.22		0.024	0.16	mg/Kg-dry	1	6/25/2021 00:02
Chromium	21		0.17	0.39	mg/Kg-dry	1	6/25/2021 00:02
Copper	12		0.39	0.39	mg/Kg-dry	1	6/25/2021 22:17
Lead	23		0.19	0.39	mg/Kg-dry	1	6/25/2021 00:02
Nickel	13		0.20	0.39	mg/Kg-dry	1	6/25/2021 00:02
Selenium	1.5		0.36	0.39	mg/Kg-dry	1	6/25/2021 00:02
Silver	0.072	J	0.052	0.39	mg/Kg-dry	1	6/25/2021 22:17
Zinc	59		0.77	0.78	mg/Kg-dry	1	6/25/2021 00:02
SOLUBLE CATIONS FOR SAR							
			Method: SW6020B		Prep: USDA Method 20B / 6/28/21		Analyst: STP
Calcium	83		2.5	5.0	mg/L	10	6/29/2021 05:14
Magnesium	17		0.50	2.0	mg/L	10	6/29/2021 05:14
Sodium	190		1.8	2.0	mg/L	10	6/29/2021 05:14
SODIUM ADSORPTION RATIO							
			Method: USDA H60 METHOD 20B		Prep: USDA Method 20B / 6/28/21		Analyst: STP
Sodium Adsorption Ratio	5.0		0.010	0.010	none	1	6/28/2021
POLYNUCLEAR AROMATIC HYDROCARBONS (PAHS)							
			Method: SW8270E		Prep: SW3546 / 6/24/21		Analyst: EEW
Acenaphthene	U		0.0039	0.0046	mg/Kg-dry	1	6/24/2021 23:24
Anthracene	U		0.0042	0.0046	mg/Kg-dry	1	6/24/2021 23:24
Benzo(a)anthracene	0.015		0.0045	0.0046	mg/Kg-dry	1	6/24/2021 23:24
Benzo(a)pyrene	0.026		0.0037	0.0046	mg/Kg-dry	1	6/24/2021 23:24
Benzo(b)fluoranthene	U		0.0039	0.0046	mg/Kg-dry	1	6/24/2021 23:24
Benzo(k)fluoranthene	U		0.0038	0.0046	mg/Kg-dry	1	6/24/2021 23:24
Chrysene	0.021		0.0043	0.0046	mg/Kg-dry	1	6/24/2021 23:24
Dibenzo(a,h)anthracene	U		0.0038	0.0046	mg/Kg-dry	1	6/24/2021 23:24
Fluoranthene	U		0.0037	0.0046	mg/Kg-dry	1	6/24/2021 23:24
Fluorene	U		0.0036	0.0046	mg/Kg-dry	1	6/24/2021 23:24
Indeno(1,2,3-cd)pyrene	U		0.0040	0.0046	mg/Kg-dry	1	6/24/2021 23:24
Naphthalene	U		0.0045	0.0046	mg/Kg-dry	1	6/24/2021 23:24
Pyrene	U		0.0044	0.0046	mg/Kg-dry	1	6/24/2021 23:24
Surr: 2-Fluorobiphenyl	74.3			20-140	%REC	1	6/24/2021 23:24
Surr: 4-Terphenyl-d14	57.5			22-172	%REC	1	6/24/2021 23:24

Note: See Qualifiers page for a list of qualifiers and their definitions.

ALS Group, USA

Date: 30-Jun-21

Client: Entrada Consulting Group
Project: Leison 34X Spill Resampling
Sample ID: LEV34X-SS4
Collection Date: 6/17/2021 11:45 AM

Work Order: 21062059
Lab ID: 21062059-04
Matrix: SOIL

Analyses	Result	Qual	MDL	Report Limit	Units	Dilution Factor	Date Analyzed
<i>Surr: Nitrobenzene-d5</i>	61.1			28-140	%REC	1	6/24/2021 23:24
ELECTRICAL CONDUCTIVITY (SAR)				Method: USDA H60 METHOD 20B	Prep: USDA Method 20B / 6/28/21		Analyst: QTN
Electrical Conductivity @ Saturation	1.5		0.011	0.10	mmhos/cm @25°C	20	6/28/2021 17:56
CHROMIUM, TRIVALENT				Method: CALCULATION			Analyst: JB
Chromium, Trivalent	20		0.98	1.2	mg/Kg-dry	1	6/30/2021 09:15
CHROMIUM, HEXAVALENT				Method: SW7196A	Prep: SW3060A / 6/29/21		Analyst: KTP
Chromium, Hexavalent	1.1	J	0.98	1.2	mg/Kg-dry	1	6/30/2021 15:20
MOISTURE				Method: SW3550C			Analyst: CDG
Moisture	13		0.10	0.10	% of sample	1	6/24/2021 15:23

Note: See Qualifiers page for a list of qualifiers and their definitions.

ALS Group, USA

Date: 30-Jun-21

Client: Entrada Consulting Group
Project: Leison 34X Spill Resampling
Sample ID: LEV34X-SS5
Collection Date: 6/17/2021 10:45 AM

Work Order: 21062059
Lab ID: 21062059-05
Matrix: SOIL

Analyses	Result	Qual	MDL	Report Limit	Units	Dilution Factor	Date Analyzed
DIESEL RANGE ORGANICS BY GC-FID							
			Method: SW8015D		Prep: SW3550 / 6/23/21		Analyst: JZB
DRO (C10-C28)	65		2.9	10	mg/Kg-dry	1	6/24/2021 20:24
Surr: 4-Terphenyl-d14	49.7			33-111	%REC	1	6/24/2021 20:24
GASOLINE RANGE ORGANICS BY GC-FID							
			Method: SW8015D		Prep: SW5035A / 6/22/21		Analyst: JZB
GRO (C6-C10)	U	H	2.0	4.8	mg/Kg	1	6/24/2021 03:20
Surr: Toluene-d8	80.0			71-123	%REC	1	6/24/2021 03:20
MERCURY BY CVAA							
			Method: SW7471B		Prep: SW7471 / 6/23/21		Analyst: MTW
Mercury	0.10		0.013	0.019	mg/Kg-dry	1	6/23/2021 19:23
METALS BY ICP-MS							
			Method: SW6020B		Prep: SW3050B / 6/24/21		Analyst: STP
Arsenic	4.7		0.044	0.37	mg/Kg-dry	1	6/25/2021 00:04
Barium	1,400		34	37	mg/Kg-dry	100	6/25/2021 22:07
Cadmium	0.25		0.022	0.15	mg/Kg-dry	1	6/25/2021 00:04
Chromium	9.8		0.16	0.37	mg/Kg-dry	1	6/25/2021 00:04
Copper	13		0.37	0.37	mg/Kg-dry	1	6/25/2021 22:23
Lead	19		0.18	0.37	mg/Kg-dry	1	6/25/2021 00:04
Nickel	13		0.19	0.37	mg/Kg-dry	1	6/25/2021 00:04
Selenium	1.8		0.34	0.37	mg/Kg-dry	1	6/25/2021 00:04
Silver	0.086	J	0.049	0.37	mg/Kg-dry	1	6/25/2021 22:23
Zinc	55		0.72	0.74	mg/Kg-dry	1	6/25/2021 00:04
SOLUBLE CATIONS FOR SAR							
			Method: SW6020B		Prep: USDA Method 20B / 6/28/21		Analyst: STP
Calcium	54		2.5	5.0	mg/L	10	6/29/2021 05:15
Magnesium	17		0.50	2.0	mg/L	10	6/29/2021 05:15
Sodium	380		1.8	2.0	mg/L	10	6/29/2021 05:15
SODIUM ADSORPTION RATIO							
			Method: USDA H60 METHOD 20B		Prep: USDA Method 20B / 6/28/21		Analyst: STP
Sodium Adsorption Ratio	12		0.010	0.010	none	1	6/28/2021
POLYNUCLEAR AROMATIC HYDROCARBONS (PAHS)							
			Method: SW8270E		Prep: SW3546 / 6/25/21		Analyst: EEW
Acenaphthene	0.017		0.0035	0.0041	mg/Kg-dry	1	6/25/2021 20:10
Anthracene	0.028		0.0037	0.0041	mg/Kg-dry	1	6/25/2021 20:10
Benzo(a)anthracene	0.0041	J	0.0040	0.0041	mg/Kg-dry	1	6/25/2021 20:10
Benzo(a)pyrene	U		0.0033	0.0041	mg/Kg-dry	1	6/25/2021 20:10
Benzo(b)fluoranthene	U		0.0035	0.0041	mg/Kg-dry	1	6/25/2021 20:10
Benzo(k)fluoranthene	U		0.0034	0.0041	mg/Kg-dry	1	6/25/2021 20:10
Chrysene	0.013		0.0038	0.0041	mg/Kg-dry	1	6/25/2021 20:10
Dibenzo(a,h)anthracene	U		0.0034	0.0041	mg/Kg-dry	1	6/25/2021 20:10

Note: See Qualifiers page for a list of qualifiers and their definitions.

ALS Group, USA

Date: 30-Jun-21

Client: Entrada Consulting Group
Project: Leison 34X Spill Resampling
Sample ID: LEV34X-SS5
Collection Date: 6/17/2021 10:45 AM

Work Order: 21062059
Lab ID: 21062059-05
Matrix: SOIL

Analyses	Result	Qual	MDL	Report Limit	Units	Dilution Factor	Date Analyzed
Fluoranthene	0.020		0.0033	0.0041	mg/Kg-dry	1	6/25/2021 20:10
Fluorene	0.022		0.0032	0.0041	mg/Kg-dry	1	6/25/2021 20:10
Indeno(1,2,3-cd)pyrene	U		0.0036	0.0041	mg/Kg-dry	1	6/25/2021 20:10
Naphthalene	0.067		0.0040	0.0041	mg/Kg-dry	1	6/25/2021 20:10
Pyrene	0.023		0.0040	0.0041	mg/Kg-dry	1	6/25/2021 20:10
Surr: 2-Fluorobiphenyl	63.1			20-140	%REC	1	6/25/2021 20:10
Surr: 4-Terphenyl-d14	57.6			22-172	%REC	1	6/25/2021 20:10
Surr: Nitrobenzene-d5	60.2			28-140	%REC	1	6/25/2021 20:10
VOLATILE ORGANIC COMPOUNDS			Method: SW8260C		Prep: SW5035A / 6/22/21		Analyst: BG
Benzene	U	H	0.014	0.029	mg/Kg-dry	1	6/29/2021 23:44
Ethylbenzene	U	H	0.0061	0.029	mg/Kg-dry	1	6/29/2021 23:44
m,p-Xylene	U	H	0.038	0.058	mg/Kg-dry	1	6/29/2021 23:44
o-Xylene	U	H	0.011	0.029	mg/Kg-dry	1	6/29/2021 23:44
Toluene	U	H	0.0079	0.029	mg/Kg-dry	1	6/29/2021 23:44
Xylenes, Total	U	H	0.038	0.086	mg/Kg-dry	1	6/29/2021 23:44
Surr: 1,2-Dichloroethane-d4	92.7			70-130	%REC	1	6/29/2021 23:44
Surr: 4-Bromofluorobenzene	98.8			70-130	%REC	1	6/29/2021 23:44
Surr: Dibromofluoromethane	94.9			70-130	%REC	1	6/29/2021 23:44
Surr: Toluene-d8	96.9			70-130	%REC	1	6/29/2021 23:44
ELECTRICAL CONDUCTIVITY (SAR)			Method: USDA H60 METHOD 20B		Prep: USDA Method 20B / 6/28/21		Analyst: QTN
Electrical Conductivity @ Saturation	2.0		0.011	0.10	mmhos/cm @25°C	20	6/28/2021 17:56
CHROMIUM, TRIVALENT			Method: CALCULATION				Analyst: JB
Chromium, Trivalent	9.8		0.86	1.0	mg/Kg-dry	1	6/30/2021 09:15
CHROMIUM, HEXAVALENT			Method: SW7196A		Prep: SW3060A / 6/29/21		Analyst: KTP
Chromium, Hexavalent	U		0.86	1.0	mg/Kg-dry	1	6/30/2021 15:20
MOISTURE			Method: SW3550C				Analyst: CDG
Moisture	1.2		0.10	0.10	% of sample	1	6/24/2021 15:23
SOIL PH MEASURED IN WATER AT NOTED TEMP.			Method: SW9045D		Prep: SW9045D / 6/22/21		Analyst: QTN
pH	8.65		0.10	0.10	s.u.	1	6/23/2021 08:03
Temperature	20.3		0.10	0.10	°C	1	6/23/2021 08:03

Note: See Qualifiers page for a list of qualifiers and their definitions.

ALS Group, USA

Date: 30-Jun-21

Client: Entrada Consulting Group
Project: Leison 34X Spill Resampling
Sample ID: LEV34X-SS6
Collection Date: 6/17/2021 11:15 AM

Work Order: 21062059
Lab ID: 21062059-06
Matrix: SOIL

Analyses	Result	Qual	MDL	Report Limit	Units	Dilution Factor	Date Analyzed
DIESEL RANGE ORGANICS BY GC-FID							
				Method: SW8015D		Prep: SW3550 / 6/23/21	Analyst: JZB
DRO (C10-C28)	74		2.9	10	mg/Kg-dry	1	6/24/2021 22:55
Surr: 4-Terphenyl-d14	55.6			33-111	%REC	1	6/24/2021 22:55
GASOLINE RANGE ORGANICS BY GC-FID							
				Method: SW8015D		Prep: SW5035A / 6/22/21	Analyst: JZB
GRO (C6-C10)	U	H	2.0	4.9	mg/Kg	1	6/24/2021 02:59
Surr: Toluene-d8	79.3			71-123	%REC	1	6/24/2021 02:59
MERCURY BY CVAA							
				Method: SW7471B		Prep: SW7471 / 6/24/21	Analyst: MTW
Mercury	0.038		0.014	0.020	mg/Kg-dry	1	6/24/2021 15:46
METALS BY ICP-MS							
				Method: SW6020B		Prep: SW3050B / 6/24/21	Analyst: STP
Arsenic	4.4		0.042	0.35	mg/Kg-dry	1	6/25/2021 00:07
Barium	350		3.2	3.5	mg/Kg-dry	10	6/25/2021 22:09
Cadmium	0.20		0.021	0.14	mg/Kg-dry	1	6/25/2021 00:07
Chromium	8.0		0.15	0.35	mg/Kg-dry	1	6/25/2021 00:07
Copper	12		0.35	0.35	mg/Kg-dry	1	6/25/2021 22:25
Lead	17		0.17	0.35	mg/Kg-dry	1	6/25/2021 00:07
Nickel	12		0.18	0.35	mg/Kg-dry	1	6/25/2021 00:07
Selenium	1.3		0.32	0.35	mg/Kg-dry	1	6/25/2021 00:07
Silver	0.073	J	0.046	0.35	mg/Kg-dry	1	6/25/2021 22:25
Zinc	50		0.68	0.69	mg/Kg-dry	1	6/25/2021 00:07
SOLUBLE CATIONS FOR SAR							
				Method: SW6020B		Prep: USDA Method 20B / 6/28/21	Analyst: STP
Calcium	44		2.5	5.0	mg/L	10	6/29/2021 05:17
Magnesium	8.5		0.50	2.0	mg/L	10	6/29/2021 05:17
Sodium	540		1.8	2.0	mg/L	10	6/29/2021 05:17
SODIUM ADSORPTION RATIO							
				Method: USDA H60 METHOD 20B		Prep: USDA Method 20B / 6/28/21	Analyst: STP
Sodium Adsorption Ratio	20		0.010	0.010	none	1	6/28/2021
POLYNUCLEAR AROMATIC HYDROCARBONS (PAHS)							
				Method: SW8270E		Prep: SW3546 / 6/25/21	Analyst: EEW
Acenaphthene	U		0.0036	0.0042	mg/Kg-dry	1	6/25/2021 20:26
Anthracene	U		0.0038	0.0042	mg/Kg-dry	1	6/25/2021 20:26
Benzo(a)anthracene	U		0.0041	0.0042	mg/Kg-dry	1	6/25/2021 20:26
Benzo(a)pyrene	U		0.0034	0.0042	mg/Kg-dry	1	6/25/2021 20:26
Benzo(b)fluoranthene	U		0.0036	0.0042	mg/Kg-dry	1	6/25/2021 20:26
Benzo(k)fluoranthene	U		0.0034	0.0042	mg/Kg-dry	1	6/25/2021 20:26
Chrysene	U		0.0038	0.0042	mg/Kg-dry	1	6/25/2021 20:26
Dibenzo(a,h)anthracene	U		0.0034	0.0042	mg/Kg-dry	1	6/25/2021 20:26

Note: See Qualifiers page for a list of qualifiers and their definitions.

ALS Group, USA

Date: 30-Jun-21

Client: Entrada Consulting Group
Project: Leison 34X Spill Resampling
Sample ID: LEV34X-SS6
Collection Date: 6/17/2021 11:15 AM

Work Order: 21062059
Lab ID: 21062059-06
Matrix: SOIL

Analyses	Result	Qual	MDL	Report Limit	Units	Dilution Factor	Date Analyzed
Fluoranthene	U		0.0033	0.0042	mg/Kg-dry	1	6/25/2021 20:26
Fluorene	U		0.0033	0.0042	mg/Kg-dry	1	6/25/2021 20:26
Indeno(1,2,3-cd)pyrene	U		0.0037	0.0042	mg/Kg-dry	1	6/25/2021 20:26
Naphthalene	U		0.0041	0.0042	mg/Kg-dry	1	6/25/2021 20:26
Pyrene	U		0.0040	0.0042	mg/Kg-dry	1	6/25/2021 20:26
Surr: 2-Fluorobiphenyl	42.8			20-140	%REC	1	6/25/2021 20:26
Surr: 4-Terphenyl-d14	38.5			22-172	%REC	1	6/25/2021 20:26
Surr: Nitrobenzene-d5	41.8			28-140	%REC	1	6/25/2021 20:26
VOLATILE ORGANIC COMPOUNDS			Method: SW8260C		Prep: SW5035A / 6/22/21		Analyst: BG
Benzene	U	H	0.014	0.029	mg/Kg-dry	1	6/30/2021 00:01
Ethylbenzene	U	H	0.0062	0.029	mg/Kg-dry	1	6/30/2021 00:01
m,p-Xylene	U	H	0.039	0.059	mg/Kg-dry	1	6/30/2021 00:01
o-Xylene	U	H	0.011	0.029	mg/Kg-dry	1	6/30/2021 00:01
Toluene	U	H	0.0080	0.029	mg/Kg-dry	1	6/30/2021 00:01
Xylenes, Total	U	H	0.039	0.088	mg/Kg-dry	1	6/30/2021 00:01
Surr: 1,2-Dichloroethane-d4	94.3			70-130	%REC	1	6/30/2021 00:01
Surr: 4-Bromofluorobenzene	102			70-130	%REC	1	6/30/2021 00:01
Surr: Dibromofluoromethane	95.9			70-130	%REC	1	6/30/2021 00:01
Surr: Toluene-d8	98.8			70-130	%REC	1	6/30/2021 00:01
ELECTRICAL CONDUCTIVITY (SAR)			Method: USDA H60 METHOD 20B		Prep: USDA Method 20B / 6/28/21		Analyst: QTN
Electrical Conductivity @ Saturation	3.0		0.011	0.10	mmhos/cm @25°C	20	6/28/2021 17:56
CHROMIUM, TRIVALENT			Method: CALCULATION				Analyst: JB
Chromium, Trivalent	8.0		0.87	1.0	mg/Kg-dry	1	6/30/2021 09:15
CHROMIUM, HEXAVALENT			Method: SW7196A		Prep: SW3060A / 6/29/21		Analyst: KTP
Chromium, Hexavalent	U		0.87	1.0	mg/Kg-dry	1	6/30/2021 15:20
MOISTURE			Method: SW3550C				Analyst: CDG
Moisture	2.4		0.10	0.10	% of sample	1	6/24/2021 15:23
SOIL PH MEASURED IN WATER AT NOTED TEMP.			Method: SW9045D		Prep: SW9045D / 6/22/21		Analyst: QTN
pH	8.03		0.10	0.10	s.u.	1	6/23/2021 08:03
Temperature	20.3		0.10	0.10	°C	1	6/23/2021 08:03

Note: See Qualifiers page for a list of qualifiers and their definitions.

ALS Group, USA

Date: 30-Jun-21

Client: Entrada Consulting Group
Project: Leison 34X Spill Resampling
Sample ID: LEV34X-SS7
Collection Date: 6/17/2021 11:30 AM

Work Order: 21062059
Lab ID: 21062059-07
Matrix: SOIL

Analyses	Result	Qual	MDL	Report Limit	Units	Dilution Factor	Date Analyzed
DIESEL RANGE ORGANICS BY GC-FID							
				Method: SW8015D		Prep: SW3550 / 6/23/21	Analyst: JZB
DRO (C10-C28)	41		2.9	10	mg/Kg-dry	1	6/24/2021 23:32
Surr: 4-Terphenyl-d14	47.9			33-111	%REC	1	6/24/2021 23:32
GASOLINE RANGE ORGANICS BY GC-FID							
				Method: SW8015D		Prep: SW5035A / 6/22/21	Analyst: JZB
GRO (C6-C10)	9.2	H	2.3	5.4	mg/Kg	1	6/24/2021 02:37
Surr: Toluene-d8	80.0			71-123	%REC	1	6/24/2021 02:37
MERCURY BY CVAA							
				Method: SW7471B		Prep: SW7471 / 6/24/21	Analyst: MTW
Mercury	0.036		0.013	0.019	mg/Kg-dry	1	6/24/2021 15:55
METALS BY ICP-MS							
				Method: SW6020B		Prep: SW3050B / 6/24/21	Analyst: STP
Arsenic	4.7		0.040	0.33	mg/Kg-dry	1	6/25/2021 00:16
Barium	380		3.0	3.3	mg/Kg-dry	10	6/25/2021 22:14
Cadmium	0.22		0.020	0.13	mg/Kg-dry	1	6/25/2021 00:16
Chromium	9.8		0.15	0.33	mg/Kg-dry	1	6/25/2021 00:16
Copper	17		3.3	3.3	mg/Kg-dry	10	6/25/2021 22:14
Lead	19		0.16	0.33	mg/Kg-dry	1	6/25/2021 00:16
Nickel	13		0.17	0.33	mg/Kg-dry	1	6/25/2021 00:16
Selenium	1.5		0.30	0.33	mg/Kg-dry	1	6/25/2021 00:16
Silver	0.079	J	0.044	0.33	mg/Kg-dry	1	6/25/2021 22:36
Zinc	55		0.65	0.66	mg/Kg-dry	1	6/25/2021 00:16
SOLUBLE CATIONS FOR SAR							
				Method: SW6020B		Prep: USDA Method 20B / 6/28/21	Analyst: STP
Calcium	78		2.5	5.0	mg/L	10	6/29/2021 05:22
Magnesium	19		0.50	2.0	mg/L	10	6/29/2021 05:22
Sodium	940		1.8	2.0	mg/L	10	6/29/2021 18:40
SODIUM ADSORPTION RATIO							
				Method: USDA H60 METHOD 20B		Prep: USDA Method 20B / 6/28/21	Analyst: STP
Sodium Adsorption Ratio	25		0.010	0.010	none	1	6/28/2021
POLYNUCLEAR AROMATIC HYDROCARBONS (PAHS)							
				Method: SW8270E		Prep: SW3546 / 6/25/21	Analyst: JZB
Acenaphthene	U		0.0036	0.0043	mg/Kg-dry	1	6/28/2021 20:38
Anthracene	U		0.0039	0.0043	mg/Kg-dry	1	6/28/2021 20:38
Benzo(a)anthracene	U		0.0041	0.0043	mg/Kg-dry	1	6/28/2021 20:38
Benzo(a)pyrene	U		0.0034	0.0043	mg/Kg-dry	1	6/28/2021 20:38
Benzo(b)fluoranthene	U		0.0036	0.0043	mg/Kg-dry	1	6/28/2021 20:38
Benzo(k)fluoranthene	U		0.0035	0.0043	mg/Kg-dry	1	6/28/2021 20:38
Chrysene	U		0.0039	0.0043	mg/Kg-dry	1	6/28/2021 20:38
Dibenzo(a,h)anthracene	U		0.0035	0.0043	mg/Kg-dry	1	6/28/2021 20:38

Note: See Qualifiers page for a list of qualifiers and their definitions.

ALS Group, USA

Date: 30-Jun-21

Client: Entrada Consulting Group
Project: Leison 34X Spill Resampling
Sample ID: LEV34X-SS7
Collection Date: 6/17/2021 11:30 AM

Work Order: 21062059
Lab ID: 21062059-07
Matrix: SOIL

Analyses	Result	Qual	MDL	Report Limit	Units	Dilution Factor	Date Analyzed
Fluoranthene	U		0.0034	0.0043	mg/Kg-dry	1	6/28/2021 20:38
Fluorene	U		0.0033	0.0043	mg/Kg-dry	1	6/28/2021 20:38
Indeno(1,2,3-cd)pyrene	U		0.0037	0.0043	mg/Kg-dry	1	6/28/2021 20:38
Naphthalene	U		0.0041	0.0043	mg/Kg-dry	1	6/28/2021 20:38
Pyrene	U		0.0041	0.0043	mg/Kg-dry	1	6/28/2021 20:38
Surr: 2-Fluorobiphenyl	27.3			20-140	%REC	1	6/28/2021 20:38
Surr: 4-Terphenyl-d14	25.2			22-172	%REC	1	6/28/2021 20:38
Surr: Nitrobenzene-d5	24.9	S		28-140	%REC	1	6/28/2021 20:38
VOLATILE ORGANIC COMPOUNDS			Method: SW8260C		Prep: SW5035A / 6/22/21		Analyst: BG
Benzene	U	H	0.016	0.033	mg/Kg-dry	1	6/30/2021 00:18
Ethylbenzene	U	H	0.0069	0.033	mg/Kg-dry	1	6/30/2021 00:18
m,p-Xylene	U	H	0.043	0.065	mg/Kg-dry	1	6/30/2021 00:18
o-Xylene	U	H	0.013	0.033	mg/Kg-dry	1	6/30/2021 00:18
Toluene	U	H	0.0089	0.033	mg/Kg-dry	1	6/30/2021 00:18
Xylenes, Total	U	H	0.043	0.098	mg/Kg-dry	1	6/30/2021 00:18
Surr: 1,2-Dichloroethane-d4	90.3			70-130	%REC	1	6/30/2021 00:18
Surr: 4-Bromofluorobenzene	101			70-130	%REC	1	6/30/2021 00:18
Surr: Dibromofluoromethane	93.8			70-130	%REC	1	6/30/2021 00:18
Surr: Toluene-d8	97.7			70-130	%REC	1	6/30/2021 00:18
ELECTRICAL CONDUCTIVITY (SAR)			Method: USDA H60 METHOD 20B		Prep: USDA Method 20B / 6/28/21		Analyst: QTN
Electrical Conductivity @ Saturation	4.9		0.011	0.10	mmhos/cm @25°C	20	6/28/2021 17:56
CHROMIUM, TRIVALENT			Method: CALCULATION				Analyst: JB
Chromium, Trivalent	9.8		0.88	1.0	mg/Kg-dry	1	6/30/2021 09:15
CHROMIUM, HEXAVALENT			Method: SW7196A		Prep: SW3060A / 6/29/21		Analyst: KTP
Chromium, Hexavalent	U		0.88	1.0	mg/Kg-dry	1	6/30/2021 15:20
MOISTURE			Method: SW3550C				Analyst: CDG
Moisture	3.8		0.10	0.10	% of sample	1	6/24/2021 15:23
SOIL PH MEASURED IN WATER AT NOTED TEMP.			Method: SW9045D		Prep: SW9045D / 6/22/21		Analyst: QTN
pH	8.11		0.10	0.10	s.u.	1	6/23/2021 08:03
Temperature	20.3		0.10	0.10	°C	1	6/23/2021 08:03

Note: See Qualifiers page for a list of qualifiers and their definitions.

ALS Group, USA

Date: 30-Jun-21

Client: Entrada Consulting Group
Project: Leison 34X Spill Resampling
Sample ID: LEV34X-SS8
Collection Date: 6/17/2021 12:00 PM

Work Order: 21062059
Lab ID: 21062059-08
Matrix: SOIL

Analyses	Result	Qual	MDL	Report Limit	Units	Dilution Factor	Date Analyzed
DIESEL RANGE ORGANICS BY GC-FID							
				Method: SW8015D		Prep: SW3550 / 6/23/21	Analyst: JZB
DRO (C10-C28)	32		3.1	11	mg/Kg-dry	1	6/24/2021 21:02
Surr: 4-Terphenyl-d14	48.6			33-111	%REC	1	6/24/2021 21:02
GASOLINE RANGE ORGANICS BY GC-FID							
				Method: SW8015D		Prep: SW5035A / 6/22/21	Analyst: JZB
GRO (C6-C10)	6.0	JH	2.5	6.1	mg/Kg	1	6/24/2021 02:16
Surr: Toluene-d8	82.0			71-123	%REC	1	6/24/2021 02:16
MERCURY BY CVAA							
				Method: SW7471B		Prep: SW7471 / 6/24/21	Analyst: MTW
Mercury	0.034		0.014	0.020	mg/Kg-dry	1	6/24/2021 15:57
METALS BY ICP-MS							
				Method: SW6020B		Prep: SW3050B / 6/24/21	Analyst: STP
Arsenic	4.9		0.049	0.41	mg/Kg-dry	1	6/25/2021 00:18
Barium	350		3.7	4.1	mg/Kg-dry	10	6/25/2021 22:16
Cadmium	0.27		0.024	0.16	mg/Kg-dry	1	6/25/2021 00:18
Chromium	13		0.18	0.41	mg/Kg-dry	1	6/25/2021 00:18
Copper	13		0.41	0.41	mg/Kg-dry	1	6/25/2021 22:37
Lead	20		0.19	0.41	mg/Kg-dry	1	6/25/2021 00:18
Nickel	16		0.21	0.41	mg/Kg-dry	1	6/25/2021 00:18
Selenium	1.6		0.37	0.41	mg/Kg-dry	1	6/25/2021 00:18
Silver	0.11	J	0.054	0.41	mg/Kg-dry	1	6/25/2021 22:37
Zinc	66		0.79	0.81	mg/Kg-dry	1	6/25/2021 00:18
SOLUBLE CATIONS FOR SAR							
				Method: SW6020B		Prep: USDA Method 20B / 6/28/21	Analyst: STP
Calcium	860		2.5	5.0	mg/L	10	6/29/2021 05:24
Magnesium	140		0.50	2.0	mg/L	10	6/29/2021 05:24
Sodium	3,400		18	20	mg/L	100	6/29/2021 18:41
SODIUM ADSORPTION RATIO							
				Method: USDA H60 METHOD 20B		Prep: USDA Method 20B / 6/28/21	Analyst: STP
Sodium Adsorption Ratio	28		0.010	0.010	none	1	6/28/2021
POLYNUCLEAR AROMATIC HYDROCARBONS (PAHS)							
				Method: SW8270E		Prep: SW3546 / 6/25/21	Analyst: EEW
Acenaphthene	U		0.0039	0.0045	mg/Kg-dry	1	6/25/2021 20:57
Anthracene	U		0.0041	0.0045	mg/Kg-dry	1	6/25/2021 20:57
Benzo(a)anthracene	U		0.0044	0.0045	mg/Kg-dry	1	6/25/2021 20:57
Benzo(a)pyrene	U		0.0036	0.0045	mg/Kg-dry	1	6/25/2021 20:57
Benzo(b)fluoranthene	U		0.0038	0.0045	mg/Kg-dry	1	6/25/2021 20:57
Benzo(k)fluoranthene	U		0.0037	0.0045	mg/Kg-dry	1	6/25/2021 20:57
Chrysene	U		0.0042	0.0045	mg/Kg-dry	1	6/25/2021 20:57
Dibenzo(a,h)anthracene	U		0.0037	0.0045	mg/Kg-dry	1	6/25/2021 20:57

Note: See Qualifiers page for a list of qualifiers and their definitions.

ALS Group, USA

Date: 30-Jun-21

Client: Entrada Consulting Group
Project: Leison 34X Spill Resampling
Sample ID: LEV34X-SS8
Collection Date: 6/17/2021 12:00 PM

Work Order: 21062059
Lab ID: 21062059-08
Matrix: SOIL

Analyses	Result	Qual	MDL	Report Limit	Units	Dilution Factor	Date Analyzed
Fluoranthene	U		0.0036	0.0045	mg/Kg-dry	1	6/25/2021 20:57
Fluorene	U		0.0035	0.0045	mg/Kg-dry	1	6/25/2021 20:57
Indeno(1,2,3-cd)pyrene	U		0.0040	0.0045	mg/Kg-dry	1	6/25/2021 20:57
Naphthalene	U		0.0044	0.0045	mg/Kg-dry	1	6/25/2021 20:57
Pyrene	U		0.0044	0.0045	mg/Kg-dry	1	6/25/2021 20:57
Surr: 2-Fluorobiphenyl	21.4			20-140	%REC	1	6/25/2021 20:57
Surr: 4-Terphenyl-d14	6.62	S		22-172	%REC	1	6/25/2021 20:57
Surr: Nitrobenzene-d5	9.80	S		28-140	%REC	1	6/25/2021 20:57
VOLATILE ORGANIC COMPOUNDS			Method: SW8260C		Prep: SW5035A / 6/22/21		Analyst: BG
Benzene	U	H	0.018	0.036	mg/Kg-dry	1	6/30/2021 00:34
Ethylbenzene	U	H	0.0077	0.036	mg/Kg-dry	1	6/30/2021 00:34
m,p-Xylene	U	H	0.049	0.073	mg/Kg-dry	1	6/30/2021 00:34
o-Xylene	U	H	0.014	0.036	mg/Kg-dry	1	6/30/2021 00:34
Toluene	U	H	0.0099	0.036	mg/Kg-dry	1	6/30/2021 00:34
Xylenes, Total	U	H	0.049	0.11	mg/Kg-dry	1	6/30/2021 00:34
Surr: 1,2-Dichloroethane-d4	90.1			70-130	%REC	1	6/30/2021 00:34
Surr: 4-Bromofluorobenzene	103			70-130	%REC	1	6/30/2021 00:34
Surr: Dibromofluoromethane	97.7			70-130	%REC	1	6/30/2021 00:34
Surr: Toluene-d8	98.2			70-130	%REC	1	6/30/2021 00:34
ELECTRICAL CONDUCTIVITY (SAR)			Method: USDA H60 METHOD 20B		Prep: USDA Method 20B / 6/28/21		Analyst: QTN
Electrical Conductivity @ Saturation	22		0.011	0.10	mmhos/cm @25°C	20	6/28/2021 17:56
CHROMIUM, TRIVALENT			Method: CALCULATION				Analyst: JB
Chromium, Trivalent	13		0.94	1.1	mg/Kg-dry	1	6/30/2021 09:15
CHROMIUM, HEXAVALENT			Method: SW7196A		Prep: SW3060A / 6/29/21		Analyst: KTP
Chromium, Hexavalent	U		0.94	1.1	mg/Kg-dry	1	6/30/2021 15:20
MOISTURE			Method: SW3550C				Analyst: CDG
Moisture	9.7		0.10	0.10	% of sample	1	6/24/2021 15:23
SOIL PH MEASURED IN WATER AT NOTED TEMP.			Method: SW9045D		Prep: SW9045D / 6/23/21		Analyst: QTN
pH	8.07		0.10	0.10	s.u.	1	6/24/2021 11:13
Temperature	20.5		0.10	0.10	°C	1	6/24/2021 11:13

Note: See Qualifiers page for a list of qualifiers and their definitions.

Client: Entrada Consulting Group
Work Order: 21062059
Project: Leison 34X Spill Resampling

QC BATCH REPORT

Batch ID: **179083** Instrument ID **GC8** Method: **SW8015D**

MBLK		Sample ID: DBLKS1-179083-179083				Units: mg/Kg		Analysis Date: 6/24/2021 10:54 AM		
Client ID:		Run ID: GC8_210624A				SeqNo: 7520952		Prep Date: 6/23/2021		DF: 1
Analyte	Result	PQL	SPK Val	SPK Ref Value	%REC	Control Limit	RPD Ref Value	%RPD	RPD Limit	Qual
DRO (C10-C28)	U	10								
<i>Surr: 4-Terphenyl-d14</i>	2.07	0	3.33	0	62.2	33-111	0			

LCS		Sample ID: DLCSS1-179083-179083				Units: mg/Kg		Analysis Date: 6/24/2021 11:31 AM		
Client ID:		Run ID: GC8_210624A				SeqNo: 7520953		Prep Date: 6/23/2021		DF: 1
Analyte	Result	PQL	SPK Val	SPK Ref Value	%REC	Control Limit	RPD Ref Value	%RPD	RPD Limit	Qual
DRO (C10-C28)	302.2	10	333	0	90.8	64-130	0			
<i>Surr: 4-Terphenyl-d14</i>	1.679	0	3.33	0	50.4	33-111	0			

MS		Sample ID: 21062190-05B MS				Units: mg/Kg		Analysis Date: 6/24/2021 12:09 PM		
Client ID:		Run ID: GC8_210624A				SeqNo: 7520954		Prep Date: 6/23/2021		DF: 1
Analyte	Result	PQL	SPK Val	SPK Ref Value	%REC	Control Limit	RPD Ref Value	%RPD	RPD Limit	Qual
DRO (C10-C28)	295.8	9.8	326.6	6.862	88.5	64-130	0			
<i>Surr: 4-Terphenyl-d14</i>	1.651	0	3.266	0	50.6	33-111	0			

MSD		Sample ID: 21062190-05B MSD				Units: mg/Kg		Analysis Date: 6/24/2021 12:47 PM		
Client ID:		Run ID: GC8_210624A				SeqNo: 7520955		Prep Date: 6/23/2021		DF: 1
Analyte	Result	PQL	SPK Val	SPK Ref Value	%REC	Control Limit	RPD Ref Value	%RPD	RPD Limit	Qual
DRO (C10-C28)	280.8	9.8	327.6	6.862	83.6	64-130	295.8	5.2	30	
<i>Surr: 4-Terphenyl-d14</i>	1.583	0	3.276	0	48.3	33-111	1.651	4.21	30	

The following samples were analyzed in this batch:

21062059-05A	21062059-06A	21062059-07A
21062059-08A		

Client: Entrada Consulting Group
 Work Order: 21062059
 Project: Leison 34X Spill Resampling

QC BATCH REPORT

Batch ID: **179104** Instrument ID **GC9** Method: **SW8015D**

MBLK		Sample ID: MBLK-179104-179104				Units: µg/Kg-dry		Analysis Date: 6/24/2021 01:32 AM		
Client ID:		Run ID: GC9_210623B		SeqNo: 7518816		Prep Date: 6/22/2021		DF: 1		
Analyte	Result	PQL	SPK Val	SPK Ref Value	%REC	Control Limit	RPD Ref Value	%RPD	RPD Limit	Qual
GRO (C6-C10)	U	5,000								
<i>Surr: Toluene-d8</i>	3972	0	5000	0	79.4	71-123	0			

LCS		Sample ID: LCS-179104-179104				Units: µg/Kg-dry		Analysis Date: 6/24/2021 04:25 AM		
Client ID:		Run ID: GC9_210623B		SeqNo: 7518833		Prep Date: 6/22/2021		DF: 1		
Analyte	Result	PQL	SPK Val	SPK Ref Value	%REC	Control Limit	RPD Ref Value	%RPD	RPD Limit	Qual
GRO (C6-C10)	256800	5,000	250000	0	103	71-123	0			
<i>Surr: Toluene-d8</i>	4043	0	5000	0	80.9	71-123	0			

MS		Sample ID: 21062059-05A MS				Units: µg/Kg-dry		Analysis Date: 6/24/2021 03:42 AM		
Client ID: LEV34X-SS5		Run ID: GC9_210623B		SeqNo: 7518822		Prep Date: 6/22/2021		DF: 1		
Analyte	Result	PQL	SPK Val	SPK Ref Value	%REC	Control Limit	RPD Ref Value	%RPD	RPD Limit	Qual
GRO (C6-C10)	342100	4,800	240200	0	142	71-123	0			SH
<i>Surr: Toluene-d8</i>	3990	0	4804	0	83.1	71-123	0			

MSD		Sample ID: 21062059-05A MSD				Units: µg/Kg-dry		Analysis Date: 6/24/2021 04:03 AM		
Client ID: LEV34X-SS5		Run ID: GC9_210623B		SeqNo: 7518823		Prep Date: 6/22/2021		DF: 1		
Analyte	Result	PQL	SPK Val	SPK Ref Value	%REC	Control Limit	RPD Ref Value	%RPD	RPD Limit	Qual
GRO (C6-C10)	338600	4,800	240200	0	141	71-123	342100	1.03	30	SH
<i>Surr: Toluene-d8</i>	3935	0	4804	0	81.9	71-123	3990	1.39	30	

The following samples were analyzed in this batch:

21062059-05A	21062059-06A	21062059-07A
21062059-08A		

Note: See Qualifiers Page for a list of Qualifiers and their explanation.

Client: Entrada Consulting Group
 Work Order: 21062059
 Project: Leison 34X Spill Resampling

QC BATCH REPORT

Batch ID: **179025** Instrument ID **HG4** Method: **SW7471B**

MBLK		Sample ID: MBLK-179025-179025				Units: mg/Kg		Analysis Date: 6/23/2021 06:35 PM			
Client ID:		Run ID: HG4_210623A				SeqNo: 7517630		Prep Date: 6/23/2021		DF: 1	
Analyte	Result	PQL	SPK Val	SPK Ref Value	%REC	Control Limit	RPD Ref Value	%RPD	RPD Limit	Qual	

Mercury U 0.020

LCS		Sample ID: LCS-179025-179025				Units: mg/Kg		Analysis Date: 6/23/2021 06:37 PM			
Client ID:		Run ID: HG4_210623A				SeqNo: 7517631		Prep Date: 6/23/2021		DF: 1	
Analyte	Result	PQL	SPK Val	SPK Ref Value	%REC	Control Limit	RPD Ref Value	%RPD	RPD Limit	Qual	

Mercury 0.1717 0.020 0.1665 0 103 80-120 0

MS		Sample ID: 21062059-05AMS				Units: mg/Kg		Analysis Date: 6/23/2021 07:25 PM			
Client ID: LEV34X-SS5		Run ID: HG4_210623A				SeqNo: 7517664		Prep Date: 6/23/2021		DF: 1	
Analyte	Result	PQL	SPK Val	SPK Ref Value	%REC	Control Limit	RPD Ref Value	%RPD	RPD Limit	Qual	

Mercury 0.1865 0.019 0.1546 0.09907 56.6 75-125 0 S

MSD		Sample ID: 21062059-05AMSD				Units: mg/Kg		Analysis Date: 6/23/2021 07:27 PM			
Client ID: LEV34X-SS5		Run ID: HG4_210623A				SeqNo: 7517665		Prep Date: 6/23/2021		DF: 1	
Analyte	Result	PQL	SPK Val	SPK Ref Value	%REC	Control Limit	RPD Ref Value	%RPD	RPD Limit	Qual	

Mercury 0.1882 0.019 0.1554 0.09907 57.4 75-125 0.1865 0.879 35 S

The following samples were analyzed in this batch:

21062059-01A	21062059-02A	21062059-03A
21062059-04A	21062059-05A	

Note: See Qualifiers Page for a list of Qualifiers and their explanation.

Client: Entrada Consulting Group
 Work Order: 21062059
 Project: Leison 34X Spill Resampling

QC BATCH REPORT

Batch ID: **179105** Instrument ID **HG4** Method: **SW7471B**

MBLK		Sample ID: MBLK-179105-179105				Units: mg/Kg		Analysis Date: 6/24/2021 03:29 PM			
Client ID:		Run ID: HG4_210624A				SeqNo: 7521995		Prep Date: 6/24/2021		DF: 1	
Analyte	Result	PQL	SPK Val	SPK Ref Value	%REC	Control Limit	RPD Ref Value	%RPD	RPD Limit	Qual	
Mercury	U	0.020									

LCS		Sample ID: LCS-179105-179105				Units: mg/Kg		Analysis Date: 6/24/2021 03:31 PM			
Client ID:		Run ID: HG4_210624A				SeqNo: 7521996		Prep Date: 6/24/2021		DF: 1	
Analyte	Result	PQL	SPK Val	SPK Ref Value	%REC	Control Limit	RPD Ref Value	%RPD	RPD Limit	Qual	
Mercury	0.175	0.020	0.1665	0	105	80-120	0				

MS		Sample ID: 21061951-05BMS				Units: mg/Kg		Analysis Date: 6/24/2021 03:37 PM			
Client ID:		Run ID: HG4_210624A				SeqNo: 7521999		Prep Date: 6/24/2021		DF: 1	
Analyte	Result	PQL	SPK Val	SPK Ref Value	%REC	Control Limit	RPD Ref Value	%RPD	RPD Limit	Qual	
Mercury	0.2061	0.019	0.1554	0.03922	107	75-125	0				

MSD		Sample ID: 21061951-05BMSD				Units: mg/Kg		Analysis Date: 6/24/2021 03:39 PM			
Client ID:		Run ID: HG4_210624A				SeqNo: 7522000		Prep Date: 6/24/2021		DF: 1	
Analyte	Result	PQL	SPK Val	SPK Ref Value	%REC	Control Limit	RPD Ref Value	%RPD	RPD Limit	Qual	
Mercury	0.2079	0.019	0.1556	0.03922	108	75-125	0.2061	0.908	35		

The following samples were analyzed in this batch: 21062059-06A 21062059-07A 21062059-08A

Note: See Qualifiers Page for a list of Qualifiers and their explanation.

Client: Entrada Consulting Group
 Work Order: 21062059
 Project: Leison 34X Spill Resampling

QC BATCH REPORT

Batch ID: 179145 Instrument ID ICPMS3 Method: SW6020B

MBLK		Sample ID: MBLK-179145-179145				Units: mg/Kg		Analysis Date: 6/24/2021 11:03 PM		
Client ID:		Run ID: ICPMS3_210624B		SeqNo: 7523475		Prep Date: 6/24/2021		DF: 1		
Analyte	Result	PQL	SPK Val	SPK Ref Value	%REC	Control Limit	RPD Ref Value	%RPD	RPD Limit	Qual
Arsenic	U	0.25								
Barium	U	0.25								
Boron	U	1.0								
Cadmium	U	0.10								
Chromium	U	0.25								
Lead	U	0.25								
Nickel	U	0.25								
Selenium	U	0.25								
Zinc	U	0.50								

MBLK		Sample ID: MBLK-179145-179145				Units: mg/Kg		Analysis Date: 6/25/2021 09:05 PM		
Client ID:		Run ID: ICPMS3_210625B		SeqNo: 7529983		Prep Date: 6/24/2021		DF: 1		
Analyte	Result	PQL	SPK Val	SPK Ref Value	%REC	Control Limit	RPD Ref Value	%RPD	RPD Limit	Qual
Copper	U	0.25								
Silver	U	0.25								

LCS		Sample ID: LCS-179145-179145				Units: mg/Kg		Analysis Date: 6/24/2021 11:05 PM		
Client ID:		Run ID: ICPMS3_210624B		SeqNo: 7523476		Prep Date: 6/24/2021		DF: 1		
Analyte	Result	PQL	SPK Val	SPK Ref Value	%REC	Control Limit	RPD Ref Value	%RPD	RPD Limit	Qual
Arsenic	5.437	0.25	5	0	109	80-120	0			
Barium	5.677	0.25	5	0	114	80-120	0			
Boron	26.86	1.0	25	0	107	80-120	0			
Cadmium	5.243	0.10	5	0	105	80-120	0			
Chromium	5.216	0.25	5	0	104	80-120	0			
Lead	5.491	0.25	5	0	110	80-120	0			
Nickel	5.175	0.25	5	0	104	80-120	0			
Selenium	5.482	0.25	5	0	110	80-120	0			
Zinc	5.158	0.50	5	0	103	80-120	0			

LCS		Sample ID: LCS-179145-179145				Units: mg/Kg		Analysis Date: 6/25/2021 09:07 PM		
Client ID:		Run ID: ICPMS3_210625B		SeqNo: 7529984		Prep Date: 6/24/2021		DF: 1		
Analyte	Result	PQL	SPK Val	SPK Ref Value	%REC	Control Limit	RPD Ref Value	%RPD	RPD Limit	Qual
Copper	5.777	0.25	5	0	116	80-120	0			
Silver	5.366	0.25	5	0	107	80-120	0			

Note: See Qualifiers Page for a list of Qualifiers and their explanation.

Client: Entrada Consulting Group
 Work Order: 21062059
 Project: Leison 34X Spill Resampling

QC BATCH REPORT

Batch ID: 179145 Instrument ID ICPMS3 Method: SW6020B

MS				Sample ID: 21062059-01AMS			Units: mg/Kg		Analysis Date: 6/24/2021 11:44 PM		
Client ID: LEV34X-SS1			Run ID: ICPMS3_210624B			SeqNo: 7523496		Prep Date: 6/24/2021		DF: 1	
Analyte	Result	PQL	SPK Val	SPK Ref Value	%REC	Control Limit	RPD Ref Value	%RPD	RPD Limit	Qual	
Arsenic	12.26	0.38	7.669	4.773	97.7	75-125	0				
Barium	184.2	0.38	7.669	130.7	698	75-125	0			SEO	
Boron	55.47	1.5	38.34	12.93	111	75-125	0				
Cadmium	6.2	0.15	7.669	0.2609	77.4	75-125	0				
Chromium	19.02	0.38	7.669	7.233	154	75-125	0			S	
Lead	29.57	0.38	7.669	16.87	166	75-125	0			S	
Nickel	19.68	0.38	7.669	12.29	96.4	75-125	0				
Selenium	8.109	0.38	7.669	1.048	92.1	75-125	0				
Zinc	64.2	0.77	7.669	48.36	207	75-125	0			SO	

MS				Sample ID: 21062059-01AMS			Units: mg/Kg		Analysis Date: 6/25/2021 09:36 PM		
Client ID: LEV34X-SS1			Run ID: ICPMS3_210625B			SeqNo: 7530000		Prep Date: 6/24/2021		DF: 1	
Analyte	Result	PQL	SPK Val	SPK Ref Value	%REC	Control Limit	RPD Ref Value	%RPD	RPD Limit	Qual	
Copper	20.04	0.38	7.669	13.42	86.4	75-125	0				
Silver	5.742	0.38	7.669	0.07045	74	75-125	0			S	

MSD				Sample ID: 21062059-01AMSD			Units: mg/Kg		Analysis Date: 6/24/2021 11:49 PM		
Client ID: LEV34X-SS1			Run ID: ICPMS3_210624B			SeqNo: 7523499		Prep Date: 6/24/2021		DF: 1	
Analyte	Result	PQL	SPK Val	SPK Ref Value	%REC	Control Limit	RPD Ref Value	%RPD	RPD Limit	Qual	
Arsenic	12.46	0.39	7.74	4.773	99.3	75-125	12.26	1.6	20		
Barium	194.5	0.39	7.74	130.7	825	75-125	184.2	5.44	20	SEO	
Boron	58.95	1.5	38.7	12.93	119	75-125	55.47	6.08	20		
Cadmium	6.383	0.15	7.74	0.2609	79.1	75-125	6.2	2.91	20		
Chromium	19.44	0.39	7.74	7.233	158	75-125	19.02	2.17	20	S	
Lead	30.26	0.39	7.74	16.87	173	75-125	29.57	2.32	20	S	
Nickel	20.06	0.39	7.74	12.29	100	75-125	19.68	1.9	20		
Selenium	8.468	0.39	7.74	1.048	95.9	75-125	8.109	4.33	20		
Zinc	64.62	0.77	7.74	48.36	210	75-125	64.2	0.648	20	SO	

MSD				Sample ID: 21062059-01AMSD			Units: mg/Kg		Analysis Date: 6/25/2021 09:41 PM		
Client ID: LEV34X-SS1			Run ID: ICPMS3_210625B			SeqNo: 7530003		Prep Date: 6/24/2021		DF: 1	
Analyte	Result	PQL	SPK Val	SPK Ref Value	%REC	Control Limit	RPD Ref Value	%RPD	RPD Limit	Qual	
Copper	21.34	0.39	7.74	13.42	102	75-125	20.04	6.25	20		
Silver	5.971	0.39	7.74	0.07045	76.2	75-125	5.742	3.9	20		

The following samples were analyzed in this batch: 21062059-01A 21062059-02A 21062059-03A

Note: See Qualifiers Page for a list of Qualifiers and their explanation.

Client: Entrada Consulting Group
 Work Order: 21062059
 Project: Leison 34X Spill Resampling

QC BATCH REPORT

Batch ID: 179146 Instrument ID ICPMS3 Method: SW6020B

MBLK		Sample ID: MBLK-179146-179146				Units: mg/Kg		Analysis Date: 6/24/2021 11:59 PM		
Client ID:		Run ID: ICPMS3_210624B				SeqNo: 7523504		Prep Date: 6/24/2021		DF: 1
Analyte	Result	PQL	SPK Val	SPK Ref Value	%REC	Control Limit	RPD Ref Value	%RPD	RPD Limit	Qual
Arsenic	U	0.25								
Barium	U	0.25								
Boron	U	1.0								
Cadmium	U	0.10								
Chromium	U	0.25								
Lead	U	0.25								
Nickel	U	0.25								
Selenium	U	0.25								
Zinc	U	0.50								

MBLK		Sample ID: MBLK-179146-179146				Units: mg/Kg		Analysis Date: 6/25/2021 10:02 PM		
Client ID:		Run ID: ICPMS3_210625B				SeqNo: 7530015		Prep Date: 6/24/2021		DF: 1
Analyte	Result	PQL	SPK Val	SPK Ref Value	%REC	Control Limit	RPD Ref Value	%RPD	RPD Limit	Qual
Copper	U	0.25								
Silver	U	0.25								

LCS		Sample ID: LCS-179146-179146				Units: mg/Kg		Analysis Date: 6/25/2021 12:01 AM		
Client ID:		Run ID: ICPMS3_210624B				SeqNo: 7523505		Prep Date: 6/24/2021		DF: 1
Analyte	Result	PQL	SPK Val	SPK Ref Value	%REC	Control Limit	RPD Ref Value	%RPD	RPD Limit	Qual
Arsenic	5.15	0.25	5	0	103	80-120	0			
Barium	5.479	0.25	5	0	110	80-120	0			
Boron	25.26	1.0	25	0	101	80-120	0			
Cadmium	5.016	0.10	5	0	100	80-120	0			
Chromium	4.83	0.25	5	0	96.6	80-120	0			
Lead	5.171	0.25	5	0	103	80-120	0			
Nickel	4.826	0.25	5	0	96.5	80-120	0			
Selenium	5.315	0.25	5	0	106	80-120	0			
Zinc	4.766	0.50	5	0	95.3	80-120	0			

LCS		Sample ID: LCS-179146-179146				Units: mg/Kg		Analysis Date: 6/25/2021 10:04 PM		
Client ID:		Run ID: ICPMS3_210625B				SeqNo: 7530016		Prep Date: 6/24/2021		DF: 1
Analyte	Result	PQL	SPK Val	SPK Ref Value	%REC	Control Limit	RPD Ref Value	%RPD	RPD Limit	Qual
Copper	5.431	0.25	5	0	109	80-120	0			
Silver	5.11	0.25	5	0	102	80-120	0			

Note: See Qualifiers Page for a list of Qualifiers and their explanation.

Client: Entrada Consulting Group
 Work Order: 21062059
 Project: Leison 34X Spill Resampling

QC BATCH REPORT

Batch ID: 179146 Instrument ID ICPMS3 Method: SW6020B

MS				Sample ID: 21062059-06AMS		Units: mg/Kg		Analysis Date: 6/25/2021 12:12 AM		
Client ID: LEV34X-SS6		Run ID: ICPMS3_210624B		SeqNo: 7523511		Prep Date: 6/24/2021		DF: 1		
Analyte	Result	PQL	SPK Val	SPK Ref Value	%REC	Control Limit	RPD Ref Value	%RPD	RPD Limit	Qual
Arsenic	10.92	0.34	6.766	4.311	97.7	75-125	0			
Boron	49.2	1.4	33.83	11.79	111	75-125	0			
Cadmium	5.237	0.14	6.766	0.198	74.5	75-125	0			S
Chromium	20.29	0.34	6.766	7.77	185	75-125	0			S
Lead	31.25	0.34	6.766	16.79	214	75-125	0			S
Nickel	19.56	0.34	6.766	11.68	116	75-125	0			
Selenium	7.275	0.34	6.766	1.267	88.8	75-125	0			
Zinc	68.89	0.68	6.766	48.54	301	75-125	0			SO

MS				Sample ID: 21062059-06AMS		Units: mg/Kg		Analysis Date: 6/25/2021 10:10 PM		
Client ID: LEV34X-SS6		Run ID: ICPMS3_210625B		SeqNo: 7530020		Prep Date: 6/24/2021		DF: 10		
Analyte	Result	PQL	SPK Val	SPK Ref Value	%REC	Control Limit	RPD Ref Value	%RPD	RPD Limit	Qual
Barium	647	3.4	6.766	339.8	4540	75-125	0			SO

MS				Sample ID: 21062059-06AMS		Units: mg/Kg		Analysis Date: 6/25/2021 10:26 PM		
Client ID: LEV34X-SS6		Run ID: ICPMS3_210625B		SeqNo: 7530029		Prep Date: 6/24/2021		DF: 1		
Analyte	Result	PQL	SPK Val	SPK Ref Value	%REC	Control Limit	RPD Ref Value	%RPD	RPD Limit	Qual
Copper	19.11	0.34	6.766	11.78	108	75-125	0			
Silver	5.061	0.34	6.766	0.07127	73.8	75-125	0			S

MSD				Sample ID: 21062059-06AMSD		Units: mg/Kg		Analysis Date: 6/25/2021 12:14 AM		
Client ID: LEV34X-SS6		Run ID: ICPMS3_210624B		SeqNo: 7523512		Prep Date: 6/24/2021		DF: 1		
Analyte	Result	PQL	SPK Val	SPK Ref Value	%REC	Control Limit	RPD Ref Value	%RPD	RPD Limit	Qual
Arsenic	10.99	0.34	6.748	4.311	99	75-125	10.92	0.651	20	
Boron	52.38	1.3	33.74	11.79	120	75-125	49.2	6.26	20	
Cadmium	5.24	0.13	6.748	0.198	74.7	75-125	5.237	0.0599	20	S
Chromium	20.05	0.34	6.748	7.77	182	75-125	20.29	1.2	20	S
Lead	30.56	0.34	6.748	16.79	204	75-125	31.25	2.24	20	S
Nickel	19.6	0.34	6.748	11.68	117	75-125	19.56	0.199	20	
Selenium	7.254	0.34	6.748	1.267	88.7	75-125	7.275	0.287	20	
Zinc	68.91	0.67	6.748	48.54	302	75-125	68.89	0.0222	20	SO

MSD				Sample ID: 21062059-06AMSD		Units: mg/Kg		Analysis Date: 6/25/2021 10:12 PM		
Client ID: LEV34X-SS6		Run ID: ICPMS3_210625B		SeqNo: 7530021		Prep Date: 6/24/2021		DF: 10		
Analyte	Result	PQL	SPK Val	SPK Ref Value	%REC	Control Limit	RPD Ref Value	%RPD	RPD Limit	Qual
Barium	647.9	3.4	6.748	339.8	4570	75-125	652.4	0.693	20	SO

Note: See Qualifiers Page for a list of Qualifiers and their explanation.

Client: Entrada Consulting Group
Work Order: 21062059
Project: Leison 34X Spill Resampling

QC BATCH REPORT

Batch ID: **179146** Instrument ID **ICPMS3** Method: **SW6020B**

MSD		Sample ID: 21062059-06AMSD				Units: mg/Kg		Analysis Date: 6/25/2021 10:28 PM		
Client ID: LEV34X-SS6		Run ID: ICPMS3_210625B		SeqNo: 7530030		Prep Date: 6/24/2021		DF: 1		
Analyte	Result	PQL	SPK Val	SPK Ref Value	%REC	Control Limit	RPD Ref Value	%RPD	RPD Limit	Qual
Copper	19.08	0.34	6.748	11.78	108	75-125	19.11	0.139	20	
Silver	5.072	0.34	6.748	0.07127	74.1	75-125	5.061	0.222	20	S

The following samples were analyzed in this batch:

21062059-04A	21062059-05A	21062059-06A
21062059-07A	21062059-08A	

Note: See Qualifiers Page for a list of Qualifiers and their explanation.

Client: Entrada Consulting Group
 Work Order: 21062059
 Project: Leison 34X Spill Resampling

QC BATCH REPORT

Batch ID: **179370** Instrument ID **ICPMS3** Method: **SW6020B**

DUP		Sample ID: 21062058-03BDUP				Units: mg/L		Analysis Date: 6/29/2021 05:05 AM		
Client ID:		Run ID: ICPMS3_210628A				SeqNo: 7535285		Prep Date: 6/28/2021		DF: 10
Analyte	Result	PQL	SPK Val	SPK Ref Value	%REC	Control Limit	RPD Ref Value	%RPD	RPD Limit	Qual
Calcium	488	5.0	0	0	0	0-0	578.3	16.9		
Magnesium	64.7	2.0	0	0	0	0-0	75.62	15.6		

DUP		Sample ID: 21062058-03BDUP				Units: mg/L		Analysis Date: 6/29/2021 06:35 PM		
Client ID:		Run ID: ICPMS3_210629A				SeqNo: 7538700		Prep Date: 6/28/2021		DF: 100
Analyte	Result	PQL	SPK Val	SPK Ref Value	%REC	Control Limit	RPD Ref Value	%RPD	RPD Limit	Qual
Sodium	2755	20	0	0	0	0-0	3085	11.3		

The following samples were analyzed in this batch:

21062059-01B	21062059-02B	21062059-03B
21062059-04B	21062059-05B	21062059-06B
21062059-07B	21062059-08B	

Batch ID: **179370** Instrument ID **SAR** Method: **USDA H60 Method**

DUP		Sample ID: 21062058-03BDUP				Units: none		Analysis Date: 6/28/2021		
Client ID:		Run ID: SAR_210628A				SeqNo: 7540244		Prep Date: 6/28/2021		DF: 1
Analyte	Result	PQL	SPK Val	SPK Ref Value	%REC	Control Limit	RPD Ref Value	%RPD	RPD Limit	Qual
Sodium Adsorption Ratio	31.11	0.010	0	0	0		32.04	2.94	50	

The following samples were analyzed in this batch:

21062059-01B	21062059-02B	21062059-03B
21062059-04B	21062059-05B	21062059-06B
21062059-07B	21062059-08B	

Note: See Qualifiers Page for a list of Qualifiers and their explanation.

Client: Entrada Consulting Group
 Work Order: 21062059
 Project: Leison 34X Spill Resampling

QC BATCH REPORT

Batch ID: 179156 Instrument ID SVMS6 Method: SW8270E

MBLK		Sample ID: SBLKS1-179156-179156				Units: µg/Kg		Analysis Date: 6/24/2021 05:23 PM		
Client ID:		Run ID: SVMS6_210624A		SeqNo: 7525103		Prep Date: 6/24/2021		DF: 1		
Analyte	Result	PQL	SPK Val	SPK Ref Value	%REC	Control Limit	RPD Ref Value	%RPD	RPD Limit	Qual
Acenaphthene	U	4.2								
Anthracene	U	4.2								
Benzo(a)anthracene	U	4.2								
Benzo(a)pyrene	U	4.2								
Benzo(b)fluoranthene	U	4.2								
Benzo(k)fluoranthene	U	4.2								
Chrysene	U	4.2								
Dibenzo(a,h)anthracene	U	4.2								
Fluoranthene	U	4.2								
Fluorene	U	4.2								
Indeno(1,2,3-cd)pyrene	U	4.2								
Naphthalene	U	4.2								
Pyrene	U	4.2								
Surr: 2-Fluorobiphenyl	3013	0	3333	0	90.4	20-140		0		
Surr: 4-Terphenyl-d14	2398	0	3333	0	71.9	22-172		0		
Surr: Nitrobenzene-d5	2700	0	3333	0	81	28-140		0		

LCS		Sample ID: SLCSS1-179156-179156				Units: µg/Kg		Analysis Date: 6/24/2021 05:39 PM		
Client ID:		Run ID: SVMS6_210624A		SeqNo: 7525104		Prep Date: 6/24/2021		DF: 1		
Analyte	Result	PQL	SPK Val	SPK Ref Value	%REC	Control Limit	RPD Ref Value	%RPD	RPD Limit	Qual
Acenaphthene	1142	4.2	1333	0	85.7	40-140		0		
Anthracene	1232	4.2	1333	0	92.4	40-140		0		
Benzo(a)anthracene	1196	4.2	1333	0	89.8	40-140		0		
Benzo(a)pyrene	1309	4.2	1333	0	98.2	40-140		0		
Benzo(b)fluoranthene	1352	4.2	1333	0	101	40-140		0		
Benzo(k)fluoranthene	1159	4.2	1333	0	86.9	40-140		0		
Chrysene	1187	4.2	1333	0	89	40-140		0		
Dibenzo(a,h)anthracene	1135	4.2	1333	0	85.2	40-140		0		
Fluoranthene	1224	4.2	1333	0	91.8	40-140		0		
Fluorene	1115	4.2	1333	0	83.6	40-140		0		
Indeno(1,2,3-cd)pyrene	1090	4.2	1333	0	81.7	40-140		0		
Naphthalene	1222	4.2	1333	0	91.7	40-140		0		
Pyrene	957.8	4.2	1333	0	71.9	40-140		0		
Surr: 2-Fluorobiphenyl	2967	0	3333	0	89	20-140		0		
Surr: 4-Terphenyl-d14	2290	0	3333	0	68.7	22-172		0		
Surr: Nitrobenzene-d5	2006	0	3333	0	60.2	28-140		0		

Note: See Qualifiers Page for a list of Qualifiers and their explanation.

Client: Entrada Consulting Group
 Work Order: 21062059
 Project: Leison 34X Spill Resampling

QC BATCH REPORT

Batch ID: 179156 Instrument ID SVMS6 Method: SW8270E

MS				Sample ID: 21061853-04A MS			Units: µg/Kg		Analysis Date: 6/24/2021 05:54 PM		
Client ID:		Run ID: SVMS6_210624A		SeqNo: 7525105		Prep Date: 6/24/2021		DF: 1			
Analyte	Result	PQL	SPK Val	SPK Ref Value	%REC	Control Limit	RPD Ref Value	%RPD	RPD Limit	Qual	
Acenaphthene	1125	4.1	1299	0	86.6	40-140	0				
Anthracene	1156	4.1	1299	0	89	40-140	0				
Benzo(a)anthracene	1051	4.1	1299	0	81	40-140	0				
Benzo(a)pyrene	1062	4.1	1299	0	81.8	40-140	0				
Benzo(b)fluoranthene	1107	4.1	1299	0	85.3	40-140	0				
Benzo(k)fluoranthene	1016	4.1	1299	0	78.2	40-140	0				
Chrysene	1062	4.1	1299	0	81.8	40-140	0				
Dibenzo(a,h)anthracene	843.8	4.1	1299	0	65	40-140	0				
Fluoranthene	1086	4.1	1299	0	83.6	40-140	0				
Fluorene	1087	4.1	1299	0	83.7	40-140	0				
Indeno(1,2,3-cd)pyrene	818.6	4.1	1299	0	63	40-140	0				
Naphthalene	1223	4.1	1299	0	94.2	40-140	0				
Pyrene	910.4	4.1	1299	0	70.1	40-140	0				
Surr: 2-Fluorobiphenyl	2873	0	3247	0	88.5	20-140	0				
Surr: 4-Terphenyl-d14	2186	0	3247	0	67.3	22-172	0				
Surr: Nitrobenzene-d5	2072	0	3247	0	63.8	28-140	0				

MSD				Sample ID: 21061853-04A MSD			Units: µg/Kg		Analysis Date: 6/24/2021 06:10 PM		
Client ID:		Run ID: SVMS6_210624A		SeqNo: 7525106		Prep Date: 6/24/2021		DF: 1			
Analyte	Result	PQL	SPK Val	SPK Ref Value	%REC	Control Limit	RPD Ref Value	%RPD	RPD Limit	Qual	
Acenaphthene	1188	4.1	1308	0	90.9	40-140	1125	5.49	30		
Anthracene	1262	4.1	1308	0	96.5	40-140	1156	8.75	30		
Benzo(a)anthracene	1238	4.1	1308	0	94.6	40-140	1051	16.3	30		
Benzo(a)pyrene	1306	4.1	1308	0	99.9	40-140	1062	20.6	30		
Benzo(b)fluoranthene	1358	4.1	1308	0	104	40-140	1107	20.3	30		
Benzo(k)fluoranthene	1183	4.1	1308	0	90.4	40-140	1016	15.2	30		
Chrysene	1225	4.1	1308	0	93.6	40-140	1062	14.2	30		
Dibenzo(a,h)anthracene	1065	4.1	1308	0	81.4	40-140	843.8	23.2	30		
Fluoranthene	1221	4.1	1308	0	93.4	40-140	1086	11.7	30		
Fluorene	1155	4.1	1308	0	88.3	40-140	1087	6.08	30		
Indeno(1,2,3-cd)pyrene	1063	4.1	1308	0	81.3	40-140	818.6	26	30		
Naphthalene	1263	4.1	1308	0	96.6	40-140	1223	3.23	30		
Pyrene	1034	4.1	1308	0	79.1	40-140	910.4	12.7	30		
Surr: 2-Fluorobiphenyl	2965	0	3270	0	90.7	20-140	2873	3.16	30		
Surr: 4-Terphenyl-d14	2403	0	3270	0	73.5	22-172	2186	9.45	30		
Surr: Nitrobenzene-d5	2202	0	3270	0	67.3	28-140	2072	6.11	30		

The following samples were analyzed in this batch:

21062059-01A	21062059-02A	21062059-03A
21062059-04A		

Note: See Qualifiers Page for a list of Qualifiers and their explanation.

Client: Entrada Consulting Group
 Work Order: 21062059
 Project: Leison 34X Spill Resampling

QC BATCH REPORT

Batch ID: 179213 Instrument ID SVMS6 Method: SW8270E

MBLK		Sample ID: SBLKS1-179213-179213				Units: µg/Kg		Analysis Date: 6/25/2021 02:09 PM		
Client ID:		Run ID: SVMS6_210625A		SeqNo: 7529309		Prep Date: 6/25/2021		DF: 1		
Analyte	Result	PQL	SPK Val	SPK Ref Value	%REC	Control Limit	RPD Ref Value	%RPD	RPD Limit	Qual
Acenaphthene	U	4.2								
Anthracene	U	4.2								
Benzo(a)anthracene	U	4.2								
Benzo(a)pyrene	U	4.2								
Benzo(b)fluoranthene	U	4.2								
Benzo(k)fluoranthene	U	4.2								
Chrysene	U	4.2								
Dibenzo(a,h)anthracene	U	4.2								
Fluoranthene	U	4.2								
Fluorene	U	4.2								
Indeno(1,2,3-cd)pyrene	U	4.2								
Naphthalene	U	4.2								
Pyrene	U	4.2								
Surr: 2-Fluorobiphenyl	2894	0	3333	0	86.8	20-140	0			
Surr: 4-Terphenyl-d14	2585	0	3333	0	77.6	22-172	0			
Surr: Nitrobenzene-d5	2948	0	3333	0	88.4	28-140	0			

LCS		Sample ID: SLCSS1-179213-179213				Units: µg/Kg		Analysis Date: 6/25/2021 02:25 PM		
Client ID:		Run ID: SVMS6_210625A		SeqNo: 7529310		Prep Date: 6/25/2021		DF: 1		
Analyte	Result	PQL	SPK Val	SPK Ref Value	%REC	Control Limit	RPD Ref Value	%RPD	RPD Limit	Qual
Acenaphthene	1149	4.2	1333	0	86.2	40-140	0			
Anthracene	1244	4.2	1333	0	93.3	40-140	0			
Benzo(a)anthracene	1268	4.2	1333	0	95.1	40-140	0			
Benzo(a)pyrene	1309	4.2	1333	0	98.2	40-140	0			
Benzo(b)fluoranthene	1234	4.2	1333	0	92.6	40-140	0			
Benzo(k)fluoranthene	1250	4.2	1333	0	93.7	40-140	0			
Chrysene	1248	4.2	1333	0	93.6	40-140	0			
Dibenzo(a,h)anthracene	1249	4.2	1333	0	93.7	40-140	0			
Fluoranthene	1504	4.2	1333	0	113	40-140	0			
Fluorene	1143	4.2	1333	0	85.7	40-140	0			
Indeno(1,2,3-cd)pyrene	1272	4.2	1333	0	95.4	40-140	0			
Naphthalene	1189	4.2	1333	0	89.2	40-140	0			
Pyrene	1170	4.2	1333	0	87.8	40-140	0			
Surr: 2-Fluorobiphenyl	2852	0	3333	0	85.6	20-140	0			
Surr: 4-Terphenyl-d14	2532	0	3333	0	76	22-172	0			
Surr: Nitrobenzene-d5	2467	0	3333	0	74	28-140	0			

Note: See Qualifiers Page for a list of Qualifiers and their explanation.

Client: Entrada Consulting Group
 Work Order: 21062059
 Project: Leison 34X Spill Resampling

QC BATCH REPORT

Batch ID: 179213 Instrument ID SVMS6 Method: SW8270E

MS				Sample ID: 21061856-02B MS			Units: µg/Kg		Analysis Date: 6/25/2021 02:40 PM		
Client ID:		Run ID: SVMS6_210625A		SeqNo: 7529311		Prep Date: 6/25/2021		DF: 1			
Analyte	Result	PQL	SPK Val	SPK Ref Value	%REC	Control Limit	RPD Ref Value	%RPD	RPD Limit	Qual	
Acenaphthene	1155	4.1	1299	0	88.9	40-140	0				
Anthracene	1193	4.1	1299	0	91.8	40-140	0				
Benzo(a)anthracene	1227	4.1	1299	0	94.5	40-140	0				
Benzo(a)pyrene	1256	4.1	1299	0	96.7	40-140	0				
Benzo(b)fluoranthene	1231	4.1	1299	0	94.8	40-140	0				
Benzo(k)fluoranthene	1155	4.1	1299	0	88.9	40-140	0				
Chrysene	1218	4.1	1299	0	93.8	40-140	0				
Dibenzo(a,h)anthracene	1194	4.1	1299	0	91.9	40-140	0				
Fluoranthene	1586	4.1	1299	0	122	40-140	0				
Fluorene	1018	4.1	1299	0	78.3	40-140	0				
Indeno(1,2,3-cd)pyrene	1192	4.1	1299	0	91.8	40-140	0				
Naphthalene	1154	4.1	1299	0	88.8	40-140	0				
Pyrene	1164	4.1	1299	0	89.6	40-140	0				
Surr: 2-Fluorobiphenyl	2823	0	3249	0	86.9	20-140	0				
Surr: 4-Terphenyl-d14	2472	0	3249	0	76.1	22-172	0				
Surr: Nitrobenzene-d5	2804	0	3249	0	86.3	28-140	0				

MSD				Sample ID: 21061856-02B MSD			Units: µg/Kg		Analysis Date: 6/28/2021 04:52 PM		
Client ID:		Run ID: SVMS6_210628A		SeqNo: 7534063		Prep Date: 6/25/2021		DF: 1			
Analyte	Result	PQL	SPK Val	SPK Ref Value	%REC	Control Limit	RPD Ref Value	%RPD	RPD Limit	Qual	
Acenaphthene	1057	4.0	1287	0	82.2	40-140	1155	8.81	30		
Anthracene	1115	4.0	1287	0	86.7	40-140	1193	6.77	30		
Benzo(a)anthracene	1097	4.0	1287	2.622	85	40-140	1227	11.2	30		
Benzo(a)pyrene	1104	4.0	1287	0	85.8	40-140	1256	12.9	30		
Benzo(b)fluoranthene	1058	4.0	1287	0	82.2	40-140	1231	15.1	30		
Benzo(k)fluoranthene	1038	4.0	1287	0	80.6	40-140	1155	10.7	30		
Chrysene	1108	4.0	1287	0	86.1	40-140	1218	9.43	30		
Dibenzo(a,h)anthracene	1133	4.0	1287	0	88.1	40-140	1194	5.21	30		
Fluoranthene	1033	4.0	1287	0	80.3	40-140	1586	42.2	30	R	
Fluorene	1029	4.0	1287	0	80	40-140	1018	1.11	30		
Indeno(1,2,3-cd)pyrene	1153	4.0	1287	0	89.6	40-140	1192	3.36	30		
Naphthalene	1168	4.0	1287	0	90.8	40-140	1154	1.22	30		
Pyrene	1135	4.0	1287	0	88.2	40-140	1164	2.48	30		
Surr: 2-Fluorobiphenyl	2851	0	3218	0	88.6	20-140	2823	1	30		
Surr: 4-Terphenyl-d14	2796	0	3218	0	86.9	22-172	2472	12.3	30		
Surr: Nitrobenzene-d5	2349	0	3218	0	73	28-140	2804	17.7	30		

The following samples were analyzed in this batch:

21062059-05A	21062059-06A	21062059-07A
21062059-08A		

Note: See Qualifiers Page for a list of Qualifiers and their explanation.

Client: Entrada Consulting Group
 Work Order: 21062059
 Project: Leison 34X Spill Resampling

QC BATCH REPORT

Batch ID: **179103** Instrument ID **VMS8** Method: **SW8260C**

MBLK				Sample ID: MBLK-179103-179103			Units: µg/Kg-dry		Analysis Date: 6/29/2021 11:11 PM		
Client ID:		Run ID: VMS8_210629B		SeqNo: 7538399		Prep Date: 6/22/2021		DF: 1			
Analyte	Result	PQL	SPK Val	SPK Ref Value	%REC	Control Limit	RPD Ref Value	%RPD	RPD Limit	Qual	
Benzene	U	30									
Ethylbenzene	U	30									
m,p-Xylene	U	60									
o-Xylene	U	30									
Toluene	U	30									
Xylenes, Total	U	90									
<i>Surr: 1,2-Dichloroethane-d4</i>	897	0	1000	0	89.7	70-130	0				
<i>Surr: 4-Bromofluorobenzene</i>	979.5	0	1000	0	98	70-130	0				
<i>Surr: Dibromofluoromethane</i>	954	0	1000	0	95.4	70-130	0				
<i>Surr: Toluene-d8</i>	973.5	0	1000	0	97.4	70-130	0				

LCS				Sample ID: LCS-179103-179103			Units: µg/Kg-dry		Analysis Date: 6/29/2021 10:22 PM		
Client ID:		Run ID: VMS8_210629B		SeqNo: 7538397		Prep Date: 6/22/2021		DF: 1			
Analyte	Result	PQL	SPK Val	SPK Ref Value	%REC	Control Limit	RPD Ref Value	%RPD	RPD Limit	Qual	
Benzene	1016	30	1000	0	102	75-125	0				
Ethylbenzene	889	30	1000	0	88.9	75-125	0				
m,p-Xylene	1768	60	2000	0	88.4	80-125	0				
o-Xylene	893	30	1000	0	89.3	75-125	0				
Toluene	980	30	1000	0	98	70-125	0				
Xylenes, Total	2660	90	3000	0	88.7	75-125	0				
<i>Surr: 1,2-Dichloroethane-d4</i>	914	0	1000	0	91.4	70-130	0				
<i>Surr: 4-Bromofluorobenzene</i>	976.5	0	1000	0	97.6	70-130	0				
<i>Surr: Dibromofluoromethane</i>	984.5	0	1000	0	98.4	70-130	0				
<i>Surr: Toluene-d8</i>	973	0	1000	0	97.3	70-130	0				

MS				Sample ID: 21062059-05A MS			Units: µg/Kg-dry		Analysis Date: 6/30/2021 05:15 AM		
Client ID: LEV34X-SS5		Run ID: VMS8_210629B		SeqNo: 7538421		Prep Date: 6/22/2021		DF: 1			
Analyte	Result	PQL	SPK Val	SPK Ref Value	%REC	Control Limit	RPD Ref Value	%RPD	RPD Limit	Qual	
Benzene	1089	29	960.7	0	113	75-125	0			HH	
Ethylbenzene	980	29	960.7	0	102	75-125	0			HH	
m,p-Xylene	1942	58	1921	0	101	80-125	0			HH	
o-Xylene	959.3	29	960.7	0	99.9	75-125	0			HH	
Toluene	1063	29	960.7	0	111	70-125	0			HH	
Xylenes, Total	2901	86	2882	0	101	75-125	0			HH	
<i>Surr: 1,2-Dichloroethane-d4</i>	829.1	0	960.7	0	86.3	70-130	0				
<i>Surr: 4-Bromofluorobenzene</i>	954.5	0	960.7	0	99.3	70-130	0				
<i>Surr: Dibromofluoromethane</i>	877.6	0	960.7	0	91.3	70-130	0				
<i>Surr: Toluene-d8</i>	948.2	0	960.7	0	98.7	70-130	0				

Note: See Qualifiers Page for a list of Qualifiers and their explanation.

Client: Entrada Consulting Group
 Work Order: 21062059
 Project: Leison 34X Spill Resampling

QC BATCH REPORT

Batch ID: **179103** Instrument ID **VMS8** Method: **SW8260C**

MSD		Sample ID: 21062059-05A MSD				Units: µg/Kg-dry		Analysis Date: 6/30/2021 05:31 AM		
Client ID: LEV34X-SS5		Run ID: VMS8_210629B		SeqNo: 7538422		Prep Date: 6/22/2021		DF: 1		
Analyte	Result	PQL	SPK Val	SPK Ref Value	%REC	Control Limit	RPD Ref Value	%RPD	RPD Limit	Qual
Benzene	1033	29	960.7	0	108	75-125	1089	5.25	30	HH
Ethylbenzene	951.1	29	960.7	0	99	75-125	980	2.99	30	HH
m,p-Xylene	1869	58	1921	0	97.3	80-125	1942	3.83	30	HH
o-Xylene	921.3	29	960.7	0	95.9	75-125	959.3	4.04	30	HH
Toluene	1042	29	960.7	0	108	70-125	1063	1.96	30	HH
Xylenes, Total	2790	86	2882	0	96.8	75-125	2901	3.9	30	HH
<i>Surr: 1,2-Dichloroethane-d4</i>	852.2	0	960.7	0	88.7	70-130	829.1	2.74	30	
<i>Surr: 4-Bromofluorobenzene</i>	944.9	0	960.7	0	98.4	70-130	954.5	1.01	30	
<i>Surr: Dibromofluoromethane</i>	895.4	0	960.7	0	93.2	70-130	877.6	2	30	
<i>Surr: Toluene-d8</i>	933.4	0	960.7	0	97.1	70-130	948.2	1.58	30	

The following samples were analyzed in this batch:

21062059-05A	21062059-06A	21062059-07A
21062059-08A		

Note: See Qualifiers Page for a list of Qualifiers and their explanation.

Client: Entrada Consulting Group
Work Order: 21062059
Project: Leison 34X Spill Resampling

QC BATCH REPORT

Batch ID: **179119** Instrument ID **WETCHEM** Method: **SW9045D**

LCS		Sample ID: LCS-179119-179119				Units: s.u.		Analysis Date: 6/24/2021 11:13 AM		
Client ID:		Run ID: WETCHEM_210624E		SeqNo: 7519814		Prep Date: 6/23/2021		DF: 1		
Analyte	Result	PQL	SPK Val	SPK Ref Value	%REC	Control Limit	RPD Ref Value	%RPD	RPD Limit	Qual
pH	4.02	0.10	4	0	100	90-110	0			

DUP		Sample ID: 21062059-08A DUP				Units: s.u.		Analysis Date: 6/24/2021 11:13 AM		
Client ID: LEV34X-SS8		Run ID: WETCHEM_210624E		SeqNo: 7519816		Prep Date: 6/23/2021		DF: 1		
Analyte	Result	PQL	SPK Val	SPK Ref Value	%REC	Control Limit	RPD Ref Value	%RPD	RPD Limit	Qual
pH	8.09	0.10	0	0	0	0-0	8.07	0.248	20	
Temperature	20.6	0.10	0	0	0		20.5	0.487		

The following samples were analyzed in this batch: 21062059-08A

Note: See Qualifiers Page for a list of Qualifiers and their explanation.

Client: Entrada Consulting Group
Work Order: 21062059
Project: Leison 34X Spill Resampling

QC BATCH REPORT

Batch ID: **179370** Instrument ID **WETCHEM** Method: **USDA H60 Method**

DUP		Sample ID: 21062059-08B DUP				Units: mmhos/cm @25°		Analysis Date: 6/28/2021 05:56 PM		
Client ID: LEV34X-SS8		Run ID: WETCHEM_210628R		SeqNo: 7532883		Prep Date: 6/28/2021		DF: 20		
Analyte	Result	PQL	SPK Val	SPK Ref Value	%REC	Control Limit	RPD Ref Value	%RPD	RPD Limit	Qual
Electrical Conductivity @ Saturation	23.48	0.10	0	0	0		22.42	4.62	50	

The following samples were analyzed in this batch:

21062059-01B	21062059-02B	21062059-03B
21062059-04B	21062059-05B	21062059-06B
21062059-07B	21062059-08B	

Note: See Qualifiers Page for a list of Qualifiers and their explanation.

Client: Entrada Consulting Group
 Work Order: 21062059
 Project: Leison 34X Spill Resampling

QC BATCH REPORT

Batch ID: **179438** Instrument ID **WETCHEM** Method: **SW7196A**

MBLK		Sample ID: MBLK-179438-179438				Units: mg/Kg		Analysis Date: 6/30/2021 03:20 PM		
Client ID:		Run ID: WETCHEM_210630L				SeqNo: 7540861		Prep Date: 6/29/2021		DF: 1
Analyte	Result	PQL	SPK Val	SPK Ref Value	%REC	Control Limit	RPD Ref Value	%RPD	RPD Limit	Qual

Chromium, Hexavalent U 1.0

LCS		Sample ID: LCS-179438-179438				Units: mg/Kg		Analysis Date: 6/30/2021 03:20 PM		
Client ID:		Run ID: WETCHEM_210630L				SeqNo: 7540862		Prep Date: 6/29/2021		DF: 1
Analyte	Result	PQL	SPK Val	SPK Ref Value	%REC	Control Limit	RPD Ref Value	%RPD	RPD Limit	Qual

Chromium, Hexavalent 4.36 1.0 5 0 87.2 80-120 0

MS		Sample ID: 21062058-01A MS				Units: mg/Kg		Analysis Date: 6/30/2021 03:20 PM		
Client ID:		Run ID: WETCHEM_210630L				SeqNo: 7540867		Prep Date: 6/29/2021		DF: 1
Analyte	Result	PQL	SPK Val	SPK Ref Value	%REC	Control Limit	RPD Ref Value	%RPD	RPD Limit	Qual

Chromium, Hexavalent 2.4 1.0 5 0.69 34.2 75-125 0 S

MS		Sample ID: 21062058-01A MSI				Units: mg/Kg		Analysis Date: 6/30/2021 03:20 PM		
Client ID:		Run ID: WETCHEM_210630L				SeqNo: 7540869		Prep Date: 6/29/2021		DF: 100
Analyte	Result	PQL	SPK Val	SPK Ref Value	%REC	Control Limit	RPD Ref Value	%RPD	RPD Limit	Qual

Chromium, Hexavalent 2038 100 2124 0.69 95.9 75-125 0

MS		Sample ID: 21062059-07A MS				Units: mg/Kg		Analysis Date: 6/30/2021 03:20 PM		
Client ID: LEV34X-SS7		Run ID: WETCHEM_210630L				SeqNo: 7540881		Prep Date: 6/29/2021		DF: 1
Analyte	Result	PQL	SPK Val	SPK Ref Value	%REC	Control Limit	RPD Ref Value	%RPD	RPD Limit	Qual

Chromium, Hexavalent 8.39 1.0 5 0.07 166 75-125 0 S

MS		Sample ID: 21062059-07A MSI				Units: mg/Kg		Analysis Date: 6/30/2021 03:20 PM		
Client ID: LEV34X-SS7		Run ID: WETCHEM_210630L				SeqNo: 7540883		Prep Date: 6/29/2021		DF: 100
Analyte	Result	PQL	SPK Val	SPK Ref Value	%REC	Control Limit	RPD Ref Value	%RPD	RPD Limit	Qual

Chromium, Hexavalent 3371 100 3846 0.07 87.7 75-125 0

MSD		Sample ID: 21062058-01A MSD				Units: mg/Kg		Analysis Date: 6/30/2021 03:20 PM		
Client ID:		Run ID: WETCHEM_210630L				SeqNo: 7540868		Prep Date: 6/29/2021		DF: 1
Analyte	Result	PQL	SPK Val	SPK Ref Value	%REC	Control Limit	RPD Ref Value	%RPD	RPD Limit	Qual

Chromium, Hexavalent 3.25 1.0 5 0.69 51.2 75-125 2.4 30.1 20 SR

Note: See Qualifiers Page for a list of Qualifiers and their explanation.

Client: Entrada Consulting Group
Work Order: 21062059
Project: Leison 34X Spill Resampling

QC BATCH REPORT

Batch ID: **179438** Instrument ID **WETCHEM** Method: **SW7196A**

MSD		Sample ID: 21062059-07A MSD				Units: mg/Kg		Analysis Date: 6/30/2021 03:20 PM			
Client ID: LEV34X-SS7		Run ID: WETCHEM_210630L		SeqNo: 7540882		Prep Date: 6/29/2021		DF: 1			
Analyte	Result	PQL	SPK Val	SPK Ref Value	%REC	Control Limit	RPD Ref Value	%RPD	RPD Limit	Qual	
Chromium, Hexavalent	2.28	1.0	5	0.07	44.2	75-125	8.39	115	20	SR	

The following samples were analyzed in this batch:

21062059-01A	21062059-02A	21062059-03A
21062059-04A	21062059-05A	21062059-06A
21062059-07A	21062059-08A	

Note: See Qualifiers Page for a list of Qualifiers and their explanation.

Client: Entrada Consulting Group
 Work Order: 21062059
 Project: Leison 34X Spill Resampling

QC BATCH REPORT

Batch ID: **R320649** Instrument ID **MOIST** Method: **SW3550C**

MBLK		Sample ID: WBLKS-R320649				Units: % of sample		Analysis Date: 6/24/2021 02:38 PM		
Client ID:		Run ID: MOIST_210624B		SeqNo: 7523955		Prep Date:		DF: 1		
Analyte	Result	PQL	SPK Val	SPK Ref Value	%REC	Control Limit	RPD Ref Value	%RPD	RPD Limit	Qual
Moisture	U	0.10								

LCS		Sample ID: LCS-R320649				Units: % of sample		Analysis Date: 6/24/2021 02:38 PM		
Client ID:		Run ID: MOIST_210624B		SeqNo: 7523954		Prep Date:		DF: 1		
Analyte	Result	PQL	SPK Val	SPK Ref Value	%REC	Control Limit	RPD Ref Value	%RPD	RPD Limit	Qual
Moisture	100	0.10	100	0	100	98-102	0			

DUP		Sample ID: 21061856-08B DUP				Units: % of sample		Analysis Date: 6/24/2021 02:38 PM		
Client ID:		Run ID: MOIST_210624B		SeqNo: 7523912		Prep Date:		DF: 1		
Analyte	Result	PQL	SPK Val	SPK Ref Value	%REC	Control Limit	RPD Ref Value	%RPD	RPD Limit	Qual
Moisture	7.41	0.10	0	0	0	0-0	5.32	32.8	10	R

DUP		Sample ID: 21062030-01A DUP				Units: % of sample		Analysis Date: 6/24/2021 02:38 PM		
Client ID:		Run ID: MOIST_210624B		SeqNo: 7523938		Prep Date:		DF: 1		
Analyte	Result	PQL	SPK Val	SPK Ref Value	%REC	Control Limit	RPD Ref Value	%RPD	RPD Limit	Qual
Moisture	9.8	0.10	0	0	0	0-0	9.17	6.64	10	

The following samples were analyzed in this batch:

21062059-01A	21062059-02A
--------------	--------------

Note: See Qualifiers Page for a list of Qualifiers and their explanation.

Client: Entrada Consulting Group
 Work Order: 21062059
 Project: Leison 34X Spill Resampling

QC BATCH REPORT

Batch ID: **R320650** Instrument ID **MOIST** Method: **SW3550C**

MBLK		Sample ID: WBLKS-R320650				Units: % of sample		Analysis Date: 6/24/2021 03:23 PM		
Client ID:		Run ID: MOIST_210624C		SeqNo: 7524074		Prep Date:		DF: 1		
Analyte	Result	PQL	SPK Val	SPK Ref Value	%REC	Control Limit	RPD Ref Value	%RPD	RPD Limit	Qual

Moisture U 0.10

LCS		Sample ID: LCS-R320650				Units: % of sample		Analysis Date: 6/24/2021 03:23 PM		
Client ID:		Run ID: MOIST_210624C		SeqNo: 7524073		Prep Date:		DF: 1		
Analyte	Result	PQL	SPK Val	SPK Ref Value	%REC	Control Limit	RPD Ref Value	%RPD	RPD Limit	Qual

Moisture 99.99 0.10 100 0 100 98-102 0

DUP		Sample ID: 21062059-03A DUP				Units: % of sample		Analysis Date: 6/24/2021 03:23 PM		
Client ID: LEV34X-SS3		Run ID: MOIST_210624C		SeqNo: 7524058		Prep Date:		DF: 1		
Analyte	Result	PQL	SPK Val	SPK Ref Value	%REC	Control Limit	RPD Ref Value	%RPD	RPD Limit	Qual

Moisture 10.56 0.10 0 0 0 0-0 13.69 25.8 10 R

DUP		Sample ID: 21062190-06B DUP				Units: % of sample		Analysis Date: 6/24/2021 03:23 PM		
Client ID:		Run ID: MOIST_210624C		SeqNo: 7524070		Prep Date:		DF: 1		
Analyte	Result	PQL	SPK Val	SPK Ref Value	%REC	Control Limit	RPD Ref Value	%RPD	RPD Limit	Qual

Moisture 13.18 0.10 0 0 0 0-0 14.64 10.5 10 R

The following samples were analyzed in this batch:

21062059-03A	21062059-04A	21062059-05A
21062059-06A	21062059-07A	21062059-08A

Note: See Qualifiers Page for a list of Qualifiers and their explanation.

Client: Entrada Consulting Group
 Work Order: 21062059
 Project: Leison 34X Spill Resampling

QC BATCH REPORT

Batch ID: **R320765** Instrument ID **MOIST** Method: **SW3550C**

MBLK		Sample ID: WBLKS-R320765				Units: % of sample		Analysis Date: 6/25/2021 03:40 PM		
Client ID:		Run ID: MOIST_210625C		SeqNo: 7528361		Prep Date:		DF: 1		
Analyte	Result	PQL	SPK Val	SPK Ref Value	%REC	Control Limit	RPD Ref Value	%RPD	RPD Limit	Qual
Moisture	U	0.10								

LCS		Sample ID: LCS-R320765				Units: % of sample		Analysis Date: 6/25/2021 03:40 PM		
Client ID:		Run ID: MOIST_210625C		SeqNo: 7528360		Prep Date:		DF: 1		
Analyte	Result	PQL	SPK Val	SPK Ref Value	%REC	Control Limit	RPD Ref Value	%RPD	RPD Limit	Qual
Moisture	100	0.10	100	0	100	98-102	0			

DUP		Sample ID: 21062139-11A DUP				Units: % of sample		Analysis Date: 6/25/2021 03:40 PM		
Client ID:		Run ID: MOIST_210625C		SeqNo: 7528341		Prep Date:		DF: 1		
Analyte	Result	PQL	SPK Val	SPK Ref Value	%REC	Control Limit	RPD Ref Value	%RPD	RPD Limit	Qual
Moisture	2.54	0.10	0	0	0	0-0	2.47	2.79	10	

DUP		Sample ID: 21062139-13A DUP				Units: % of sample		Analysis Date: 6/25/2021 03:40 PM		
Client ID:		Run ID: MOIST_210625C		SeqNo: 7528345		Prep Date:		DF: 1		
Analyte	Result	PQL	SPK Val	SPK Ref Value	%REC	Control Limit	RPD Ref Value	%RPD	RPD Limit	Qual
Moisture	3.13	0.10	0	0	0	0-0	3.24	3.45	10	

The following samples were analyzed in this batch:

21062059-03A

Note: See Qualifiers Page for a list of Qualifiers and their explanation.



Chain of Custody Form

Page 1 of 1

COC ID: 123456

- Cincinnati, OH +1 513 733 5336
- Everett, WA +1 425 356 2600
- Fort Collins, CO +1 970 490 1511
- Holland, MI +1 616 399 6070
- Houston, TX +1 281 530 5656
- Middletown, PA +1 717 944 5541
- Salt Lake City, UT +1 801 266 7700
- Spring City, PA +1 610 948 4903
- York, PA +1 717 505 5280

Customer Information			ALS Project Manager:				Work Order #: <u>21062059</u>											
Project Information			Parameter/Method Request for Analysis															
Purchase Order	Project Name		Leison 34X Spill Resampling				A	TPH (GRO & DRO)										
Work Order	Project Number		018-065				B	BTEX										
Company Name	Bill To Company		Entrada Consulting Group				C	PAH (See Attached List) CO Table 910										
Send Report To	Invoice Attn.		Tim Dobransky				D	Electrical Conductivity										
Address	330 Grand Ave, Suite C		Address				E	Sodium Adsorption Ratio										
							F	pH										
City/State/Zip	Grand Junction, CO 81501		City/State/Zip				G	Metals (See Attached List) CO Table 910										
Phone	970.270.2986		Phone				H	Arsenic Only										
Fax			Fax				I											
e-Mail Address	tdobransky@entradainc.com		e-Mail Address				J	tdobransky@entradainc.com										
No.	Sample Description	Date	Time	Matrix	Pres.	# Bottles	A	B	C	D	E	F	G	H	I	J	Hold	
1	LEV34X-SS1	6/17/21	1000	Soil	8	2			X	X	X		X					
2	LEV34X-SS2	6/17/21	1015	Soil	8	2			X		X	X	X					
3																		
4	LEV34X-SS3	6/17/21	1100	Soil	8	2			X		X	X	X					
5	LEV34X-SS4	6/17/21	1145	Soil	8	2			X	X	X		X					
6	LEV34X-SS5	6/17/21	1045	Soil	8	2	X	X	X	X	X	X	X					
7	LEV34X-SS6	6/17/21	1115	Soil	8	2	X	X	X	X	X	X	X					
8	LEV34X-SS7	6/17/21	1130	Soil	8	2	X	X	X	X	X	X	X					
9	LEV34X-SS8	6/17/21	1200	Soil	8	2	X	X	X	X	X	X	X					
10																		
Sampler(s): Please Print & Sign Jason McClarty			Shipment Method: FedEx		Required Turnaround Time: <input type="checkbox"/> STD 10 Wk Days <input checked="" type="checkbox"/> 5 Wk Days <input type="checkbox"/> 2 Wk Days <input type="checkbox"/> 24 Hour				Results Due Date:									
Relinquished by: <i>[Signature]</i>		Date: 6/18/21	Time: 1200	Received by:			Notes: Chevron Pricing Applies - Per Bruce Schlatter											
Relinquished by:		Date: 6-18-21	Time: 185'	Received by (Laboratory): <i>[Signature]</i>			Cooler Temp.:	QC Package: (Check Box Below)										
Logged by (Laboratory): DES		Date: 6/22/21	Time: 0900	Checked by (Laboratory):			121 3.8°C	<input checked="" type="checkbox"/> Level II: Standard QC										
							<input type="checkbox"/> Level III: Std QC + Raw Data											
							<input type="checkbox"/> Level IV: SW846 CLP-Like											
Preservative Key: 1-HCL 2-HNO3 3-H2SO4 4-NaOH 5-Na2S2O3 6-NaHSO4 7-Other 8-4 degrees C 9-5035							Other: _____											

Note: Any changes must be made in writing once samples and COC Form have been submitted to ALS Environmental.

Copyright 2011 by ALS Group

Sample Receipt Checklist

Client Name: **ENTRADA**

Date/Time Received: **19-Jun-21 10:30**

Work Order: **21062059**

Received by: **DS**

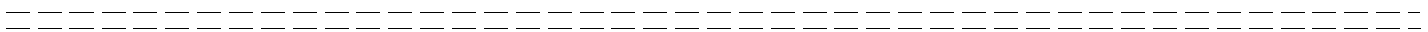
Checklist completed by Diane Shaw 22-Jun-21
eSignature Date

Reviewed by: Chad Whelton 22-Jun-21
eSignature Date

Matrices: Soil
Carrier name: FedEx

Shipping container/cooler in good condition?	Yes <input checked="" type="checkbox"/>	No <input type="checkbox"/>	Not Present <input type="checkbox"/>
Custody seals intact on shipping container/cooler?	Yes <input checked="" type="checkbox"/>	No <input type="checkbox"/>	Not Present <input type="checkbox"/>
Custody seals intact on sample bottles?	Yes <input type="checkbox"/>	No <input type="checkbox"/>	Not Present <input checked="" type="checkbox"/>
Chain of custody present?	Yes <input checked="" type="checkbox"/>	No <input type="checkbox"/>	
Chain of custody signed when relinquished and received?	Yes <input checked="" type="checkbox"/>	No <input type="checkbox"/>	
Chain of custody agrees with sample labels?	Yes <input checked="" type="checkbox"/>	No <input type="checkbox"/>	
Samples in proper container/bottle?	Yes <input checked="" type="checkbox"/>	No <input type="checkbox"/>	
Sample containers intact?	Yes <input checked="" type="checkbox"/>	No <input type="checkbox"/>	
Sufficient sample volume for indicated test?	Yes <input checked="" type="checkbox"/>	No <input type="checkbox"/>	
All samples received within holding time?	Yes <input checked="" type="checkbox"/>	No <input type="checkbox"/>	
Container/Temp Blank temperature in compliance?	Yes <input checked="" type="checkbox"/>	No <input type="checkbox"/>	
Sample(s) received on ice?	Yes <input checked="" type="checkbox"/>	No <input type="checkbox"/>	
Temperature(s)/Thermometer(s):	<u>3.8/3.8 c</u>		<u>IR1</u>
Cooler(s)/Kit(s):	<u></u>		
Date/Time sample(s) sent to storage:	<u>6/22/2021 9:15:14 AM</u>		
Water - VOA vials have zero headspace?	Yes <input type="checkbox"/>	No <input type="checkbox"/>	No VOA vials submitted <input checked="" type="checkbox"/>
Water - pH acceptable upon receipt?	Yes <input type="checkbox"/>	No <input type="checkbox"/>	N/A <input checked="" type="checkbox"/>
pH adjusted?	Yes <input type="checkbox"/>	No <input type="checkbox"/>	N/A <input checked="" type="checkbox"/>
pH adjusted by:	<u></u>		

Login Notes:



Client Contacted: Date Contacted: Person Contacted:

Contacted By: Regarding:

Comments:

CorrectiveAction:

Scout Energy - Rangely, CO

Sample Delivery Group: L1775450
Samples Received: 09/07/2024
Project Number:
Description: Levison 34X Spill

Report To: Chris Patterson
100 Chevron Road
Rangely, CO 81648

Entire Report Reviewed By:



Chris Ward
Project Manager

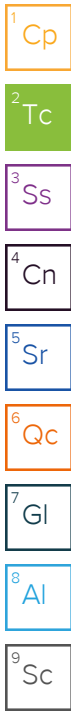
Results relate only to the items tested or calibrated and are reported as rounded values. This test report shall not be reproduced, except in full, without written approval of the laboratory. Where applicable, sampling conducted by Pace Analytical National is performed per guidance provided in laboratory standard operating procedures ENV-SOP-MTJL-0067 and ENV-SOP-MTJL-0068. Where sampling conducted by the customer, results relate to the accuracy of the information provided, and as the samples are received.

Pace Analytical National

12065 Lebanon Rd Mount Juliet, TN 37122 615-758-5858 800-767-5859 mydata.pacelabs.com

TABLE OF CONTENTS

Cp: Cover Page	1
Tc: Table of Contents	2
Ss: Sample Summary	3
Cn: Case Narrative	5
Sr: Sample Results	6
LEV34X-SS1 L1775450-01	6
LEV34X-SS2 L1775450-02	7
LEV34X-SS3 L1775450-03	8
LEV34X-SS4 L1775450-04	9
LEV34X-SS5 L1775450-05	10
LEV34X-SS6 L1775450-06	11
LEV34X-SS7 L1775450-07	12
LEV34X-SS8 L1775450-08	13
Qc: Quality Control Summary	14
Wet Chemistry by Method 7199	14
Wet Chemistry by Method 9045D	16
Wet Chemistry by Method 9050AMod	17
Metals (ICP) by Method 6010B-NE493 Ch 2	19
Volatile Organic Compounds (GC/MS) by Method 8260B	22
Semi-Volatile Organic Compounds (GC) by Method 8015M	24
Semi Volatile Organic Compounds (GC/MS) by Method 8270C-SIM	25
Gl: Glossary of Terms	26
Al: Accreditations & Locations	27
Sc: Sample Chain of Custody	28



SAMPLE SUMMARY

LEV34X-SS1 L1775450-01 Solid

Collected by
Collected date/time
Received date/time

09/05/24 10:30
09/07/24 09:00

Method	Batch	Dilution	Preparation date/time	Analysis date/time	Analyst	Location
Calculated Results	WG2364175	1	09/18/24 08:54	09/18/24 08:54	DJS	Mt. Juliet, TN
Wet Chemistry by Method 7199	WG2358638	1	09/09/24 21:40	09/10/24 10:17	EKB	Mt. Juliet, TN
Wet Chemistry by Method 9050AMod	WG2364670	1	09/18/24 09:39	09/18/24 17:00	KRB	Mt. Juliet, TN
Metals (ICP) by Method 6010B-NE493 Ch 2	WG2364201	1	09/17/24 18:19	09/17/24 21:50	MAP	Mt. Juliet, TN
Volatile Organic Compounds (GC/MS) by Method 8260B	WG2361595	1	09/11/24 08:26	09/13/24 20:00	JAH	Mt. Juliet, TN
Semi-Volatile Organic Compounds (GC) by Method 8015M	WG2363848	1	09/17/24 17:13	09/18/24 03:14	KKS	Mt. Juliet, TN
Semi Volatile Organic Compounds (GC/MS) by Method 8270C-SIM	WG2362671	1	09/15/24 15:13	09/16/24 12:02	NJK	Mt. Juliet, TN

1 Cp

2 Tc

3 Ss

4 Cn

5 Sr

LEV34X-SS2 L1775450-02 Solid

Collected by
Collected date/time
Received date/time

09/05/24 10:50
09/07/24 09:00

Method	Batch	Dilution	Preparation date/time	Analysis date/time	Analyst	Location
Calculated Results	WG2364175	1	09/18/24 08:55	09/18/24 08:55	DJS	Mt. Juliet, TN
Wet Chemistry by Method 7199	WG2358638	1	09/09/24 21:40	09/10/24 10:23	EKB	Mt. Juliet, TN
Metals (ICP) by Method 6010B-NE493 Ch 2	WG2364201	5	09/17/24 18:19	09/17/24 21:52	MAP	Mt. Juliet, TN
Volatile Organic Compounds (GC/MS) by Method 8260B	WG2361595	1	09/11/24 08:26	09/13/24 20:19	JAH	Mt. Juliet, TN
Semi-Volatile Organic Compounds (GC) by Method 8015M	WG2363848	1	09/17/24 17:13	09/18/24 10:49	KKS	Mt. Juliet, TN
Semi Volatile Organic Compounds (GC/MS) by Method 8270C-SIM	WG2362671	1	09/15/24 15:13	09/16/24 12:19	NJK	Mt. Juliet, TN

6 Qc

7 Gl

8 Al

9 Sc

LEV34X-SS3 L1775450-03 Solid

Collected by
Collected date/time
Received date/time

09/05/24 11:35
09/07/24 09:00

Method	Batch	Dilution	Preparation date/time	Analysis date/time	Analyst	Location
Calculated Results	WG2364171	1	09/19/24 04:38	09/19/24 04:38	DJS	Mt. Juliet, TN
Wet Chemistry by Method 7199	WG2358638	1	09/09/24 21:40	09/10/24 10:29	EKB	Mt. Juliet, TN
Wet Chemistry by Method 9045D	WG2358425	1	09/10/24 10:57	09/11/24 12:10	KA	Mt. Juliet, TN
Metals (ICP) by Method 6010B-NE493 Ch 2	WG2364197	1	09/18/24 17:42	09/19/24 04:20	DJS	Mt. Juliet, TN
Volatile Organic Compounds (GC/MS) by Method 8260B	WG2361595	1	09/11/24 08:26	09/13/24 20:38	JAH	Mt. Juliet, TN
Semi-Volatile Organic Compounds (GC) by Method 8015M	WG2363848	2	09/17/24 17:13	09/18/24 04:19	KKS	Mt. Juliet, TN
Semi Volatile Organic Compounds (GC/MS) by Method 8270C-SIM	WG2362671	1	09/15/24 15:13	09/16/24 16:18	NJK	Mt. Juliet, TN

LEV34X-SS4 L1775450-04 Solid

Collected by
Collected date/time
Received date/time

09/05/24 13:20
09/07/24 09:00

Method	Batch	Dilution	Preparation date/time	Analysis date/time	Analyst	Location
Wet Chemistry by Method 7199	WG2358638	1	09/09/24 21:40	09/10/24 10:35	EKB	Mt. Juliet, TN
Wet Chemistry by Method 9045D	WG2358425	1	09/10/24 10:57	09/11/24 12:10	KA	Mt. Juliet, TN
Metals (ICP) by Method 6010B-NE493 Ch 2	WG2368301	1	09/25/24 13:01	09/25/24 23:38	MAP	Mt. Juliet, TN
Volatile Organic Compounds (GC/MS) by Method 8260B	WG2361595	1	09/11/24 08:26	09/13/24 20:56	JAH	Mt. Juliet, TN
Semi-Volatile Organic Compounds (GC) by Method 8015M	WG2363848	2	09/17/24 17:13	09/18/24 04:06	KKS	Mt. Juliet, TN
Semi Volatile Organic Compounds (GC/MS) by Method 8270C-SIM	WG2362671	1	09/15/24 15:13	09/16/24 16:36	NJK	Mt. Juliet, TN

LEV34X-SS5 L1775450-05 Solid

Collected by
Collected date/time
Received date/time

09/05/24 11:25
09/07/24 09:00

Method	Batch	Dilution	Preparation date/time	Analysis date/time	Analyst	Location
Calculated Results	WG2364175	1	09/18/24 08:57	09/18/24 08:57	DJS	Mt. Juliet, TN
Wet Chemistry by Method 7199	WG2358638	1	09/09/24 21:40	09/10/24 10:42	EKB	Mt. Juliet, TN
Wet Chemistry by Method 9045D	WG2358425	1	09/10/24 10:57	09/11/24 12:10	KA	Mt. Juliet, TN
Metals (ICP) by Method 6010B-NE493 Ch 2	WG2364201	1	09/17/24 18:19	09/17/24 21:54	MAP	Mt. Juliet, TN
Volatile Organic Compounds (GC/MS) by Method 8260B	WG2361595	1	09/11/24 08:26	09/13/24 21:15	JAH	Mt. Juliet, TN
Semi-Volatile Organic Compounds (GC) by Method 8015M	WG2363848	10	09/17/24 17:13	09/18/24 05:24	KKS	Mt. Juliet, TN

SAMPLE SUMMARY

LEV34X-SS5 L1775450-05 Solid

Collected by
Collected date/time
Received date/time

09/05/24 11:25 09/07/24 09:00

Method	Batch	Dilution	Preparation date/time	Analysis date/time	Analyst	Location
Semi Volatile Organic Compounds (GC/MS) by Method 8270C-SIM	WG2362671	1	09/15/24 15:13	09/16/24 16:53	NJK	Mt. Juliet, TN

1
Cp

2
Tc

3
Ss

4
Cn

5
Sr

6
Qc

7
Gl

8
Al

9
Sc

LEV34X-SS6 L1775450-06 Solid

Collected by
Collected date/time
Received date/time

09/05/24 12:45 09/07/24 09:00

Method	Batch	Dilution	Preparation date/time	Analysis date/time	Analyst	Location
Calculated Results	WG2364171	1	09/19/24 04:40	09/19/24 04:40	DJS	Mt. Juliet, TN
Wet Chemistry by Method 7199	WG2358638	1	09/09/24 21:40	09/10/24 10:48	EKB	Mt. Juliet, TN
Metals (ICP) by Method 6010B-NE493 Ch 2	WG2364197	1	09/18/24 17:42	09/19/24 04:22	DJS	Mt. Juliet, TN
Volatile Organic Compounds (GC/MS) by Method 8260B	WG2361595	1	09/11/24 08:26	09/13/24 21:34	JAH	Mt. Juliet, TN
Semi-Volatile Organic Compounds (GC) by Method 8015M	WG2363848	1	09/17/24 17:13	09/18/24 03:01	KKS	Mt. Juliet, TN
Semi Volatile Organic Compounds (GC/MS) by Method 8270C-SIM	WG2362671	1	09/15/24 15:13	09/16/24 12:37	NJK	Mt. Juliet, TN

LEV34X-SS7 L1775450-07 Solid

Collected by
Collected date/time
Received date/time

09/05/24 12:55 09/07/24 09:00

Method	Batch	Dilution	Preparation date/time	Analysis date/time	Analyst	Location
Calculated Results	WG2364171	1	09/19/24 04:42	09/19/24 04:42	DJS	Mt. Juliet, TN
Wet Chemistry by Method 7199	WG2358638	1	09/09/24 21:40	09/10/24 10:54	EKB	Mt. Juliet, TN
Wet Chemistry by Method 9050AMod	WG2365510	1	09/19/24 07:59	09/19/24 16:34	KA	Mt. Juliet, TN
Metals (ICP) by Method 6010B-NE493 Ch 2	WG2364197	1	09/18/24 17:42	09/19/24 04:23	DJS	Mt. Juliet, TN
Volatile Organic Compounds (GC/MS) by Method 8260B	WG2361553	1	09/11/24 08:26	09/13/24 01:17	ACG	Mt. Juliet, TN
Semi-Volatile Organic Compounds (GC) by Method 8015M	WG2363848	2	09/17/24 17:13	09/18/24 10:36	KKS	Mt. Juliet, TN
Semi Volatile Organic Compounds (GC/MS) by Method 8270C-SIM	WG2362671	1	09/15/24 15:13	09/16/24 13:29	NJK	Mt. Juliet, TN

LEV34X-SS8 L1775450-08 Solid

Collected by
Collected date/time
Received date/time

09/05/24 13:30 09/07/24 09:00

Method	Batch	Dilution	Preparation date/time	Analysis date/time	Analyst	Location
Calculated Results	WG2364171	1	09/19/24 04:43	09/19/24 04:43	DJS	Mt. Juliet, TN
Wet Chemistry by Method 7199	WG2358969	1	09/10/24 23:11	09/11/24 14:00	EKB	Mt. Juliet, TN
Wet Chemistry by Method 9050AMod	WG2365510	1	09/19/24 07:59	09/19/24 16:34	KA	Mt. Juliet, TN
Metals (ICP) by Method 6010B-NE493 Ch 2	WG2364197	1	09/18/24 17:42	09/19/24 04:25	DJS	Mt. Juliet, TN
Volatile Organic Compounds (GC/MS) by Method 8260B	WG2361553	1	09/11/24 08:26	09/13/24 01:36	ACG	Mt. Juliet, TN
Semi-Volatile Organic Compounds (GC) by Method 8015M	WG2363848	1	09/17/24 17:13	09/18/24 03:27	KKS	Mt. Juliet, TN
Semi Volatile Organic Compounds (GC/MS) by Method 8270C-SIM	WG2362671	1	09/15/24 15:13	09/16/24 13:46	NJK	Mt. Juliet, TN

CASE NARRATIVE

All sample aliquots were received at the correct temperature, in the proper containers, with the appropriate preservatives, and within method specified holding times, unless qualified or notated within the report. Where applicable, all MDL (LOD) and RDL (LOQ) values reported for environmental samples have been corrected for the dilution factor used in the analysis. All Method and Batch Quality Control are within established criteria except where addressed in this case narrative, a non-conformance form or properly qualified within the sample results. By my digital signature below, I affirm to the best of my knowledge, all problems/anomalies observed by the laboratory as having the potential to affect the quality of the data have been identified by the laboratory, and no information or data have been knowingly withheld that would affect the quality of the data.



Chris Ward
Project Manager

¹ Cp

² Tc

³ Ss

⁴ Cn

⁵ Sr

⁶ Qc

⁷ Gl

⁸ Al

⁹ Sc

Calculated Results

Analyte	Result	Qualifier	Dilution	Analysis date / time	Batch
Sodium Adsorption Ratio	9.04		1	09/18/2024 08:54	WG2364175

Wet Chemistry by Method 7199

Analyte	Result mg/kg	Qualifier	MDL mg/kg	RDL mg/kg	Dilution	Analysis date / time	Batch
Hexavalent Chromium	U		0.255	1.00	1	09/10/2024 10:17	WG2358638

Wet Chemistry by Method 9050AMod

Analyte	Result	Units	Qualifier	RDL	Dilution	Analysis date / time	Batch
Specific Conductance	7030	umhos/cm		10.0	1	09/18/2024 17:00	WG2364670

Sample Narrative:

L1775450-01 WG2364670: at 25C

Metals (ICP) by Method 6010B-NE493 Ch 2

Analyte	Result mg/l	Qualifier	MDL mg/l	RDL mg/l	Dilution	Analysis date / time	Batch
Hot Water Sol. Boron	2.70		0.0167	0.200	1	09/17/2024 21:50	WG2364201

Volatile Organic Compounds (GC/MS) by Method 8260B

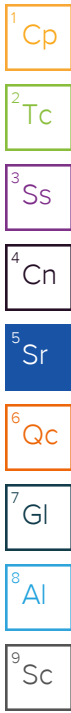
Analyte	Result ug/kg	Qualifier	MDL ug/kg	RDL ug/kg	Dilution	Analysis date / time	Batch
1,2,4-Trimethylbenzene	U		1.58	5.00	1	09/13/2024 20:00	WG2361595
1,3,5-Trimethylbenzene	U		2.00	5.00	1	09/13/2024 20:00	WG2361595
(S) Toluene-d8	100			75.0-131		09/13/2024 20:00	WG2361595
(S) 4-Bromofluorobenzene	98.6			67.0-138		09/13/2024 20:00	WG2361595
(S) 1,2-Dichloroethane-d4	96.3			70.0-130		09/13/2024 20:00	WG2361595

Semi-Volatile Organic Compounds (GC) by Method 8015M

Analyte	Result mg/kg	Qualifier	MDL mg/kg	RDL mg/kg	Dilution	Analysis date / time	Batch
C28-C36 Motor Oil Range	29.1		0.274	4.00	1	09/18/2024 03:14	WG2363848
(S) o-Terphenyl	32.9			18.0-148		09/18/2024 03:14	WG2363848

Semi Volatile Organic Compounds (GC/MS) by Method 8270C-SIM

Analyte	Result mg/kg	Qualifier	MDL mg/kg	RDL mg/kg	Dilution	Analysis date / time	Batch
1-Methylnaphthalene	U		0.00449	0.0200	1	09/16/2024 12:02	WG2362671
2-Methylnaphthalene	U		0.00427	0.0200	1	09/16/2024 12:02	WG2362671
(S) p-Terphenyl-d14	54.2			23.0-120		09/16/2024 12:02	WG2362671
(S) Nitrobenzene-d5	65.3			14.0-149		09/16/2024 12:02	WG2362671
(S) 2-Fluorobiphenyl	53.7			34.0-125		09/16/2024 12:02	WG2362671



Calculated Results

Analyte	Result	Qualifier	Dilution	Analysis date / time	Batch
Sodium Adsorption Ratio	2.62		1	09/18/2024 08:55	WG2364175

Wet Chemistry by Method 7199

Analyte	Result mg/kg	Qualifier	MDL mg/kg	RDL mg/kg	Dilution	Analysis date / time	Batch
Hexavalent Chromium	U		0.255	1.00	1	09/10/2024 10:23	WG2358638

Metals (ICP) by Method 6010B-NE493 Ch 2

Analyte	Result mg/l	Qualifier	MDL mg/l	RDL mg/l	Dilution	Analysis date / time	Batch
Hot Water Sol. Boron	0.864	J	0.0835	1.00	5	09/17/2024 21:52	WG2364201

Volatile Organic Compounds (GC/MS) by Method 8260B

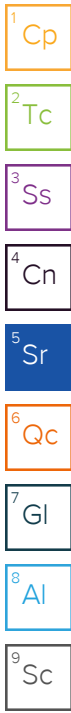
Analyte	Result ug/kg	Qualifier	MDL ug/kg	RDL ug/kg	Dilution	Analysis date / time	Batch
1,2,4-Trimethylbenzene	U		1.58	5.00	1	09/13/2024 20:19	WG2361595
1,3,5-Trimethylbenzene	U		2.00	5.00	1	09/13/2024 20:19	WG2361595
(S) Toluene-d8	101			75.0-131		09/13/2024 20:19	WG2361595
(S) 4-Bromofluorobenzene	104			67.0-138		09/13/2024 20:19	WG2361595
(S) 1,2-Dichloroethane-d4	101			70.0-130		09/13/2024 20:19	WG2361595

Semi-Volatile Organic Compounds (GC) by Method 8015M

Analyte	Result mg/kg	Qualifier	MDL mg/kg	RDL mg/kg	Dilution	Analysis date / time	Batch
C28-C36 Motor Oil Range	32.3		0.274	4.00	1	09/18/2024 10:49	WG2363848
(S) o-Terphenyl	46.2			18.0-148		09/18/2024 10:49	WG2363848

Semi Volatile Organic Compounds (GC/MS) by Method 8270C-SIM

Analyte	Result mg/kg	Qualifier	MDL mg/kg	RDL mg/kg	Dilution	Analysis date / time	Batch
1-Methylnaphthalene	U		0.00449	0.0200	1	09/16/2024 12:19	WG2362671
2-Methylnaphthalene	U		0.00427	0.0200	1	09/16/2024 12:19	WG2362671
(S) p-Terphenyl-d14	77.4			23.0-120		09/16/2024 12:19	WG2362671
(S) Nitrobenzene-d5	79.0			14.0-149		09/16/2024 12:19	WG2362671
(S) 2-Fluorobiphenyl	71.5			34.0-125		09/16/2024 12:19	WG2362671



Calculated Results

Analyte	Result	Qualifier	Dilution	Analysis date / time	Batch
Sodium Adsorption Ratio	45.8		1	09/19/2024 04:38	WG2364171

Wet Chemistry by Method 7199

Analyte	Result mg/kg	Qualifier	MDL mg/kg	RDL mg/kg	Dilution	Analysis date / time	Batch
Hexavalent Chromium	0.412	J	0.255	1.00	1	09/10/2024 10:29	WG2358638

Wet Chemistry by Method 9045D

Analyte	Result su	Qualifier	Dilution	Analysis date / time	Batch
pH	8.73	T8	1	09/11/2024 12:10	WG2358425

Sample Narrative:

L1775450-03 WG2358425: 8.73 at 21.7C

Metals (ICP) by Method 6010B-NE493 Ch 2

Analyte	Result mg/l	Qualifier	MDL mg/l	RDL mg/l	Dilution	Analysis date / time	Batch
Hot Water Sol. Boron	0.805		0.0167	0.200	1	09/19/2024 04:20	WG2364197

Volatile Organic Compounds (GC/MS) by Method 8260B

Analyte	Result ug/kg	Qualifier	MDL ug/kg	RDL ug/kg	Dilution	Analysis date / time	Batch
1,2,4-Trimethylbenzene	U		1.58	5.00	1	09/13/2024 20:38	WG2361595
1,3,5-Trimethylbenzene	U		2.00	5.00	1	09/13/2024 20:38	WG2361595
(S) Toluene-d8	97.6			75.0-131		09/13/2024 20:38	WG2361595
(S) 4-Bromofluorobenzene	101			67.0-138		09/13/2024 20:38	WG2361595
(S) 1,2-Dichloroethane-d4	98.1			70.0-130		09/13/2024 20:38	WG2361595

Semi-Volatile Organic Compounds (GC) by Method 8015M

Analyte	Result mg/kg	Qualifier	MDL mg/kg	RDL mg/kg	Dilution	Analysis date / time	Batch
C28-C36 Motor Oil Range	192		0.548	8.00	2	09/18/2024 04:19	WG2363848
(S) o-Terphenyl	43.2			18.0-148		09/18/2024 04:19	WG2363848

Semi Volatile Organic Compounds (GC/MS) by Method 8270C-SIM

Analyte	Result mg/kg	Qualifier	MDL mg/kg	RDL mg/kg	Dilution	Analysis date / time	Batch
1-Methylnaphthalene	U		0.00449	0.0200	1	09/16/2024 16:18	WG2362671
2-Methylnaphthalene	U		0.00427	0.0200	1	09/16/2024 16:18	WG2362671
(S) p-Terphenyl-d14	65.5			23.0-120		09/16/2024 16:18	WG2362671
(S) Nitrobenzene-d5	66.2			14.0-149		09/16/2024 16:18	WG2362671
(S) 2-Fluorobiphenyl	60.4			34.0-125		09/16/2024 16:18	WG2362671

1 Cp

2 Tc

3 Ss

4 Cn

5 Sr

6 Qc

7 Gl

8 Al

9 Sc

Wet Chemistry by Method 7199

Analyte	Result	Qualifier	MDL	RDL	Dilution	Analysis	Batch
Hexavalent Chromium	U		0.255	1.00	1	09/10/2024 10:35	WG2358638

1 Cp

2 Tc

Wet Chemistry by Method 9045D

Analyte	Result	Qualifier	Dilution	Analysis	Batch
pH	8.17	<u>T8</u>	1	09/11/2024 12:10	WG2358425

3 Ss

4 Cn

Sample Narrative:

L1775450-04 WG2358425: 8.17 at 21.7C

5 Sr

Metals (ICP) by Method 6010B-NE493 Ch 2

Analyte	Result	Qualifier	MDL	RDL	Dilution	Analysis	Batch
Hot Water Sol. Boron	0.729		0.0167	0.200	1	09/25/2024 23:38	WG2368301

6 Qc

7 Gl

Volatile Organic Compounds (GC/MS) by Method 8260B

Analyte	Result	Qualifier	MDL	RDL	Dilution	Analysis	Batch
1,2,4-Trimethylbenzene	U		1.58	5.00	1	09/13/2024 20:56	WG2361595
1,3,5-Trimethylbenzene	U		2.00	5.00	1	09/13/2024 20:56	WG2361595
(S) Toluene-d8	99.3			75.0-131		09/13/2024 20:56	WG2361595
(S) 4-Bromofluorobenzene	100			67.0-138		09/13/2024 20:56	WG2361595
(S) 1,2-Dichloroethane-d4	102			70.0-130		09/13/2024 20:56	WG2361595

8 Al

9 Sc

Semi-Volatile Organic Compounds (GC) by Method 8015M

Analyte	Result	Qualifier	MDL	RDL	Dilution	Analysis	Batch
C28-C36 Motor Oil Range	224		0.548	8.00	2	09/18/2024 04:06	WG2363848
(S) o-Terphenyl	50.9			18.0-148		09/18/2024 04:06	WG2363848

Semi Volatile Organic Compounds (GC/MS) by Method 8270C-SIM

Analyte	Result	Qualifier	MDL	RDL	Dilution	Analysis	Batch
1-Methylnaphthalene	0.0115	<u>J</u>	0.00449	0.0200	1	09/16/2024 16:36	WG2362671
2-Methylnaphthalene	0.0189	<u>J</u>	0.00427	0.0200	1	09/16/2024 16:36	WG2362671
(S) p-Terphenyl-d14	70.8			23.0-120		09/16/2024 16:36	WG2362671
(S) Nitrobenzene-d5	80.0			14.0-149		09/16/2024 16:36	WG2362671
(S) 2-Fluorobiphenyl	66.7			34.0-125		09/16/2024 16:36	WG2362671

Calculated Results

Analyte	Result	Qualifier	Dilution	Analysis date / time	Batch
Sodium Adsorption Ratio	4.25		1	09/18/2024 08:57	WG2364175

Wet Chemistry by Method 7199

Analyte	Result mg/kg	Qualifier	MDL mg/kg	RDL mg/kg	Dilution	Analysis date / time	Batch
Hexavalent Chromium	0.275	J	0.255	1.00	1	09/10/2024 10:42	WG2358638

Wet Chemistry by Method 9045D

Analyte	Result su	Qualifier	Dilution	Analysis date / time	Batch
pH	8.59	T8	1	09/11/2024 12:10	WG2358425

Sample Narrative:

L1775450-05 WG2358425: 8.59 at 21.6C

Metals (ICP) by Method 6010B-NE493 Ch 2

Analyte	Result mg/l	Qualifier	MDL mg/l	RDL mg/l	Dilution	Analysis date / time	Batch
Hot Water Sol. Boron	0.700		0.0167	0.200	1	09/17/2024 21:54	WG2364201

Volatile Organic Compounds (GC/MS) by Method 8260B

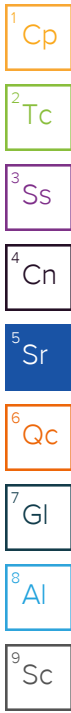
Analyte	Result ug/kg	Qualifier	MDL ug/kg	RDL ug/kg	Dilution	Analysis date / time	Batch
1,2,4-Trimethylbenzene	U		1.58	5.00	1	09/13/2024 21:15	WG2361595
1,3,5-Trimethylbenzene	U		2.00	5.00	1	09/13/2024 21:15	WG2361595
(S) Toluene-d8	99.7			75.0-131		09/13/2024 21:15	WG2361595
(S) 4-Bromofluorobenzene	103			67.0-138		09/13/2024 21:15	WG2361595
(S) 1,2-Dichloroethane-d4	92.6			70.0-130		09/13/2024 21:15	WG2361595

Semi-Volatile Organic Compounds (GC) by Method 8015M

Analyte	Result mg/kg	Qualifier	MDL mg/kg	RDL mg/kg	Dilution	Analysis date / time	Batch
C28-C36 Motor Oil Range	209		2.74	40.0	10	09/18/2024 05:24	WG2363848
(S) o-Terphenyl	56.3			18.0-148		09/18/2024 05:24	WG2363848

Semi Volatile Organic Compounds (GC/MS) by Method 8270C-SIM

Analyte	Result mg/kg	Qualifier	MDL mg/kg	RDL mg/kg	Dilution	Analysis date / time	Batch
1-Methylnaphthalene	0.00550	J	0.00449	0.0200	1	09/16/2024 16:53	WG2362671
2-Methylnaphthalene	0.00975	J	0.00427	0.0200	1	09/16/2024 16:53	WG2362671
(S) p-Terphenyl-d14	61.0			23.0-120		09/16/2024 16:53	WG2362671
(S) Nitrobenzene-d5	65.6			14.0-149		09/16/2024 16:53	WG2362671
(S) 2-Fluorobiphenyl	57.4			34.0-125		09/16/2024 16:53	WG2362671



Calculated Results

Analyte	Result	Qualifier	Dilution	Analysis date / time	Batch
Sodium Adsorption Ratio	2.01		1	09/19/2024 04:40	WG2364171

Wet Chemistry by Method 7199

Analyte	Result mg/kg	Qualifier	MDL mg/kg	RDL mg/kg	Dilution	Analysis date / time	Batch
Hexavalent Chromium	U		0.255	1.00	1	09/10/2024 10:48	WG2358638

Metals (ICP) by Method 6010B-NE493 Ch 2

Analyte	Result mg/l	Qualifier	MDL mg/l	RDL mg/l	Dilution	Analysis date / time	Batch
Hot Water Sol. Boron	0.502		0.0167	0.200	1	09/19/2024 04:22	WG2364197

Volatile Organic Compounds (GC/MS) by Method 8260B

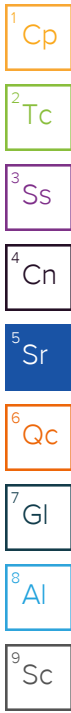
Analyte	Result ug/kg	Qualifier	MDL ug/kg	RDL ug/kg	Dilution	Analysis date / time	Batch
1,2,4-Trimethylbenzene	U		1.58	5.00	1	09/13/2024 21:34	WG2361595
1,3,5-Trimethylbenzene	U		2.00	5.00	1	09/13/2024 21:34	WG2361595
(S) Toluene-d8	96.3			75.0-131		09/13/2024 21:34	WG2361595
(S) 4-Bromofluorobenzene	101			67.0-138		09/13/2024 21:34	WG2361595
(S) 1,2-Dichloroethane-d4	98.6			70.0-130		09/13/2024 21:34	WG2361595

Semi-Volatile Organic Compounds (GC) by Method 8015M

Analyte	Result mg/kg	Qualifier	MDL mg/kg	RDL mg/kg	Dilution	Analysis date / time	Batch
C28-C36 Motor Oil Range	23.4		0.274	4.00	1	09/18/2024 03:01	WG2363848
(S) o-Terphenyl	50.5			18.0-148		09/18/2024 03:01	WG2363848

Semi Volatile Organic Compounds (GC/MS) by Method 8270C-SIM

Analyte	Result mg/kg	Qualifier	MDL mg/kg	RDL mg/kg	Dilution	Analysis date / time	Batch
1-Methylnaphthalene	U		0.00449	0.0200	1	09/16/2024 12:37	WG2362671
2-Methylnaphthalene	U		0.00427	0.0200	1	09/16/2024 12:37	WG2362671
(S) p-Terphenyl-d14	80.8			23.0-120		09/16/2024 12:37	WG2362671
(S) Nitrobenzene-d5	84.0			14.0-149		09/16/2024 12:37	WG2362671
(S) 2-Fluorobiphenyl	73.4			34.0-125		09/16/2024 12:37	WG2362671



Calculated Results

Analyte	Result	Qualifier	Dilution	Analysis date / time	Batch
Sodium Adsorption Ratio	2.85		1	09/19/2024 04:42	WG2364171

Wet Chemistry by Method 7199

Analyte	Result mg/kg	Qualifier	MDL mg/kg	RDL mg/kg	Dilution	Analysis date / time	Batch
Hexavalent Chromium	U		0.255	1.00	1	09/10/2024 10:54	WG2358638

Wet Chemistry by Method 9050AMod

Analyte	Result	Units	Qualifier	RDL	Dilution	Analysis date / time	Batch
Specific Conductance	622	umhos/cm		10.0	1	09/19/2024 16:34	WG2365510

Sample Narrative:

L1775450-07 WG2365510: at 25C

Metals (ICP) by Method 6010B-NE493 Ch 2

Analyte	Result mg/l	Qualifier	MDL mg/l	RDL mg/l	Dilution	Analysis date / time	Batch
Hot Water Sol. Boron	0.711		0.0167	0.200	1	09/19/2024 04:23	WG2364197

Volatile Organic Compounds (GC/MS) by Method 8260B

Analyte	Result ug/kg	Qualifier	MDL ug/kg	RDL ug/kg	Dilution	Analysis date / time	Batch
1,2,4-Trimethylbenzene	3.88	J	1.58	5.00	1	09/13/2024 01:17	WG2361553
1,3,5-Trimethylbenzene	U		2.00	5.00	1	09/13/2024 01:17	WG2361553
(S) Toluene-d8	99.3			75.0-131		09/13/2024 01:17	WG2361553
(S) 4-Bromofluorobenzene	99.7			67.0-138		09/13/2024 01:17	WG2361553
(S) 1,2-Dichloroethane-d4	85.2			70.0-130		09/13/2024 01:17	WG2361553

Semi-Volatile Organic Compounds (GC) by Method 8015M

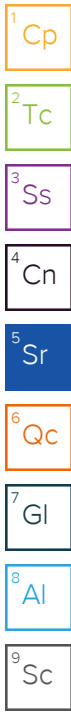
Analyte	Result mg/kg	Qualifier	MDL mg/kg	RDL mg/kg	Dilution	Analysis date / time	Batch
C28-C36 Motor Oil Range	43.5		0.548	8.00	2	09/18/2024 10:36	WG2363848
(S) o-Terphenyl	50.3			18.0-148		09/18/2024 10:36	WG2363848

Sample Narrative:

L1775450-07 WG2363848: Dilution due to matrix impact during extraction procedure

Semi Volatile Organic Compounds (GC/MS) by Method 8270C-SIM

Analyte	Result mg/kg	Qualifier	MDL mg/kg	RDL mg/kg	Dilution	Analysis date / time	Batch
1-Methylnaphthalene	U		0.00449	0.0200	1	09/16/2024 13:29	WG2362671
2-Methylnaphthalene	U		0.00427	0.0200	1	09/16/2024 13:29	WG2362671
(S) p-Terphenyl-d14	72.6			23.0-120		09/16/2024 13:29	WG2362671
(S) Nitrobenzene-d5	71.8			14.0-149		09/16/2024 13:29	WG2362671
(S) 2-Fluorobiphenyl	66.1			34.0-125		09/16/2024 13:29	WG2362671



Calculated Results

Analyte	Result	Qualifier	Dilution	Analysis date / time	Batch
Sodium Adsorption Ratio	16.9		1	09/19/2024 04:43	WG2364171

Wet Chemistry by Method 7199

Analyte	Result mg/kg	Qualifier	MDL mg/kg	RDL mg/kg	Dilution	Analysis date / time	Batch
Hexavalent Chromium	U		0.255	1.00	1	09/11/2024 14:00	WG2358969

Wet Chemistry by Method 9050AMod

Analyte	Result	Units	Qualifier	RDL	Dilution	Analysis date / time	Batch
Specific Conductance	9450	umhos/cm		10.0	1	09/19/2024 16:34	WG2365510

Sample Narrative:

L1775450-08 WG2365510: at 25C

Metals (ICP) by Method 6010B-NE493 Ch 2

Analyte	Result mg/l	Qualifier	MDL mg/l	RDL mg/l	Dilution	Analysis date / time	Batch
Hot Water Sol. Boron	1.48		0.0167	0.200	1	09/19/2024 04:25	WG2364197

Volatile Organic Compounds (GC/MS) by Method 8260B

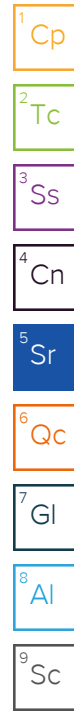
Analyte	Result ug/kg	Qualifier	MDL ug/kg	RDL ug/kg	Dilution	Analysis date / time	Batch
1,2,4-Trimethylbenzene	U		1.58	5.00	1	09/13/2024 01:36	WG2361553
1,3,5-Trimethylbenzene	U		2.00	5.00	1	09/13/2024 01:36	WG2361553
(S) Toluene-d8	73.1	J2		75.0-131		09/13/2024 01:36	WG2361553
(S) 4-Bromofluorobenzene	101			67.0-138		09/13/2024 01:36	WG2361553
(S) 1,2-Dichloroethane-d4	89.5			70.0-130		09/13/2024 01:36	WG2361553

Semi-Volatile Organic Compounds (GC) by Method 8015M

Analyte	Result mg/kg	Qualifier	MDL mg/kg	RDL mg/kg	Dilution	Analysis date / time	Batch
C28-C36 Motor Oil Range	114		0.274	4.00	1	09/18/2024 03:27	WG2363848
(S) o-Terphenyl	39.3			18.0-148		09/18/2024 03:27	WG2363848

Semi Volatile Organic Compounds (GC/MS) by Method 8270C-SIM

Analyte	Result mg/kg	Qualifier	MDL mg/kg	RDL mg/kg	Dilution	Analysis date / time	Batch
1-Methylnaphthalene	U		0.00449	0.0200	1	09/16/2024 13:46	WG2362671
2-Methylnaphthalene	U		0.00427	0.0200	1	09/16/2024 13:46	WG2362671
(S) p-Terphenyl-d14	80.3			23.0-120		09/16/2024 13:46	WG2362671
(S) Nitrobenzene-d5	84.7			14.0-149		09/16/2024 13:46	WG2362671
(S) 2-Fluorobiphenyl	75.5			34.0-125		09/16/2024 13:46	WG2362671



Method Blank (MB)

(MB) R4117815-1 09/10/24 08:42

Analyte	MB Result	MB Qualifier	MB MDL	MB RDL
Hexavalent Chromium	U		0.255	1.00

¹Cp

²Tc

³Ss

⁴Cn

⁵Sr

⁶Qc

⁷Gl

⁸Al

⁹Sc

L1775450-07 Original Sample (OS) • Duplicate (DUP)

(OS) L1775450-07 09/10/24 10:54 • (DUP) R4117815-7 09/10/24 11:12

Analyte	Original Result	DUP Result	Dilution	DUP RPD	DUP Qualifier	DUP RPD Limits
Hexavalent Chromium	U	U	1	0.000		20

L1775477-04 Original Sample (OS) • Duplicate (DUP)

(OS) L1775477-04 09/10/24 11:37 • (DUP) R4117815-8 09/10/24 11:43

Analyte	Original Result	DUP Result	Dilution	DUP RPD	DUP Qualifier	DUP RPD Limits
Hexavalent Chromium	U	U	1	0.000		20

Laboratory Control Sample (LCS)

(LCS) R4117815-2 09/10/24 08:50

Analyte	Spike Amount	LCS Result	LCS Rec.	Rec. Limits	LCS Qualifier
Hexavalent Chromium	10.0	9.82	98.2	80.0-120	

L1768835-03 Original Sample (OS) • Matrix Spike (MS) • Matrix Spike Duplicate (MSD)

(OS) L1768835-03 09/10/24 08:56 • (MS) R4117815-3 09/10/24 09:03 • (MSD) R4117815-4 09/10/24 09:09

Analyte	Spike Amount	Original Result	MS Result	MSD Result	MS Rec.	MSD Rec.	Dilution	Rec. Limits	MS Qualifier	MSD Qualifier	RPD	RPD Limits
Hexavalent Chromium	20.0	U	12.9	12.2	64.5	60.8	1	75.0-125	J6	J6	5.84	20

L1768835-03 Original Sample (OS) • Matrix Spike (MS)

(OS) L1768835-03 09/10/24 08:56 • (MS) R4117815-5 09/10/24 09:15

Analyte	Spike Amount	Original Result	MS Result	MS Rec.	Dilution	Rec. Limits	MS Qualifier
Hexavalent Chromium	643	U	651	101	50	75.0-125	

Method Blank (MB)

(MB) R4118573-1 09/11/24 11:54

Analyte	MB Result	MB Qualifier	MB MDL	MB RDL
Hexavalent Chromium	U		0.255	1.00

¹Cp

²Tc

³Ss

⁴Cn

⁵Sr

⁶Qc

⁷Gl

⁸Al

⁹Sc

L1775445-05 Original Sample (OS) • Duplicate (DUP)

(OS) L1775445-05 09/11/24 13:42 • (DUP) R4118573-7 09/11/24 13:48

Analyte	Original Result	DUP Result	Dilution	DUP RPD	DUP Qualifier	DUP RPD Limits
Hexavalent Chromium	1.25	0.626	1	66.2	J P1	20

L1775952-02 Original Sample (OS) • Duplicate (DUP)

(OS) L1775952-02 09/11/24 14:56 • (DUP) R4118573-8 09/11/24 15:02

Analyte	Original Result	DUP Result	Dilution	DUP RPD	DUP Qualifier	DUP RPD Limits
Hexavalent Chromium	0.639	0.589	1	8.12	J	20

Laboratory Control Sample (LCS)

(LCS) R4118573-2 09/11/24 12:03

Analyte	Spike Amount	LCS Result	LCS Rec.	Rec. Limits	LCS Qualifier
Hexavalent Chromium	10.0	9.63	96.3	80.0-120	

L1775020-04 Original Sample (OS) • Matrix Spike (MS) • Matrix Spike Duplicate (MSD)

(OS) L1775020-04 09/11/24 12:27 • (MS) R4118573-3 09/11/24 12:34 • (MSD) R4118573-4 09/11/24 12:40

Analyte	Spike Amount	Original Result	MS Result	MSD Result	MS Rec.	MSD Rec.	Dilution	Rec. Limits	MS Qualifier	MSD Qualifier	RPD	RPD Limits
Hexavalent Chromium	20.0	U	19.7	19.0	98.3	95.2	1	75.0-125			3.21	20

L1775020-04 Original Sample (OS) • Matrix Spike (MS)

(OS) L1775020-04 09/11/24 12:27 • (MS) R4118573-5 09/11/24 12:46

Analyte	Spike Amount	Original Result	MS Result	MS Rec.	Dilution	Rec. Limits	MS Qualifier
Hexavalent Chromium	636	U	598	94.1	50	75.0-125	

L1775742-08 Original Sample (OS) • Duplicate (DUP)

(OS) L1775742-08 09/11/24 12:10 • (DUP) R4118355-2 09/11/24 12:10

Analyte	Original Result	DUP Result	Dilution	DUP RPD	DUP Qualifier	DUP RPD Limits
	su	su		%		%
pH	5.97	6.01	1	0.668		1

Sample Narrative:

OS: 5.97 at 22.3C

DUP: 6.01 at 21.7C

L1775908-08 Original Sample (OS) • Duplicate (DUP)

(OS) L1775908-08 09/11/24 12:10 • (DUP) R4118355-3 09/11/24 12:10

Analyte	Original Result	DUP Result	Dilution	DUP RPD	DUP Qualifier	DUP RPD Limits
	su	su		%		%
pH	8.71	8.71	1	0.000		1

Sample Narrative:

OS: 8.71 at 21.2C

DUP: 8.71 at 21.2C

Laboratory Control Sample (LCS)

(LCS) R4118355-1 09/11/24 12:10

Analyte	Spike Amount	LCS Result	LCS Rec.	Rec. Limits	LCS Qualifier
	su	su	%	%	
pH	10.0	9.96	99.6	99.0-101	

Sample Narrative:

LCS: 9.96 at 21.1C

¹Cp

²Tc

³Ss

⁴Cn

⁵Sr

⁶Qc

⁷Gl

⁸Al

⁹Sc

Method Blank (MB)

(MB) R4121404-1 09/18/24 17:00

Analyte	MB Result umhos/cm	MB Qualifier	MB MDL umhos/cm	MB RDL umhos/cm
Specific Conductance	U		10.0	10.0

Sample Narrative:

BLANK: at 25C

L1774446-01 Original Sample (OS) • Duplicate (DUP)

(OS) L1774446-01 09/18/24 17:00 • (DUP) R4121404-3 09/18/24 17:00

Analyte	Original Result umhos/cm	DUP Result umhos/cm	Dilution	DUP RPD %	DUP Qualifier	DUP RPD Limits
Specific Conductance	6040	6020	1	0.332		20

Sample Narrative:

OS: at 25C

DUP: at 25C

Laboratory Control Sample (LCS)

(LCS) R4121404-2 09/18/24 17:00

Analyte	Spike Amount umhos/cm	LCS Result umhos/cm	LCS Rec. %	Rec. Limits %	LCS Qualifier
Specific Conductance	733	739	101	85.0-115	

Sample Narrative:

LCS: at 25C

1 Cp

2 Tc

3 Ss

4 Cn

5 Sr

6 Qc

7 Gl

8 Al

9 Sc

Method Blank (MB)

(MB) R4122008-1 09/19/24 16:34

Analyte	MB Result umhos/cm	MB Qualifier	MB MDL umhos/cm	MB RDL umhos/cm
Specific Conductance	U		10.0	10.0

Sample Narrative:

BLANK: at 25C

L1775449-01 Original Sample (OS) • Duplicate (DUP)

(OS) L1775449-01 09/19/24 16:34 • (DUP) R4122008-3 09/19/24 16:34

Analyte	Original Result umhos/cm	DUP Result umhos/cm	Dilution	DUP RPD %	DUP Qualifier	DUP RPD Limits
Specific Conductance	4570	4500	1	1.54		20

Sample Narrative:

OS: at 25C

DUP: at 25C

Laboratory Control Sample (LCS)

(LCS) R4122008-2 09/19/24 16:34

Analyte	Spike Amount umhos/cm	LCS Result umhos/cm	LCS Rec. %	Rec. Limits %	LCS Qualifier
Specific Conductance	733	744	102	85.0-115	

Sample Narrative:

LCS: at 25C

¹Cp

²Tc

³Ss

⁴Cn

⁵Sr

⁶Qc

⁷Gl

⁸Al

⁹Sc

Method Blank (MB)

(MB) R4121529-1 09/19/24 03:53

Analyte	MB Result mg/l	MB Qualifier	MB MDL mg/l	MB RDL mg/l
Hot Water Sol. Boron	U		0.0167	0.200

Laboratory Control Sample (LCS) • Laboratory Control Sample Duplicate (LCSD)

(LCS) R4121529-2 09/19/24 03:55 • (LCSD) R4121529-3 09/19/24 03:57

Analyte	Spike Amount mg/l	LCS Result mg/l	LCSD Result mg/l	LCS Rec. %	LCSD Rec. %	Rec. Limits %	LCS Qualifier	LCSD Qualifier	RPD %	RPD Limits %
Hot Water Sol. Boron	1.00	1.01	1.02	101	102	80.0-120			1.28	20

¹Cp

²Tc

³Ss

⁴Cn

⁵Sr

⁶Qc

⁷Gl

⁸Al

⁹Sc

Method Blank (MB)

(MB) R4121004-1 09/17/24 21:42

Analyte	MB Result mg/l	MB Qualifier	MB MDL mg/l	MB RDL mg/l
Hot Water Sol. Boron	U		0.0167	0.200

Laboratory Control Sample (LCS) • Laboratory Control Sample Duplicate (LCSD)

(LCS) R4121004-2 09/17/24 21:43 • (LCSD) R4121004-3 09/17/24 21:45

Analyte	Spike Amount mg/l	LCS Result mg/l	LCSD Result mg/l	LCS Rec. %	LCSD Rec. %	Rec. Limits %	LCS Qualifier	LCSD Qualifier	RPD %	RPD Limits %
Hot Water Sol. Boron	1.00	1.02	1.03	102	103	80.0-120			0.556	20

- 1 Cp
- 2 Tc
- 3 Ss
- 4 Cn
- 5 Sr
- 6 Qc
- 7 Gl
- 8 Al
- 9 Sc

Method Blank (MB)

(MB) R4124527-1 09/25/24 23:29

Analyte	MB Result mg/l	MB Qualifier	MB MDL mg/l	MB RDL mg/l
Hot Water Sol. Boron	U		0.0167	0.200

Laboratory Control Sample (LCS) • Laboratory Control Sample Duplicate (LCSD)

(LCS) R4124527-2 09/25/24 23:31 • (LCSD) R4124527-3 09/25/24 23:33

Analyte	Spike Amount mg/l	LCS Result mg/l	LCSD Result mg/l	LCS Rec. %	LCSD Rec. %	Rec. Limits %	LCS Qualifier	LCSD Qualifier	RPD %	RPD Limits %
Hot Water Sol. Boron	1.00	0.994	0.979	99.4	97.9	80.0-120			1.49	20

¹Cp

²Tc

³Ss

⁴Cn

⁵Sr

⁶Qc

⁷Gl

⁸Al

⁹Sc

Method Blank (MB)

(MB) R4119579-2 09/12/24 19:36

Analyte	MB Result	MB Qualifier	MB MDL	MB RDL
	ug/kg		ug/kg	ug/kg
1,2,4-Trimethylbenzene	U		1.58	5.00
1,3,5-Trimethylbenzene	U		2.00	5.00
(S) Toluene-d8	100			75.0-131
(S) 4-Bromofluorobenzene	101			67.0-138
(S) 1,2-Dichloroethane-d4	93.4			70.0-130

Laboratory Control Sample (LCS)

(LCS) R4119579-1 09/12/24 17:30

Analyte	Spike Amount	LCS Result	LCS Rec.	Rec. Limits	LCS Qualifier
	ug/kg	ug/kg	%	%	
1,2,4-Trimethylbenzene	125	110	88.0	70.0-126	
1,3,5-Trimethylbenzene	125	109	87.2	73.0-127	
(S) Toluene-d8			97.8	75.0-131	
(S) 4-Bromofluorobenzene			100	67.0-138	
(S) 1,2-Dichloroethane-d4			92.2	70.0-130	

- 1 Cp
- 2 Tc
- 3 Ss
- 4 Cn
- 5 Sr
- 6 Qc
- 7 Gl
- 8 Al
- 9 Sc

Method Blank (MB)

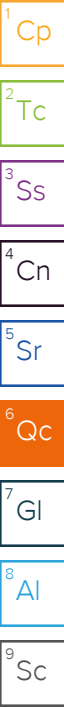
(MB) R4121197-3 09/13/24 18:38

Analyte	MB Result ug/kg	MB Qualifier	MB MDL ug/kg	MB RDL ug/kg
1,2,4-Trimethylbenzene	U		1.58	5.00
1,3,5-Trimethylbenzene	U		2.00	5.00
(S) Toluene-d8	99.8			75.0-131
(S) 4-Bromofluorobenzene	101			67.0-138
(S) 1,2-Dichloroethane-d4	98.3			70.0-130

Laboratory Control Sample (LCS) • Laboratory Control Sample Duplicate (LCSD)

(LCS) R4121197-1 09/13/24 17:03 • (LCSD) R4121197-2 09/13/24 17:22

Analyte	Spike Amount ug/kg	LCS Result ug/kg	LCSD Result ug/kg	LCS Rec. %	LCSD Rec. %	Rec. Limits %	LCS Qualifier	LCSD Qualifier	RPD %	RPD Limits %
1,2,4-Trimethylbenzene	125	112	119	89.6	95.2	70.0-126			6.06	20
1,3,5-Trimethylbenzene	125	110	119	88.0	95.2	73.0-127			7.86	20
(S) Toluene-d8				100	96.6	75.0-131				
(S) 4-Bromofluorobenzene				99.1	98.1	67.0-138				
(S) 1,2-Dichloroethane-d4				101	103	70.0-130				



Method Blank (MB)

(MB) R4121117-1 09/18/24 01:29

Analyte	MB Result mg/kg	MB Qualifier	MB MDL mg/kg	MB RDL mg/kg
C28-C36 Motor Oil Range	U		0.274	4.00
<i>(S) o-Terphenyl</i>	71.3			18.0-148

¹ Cp

² Tc

³ Ss

⁴ Cn

⁵ Sr

⁶ Qc

⁷ Gl

⁸ Al

⁹ Sc

Method Blank (MB)

(MB) R4120508-2 09/16/24 10:18

Analyte	MB Result	MB Qualifier	MB MDL	MB RDL
	mg/kg		mg/kg	mg/kg
1-Methylnaphthalene	U		0.00449	0.0200
2-Methylnaphthalene	U		0.00427	0.0200
<i>(S) p-Terphenyl-d14</i>	95.7			23.0-120
<i>(S) Nitrobenzene-d5</i>	86.8			14.0-149
<i>(S) 2-Fluorobiphenyl</i>	82.6			34.0-125

Laboratory Control Sample (LCS)

(LCS) R4120508-1 09/16/24 10:01

Analyte	Spike Amount	LCS Result	LCS Rec.	Rec. Limits	LCS Qualifier
	mg/kg	mg/kg	%	%	
1-Methylnaphthalene	0.0800	0.0596	74.5	51.0-121	
2-Methylnaphthalene	0.0800	0.0568	71.0	50.0-120	
<i>(S) p-Terphenyl-d14</i>			88.5	23.0-120	
<i>(S) Nitrobenzene-d5</i>			91.2	14.0-149	
<i>(S) 2-Fluorobiphenyl</i>			81.8	34.0-125	

L1775450-06 Original Sample (OS) • Matrix Spike (MS) • Matrix Spike Duplicate (MSD)

(OS) L1775450-06 09/16/24 12:37 • (MS) R4120508-3 09/16/24 12:54 • (MSD) R4120508-4 09/16/24 13:11

Analyte	Spike Amount	Original Result	MS Result	MSD Result	MS Rec.	MSD Rec.	Dilution	Rec. Limits	MS Qualifier	MSD Qualifier	RPD	RPD Limits
	mg/kg	mg/kg	mg/kg	mg/kg	%	%		%			%	%
1-Methylnaphthalene	0.0792	U	0.0594	0.0585	75.0	73.1	1	10.0-142			1.53	28
2-Methylnaphthalene	0.0792	U	0.0572	0.0563	72.2	70.4	1	10.0-137			1.59	28
<i>(S) p-Terphenyl-d14</i>					86.0	83.5		23.0-120				
<i>(S) Nitrobenzene-d5</i>					93.0	87.9		14.0-149				
<i>(S) 2-Fluorobiphenyl</i>					84.3	80.2		34.0-125				

1 Cp

2 Tc

3 Ss

4 Cn

5 Sr

6 Qc

7 Gl

8 Al

9 Sc

GLOSSARY OF TERMS

Guide to Reading and Understanding Your Laboratory Report

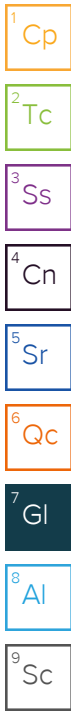
The information below is designed to better explain the various terms used in your report of analytical results from the Laboratory. This is not intended as a comprehensive explanation, and if you have additional questions please contact your project representative.

Results Disclaimer - Information that may be provided by the customer, and contained within this report, include Permit Limits, Project Name, Sample ID, Sample Matrix, Sample Preservation, Field Blanks, Field Spikes, Field Duplicates, On-Site Data, Sampling Collection Dates/Times, and Sampling Location. Results relate to the accuracy of this information provided, and as the samples are received.

Abbreviations and Definitions

(dry)	Results are reported based on the dry weight of the sample. [this will only be present on a dry report basis for soils].
MDL	Method Detection Limit.
RDL	Reported Detection Limit.
Rec.	Recovery.
RPD	Relative Percent Difference.
SDG	Sample Delivery Group.
(S)	Surrogate (Surrogate Standard) - Analytes added to every blank, sample, Laboratory Control Sample/Duplicate and Matrix Spike/Duplicate; used to evaluate analytical efficiency by measuring recovery. Surrogates are not expected to be detected in all environmental media.
U	Not detected at the Reporting Limit (or MDL where applicable).
Analyte	The name of the particular compound or analysis performed. Some Analyses and Methods will have multiple analytes reported.
Dilution	If the sample matrix contains an interfering material, the sample preparation volume or weight values differ from the standard, or if concentrations of analytes in the sample are higher than the highest limit of concentration that the laboratory can accurately report, the sample may be diluted for analysis. If a value different than 1 is used in this field, the result reported has already been corrected for this factor.
Limits	These are the target % recovery ranges or % difference value that the laboratory has historically determined as normal for the method and analyte being reported. Successful QC Sample analysis will target all analytes recovered or duplicated within these ranges.
Original Sample	The non-spiked sample in the prep batch used to determine the Relative Percent Difference (RPD) from a quality control sample. The Original Sample may not be included within the reported SDG.
Qualifier	This column provides a letter and/or number designation that corresponds to additional information concerning the result reported. If a Qualifier is present, a definition per Qualifier is provided within the Glossary and Definitions page and potentially a discussion of possible implications of the Qualifier in the Case Narrative if applicable.
Result	The actual analytical final result (corrected for any sample specific characteristics) reported for your sample. If there was no measurable result returned for a specific analyte, the result in this column may state "ND" (Not Detected) or "BDL" (Below Detectable Levels). The information in the results column should always be accompanied by either an MDL (Method Detection Limit) or RDL (Reporting Detection Limit) that defines the lowest value that the laboratory could detect or report for this analyte.
Uncertainty (Radiochemistry)	Confidence level of 2 sigma.
Case Narrative (Cn)	A brief discussion about the included sample results, including a discussion of any non-conformances to protocol observed either at sample receipt by the laboratory from the field or during the analytical process. If present, there will be a section in the Case Narrative to discuss the meaning of any data qualifiers used in the report.
Quality Control Summary (Qc)	This section of the report includes the results of the laboratory quality control analyses required by procedure or analytical methods to assist in evaluating the validity of the results reported for your samples. These analyses are not being performed on your samples typically, but on laboratory generated material.
Sample Chain of Custody (Sc)	This is the document created in the field when your samples were initially collected. This is used to verify the time and date of collection, the person collecting the samples, and the analyses that the laboratory is requested to perform. This chain of custody also documents all persons (excluding commercial shippers) that have had control or possession of the samples from the time of collection until delivery to the laboratory for analysis.
Sample Results (Sr)	This section of your report will provide the results of all testing performed on your samples. These results are provided by sample ID and are separated by the analyses performed on each sample. The header line of each analysis section for each sample will provide the name and method number for the analysis reported.
Sample Summary (Ss)	This section of the Analytical Report defines the specific analyses performed for each sample ID, including the dates and times of preparation and/or analysis.

Qualifier	Description
J	The identification of the analyte is acceptable; the reported value is an estimate.
J2	Surrogate recovery limits have been exceeded; values are outside lower control limits.
J6	The sample matrix interfered with the ability to make any accurate determination; spike value is low.
P1	RPD value not applicable for sample concentrations less than 5 times the reporting limit.
T8	Sample(s) received past/too close to holding time expiration.



ACCREDITATIONS & LOCATIONS

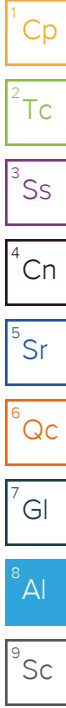
Pace Analytical National 12065 Lebanon Rd Mount Juliet, TN 37122

Alabama	40660	Nebraska	NE-OS-15-05
Alaska	17-026	Nevada	TN000032021-1
Arizona	AZ0612	New Hampshire	2975
Arkansas	88-0469	New Jersey–NELAP	TN002
California	2932	New Mexico ¹	TN00003
Colorado	TN00003	New York	11742
Connecticut	PH-0197	North Carolina	Env375
Florida	E87487	North Carolina ¹	DW21704
Georgia	NELAP	North Carolina ³	41
Georgia ¹	923	North Dakota	R-140
Idaho	TN00003	Ohio–VAP	CL0069
Illinois	200008	Oklahoma	9915
Indiana	C-TN-01	Oregon	TN200002
Iowa	364	Pennsylvania	68-02979
Kansas	E-10277	Rhode Island	LA000356
Kentucky ^{1,6}	KY90010	South Carolina	84004002
Kentucky ²	16	South Dakota	n/a
Louisiana	AI30792	Tennessee ^{1,4}	2006
Louisiana	LA018	Texas	T104704245-20-18
Maine	TN00003	Texas ⁵	LAB0152
Maryland	324	Utah	TN000032021-11
Massachusetts	M-TN003	Vermont	VT2006
Michigan	9958	Virginia	110033
Minnesota	047-999-395	Washington	C847
Mississippi	TN00003	West Virginia	233
Missouri	340	Wisconsin	998093910
Montana	CERT0086	Wyoming	A2LA
A2LA – ISO 17025	1461.01	AIHA-LAP,LLC EMLAP	100789
A2LA – ISO 17025 ⁵	1461.02	DOD	1461.01
Canada	1461.01	USDA	P330-15-00234
EPA–Crypto	TN00003		

¹ Drinking Water ² Underground Storage Tanks ³ Aquatic Toxicity ⁴ Chemical/Microbiological ⁵ Mold ⁶ Wastewater n/a Accreditation not applicable

* Not all certifications held by the laboratory are applicable to the results reported in the attached report.

* Accreditation is only applicable to the test methods specified on each scope of accreditation held by Pace Analytical.



Scout Energy Partners
100 Chevron Road
Rangely, CO 81648

Billing Information:
Same as left

Pres
 Chk

Analysis / Container / Preservative

Chain of Custody Page ___ of ___

Report to:
Chris Patterson

Email To:
chris.patterson@scoutep.com

Project Description:
Levison 34X Spill

City/State Collected:
CO

Phone: **1-970-501-5157**
 Fax:


Client Project #

Lab Project #

Collected by (print):
Spencer Rughani

Site/Facility ID #

P.O. #

Collected by (signature):


Rush? (Lab MUST Be Notified)

Quote #

___ Same Day Five Day
 ___ Next Day ___ 5 Day (Rad Only)
 ___ Two Day ___ 10 Day (Rad Only)
 ___ Three Day

Date Results Needed

Immediately Packed on Ice N ___ Y

No. of Cntrs

Sample ID	Comp/Grab	Matrix *	Depth	Date	Time	No. of Cntrs	TPH-ORO	TMBS	1 and 2-methylnapthalene	HSB	Hex Chromium	SpC	SAR	pH	Remarks	Sample # (lab only)
LEV34X-SS1	Grab	SS	0-6"	9/5/24	1030	4	X	X	X	X	X	X	X			-5
LEV34X-SS2	Grab	SS	0-6"	9/5/24	1050	4	X	X	X	X	X		X			52
LEV34X-SS3	Grab	SS	0-6"	9/5/24	1135	4	X	X	X	X	X		X	X		-23
LEV34X-SS4	Grab	SS	0-6"	9/5/24	1320	4	X	X	X	X	X			X		54
LEV34X-SS5	Grab	SS	0-6"	9/5/24	1125	4	X	X	X	X	X		X	X		55
LEV34X-SS6	Grab	SS	0-6"	9/5/24	1245	4	X	X	X	X	X		X			56
LEV34X-SS7	Grab	SS	0-6"	9/5/24	1255	4	X	X	X	X	X	X	X			57
LEV34X-SS8	Grab	SS	0-6"	9/5/24	1330	4	X	X	X	X	X	X	X			58



12065 Lebanon Rd
 Mount Juliet, TN 37122
 Phone: 615-758-5858
 Phone: 800-767-5859
 Fax: 615-758-5859



L# **L1775450**
C243
 Tab
 Acctnum: **SCOENERCO**
 Template:
 Prelogin:
 TSR:
 PB:
 Shipped Via:

* Matrix:
 SS - Soil AIR - Air F - Filter
 GW - Groundwater B - Bioassay
 WW - WasteWater
 DW - Drinking Water
 OT - Other




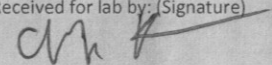
Remarks:

Samples returned via:
 ___ UPS ___ FedEx ___ Courier

Tracking #

pH _____ Temp _____
 Flow _____ Other _____

Sample Receipt Checklist
 COC Seal Present/Intact: NP ___ Y ___ N ___
 COC Signed/Accurate: ___ Y ___ N ___
 Bottles arrive intact: ___ Y ___ N ___
 Correct bottles used: ___ Y ___ N ___
 Sufficient volume sent: ___ Y ___ N ___
 If Applicable
 VOA Zero Headspace: ___ Y ___ N ___
 Preservation Correct/Checked: ___ Y ___ N ___

Relinquished by: (Signature) 	Date: 9/6/24	Time: 1100	Received by: (Signature) 	Trip Blank Received: Yes/No HCL/MeOH TBR
Relinquished by: (Signature) 	Date: 9/6/24	Time: 1200	Received by: (Signature)	Temp: °C Bottles Received: 32
Relinquished by: (Signature)	Date:	Time:	Received for lab by: (Signature) 	Date: 9/7/24 Time: 900 Hold: Condition: NCF / OK



24-Sep-2012

Tim Dobransky
Olsson Associates
826 21 1/2 Road
Grand Junction, Colorado 81505

Tel: (970) 263-7800
Fax: (970) 263-7456

Re: Levison 32X Spill

Work Order: **1209366**

Dear Tim,

ALS Environmental received 20 samples on 12-Sep-2012 09:20 AM for the analyses presented in the following report.

The analytical data provided relates directly to the samples received by ALS Environmental and for only the analyses requested. Results are expressed as "as received" unless otherwise noted.

QC sample results for this data met EPA or laboratory specifications except as noted in the Case Narrative or as noted with qualifiers in the QC batch information. Should this laboratory report need to be reproduced, it should be reproduced in full unless written approval has been obtained by ALS Environmental. Samples will be disposed in 30 days unless storage arrangements are made.

The total number of pages in this report is 61.

If you have any questions regarding this report, please feel free to call me.

Sincerely,

A handwritten signature in black ink that reads "Patricia L. Lynch".

Electronically approved by: Luke F. Hernandez

Patricia L. Lynch
Project Manager



Certificate No: T104704231-09A-TX

ADDRESS 10450 Stancliff Rd, Suite 210 Houston, Texas 77099-4338 | PHONE (281) 530-5656 | FAX (281) 530-5887

DOV#T UR X S#K VD /#F R US#Sdu#r i#khd#OV#Dderudaru|#T urxs##D #F dp seha#Eurkhu#Op l#hg#F rp sdq |

Environmental ALS

www.alsglobal.com

RIGHT SOLUTIONS RIGHT PARTNER

Client: Olsson Associates
Project: Levison 32X Spill
Work Order: 1209366

Work Order Sample Summary

<u>Lab Samp ID</u>	<u>Client Sample ID</u>	<u>Matrix</u>	<u>Tag Number</u>	<u>Collection Date</u>	<u>Date Received</u>	<u>Hold</u>
1209366-01	LEVI32X-LS3	Soil		9/10/2012 11:25	9/12/2012 09:20	<input type="checkbox"/>
1209366-02	LEVI32X-BG1	Soil		9/10/2012 11:35	9/12/2012 09:20	<input type="checkbox"/>
1209366-03	LEVI32X-BG2	Soil		9/10/2012 11:55	9/12/2012 09:20	<input type="checkbox"/>
1209366-04	LEVI32X-LS4	Soil		9/10/2012 12:05	9/12/2012 09:20	<input type="checkbox"/>
1209366-05	LEVI32X-BG3	Soil		9/10/2012 12:20	9/12/2012 09:20	<input type="checkbox"/>
1209366-06	LEVI32X-LS5	Soil		9/10/2012 12:30	9/12/2012 09:20	<input type="checkbox"/>
1209366-07	LEVI32X-BG4	Soil		9/10/2012 13:00	9/12/2012 09:20	<input type="checkbox"/>
1209366-08	LEVI32X-LS6	Soil		9/10/2012 13:10	9/12/2012 09:20	<input type="checkbox"/>
1209366-09	LEVI32X-BG5	Soil		9/10/2012 14:05	9/12/2012 09:20	<input type="checkbox"/>
1209366-10	LEVI32X-US1	Soil		9/10/2012 14:15	9/12/2012 09:20	<input type="checkbox"/>
1209366-11	LEVI32X-US2	Soil		9/10/2012 14:30	9/12/2012 09:20	<input type="checkbox"/>
1209366-12	LEVI32X-BG6	Soil		9/10/2012 14:40	9/12/2012 09:20	<input type="checkbox"/>
1209366-13	LEVI32X-US3	Soil		9/10/2012 14:50	9/12/2012 09:20	<input type="checkbox"/>
1209366-14	LEVI32X-BG7	Soil		9/10/2012 15:00	9/12/2012 09:20	<input type="checkbox"/>
1209366-15	LEVI32X-BG8	Soil		9/10/2012 15:10	9/12/2012 09:20	<input type="checkbox"/>
1209366-16	LEVI32X-US4	Soil		9/10/2012 15:20	9/12/2012 09:20	<input type="checkbox"/>
1209366-17	LEVI32X-IRWS1	Water		9/10/2012 16:50	9/12/2012 09:20	<input type="checkbox"/>
1209366-18	LEVI32X-IRWS2	Water		9/10/2012 17:00	9/12/2012 09:20	<input type="checkbox"/>
1209366-19	LEVI32X-IRWS3	Water		9/10/2012 17:05	9/12/2012 09:20	<input type="checkbox"/>
1209366-20	LEVI32X-IRWS4	Water		9/10/2012 17:10	9/12/2012 09:20	<input type="checkbox"/>

Client: Olsson Associates
Project: Levison 32X Spill
Work Order: 1209366

Case Narrative

Gasoline Range Organics surrogate recovery was below the control limits for Sample LEVI32X-US1. Results confirmed as matrix interference by re-analysis at dilution.

Low-Level PAHs surrogate recovery was above the control limits for Sample LEVI32X-US1. Results confirmed as matrix interference by re-analysis at dilution.

Batch 64258, Metals, Sample LEVI32X-BG4 : MS/MSD recoveries were outside the control limits for Barium. Results are flagged with an E and O as applicable. The associated LCS recoveries and MS/MSD RPD were within the control limits.

Batch 64258, Metals, Sample LEVI32X-BG4 : MS/MSD recoveries were below the control limits for Copper. The associated LCS recoveries and MS/MSD RPD were within the control limits.

Batch 64353, Mercury, Sample LEVI32X-BG4 : MS recovery was below the control limits for Mercury. The associated LCS recoveries and MS/MSD RPD were within the control limits.

Batch R134839, Volatile Organics, Sample 1209374-05 : MS/MSD is for an unrelated sample.

Batch R135421, Volatile Organics, Sample 1209706-01 : MSD is for an unrelated sample.

ALS Environmental

Date: 24-Sep-12

Client: Olsson Associates
Project: Levison 32X Spill
Sample ID: LEVI32X-LS3
Collection Date: 9/10/2012 11:25 AM

Work Order: 1209366
Lab ID: 1209366-01
Matrix: SOIL

Analyses	Result	Qual	Report Limit	Units	Dilution Factor	Date Prep	Date Analyzed
TPH AND MISCELLANEOUS GCFID			SW8015M				Analyst: KMB
DRO (>C10 - C28)	9.9		1.6	mg/Kg	1	9/17/2012	9/17/2012 10:08 PM
Surr: 2-Fluorobiphenyl	81.7		60-135	%REC	1	9/17/2012	9/17/2012 10:08 PM
GASOLINE RANGE ORGANICS - SW8015C			SW8015				Analyst: KKP
Gasoline Range Organics	U		0.050	mg/Kg	1	9/18/2012	9/18/2012 02:20 PM
Surr: 4-Bromofluorobenzene	81.7		70-130	%REC	1	9/18/2012	9/18/2012 02:20 PM
TRIVALENT CHROMIUM			CALCULATION				Analyst: SKS
Chromium, Trivalent	9.12		5.00	mg/Kg	1	9/18/2012	9/18/2012 05:00 PM
MERCURY - SW7471B			SW7471A				Analyst: JCJ
Mercury	0.0186		0.00351	mg/Kg	1	9/21/2012	9/21/2012 01:55 PM
METALS			SW6020				Analyst: SKS
Arsenic	4.59		0.490	mg/Kg	1	9/18/2012	9/18/2012 01:59 PM
Barium	618		9.80	mg/Kg	20	9/18/2012	9/18/2012 03:56 PM
Cadmium	0.245	J	0.490	mg/Kg	1	9/18/2012	9/18/2012 01:59 PM
Chromium	9.12		0.490	mg/Kg	1	9/18/2012	9/18/2012 01:59 PM
Copper	10.9		0.490	mg/Kg	1	9/18/2012	9/18/2012 01:59 PM
Lead	15.1		0.490	mg/Kg	1	9/18/2012	9/18/2012 01:59 PM
Nickel	12.5		0.490	mg/Kg	1	9/18/2012	9/18/2012 01:59 PM
Selenium	1.33		0.490	mg/Kg	1	9/18/2012	9/18/2012 01:59 PM
Silver	U		0.490	mg/Kg	1	9/18/2012	9/18/2012 01:59 PM
Zinc	57.9		0.490	mg/Kg	1	9/18/2012	9/18/2012 01:59 PM
LA29B SODIUM ADSORPTION RATIO			LA29B SAR				Analyst: ALR
Sodium Adsorption Ratio	25.7		0.0100	meq/meq	1	9/18/2012	9/20/2012
LA 29B - 1:1 SOLUBLE CATIONS FOR SAR			LA29B-6020				Analyst: SKS
Calcium	18.5		5.00	mg/L	10	9/18/2012	9/20/2012 01:37 PM
Magnesium	U		5.00	mg/L	10	9/18/2012	9/20/2012 01:37 PM
Sodium	402		25.0	mg/L	50	9/18/2012	9/19/2012 08:38 PM
LOW-LEVEL PAHS			SW8270				Analyst: ACN
Acenaphthene	U		0.0063	mg/Kg	1	9/17/2012	9/18/2012 11:58 PM
Anthracene	U		0.0063	mg/Kg	1	9/17/2012	9/18/2012 11:58 PM
Benz(a)anthracene	U		0.0063	mg/Kg	1	9/17/2012	9/18/2012 11:58 PM
Benzo(a)pyrene	U		0.0063	mg/Kg	1	9/17/2012	9/18/2012 11:58 PM
Benzo(b)fluoranthene	U		0.0063	mg/Kg	1	9/17/2012	9/18/2012 11:58 PM
Benzo(k)fluoranthene	U		0.0063	mg/Kg	1	9/17/2012	9/18/2012 11:58 PM
Chrysene	U		0.0063	mg/Kg	1	9/17/2012	9/18/2012 11:58 PM
Dibenz(a,h)anthracene	U		0.0063	mg/Kg	1	9/17/2012	9/18/2012 11:58 PM
Fluoranthene	U		0.0063	mg/Kg	1	9/17/2012	9/18/2012 11:58 PM

Note: See Qualifiers Page for a list of qualifiers and their explanation.

ALS Environmental

Date: 24-Sep-12

Client: Olsson Associates
Project: Levison 32X Spill
Sample ID: LEVI32X-LS3
Collection Date: 9/10/2012 11:25 AM

Work Order: 1209366
Lab ID: 1209366-01
Matrix: SOIL

Analyses	Result	Qual	Report Limit	Units	Dilution Factor	Date Prep	Date Analyzed
Fluorene	U		0.0063	mg/Kg	1	9/17/2012	9/18/2012 11:58 PM
Indeno(1,2,3-cd)pyrene	U		0.0063	mg/Kg	1	9/17/2012	9/18/2012 11:58 PM
Naphthalene	U		0.0063	mg/Kg	1	9/17/2012	9/18/2012 11:58 PM
Pyrene	U		0.0063	mg/Kg	1	9/17/2012	9/18/2012 11:58 PM
<i>Surr: 2-Fluorobiphenyl</i>	78.1		43-125	%REC	1	9/17/2012	9/18/2012 11:58 PM
<i>Surr: 4-Terphenyl-d14</i>	101		32-125	%REC	1	9/17/2012	9/18/2012 11:58 PM
<i>Surr: Nitrobenzene-d5</i>	68.9		37-125	%REC	1	9/17/2012	9/18/2012 11:58 PM
VOLATILES			SW8260				Analyst: WLR
Benzene	U		0.0050	mg/Kg	1		9/24/2012 02:49 PM
Ethylbenzene	U		0.0050	mg/Kg	1		9/24/2012 02:49 PM
m,p-Xylene	U		0.010	mg/Kg	1		9/24/2012 02:49 PM
o-Xylene	U		0.0050	mg/Kg	1		9/24/2012 02:49 PM
Toluene	U		0.0050	mg/Kg	1		9/24/2012 02:49 PM
Xylenes, Total	U		0.015	mg/Kg	1		9/24/2012 02:49 PM
<i>Surr: 1,2-Dichloroethane-d4</i>	82.5		70-128	%REC	1		9/24/2012 02:49 PM
<i>Surr: 4-Bromofluorobenzene</i>	93.1		73-126	%REC	1		9/24/2012 02:49 PM
<i>Surr: Dibromofluoromethane</i>	88.2		71-128	%REC	1		9/24/2012 02:49 PM
<i>Surr: Toluene-d8</i>	95.8		73-127	%REC	1		9/24/2012 02:49 PM
HEXAVALENT CHROMIUM - SW7196A			SW7196				Analyst: EDG
Chromium, Hexavalent	U		1.96	mg/Kg	1	9/17/2012	9/17/2012 03:00 PM
LA29B ELECTRICAL CONDUCTIVITY			LADNR-29B EC				Analyst: VAN
Electrical Conductivity @ saturation	4.60		0.0100	mmhos/cm @25	1		9/19/2012 11:45 AM
Electrical Conductivity, 1:1 aqueous	2.12		0.0100	mmhos/cm @25	1		9/19/2012 11:45 AM
LA29B SATURATION POINT			LADNR-29B SP				Analyst: KAH
Saturation Point	0.461		0.100	% Saturation as	1		9/19/2012 11:45 AM
MOISTURE			SW3550				Analyst: KAH
Percent Moisture	20.7		0.0100	wt%	1		9/19/2012 03:45 PM
PH			SW9045B				Analyst: KL
pH	9.07		0.100	pH Units	1		9/18/2012 02:00 PM

Note: See Qualifiers Page for a list of qualifiers and their explanation.

ALS Environmental

Date: 24-Sep-12

Client: Olsson Associates
 Project: Levison 32X Spill
 Sample ID: LEVI32X-BG1
 Collection Date: 9/10/2012 11:35 AM

Work Order: 1209366
 Lab ID: 1209366-02
 Matrix: SOIL

Analyses	Result	Qual	Report Limit	Units	Dilution Factor	Date Prep	Date Analyzed
TRIVALENT CHROMIUM			CALCULATION				Analyst: SKS
Chromium, Trivalent	8.10		5.00 mg/Kg		1		9/18/2012 05:00 PM
MERCURY - SW7471B			SW7471A				Analyst: JCJ
Mercury	0.0186		0.00360 mg/Kg		1	9/21/2012	9/21/2012 01:57 PM
METALS			SW6020				Analyst: SKS
Arsenic	6.06		0.485 mg/Kg		1	9/18/2012	9/18/2012 02:01 PM
Barium	196		4.85 mg/Kg		10	9/18/2012	9/18/2012 03:58 PM
Cadmium	0.224	J	0.485 mg/Kg		1	9/18/2012	9/18/2012 02:01 PM
Chromium	8.10		0.485 mg/Kg		1	9/18/2012	9/18/2012 02:01 PM
Copper	12.7		0.485 mg/Kg		1	9/18/2012	9/18/2012 02:01 PM
Lead	14.8		0.485 mg/Kg		1	9/18/2012	9/18/2012 02:01 PM
Nickel	13.3		0.485 mg/Kg		1	9/18/2012	9/18/2012 02:01 PM
Selenium	1.65		0.485 mg/Kg		1	9/18/2012	9/18/2012 02:01 PM
Silver	U		0.485 mg/Kg		1	9/18/2012	9/18/2012 02:01 PM
Zinc	65.7		0.485 mg/Kg		1	9/18/2012	9/18/2012 02:01 PM
LA29B SODIUM ADSORPTION RATIO			LA29B SAR				Analyst: ALR
Sodium Adsorption Ratio	1.84		0.0100 meq/meq		1	9/18/2012	9/20/2012
LA 29B - 1:1 SOLUBLE CATIONS FOR SAR			LA29B-6020				Analyst: ALR
Calcium	873		25.0 mg/L		50	9/18/2012	9/19/2012 08:43 PM
Magnesium	46.6		25.0 mg/L		50	9/18/2012	9/19/2012 08:43 PM
Sodium	206		25.0 mg/L		50	9/18/2012	9/19/2012 08:43 PM
HEXAVALENT CHROMIUM - SW7196A			SW7196				Analyst: EDG
Chromium, Hexavalent	U		1.97 mg/Kg		1	9/17/2012	9/17/2012 03:00 PM
LA29B ELECTRICAL CONDUCTIVITY			LADNR-29B EC				Analyst: VAN
Electrical Conductivity @ saturation	13.0		0.0100 mmhos/cm @25		1		9/19/2012 11:45 AM
Electrical Conductivity, 1:1 aqueous	6.20		0.0100 mmhos/cm @25		1		9/19/2012 11:45 AM
LA29B SATURATION POINT			LADNR-29B SP				Analyst: KAH
Saturation Point	0.478		0.100 % Saturation as		1		9/19/2012 11:45 AM
MOISTURE			SW3550				Analyst: KAH
Percent Moisture	1.41		0.0100 wt%		1		9/19/2012 03:45 PM
PH			SW9045B				Analyst: KL
pH	7.38		0.100 pH Units		1		9/18/2012 02:00 PM

Note: See Qualifiers Page for a list of qualifiers and their explanation.

ALS Environmental

Date: 24-Sep-12

Client: Olsson Associates
Project: Levison 32X Spill
Sample ID: LEVI32X-BG2
Collection Date: 9/10/2012 11:55 AM

Work Order: 1209366
Lab ID: 1209366-03
Matrix: SOIL

Analyses	Result	Qual	Report Limit	Units	Dilution Factor	Date Prep	Date Analyzed
METALS			SW6020				Analyst: SKS
Arsenic	5.46		0.487	mg/Kg	1	9/18/2012	9/18/2012 02:04 PM
MOISTURE			SW3550				Analyst: KAH
Percent Moisture	1.56		0.0100	wt%	1		9/19/2012 03:45 PM

Note: See Qualifiers Page for a list of qualifiers and their explanation.

ALS Environmental

Date: 24-Sep-12

Client: Olsson Associates
Project: Levison 32X Spill
Sample ID: LEVI32X-LS4
Collection Date: 9/10/2012 12:05 PM

Work Order: 1209366
Lab ID: 1209366-04
Matrix: SOIL

Analyses	Result	Qual	Report Limit	Units	Dilution Factor	Date Prep	Date Analyzed
TPH AND MISCELLANEOUS GCFID			SW8015M				Analyst: KMB
DRO (>C10 - C28)	1.9		1.7	mg/Kg	1	9/17/2012	9/18/2012 03:05 PM
Surr: 2-Fluorobiphenyl	70.1		60-135	%REC	1	9/17/2012	9/18/2012 03:05 PM
GASOLINE RANGE ORGANICS - SW8015C			SW8015				Analyst: KKP
Gasoline Range Organics	U		0.050	mg/Kg	1	9/18/2012	9/18/2012 02:39 PM
Surr: 4-Bromofluorobenzene	82.5		70-130	%REC	1	9/18/2012	9/18/2012 02:39 PM
TRIVALENT CHROMIUM			CALCULATION				Analyst: SKS
Chromium, Trivalent	7.24		5.00	mg/Kg	1	9/18/2012	9/18/2012 05:00 PM
MERCURY - SW7471B			SW7471A				Analyst: JCJ
Mercury	0.0176		0.00346	mg/Kg	1	9/21/2012	9/21/2012 01:59 PM
METALS			SW6020				Analyst: SKS
Arsenic	4.16		0.463	mg/Kg	1	9/18/2012	9/18/2012 02:06 PM
Barium	163		0.463	mg/Kg	1	9/18/2012	9/18/2012 02:06 PM
Cadmium	0.180	J	0.463	mg/Kg	1	9/18/2012	9/18/2012 02:06 PM
Chromium	7.24		0.463	mg/Kg	1	9/18/2012	9/18/2012 02:06 PM
Copper	9.61		0.463	mg/Kg	1	9/18/2012	9/18/2012 02:06 PM
Lead	11.0		0.463	mg/Kg	1	9/18/2012	9/18/2012 02:06 PM
Nickel	10.7		0.463	mg/Kg	1	9/18/2012	9/18/2012 02:06 PM
Selenium	0.640		0.463	mg/Kg	1	9/18/2012	9/18/2012 02:06 PM
Silver	U		0.463	mg/Kg	1	9/18/2012	9/18/2012 02:06 PM
Zinc	50.8		0.463	mg/Kg	1	9/18/2012	9/18/2012 02:06 PM
LA29B SODIUM ADSORPTION RATIO			LA29B SAR				Analyst: ALR
Sodium Adsorption Ratio	6.15		0.0100	meq/meq	1	9/18/2012	9/20/2012
LA 29B - 1:1 SOLUBLE CATIONS FOR SAR			LA29B-6020				Analyst: ALR
Calcium	975		25.0	mg/L	50	9/18/2012	9/19/2012 08:48 PM
Magnesium	122		25.0	mg/L	50	9/18/2012	9/19/2012 08:48 PM
Sodium	766		25.0	mg/L	50	9/18/2012	9/19/2012 08:48 PM
LOW-LEVEL PAHS			SW8270				Analyst: ACN
Acenaphthene	U		0.0065	mg/Kg	1	9/17/2012	9/18/2012 11:19 PM
Anthracene	U		0.0065	mg/Kg	1	9/17/2012	9/18/2012 11:19 PM
Benz(a)anthracene	U		0.0065	mg/Kg	1	9/17/2012	9/18/2012 11:19 PM
Benzo(a)pyrene	U		0.0065	mg/Kg	1	9/17/2012	9/18/2012 11:19 PM
Benzo(b)fluoranthene	U		0.0065	mg/Kg	1	9/17/2012	9/18/2012 11:19 PM
Benzo(k)fluoranthene	U		0.0065	mg/Kg	1	9/17/2012	9/18/2012 11:19 PM
Chrysene	U		0.0065	mg/Kg	1	9/17/2012	9/18/2012 11:19 PM
Dibenz(a,h)anthracene	U		0.0065	mg/Kg	1	9/17/2012	9/18/2012 11:19 PM
Fluoranthene	U		0.0065	mg/Kg	1	9/17/2012	9/18/2012 11:19 PM

Note: See Qualifiers Page for a list of qualifiers and their explanation.

ALS Environmental

Date: 24-Sep-12

Client: Olsson Associates
Project: Levison 32X Spill
Sample ID: LEVI32X-LS4
Collection Date: 9/10/2012 12:05 PM

Work Order: 1209366
Lab ID: 1209366-04
Matrix: SOIL

Analyses	Result	Qual	Report Limit	Units	Dilution Factor	Date Prep	Date Analyzed
Fluorene	U		0.0065	mg/Kg	1	9/17/2012	9/18/2012 11:19 PM
Indeno(1,2,3-cd)pyrene	U		0.0065	mg/Kg	1	9/17/2012	9/18/2012 11:19 PM
Naphthalene	U		0.0065	mg/Kg	1	9/17/2012	9/18/2012 11:19 PM
Pyrene	U		0.0065	mg/Kg	1	9/17/2012	9/18/2012 11:19 PM
<i>Surr: 2-Fluorobiphenyl</i>	79.1		43-125	%REC	1	9/17/2012	9/18/2012 11:19 PM
<i>Surr: 4-Terphenyl-d14</i>	100		32-125	%REC	1	9/17/2012	9/18/2012 11:19 PM
<i>Surr: Nitrobenzene-d5</i>	67.8		37-125	%REC	1	9/17/2012	9/18/2012 11:19 PM
VOLATILES			SW8260				Analyst: WLR
Benzene	U		0.0050	mg/Kg	1		9/12/2012 05:01 PM
Ethylbenzene	U		0.0050	mg/Kg	1		9/12/2012 05:01 PM
m,p-Xylene	U		0.010	mg/Kg	1		9/12/2012 05:01 PM
o-Xylene	U		0.0050	mg/Kg	1		9/12/2012 05:01 PM
Toluene	U		0.0050	mg/Kg	1		9/12/2012 05:01 PM
Xylenes, Total	U		0.015	mg/Kg	1		9/12/2012 05:01 PM
<i>Surr: 1,2-Dichloroethane-d4</i>	85.0		70-128	%REC	1		9/12/2012 05:01 PM
<i>Surr: 4-Bromofluorobenzene</i>	92.2		73-126	%REC	1		9/12/2012 05:01 PM
<i>Surr: Dibromofluoromethane</i>	93.6		71-128	%REC	1		9/12/2012 05:01 PM
<i>Surr: Toluene-d8</i>	102		73-127	%REC	1		9/12/2012 05:01 PM
HEXAVALENT CHROMIUM - SW7196A			SW7196				Analyst: EDG
Chromium, Hexavalent	U		1.95	mg/Kg	1	9/17/2012	9/17/2012 03:00 PM
LA29B ELECTRICAL CONDUCTIVITY			LADNR-29B EC				Analyst: VAN
Electrical Conductivity @ saturation	13.5		0.0100	mmhos/cm @25	1		9/19/2012 11:45 AM
Electrical Conductivity, 1:1 aqueous	6.21		0.0100	mmhos/cm @25	1		9/19/2012 11:45 AM
LA29B SATURATION POINT			LADNR-29B SP				Analyst: KAH
Saturation Point	0.461		0.100	% Saturation as	1		9/19/2012 11:45 AM
MOISTURE			SW3550				Analyst: KAH
Percent Moisture	21.1		0.0100	wt%	1		9/19/2012 03:45 PM
PH			SW9045B				Analyst: KL
pH	8.24		0.100	pH Units	1		9/18/2012 02:00 PM

Note: See Qualifiers Page for a list of qualifiers and their explanation.

ALS Environmental

Date: 24-Sep-12

Client: Olsson Associates
Project: Levison 32X Spill
Sample ID: LEVI32X-BG3
Collection Date: 9/10/2012 12:20 PM

Work Order: 1209366
Lab ID: 1209366-05
Matrix: SOIL

Analyses	Result	Qual	Report Limit	Units	Dilution Factor	Date Prep	Date Analyzed
METALS			SW6020				Analyst: SKS
Arsenic	5.92		0.456	mg/Kg	1	9/18/2012	9/18/2012 02:08 PM
MOISTURE			SW3550				Analyst: KAH
Percent Moisture	1.53		0.0100	wt%	1		9/19/2012 03:45 PM

Note: See Qualifiers Page for a list of qualifiers and their explanation.

ALS Environmental

Date: 24-Sep-12

Client: Olsson Associates
Project: Levison 32X Spill
Sample ID: LEVI32X-LS5
Collection Date: 9/10/2012 12:30 PM

Work Order: 1209366
Lab ID: 1209366-06
Matrix: SOIL

Analyses	Result	Qual	Report Limit	Units	Dilution Factor	Date Prep	Date Analyzed
TPH AND MISCELLANEOUS GCFID			SW8015M				Analyst: KMB
DRO (>C10 - C28)	18		1.7	mg/Kg	1	9/17/2012	9/17/2012 06:35 PM
Surr: 2-Fluorobiphenyl	90.2		60-135	%REC	1	9/17/2012	9/17/2012 06:35 PM
GASOLINE RANGE ORGANICS - SW8015C			SW8015				Analyst: KKP
Gasoline Range Organics	0.075		0.050	mg/Kg	1	9/18/2012	9/18/2012 02:59 PM
Surr: 4-Bromofluorobenzene	90.4		70-130	%REC	1	9/18/2012	9/18/2012 02:59 PM
TRIVALENT CHROMIUM			CALCULATION				Analyst: SKS
Chromium, Trivalent	10.7		5.00	mg/Kg	1	9/18/2012	9/18/2012 05:00 PM
MERCURY - SW7471B			SW7471A				Analyst: JCJ
Mercury	0.0125		0.00358	mg/Kg	1	9/21/2012	9/21/2012 02:01 PM
METALS			SW6020				Analyst: SKS
Arsenic	5.48		0.463	mg/Kg	1	9/18/2012	9/18/2012 02:11 PM
Barium	466		9.26	mg/Kg	20	9/18/2012	9/18/2012 04:01 PM
Cadmium	0.165	J	0.463	mg/Kg	1	9/18/2012	9/18/2012 02:11 PM
Chromium	10.7		0.463	mg/Kg	1	9/18/2012	9/18/2012 02:11 PM
Copper	10.4		0.463	mg/Kg	1	9/18/2012	9/18/2012 02:11 PM
Lead	12.7		0.463	mg/Kg	1	9/18/2012	9/18/2012 02:11 PM
Nickel	11.5		0.463	mg/Kg	1	9/18/2012	9/18/2012 02:11 PM
Selenium	1.32		0.463	mg/Kg	1	9/18/2012	9/18/2012 02:11 PM
Silver	U		0.463	mg/Kg	1	9/18/2012	9/18/2012 02:11 PM
Zinc	62.2		0.463	mg/Kg	1	9/18/2012	9/18/2012 02:11 PM
LA29B SODIUM ADSORPTION RATIO			LA29B SAR				Analyst: ALR
Sodium Adsorption Ratio	54.9		0.0100	meq/meq	1	9/18/2012	9/20/2012
LA 29B - 1:1 SOLUBLE CATIONS FOR SAR			LA29B-6020				Analyst: ALR
Calcium	465		25.0	mg/L	50	9/18/2012	9/19/2012 08:53 PM
Magnesium	49.8		25.0	mg/L	50	9/18/2012	9/19/2012 08:53 PM
Sodium	4,660		25.0	mg/L	50	9/18/2012	9/19/2012 08:53 PM
LOW-LEVEL PAHS			SW8270				Analyst: ACN
Acenaphthene	U		0.0066	mg/Kg	1	9/17/2012	9/19/2012 12:37 AM
Anthracene	U		0.0066	mg/Kg	1	9/17/2012	9/19/2012 12:37 AM
Benz(a)anthracene	U		0.0066	mg/Kg	1	9/17/2012	9/19/2012 12:37 AM
Benzo(a)pyrene	0.022		0.0066	mg/Kg	1	9/17/2012	9/19/2012 12:37 AM
Benzo(b)fluoranthene	0.17		0.0066	mg/Kg	1	9/17/2012	9/19/2012 12:37 AM
Benzo(k)fluoranthene	0.24		0.0066	mg/Kg	1	9/17/2012	9/19/2012 12:37 AM
Chrysene	0.0065	J	0.0066	mg/Kg	1	9/17/2012	9/19/2012 12:37 AM
Dibenz(a,h)anthracene	0.11		0.0066	mg/Kg	1	9/17/2012	9/19/2012 12:37 AM
Fluoranthene	0.0020	J	0.0066	mg/Kg	1	9/17/2012	9/19/2012 12:37 AM

Note: See Qualifiers Page for a list of qualifiers and their explanation.

ALS Environmental

Date: 24-Sep-12

Client: Olsson Associates
Project: Levison 32X Spill
Sample ID: LEVI32X-LS5
Collection Date: 9/10/2012 12:30 PM

Work Order: 1209366
Lab ID: 1209366-06
Matrix: SOIL

Analyses	Result	Qual	Report Limit	Units	Dilution Factor	Date Prep	Date Analyzed
Fluorene	U		0.0066	mg/Kg	1	9/17/2012	9/19/2012 12:37 AM
Indeno(1,2,3-cd)pyrene	0.16		0.0066	mg/Kg	1	9/17/2012	9/19/2012 12:37 AM
Naphthalene	U		0.0066	mg/Kg	1	9/17/2012	9/19/2012 12:37 AM
Pyrene	0.0019	J	0.0066	mg/Kg	1	9/17/2012	9/19/2012 12:37 AM
<i>Surr: 2-Fluorobiphenyl</i>	85.5		43-125	%REC	1	9/17/2012	9/19/2012 12:37 AM
<i>Surr: 4-Terphenyl-d14</i>	103		32-125	%REC	1	9/17/2012	9/19/2012 12:37 AM
<i>Surr: Nitrobenzene-d5</i>	72.4		37-125	%REC	1	9/17/2012	9/19/2012 12:37 AM
VOLATILES			SW8260				Analyst: WLR
Benzene	U		0.0050	mg/Kg	1		9/12/2012 05:29 PM
Ethylbenzene	U		0.0050	mg/Kg	1		9/12/2012 05:29 PM
m,p-Xylene	U		0.010	mg/Kg	1		9/12/2012 05:29 PM
o-Xylene	U		0.0050	mg/Kg	1		9/12/2012 05:29 PM
Toluene	U		0.0050	mg/Kg	1		9/12/2012 05:29 PM
Xylenes, Total	U		0.015	mg/Kg	1		9/12/2012 05:29 PM
<i>Surr: 1,2-Dichloroethane-d4</i>	87.0		70-128	%REC	1		9/12/2012 05:29 PM
<i>Surr: 4-Bromofluorobenzene</i>	89.7		73-126	%REC	1		9/12/2012 05:29 PM
<i>Surr: Dibromofluoromethane</i>	96.6		71-128	%REC	1		9/12/2012 05:29 PM
<i>Surr: Toluene-d8</i>	100		73-127	%REC	1		9/12/2012 05:29 PM
HEXAVALENT CHROMIUM - SW7196A			SW7196				Analyst: EDG
Chromium, Hexavalent	U		1.97	mg/Kg	1	9/17/2012	9/17/2012 03:00 PM
LA29B ELECTRICAL CONDUCTIVITY			LADNR-29B EC				Analyst: VAN
Electrical Conductivity @ saturation	51.9		0.0100	mmhos/cm @25	1		9/19/2012 11:45 AM
Electrical Conductivity, 1:1 aqueous	19.1		0.0100	mmhos/cm @25	1		9/19/2012 11:45 AM
LA29B SATURATION POINT			LADNR-29B SP				Analyst: KAH
Saturation Point	0.368		0.100	% Saturation as	1		9/19/2012 11:45 AM
MOISTURE			SW3550				Analyst: KAH
Percent Moisture	13.7		0.0100	wt%	1		9/19/2012 03:45 PM
PH			SW9045B				Analyst: KL
pH	8.32		0.100	pH Units	1		9/18/2012 02:00 PM

Note: See Qualifiers Page for a list of qualifiers and their explanation.

ALS Environmental

Date: 24-Sep-12

Client: Olsson Associates
Project: Levison 32X Spill
Sample ID: LEVI32X-BG4
Collection Date: 9/10/2012 01:00 PM

Work Order: 1209366
Lab ID: 1209366-07
Matrix: SOIL

Analyses	Result	Qual	Report Limit	Units	Dilution Factor	Date Prep	Date Analyzed
METALS			SW6020				Analyst: SKS
Arsenic	5.98		0.479	mg/Kg	1	9/18/2012	9/18/2012 02:13 PM
MOISTURE			SW3550				Analyst: KAH
Percent Moisture	1.22		0.0100	wt%	1		9/19/2012 03:45 PM

Note: See Qualifiers Page for a list of qualifiers and their explanation.

ALS Environmental

Date: 24-Sep-12

Client: Olsson Associates
Project: Levison 32X Spill
Sample ID: LEVI32X-LS6
Collection Date: 9/10/2012 01:10 PM

Work Order: 1209366
Lab ID: 1209366-08
Matrix: SOIL

Analyses	Result	Qual	Report Limit	Units	Dilution Factor	Date Prep	Date Analyzed
TPH AND MISCELLANEOUS GCFID			SW8015M				Analyst: KMB
DRO (>C10 - C28)	2.0		1.7	mg/Kg	1	9/17/2012	9/17/2012 06:57 PM
Surr: 2-Fluorobiphenyl	71.1		60-135	%REC	1	9/17/2012	9/17/2012 06:57 PM
GASOLINE RANGE ORGANICS - SW8015C			SW8015				Analyst: KKP
Gasoline Range Organics	U		0.050	mg/Kg	1	9/18/2012	9/18/2012 03:18 PM
Surr: 4-Bromofluorobenzene	83.6		70-130	%REC	1	9/18/2012	9/18/2012 03:18 PM
TRIVALENT CHROMIUM			CALCULATION				Analyst: SKS
Chromium, Trivalent	7.60		5.00	mg/Kg	1	9/18/2012	9/18/2012 05:00 PM
MERCURY - SW7471B			SW7471A				Analyst: JCJ
Mercury	0.0213		0.00359	mg/Kg	1	9/21/2012	9/21/2012 02:03 PM
METALS			SW6020				Analyst: SKS
Arsenic	5.21		0.472	mg/Kg	1	9/18/2012	9/18/2012 02:32 PM
Barium	161		0.472	mg/Kg	1	9/18/2012	9/18/2012 02:32 PM
Cadmium	0.150	J	0.472	mg/Kg	1	9/18/2012	9/18/2012 02:32 PM
Chromium	7.60		0.472	mg/Kg	1	9/18/2012	9/18/2012 02:32 PM
Copper	9.97		0.472	mg/Kg	1	9/18/2012	9/18/2012 02:32 PM
Lead	12.1		0.472	mg/Kg	1	9/18/2012	9/18/2012 02:32 PM
Nickel	11.6		0.472	mg/Kg	1	9/18/2012	9/18/2012 02:32 PM
Selenium	1.12		0.472	mg/Kg	1	9/18/2012	9/18/2012 02:32 PM
Silver	U		0.472	mg/Kg	1	9/18/2012	9/18/2012 02:32 PM
Zinc	82.7		0.472	mg/Kg	1	9/18/2012	9/18/2012 02:32 PM
LA29B SODIUM ADSORPTION RATIO			LA29B SAR				Analyst: ALR
Sodium Adsorption Ratio	21.8		0.0100	meq/meq	1	9/18/2012	9/20/2012
LA 29B - 1:1 SOLUBLE CATIONS FOR SAR			LA29B-6020				Analyst: ALR
Calcium	46.9		25.0	mg/L	50	9/18/2012	9/19/2012 08:58 PM
Magnesium	5.93		5.00	mg/L	10	9/18/2012	9/20/2012 01:40 PM
Sodium	595		25.0	mg/L	50	9/18/2012	9/19/2012 08:58 PM
LOW-LEVEL PAHS			SW8270				Analyst: ACN
Acenaphthene	U		0.0066	mg/Kg	1	9/17/2012	9/18/2012 11:39 PM
Anthracene	U		0.0066	mg/Kg	1	9/17/2012	9/18/2012 11:39 PM
Benz(a)anthracene	U		0.0066	mg/Kg	1	9/17/2012	9/18/2012 11:39 PM
Benzo(a)pyrene	U		0.0066	mg/Kg	1	9/17/2012	9/18/2012 11:39 PM
Benzo(b)fluoranthene	U		0.0066	mg/Kg	1	9/17/2012	9/18/2012 11:39 PM
Benzo(k)fluoranthene	U		0.0066	mg/Kg	1	9/17/2012	9/18/2012 11:39 PM
Chrysene	U		0.0066	mg/Kg	1	9/17/2012	9/18/2012 11:39 PM
Dibenz(a,h)anthracene	U		0.0066	mg/Kg	1	9/17/2012	9/18/2012 11:39 PM
Fluoranthene	U		0.0066	mg/Kg	1	9/17/2012	9/18/2012 11:39 PM

Note: See Qualifiers Page for a list of qualifiers and their explanation.

ALS Environmental

Date: 24-Sep-12

Client: Olsson Associates
Project: Levison 32X Spill
Sample ID: LEVI32X-LS6
Collection Date: 9/10/2012 01:10 PM

Work Order: 1209366
Lab ID: 1209366-08
Matrix: SOIL

Analyses	Result	Qual	Report Limit	Units	Dilution Factor	Date Prep	Date Analyzed
Fluorene	U		0.0066	mg/Kg	1	9/17/2012	9/18/2012 11:39 PM
Indeno(1,2,3-cd)pyrene	U		0.0066	mg/Kg	1	9/17/2012	9/18/2012 11:39 PM
Naphthalene	U		0.0066	mg/Kg	1	9/17/2012	9/18/2012 11:39 PM
Pyrene	U		0.0066	mg/Kg	1	9/17/2012	9/18/2012 11:39 PM
<i>Surr: 2-Fluorobiphenyl</i>	73.7		43-125	%REC	1	9/17/2012	9/18/2012 11:39 PM
<i>Surr: 4-Terphenyl-d14</i>	90.2		32-125	%REC	1	9/17/2012	9/18/2012 11:39 PM
<i>Surr: Nitrobenzene-d5</i>	70.8		37-125	%REC	1	9/17/2012	9/18/2012 11:39 PM
VOLATILES			SW8260				Analyst: WLR
Benzene	U		0.0050	mg/Kg	1		9/12/2012 05:56 PM
Ethylbenzene	U		0.0050	mg/Kg	1		9/12/2012 05:56 PM
m,p-Xylene	U		0.010	mg/Kg	1		9/12/2012 05:56 PM
o-Xylene	U		0.0050	mg/Kg	1		9/12/2012 05:56 PM
Toluene	U		0.0050	mg/Kg	1		9/12/2012 05:56 PM
Xylenes, Total	U		0.015	mg/Kg	1		9/12/2012 05:56 PM
<i>Surr: 1,2-Dichloroethane-d4</i>	82.9		70-128	%REC	1		9/12/2012 05:56 PM
<i>Surr: 4-Bromofluorobenzene</i>	90.3		73-126	%REC	1		9/12/2012 05:56 PM
<i>Surr: Dibromofluoromethane</i>	90.5		71-128	%REC	1		9/12/2012 05:56 PM
<i>Surr: Toluene-d8</i>	100		73-127	%REC	1		9/12/2012 05:56 PM
HEXAVALENT CHROMIUM - SW7196A			SW7196				Analyst: EDG
Chromium, Hexavalent	U		1.98	mg/Kg	1	9/17/2012	9/17/2012 03:00 PM
LA29B ELECTRICAL CONDUCTIVITY			LADNR-29B EC				Analyst: VAN
Electrical Conductivity @ saturation	6.87		0.0100	mmhos/cm @25	1		9/19/2012 11:45 AM
Electrical Conductivity, 1:1 aqueous	2.85		0.0100	mmhos/cm @25	1		9/19/2012 11:45 AM
LA29B SATURATION POINT			LADNR-29B SP				Analyst: KAH
Saturation Point	0.415		0.100	% Saturation as	1		9/19/2012 11:45 AM
MOISTURE			SW3550				Analyst: KAH
Percent Moisture	12.4		0.0100	wt%	1		9/19/2012 03:45 PM
PH			SW9045B				Analyst: KL
pH	8.35		0.100	pH Units	1		9/18/2012 02:00 PM

Note: See Qualifiers Page for a list of qualifiers and their explanation.

ALS Environmental

Date: 24-Sep-12

Client: Olsson Associates
Project: Levison 32X Spill
Sample ID: LEVI32X-BG5
Collection Date: 9/10/2012 02:05 PM

Work Order: 1209366
Lab ID: 1209366-09
Matrix: SOIL

Analyses	Result	Qual	Report Limit	Units	Dilution Factor	Date Prep	Date Analyzed
METALS			SW6020				Analyst: SKS
Arsenic	3.76		0.494	mg/Kg	1	9/18/2012	9/18/2012 02:34 PM
MOISTURE			SW3550				Analyst: KAH
Percent Moisture	25.6		0.0100	wt%	1		9/19/2012 03:45 PM

Note: See Qualifiers Page for a list of qualifiers and their explanation.

ALS Environmental

Date: 24-Sep-12

Client: Olsson Associates
Project: Levison 32X Spill
Sample ID: LEVI32X-US1
Collection Date: 9/10/2012 02:15 PM

Work Order: 1209366
Lab ID: 1209366-10
Matrix: SOIL

Analyses	Result	Qual	Report Limit	Units	Dilution Factor	Date Prep	Date Analyzed
TPH AND MISCELLANEOUS GCFID			SW8015M				Analyst: KMB
DRO (>C10 - C28)	67		3.4	mg/Kg	2	9/17/2012	9/18/2012 03:47 PM
Surr: 2-Fluorobiphenyl	67.3		60-135	%REC	2	9/17/2012	9/18/2012 03:47 PM
GASOLINE RANGE ORGANICS - SW8015C			SW8015				Analyst: KKP
Gasoline Range Organics	U		0.050	mg/Kg	1	9/18/2012	9/18/2012 07:36 PM
Surr: 4-Bromofluorobenzene	68.3	S	70-130	%REC	1	9/18/2012	9/18/2012 07:36 PM
TRIVALENT CHROMIUM			CALCULATION				Analyst: SKS
Chromium, Trivalent	6.61		5.00	mg/Kg	1	9/18/2012	9/18/2012 05:00 PM
MERCURY - SW7471B			SW7471A				Analyst: JCJ
Mercury	0.0248		0.00359	mg/Kg	1	9/21/2012	9/21/2012 02:05 PM
METALS			SW6020				Analyst: SKS
Arsenic	5.06		0.481	mg/Kg	1	9/18/2012	9/18/2012 02:36 PM
Barium	98.3		0.481	mg/Kg	1	9/18/2012	9/18/2012 02:36 PM
Cadmium	0.104	J	0.481	mg/Kg	1	9/18/2012	9/18/2012 02:36 PM
Chromium	6.61		0.481	mg/Kg	1	9/18/2012	9/18/2012 02:36 PM
Copper	9.59		0.481	mg/Kg	1	9/18/2012	9/18/2012 02:36 PM
Lead	10.8		0.481	mg/Kg	1	9/18/2012	9/18/2012 02:36 PM
Nickel	10.3		0.481	mg/Kg	1	9/18/2012	9/18/2012 02:36 PM
Selenium	1.39		0.481	mg/Kg	1	9/18/2012	9/18/2012 02:36 PM
Silver	U		0.481	mg/Kg	1	9/18/2012	9/18/2012 02:36 PM
Zinc	51.2		0.481	mg/Kg	1	9/18/2012	9/18/2012 02:36 PM
LA29B SODIUM ADSORPTION RATIO			LA29B SAR				Analyst: ALR
Sodium Adsorption Ratio	28.0		0.0100	meq/meq	1	9/18/2012	9/20/2012
LA 29B - 1:1 SOLUBLE CATIONS FOR SAR			LA29B-6020				Analyst: ALR
Calcium	33.9		25.0	mg/L	50	9/18/2012	9/19/2012 09:14 PM
Magnesium	U		5.00	mg/L	10	9/18/2012	9/20/2012 01:42 PM
Sodium	591		25.0	mg/L	50	9/18/2012	9/19/2012 09:14 PM
LOW-LEVEL PAHS			SW8270				Analyst: ACN
Acenaphthene	U		0.033	mg/Kg	5	9/17/2012	9/20/2012 09:22 PM
Anthracene	U		0.033	mg/Kg	5	9/17/2012	9/20/2012 09:22 PM
Benz(a)anthracene	0.019	J	0.033	mg/Kg	5	9/17/2012	9/20/2012 09:22 PM
Benzo(a)pyrene	0.028	J	0.033	mg/Kg	5	9/17/2012	9/20/2012 09:22 PM
Benzo(b)fluoranthene	0.062		0.033	mg/Kg	5	9/17/2012	9/20/2012 09:22 PM
Benzo(k)fluoranthene	0.10		0.033	mg/Kg	5	9/17/2012	9/20/2012 09:22 PM
Chrysene	0.21		0.033	mg/Kg	5	9/17/2012	9/20/2012 09:22 PM
Dibenz(a,h)anthracene	U		0.033	mg/Kg	5	9/17/2012	9/20/2012 09:22 PM
Fluoranthene	0.21		0.033	mg/Kg	5	9/17/2012	9/20/2012 09:22 PM

Note: See Qualifiers Page for a list of qualifiers and their explanation.

ALS Environmental

Date: 24-Sep-12

Client: Olsson Associates
Project: Levison 32X Spill
Sample ID: LEVI32X-US1
Collection Date: 9/10/2012 02:15 PM

Work Order: 1209366
Lab ID: 1209366-10
Matrix: SOIL

Analyses	Result	Qual	Report Limit	Units	Dilution Factor	Date Prep	Date Analyzed
Fluorene	0.012	J	0.033	mg/Kg	5	9/17/2012	9/20/2012 09:22 PM
Indeno(1,2,3-cd)pyrene	0.034		0.033	mg/Kg	5	9/17/2012	9/20/2012 09:22 PM
Naphthalene	0.0087	J	0.033	mg/Kg	5	9/17/2012	9/20/2012 09:22 PM
Pyrene	0.15		0.033	mg/Kg	5	9/17/2012	9/20/2012 09:22 PM
<i>Surr: 2-Fluorobiphenyl</i>	107		43-125	%REC	5	9/17/2012	9/20/2012 09:22 PM
<i>Surr: 4-Terphenyl-d14</i>	133	S	32-125	%REC	5	9/17/2012	9/20/2012 09:22 PM
<i>Surr: Nitrobenzene-d5</i>	110		37-125	%REC	5	9/17/2012	9/20/2012 09:22 PM
VOLATILES			SW8260				Analyst: WLR
Benzene	U		0.0050	mg/Kg	1		9/12/2012 06:24 PM
Ethylbenzene	U		0.0050	mg/Kg	1		9/12/2012 06:24 PM
m,p-Xylene	0.0021	J	0.010	mg/Kg	1		9/12/2012 06:24 PM
o-Xylene	0.0016	J	0.0050	mg/Kg	1		9/12/2012 06:24 PM
Toluene	U		0.0050	mg/Kg	1		9/12/2012 06:24 PM
Xylenes, Total	0.0037	J	0.015	mg/Kg	1		9/12/2012 06:24 PM
<i>Surr: 1,2-Dichloroethane-d4</i>	95.2		70-128	%REC	1		9/12/2012 06:24 PM
<i>Surr: 4-Bromofluorobenzene</i>	86.6		73-126	%REC	1		9/12/2012 06:24 PM
<i>Surr: Dibromofluoromethane</i>	96.7		71-128	%REC	1		9/12/2012 06:24 PM
<i>Surr: Toluene-d8</i>	105		73-127	%REC	1		9/12/2012 06:24 PM
HEXAVALENT CHROMIUM - SW7196A			SW7196				Analyst: EDG
Chromium, Hexavalent	U		1.97	mg/Kg	1	9/17/2012	9/17/2012 03:00 PM
LA29B ELECTRICAL CONDUCTIVITY			LADNR-29B EC				Analyst: VAN
Electrical Conductivity @ saturation	4.79		0.0100	mmhos/cm @25	1		9/19/2012 11:45 AM
Electrical Conductivity, 1:1 aqueous	2.75		0.0100	mmhos/cm @25	1		9/19/2012 11:45 AM
LA29B SATURATION POINT			LADNR-29B SP				Analyst: KAH
Saturation Point	0.574		0.100	% Saturation as	1		9/19/2012 11:45 AM
MOISTURE			SW3550				Analyst: KAH
Percent Moisture	25.6		0.0100	wt%	1		9/19/2012 03:45 PM
PH			SW9045B				Analyst: KL
pH	8.57		0.100	pH Units	1		9/18/2012 02:00 PM

Note: See Qualifiers Page for a list of qualifiers and their explanation.

ALS Environmental

Date: 24-Sep-12

Client: Olsson Associates
Project: Levison 32X Spill
Sample ID: LEVI32X-US2
Collection Date: 9/10/2012 02:30 PM

Work Order: 1209366
Lab ID: 1209366-11
Matrix: SOIL

Analyses	Result	Qual	Report Limit	Units	Dilution Factor	Date Prep	Date Analyzed
TPH AND MISCELLANEOUS GCFID			SW8015M				Analyst: KMB
DRO (>C10 - C28)	50		1.7	mg/Kg	1	9/17/2012	9/17/2012 08:22 PM
Surr: 2-Fluorobiphenyl	75.2		60-135	%REC	1	9/17/2012	9/17/2012 08:22 PM
GASOLINE RANGE ORGANICS - SW8015C			SW8015				Analyst: KKP
Gasoline Range Organics	1.0		0.050	mg/Kg	1	9/18/2012	9/18/2012 03:56 PM
Surr: 4-Bromofluorobenzene	92.6		70-130	%REC	1	9/18/2012	9/18/2012 03:56 PM
TRIVALENT CHROMIUM			CALCULATION				Analyst: SKS
Chromium, Trivalent	9.69		5.00	mg/Kg	1	9/18/2012	9/18/2012 05:00 PM
MERCURY - SW7471B			SW7471A				Analyst: JCJ
Mercury	0.0376		0.00345	mg/Kg	1	9/21/2012	9/21/2012 02:07 PM
METALS			SW6020				Analyst: SKS
Arsenic	5.82		0.472	mg/Kg	1	9/18/2012	9/18/2012 02:39 PM
Barium	693		47.2	mg/Kg	100	9/18/2012	9/18/2012 04:07 PM
Cadmium	0.178	J	0.472	mg/Kg	1	9/18/2012	9/18/2012 02:39 PM
Chromium	9.69		0.472	mg/Kg	1	9/18/2012	9/18/2012 02:39 PM
Copper	10.5		0.472	mg/Kg	1	9/18/2012	9/18/2012 02:39 PM
Lead	14.0		0.472	mg/Kg	1	9/18/2012	9/18/2012 02:39 PM
Nickel	12.7		0.472	mg/Kg	1	9/18/2012	9/18/2012 02:39 PM
Selenium	1.13		0.472	mg/Kg	1	9/18/2012	9/18/2012 02:39 PM
Silver	U		0.472	mg/Kg	1	9/18/2012	9/18/2012 02:39 PM
Zinc	63.5		0.472	mg/Kg	1	9/18/2012	9/18/2012 02:39 PM
LA29B SODIUM ADSORPTION RATIO			LA29B SAR				Analyst: ALR
Sodium Adsorption Ratio	15.9		0.0100	meq/meq	1	9/18/2012	9/20/2012
LA 29B - 1:1 SOLUBLE CATIONS FOR SAR			LA29B-6020				Analyst: ALR
Calcium	162		25.0	mg/L	50	9/18/2012	9/19/2012 09:19 PM
Magnesium	20.1		4.99	mg/L	10	9/18/2012	9/20/2012 01:44 PM
Sodium	808		25.0	mg/L	50	9/18/2012	9/19/2012 09:19 PM
LOW-LEVEL PAHS			SW8270				Analyst: ACN
Acenaphthene	U		0.033	mg/Kg	5	9/17/2012	9/20/2012 09:02 PM
Anthracene	U		0.033	mg/Kg	5	9/17/2012	9/20/2012 09:02 PM
Benz(a)anthracene	U		0.033	mg/Kg	5	9/17/2012	9/20/2012 09:02 PM
Benzo(a)pyrene	U		0.033	mg/Kg	5	9/17/2012	9/20/2012 09:02 PM
Benzo(b)fluoranthene	U		0.033	mg/Kg	5	9/17/2012	9/20/2012 09:02 PM
Benzo(k)fluoranthene	U		0.033	mg/Kg	5	9/17/2012	9/20/2012 09:02 PM
Chrysene	U		0.033	mg/Kg	5	9/17/2012	9/20/2012 09:02 PM
Dibenz(a,h)anthracene	U		0.033	mg/Kg	5	9/17/2012	9/20/2012 09:02 PM
Fluoranthene	U		0.033	mg/Kg	5	9/17/2012	9/20/2012 09:02 PM

Note: See Qualifiers Page for a list of qualifiers and their explanation.

ALS Environmental

Date: 24-Sep-12

Client: Olsson Associates
Project: Levison 32X Spill
Sample ID: LEVI32X-US2
Collection Date: 9/10/2012 02:30 PM

Work Order: 1209366
Lab ID: 1209366-11
Matrix: SOIL

Analyses	Result	Qual	Report Limit	Units	Dilution Factor	Date Prep	Date Analyzed
Fluorene	U		0.033	mg/Kg	5	9/17/2012	9/20/2012 09:02 PM
Indeno(1,2,3-cd)pyrene	U		0.033	mg/Kg	5	9/17/2012	9/20/2012 09:02 PM
Naphthalene	U		0.033	mg/Kg	5	9/17/2012	9/20/2012 09:02 PM
Pyrene	U		0.033	mg/Kg	5	9/17/2012	9/20/2012 09:02 PM
Surr: 2-Fluorobiphenyl	114		43-125	%REC	5	9/17/2012	9/20/2012 09:02 PM
Surr: 4-Terphenyl-d14	121		32-125	%REC	5	9/17/2012	9/20/2012 09:02 PM
Surr: Nitrobenzene-d5	107		37-125	%REC	5	9/17/2012	9/20/2012 09:02 PM
VOLATILES			SW8260				Analyst: WLR
Benzene	U		0.0050	mg/Kg	1		9/12/2012 06:52 PM
Ethylbenzene	U		0.0050	mg/Kg	1		9/12/2012 06:52 PM
m,p-Xylene	U		0.010	mg/Kg	1		9/12/2012 06:52 PM
o-Xylene	U		0.0050	mg/Kg	1		9/12/2012 06:52 PM
Toluene	U		0.0050	mg/Kg	1		9/12/2012 06:52 PM
Xylenes, Total	U		0.015	mg/Kg	1		9/12/2012 06:52 PM
Surr: 1,2-Dichloroethane-d4	85.7		70-128	%REC	1		9/12/2012 06:52 PM
Surr: 4-Bromofluorobenzene	88.6		73-126	%REC	1		9/12/2012 06:52 PM
Surr: Dibromofluoromethane	92.1		71-128	%REC	1		9/12/2012 06:52 PM
Surr: Toluene-d8	99.9		73-127	%REC	1		9/12/2012 06:52 PM
HEXAVALENT CHROMIUM - SW7196A			SW7196				Analyst: EDG
Chromium, Hexavalent	U		1.95	mg/Kg	1	9/17/2012	9/17/2012 03:00 PM
LA29B ELECTRICAL CONDUCTIVITY			LADNR-29B EC				Analyst: VAN
Electrical Conductivity @ saturation	10.3		0.0100	mmhos/cm @25	1		9/19/2012 11:45 AM
Electrical Conductivity, 1:1 aqueous	4.60		0.0100	mmhos/cm @25	1		9/19/2012 11:45 AM
LA29B SATURATION POINT			LADNR-29B SP				Analyst: KAH
Saturation Point	0.447		0.100	% Saturation as	1		9/19/2012 11:45 AM
MOISTURE			SW3550				Analyst: KAH
Percent Moisture	24.8		0.0100	wt%	1		9/19/2012 03:45 PM
PH			SW9045B				Analyst: KL
pH	9.12		0.100	pH Units	1		9/18/2012 02:00 PM

Note: See Qualifiers Page for a list of qualifiers and their explanation.

ALS Environmental

Date: 24-Sep-12

Client: Olsson Associates
Project: Levison 32X Spill
Sample ID: LEVI32X-BG6
Collection Date: 9/10/2012 02:40 PM

Work Order: 1209366
Lab ID: 1209366-12
Matrix: SOIL

Analyses	Result	Qual	Report Limit	Units	Dilution Factor	Date Prep	Date Analyzed
METALS			SW6020				Analyst: SKS
Arsenic	5.41		0.477	mg/Kg	1	9/18/2012	9/18/2012 02:41 PM
MOISTURE			SW3550				Analyst: KAH
Percent Moisture	13.3		0.0100	wt%	1		9/19/2012 03:45 PM

Note: See Qualifiers Page for a list of qualifiers and their explanation.

ALS Environmental

Date: 24-Sep-12

Client: Olsson Associates
Project: Levison 32X Spill
Sample ID: LEVI32X-US3
Collection Date: 9/10/2012 02:50 PM

Work Order: 1209366
Lab ID: 1209366-13
Matrix: SOIL

Analyses	Result	Qual	Report Limit	Units	Dilution Factor	Date Prep	Date Analyzed
TPH AND MISCELLANEOUS GCFID			SW8015M				Analyst: KMB
DRO (>C10 - C28)	250		17	mg/Kg	10	9/17/2012	9/18/2012 04:08 PM
Surr: 2-Fluorobiphenyl	81.7		60-135	%REC	10	9/17/2012	9/18/2012 04:08 PM
GASOLINE RANGE ORGANICS - SW8015C			SW8015				Analyst: KKP
Gasoline Range Organics	U		0.050	mg/Kg	1		9/18/2012 04:16 PM
Surr: 4-Bromofluorobenzene	84.2		70-130	%REC	1		9/18/2012 04:16 PM
TRIVALENT CHROMIUM			CALCULATION				Analyst: SKS
Chromium, Trivalent	7.58		5.00	mg/Kg	1		9/18/2012 05:00 PM
MERCURY - SW7471B			SW7471A				Analyst: JCJ
Mercury	0.0219		0.00346	mg/Kg	1	9/21/2012	9/21/2012 02:13 PM
METALS			SW6020				Analyst: SKS
Arsenic	3.98		0.442	mg/Kg	1	9/18/2012	9/18/2012 02:43 PM
Barium	100		0.442	mg/Kg	1	9/18/2012	9/18/2012 02:43 PM
Cadmium	0.158	J	0.442	mg/Kg	1	9/18/2012	9/18/2012 02:43 PM
Chromium	7.58		0.442	mg/Kg	1	9/18/2012	9/18/2012 02:43 PM
Copper	9.79		0.442	mg/Kg	1	9/18/2012	9/18/2012 02:43 PM
Lead	11.4		0.442	mg/Kg	1	9/18/2012	9/18/2012 02:43 PM
Nickel	12.2		0.442	mg/Kg	1	9/18/2012	9/18/2012 02:43 PM
Selenium	0.758		0.442	mg/Kg	1	9/18/2012	9/18/2012 02:43 PM
Silver	U		0.442	mg/Kg	1	9/18/2012	9/18/2012 02:43 PM
Zinc	54.9		0.442	mg/Kg	1	9/18/2012	9/18/2012 02:43 PM
LA29B SODIUM ADSORPTION RATIO			LA29B SAR				Analyst: ALR
Sodium Adsorption Ratio	25.4		0.0100	meq/meq	1	9/18/2012	9/20/2012
LA 29B - 1:1 SOLUBLE CATIONS FOR SAR			LA29B-6020				Analyst: ALR
Calcium	554		25.0	mg/L	50	9/18/2012	9/19/2012 09:24 PM
Magnesium	135		25.0	mg/L	50	9/18/2012	9/19/2012 09:24 PM
Sodium	2,570		25.0	mg/L	50	9/18/2012	9/19/2012 09:24 PM
LOW-LEVEL PAHS			SW8270				Analyst: ACN
Acenaphthene	U		0.0066	mg/Kg	1	9/17/2012	9/20/2012 03:27 AM
Anthracene	U		0.0066	mg/Kg	1	9/17/2012	9/20/2012 03:27 AM
Benz(a)anthracene	U		0.0066	mg/Kg	1	9/17/2012	9/20/2012 03:27 AM
Benzo(a)pyrene	U		0.0066	mg/Kg	1	9/17/2012	9/20/2012 03:27 AM
Benzo(b)fluoranthene	U		0.0066	mg/Kg	1	9/17/2012	9/20/2012 03:27 AM
Benzo(k)fluoranthene	U		0.0066	mg/Kg	1	9/17/2012	9/20/2012 03:27 AM
Chrysene	U		0.0066	mg/Kg	1	9/17/2012	9/20/2012 03:27 AM
Dibenz(a,h)anthracene	U		0.0066	mg/Kg	1	9/17/2012	9/20/2012 03:27 AM
Fluoranthene	U		0.0066	mg/Kg	1	9/17/2012	9/20/2012 03:27 AM

Note: See Qualifiers Page for a list of qualifiers and their explanation.

ALS Environmental

Date: 24-Sep-12

Client: Olsson Associates
Project: Levison 32X Spill
Sample ID: LEVI32X-US3
Collection Date: 9/10/2012 02:50 PM

Work Order: 1209366
Lab ID: 1209366-13
Matrix: SOIL

Analyses	Result	Qual	Report Limit	Units	Dilution Factor	Date Prep	Date Analyzed
Fluorene	U		0.0066	mg/Kg	1	9/17/2012	9/20/2012 03:27 AM
Indeno(1,2,3-cd)pyrene	U		0.0066	mg/Kg	1	9/17/2012	9/20/2012 03:27 AM
Naphthalene	U		0.0066	mg/Kg	1	9/17/2012	9/20/2012 03:27 AM
Pyrene	U		0.0066	mg/Kg	1	9/17/2012	9/20/2012 03:27 AM
<i>Surr: 2-Fluorobiphenyl</i>	79.2		43-125	%REC	1	9/17/2012	9/20/2012 03:27 AM
<i>Surr: 4-Terphenyl-d14</i>	111		32-125	%REC	1	9/17/2012	9/20/2012 03:27 AM
<i>Surr: Nitrobenzene-d5</i>	76.3		37-125	%REC	1	9/17/2012	9/20/2012 03:27 AM
VOLATILES			SW8260				Analyst: WLR
Benzene	U		0.0050	mg/Kg	1		9/13/2012 07:33 PM
Ethylbenzene	U		0.0050	mg/Kg	1		9/13/2012 07:33 PM
m,p-Xylene	U		0.010	mg/Kg	1		9/13/2012 07:33 PM
o-Xylene	U		0.0050	mg/Kg	1		9/13/2012 07:33 PM
Toluene	U		0.0050	mg/Kg	1		9/13/2012 07:33 PM
Xylenes, Total	U		0.015	mg/Kg	1		9/13/2012 07:33 PM
<i>Surr: 1,2-Dichloroethane-d4</i>	86.2		70-128	%REC	1		9/13/2012 07:33 PM
<i>Surr: 4-Bromofluorobenzene</i>	94.3		73-126	%REC	1		9/13/2012 07:33 PM
<i>Surr: Dibromofluoromethane</i>	95.6		71-128	%REC	1		9/13/2012 07:33 PM
<i>Surr: Toluene-d8</i>	98.5		73-127	%REC	1		9/13/2012 07:33 PM
HEXAVALENT CHROMIUM - SW7196A			SW7196				Analyst: EDG
Chromium, Hexavalent	U		1.96	mg/Kg	1	9/17/2012	9/17/2012 03:00 PM
LA29B ELECTRICAL CONDUCTIVITY			LADNR-29B EC				Analyst: VAN
Electrical Conductivity @ saturation	18.0		0.0100	mmhos/cm @25	1		9/19/2012 11:45 AM
Electrical Conductivity, 1:1 aqueous	11.4		0.0100	mmhos/cm @25	1		9/19/2012 11:45 AM
LA29B SATURATION POINT			LADNR-29B SP				Analyst: KAH
Saturation Point	0.632		0.100	% Saturation as	1		9/19/2012 11:45 AM
MOISTURE			SW3550				Analyst: KAH
Percent Moisture	16.9		0.0100	wt%	1		9/19/2012 03:45 PM
PH			SW9045B				Analyst: KL
pH	8.06		0.100	pH Units	1		9/18/2012 02:00 PM

Note: See Qualifiers Page for a list of qualifiers and their explanation.

ALS Environmental

Date: 24-Sep-12

Client: Olsson Associates
Project: Levison 32X Spill
Sample ID: LEVI32X-BG7
Collection Date: 9/10/2012 03:00 PM

Work Order: 1209366
Lab ID: 1209366-14
Matrix: SOIL

Analyses	Result	Qual	Report Limit	Units	Dilution Factor	Date Prep	Date Analyzed
METALS			SW6020				Analyst: SKS
Arsenic	4.80		0.461	mg/Kg	1	9/18/2012	9/18/2012 02:50 PM
MOISTURE			SW3550				Analyst: KAH
Percent Moisture	4.74		0.0100	wt%	1		9/19/2012 03:45 PM

Note: See Qualifiers Page for a list of qualifiers and their explanation.

ALS Environmental

Date: 24-Sep-12

Client: Olsson Associates
Project: Levison 32X Spill
Sample ID: LEVI32X-BG8
Collection Date: 9/10/2012 03:10 PM

Work Order: 1209366
Lab ID: 1209366-15
Matrix: SOIL

Analyses	Result	Qual	Report Limit	Units	Dilution Factor	Date Prep	Date Analyzed
METALS			SW6020				Analyst: SKS
Arsenic	4.54		0.457	mg/Kg	1	9/18/2012	9/18/2012 02:53 PM
MOISTURE			SW3550				Analyst: KAH
Percent Moisture	22.1		0.0100	wt%	1		9/19/2012 03:45 PM

Note: See Qualifiers Page for a list of qualifiers and their explanation.

ALS Environmental

Date: 24-Sep-12

Client: Olsson Associates
Project: Levison 32X Spill
Sample ID: LEVI32X-US4
Collection Date: 9/10/2012 03:20 PM

Work Order: 1209366
Lab ID: 1209366-16
Matrix: SOIL

Analyses	Result	Qual	Report Limit	Units	Dilution Factor	Date Prep	Date Analyzed
TPH AND MISCELLANEOUS GCFID			SW8015M				Analyst: KMB
DRO (>C10 - C28)	7.7		1.7	mg/Kg	1	9/17/2012	9/17/2012 11:33 PM
Surr: 2-Fluorobiphenyl	82.3		60-135	%REC	1	9/17/2012	9/17/2012 11:33 PM
GASOLINE RANGE ORGANICS - SW8015C			SW8015				Analyst: KKP
Gasoline Range Organics	0.11		0.050	mg/Kg	1	9/18/2012	9/18/2012 04:35 PM
Surr: 4-Bromofluorobenzene	88.8		70-130	%REC	1	9/18/2012	9/18/2012 04:35 PM
TRIVALENT CHROMIUM			CALCULATION				Analyst: SKS
Chromium, Trivalent	10.0		5.00	mg/Kg	1	9/18/2012	9/18/2012 05:00 PM
MERCURY - SW7471B			SW7471A				Analyst: JCJ
Mercury	0.0473		0.00346	mg/Kg	1	9/21/2012	9/21/2012 02:15 PM
METALS			SW6020				Analyst: SKS
Arsenic	4.64		0.472	mg/Kg	1	9/18/2012	9/18/2012 02:55 PM
Barium	150		0.472	mg/Kg	1	9/18/2012	9/18/2012 02:55 PM
Cadmium	0.195	J	0.472	mg/Kg	1	9/18/2012	9/18/2012 02:55 PM
Chromium	10.0		0.472	mg/Kg	1	9/18/2012	9/18/2012 02:55 PM
Copper	13.1		0.472	mg/Kg	1	9/18/2012	9/18/2012 02:55 PM
Lead	13.0		0.472	mg/Kg	1	9/18/2012	9/18/2012 02:55 PM
Nickel	15.2		0.472	mg/Kg	1	9/18/2012	9/18/2012 02:55 PM
Selenium	1.01		0.472	mg/Kg	1	9/18/2012	9/18/2012 02:55 PM
Silver	U		0.472	mg/Kg	1	9/18/2012	9/18/2012 02:55 PM
Zinc	61.8		0.472	mg/Kg	1	9/18/2012	9/18/2012 02:55 PM
LA29B SODIUM ADSORPTION RATIO			LA29B SAR				Analyst: ALR
Sodium Adsorption Ratio	42.4		0.0100	meq/meq	1	9/18/2012	9/20/2012
LA 29B - 1:1 SOLUBLE CATIONS FOR SAR			LA29B-6020				Analyst: ALR
Calcium	2,190		25.0	mg/L	50	9/18/2012	9/19/2012 09:30 PM
Magnesium	139		25.0	mg/L	50	9/18/2012	9/19/2012 09:30 PM
Sodium	7,570		25.0	mg/L	50	9/18/2012	9/19/2012 09:30 PM
LOW-LEVEL PAHS			SW8270				Analyst: ACN
Acenaphthene	U		0.0066	mg/Kg	1	9/17/2012	9/18/2012 09:11 PM
Anthracene	U		0.0066	mg/Kg	1	9/17/2012	9/18/2012 09:11 PM
Benz(a)anthracene	U		0.0066	mg/Kg	1	9/17/2012	9/18/2012 09:11 PM
Benzo(a)pyrene	U		0.0066	mg/Kg	1	9/17/2012	9/18/2012 09:11 PM
Benzo(b)fluoranthene	U		0.0066	mg/Kg	1	9/17/2012	9/18/2012 09:11 PM
Benzo(k)fluoranthene	U		0.0066	mg/Kg	1	9/17/2012	9/18/2012 09:11 PM
Chrysene	U		0.0066	mg/Kg	1	9/17/2012	9/18/2012 09:11 PM
Dibenz(a,h)anthracene	U		0.0066	mg/Kg	1	9/17/2012	9/18/2012 09:11 PM
Fluoranthene	U		0.0066	mg/Kg	1	9/17/2012	9/18/2012 09:11 PM

Note: See Qualifiers Page for a list of qualifiers and their explanation.

ALS Environmental

Date: 24-Sep-12

Client: Olsson Associates
Project: Levison 32X Spill
Sample ID: LEVI32X-US4
Collection Date: 9/10/2012 03:20 PM

Work Order: 1209366
Lab ID: 1209366-16
Matrix: SOIL

Analyses	Result	Qual	Report Limit	Units	Dilution Factor	Date Prep	Date Analyzed
Fluorene	U		0.0066	mg/Kg	1	9/17/2012	9/18/2012 09:11 PM
Indeno(1,2,3-cd)pyrene	U		0.0066	mg/Kg	1	9/17/2012	9/18/2012 09:11 PM
Naphthalene	0.0027	J	0.0066	mg/Kg	1	9/17/2012	9/18/2012 09:11 PM
Pyrene	U		0.0066	mg/Kg	1	9/17/2012	9/18/2012 09:11 PM
<i>Surr: 2-Fluorobiphenyl</i>	72.6		43-125	%REC	1	9/17/2012	9/18/2012 09:11 PM
<i>Surr: 4-Terphenyl-d14</i>	106		32-125	%REC	1	9/17/2012	9/18/2012 09:11 PM
<i>Surr: Nitrobenzene-d5</i>	61.9		37-125	%REC	1	9/17/2012	9/18/2012 09:11 PM
VOLATILES			SW8260				Analyst: WLR
Benzene	U		0.0050	mg/Kg	1		9/14/2012 12:05 PM
Ethylbenzene	U		0.0050	mg/Kg	1		9/14/2012 12:05 PM
m,p-Xylene	U		0.010	mg/Kg	1		9/14/2012 12:05 PM
o-Xylene	U		0.0050	mg/Kg	1		9/14/2012 12:05 PM
Toluene	U		0.0050	mg/Kg	1		9/14/2012 12:05 PM
Xylenes, Total	U		0.015	mg/Kg	1		9/14/2012 12:05 PM
<i>Surr: 1,2-Dichloroethane-d4</i>	85.0		70-128	%REC	1		9/14/2012 12:05 PM
<i>Surr: 4-Bromofluorobenzene</i>	94.1		73-126	%REC	1		9/14/2012 12:05 PM
<i>Surr: Dibromofluoromethane</i>	96.3		71-128	%REC	1		9/14/2012 12:05 PM
<i>Surr: Toluene-d8</i>	102		73-127	%REC	1		9/14/2012 12:05 PM
HEXAVALENT CHROMIUM - SW7196A			SW7196				Analyst: EDG
Chromium, Hexavalent	U		1.98	mg/Kg	1	9/17/2012	9/17/2012 03:00 PM
LA29B ELECTRICAL CONDUCTIVITY			LADNR-29B EC				Analyst: VAN
Electrical Conductivity @ saturation	69.5		0.0100	mmhos/cm @25	1		9/19/2012 11:45 AM
Electrical Conductivity, 1:1 aqueous	34.8		0.0100	mmhos/cm @25	1		9/19/2012 11:45 AM
LA29B SATURATION POINT			LADNR-29B SP				Analyst: KAH
Saturation Point	0.501		0.100	% Saturation as	1		9/19/2012 11:45 AM
MOISTURE			SW3550				Analyst: KAH
Percent Moisture	20.7		0.0100	wt%	1		9/19/2012 03:45 PM
PH			SW9045B				Analyst: KL
pH	7.66		0.100	pH Units	1		9/18/2012 02:00 PM

Note: See Qualifiers Page for a list of qualifiers and their explanation.

ALS Environmental

Date: 24-Sep-12

Client: Olsson Associates
Project: Levison 32X Spill
Sample ID: LEVI32X-IRWS1
Collection Date: 9/10/2012 04:50 PM

Work Order: 1209366
Lab ID: 1209366-17
Matrix: WATER

Analyses	Result	Qual	Report Limit	Units	Dilution Factor	Date Prep	Date Analyzed
ANIONS			SW9056				Analyst: JKP
Chloride	29.3		0.500 mg/L		1		9/20/2012 11:09 PM
Surr: Selenate (surr)	96.3		80-120 %REC		1		9/20/2012 11:09 PM

Note: See Qualifiers Page for a list of qualifiers and their explanation.

ALS Environmental

Date: 24-Sep-12

Client: Olsson Associates
Project: Levison 32X Spill
Sample ID: LEVI32X-IRWS2
Collection Date: 9/10/2012 05:00 PM

Work Order: 1209366
Lab ID: 1209366-18
Matrix: WATER

Analyses	Result	Qual	Report Limit	Units	Dilution Factor	Date Prep	Date Analyzed
ANIONS			SW9056				Analyst: JKP
Chloride	35.6		0.500	mg/L	1		9/20/2012 11:30 PM
Surr: Selenate (surr)	99.6		80-120	%REC	1		9/20/2012 11:30 PM

Note: See Qualifiers Page for a list of qualifiers and their explanation.

ALS Environmental

Date: 24-Sep-12

Client: Olsson Associates
Project: Levison 32X Spill
Sample ID: LEVI32X-IRWS3
Collection Date: 9/10/2012 05:05 PM

Work Order: 1209366
Lab ID: 1209366-19
Matrix: WATER

Analyses	Result	Qual	Report Limit	Units	Dilution Factor	Date Prep	Date Analyzed
ANIONS			SW9056				Analyst: JKP
Chloride	50.9		0.500 mg/L		1		9/20/2012 11:51 PM
Surr: Selenate (surr)	97.1		80-120 %REC		1		9/20/2012 11:51 PM

Note: See Qualifiers Page for a list of qualifiers and their explanation.

ALS Environmental

Date: 24-Sep-12

Client: Olsson Associates
Project: Levison 32X Spill
Sample ID: LEVI32X-IRWS4
Collection Date: 9/10/2012 05:10 PM

Work Order: 1209366
Lab ID: 1209366-20
Matrix: WATER

Analyses	Result	Qual	Report Limit	Units	Dilution Factor	Date Prep	Date Analyzed
ANIONS			SW9056				Analyst: JKP
Chloride	54.8		0.500	mg/L	1		9/21/2012 02:51 PM
Surr: Selenate (surr)	94.2		80-120	%REC	1		9/21/2012 02:51 PM

Note: See Qualifiers Page for a list of qualifiers and their explanation.

ALS Environmental

Date: 24-Sep-12

Client: Olsson Associates
Work Order: 1209366
Project: Levison 32X Spill

QC BATCH REPORT

Batch ID: **64235a** Instrument ID **FID-7** Method: **SW8015M**

MBLK		Sample ID: FBLKS1-120917-64235a				Units: mg/Kg		Analysis Date: 9/17/2012 11:52 AM		
Client ID:		Run ID: FID-7_120917A				SeqNo: 2946555		Prep Date: 9/17/2012		DF: 1
Analyte	Result	PQL	SPK Val	SPK Ref Value	%REC	Control Limit	RPD Ref Value	%RPD	RPD Limit	Qual
DRO (>C10 - C28)	U	1.7								
<i>Surr: 2-Fluorobiphenyl</i>	2.634	0	3.3	0	79.8	60-135	0			

LCS		Sample ID: FLCSS1-120917-64235a				Units: mg/Kg		Analysis Date: 9/17/2012 12:13 PM		
Client ID:		Run ID: FID-7_120917A				SeqNo: 2946556		Prep Date: 9/17/2012		DF: 1
Analyte	Result	PQL	SPK Val	SPK Ref Value	%REC	Control Limit	RPD Ref Value	%RPD	RPD Limit	Qual
DRO (>C10 - C28)	32.29	1.7	33.3	0	97	70-130	0			
<i>Surr: 2-Fluorobiphenyl</i>	3.127	0	3.3	0	94.8	60-135	0			

MS		Sample ID: 1209409-04CMS				Units: mg/Kg		Analysis Date: 9/17/2012 12:56 PM		
Client ID:		Run ID: FID-7_120917A				SeqNo: 2946558		Prep Date: 9/17/2012		DF: 1
Analyte	Result	PQL	SPK Val	SPK Ref Value	%REC	Control Limit	RPD Ref Value	%RPD	RPD Limit	Qual
DRO (>C10 - C28)	31.08	1.7	33.21	1.092	90.3	70-130	0			
<i>Surr: 2-Fluorobiphenyl</i>	2.835	0	3.291	0	86.1	60-135	0			

MSD		Sample ID: 1209409-04CMSD				Units: mg/Kg		Analysis Date: 9/17/2012 01:17 PM		
Client ID:		Run ID: FID-7_120917A				SeqNo: 2946559		Prep Date: 9/17/2012		DF: 1
Analyte	Result	PQL	SPK Val	SPK Ref Value	%REC	Control Limit	RPD Ref Value	%RPD	RPD Limit	Qual
DRO (>C10 - C28)	33.7	1.7	33.21	1.092	98.2	70-130	31.08	8.1	30	
<i>Surr: 2-Fluorobiphenyl</i>	3.012	0	3.291	0	91.5	60-135	2.835	6.08	30	

The following samples were analyzed in this batch:

1209366-01A	1209366-04A	1209366-06A
1209366-08A	1209366-10A	1209366-11A
1209366-13A	1209366-16A	

Note: See Qualifiers Page for a list of Qualifiers and their explanation.

Client: Olsson Associates
 Work Order: 1209366
 Project: Levison 32X Spill

QC BATCH REPORT

Batch ID: R135127 Instrument ID FID-9 Method: SW8015

MBLK		Sample ID: GBLKS1-120918-R135127			Units: mg/Kg			Analysis Date: 9/18/2012 11:27 AM		
Client ID:		Run ID: FID-9_120918A			SeqNo: 2945067			Prep Date:		DF: 1
Analyte	Result	PQL	SPK Val	SPK Ref Value	%REC	Control Limit	RPD Ref Value	%RPD	RPD Limit	Qual
Gasoline Range Organics	U	0.050								
<i>Surr: 4-Bromofluorobenzene</i>	0.08176	0.0050	0.1	0	81.8	70-130	0			

LCS		Sample ID: GLCSS1-120918-R135127			Units: mg/Kg			Analysis Date: 9/18/2012 10:49 AM		
Client ID:		Run ID: FID-9_120918A			SeqNo: 2945065			Prep Date:		DF: 1
Analyte	Result	PQL	SPK Val	SPK Ref Value	%REC	Control Limit	RPD Ref Value	%RPD	RPD Limit	Qual
Gasoline Range Organics	1.019	0.050	1	0	102	70-130	0			
<i>Surr: 4-Bromofluorobenzene</i>	0.08399	0.0050	0.1	0	84	70-130	0			

LCSD		Sample ID: GLCSDS1-120918-R135127			Units: mg/Kg			Analysis Date: 9/18/2012 11:08 AM		
Client ID:		Run ID: FID-9_120918A			SeqNo: 2945066			Prep Date:		DF: 1
Analyte	Result	PQL	SPK Val	SPK Ref Value	%REC	Control Limit	RPD Ref Value	%RPD	RPD Limit	Qual
Gasoline Range Organics	1.015	0.050	1	0	101	70-130	1.019	0.407	30	
<i>Surr: 4-Bromofluorobenzene</i>	0.08568	0.0050	0.1	0	85.7	70-130	0.08399	1.99	30	

MS		Sample ID: 1209409-05BMS			Units: mg/Kg			Analysis Date: 9/18/2012 01:22 PM		
Client ID:		Run ID: FID-9_120918A			SeqNo: 2945351			Prep Date:		DF: 1
Analyte	Result	PQL	SPK Val	SPK Ref Value	%REC	Control Limit	RPD Ref Value	%RPD	RPD Limit	Qual
Gasoline Range Organics	1.02	0.050	1	0	102	70-130	0			
<i>Surr: 4-Bromofluorobenzene</i>	0.08534	0.0050	0.1	0	85.3	70-130	0			

MSD		Sample ID: 1209409-05BMSD			Units: mg/Kg			Analysis Date: 9/18/2012 01:42 PM		
Client ID:		Run ID: FID-9_120918A			SeqNo: 2945352			Prep Date:		DF: 1
Analyte	Result	PQL	SPK Val	SPK Ref Value	%REC	Control Limit	RPD Ref Value	%RPD	RPD Limit	Qual
Gasoline Range Organics	1.029	0.050	1	0	103	70-130	1.02	0.876	30	
<i>Surr: 4-Bromofluorobenzene</i>	0.08344	0.0050	0.1	0	83.4	70-130	0.08534	2.25	30	

The following samples were analyzed in this batch:

1209366-01A	1209366-04A	1209366-06A
1209366-08A	1209366-10A	1209366-11A
1209366-13A	1209366-16A	

Note: See Qualifiers Page for a list of Qualifiers and their explanation.

Client: Olsson Associates
Work Order: 1209366
Project: Levison 32X Spill

QC BATCH REPORT

Batch ID: **64258** Instrument ID **ICPMS05** Method: **SW6020**

MBLK Sample ID: **MBLKS1-091812-64258** Units: **mg/Kg** Analysis Date: **9/18/2012 01:54 PM**

Client ID: Run ID: **ICPMS05_120918A** SeqNo: **2945413** Prep Date: **9/18/2012** DF: **1**

Analyte	Result	PQL	SPK Val	SPK Ref Value	%REC	Control Limit	RPD Ref Value	%RPD	RPD Limit	Qual
Arsenic	U	0.50								
Barium	U	0.50								
Cadmium	U	0.50								
Chromium	U	0.50								
Lead	U	0.50								
Nickel	U	0.50								
Selenium	U	0.50								
Silver	U	0.50								

MBLK Sample ID: **MBLKS1-091812-64258** Units: **mg/Kg** Analysis Date: **9/18/2012 03:54 PM**

Client ID: Run ID: **ICPMS05_120918A** SeqNo: **2945743** Prep Date: **9/18/2012** DF: **1**

Analyte	Result	PQL	SPK Val	SPK Ref Value	%REC	Control Limit	RPD Ref Value	%RPD	RPD Limit	Qual
Copper	U	0.50								
Zinc	U	0.50								

LCS Sample ID: **MLCSS1-091812-64258** Units: **mg/Kg** Analysis Date: **9/18/2012 01:57 PM**

Client ID: Run ID: **ICPMS05_120918A** SeqNo: **2945414** Prep Date: **9/18/2012** DF: **1**

Analyte	Result	PQL	SPK Val	SPK Ref Value	%REC	Control Limit	RPD Ref Value	%RPD	RPD Limit	Qual
Arsenic	9.479	0.50	10	0	94.8	80-120	0			
Barium	9.551	0.50	10	0	95.5	80-120	0			
Cadmium	9.716	0.50	10	0	97.2	80-120	0			
Chromium	9.54	0.50	10	0	95.4	80-120	0			
Copper	10.69	0.50	10	0	107	80-120	0			
Lead	9.551	0.50	10	0	95.5	80-120	0			
Nickel	9.596	0.50	10	0	96	80-120	0			
Selenium	9.385	0.50	10	0	93.8	80-120	0			
Silver	9.326	0.50	10	0	93.3	80-120	0			
Zinc	9.543	0.50	10	0	95.4	80-120	0			

Note: See Qualifiers Page for a list of Qualifiers and their explanation.

Client: Olsson Associates
 Work Order: 1209366
 Project: Levison 32X Spill

QC BATCH REPORT

Batch ID: **64258** Instrument ID **ICPMS05** Method: **SW6020**

MS				Sample ID: 1209366-07AMS			Units: mg/Kg		Analysis Date: 9/18/2012 02:22 PM		
Client ID: LEVI32X-BG4				Run ID: ICPMS05_120918A			SeqNo: 2945425		Prep Date: 9/18/2012		DF: 1
Analyte	Result	PQL	SPK Val	SPK Ref Value	%REC	Control Limit	RPD Ref Value	%RPD	RPD Limit	Qual	
Arsenic	13.67	0.47	9.405	5.978	81.8	75-125	0				
Barium	155.8	0.47	9.405	154.2	17.1	75-125	0			SO	
Cadmium	7.973	0.47	9.405	0.3075	81.5	75-125	0				
Chromium	17.64	0.47	9.405	9.238	89.3	75-125	0				
Copper	21.82	0.47	9.405	14.67	76	75-125	0				
Lead	22.84	0.47	9.405	15.26	80.6	75-125	0				
Nickel	23.31	0.47	9.405	15.88	79	75-125	0				
Selenium	8.641	0.47	9.405	1.018	81.1	75-125	0				
Silver	7.663	0.47	9.405	0.06674	80.8	75-125	0				
Zinc	79.45	0.47	9.405	71.69	82.5	75-125	0			O	

MSD				Sample ID: 1209366-07AMSD			Units: mg/Kg		Analysis Date: 9/18/2012 02:25 PM		
Client ID: LEVI32X-BG4				Run ID: ICPMS05_120918A			SeqNo: 2945426		Prep Date: 9/18/2012		DF: 1
Analyte	Result	PQL	SPK Val	SPK Ref Value	%REC	Control Limit	RPD Ref Value	%RPD	RPD Limit	Qual	
Arsenic	13.4	0.47	9.326	5.978	79.6	75-125	13.67	1.99	25		
Barium	168.8	0.47	9.326	154.2	157	75-125	155.8	8	25	SEO	
Cadmium	8.131	0.47	9.326	0.3075	83.9	75-125	7.973	1.96	25		
Chromium	17.49	0.47	9.326	9.238	88.5	75-125	17.64	0.827	25		
Copper	21.27	0.47	9.326	14.67	70.8	75-125	21.82	2.53	25	S	
Lead	23.47	0.47	9.326	15.26	88	75-125	22.84	2.7	25		
Nickel	23.14	0.47	9.326	15.88	77.9	75-125	23.31	0.701	25		
Selenium	10	0.47	9.326	1.018	96.3	75-125	8.641	14.6	25		
Silver	7.737	0.47	9.326	0.06674	82.2	75-125	7.663	0.965	25		
Zinc	78.97	0.47	9.326	71.69	78	75-125	79.45	0.61	25	O	

DUP				Sample ID: 1209366-07ADUP			Units: mg/Kg		Analysis Date: 9/18/2012 02:15 PM		
Client ID: LEVI32X-BG4				Run ID: ICPMS05_120918A			SeqNo: 2945422		Prep Date: 9/18/2012		DF: 1
Analyte	Result	PQL	SPK Val	SPK Ref Value	%REC	Control Limit	RPD Ref Value	%RPD	RPD Limit	Qual	
Arsenic	6.239	0.48	0	0	0	0-0	5.978	4.26	25		
Barium	151.5	0.48	0	0	0	0-0	154.2	1.76	25		
Cadmium	0.2676	0.48	0	0	0	0-0	0.3075	0	25	J	
Chromium	9.556	0.48	0	0	0	0-0	9.238	3.39	25		
Copper	14.54	0.48	0	0	0	0-0	14.67	0.909	25		
Lead	15.65	0.48	0	0	0	0-0	15.26	2.49	25		
Nickel	16.57	0.48	0	0	0	0-0	15.88	4.27	25		
Selenium	1.163	0.48	0	0	0	0-0	1.018	13.2	25		
Silver	U	0.48	0	0	0	0-0	0.06674	0	25		
Zinc	74.43	0.48	0	0	0	0-0	71.69	3.75	25		

Note: See Qualifiers Page for a list of Qualifiers and their explanation.

Client: Olsson Associates
Work Order: 1209366
Project: Levison 32X Spill

QC BATCH REPORT

Batch ID: **64258** Instrument ID **ICPMS05** Method: **SW6020**

The following samples were analyzed in this batch:

1209366-01A	1209366-02A	1209366-03A
1209366-04A	1209366-05A	1209366-06A
1209366-07A	1209366-08A	1209366-09A
1209366-10A	1209366-11A	1209366-12A
1209366-13A	1209366-14A	1209366-15A
1209366-16A		

Note: See Qualifiers Page for a list of Qualifiers and their explanation.

Client: Olsson Associates
 Work Order: 1209366
 Project: Levison 32X Spill

QC BATCH REPORT

Batch ID: **64282** Instrument ID **ICP7500** Method: **La29B-6020**

MBLK Sample ID: **BLK-091812 SAR-64282** Units: **mg/L** Analysis Date: **9/19/2012 08:28 PM**

Client ID: Run ID: **ICP7500_120919A** SeqNo: **2947860** Prep Date: **9/18/2012** DF: **1**

Analyte	Result	PQL	SPK Val	SPK Ref Value	%REC	Control Limit	RPD Ref Value	%RPD	RPD Limit	Qual
Calcium	U	0.50								
Magnesium	U	0.50								
Sodium	U	0.50								

LCS Sample ID: **LCS-091812 SAR-64282** Units: **mg/L** Analysis Date: **9/19/2012 08:33 PM**

Client ID: Run ID: **ICP7500_120919A** SeqNo: **2947862** Prep Date: **9/18/2012** DF: **1**

Analyte	Result	PQL	SPK Val	SPK Ref Value	%REC	Control Limit	RPD Ref Value	%RPD	RPD Limit	Qual
Calcium	4.614	0.50	5	0	92.3	80-120	0			
Magnesium	4.643	0.50	5	0	92.9	80-120	0			
Sodium	4.621	0.50	5	0	92.4	80-120	0			

DUP Sample ID: **1209409-05DDUP** Units: **mg/L** Analysis Date: **9/19/2012 10:10 PM**

Client ID: Run ID: **ICP7500_120919A** SeqNo: **2947903** Prep Date: **9/18/2012** DF: **50**

Analyte	Result	PQL	SPK Val	SPK Ref Value	%REC	Control Limit	RPD Ref Value	%RPD	RPD Limit	Qual
Calcium	76.66	25	0	0	0		84.09	9.24	30	
Magnesium	47.84	25	0	0	0		51.42	7.21	30	
Sodium	633.7	25	0	0	0		687	8.07	30	

The following samples were analyzed in this batch:

1209366-01B	1209366-02B	1209366-04B
1209366-06B	1209366-08B	1209366-10B
1209366-11B	1209366-13B	1209366-16B

Note: See Qualifiers Page for a list of Qualifiers and their explanation.

Client: Olsson Associates
Work Order: 1209366
Project: Levison 32X Spill

QC BATCH REPORT

Batch ID: **64282A** Instrument ID **MISC-Metals** Method: **La29B SAR**

DUP Sample ID: **1209409-05DDUP** Units: **meq/meq** Analysis Date: **9/20/2012**
 Client ID: Run ID: **MISC-METALS_120920** SeqNo: **2949421** Prep Date: **9/18/2012** DF: **1**

Analyte	Result	PQL	SPK Val	SPK Ref Value	%REC	Control Limit	RPD Ref Value	%RPD	RPD Limit	Qual
Sodium Adsorption Ratio	14	0.010	0	0	0		14.56	3.92	30	

The following samples were analyzed in this batch:

1209366-01B	1209366-02B	1209366-04B
1209366-06B	1209366-08B	1209366-10B
1209366-11B	1209366-13B	1209366-16B

Note: See Qualifiers Page for a list of Qualifiers and their explanation.

Client: Olsson Associates
 Work Order: 1209366
 Project: Levison 32X Spill

QC BATCH REPORT

Batch ID: **64353** Instrument ID **HG02** Method: **SW7471A**

MBLK	Sample ID: GBLKS1-092112-64353					Units: µg/Kg	Analysis Date: 9/21/2012 01:23 PM				
Client ID:	Run ID: HG02_120921A					SeqNo: 2950814	Prep Date: 9/21/2012	DF: 1			
Analyte	Result	PQL	SPK Val	SPK Ref Value	%REC	Control Limit	RPD Ref Value	%RPD	RPD Limit	Qual	
Mercury	U	3.3									

LCS	Sample ID: GLCSS1-092112-64353					Units: µg/Kg	Analysis Date: 9/21/2012 01:25 PM				
Client ID:	Run ID: HG02_120921A					SeqNo: 2950815	Prep Date: 9/21/2012	DF: 1			
Analyte	Result	PQL	SPK Val	SPK Ref Value	%REC	Control Limit	RPD Ref Value	%RPD	RPD Limit	Qual	
Mercury	326.7	3.3	333.3	0	98	85-115	0				

MS	Sample ID: 1209467-01BMS					Units: µg/Kg	Analysis Date: 9/21/2012 01:35 PM				
Client ID:	Run ID: HG02_120921A					SeqNo: 2950818	Prep Date: 9/21/2012	DF: 1			
Analyte	Result	PQL	SPK Val	SPK Ref Value	%REC	Control Limit	RPD Ref Value	%RPD	RPD Limit	Qual	
Mercury	349.2	3.6	357.8	52.18	83	85-115	0			S	

MSD	Sample ID: 1209467-01BMSD					Units: µg/Kg	Analysis Date: 9/21/2012 01:37 PM				
Client ID:	Run ID: HG02_120921A					SeqNo: 2950819	Prep Date: 9/21/2012	DF: 1			
Analyte	Result	PQL	SPK Val	SPK Ref Value	%REC	Control Limit	RPD Ref Value	%RPD	RPD Limit	Qual	
Mercury	369.2	3.6	358.4	52.18	88.4	85-115	349.2	5.56	20		

DUP	Sample ID: 1209467-01BDUP					Units: µg/Kg	Analysis Date: 9/21/2012 01:33 PM				
Client ID:	Run ID: HG02_120921A					SeqNo: 2950817	Prep Date: 9/21/2012	DF: 1			
Analyte	Result	PQL	SPK Val	SPK Ref Value	%REC	Control Limit	RPD Ref Value	%RPD	RPD Limit	Qual	
Mercury	48.72	3.6	0	0	0		52.18	6.85	20		

The following samples were analyzed in this batch:

1209366-01A	1209366-02A	1209366-04A
1209366-06A	1209366-08A	1209366-10A
1209366-11A	1209366-13A	1209366-16A

Note: See Qualifiers Page for a list of Qualifiers and their explanation.

Client: Olsson Associates
 Work Order: 1209366
 Project: Levison 32X Spill

QC BATCH REPORT

Batch ID: **64238** Instrument ID **SV-6** Method: **SW8270**

MBLK Sample ID: **SBLKS1-120917-64238** Units: **µg/Kg** Analysis Date: **9/18/2012 02:30 PM**

Client ID: Run ID: **SV-6_120917B** SeqNo: **2949321** Prep Date: **9/17/2012** DF: **1**

Analyte	Result	PQL	SPK Val	SPK Ref Value	%REC	Control Limit	RPD Ref Value	%RPD	RPD Limit	Qual
Acenaphthene	U	6.6								
Anthracene	U	6.6								
Benz(a)anthracene	U	6.6								
Benzo(a)pyrene	U	6.6								
Benzo(b)fluoranthene	U	6.6								
Benzo(k)fluoranthene	U	6.6								
Chrysene	U	6.6								
Dibenz(a,h)anthracene	U	6.6								
Fluoranthene	U	6.6								
Fluorene	U	6.6								
Indeno(1,2,3-cd)pyrene	U	6.6								
Naphthalene	U	6.6								
Pyrene	U	6.6								
<i>Surr: 2-Fluorobiphenyl</i>	142.6	6.6	166.7	0	85.5	43-125	0			
<i>Surr: 4-Terphenyl-d14</i>	178.2	6.6	166.7	0	107	32-125	0			
<i>Surr: Nitrobenzene-d5</i>	135.2	6.6	166.7	0	81.1	37-125	0			

LCS Sample ID: **SLCSS1-120917-64238** Units: **µg/Kg** Analysis Date: **9/18/2012 02:50 PM**

Client ID: Run ID: **SV-6_120917B** SeqNo: **2949322** Prep Date: **9/17/2012** DF: **1**

Analyte	Result	PQL	SPK Val	SPK Ref Value	%REC	Control Limit	RPD Ref Value	%RPD	RPD Limit	Qual
Acenaphthene	127.1	6.6	166.7	0	76.3	50-120	0			
Anthracene	155	6.6	166.7	0	93	50-123	0			
Benz(a)anthracene	152.4	6.6	166.7	0	91.4	50-131	0			
Benzo(a)pyrene	148.5	6.6	166.7	0	89.1	50-130	0			
Benzo(b)fluoranthene	175.3	6.6	166.7	0	105	50-137	0			
Benzo(k)fluoranthene	164.7	6.6	166.7	0	98.8	50-143	0			
Chrysene	153.1	6.6	166.7	0	91.9	50-130	0			
Dibenz(a,h)anthracene	160.3	6.6	166.7	0	96.2	50-130	0			
Fluoranthene	155.8	6.6	166.7	0	93.5	50-131	0			
Fluorene	150.4	6.6	166.7	0	90.2	50-125	0			
Indeno(1,2,3-cd)pyrene	162.6	6.6	166.7	0	97.5	45-139	0			
Naphthalene	145.8	6.6	166.7	0	87.5	50-125	0			
Pyrene	141.4	6.6	166.7	0	84.9	45-130	0			
<i>Surr: 2-Fluorobiphenyl</i>	155	6.6	166.7	0	93	43-125	0			
<i>Surr: 4-Terphenyl-d14</i>	173	6.6	166.7	0	104	32-125	0			
<i>Surr: Nitrobenzene-d5</i>	137.5	6.6	166.7	0	82.5	37-125	0			

Note: See Qualifiers Page for a list of Qualifiers and their explanation.

Client: Olsson Associates
 Work Order: 1209366
 Project: Levison 32X Spill

QC BATCH REPORT

Batch ID: **64238** Instrument ID **SV-6** Method: **SW8270**

MS				Sample ID: 1209409-01CMS			Units: µg/Kg		Analysis Date: 9/19/2012 09:01 PM		
Client ID:				Run ID: SV-6_120917B			SeqNo: 2949423		Prep Date: 9/17/2012		DF: 1
Analyte	Result	PQL	SPK Val	SPK Ref Value	%REC	Control Limit	RPD Ref Value	%RPD	RPD Limit	Qual	
Acenaphthene	128.9	6.6	166.6	0	77.4	50-120	0				
Anthracene	151.1	6.6	166.6	0	90.7	50-123	0				
Benz(a)anthracene	151	6.6	166.6	0	90.7	50-131	0				
Benzo(a)pyrene	161.5	6.6	166.6	0	97	50-130	0				
Benzo(b)fluoranthene	163.6	6.6	166.6	0	98.2	50-137	0				
Benzo(k)fluoranthene	156	6.6	166.6	0	93.6	50-143	0				
Chrysene	150.8	6.6	166.6	0	90.5	50-130	0				
Dibenz(a,h)anthracene	173.3	6.6	166.6	0	104	50-130	0				
Fluoranthene	154.9	6.6	166.6	0	93	50-131	0				
Fluorene	139.4	6.6	166.6	1.854	82.6	50-125	0				
Indeno(1,2,3-cd)pyrene	161.3	6.6	166.6	0	96.9	45-139	0				
Naphthalene	144.1	6.6	166.6	0	86.5	50-125	0				
Pyrene	143.7	6.6	166.6	0	86.3	45-130	0				
<i>Surr: 2-Fluorobiphenyl</i>	152.3	6.6	166.6	0	91.5	43-125	0				
<i>Surr: 4-Terphenyl-d14</i>	168.6	6.6	166.6	0	101	32-125	0				
<i>Surr: Nitrobenzene-d5</i>	141.6	6.6	166.6	0	85	37-125	0				

MSD				Sample ID: 1209409-01CMSD			Units: µg/Kg		Analysis Date: 9/19/2012 09:21 PM		
Client ID:				Run ID: SV-6_120917B			SeqNo: 2949425		Prep Date: 9/17/2012		DF: 1
Analyte	Result	PQL	SPK Val	SPK Ref Value	%REC	Control Limit	RPD Ref Value	%RPD	RPD Limit	Qual	
Acenaphthene	115.2	6.6	166.5	0	69.2	50-120	128.9	11.2	30		
Anthracene	140.1	6.6	166.5	0	84.1	50-123	151.1	7.61	30		
Benz(a)anthracene	140	6.6	166.5	0	84.1	50-131	151	7.57	30		
Benzo(a)pyrene	146.1	6.6	166.5	0	87.8	50-130	161.5	9.99	30		
Benzo(b)fluoranthene	147.3	6.6	166.5	0	88.5	50-137	163.6	10.5	30		
Benzo(k)fluoranthene	142	6.6	166.5	0	85.3	50-143	156	9.41	30		
Chrysene	138	6.6	166.5	0	82.9	50-130	150.8	8.82	30		
Dibenz(a,h)anthracene	157.2	6.6	166.5	0	94.4	50-130	173.3	9.75	30		
Fluoranthene	143.4	6.6	166.5	0	86.1	50-131	154.9	7.71	30		
Fluorene	130.7	6.6	166.5	1.854	77.4	50-125	139.4	6.41	30		
Indeno(1,2,3-cd)pyrene	147.4	6.6	166.5	0	88.5	45-139	161.3	9.03	30		
Naphthalene	139.2	6.6	166.5	0	83.6	50-125	144.1	3.43	30		
Pyrene	130	6.6	166.5	0	78.1	45-130	143.7	10	30		
<i>Surr: 2-Fluorobiphenyl</i>	142.6	6.6	166.5	0	85.6	43-125	152.3	6.6	30		
<i>Surr: 4-Terphenyl-d14</i>	154.5	6.6	166.5	0	92.8	32-125	168.6	8.74	30		
<i>Surr: Nitrobenzene-d5</i>	139.1	6.6	166.5	0	83.6	37-125	141.6	1.75	30		

The following samples were analyzed in this batch:

1209366-01A	1209366-04A	1209366-06A
1209366-08A	1209366-10A	1209366-11A
1209366-13A	1209366-16A	

Note: See Qualifiers Page for a list of Qualifiers and their explanation.

Client: Olsson Associates
 Work Order: 1209366
 Project: Levison 32X Spill

QC BATCH REPORT

Batch ID: R134765 Instrument ID VOA3 Method: SW8260

MBLK		Sample ID: VBLKS1-091212-R134765			Units: µg/Kg			Analysis Date: 9/12/2012 09:44 AM		
Client ID:		Run ID: VOA3_120912A			SeqNo: 2937025		Prep Date:		DF: 1	
Analyte	Result	PQL	SPK Val	SPK Ref Value	%REC	Control Limit	RPD Ref Value	%RPD	RPD Limit	Qual
Benzene	U	5.0								
Ethylbenzene	U	5.0								
m,p-Xylene	U	10								
o-Xylene	U	5.0								
Toluene	U	5.0								
Xylenes, Total	U	15								
<i>Surr: 1,2-Dichloroethane-d4</i>	42.5	0	50	0	85	70-128	0			
<i>Surr: 4-Bromofluorobenzene</i>	48.74	0	50	0	97.5	73-126	0			
<i>Surr: Dibromofluoromethane</i>	46.18	0	50	0	92.4	71-128	0			
<i>Surr: Toluene-d8</i>	50.88	0	50	0	102	73-127	0			

LCS		Sample ID: VLCSS1-091212-R134765			Units: µg/Kg			Analysis Date: 9/12/2012 08:25 AM		
Client ID:		Run ID: VOA3_120912A			SeqNo: 2937023		Prep Date:		DF: 1	
Analyte	Result	PQL	SPK Val	SPK Ref Value	%REC	Control Limit	RPD Ref Value	%RPD	RPD Limit	Qual
Benzene	51.82	5.0	50	0	104	79-120	0			
Ethylbenzene	52.05	5.0	50	0	104	80-122	0			
m,p-Xylene	102.7	10	100	0	103	79-122	0			
o-Xylene	51.28	5.0	50	0	103	80-123	0			
Toluene	52.93	5.0	50	0	106	79-120	0			
Xylenes, Total	154	15	150	0	103	80-120	0			
<i>Surr: 1,2-Dichloroethane-d4</i>	48.06	0	50	0	96.1	70-128	0			
<i>Surr: 4-Bromofluorobenzene</i>	48.57	0	50	0	97.1	73-126	0			
<i>Surr: Dibromofluoromethane</i>	50.29	0	50	0	101	71-128	0			
<i>Surr: Toluene-d8</i>	51.06	0	50	0	102	73-127	0			

LCSD		Sample ID: VLCSDS1-091212-R134765			Units: µg/Kg			Analysis Date: 9/12/2012 08:51 AM		
Client ID:		Run ID: VOA3_120912A			SeqNo: 2937024		Prep Date:		DF: 1	
Analyte	Result	PQL	SPK Val	SPK Ref Value	%REC	Control Limit	RPD Ref Value	%RPD	RPD Limit	Qual
Benzene	56.6	5.0	50	0	113	79-120	51.82	8.83	30	
Ethylbenzene	55.05	5.0	50	0	110	80-122	52.05	5.6	30	
m,p-Xylene	108.4	10	100	0	108	79-122	102.7	5.36	30	
o-Xylene	54.36	5.0	50	0	109	80-123	51.28	5.84	30	
Toluene	56.29	5.0	50	0	113	79-120	52.93	6.14	30	
Xylenes, Total	162.8	15	150	0	109	80-120	154	5.52	30	
<i>Surr: 1,2-Dichloroethane-d4</i>	45.97	0	50	0	91.9	70-128	48.06	4.45	30	
<i>Surr: 4-Bromofluorobenzene</i>	49.41	0	50	0	98.8	73-126	48.57	1.71	30	
<i>Surr: Dibromofluoromethane</i>	47.72	0	50	0	95.4	71-128	50.29	5.26	30	
<i>Surr: Toluene-d8</i>	51.19	0	50	0	102	73-127	51.06	0.245	30	

Note: See Qualifiers Page for a list of Qualifiers and their explanation.

Client: Olsson Associates
 Work Order: 1209366
 Project: Levison 32X Spill

QC BATCH REPORT

Batch ID: R134765 Instrument ID VOA3 Method: SW8260

MS				Sample ID: 1209284-01AMS			Units: µg/Kg		Analysis Date: 9/12/2012 11:33 AM		
Client ID:				Run ID: VOA3_120912A			SeqNo: 2937299		Prep Date:		DF: 1
Analyte	Result	PQL	SPK Val	SPK Ref Value	%REC	Control Limit	RPD Ref Value	%RPD	RPD Limit	Qual	
Benzene	43.88	5.0	50	0	87.8	79-120	0				
Ethylbenzene	44.27	5.0	50	0	88.5	80-122	0				
m,p-Xylene	89.35	10	100	0	89.4	79-122	0				
o-Xylene	44.66	5.0	50	0	89.3	80-123	0				
Toluene	44.87	5.0	50	0	89.7	79-120	0				
Xylenes, Total	134	15	150	0	89.3	80-120	0				
<i>Surr: 1,2-Dichloroethane-d4</i>	42.54	0	50	0	85.1	70-128	0				
<i>Surr: 4-Bromofluorobenzene</i>	49.88	0	50	0	99.8	73-126	0				
<i>Surr: Dibromofluoromethane</i>	45.53	0	50	0	91.1	71-128	0				
<i>Surr: Toluene-d8</i>	49.58	0	50	0	99.2	73-127	0				

MSD				Sample ID: 1209284-01AMSD			Units: µg/Kg		Analysis Date: 9/12/2012 12:00 PM		
Client ID:				Run ID: VOA3_120912A			SeqNo: 2937300		Prep Date:		DF: 1
Analyte	Result	PQL	SPK Val	SPK Ref Value	%REC	Control Limit	RPD Ref Value	%RPD	RPD Limit	Qual	
Benzene	46.77	5.0	50	0	93.5	79-120	43.88	6.38	30		
Ethylbenzene	50.13	5.0	50	0	100	80-122	44.27	12.4	30		
m,p-Xylene	97.44	10	100	0	97.4	79-122	89.35	8.66	30		
o-Xylene	49.21	5.0	50	0	98.4	80-123	44.66	9.7	30		
Toluene	49.97	5.0	50	0	99.9	79-120	44.87	10.7	30		
Xylenes, Total	146.6	15	150	0	97.8	80-120	134	9.01	30		
<i>Surr: 1,2-Dichloroethane-d4</i>	44.36	0	50	0	88.7	70-128	42.54	4.21	30		
<i>Surr: 4-Bromofluorobenzene</i>	49.97	0	50	0	99.9	73-126	49.88	0.167	30		
<i>Surr: Dibromofluoromethane</i>	48.82	0	50	0	97.6	71-128	45.53	6.96	30		
<i>Surr: Toluene-d8</i>	50.74	0	50	0	101	73-127	49.58	2.32	30		

The following samples were analyzed in this batch:

1209366-04A	1209366-06A	1209366-08A
1209366-10A	1209366-11A	

Note: See Qualifiers Page for a list of Qualifiers and their explanation.

Client: Olsson Associates
 Work Order: 1209366
 Project: Levison 32X Spill

QC BATCH REPORT

Batch ID: R134839 Instrument ID VOA3 Method: SW8260

MBLK		Sample ID: VBLKS1-091312-R134839			Units: µg/Kg			Analysis Date: 9/13/2012 10:09 AM		
Client ID:		Run ID: VOA3_120913A			SeqNo: 2938929		Prep Date:		DF: 1	
Analyte	Result	PQL	SPK Val	SPK Ref Value	%REC	Control Limit	RPD Ref Value	%RPD	RPD Limit	Qual
Benzene	U	5.0								
Ethylbenzene	U	5.0								
m,p-Xylene	U	10								
o-Xylene	U	5.0								
Toluene	U	5.0								
Xylenes, Total	U	15								
<i>Surr: 1,2-Dichloroethane-d4</i>	42.47	0	50	0	84.9	70-128	0			
<i>Surr: 4-Bromofluorobenzene</i>	47.93	0	50	0	95.9	73-126	0			
<i>Surr: Dibromofluoromethane</i>	47.49	0	50	0	95	71-128	0			
<i>Surr: Toluene-d8</i>	50.01	0	50	0	100	73-127	0			

LCS		Sample ID: VLCSS1-091312-R134839			Units: µg/Kg			Analysis Date: 9/13/2012 08:50 AM		
Client ID:		Run ID: VOA3_120913A			SeqNo: 2938923		Prep Date:		DF: 1	
Analyte	Result	PQL	SPK Val	SPK Ref Value	%REC	Control Limit	RPD Ref Value	%RPD	RPD Limit	Qual
Benzene	58.35	5.0	50	0	117	79-120	0			
Ethylbenzene	56.08	5.0	50	0	112	80-122	0			
m,p-Xylene	111.2	10	100	0	111	79-122	0			
o-Xylene	54.78	5.0	50	0	110	80-123	0			
Toluene	54.59	5.0	50	0	109	79-120	0			
Xylenes, Total	166	15	150	0	111	80-120	0			
<i>Surr: 1,2-Dichloroethane-d4</i>	47.13	0	50	0	94.3	70-128	0			
<i>Surr: 4-Bromofluorobenzene</i>	48.6	0	50	0	97.2	73-126	0			
<i>Surr: Dibromofluoromethane</i>	49.88	0	50	0	99.8	71-128	0			
<i>Surr: Toluene-d8</i>	48.62	0	50	0	97.2	73-127	0			

LCSD		Sample ID: VLCSDS1-091312-R134839			Units: µg/Kg			Analysis Date: 9/13/2012 09:16 AM		
Client ID:		Run ID: VOA3_120913A			SeqNo: 2938925		Prep Date:		DF: 1	
Analyte	Result	PQL	SPK Val	SPK Ref Value	%REC	Control Limit	RPD Ref Value	%RPD	RPD Limit	Qual
Benzene	55.49	5.0	50	0	111	79-120	58.35	5.04	30	
Ethylbenzene	54.24	5.0	50	0	108	80-122	56.08	3.33	30	
m,p-Xylene	108.5	10	100	0	108	79-122	111.2	2.45	30	
o-Xylene	53.64	5.0	50	0	107	80-123	54.78	2.11	30	
Toluene	53.22	5.0	50	0	106	79-120	54.59	2.55	30	
Xylenes, Total	162.1	15	150	0	108	80-120	166	2.34	30	
<i>Surr: 1,2-Dichloroethane-d4</i>	44.84	0	50	0	89.7	70-128	47.13	4.98	30	
<i>Surr: 4-Bromofluorobenzene</i>	49.88	0	50	0	99.8	73-126	48.6	2.6	30	
<i>Surr: Dibromofluoromethane</i>	49.09	0	50	0	98.2	71-128	49.88	1.6	30	
<i>Surr: Toluene-d8</i>	50.23	0	50	0	100	73-127	48.62	3.25	30	

Note: See Qualifiers Page for a list of Qualifiers and their explanation.

Client: Olsson Associates
 Work Order: 1209366
 Project: Levison 32X Spill

QC BATCH REPORT

Batch ID: R134839 Instrument ID VOA3 Method: SW8260

MS		Sample ID: 1209374-05AMS			Units: µg/Kg			Analysis Date: 9/13/2012 11:55 AM		
Client ID:		Run ID: VOA3_120913A			SeqNo: 2939197		Prep Date:		DF: 1	
Analyte	Result	PQL	SPK Val	SPK Ref Value	%REC	Control Limit	RPD Ref Value	%RPD	RPD Limit	Qual
Benzene	66.37	5.0	50	0	133	79-120	0			S
Ethylbenzene	66.48	5.0	50	0	133	80-122	0			S
m,p-Xylene	131.4	10	100	0	131	79-122	0			S
o-Xylene	64.81	5.0	50	0	130	80-123	0			S
Toluene	63.15	5.0	50	0	126	79-120	0			S
Xylenes, Total	196.2	15	150	0	131	80-120	0			S
<i>Surr: 1,2-Dichloroethane-d4</i>	43.81	0	50	0	87.6	70-128	0			
<i>Surr: 4-Bromofluorobenzene</i>	49.95	0	50	0	99.9	73-126	0			
<i>Surr: Dibromofluoromethane</i>	49.51	0	50	0	99	71-128	0			
<i>Surr: Toluene-d8</i>	51.69	0	50	0	103	73-127	0			

MSD		Sample ID: 1209374-05AMSD			Units: µg/Kg			Analysis Date: 9/13/2012 12:22 PM		
Client ID:		Run ID: VOA3_120913A			SeqNo: 2939198		Prep Date:		DF: 1	
Analyte	Result	PQL	SPK Val	SPK Ref Value	%REC	Control Limit	RPD Ref Value	%RPD	RPD Limit	Qual
Benzene	58.64	5.0	50	0	117	79-120	66.37	12.4	30	
Ethylbenzene	60.87	5.0	50	0	122	80-122	66.48	8.81	30	
m,p-Xylene	121.3	10	100	0	121	79-122	131.4	8.01	30	
o-Xylene	59.26	5.0	50	0	119	80-123	64.81	8.96	30	
Toluene	58.34	5.0	50	0	117	79-120	63.15	7.92	30	
Xylenes, Total	180.5	15	150	0	120	80-120	196.2	8.32	30	S
<i>Surr: 1,2-Dichloroethane-d4</i>	42.38	0	50	0	84.8	70-128	43.81	3.33	30	
<i>Surr: 4-Bromofluorobenzene</i>	48.06	0	50	0	96.1	73-126	49.95	3.86	30	
<i>Surr: Dibromofluoromethane</i>	47.9	0	50	0	95.8	71-128	49.51	3.3	30	
<i>Surr: Toluene-d8</i>	50.78	0	50	0	102	73-127	51.69	1.78	30	

The following samples were analyzed in this batch: 1209366-13A

Note: See Qualifiers Page for a list of Qualifiers and their explanation.

Client: Olsson Associates
 Work Order: 1209366
 Project: Levison 32X Spill

QC BATCH REPORT

Batch ID: R134955 Instrument ID VOA3 Method: SW8260

MBLK		Sample ID: VBLKS1-091412-R134955			Units: µg/Kg			Analysis Date: 9/14/2012 09:50 AM		
Client ID:		Run ID: VOA3_120914A			SeqNo: 2941135		Prep Date:		DF: 1	
Analyte	Result	PQL	SPK Val	SPK Ref Value	%REC	Control Limit	RPD Ref Value	%RPD	RPD Limit	Qual
Benzene	U	5.0								
Ethylbenzene	U	5.0								
m,p-Xylene	U	10								
o-Xylene	U	5.0								
Toluene	U	5.0								
Xylenes, Total	U	15								
<i>Surr: 1,2-Dichloroethane-d4</i>	44.49	0	50	0	89	70-128	0			
<i>Surr: 4-Bromofluorobenzene</i>	48.01	0	50	0	96	73-126	0			
<i>Surr: Dibromofluoromethane</i>	46.82	0	50	0	93.6	71-128	0			
<i>Surr: Toluene-d8</i>	49.83	0	50	0	99.7	73-127	0			

LCS		Sample ID: VLCSS1-091412-R134955			Units: µg/Kg			Analysis Date: 9/14/2012 08:31 AM		
Client ID:		Run ID: VOA3_120914A			SeqNo: 2941130		Prep Date:		DF: 1	
Analyte	Result	PQL	SPK Val	SPK Ref Value	%REC	Control Limit	RPD Ref Value	%RPD	RPD Limit	Qual
Benzene	54.43	5.0	50	0	109	79-120	0			
Ethylbenzene	54.86	5.0	50	0	110	80-122	0			
m,p-Xylene	108.5	10	100	0	109	79-122	0			
o-Xylene	53.25	5.0	50	0	107	80-123	0			
Toluene	51.59	5.0	50	0	103	79-120	0			
Xylenes, Total	161.8	15	150	0	108	80-120	0			
<i>Surr: 1,2-Dichloroethane-d4</i>	43.56	0	50	0	87.1	70-128	0			
<i>Surr: 4-Bromofluorobenzene</i>	49.53	0	50	0	99.1	73-126	0			
<i>Surr: Dibromofluoromethane</i>	48.53	0	50	0	97.1	71-128	0			
<i>Surr: Toluene-d8</i>	49.04	0	50	0	98.1	73-127	0			

LCSD		Sample ID: VLCSDS1-091412-R134955			Units: µg/Kg			Analysis Date: 9/14/2012 08:58 AM		
Client ID:		Run ID: VOA3_120914A			SeqNo: 2941133		Prep Date:		DF: 1	
Analyte	Result	PQL	SPK Val	SPK Ref Value	%REC	Control Limit	RPD Ref Value	%RPD	RPD Limit	Qual
Benzene	54.68	5.0	50	0	109	79-120	54.43	0.451	30	
Ethylbenzene	56.26	5.0	50	0	113	80-122	54.86	2.52	30	
m,p-Xylene	112.3	10	100	0	112	79-122	108.5	3.41	30	
o-Xylene	55.67	5.0	50	0	111	80-123	53.25	4.43	30	
Toluene	52.82	5.0	50	0	106	79-120	51.59	2.36	30	
Xylenes, Total	168	15	150	0	112	80-120	161.8	3.75	30	
<i>Surr: 1,2-Dichloroethane-d4</i>	45.56	0	50	0	91.1	70-128	43.56	4.49	30	
<i>Surr: 4-Bromofluorobenzene</i>	50.86	0	50	0	102	73-126	49.53	2.67	30	
<i>Surr: Dibromofluoromethane</i>	49.5	0	50	0	99	71-128	48.53	1.98	30	
<i>Surr: Toluene-d8</i>	50.69	0	50	0	101	73-127	49.04	3.33	30	

Note: See Qualifiers Page for a list of Qualifiers and their explanation.

Client: Olsson Associates
 Work Order: 1209366
 Project: Levison 32X Spill

QC BATCH REPORT

Batch ID: R134955 Instrument ID VOA3 Method: SW8260

MS				Sample ID: 1209330-16AMS			Units: µg/Kg		Analysis Date: 9/14/2012 11:11 AM		
Client ID:				Run ID: VOA3_120914A			SeqNo: 2941239		Prep Date:		DF: 1
Analyte	Result	PQL	SPK Val	SPK Ref Value	%REC	Control Limit	RPD Ref Value	%RPD	RPD Limit	Qual	
Benzene	58.99	5.0	50	0	118	79-120	0				
Ethylbenzene	60.16	5.0	50	0	120	80-122	0				
m,p-Xylene	119	10	100	0	119	79-122	0				
o-Xylene	60.08	5.0	50	0	120	80-123	0				
Toluene	58.12	5.0	50	0	116	79-120	0				
Xylenes, Total	179.1	15	150	0	119	80-120	0				
Surr: 1,2-Dichloroethane-d4	42.73	0	50	0	85.5	70-128	0				
Surr: 4-Bromofluorobenzene	50.89	0	50	0	102	73-126	0				
Surr: Dibromofluoromethane	47.23	0	50	0	94.5	71-128	0				
Surr: Toluene-d8	51.54	0	50	0	103	73-127	0				

MSD				Sample ID: 1209330-16AMSD			Units: µg/Kg		Analysis Date: 9/14/2012 11:38 AM		
Client ID:				Run ID: VOA3_120914A			SeqNo: 2941240		Prep Date:		DF: 1
Analyte	Result	PQL	SPK Val	SPK Ref Value	%REC	Control Limit	RPD Ref Value	%RPD	RPD Limit	Qual	
Benzene	52.53	5.0	50	0	105	79-120	58.99	11.6	30		
Ethylbenzene	53.51	5.0	50	0	107	80-122	60.16	11.7	30		
m,p-Xylene	108.5	10	100	0	108	79-122	119	9.28	30		
o-Xylene	51.42	5.0	50	0	103	80-123	60.08	15.5	30		
Toluene	52.37	5.0	50	0	105	79-120	58.12	10.4	30		
Xylenes, Total	159.9	15	150	0	107	80-120	179.1	11.3	30		
Surr: 1,2-Dichloroethane-d4	42.54	0	50	0	85.1	70-128	42.73	0.449	30		
Surr: 4-Bromofluorobenzene	49.49	0	50	0	99	73-126	50.89	2.79	30		
Surr: Dibromofluoromethane	48.03	0	50	0	96.1	71-128	47.23	1.68	30		
Surr: Toluene-d8	50.74	0	50	0	101	73-127	51.54	1.57	30		

The following samples were analyzed in this batch: 1209366-16A

Note: See Qualifiers Page for a list of Qualifiers and their explanation.

Client: Olsson Associates
 Work Order: 1209366
 Project: Levison 32X Spill

QC BATCH REPORT

Batch ID: R135421 Instrument ID VOA3 Method: SW8260

MBLK		Sample ID: VBLKS1-092412-R135421			Units: µg/Kg			Analysis Date: 9/24/2012 09:17 AM		
Client ID:		Run ID: VOA3_120924A			SeqNo: 2952151		Prep Date:		DF: 1	
Analyte	Result	PQL	SPK Val	SPK Ref Value	%REC	Control Limit	RPD Ref Value	%RPD	RPD Limit	Qual
Benzene	U	5.0								
Ethylbenzene	U	5.0								
m,p-Xylene	U	10								
o-Xylene	U	5.0								
Toluene	U	5.0								
Xylenes, Total	U	15								
<i>Surr: 1,2-Dichloroethane-d4</i>	41.47	0	50	0	82.9	70-128	0			
<i>Surr: 4-Bromofluorobenzene</i>	48.77	0	50	0	97.5	73-126	0			
<i>Surr: Dibromofluoromethane</i>	44.22	0	50	0	88.4	71-128	0			
<i>Surr: Toluene-d8</i>	49.1	0	50	0	98.2	73-127	0			

LCS		Sample ID: VLCSS1-092412-R135421			Units: µg/Kg			Analysis Date: 9/24/2012 07:57 AM		
Client ID:		Run ID: VOA3_120924A			SeqNo: 2952149		Prep Date:		DF: 1	
Analyte	Result	PQL	SPK Val	SPK Ref Value	%REC	Control Limit	RPD Ref Value	%RPD	RPD Limit	Qual
Benzene	49.81	5.0	50	0	99.6	79-120	0			
Ethylbenzene	52.49	5.0	50	0	105	80-122	0			
m,p-Xylene	102.2	10	100	0	102	79-122	0			
o-Xylene	52.95	5.0	50	0	106	80-123	0			
Toluene	50.41	5.0	50	0	101	79-120	0			
Xylenes, Total	155.1	15	150	0	103	80-120	0			
<i>Surr: 1,2-Dichloroethane-d4</i>	44.14	0	50	0	88.3	70-128	0			
<i>Surr: 4-Bromofluorobenzene</i>	51.24	0	50	0	102	73-126	0			
<i>Surr: Dibromofluoromethane</i>	47.06	0	50	0	94.1	71-128	0			
<i>Surr: Toluene-d8</i>	50.73	0	50	0	101	73-127	0			

LCSD		Sample ID: VLCSDS1-092412-R135421			Units: µg/Kg			Analysis Date: 9/24/2012 08:24 AM		
Client ID:		Run ID: VOA3_120924A			SeqNo: 2952150		Prep Date:		DF: 1	
Analyte	Result	PQL	SPK Val	SPK Ref Value	%REC	Control Limit	RPD Ref Value	%RPD	RPD Limit	Qual
Benzene	51.68	5.0	50	0	103	79-120	49.81	3.69	30	
Ethylbenzene	52.39	5.0	50	0	105	80-122	52.49	0.181	30	
m,p-Xylene	103	10	100	0	103	79-122	102.2	0.833	30	
o-Xylene	52.47	5.0	50	0	105	80-123	52.95	0.897	30	
Toluene	51.28	5.0	50	0	103	79-120	50.41	1.72	30	
Xylenes, Total	155.5	15	150	0	104	80-120	155.1	0.246	30	
<i>Surr: 1,2-Dichloroethane-d4</i>	46.46	0	50	0	92.9	70-128	44.14	5.12	30	
<i>Surr: 4-Bromofluorobenzene</i>	50.34	0	50	0	101	73-126	51.24	1.77	30	
<i>Surr: Dibromofluoromethane</i>	47.44	0	50	0	94.9	71-128	47.06	0.791	30	
<i>Surr: Toluene-d8</i>	49.76	0	50	0	99.5	73-127	50.73	1.92	30	

Note: See Qualifiers Page for a list of Qualifiers and their explanation.

Client: Olsson Associates
 Work Order: 1209366
 Project: Levison 32X Spill

QC BATCH REPORT

Batch ID: R135421 Instrument ID VOA3 Method: SW8260

MS				Sample ID: 1209706-01AMS			Units: µg/Kg		Analysis Date: 9/24/2012 11:33 AM			
Client ID:				Run ID: VOA3_120924A			SeqNo: 2952514		Prep Date:		DF: 1	
Analyte	Result	PQL	SPK Val	SPK Ref Value	%REC	Control Limit	RPD Ref Value	%RPD	RPD Limit	Qual		
Benzene	46.02	5.0	50	0	92	79-120	0					
Ethylbenzene	41.44	5.0	50	0	82.9	80-122	0					
m,p-Xylene	79.77	10	100	0	79.8	79-122	0					
o-Xylene	40.7	5.0	50	0	81.4	80-123	0					
Toluene	44.16	5.0	50	0	88.3	79-120	0					
Xylenes, Total	120.5	15	150	0	80.3	80-120	0					
<i>Surr: 1,2-Dichloroethane-d4</i>												
	43.23	0	50	0	86.5	70-128	0					
<i>Surr: 4-Bromofluorobenzene</i>												
	49.3	0	50	0	98.6	73-126	0					
<i>Surr: Dibromofluoromethane</i>												
	46.09	0	50	0	92.2	71-128	0					
<i>Surr: Toluene-d8</i>												
	51.09	0	50	0	102	73-127	0					

MSD				Sample ID: 1209706-01AMSD			Units: µg/Kg		Analysis Date: 9/24/2012 12:01 PM			
Client ID:				Run ID: VOA3_120924A			SeqNo: 2952515		Prep Date:		DF: 1	
Analyte	Result	PQL	SPK Val	SPK Ref Value	%REC	Control Limit	RPD Ref Value	%RPD	RPD Limit	Qual		
Benzene	46.96	5.0	50	0	93.9	79-120	46.02	2.01	30			
Ethylbenzene	40.18	5.0	50	0	80.4	80-122	41.44	3.1	30			
m,p-Xylene	77.44	10	100	0	77.4	79-122	79.77	2.97	30	S		
o-Xylene	39.18	5.0	50	0	78.4	80-123	40.7	3.82	30	S		
Toluene	43.51	5.0	50	0	87	79-120	44.16	1.48	30			
Xylenes, Total	116.6	15	150	0	77.7	80-120	120.5	3.25	30	S		
<i>Surr: 1,2-Dichloroethane-d4</i>												
	42.72	0	50	0	85.4	70-128	43.23	1.18	30			
<i>Surr: 4-Bromofluorobenzene</i>												
	49.77	0	50	0	99.5	73-126	49.3	0.944	30			
<i>Surr: Dibromofluoromethane</i>												
	45.44	0	50	0	90.9	71-128	46.09	1.42	30			
<i>Surr: Toluene-d8</i>												
	50.03	0	50	0	100	73-127	51.09	2.09	30			

The following samples were analyzed in this batch:

1209366-01A

Client: Olsson Associates
Work Order: 1209366
Project: Levison 32X Spill

QC BATCH REPORT

Batch ID: **64250** Instrument ID **UV-2450** Method: **SW7196** (**Dissolve**)

MBLK	Sample ID: WBLKS1-091712-64250	Units: mg/kg				Analysis Date: 9/17/2012 03:00 PM				
Client ID:	Run ID: UV-2450_120917E	SeqNo: 2945570		Prep Date: 9/17/2012		DF: 1				
Analyte	Result	PQL	SPK Val	SPK Ref Value	%REC	Control Limit	RPD Ref Value	%RPD	RPD Limit	Qual
Chromium, Hexavalent	U	2.0								

LCS	Sample ID: WLCSS1-091712-64250	Units: mg/kg				Analysis Date: 9/17/2012 03:00 PM				
Client ID:	Run ID: UV-2450_120917E	SeqNo: 2945571		Prep Date: 9/17/2012		DF: 1				
Analyte	Result	PQL	SPK Val	SPK Ref Value	%REC	Control Limit	RPD Ref Value	%RPD	RPD Limit	Qual
Chromium, Hexavalent	8.04	2.0	10	0	80.4	80-120	0			

LCSD	Sample ID: WLCSDS1-091712-64250	Units: mg/kg				Analysis Date: 9/17/2012 03:00 PM				
Client ID:	Run ID: UV-2450_120917E	SeqNo: 2945605		Prep Date: 9/17/2012		DF: 1				
Analyte	Result	PQL	SPK Val	SPK Ref Value	%REC	Control Limit	RPD Ref Value	%RPD	RPD Limit	Qual
Chromium, Hexavalent	8.24	2.0	10	0	82.4	80-120	8.04	2.46	20	

MS	Sample ID: 1209366-10AMS	Units: mg/kg				Analysis Date: 9/17/2012 03:00 PM				
Client ID: LEVI32X-US1	Run ID: UV-2450_120917E	SeqNo: 2945583		Prep Date: 9/17/2012		DF: 1				
Analyte	Result	PQL	SPK Val	SPK Ref Value	%REC	Control Limit	RPD Ref Value	%RPD	RPD Limit	Qual
Chromium, Hexavalent	8.247	2.0	9.96	0	82.8	75-125	0			

The following samples were analyzed in this batch:

1209366-01A	1209366-02A	1209366-04A
1209366-06A	1209366-08A	1209366-10A
1209366-11A	1209366-13A	1209366-16A

Note: See Qualifiers Page for a list of Qualifiers and their explanation.

Client: Olsson Associates
Work Order: 1209366
Project: Levison 32X Spill

QC BATCH REPORT

Batch ID: **R135150** Instrument ID **WetChem** Method: **SW9045B** (**Dissolve**)

LCS Sample ID: **WLCSS2-120918-R135150** Units: **pH Units** Analysis Date: **9/18/2012 02:00 PM**

Client ID: Run ID: **WETCHEM_120918H** SeqNo: **2945631** Prep Date: DF: **1**

Analyte	Result	PQL	SPK Val	SPK Ref Value	%REC	Control Limit	RPD Ref Value	%RPD	RPD Limit	Qual
pH	6.07	0.10	6	0	101	90-110	0			

DUP Sample ID: **1209366-02BDUP** Units: **pH Units** Analysis Date: **9/18/2012 02:00 PM**

Client ID: **LEVI32X-BG1** Run ID: **WETCHEM_120918H** SeqNo: **2945642** Prep Date: DF: **1**

Analyte	Result	PQL	SPK Val	SPK Ref Value	%REC	Control Limit	RPD Ref Value	%RPD	RPD Limit	Qual
pH	7.36	0.10	0	0	0	0-0	7.38	0.271	20	

The following samples were analyzed in this batch:

1209366-01B	1209366-02B	1209366-04B
1209366-06B	1209366-08B	1209366-10B
1209366-11B	1209366-13B	1209366-16B

Note: See Qualifiers Page for a list of Qualifiers and their explanation.

Client: Olsson Associates
Work Order: 1209366
Project: Levison 32X Spill

QC BATCH REPORT

Batch ID: **R135236** Instrument ID **BALANCE1** Method: **LaDNR-29B SP (Dissolve)**

DUP Sample ID: **1209366-04BDUP** Units: % Saturation as D Analysis Date: **9/19/2012 11:45 AM**

Client ID: **LEVI32X-LS4** Run ID: **BALANCE1_120919B** SeqNo: **2947391** Prep Date: DF: **1**

Analyte	Result	PQL	SPK Val	SPK Ref Value	%REC	Control Limit	RPD Ref Value	%RPD	RPD Limit	Qual
Saturation Point	0.453	0.10	0	0	0		0.461	1.75	30	

DUP Sample ID: **1209366-16BDUP** Units: % Saturation as D Analysis Date: **9/19/2012 11:45 AM**

Client ID: **LEVI32X-US4** Run ID: **BALANCE1_120919B** SeqNo: **2947392** Prep Date: DF: **1**

Analyte	Result	PQL	SPK Val	SPK Ref Value	%REC	Control Limit	RPD Ref Value	%RPD	RPD Limit	Qual
Saturation Point	0.495	0.10	0	0	0		0.501	1.2	30	

The following samples were analyzed in this batch:

1209366-01B	1209366-02B	1209366-04B
1209366-06B	1209366-08B	1209366-10B
1209366-11B	1209366-13B	1209366-16B

Note: See Qualifiers Page for a list of Qualifiers and their explanation.

Client: Olsson Associates
 Work Order: 1209366
 Project: Levison 32X Spill

QC BATCH REPORT

Batch ID: **R135246** Instrument ID **WetChem** Method: **LaDNR-29B EC (Dissolve)**

MBLK Sample ID: **WBLKW1-091912-R135246** Units: **mmhos/cm @25°** Analysis Date: **9/19/2012 11:45 AM**

Client ID: Run ID: **WETCHEM_120919M** SeqNo: **2947537** Prep Date: DF: **1**

Analyte	Result	PQL	SPK Val	SPK Ref Value	%REC	Control Limit	RPD Ref Value	%RPD	RPD Limit	Qual
Electrical Conductivity @ saturation	U	0.010								
Electrical Conductivity, 1:1 aqueous	U	0.010								

LCS Sample ID: **WLCSW1-091912-R135246** Units: **mmhos/cm @25°** Analysis Date: **9/19/2012 11:45 AM**

Client ID: Run ID: **WETCHEM_120919M** SeqNo: **2947538** Prep Date: DF: **1**

Analyte	Result	PQL	SPK Val	SPK Ref Value	%REC	Control Limit	RPD Ref Value	%RPD	RPD Limit	Qual
Electrical Conductivity, 1:1 aqueous	1.38	0.010	1.412	0	97.7	90-110	0			

DUP Sample ID: **1209366-04BDUP** Units: **mmhos/cm @25°** Analysis Date: **9/19/2012 11:45 AM**

Client ID: **LEVI32X-LS4** Run ID: **WETCHEM_120919M** SeqNo: **2947569** Prep Date: DF: **1**

Analyte	Result	PQL	SPK Val	SPK Ref Value	%REC	Control Limit	RPD Ref Value	%RPD	RPD Limit	Qual
Electrical Conductivity @ saturation	13.89	0.010	0	0	0		13.48	3.02	20	
Electrical Conductivity, 1:1 aqueous	6.3	0.010	0	0	0		6.21	1.44	20	

DUP Sample ID: **1209366-16BDUP** Units: **mmhos/cm @25°** Analysis Date: **9/19/2012 11:45 AM**

Client ID: **LEVI32X-US4** Run ID: **WETCHEM_120919M** SeqNo: **2947574** Prep Date: DF: **1**

Analyte	Result	PQL	SPK Val	SPK Ref Value	%REC	Control Limit	RPD Ref Value	%RPD	RPD Limit	Qual
Electrical Conductivity @ saturation	70.51	0.010	0	0	0		69.47	1.48	20	
Electrical Conductivity, 1:1 aqueous	34.9	0.010	0	0	0		34.8	0.287	20	

The following samples were analyzed in this batch:

1209366-01B	1209366-02B	1209366-04B
1209366-06B	1209366-08B	1209366-10B
1209366-11B	1209366-13B	1209366-16B

Note: See Qualifiers Page for a list of Qualifiers and their explanation.

Client: Olsson Associates
Work Order: 1209366
Project: Levison 32X Spill

QC BATCH REPORT

Batch ID: **R135302** Instrument ID **Balance1** Method: **SW3550** **(Dissolve)**

DUP Sample ID: **1209419-04CDUP** Units: **wt%** Analysis Date: **9/19/2012 03:45 PM**

Client ID: Run ID: **BALANCE1_120919D** SeqNo: **2949270** Prep Date: DF: **1**

Analyte	Result	PQL	SPK Val	SPK Ref Value	%REC	Control Limit	RPD Ref Value	%RPD	RPD Limit	Qual
Percent Moisture	14.62	0.010	0	0	0	0-0	15.29	4.52	20	

The following samples were analyzed in this batch:

1209366-01B	1209366-02B	1209366-03A
1209366-04B	1209366-05A	1209366-06B
1209366-07A	1209366-08B	1209366-09A
1209366-10B	1209366-11B	1209366-12A
1209366-13B	1209366-14A	1209366-15A
1209366-16B		

Note: See Qualifiers Page for a list of Qualifiers and their explanation.

Client: Olsson Associates
 Work Order: 1209366
 Project: Levison 32X Spill

QC BATCH REPORT

Batch ID: **R135390** Instrument ID **ICS3000** Method: **SW9056** (**Dissolve**)

MBLK		Sample ID: WBLKW1-R135390			Units: mg/L			Analysis Date: 9/20/2012 04:25 PM		
Client ID:		Run ID: ICS3000_120920B			SeqNo: 2951192		Prep Date:		DF: 1	
Analyte	Result	PQL	SPK Val	SPK Ref Value	%REC	Control Limit	RPD Ref Value	%RPD	RPD Limit	Qual
Chloride	U	0.50								
<i>Surr: Selenate (surr)</i>	5.069	0.10	5	0	101	80-120	0			

LCS		Sample ID: WLCSW1-R135390			Units: mg/L			Analysis Date: 9/20/2012 04:46 PM		
Client ID:		Run ID: ICS3000_120920B			SeqNo: 2951193		Prep Date:		DF: 1	
Analyte	Result	PQL	SPK Val	SPK Ref Value	%REC	Control Limit	RPD Ref Value	%RPD	RPD Limit	Qual
Chloride	19.62	0.50	20	0	98.1	80-120	0			
<i>Surr: Selenate (surr)</i>	4.828	0.10	5	0	96.6	80-120	0			

MS		Sample ID: 1209366-19AMS			Units: mg/L			Analysis Date: 9/21/2012 12:55 AM		
Client ID: LEVI32X-IRWS3		Run ID: ICS3000_120920B			SeqNo: 2951227		Prep Date:		DF: 1	
Analyte	Result	PQL	SPK Val	SPK Ref Value	%REC	Control Limit	RPD Ref Value	%RPD	RPD Limit	Qual
Chloride	60.7	0.50	10	50.89	98	80-120	0			O
<i>Surr: Selenate (surr)</i>	4.935	0.10	5	0	98.7	80-120	0			

MSD		Sample ID: 1209366-19AMSD			Units: mg/L			Analysis Date: 9/21/2012 01:17 AM		
Client ID: LEVI32X-IRWS3		Run ID: ICS3000_120920B			SeqNo: 2951228		Prep Date:		DF: 1	
Analyte	Result	PQL	SPK Val	SPK Ref Value	%REC	Control Limit	RPD Ref Value	%RPD	RPD Limit	Qual
Chloride	61.19	0.50	10	50.89	103	80-120	60.7	0.814	20	O
<i>Surr: Selenate (surr)</i>	4.997	0.10	5	0	99.9	80-120	4.935	1.25	20	

The following samples were analyzed in this batch:

1209366-17A	1209366-18A	1209366-19A
1209366-20A		

Note: See Qualifiers Page for a list of Qualifiers and their explanation.

Client: Olsson Associates
Project: Levison 32X Spill
WorkOrder: 1209366

**QUALIFIERS,
ACRONYMS, UNITS**

<u>Qualifier</u>	<u>Description</u>
*	Value exceeds Regulatory Limit
a	Not accredited
B	Analyte detected in the associated Method Blank above the Reporting Limit
E	Value above quantitation range
H	Analyzed outside of Holding Time
J	Analyte detected below quantitation limit
M	Manually integrated, see raw data for justification
n	Not offered for accreditation
ND	Not Detected at the Reporting Limit
O	Sample amount is > 4 times amount spiked
P	Dual Column results percent difference > 40%
R	RPD above laboratory control limit
S	Spike Recovery outside laboratory control limits
U	Analyzed but not detected above the MDL

<u>Acronym</u>	<u>Description</u>
DCS	Detectability Check Study
DUP	Method Duplicate
LCS	Laboratory Control Sample
LCSD	Laboratory Control Sample Duplicate
MBLK	Method Blank
MDL	Method Detection Limit
MQL	Method Quantitation Limit
MS	Matrix Spike
MSD	Matrix Spike Duplicate
PDS	Post Digestion Spike
PQL	Practical Quantitation Limit
SD	Serial Dilution
SDL	Sample Detection Limit
TRRP	Texas Risk Reduction Program

<u>Units Reported</u>	<u>Description</u>
aturation as Dec	
meq/meq	
mg/Kg	Milligrams per Kilogram
mg/L	Milligrams per Liter
mhos/cm @25°	
pH Units	
wt%	

Sample Receipt Checklist

Client Name: **OLSSON ASSOC - GRAND JUNC**

Date/Time Received: **12-Sep-12 09:20**

Work Order: **1209366**

Received by: **RNG**

Checklist completed by Robert D. Harris 12-Sep-12
eSignature Date

Reviewed by: Patricia L. Lynch 13-Sep-12
eSignature Date

Matrices: soils/waters

Carrier name: FedEx

- Shipping container/cooler in good condition? Yes No Not Present
- Custody seals intact on shipping container/cooler? Yes No Not Present
- Custody seals intact on sample bottles? Yes No Not Present
- Chain of custody present? Yes No
- Chain of custody signed when relinquished and received? Yes No
- Chain of custody agrees with sample labels? Yes No
- Samples in proper container/bottle? Yes No
- Sample containers intact? Yes No
- Sufficient sample volume for indicated test? Yes No
- All samples received within holding time? Yes No
- Container/Temp Blank temperature in compliance? Yes No

Temperature(s)/Thermometer(s):

Cooler(s)/Kit(s):

Date/Time sample(s) sent to storage:

Water - VOA vials have zero headspace? Yes No No VOA vials submitted

Water - pH acceptable upon receipt? Yes No N/A

pH adjusted? Yes No N/A

pH adjusted by:

Login Notes:

Client Contacted: Date Contacted: Person Contacted:

Contacted By: Regarding:

Comments:

CorrectiveAction:

120936

ORIGIN ID: GJTA (970) 270-2986
TIM DOBRANSKY
OLSSON ASSOCIATES, INC.
826 21 ROAD


GRAND JUNCTION, CO 81505
UNITED STATES US

SHIP DATE: 11SEP12
ACTWGT: 80.0 LB MAN
CAD: 390082/CAFE2511

BILL SENDER

TO **SAMPLE RECEIVING**
ALS ENVIRONMENTAL
10450 STANCLIFF ROAD
SUITE 210
HOUSTON TX 770994338
(281) 575-2162
PO: 9.0082.202.202004

50DC1/0N3R/188C



FedEx
Express



311131105060125


TRK# 9660 0452 5641
0201

WED - 12 SEP A1
PRIORITY OVERNIGHT

XH SGRA

77099
TX-US IAH

0 P 155148-404 NITE 05-07



CLIENT/SOURCE

SITE NAME

SAMPLE#

ANALYSIS

RAB

SITE

SERVATIVE

LL BY

Handwritten signatures and numbers on the labels, including '9' and '1'.



18-Oct-2017

Tim Dobransky
Olsson Associates
760 Horizon Drive
Suite 102
Grand Junction, CO 81506

Re: **CT Carney 32-34**

Work Order: **1710607**

Dear Tim,

ALS Environmental received 5 samples on 10-Oct-2017 09:30 AM for the analyses presented in the following report.

The analytical data provided relates directly to the samples received by ALS Environmental and for only the analyses requested.

Sample results are compliant with industry accepted practices and Quality Control results achieved laboratory specifications. Any exceptions are noted in the Case Narrative, or noted with qualifiers in the report or QC batch information. Should this laboratory report need to be reproduced, it should be reproduced in full unless written approval has been obtained from ALS Environmental. Samples will be disposed in 30 days unless storage arrangements are made.

The total number of pages in this report is 31.

If you have any questions regarding this report, please feel free to contact me.

Sincerely,

A handwritten signature in black ink, appearing to read "Chad Whelton", is written over a white background.

Electronically approved by: Chad Whelton

Chad Whelton
Project Manager

Certificate No: MN 998501

Report of Laboratory Analysis

ADDRESS 3352 128th Ave Holland, Michigan 49424 | PHONE (616) 399-6070 | FAX (616) 399-6185

ALS GROUP USA, CORP Part of the ALS Laboratory Group A Campbell Brothers Limited Company

Environmental The logo icon for ALS Environmental, a stylized blue triangle with a yellow flame-like shape inside.

www.alsglobal.com

RIGHT SOLUTIONS RIGHT PARTNER

Client: Olsson Associates
Project: CT Carney 32-34
Work Order: 1710607

Work Order Sample Summary

<u>Lab Samp ID</u>	<u>Client Sample ID</u>	<u>Matrix</u>	<u>Tag Number</u>	<u>Collection Date</u>	<u>Date Received</u>	<u>Hold</u>
1710607-01	CAR3234-SS1	Soil		10/6/2017 08:50	10/10/2017 09:30	<input type="checkbox"/>
1710607-02	CAR3234-BG1	Soil		10/6/2017 09:00	10/10/2017 09:30	<input type="checkbox"/>
1710607-03	CAR3234-SS2	Soil		10/6/2017 09:15	10/10/2017 09:30	<input type="checkbox"/>
1710607-04	CAR3234-SS3	Soil		10/6/2017 09:25	10/10/2017 09:30	<input type="checkbox"/>
1710607-05	CAR3234-BG2	Soil		10/6/2017 09:35	10/10/2017 09:30	<input type="checkbox"/>

Client: Olsson Associates
Project: CT Carney 32-34
Work Order: 1710607

Case Narrative

Batch 108938, Method ICP_6010_S, Sample 1710607-02A MS/MSD: The MS/MSD recoveries were outside of the control limits for Barium and Zinc; however, the results in the parent sample are greater than 4x the spike amount. No qualification is required.

Batch 108938, Method ICP_6010_S, Sample 1710607-02A MSD: The MSD recoveries were outside of the control limits for multiple compounds per the QC report. However, the MS recoveries and the RPDs between the MS and MSD were in control. No qualification is required.

<u>Qualifier</u>	<u>Description</u>
*	Value exceeds Regulatory Limit
**	Estimated Value
a	Analyte is non-accredited
B	Analyte detected in the associated Method Blank above the Reporting Limit
E	Value above quantitation range
H	Analyzed outside of Holding Time
J	Analyte is present at an estimated concentration between the MDL and Report Limit
ND	Not Detected at the Reporting Limit
O	Sample amount is > 4 times amount spiked
P	Dual Column results percent difference > 40%
R	RPD above laboratory control limit
S	Spike Recovery outside laboratory control limits
U	Analyzed but not detected above the MDL
X	Analyte was detected in the Method Blank between the MDL and Reporting Limit, sample results may exhibit background or reagent contamination at the observed level.

<u>Acronym</u>	<u>Description</u>
DUP	Method Duplicate
LCS	Laboratory Control Sample
LCSD	Laboratory Control Sample Duplicate
LOD	Limit of Detection (see MDL)
LOQ	Limit of Quantitation (see PQL)
MBLK	Method Blank
MDL	Method Detection Limit
MS	Matrix Spike
MSD	Matrix Spike Duplicate
PQL	Practical Quantitation Limit
RPD	Relative Percent Difference
TDL	Target Detection Limit
TNTC	Too Numerous To Count
A	APHA Standard Methods
D	ASTM
E	EPA
SW	SW-846 Update III

<u>Units Reported</u>	<u>Description</u>
% of sample	Percent of Sample
mg/Kg	Milligrams per Kilogram
mg/Kg-dry	Milligrams per Kilogram Dry Weight
mg/L	Milligrams per Liter
mmhos/cm @25°C	Millimhos-Centimeter at 25 Degrees Celcius
none	
s.u.	Standard Units

ALS Group, USA

Date: 18-Oct-17

Client: Olsson Associates
Project: CT Carney 32-34
Sample ID: CAR3234-SS1
Collection Date: 10/6/2017 08:50 AM

Work Order: 1710607
Lab ID: 1710607-01
Matrix: SOIL

Analyses	Result	Qual	MDL	Report Limit	Units	Dilution Factor	Date Analyzed
DIESEL RANGE ORGANICS BY GC-FID							
			Method: SW8015C		Prep: SW3546 / 10/12/17		Analyst: KB
DRO (C10-C28)	190		3.3	5.6	mg/Kg-dry	1	10/13/2017 03:41
Surr: 4-Terphenyl-d14	70.6			34-130	%REC	1	10/13/2017 03:41
GASOLINE RANGE ORGANICS BY GC-FID							
			Method: SW8015D		Prep: SW5035 / 10/12/17		Analyst: KB
GRO (C6-C10)	U		2.8	6.8	mg/Kg	1	10/14/2017 08:29
Surr: Toluene-d8	95.5			71-123	%REC	1	10/14/2017 08:29
MERCURY BY CVAA							
			Method: SW7471B		Prep: SW7471 / 10/14/17		Analyst: RSH
Mercury	0.030		0.0035	0.021	mg/Kg-dry	1	10/16/2017 16:39
METALS ANALYSIS BY ICP							
			Method: SW846 6010C		Prep: SW3050B / 10/12/17		Analyst: HBA
Arsenic	8.0		0.10	0.39	mg/Kg-dry	1	10/17/2017 01:42
Barium	230		0.16	0.39	mg/Kg-dry	1	10/17/2017 01:42
Cadmium	0.71	J	0.037	0.78	mg/Kg-dry	1	10/17/2017 01:42
Chromium	14		0.022	0.39	mg/Kg-dry	1	10/17/2017 01:42
Copper	18		0.17	0.78	mg/Kg-dry	1	10/17/2017 01:42
Lead	17		0.082	0.39	mg/Kg-dry	1	10/17/2017 01:42
Nickel	23		0.16	0.39	mg/Kg-dry	1	10/17/2017 01:42
Selenium	2.8		0.22	0.78	mg/Kg-dry	1	10/17/2017 01:42
Silver	U		0.048	0.39	mg/Kg-dry	1	10/17/2017 01:42
Zinc	110		0.062	0.78	mg/Kg-dry	1	10/17/2017 01:42
SODIUM ADSORPTION RATIO							
			Method: USDA H60 METHOD 2		Prep: USDA Method 20B / 10/13/17		Analyst: RH
Sodium Adsorption Ratio	14		0.010	0.010	none	1	10/16/2017
SOLUBLE CATIONS FOR SAR							
			Method: SW6020A		Prep: USDA Method 20B / 10/13/17		Analyst: JF
Calcium	970		3.4	20	mg/L	40	10/17/2017 19:04
Magnesium	210		0.27	8.0	mg/L	40	10/17/2017 19:04
Sodium	3,700		1.4	8.0	mg/L	40	10/17/2017 19:04
SEMI-VOLATILE ORGANIC COMPOUNDS							
			Method: SW846 8270D		Prep: SW3546 / 10/12/17		Analyst: RM
Acenaphthene	U		0.0033	0.047	mg/Kg-dry	1	10/15/2017 21:48
Anthracene	U		0.0017	0.047	mg/Kg-dry	1	10/15/2017 21:48
Benzo(a)anthracene	U		0.0029	0.047	mg/Kg-dry	1	10/15/2017 21:48
Benzo(a)pyrene	U		0.0012	0.047	mg/Kg-dry	1	10/15/2017 21:48
Benzo(b)fluoranthene	U		0.0018	0.047	mg/Kg-dry	1	10/15/2017 21:48
Benzo(k)fluoranthene	U		0.0024	0.047	mg/Kg-dry	1	10/15/2017 21:48
Chrysene	U		0.0018	0.047	mg/Kg-dry	1	10/15/2017 21:48
Dibenzo(a,h)anthracene	U		0.0015	0.047	mg/Kg-dry	1	10/15/2017 21:48
Fluoranthene	U		0.0014	0.047	mg/Kg-dry	1	10/15/2017 21:48

Note: See Qualifiers page for a list of qualifiers and their definitions.

ALS Group, USA

Date: 18-Oct-17

Client: Olsson Associates
Project: CT Carney 32-34
Sample ID: CAR3234-SS1
Collection Date: 10/6/2017 08:50 AM

Work Order: 1710607
Lab ID: 1710607-01
Matrix: SOIL

Analyses	Result	Qual	MDL	Report Limit	Units	Dilution Factor	Date Analyzed
Fluorene		U	0.0015	0.047	mg/Kg-dry	1	10/15/2017 21:48
Indeno(1,2,3-cd)pyrene		U	0.0014	0.047	mg/Kg-dry	1	10/15/2017 21:48
Naphthalene		U	0.0089	0.047	mg/Kg-dry	1	10/15/2017 21:48
Pyrene		U	0.0017	0.047	mg/Kg-dry	1	10/15/2017 21:48
Surr: 2-Fluorobiphenyl	109			20-140	%REC	1	10/15/2017 21:48
Surr: 4-Terphenyl-d14	127			22-172	%REC	1	10/15/2017 21:48
Surr: Nitrobenzene-d5	88.7			28-140	%REC	1	10/15/2017 21:48
VOLATILE ORGANIC COMPOUNDS			Method: SW8260B		Prep: SW5035 / 10/12/17		Analyst: LSY
Benzene		U	0.0069	0.041	mg/Kg	1	10/17/2017 14:17
Ethylbenzene		U	0.0086	0.041	mg/Kg	1	10/17/2017 14:17
m,p-Xylene		U	0.019	0.081	mg/Kg	1	10/17/2017 14:17
o-Xylene		U	0.016	0.041	mg/Kg	1	10/17/2017 14:17
Toluene		U	0.011	0.041	mg/Kg	1	10/17/2017 14:17
Xylenes, Total		U	0.035	0.12	mg/Kg	1	10/17/2017 14:17
Surr: 1,2-Dichloroethane-d4	102			70-130	%REC	1	10/17/2017 14:17
Surr: 4-Bromofluorobenzene	93.2			70-130	%REC	1	10/17/2017 14:17
Surr: Dibromofluoromethane	97.9			70-130	%REC	1	10/17/2017 14:17
Surr: Toluene-d8	88.8			70-130	%REC	1	10/17/2017 14:17
ELECTRICAL CONDUCTIVITY (SAR)			Method: USDA H60 METHOD 2		Prep: USDA Method 20B / 10/13/17		Analyst: JB
Electrical Conductivity @ Saturation	30		0.028	0.25	mmhos/cm @25°	50	10/16/2017 12:30
CHROMIUM, TRIVALENT			Method: CALCULATION				Analyst: JJJ
Chromium, Trivalent	14		0.37	1.2	mg/Kg-dry	1	10/17/2017 16:06
CHROMIUM, HEXAVALENT			Method: SW7196A		Prep: SW3060A / 10/11/17		Analyst: RP
Chromium, Hexavalent		U	0.37	1.2	mg/Kg-dry	1	10/16/2017 16:30
MOISTURE			Method: SW3550C				Analyst: NW
Moisture	15		0.025	0.050	% of sample	1	10/12/2017 22:00
PH			Method: SW9045D		Prep: EXTRACT / 10/12/17		Analyst: RP
pH	7.29		0.10	0.100	s.u.	1	10/12/2017 17:00

Note: See Qualifiers page for a list of qualifiers and their definitions.

ALS Group, USA

Date: 18-Oct-17

Client: Olsson Associates
Project: CT Carney 32-34
Sample ID: CAR3234-BG1
Collection Date: 10/6/2017 09:00 AM

Work Order: 1710607
Lab ID: 1710607-02
Matrix: SOIL

Analyses	Result	Qual	MDL	Report Limit	Units	Dilution Factor	Date Analyzed
MERCURY BY CVAA							
Mercury	0.031		0.0030	0.018	mg/Kg-dry	1	10/16/2017 16:47
		Method: SW7471B		Prep: SW7471 / 10/14/17		Analyst: RSH	
METALS ANALYSIS BY ICP							
Arsenic	10		0.12	0.45	mg/Kg-dry	1	10/17/2017 01:49
Barium	170		0.18	0.45	mg/Kg-dry	1	10/17/2017 01:49
Cadmium	3.9		0.043	0.90	mg/Kg-dry	1	10/17/2017 01:49
Chromium	17		0.025	0.45	mg/Kg-dry	1	10/17/2017 01:49
Copper	20		0.20	0.90	mg/Kg-dry	1	10/17/2017 01:49
Lead	19		0.095	0.45	mg/Kg-dry	1	10/17/2017 01:49
Nickel	26		0.18	0.45	mg/Kg-dry	1	10/17/2017 01:49
Selenium	5.9		0.25	0.90	mg/Kg-dry	1	10/17/2017 01:49
Silver	2.9		0.056	0.45	mg/Kg-dry	1	10/17/2017 01:49
Zinc	110		0.072	0.90	mg/Kg-dry	1	10/17/2017 01:49
		Method: SW846 6010C		Prep: SW3050B / 10/12/17		Analyst: HBA	
SODIUM ADSORPTION RATIO							
Sodium Adsorption Ratio	0.71		0.010	0.010	none	1	10/16/2017
		Method: USDA H60 METHOD 2		Prep: USDA Method 20B / 10/13/17		Analyst: RH	
SOLUBLE CATIONS FOR SAR							
Calcium	20,000		86	500	mg/L	1000	10/18/2017 14:11
Magnesium	47		0.068	2.0	mg/L	10	10/17/2017 19:06
Sodium	38		0.34	2.0	mg/L	10	10/17/2017 19:06
		Method: SW6020A		Prep: USDA Method 20B / 10/13/17		Analyst: JF	
ELECTRICAL CONDUCTIVITY (SAR)							
Electrical Conductivity @ Saturation	12		0.028	0.25	mmhos/cm @25°	50	10/16/2017 12:30
		Method: USDA H60 METHOD 2		Prep: USDA Method 20B / 10/13/17		Analyst: JB	
CHROMIUM, TRIVALENT							
Chromium, Trivalent	17		0.35	1.1	mg/Kg-dry	1	10/17/2017 16:06
		Method: CALCULATION				Analyst: JJJ	
CHROMIUM, HEXAVALENT							
Chromium, Hexavalent	U		0.35	1.1	mg/Kg-dry	1	10/16/2017 16:30
		Method: SW7196A		Prep: SW3060A / 10/11/17		Analyst: RP	
MOISTURE							
Moisture	11		0.025	0.050	% of sample	1	10/13/2017 13:40
		Method: SW3550C				Analyst: NW	
PH							
pH	7.78		0.10	0.100	s.u.	1	10/12/2017 17:00
		Method: SW9045D		Prep: EXTRACT / 10/12/17		Analyst: RP	

Note: See Qualifiers page for a list of qualifiers and their definitions.

ALS Group, USA

Date: 18-Oct-17

Client: Olsson Associates
Project: CT Carney 32-34
Sample ID: CAR3234-SS2
Collection Date: 10/6/2017 09:15 AM

Work Order: 1710607
Lab ID: 1710607-03
Matrix: SOIL

Analyses	Result	Qual	MDL	Report Limit	Units	Dilution Factor	Date Analyzed
DIESEL RANGE ORGANICS BY GC-FID							
			Method: SW8015C		Prep: SW3546 / 10/12/17		Analyst: KB
DRO (C10-C28)	130		3.4	5.9	mg/Kg-dry	1	10/13/2017 04:39
Surr: 4-Terphenyl-d14	77.1			34-130	%REC	1	10/13/2017 04:39
GASOLINE RANGE ORGANICS BY GC-FID							
			Method: SW8015D		Prep: SW5035 / 10/12/17		Analyst: KB
GRO (C6-C10)	U		2.9	7.0	mg/Kg	1	10/14/2017 08:59
Surr: Toluene-d8	94.9			71-123	%REC	1	10/14/2017 08:59
MERCURY BY CVAA							
			Method: SW7471B		Prep: SW7471 / 10/14/17		Analyst: RSH
Mercury	0.030		0.0039	0.023	mg/Kg-dry	1	10/16/2017 16:50
METALS ANALYSIS BY ICP							
			Method: SW846 6010C		Prep: SW3050B / 10/12/17		Analyst: HBA
Arsenic	9.3		0.11	0.41	mg/Kg-dry	1	10/17/2017 02:08
Barium	270		0.17	0.41	mg/Kg-dry	1	10/17/2017 02:08
Cadmium	0.78	J	0.040	0.83	mg/Kg-dry	1	10/17/2017 02:08
Chromium	13		0.023	0.41	mg/Kg-dry	1	10/17/2017 02:08
Copper	17		0.18	0.83	mg/Kg-dry	1	10/17/2017 02:08
Lead	19		0.088	0.41	mg/Kg-dry	1	10/17/2017 02:08
Nickel	22		0.17	0.41	mg/Kg-dry	1	10/17/2017 02:08
Selenium	2.9		0.23	0.83	mg/Kg-dry	1	10/17/2017 02:08
Silver	U		0.051	0.41	mg/Kg-dry	1	10/17/2017 02:08
Zinc	120		0.066	0.83	mg/Kg-dry	1	10/17/2017 02:08
SODIUM ADSORPTION RATIO							
			Method: USDA H60 METHOD 2		Prep: USDA Method 20B / 10/13/17		Analyst: RH
Sodium Adsorption Ratio	81		0.010	0.010	none	1	10/16/2017
SOLUBLE CATIONS FOR SAR							
			Method: SW6020A		Prep: USDA Method 20B / 10/13/17		Analyst: JF
Calcium	480		3.4	20	mg/L	40	10/17/2017 19:12
Magnesium	58		0.27	8.0	mg/L	40	10/17/2017 19:12
Sodium	4,400		1.4	8.0	mg/L	40	10/17/2017 19:12
SEMI-VOLATILE ORGANIC COMPOUNDS							
			Method: SW846 8270D		Prep: SW3546 / 10/12/17		Analyst: RM
Acenaphthene	U		0.0035	0.049	mg/Kg-dry	1	10/15/2017 22:02
Anthracene	U		0.0018	0.049	mg/Kg-dry	1	10/15/2017 22:02
Benzo(a)anthracene	U		0.0030	0.049	mg/Kg-dry	1	10/15/2017 22:02
Benzo(a)pyrene	U		0.0012	0.049	mg/Kg-dry	1	10/15/2017 22:02
Benzo(b)fluoranthene	U		0.0019	0.049	mg/Kg-dry	1	10/15/2017 22:02
Benzo(k)fluoranthene	U		0.0026	0.049	mg/Kg-dry	1	10/15/2017 22:02
Chrysene	U		0.0019	0.049	mg/Kg-dry	1	10/15/2017 22:02
Dibenzo(a,h)anthracene	U		0.0016	0.049	mg/Kg-dry	1	10/15/2017 22:02
Fluoranthene	U		0.0014	0.049	mg/Kg-dry	1	10/15/2017 22:02

Note: See Qualifiers page for a list of qualifiers and their definitions.

ALS Group, USA

Date: 18-Oct-17

Client: Olsson Associates
Project: CT Carney 32-34
Sample ID: CAR3234-SS2
Collection Date: 10/6/2017 09:15 AM

Work Order: 1710607
Lab ID: 1710607-03
Matrix: SOIL

Analyses	Result	Qual	MDL	Report Limit	Units	Dilution Factor	Date Analyzed
Fluorene		U	0.0016	0.049	mg/Kg-dry	1	10/15/2017 22:02
Indeno(1,2,3-cd)pyrene		U	0.0015	0.049	mg/Kg-dry	1	10/15/2017 22:02
Naphthalene		U	0.0093	0.049	mg/Kg-dry	1	10/15/2017 22:02
Pyrene		U	0.0018	0.049	mg/Kg-dry	1	10/15/2017 22:02
Surr: 2-Fluorobiphenyl	112			20-140	%REC	1	10/15/2017 22:02
Surr: 4-Terphenyl-d14	134			22-172	%REC	1	10/15/2017 22:02
Surr: Nitrobenzene-d5	96.0			28-140	%REC	1	10/15/2017 22:02
VOLATILE ORGANIC COMPOUNDS			Method: SW8260B		Prep: SW5035 / 10/12/17		Analyst: LSY
Benzene		U	0.0072	0.042	mg/Kg	1	10/17/2017 14:33
Ethylbenzene		U	0.0089	0.042	mg/Kg	1	10/17/2017 14:33
m,p-Xylene		U	0.020	0.085	mg/Kg	1	10/17/2017 14:33
o-Xylene		U	0.016	0.042	mg/Kg	1	10/17/2017 14:33
Toluene		U	0.012	0.042	mg/Kg	1	10/17/2017 14:33
Xylenes, Total		U	0.036	0.13	mg/Kg	1	10/17/2017 14:33
Surr: 1,2-Dichloroethane-d4	98.0			70-130	%REC	1	10/17/2017 14:33
Surr: 4-Bromofluorobenzene	95.8			70-130	%REC	1	10/17/2017 14:33
Surr: Dibromofluoromethane	98.9			70-130	%REC	1	10/17/2017 14:33
Surr: Toluene-d8	89.4			70-130	%REC	1	10/17/2017 14:33
ELECTRICAL CONDUCTIVITY (SAR)			Method: USDA H60 METHOD 2		Prep: USDA Method 20B / 10/13/17		Analyst: JB
Electrical Conductivity @ Saturation	29		0.028	0.25	mmhos/cm @25°	50	10/16/2017 12:30
CHROMIUM, TRIVALENT			Method: CALCULATION				Analyst: JJJ
Chromium, Trivalent	13		0.37	1.2	mg/Kg-dry	1	10/17/2017 16:06
CHROMIUM, HEXAVALENT			Method: SW7196A		Prep: SW3060A / 10/11/17		Analyst: RP
Chromium, Hexavalent		U	0.37	1.2	mg/Kg-dry	1	10/16/2017 16:30
MOISTURE			Method: SW3550C				Analyst: NW
Moisture	17		0.025	0.050	% of sample	1	10/12/2017 22:00
PH			Method: SW9045D		Prep: EXTRACT / 10/12/17		Analyst: RP
pH	8.00		0.10	0.100	s.u.	1	10/12/2017 17:00

Note: See Qualifiers page for a list of qualifiers and their definitions.

ALS Group, USA

Date: 18-Oct-17

Client: Olsson Associates
Project: CT Carney 32-34
Sample ID: CAR3234-SS3
Collection Date: 10/6/2017 09:25 AM

Work Order: 1710607
Lab ID: 1710607-04
Matrix: SOIL

Analyses	Result	Qual	MDL	Report Limit	Units	Dilution Factor	Date Analyzed
DIESEL RANGE ORGANICS BY GC-FID							
			Method: SW8015C		Prep: SW3546 / 10/12/17		Analyst: KB
DRO (C10-C28)	U		3.6	6.2	mg/Kg-dry	1	10/13/2017 05:08
Surr: 4-Terphenyl-d14	63.1			34-130	%REC	1	10/13/2017 05:08
GASOLINE RANGE ORGANICS BY GC-FID							
			Method: SW8015D		Prep: SW5035 / 10/12/17		Analyst: KB
GRO (C6-C10)	U		3.3	8.0	mg/Kg	1	10/14/2017 09:28
Surr: Toluene-d8	95.4			71-123	%REC	1	10/14/2017 09:28
MERCURY BY CVAA							
			Method: SW7471B		Prep: SW7471 / 10/14/17		Analyst: RSH
Mercury	0.034		0.0036	0.022	mg/Kg-dry	1	10/16/2017 16:52
METALS ANALYSIS BY ICP							
			Method: SW846 6010C		Prep: SW3050B / 10/12/17		Analyst: HBA
Arsenic	8.9		0.13	0.50	mg/Kg-dry	1	10/17/2017 02:14
Barium	170		0.20	0.50	mg/Kg-dry	1	10/17/2017 02:14
Cadmium	0.84	J	0.048	1.0	mg/Kg-dry	1	10/17/2017 02:14
Chromium	14		0.028	0.50	mg/Kg-dry	1	10/17/2017 02:14
Copper	18		0.22	1.0	mg/Kg-dry	1	10/17/2017 02:14
Lead	20		0.11	0.50	mg/Kg-dry	1	10/17/2017 02:14
Nickel	24		0.20	0.50	mg/Kg-dry	1	10/17/2017 02:14
Selenium	3.4		0.28	1.0	mg/Kg-dry	1	10/17/2017 02:14
Silver	U		0.062	0.50	mg/Kg-dry	1	10/17/2017 02:14
Zinc	110		0.080	1.0	mg/Kg-dry	1	10/17/2017 02:14
SODIUM ADSORPTION RATIO							
			Method: USDA H60 METHOD 2		Prep: USDA Method 20B / 10/13/17		Analyst: RH
Sodium Adsorption Ratio	43		0.010	0.010	none	1	10/16/2017
SOLUBLE CATIONS FOR SAR							
			Method: SW6020A		Prep: USDA Method 20B / 10/13/17		Analyst: JF
Calcium	340		8.6	50	mg/L	100	10/17/2017 19:13
Magnesium	61		0.68	20	mg/L	100	10/17/2017 19:13
Sodium	3,300		3.4	20	mg/L	100	10/17/2017 19:13
SEMI-VOLATILE ORGANIC COMPOUNDS							
			Method: SW846 8270D		Prep: SW3546 / 10/12/17		Analyst: RM
Acenaphthene	U		0.0037	0.052	mg/Kg-dry	1	10/15/2017 22:16
Anthracene	U		0.0019	0.052	mg/Kg-dry	1	10/15/2017 22:16
Benzo(a)anthracene	U		0.0032	0.052	mg/Kg-dry	1	10/15/2017 22:16
Benzo(a)pyrene	U		0.0013	0.052	mg/Kg-dry	1	10/15/2017 22:16
Benzo(b)fluoranthene	U		0.0020	0.052	mg/Kg-dry	1	10/15/2017 22:16
Benzo(k)fluoranthene	U		0.0027	0.052	mg/Kg-dry	1	10/15/2017 22:16
Chrysene	U		0.0020	0.052	mg/Kg-dry	1	10/15/2017 22:16
Dibenzo(a,h)anthracene	U		0.0017	0.052	mg/Kg-dry	1	10/15/2017 22:16
Fluoranthene	U		0.0015	0.052	mg/Kg-dry	1	10/15/2017 22:16

Note: See Qualifiers page for a list of qualifiers and their definitions.

ALS Group, USA

Date: 18-Oct-17

Client: Olsson Associates
Project: CT Carney 32-34
Sample ID: CAR3234-SS3
Collection Date: 10/6/2017 09:25 AM

Work Order: 1710607
Lab ID: 1710607-04
Matrix: SOIL

Analyses	Result	Qual	MDL	Report Limit	Units	Dilution Factor	Date Analyzed
Fluorene		U	0.0017	0.052	mg/Kg-dry	1	10/15/2017 22:16
Indeno(1,2,3-cd)pyrene		U	0.0016	0.052	mg/Kg-dry	1	10/15/2017 22:16
Naphthalene		U	0.0097	0.052	mg/Kg-dry	1	10/15/2017 22:16
Pyrene		U	0.0019	0.052	mg/Kg-dry	1	10/15/2017 22:16
<i>Surr: 2-Fluorobiphenyl</i>	96.0			20-140	%REC	1	10/15/2017 22:16
<i>Surr: 4-Terphenyl-d14</i>	114			22-172	%REC	1	10/15/2017 22:16
<i>Surr: Nitrobenzene-d5</i>	82.3			28-140	%REC	1	10/15/2017 22:16
VOLATILE ORGANIC COMPOUNDS			Method: SW8260B		Prep: SW5035 / 10/12/17		Analyst: LSY
Benzene		U	0.0082	0.048	mg/Kg	1	10/17/2017 14:48
Ethylbenzene		U	0.010	0.048	mg/Kg	1	10/17/2017 14:48
m,p-Xylene		U	0.023	0.096	mg/Kg	1	10/17/2017 14:48
o-Xylene		U	0.019	0.048	mg/Kg	1	10/17/2017 14:48
Toluene		U	0.013	0.048	mg/Kg	1	10/17/2017 14:48
Xylenes, Total		U	0.041	0.14	mg/Kg	1	10/17/2017 14:48
<i>Surr: 1,2-Dichloroethane-d4</i>	102			70-130	%REC	1	10/17/2017 14:48
<i>Surr: 4-Bromofluorobenzene</i>	97.0			70-130	%REC	1	10/17/2017 14:48
<i>Surr: Dibromofluoromethane</i>	100			70-130	%REC	1	10/17/2017 14:48
<i>Surr: Toluene-d8</i>	88.8			70-130	%REC	1	10/17/2017 14:48
ELECTRICAL CONDUCTIVITY (SAR)			Method: USDA H60 METHOD 2		Prep: USDA Method 20B / 10/13/17		Analyst: JB
Electrical Conductivity @ Saturation	20		0.028	0.25	mmhos/cm @25°	50	10/16/2017 12:30
CHROMIUM, TRIVALENT			Method: CALCULATION				Analyst: JJJ
Chromium, Trivalent	14		0.40	1.3	mg/Kg-dry	1	10/17/2017 16:06
CHROMIUM, HEXAVALENT			Method: SW7196A		Prep: SW3060A / 10/11/17		Analyst: RP
Chromium, Hexavalent		U	0.40	1.3	mg/Kg-dry	1	10/16/2017 16:30
MOISTURE			Method: SW3550C				Analyst: NW
Moisture	23		0.025	0.050	% of sample	1	10/12/2017 22:00
PH			Method: SW9045D		Prep: EXTRACT / 10/12/17		Analyst: RP
pH	9.14		0.10	0.100	s.u.	1	10/12/2017 17:00

Note: See Qualifiers page for a list of qualifiers and their definitions.

ALS Group, USA

Date: 18-Oct-17

Client: Olsson Associates
Project: CT Carney 32-34
Sample ID: CAR3234-BG2
Collection Date: 10/6/2017 09:35 AM

Work Order: 1710607
Lab ID: 1710607-05
Matrix: SOIL

Analyses	Result	Qual	MDL	Report Limit	Units	Dilution Factor	Date Analyzed
METALS ANALYSIS BY ICP				Method: SW846 6010C		Prep: SW3050B / 10/12/17	Analyst: HBA
Arsenic	8.9		0.10	0.39	mg/Kg-dry	1	10/17/2017 02:20
MOISTURE				Method: SW3550C			Analyst: MT
Moisture	8.2		0.025	0.050	% of sample	1	10/12/2017 12:25

Note: See Qualifiers page for a list of qualifiers and their definitions.

Client: Olsson Associates
Work Order: 1710607
Project: CT Carney 32-34

QC BATCH REPORT

Batch ID: **108894** Instrument ID **GC8** Method: **SW8015C**

MBLK		Sample ID: DBLKS1-108894-108894				Units: mg/Kg		Analysis Date: 10/12/2017 10:22 PM		
Client ID:		Run ID: GC8_171012B		SeqNo: 4698721		Prep Date: 10/12/2017		DF: 1		
Analyte	Result	PQL	SPK Val	SPK Ref Value	%REC	Control Limit	RPD Ref Value	%RPD	RPD Limit	Qual
DRO (C10-C28)	U	5.0								
<i>Surr: 4-Terphenyl-d14</i>	2.267	0	3.33	0	68.1	34-130	0			

LCS		Sample ID: DLCSS1-108894-108894				Units: mg/Kg		Analysis Date: 10/12/2017 11:20 PM		
Client ID:		Run ID: GC8_171012B		SeqNo: 4698722		Prep Date: 10/12/2017		DF: 1		
Analyte	Result	PQL	SPK Val	SPK Ref Value	%REC	Control Limit	RPD Ref Value	%RPD	RPD Limit	Qual
DRO (C10-C28)	312	5.0	333	0	93.7	65-122	0			
<i>Surr: 4-Terphenyl-d14</i>	2.517	0	3.33	0	75.6	34-130	0			

MS		Sample ID: 1710541-09A MS				Units: mg/Kg		Analysis Date: 10/13/2017 12:18 PM		
Client ID:		Run ID: GC8_171012B		SeqNo: 4698745		Prep Date: 10/12/2017		DF: 1		
Analyte	Result	PQL	SPK Val	SPK Ref Value	%REC	Control Limit	RPD Ref Value	%RPD	RPD Limit	Qual
DRO (C10-C28)	323.1	4.9	326.2	0	99	65-122	0			
<i>Surr: 4-Terphenyl-d14</i>	2.661	0	3.262	0	81.6	34-130	0			

MSD		Sample ID: 1710541-09A MSD				Units: mg/Kg		Analysis Date: 10/13/2017 12:47 PM		
Client ID:		Run ID: GC8_171012B		SeqNo: 4698747		Prep Date: 10/12/2017		DF: 1		
Analyte	Result	PQL	SPK Val	SPK Ref Value	%REC	Control Limit	RPD Ref Value	%RPD	RPD Limit	Qual
DRO (C10-C28)	327.8	4.9	324.7	0	101	65-122	323.1	1.45	30	
<i>Surr: 4-Terphenyl-d14</i>	2.551	0	3.247	0	78.6	34-130	2.661	4.21	30	

The following samples were analyzed in this batch: 1710607-01A 1710607-03A 1710607-04A

Note: See Qualifiers Page for a list of Qualifiers and their explanation.

Client: Olsson Associates
 Work Order: 1710607
 Project: CT Carney 32-34

QC BATCH REPORT

Batch ID: **108967** Instrument ID **GC9** Method: **SW8015D**

MBLK		Sample ID: MBLK-108967-108967				Units: µg/Kg-dry		Analysis Date: 10/13/2017 02:18 PM		
Client ID:		Run ID: GC9_171012A		SeqNo: 4699054		Prep Date: 10/12/2017		DF: 1		
Analyte	Result	PQL	SPK Val	SPK Ref Value	%REC	Control Limit	RPD Ref Value	%RPD	RPD Limit	Qual
GRO (C6-C10)	U	5,000								
<i>Surr: Toluene-d8</i>	4716	0	5000	0	94.3	71-123	0			

LCS		Sample ID: LCS-108967-108967				Units: µg/Kg-dry		Analysis Date: 10/13/2017 02:47 PM		
Client ID:		Run ID: GC9_171012A		SeqNo: 4699055		Prep Date: 10/12/2017		DF: 1		
Analyte	Result	PQL	SPK Val	SPK Ref Value	%REC	Control Limit	RPD Ref Value	%RPD	RPD Limit	Qual
GRO (C6-C10)	421000	5,000	500000	0	84.2	71-123	0			
<i>Surr: Toluene-d8</i>	5520	0	5000	0	110	71-123	0			

MS		Sample ID: 1710607-01A MS				Units: µg/Kg-dry		Analysis Date: 10/15/2017 02:10 A		
Client ID: CAR3234-SS1		Run ID: GC9_171013A		SeqNo: 4700549		Prep Date: 10/12/2017		DF: 1		
Analyte	Result	PQL	SPK Val	SPK Ref Value	%REC	Control Limit	RPD Ref Value	%RPD	RPD Limit	Qual
GRO (C6-C10)	559500	6,800	676500	0	82.7	71-123	0			
<i>Surr: Toluene-d8</i>	7506	0	6765	0	111	71-123	0			

MSD		Sample ID: 1710607-01A MSD				Units: µg/Kg-dry		Analysis Date: 10/15/2017 02:39 A		
Client ID: CAR3234-SS1		Run ID: GC9_171013A		SeqNo: 4700550		Prep Date: 10/12/2017		DF: 1		
Analyte	Result	PQL	SPK Val	SPK Ref Value	%REC	Control Limit	RPD Ref Value	%RPD	RPD Limit	Qual
GRO (C6-C10)	567700	6,800	676500	0	83.9	71-123	559500	1.46	30	
<i>Surr: Toluene-d8</i>	7520	0	6765	0	111	71-123	7506	0.189	30	

The following samples were analyzed in this batch: 1710607-01A 1710607-03A 1710607-04A

Note: See Qualifiers Page for a list of Qualifiers and their explanation.

Client: Olsson Associates
 Work Order: 1710607
 Project: CT Carney 32-34

QC BATCH REPORT

Batch ID: **109029** Instrument ID **HG1** Method: **SW7471B**

MBLK		Sample ID: MBLK-109029-109029				Units: mg/Kg		Analysis Date: 10/16/2017 04:06 PM		
Client ID:		Run ID: HG1_171016B		SeqNo: 4703513		Prep Date: 10/14/2017		DF: 1		
Analyte	Result	PQL	SPK Val	SPK Ref Value	%REC	Control Limit	RPD Ref Value	%RPD	RPD Limit	Qual
Mercury	U	0.020								

LCS		Sample ID: LCS-109029-109029				Units: mg/Kg		Analysis Date: 10/16/2017 04:09 PM		
Client ID:		Run ID: HG1_171016B		SeqNo: 4703514		Prep Date: 10/14/2017		DF: 1		
Analyte	Result	PQL	SPK Val	SPK Ref Value	%REC	Control Limit	RPD Ref Value	%RPD	RPD Limit	Qual
Mercury	0.1833	0.020	0.1665	0	110	80-120	0			

MS		Sample ID: 1710607-01AMS				Units: mg/Kg		Analysis Date: 10/16/2017 04:42 PM		
Client ID: CAR3234-SS1		Run ID: HG1_171016B		SeqNo: 4703527		Prep Date: 10/14/2017		DF: 1		
Analyte	Result	PQL	SPK Val	SPK Ref Value	%REC	Control Limit	RPD Ref Value	%RPD	RPD Limit	Qual
Mercury	0.1743	0.018	0.1482	0.02541	100	75-125	0			

MSD		Sample ID: 1710607-01AMSD				Units: mg/Kg		Analysis Date: 10/16/2017 04:44 PM		
Client ID: CAR3234-SS1		Run ID: HG1_171016B		SeqNo: 4703528		Prep Date: 10/14/2017		DF: 1		
Analyte	Result	PQL	SPK Val	SPK Ref Value	%REC	Control Limit	RPD Ref Value	%RPD	RPD Limit	Qual
Mercury	0.1669	0.018	0.1496	0.02541	94.6	75-125	0.1743	4.35	35	

The following samples were analyzed in this batch:

1710607-01A	1710607-02A	1710607-03A
1710607-04A		

Note: See Qualifiers Page for a list of Qualifiers and their explanation.

Client: Olsson Associates
 Work Order: 1710607
 Project: CT Carney 32-34

QC BATCH REPORT

Batch ID: **108938** Instrument ID **ICP2** Method: **SW846 6010C**

MBLK		Sample ID: MBLK-108938-108938				Units: mg/Kg		Analysis Date: 10/17/2017 12:51 A		
Client ID:		Run ID: ICP2_171016A			SeqNo: 4703447		Prep Date: 10/12/2017		DF: 1	
Analyte	Result	PQL	SPK Val	SPK Ref Value	%REC	Control Limit	RPD Ref Value	%RPD	RPD Limit	Qual
Arsenic	U	0.25								
Barium	U	0.25								
Cadmium	0.1135	0.50								J
Chromium	0.0565	0.25								J
Copper	U	0.50								
Lead	U	0.25								
Nickel	U	0.25								
Selenium	U	0.50								
Silver	U	0.25								
Zinc	0.1855	0.50								J

LCS		Sample ID: LCS-108938-108938				Units: mg/Kg		Analysis Date: 10/17/2017 12:58 A		
Client ID:		Run ID: ICP2_171016A			SeqNo: 4703448		Prep Date: 10/12/2017		DF: 1	
Analyte	Result	PQL	SPK Val	SPK Ref Value	%REC	Control Limit	RPD Ref Value	%RPD	RPD Limit	Qual
Arsenic	5.194	0.25	5	0	104	80-120	0			
Barium	5.66	0.25	5	0	113	80-120	0			
Cadmium	5.455	0.50	5	0	109	80-120	0			
Chromium	5.443	0.25	5	0	109	80-120	0			
Copper	5.144	0.50	5	0	103	80-120	0			
Lead	5.188	0.25	5	0	104	80-120	0			
Nickel	5.629	0.25	5	0	113	80-120	0			
Selenium	4.845	0.50	5	0	96.9	80-120	0			
Silver	5.132	0.25	5	0	103	80-120	0			

LCS		Sample ID: LCS-108938-108938				Units: mg/Kg		Analysis Date: 10/17/2017 08:24 A		
Client ID:		Run ID: ICP2_171016A			SeqNo: 4704105		Prep Date: 10/12/2017		DF: 1	
Analyte	Result	PQL	SPK Val	SPK Ref Value	%REC	Control Limit	RPD Ref Value	%RPD	RPD Limit	Qual
Zinc	5.536	0.50	5	0	111	80-120	0			

Note: See Qualifiers Page for a list of Qualifiers and their explanation.

Client: Olsson Associates
 Work Order: 1710607
 Project: CT Carney 32-34

QC BATCH REPORT

Batch ID: 108938 Instrument ID ICP2 Method: SW846 6010C

MS		Sample ID: 1710607-02AMS				Units: mg/Kg		Analysis Date: 10/17/2017 01:55 A		
Client ID: CAR3234-BG1		Run ID: ICP2_171016A			SeqNo: 4703457		Prep Date: 10/12/2017		DF: 1	
Analyte	Result	PQL	SPK Val	SPK Ref Value	%REC	Control Limit	RPD Ref Value	%RPD	RPD Limit	Qual
Arsenic	15.93	0.40	8.013	9.023	86.2	75-125	0			
Barium	170.5	0.40	8.013	153.9	207	75-125	0			SO
Cadmium	10.24	0.80	8.013	3.515	83.9	75-125	0			
Chromium	23.89	0.40	8.013	15.18	109	75-125	0			
Copper	23.96	0.80	8.013	17.88	75.9	75-125	0			
Lead	23.62	0.40	8.013	17.22	79.8	75-125	0			
Nickel	29.25	0.40	8.013	22.83	80.2	75-125	0			
Selenium	11.28	0.80	8.013	5.233	75.5	75-125	0			
Silver	8.876	0.40	8.013	2.56	78.8	75-125	0			
Zinc	105.9	0.80	8.013	97.3	107	75-125	0			O

MSD		Sample ID: 1710607-02AMSD				Units: mg/Kg		Analysis Date: 10/17/2017 02:01 A		
Client ID: CAR3234-BG1		Run ID: ICP2_171016A			SeqNo: 4703458		Prep Date: 10/12/2017		DF: 1	
Analyte	Result	PQL	SPK Val	SPK Ref Value	%REC	Control Limit	RPD Ref Value	%RPD	RPD Limit	Qual
Arsenic	15.17	0.40	8.026	9.023	76.5	75-125	15.93	4.92	20	
Barium	202.8	0.40	8.026	153.9	610	75-125	170.5	17.3	20	SO
Cadmium	8.724	0.80	8.026	3.515	64.9	75-125	10.24	16	20	S
Chromium	22.08	0.40	8.026	15.18	86	75-125	23.89	7.84	20	
Copper	23.35	0.80	8.026	17.88	68.1	75-125	23.96	2.6	20	S
Lead	23.65	0.40	8.026	17.22	80.2	75-125	23.62	0.157	20	
Nickel	28.73	0.40	8.026	22.83	73.6	75-125	29.25	1.78	20	S
Selenium	9.843	0.80	8.026	5.233	57.4	75-125	11.28	13.6	20	S
Silver	7.4	0.40	8.026	2.56	60.3	75-125	8.876	18.1	20	S
Zinc	111.8	0.80	8.026	97.3	180	75-125	105.9	5.41	20	SO

The following samples were analyzed in this batch:

1710607-01A	1710607-02A	1710607-03A
1710607-04A	1710607-05A	

Note: See Qualifiers Page for a list of Qualifiers and their explanation.

Client: Olsson Associates
 Work Order: 1710607
 Project: CT Carney 32-34

QC BATCH REPORT

Batch ID: **108993** Instrument ID **SAR** Method: **USDA H60 Metho**

DUP	Sample ID: 1710598-01ADUP				Units: none		Analysis Date: 10/16/2017			
Client ID:	Run ID: SAR_171016C			SeqNo: 4707940		Prep Date: 10/13/2017		DF: 1		
Analyte	Result	PQL	SPK Val	SPK Ref Value	%REC	Control Limit	RPD Ref Value	%RPD	RPD Limit	Qual
Sodium Adsorption Ratio	3.271	0.010	0	0	0		2.919	11.4	50	

The following samples were analyzed in this batch:

1710607-01B	1710607-02B	1710607-03B
1710607-04B		

Batch ID: **108993** Instrument ID **ICPMS3** Method: **SW6020A**

DUP	Sample ID: 1710598-01ADUP				Units: mg/L		Analysis Date: 10/17/2017 07:01 PM			
Client ID:	Run ID: ICPMS3_171017A			SeqNo: 4706738		Prep Date: 10/13/2017		DF: 10		
Analyte	Result	PQL	SPK Val	SPK Ref Value	%REC	Control Limit	RPD Ref Value	%RPD	RPD Limit	Qual
Calcium	123.8	5.0	0	0	0	0-0	123.9	0.034		
Magnesium	18.46	2.0	0	0	0	0-0	19.12	3.52		
Sodium	147.5	2.0	0	0	0	0-0	132.1	11		

The following samples were analyzed in this batch:

1710607-01B	1710607-02B	1710607-03B
1710607-04B		

Note: See Qualifiers Page for a list of Qualifiers and their explanation.

Client: Olsson Associates
 Work Order: 1710607
 Project: CT Carney 32-34

QC BATCH REPORT

Batch ID: 108893 Instrument ID SVMS6 Method: SW846 8270D

MBLK		Sample ID: SBLKS1-108893-108893				Units: µg/Kg		Analysis Date: 10/12/2017 07:26 PM		
Client ID:		Run ID: SVMS6_171012A		SeqNo: 4697902		Prep Date: 10/12/2017		DF: 1		
Analyte	Result	PQL	SPK Val	SPK Ref Value	%REC	Control Limit	RPD Ref Value	%RPD	RPD Limit	Qual
Acenaphthene	U	42								
Anthracene	U	42								
Benzo(a)anthracene	U	42								
Benzo(a)pyrene	U	42								
Benzo(b)fluoranthene	U	42								
Benzo(k)fluoranthene	U	42								
Chrysene	U	42								
Dibenzo(a,h)anthracene	U	42								
Fluoranthene	U	42								
Fluorene	U	42								
Indeno(1,2,3-cd)pyrene	U	42								
Naphthalene	U	42								
Pyrene	U	42								
Surr: 2-Fluorobiphenyl	3394	0	3333	0	102	20-140	0			
Surr: 4-Terphenyl-d14	3876	0	3333	0	116	22-172	0			
Surr: Nitrobenzene-d5	2127	0	3333	0	63.8	28-140	0			

LCS		Sample ID: SLCSS1-108893-108893				Units: µg/Kg		Analysis Date: 10/12/2017 07:40 PM		
Client ID:		Run ID: SVMS6_171012A		SeqNo: 4697903		Prep Date: 10/12/2017		DF: 1		
Analyte	Result	PQL	SPK Val	SPK Ref Value	%REC	Control Limit	RPD Ref Value	%RPD	RPD Limit	Qual
Acenaphthene	1457	42	1333	0	109	40-140	0			
Anthracene	1628	42	1333	0	122	40-140	0			
Benzo(a)anthracene	1540	42	1333	0	116	40-140	0			
Benzo(a)pyrene	1647	42	1333	0	124	40-140	0			
Benzo(b)fluoranthene	1715	42	1333	0	129	40-140	0			
Benzo(k)fluoranthene	1862	42	1333	0	140	40-140	0			
Chrysene	1659	42	1333	0	124	40-140	0			
Dibenzo(a,h)anthracene	1542	42	1333	0	116	40-140	0			
Fluoranthene	1136	42	1333	0	85.2	40-140	0			
Fluorene	1535	42	1333	0	115	40-140	0			
Indeno(1,2,3-cd)pyrene	1588	42	1333	0	119	40-140	0			
Naphthalene	1426	42	1333	0	107	40-140	0			
Pyrene	1250	42	1333	0	93.8	40-140	0			
Surr: 2-Fluorobiphenyl	3526	0	3333	0	106	20-140	0			
Surr: 4-Terphenyl-d14	3832	0	3333	0	115	22-172	0			
Surr: Nitrobenzene-d5	2350	0	3333	0	70.5	28-140	0			

Note: See Qualifiers Page for a list of Qualifiers and their explanation.

Client: Olsson Associates
 Work Order: 1710607
 Project: CT Carney 32-34

QC BATCH REPORT

Batch ID: 108893 Instrument ID SVMS6 Method: SW846 8270D

MS				Sample ID: 1710565-10B MS			Units: µg/Kg		Analysis Date: 10/12/2017 07:54 PM		
Client ID:				Run ID: SVMS6_171012A			SeqNo: 4697904		Prep Date: 10/12/2017		DF: 1
Analyte	Result	PQL	SPK Val	SPK Ref Value	%REC	Control Limit	RPD Ref Value	%RPD	RPD Limit	Qual	
Acenaphthene	1583	40	1279	0	124	40-140	0				
Anthracene	1578	40	1279	0	123	40-140	0				
Benzo(a)anthracene	1650	40	1279	0	129	40-140	0				
Benzo(a)pyrene	1510	40	1279	0	118	40-140	0				
Benzo(b)fluoranthene	1467	40	1279	0	115	40-140	0				
Benzo(k)fluoranthene	1510	40	1279	0	118	40-140	0				
Chrysene	1565	40	1279	0	122	40-140	0				
Dibenzo(a,h)anthracene	1336	40	1279	0	104	40-140	0				
Fluoranthene	1343	40	1279	0	105	40-140	0				
Fluorene	1833	40	1279	0	143	40-140	0			S	
Indeno(1,2,3-cd)pyrene	1323	40	1279	0	103	40-140	0				
Naphthalene	1484	40	1279	0	116	40-140	0				
Pyrene	1329	40	1279	0	104	40-140	0				
Surr: 2-Fluorobiphenyl	4134	0	3199	0	129	20-140	0				
Surr: 4-Terphenyl-d14	3853	0	3199	0	120	22-172	0				
Surr: Nitrobenzene-d5	2341	0	3199	0	73.2	28-140	0				

MSD				Sample ID: 1710565-10B MSD			Units: µg/Kg		Analysis Date: 10/12/2017 08:08 PM		
Client ID:				Run ID: SVMS6_171012A			SeqNo: 4697905		Prep Date: 10/12/2017		DF: 1
Analyte	Result	PQL	SPK Val	SPK Ref Value	%REC	Control Limit	RPD Ref Value	%RPD	RPD Limit	Qual	
Acenaphthene	1790	41	1300	0	138	40-140	1583	12.3	30		
Anthracene	1723	41	1300	0	133	40-140	1578	8.83	30		
Benzo(a)anthracene	1829	41	1300	0	141	40-140	1650	10.3	30	S	
Benzo(a)pyrene	1838	41	1300	0	141	40-140	1510	19.6	30	S	
Benzo(b)fluoranthene	1751	41	1300	0	135	40-140	1467	17.7	30		
Benzo(k)fluoranthene	1799	41	1300	0	138	40-140	1510	17.4	30		
Chrysene	1650	41	1300	0	127	40-140	1565	5.26	30		
Dibenzo(a,h)anthracene	1694	41	1300	0	130	40-140	1336	23.6	30		
Fluoranthene	1580	41	1300	0	122	40-140	1343	16.2	30		
Fluorene	1949	41	1300	0	150	40-140	1833	6.16	30	S	
Indeno(1,2,3-cd)pyrene	1698	41	1300	0	131	40-140	1323	24.8	30		
Naphthalene	1743	41	1300	0	134	40-140	1484	16.1	30		
Pyrene	1419	41	1300	0	109	40-140	1329	6.55	30		
Surr: 2-Fluorobiphenyl	4118	0	3250	0	127	20-140	4134	0.376	0		
Surr: 4-Terphenyl-d14	4308	0	3250	0	133	22-172	3853	11.1	0		
Surr: Nitrobenzene-d5	3140	0	3250	0	96.6	28-140	2341	29.1	0		

The following samples were analyzed in this batch:

1710607-01A	1710607-03A	1710607-04A
-------------	-------------	-------------

Note: See Qualifiers Page for a list of Qualifiers and their explanation.

Client: Olsson Associates
 Work Order: 1710607
 Project: CT Carney 32-34

QC BATCH REPORT

Batch ID: **108966** Instrument ID **VMS10** Method: **SW8260B**

MBLK		Sample ID: MBLK-108966-108966				Units: µg/Kg-dry		Analysis Date: 10/17/2017 11:40 A		
Client ID:		Run ID: VMS10_171017A		SeqNo: 4706971		Prep Date: 10/12/2017		DF: 1		
Analyte	Result	PQL	SPK Val	SPK Ref Value	%REC	Control Limit	RPD Ref Value	%RPD	RPD Limit	Qual
Benzene	U	30								
Ethylbenzene	U	30								
m,p-Xylene	U	60								
o-Xylene	U	30								
Toluene	U	30								
Xylenes, Total	U	90								
<i>Surr: 1,2-Dichloroethane-d4</i>	1057	0	1000	0	106	70-130	0			
<i>Surr: 4-Bromofluorobenzene</i>	923	0	1000	0	92.3	70-130	0			
<i>Surr: Dibromofluoromethane</i>	1076	0	1000	0	108	70-130	0			
<i>Surr: Toluene-d8</i>	869	0	1000	0	86.9	70-130	0			

LCS		Sample ID: LCS-108966-108966				Units: µg/Kg-dry		Analysis Date: 10/17/2017 10:53 A		
Client ID:		Run ID: VMS10_171017A		SeqNo: 4706969		Prep Date: 10/12/2017		DF: 1		
Analyte	Result	PQL	SPK Val	SPK Ref Value	%REC	Control Limit	RPD Ref Value	%RPD	RPD Limit	Qual
Benzene	1052	30	1000	0	105	75-125	0			
Ethylbenzene	903	30	1000	0	90.3	75-125	0			
m,p-Xylene	1848	60	2000	0	92.4	80-125	0			
o-Xylene	932	30	1000	0	93.2	75-125	0			
Toluene	977.5	30	1000	0	97.8	70-125	0			
Xylenes, Total	2780	90	3000	0	92.7	75-125	0			
<i>Surr: 1,2-Dichloroethane-d4</i>	941	0	1000	0	94.1	70-130	0			
<i>Surr: 4-Bromofluorobenzene</i>	1074	0	1000	0	107	70-130	0			
<i>Surr: Dibromofluoromethane</i>	966	0	1000	0	96.6	70-130	0			
<i>Surr: Toluene-d8</i>	965	0	1000	0	96.5	70-130	0			

MS		Sample ID: 1710607-01A MS				Units: µg/Kg-dry		Analysis Date: 10/17/2017 03:04 PM		
Client ID: CAR3234-SS1		Run ID: VMS10_171017A		SeqNo: 4706979		Prep Date: 10/12/2017		DF: 1		
Analyte	Result	PQL	SPK Val	SPK Ref Value	%REC	Control Limit	RPD Ref Value	%RPD	RPD Limit	Qual
Benzene	1498	41	1353	0	111	75-125	0			
Ethylbenzene	1224	41	1353	0	90.4	75-125	0			
m,p-Xylene	2502	81	2706	0	92.5	80-125	0			
o-Xylene	1267	41	1353	0	93.6	75-125	0			
Toluene	1325	41	1353	0	98	70-125	0			
Xylenes, Total	3769	120	4059	0	92.9	75-125	0			
<i>Surr: 1,2-Dichloroethane-d4</i>	1279	0	1353	0	94.5	70-130	0			
<i>Surr: 4-Bromofluorobenzene</i>	1470	0	1353	0	109	70-130	0			
<i>Surr: Dibromofluoromethane</i>	1283	0	1353	0	94.8	70-130	0			
<i>Surr: Toluene-d8</i>	1285	0	1353	0	95	70-130	0			

Note: See Qualifiers Page for a list of Qualifiers and their explanation.

Client: Olsson Associates
 Work Order: 1710607
 Project: CT Carney 32-34

QC BATCH REPORT

Batch ID: 108966 Instrument ID VMS10 Method: SW8260B

MSD		Sample ID: 1710607-01A MSD				Units: $\mu\text{g/Kg-dry}$		Analysis Date: 10/17/2017 03:20 PM		
Client ID: CAR3234-SS1		Run ID: VMS10_171017A		SeqNo: 4706981		Prep Date: 10/12/2017		DF: 1		
Analyte	Result	PQL	SPK Val	SPK Ref Value	%REC	Control Limit	RPD Ref Value	%RPD	RPD Limit	Qual
Benzene	1501	41	1353	0	111	75-125	1498	0.18	30	
Ethylbenzene	1264	41	1353	0	93.4	75-125	1224	3.26	30	
m,p-Xylene	2574	81	2706	0	95.1	80-125	2502	2.83	30	
o-Xylene	1293	41	1353	0	95.6	75-125	1267	2.06	30	
Toluene	1366	41	1353	0	101	70-125	1325	3.07	30	
Xylenes, Total	3867	120	4059	0	95.3	75-125	3769	2.57	30	
Surr: 1,2-Dichloroethane-d4	1254	0	1353	0	92.6	70-130	1279	1.98	30	
Surr: 4-Bromofluorobenzene	1452	0	1353	0	107	70-130	1470	1.2	30	
Surr: Dibromofluoromethane	1280	0	1353	0	94.6	70-130	1283	0.264	30	
Surr: Toluene-d8	1278	0	1353	0	94.4	70-130	1285	0.528	30	

The following samples were analyzed in this batch: 1710607-01A 1710607-03A 1710607-04A

Note: See Qualifiers Page for a list of Qualifiers and their explanation.

Client: Olsson Associates
 Work Order: 1710607
 Project: CT Carney 32-34

QC BATCH REPORT

Batch ID: **108925** Instrument ID **WETCHEM** Method: **SW9045D**

LCS		Sample ID: LCS-108925-108925				Units: s.u.		Analysis Date: 10/12/2017 05:00 PM			
Client ID:		Run ID: WETCHEM_171012G				SeqNo: 4696049		Prep Date: 10/12/2017		DF: 1	
Analyte	Result	PQL	SPK Val	SPK Ref Value	%REC	Control Limit	RPD Ref Value	%RPD	RPD Limit	Qual	
pH	3.94	0.10	4	0	98.5	90-110	0				

DUP		Sample ID: 1710790-01A DUP				Units: s.u.		Analysis Date: 10/12/2017 05:00 PM			
Client ID:		Run ID: WETCHEM_171012G				SeqNo: 4695981		Prep Date: 10/12/2017		DF: 1	
Analyte	Result	PQL	SPK Val	SPK Ref Value	%REC	Control Limit	RPD Ref Value	%RPD	RPD Limit	Qual	
pH	7.16	0.10	0	0	0	0-0	7.18	0.279	20		

DUP		Sample ID: 1710607-01A DUP				Units: s.u.		Analysis Date: 10/12/2017 05:00 PM			
Client ID: CAR3234-SS1		Run ID: WETCHEM_171012G				SeqNo: 4696409		Prep Date: 10/12/2017		DF: 1	
Analyte	Result	PQL	SPK Val	SPK Ref Value	%REC	Control Limit	RPD Ref Value	%RPD	RPD Limit	Qual	
pH	7.71	0.10	0	0	0	0-0	7.29	5.6	20		

The following samples were analyzed in this batch:

1710607-01A	1710607-02A	1710607-03A
1710607-04A		

Note: See Qualifiers Page for a list of Qualifiers and their explanation.

Client: Olsson Associates
 Work Order: 1710607
 Project: CT Carney 32-34

QC BATCH REPORT

Batch ID: **108930** Instrument ID **WETCHEM** Method: **SW7196A**

MBLK	Sample ID: MBLK-108930-108930				Units: mg/Kg		Analysis Date: 10/16/2017 04:30 PM			
Client ID:	Run ID: WETCHEM_1710160			SeqNo: 4703127		Prep Date: 10/11/2017		DF: 1		
Analyte	Result	PQL	SPK Val	SPK Ref Value	%REC	Control Limit	RPD Ref Value	%RPD	RPD Limit	Qual

Chromium, Hexavalent U 1.0

LCS	Sample ID: LCS-108930-108930				Units: mg/Kg		Analysis Date: 10/16/2017 04:30 PM			
Client ID:	Run ID: WETCHEM_1710160			SeqNo: 4703128		Prep Date: 10/11/2017		DF: 1		
Analyte	Result	PQL	SPK Val	SPK Ref Value	%REC	Control Limit	RPD Ref Value	%RPD	RPD Limit	Qual

Chromium, Hexavalent 4.81 1.0 5 0 96.2 80-120 0

MS	Sample ID: 1710613-02A MS				Units: mg/Kg		Analysis Date: 10/16/2017 04:30 PM			
Client ID:	Run ID: WETCHEM_1710160			SeqNo: 4703138		Prep Date: 10/11/2017		DF: 1		
Analyte	Result	PQL	SPK Val	SPK Ref Value	%REC	Control Limit	RPD Ref Value	%RPD	RPD Limit	Qual

Chromium, Hexavalent 3.46 1.0 5 -0.09 71 75-125 0 S

MS	Sample ID: 1710613-02A MSI				Units: mg/Kg		Analysis Date: 10/16/2017 04:30 PM			
Client ID:	Run ID: WETCHEM_1710160			SeqNo: 4703140		Prep Date: 10/11/2017		DF: 100		
Analyte	Result	PQL	SPK Val	SPK Ref Value	%REC	Control Limit	RPD Ref Value	%RPD	RPD Limit	Qual

Chromium, Hexavalent 1789 100 1705 -0.09 105 75-125 0

MS	Sample ID: 1710688-03A MS				Units: mg/Kg		Analysis Date: 10/16/2017 04:30 PM			
Client ID:	Run ID: WETCHEM_1710160			SeqNo: 4703151		Prep Date: 10/11/2017		DF: 1		
Analyte	Result	PQL	SPK Val	SPK Ref Value	%REC	Control Limit	RPD Ref Value	%RPD	RPD Limit	Qual

Chromium, Hexavalent 2.559 0.98 4.902 -0.09 54 75-125 0 S

MS	Sample ID: 1710688-03A MSI				Units: mg/Kg		Analysis Date: 10/16/2017 04:30 PM			
Client ID:	Run ID: WETCHEM_1710160			SeqNo: 4703153		Prep Date: 10/11/2017		DF: 100		
Analyte	Result	PQL	SPK Val	SPK Ref Value	%REC	Control Limit	RPD Ref Value	%RPD	RPD Limit	Qual

Chromium, Hexavalent 1442 98 1829 -0.09 78.8 75-125 0

MSD	Sample ID: 1710613-02A MSD				Units: mg/Kg		Analysis Date: 10/16/2017 04:30 PM			
Client ID:	Run ID: WETCHEM_1710160			SeqNo: 4703139		Prep Date: 10/11/2017		DF: 1		
Analyte	Result	PQL	SPK Val	SPK Ref Value	%REC	Control Limit	RPD Ref Value	%RPD	RPD Limit	Qual

Chromium, Hexavalent 3.34 1.0 5 -0.09 68.6 75-125 3.46 3.53 20 S

Note: See Qualifiers Page for a list of Qualifiers and their explanation.

Client: Olsson Associates
Work Order: 1710607
Project: CT Carney 32-34

QC BATCH REPORT

Batch ID: **108930** Instrument ID **WETCHEM** Method: **SW7196A**

MSD		Sample ID: 1710688-03A MSD				Units: mg/Kg		Analysis Date: 10/16/2017 04:30 PM			
Client ID:		Run ID: WETCHEM_1710160			SeqNo: 4703152		Prep Date: 10/11/2017		DF: 1		
Analyte	Result	PQL	SPK Val	SPK Ref Value	%REC	Control Limit	RPD Ref Value	%RPD	RPD Limit	Qual	
Chromium, Hexavalent	1.75	1.0	5	-0.09	36.8	75-125	2.559	37.5	20	SR	

The following samples were analyzed in this batch:

1710607-01A	1710607-02A	1710607-03A
1710607-04A		

Note: See Qualifiers Page for a list of Qualifiers and their explanation.

Client: Olsson Associates
Work Order: 1710607
Project: CT Carney 32-34

QC BATCH REPORT

Batch ID: **108993** Instrument ID **WETCHEM** Method: **USDA H60 Metho**

DUP	Sample ID: 1710598-01A DUP				Units: mmhos/cm @25°		Analysis Date: 10/16/2017 12:30 PM			
Client ID:	Run ID: WETCHEM_171016F			SeqNo: 4702093		Prep Date: 10/13/2017		DF: 50		
Analyte	Result	PQL	SPK Val	SPK Ref Value	%REC	Control Limit	RPD Ref Value	%RPD	RPD Limit	Qual
Electrical Conductivity @ Saturation	1.39	0.25	0	0	0		1.39	0	50	

The following samples were analyzed in this batch:

1710607-01B	1710607-02B	1710607-03B
1710607-04B		

Note: See Qualifiers Page for a list of Qualifiers and their explanation.

Client: Olsson Associates
 Work Order: 1710607
 Project: CT Carney 32-34

QC BATCH REPORT

Batch ID: **R222150** Instrument ID **MOIST** Method: **SW3550C**

MBLK		Sample ID: WBLKS-R222150				Units: % of sample			Analysis Date: 10/12/2017 12:25 PM		
Client ID:		Run ID: MOIST_171012B				SeqNo: 4696943		Prep Date:		DF: 1	
Analyte	Result	PQL	SPK Val	SPK Ref Value	%REC	Control Limit	RPD Ref Value	%RPD	RPD Limit	Qual	
Moisture	U	0.050									

LCS		Sample ID: LCS-R222150				Units: % of sample			Analysis Date: 10/12/2017 12:25 PM		
Client ID:		Run ID: MOIST_171012B				SeqNo: 4696942		Prep Date:		DF: 1	
Analyte	Result	PQL	SPK Val	SPK Ref Value	%REC	Control Limit	RPD Ref Value	%RPD	RPD Limit	Qual	
Moisture	100	0.050	100	0	100	99.5-100.5	0				

DUP		Sample ID: 1710625-02A DUP				Units: % of sample			Analysis Date: 10/12/2017 12:25 PM		
Client ID:		Run ID: MOIST_171012B				SeqNo: 4696926		Prep Date:		DF: 1	
Analyte	Result	PQL	SPK Val	SPK Ref Value	%REC	Control Limit	RPD Ref Value	%RPD	RPD Limit	Qual	
Moisture	13.7	0.050	0	0	0	0-0	14.13	3.09	5		

DUP		Sample ID: 1710642-01B DUP				Units: % of sample			Analysis Date: 10/12/2017 12:25 PM		
Client ID:		Run ID: MOIST_171012B				SeqNo: 4696937		Prep Date:		DF: 1	
Analyte	Result	PQL	SPK Val	SPK Ref Value	%REC	Control Limit	RPD Ref Value	%RPD	RPD Limit	Qual	
Moisture	7.63	0.050	0	0	0	0-0	7.24	5.25	5	R	

The following samples were analyzed in this batch: 1710607-05A

Note: See Qualifiers Page for a list of Qualifiers and their explanation.

Client: Olsson Associates
 Work Order: 1710607
 Project: CT Carney 32-34

QC BATCH REPORT

Batch ID: **R222153** Instrument ID **MOIST** Method: **SW3550C**

MBLK		Sample ID: WBLKS-R222153				Units: % of sample			Analysis Date: 10/12/2017 10:00 PM		
Client ID:		Run ID: MOIST_171012E				SeqNo: 4696797		Prep Date:		DF: 1	
Analyte	Result	PQL	SPK Val	SPK Ref Value	%REC	Control Limit	RPD Ref Value	%RPD	RPD Limit	Qual	

Moisture U 0.050

LCS		Sample ID: LCS-R222153				Units: % of sample			Analysis Date: 10/12/2017 10:00 PM		
Client ID:		Run ID: MOIST_171012E				SeqNo: 4696796		Prep Date:		DF: 1	
Analyte	Result	PQL	SPK Val	SPK Ref Value	%REC	Control Limit	RPD Ref Value	%RPD	RPD Limit	Qual	

Moisture 100 0.050 100 0 100 99.5-100.5 0

DUP		Sample ID: 1710832-04A DUP				Units: % of sample			Analysis Date: 10/12/2017 10:00 PM		
Client ID:		Run ID: MOIST_171012E				SeqNo: 4696783		Prep Date:		DF: 1	
Analyte	Result	PQL	SPK Val	SPK Ref Value	%REC	Control Limit	RPD Ref Value	%RPD	RPD Limit	Qual	

Moisture 17.55 0.050 0 0 0 0-0 17.84 1.64 5

DUP		Sample ID: 1710832-05A DUP				Units: % of sample			Analysis Date: 10/12/2017 10:00 PM		
Client ID:		Run ID: MOIST_171012E				SeqNo: 4696784		Prep Date:		DF: 1	
Analyte	Result	PQL	SPK Val	SPK Ref Value	%REC	Control Limit	RPD Ref Value	%RPD	RPD Limit	Qual	

Moisture 15.96 0.050 0 0 0 0-0 16.31 2.17 5

The following samples were analyzed in this batch: 1710607-01A 1710607-03A 1710607-04A

Note: See Qualifiers Page for a list of Qualifiers and their explanation.

Client: Olsson Associates
 Work Order: 1710607
 Project: CT Carney 32-34

QC BATCH REPORT

Batch ID: **R222258** Instrument ID **MOIST** Method: **SW3550C**

MBLK	Sample ID: WBLKS-R222258		Units: % of sample				Analysis Date: 10/13/2017 01:40 PM			
Client ID:	Run ID: MOIST_171013B		SeqNo: 4699846		Prep Date:		DF: 1			
Analyte	Result	PQL	SPK Val	SPK Ref Value	%REC	Control Limit	RPD Ref Value	%RPD	RPD Limit	Qual

Moisture U 0.050

LCS	Sample ID: LCS-R222258		Units: % of sample				Analysis Date: 10/13/2017 01:40 PM			
Client ID:	Run ID: MOIST_171013B		SeqNo: 4699845		Prep Date:		DF: 1			
Analyte	Result	PQL	SPK Val	SPK Ref Value	%REC	Control Limit	RPD Ref Value	%RPD	RPD Limit	Qual

Moisture 100 0.050 100 0 100 99.5-100.5 0

DUP	Sample ID: 1710613-07A DUP		Units: % of sample				Analysis Date: 10/13/2017 01:40 PM			
Client ID:	Run ID: MOIST_171013B		SeqNo: 4699829		Prep Date:		DF: 1			
Analyte	Result	PQL	SPK Val	SPK Ref Value	%REC	Control Limit	RPD Ref Value	%RPD	RPD Limit	Qual

Moisture 20.59 0.050 0 0 0 0-0 20.22 1.81 5

DUP	Sample ID: 1710832-22A DUP		Units: % of sample				Analysis Date: 10/13/2017 01:40 PM			
Client ID:	Run ID: MOIST_171013B		SeqNo: 4699833		Prep Date:		DF: 1			
Analyte	Result	PQL	SPK Val	SPK Ref Value	%REC	Control Limit	RPD Ref Value	%RPD	RPD Limit	Qual

Moisture 16.53 0.050 0 0 0 0-0 16.79 1.56 5

The following samples were analyzed in this batch: 1710607-02A

Note: See Qualifiers Page for a list of Qualifiers and their explanation.



Environmental

Chain of Custody Form

Page 1 of 1

COC ID: 123456

- Cincinnati, OH +1 813 733 8338
- Holland, MI +1 616 399 6070
- Salt Lake City, UT +1 801 286 7700
- Everett, WA +1 425 366 2800
- Houston, TX +1 281 530 5886
- Spring City, PA +1 610 948 4803
- Fort Collins, CO +1 970 490 1511
- Middletown, PA +1 717 944 8541
- York, PA +1 717 605 6280

ALS Project Manager: Work Order #: 1710607

Customer Information		Project Information				Parameter/Method Request for Analysis											
Purchase Order		Project Name	CT Carney 32-34			A	TPH (GRO & DRO)										
Work Order		Project Number	013.3287.400.400004			B	BTEX										
Company Name	Olsson Associates	Bill To Company	Olsson Associates			C	PAH (See Attached List) CO Table 910										
Send Report To	Tim Dobransky	Invoice Attn.	Tim Dobransky			D	Electrical Conductivity										
Address	760 Horizon Drive, Sta. 102	Address	760 Horizon Drive, Sta. 102			E	Sodium Adsorption Ratio										
						F	pH										
City/State/Zip	Grand Junction, CO 81506	City/State/Zip	Grand Junction, CO 81506			G	Metals (See Attached List) CO Table 910										
Phone	970.283.7800	Phone	970.283.7800			H	Arsenic Only										
Fax	970.283.7456	Fax	970.283.7456			I											
e-Mail Address	tdobransky@oacconsulting.com	e-Mail Address				J											

No.	Sample Description	Date	Time	Matrix	Pres.	# Bottles	A	B	C	D	E	F	G	H	I	J	Hold
1	CAR3234-SS1	10/06/17	850	Soil	8	2	X	X	X	X	X	X	X				
2	CAR3234-BG1	10/06/17	900	Soil	8	2				X	X	X	X				
3	CAR3234-SS2	10/06/17	915	Soil	8	2	X	X	X	X	X	X	X				
4	CAR3234-SS3	10/06/17	925	Soil	8	2	X	X	X	X	X	X	X				
5	CAR3234-BG2	10/06/17	935	Soil	8	1								X			
6																	
7																	
8																	
9																	
10																	

Sampler(s): Please Print & Sign Tim Dobransky Shipment Method: FedEx Required Turnaround Time: Other STD 10 Wk Days 5 Wk Days 2 Wk Days 24 Hour Results Due Date:

Relinquished by: <u>[Signature]</u>	Date: 10/9/17	Time: 11:30	Received by: <u>[Signature]</u>	Notes: Chevron Pricing Applies - Per Bruce Schlatter
Relinquished by: <u>[Signature]</u>	Date: 10/9/17	Time: 1830	Received by (Laboratory): <u>[Signature]</u>	Cooler Temp. 3.6°C
Logged by (Laboratory): <u>[Signature]</u>	Date: 10/10/17	Time: 1200	Checked by (Laboratory): <u>[Signature]</u>	QC Package: (Check Box Below)
				<input checked="" type="checkbox"/> Level II: Standard QC
				<input type="checkbox"/> Level III: Std QC + Raw Data
				<input type="checkbox"/> Level IV: SW846 CLP-Like
				Other:

Preservative Key: 1-HCL 2-HNO3 3-H2SO4 4-NaOH 5-Na2S2O3 6-NaHSO4 7-Other 8-4 degrees C 9-5035

Sample Receipt Checklist

Client Name: **OLSSON**

Date/Time Received: **10-Oct-17 09:30**

Work Order: **1710607**

Received by: **DS**

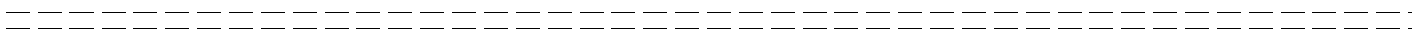
Checklist completed by Diane Shaw 10-Oct-17
eSignature Date

Reviewed by: Chad Whelton 11-Oct-17
eSignature Date

Matrices: Soil
 Carrier name: FedEx

Shipping container/cooler in good condition?	Yes <input checked="" type="checkbox"/>	No <input type="checkbox"/>	Not Present <input type="checkbox"/>
Custody seals intact on shipping container/cooler?	Yes <input type="checkbox"/>	No <input type="checkbox"/>	Not Present <input checked="" type="checkbox"/>
Custody seals intact on sample bottles?	Yes <input type="checkbox"/>	No <input type="checkbox"/>	Not Present <input checked="" type="checkbox"/>
Chain of custody present?	Yes <input checked="" type="checkbox"/>	No <input type="checkbox"/>	
Chain of custody signed when relinquished and received?	Yes <input checked="" type="checkbox"/>	No <input type="checkbox"/>	
Chain of custody agrees with sample labels?	Yes <input checked="" type="checkbox"/>	No <input type="checkbox"/>	
Samples in proper container/bottle?	Yes <input checked="" type="checkbox"/>	No <input type="checkbox"/>	
Sample containers intact?	Yes <input checked="" type="checkbox"/>	No <input type="checkbox"/>	
Sufficient sample volume for indicated test?	Yes <input checked="" type="checkbox"/>	No <input type="checkbox"/>	
All samples received within holding time?	Yes <input checked="" type="checkbox"/>	No <input type="checkbox"/>	
Container/Temp Blank temperature in compliance?	Yes <input checked="" type="checkbox"/>	No <input type="checkbox"/>	
Sample(s) received on ice?	Yes <input checked="" type="checkbox"/>	No <input type="checkbox"/>	
Temperature(s)/Thermometer(s):	<input type="text" value="3.6/3.6 c"/>		<input type="text" value="SR2"/>
Cooler(s)/Kit(s):	<input type="text"/>		
Date/Time sample(s) sent to storage:	<input type="text" value="10/10/2017 12:09:09 PM"/>		
Water - VOA vials have zero headspace?	Yes <input type="checkbox"/>	No <input type="checkbox"/>	No VOA vials submitted <input checked="" type="checkbox"/>
Water - pH acceptable upon receipt?	Yes <input type="checkbox"/>	No <input type="checkbox"/>	N/A <input checked="" type="checkbox"/>
pH adjusted?	Yes <input type="checkbox"/>	No <input type="checkbox"/>	N/A <input checked="" type="checkbox"/>
pH adjusted by:	<input type="text"/>		

Login Notes:



Client Contacted: _____ Date Contacted: _____ Person Contacted: _____

Contacted By: _____ Regarding: _____

Comments:

CorrectiveAction: