



## Division of Environmental Testing

2115 N Scranton St Suite 3040A

Aurora, CO 80045

800-440-5184

October 31, 2024

143 Diamond Ave  
Parachute, CO 81635  
970-285-2925

**Project Manager :** Derek Horn  
**Project Name :** D23A 596 8' Lateral  
**Project Number :** N/A

Attached are the analytical results for D23A 596 8' Lateral N/A received by Elevation Diagnostics, Division of Environmental Testing on October 25, 2024. This is associated with Elevation's number AA13515 .

The results were analyzed under the guidelines of various methods. These methods are identified in the report as follows: "SW" is referring to the EPA's SW-846 Compendium; "EPA" is referring to 40 CFR part 136; "HACH" is referring to a method which was validated by HACH®; "SM" is referring to a revision of the Standard Methods For the Examination of Water and Wastewater; and "ASTM" is referring to the standard test method set forth by ASTM International.

The analytical results in this report apply specifically to the samples listed in the attached Chain of Custody. This report may only be duplicated in full.

Any deviations to sample integrity, method specifications, or Elevation Diagnostics's standard operating procedures are documented in the report below.

Please contact us for any questions or comments concerning the content of this report.

Thank you,




Elevation Diagnostics, Division of Environmental Testing

## Chain of Custody Form

Client: QB Energy Operating, LLCAddress: 143 Diamond AvenueCity/State/ZIP: Parachute/ Colorado/ 81635Phone: (720) 830-7549Project Contact: Derek Horn

## Elevation Diagnostics

2115 North Scranton Street Suite 3040A Aurora, CO 80045  
800.440.5184Project Name/Number: D23A 596 8" LateralProject Location: D23A 596Collector Name: Alex Slorby

Sample ID	Sample Description	Date Sampled	Time Sampled	# of containers	Preservative				Matrix			Analysis Requested								Interim report requested	
					HCl	HNO <sub>3</sub>	None	Other	Water	Soil	Other	Table 915-1 VOC's	TPH (ORO, GRO, DRO)	Table 915-1 Metal's	Table 915-1 PAH's	pH, EC, SAR	Boron (Hot Water Soluble Soil)	CR6IC	<input type="checkbox"/> Yes <input checked="" type="checkbox"/> No	Notes	
1	20241023-D23A 596-(SB05)@10-12	10/23/2024	1235	4						✓		✓	✓	✓	✓	✓	✓				
2	20241023-D23A 596-(SB05)@20-22	10/23/2024	1300	4						✓		✓	✓	✓	✓	✓	✓				
3	20241023-D23A 596-(SB05)@30-32	10/23/2024	1340	4						✓		✓	✓	✓	✓	✓	✓				
4																					
5																					
6																					
7																					
8																					
9																					
10																					

Relinquished By: Alex SlorbyDate/Time: 10/24/2024

Relinquished By:

Date/Time:

Relinquished By:

Date/Time:

Scan to  
Deliver  
Samples

EFOR-008.005

Lab  
Use  
OnlyObserved Temperature Upon Receipt: 0.74°C 1.6°CCorrected Temperature Upon Receipt: 2.9°CThermometer #: EDXEQ238Correction Factor: +1.3°CSamples Intact: Yes NopH Checked: Yes NopH Adjusted: Yes NoPFAS rec'd on ice: Yes NoName/Lot Number of Adjustment: 2024-10-25-010

Lot/EQM Number:

N/A

Dentry error at 10.25.2024

**Division of Environmental Testing**

2115 N Scranton St Suite 3040A

Aurora, CO 80045

800-440-5184

**FINAL RESULTS REPORT****Report Date :** 10/31/2024**Report Time :** 18:48**Project Manager:** Derek Horn**Project Name:** D23A 596 8' Lateral**Project Number:** N/A

Sample ID	Customer ID	Collected	Dilution	Result	Units	MDL	Method Ref.
Analyte Name		Analysis Start					Recovery
<b>AA13515-1</b>	20241023-D23A 596-(SB05)@10-12	<b>Collected :</b> 10/23/2024	12:35				
SAR - Calcium		10/30/2024	09:58 10.00	8.33	mEq/L		EPA 6020B
SAR - Magnesium		10/30/2024	09:58 10.00	5.77	mEq/L		EPA 6020B
SAR - Sodium		10/30/2024	09:58 10.00	12.93	mEq/L		EPA 6020B
SAR - Sodium Adsorption Ratio		10/30/2024	09:58 10.00	4.87	No Unit		EPA 6020B
Soil Conductivity		10/29/2024	16:28	2.15	mmhos/cm	0.0005	USDA 60
<b>AA13515-2</b>	20241023-D23A 596-(SB05)@10-12	<b>Collected :</b> 10/23/2024	12:35				
Chromium VI, Soil		10/30/2024	14:32	Not Detected	mg/kg	0.080	EPA 7199
Hot Water Soluble Boron		10/30/2024	16:27	0.31	mg/kg	0.050	Boron Hot Water Extraction
pH, Soils Temperature		10/29/2024	15:33	19.7	°C		
pH, Soils		10/29/2024	15:33	8.43	SU	0.01	EPA 9045D
Total Metals, Soils - Arsenic		10/30/2024	11:07 10.00	15.44	mg/kg	0.025	EPA 6020B
Total Metals, Soils - Barium		10/30/2024	11:07 10.00	248.72	mg/kg	0.025	EPA 6020B
Total Metals, Soils - Cadmium		10/30/2024	11:07 10.00	0.51	mg/kg	0.001	EPA 6020B
Total Metals, Soils - Copper		10/30/2024	11:07 10.00	22.27	mg/kg	0.025	EPA 6020B
Total Metals, Soils - Lead		10/30/2024	11:07 10.00	15.79	mg/kg	0.025	EPA 6020B
Total Metals, Soils - Nickel		10/30/2024	11:07 10.00	16.26	mg/kg	0.025	EPA 6020B
Total Metals, Soils - Selenium		10/30/2024	11:07 10.00	2.58	mg/kg	0.025	EPA 6020B
Total Metals, Soils - Silver		10/30/2024	11:07 10.00	<0.25 - RL1	mg/kg	0.250	EPA 6020B
Total Metals, Soils - Zinc		10/30/2024	11:07 10.00	59.31	mg/kg	0.025	EPA 6020B
<b>AA13515-3</b>	20241023-D23A 596-(SB05)@10-12	<b>Collected :</b> 10/23/2024	12:35				
DRO & ORO, Soil - DRO		10/31/2024	08:56	Not Detected	mg/kg	100.00	EPA 8015D
DRO & ORO, Soil - ORO		10/31/2024	08:56	Not Detected	mg/kg	100.00	EPA 8015D
Gasoline Range Organics, Soil		10/30/2024	10:27	<0.27	mg/kg	0.26827	EPA 8260
SVOC, Soils - 1-methylnaphthalene		10/30/2024	14:45 10.00	Not Detected - RL1	mg/kg	0.100	EPA 8270
SVOC, Soils - 2-methylnaphthalene		10/30/2024	14:45 10.00	Not Detected - RL1	mg/kg	0.100	EPA 8270
SVOC, Soils - Acenaphthene		10/30/2024	14:45 10.00	Not Detected - RL1	mg/kg	0.100	EPA 8270
SVOC, Soils - Anthracene		10/30/2024	14:45 10.00	Not Detected - RL1	mg/kg	0.100	EPA 8270
SVOC, Soils - Benz(a)anthracene		10/30/2024	14:45 10.00	Not Detected - RL1	mg/kg	0.100	EPA 8270
SVOC, Soils - Benzo(a)pyrene		10/30/2024	14:45 10.00	Not Detected - RL1	mg/kg	0.100	EPA 8270
SVOC, Soils - Benzo(b)fluoranthene		10/30/2024	14:45 10.00	Not Detected - RL1	mg/kg	0.100	EPA 8270
SVOC, Soils - Benzo(k)fluoranthene		10/30/2024	14:45 10.00	Not Detected - RL1	mg/kg	0.100	EPA 8270
SVOC, Soils - Chrysene		10/30/2024	14:45 10.00	Not Detected - RL1	mg/kg	0.100	EPA 8270
SVOC, Soils - Dibenzo(a,h)anthracene		10/30/2024	14:45 10.00	Not Detected - RL1	mg/kg	0.100	EPA 8270
SVOC, Soils - Fluoranthene		10/30/2024	14:45 10.00	Not Detected - RL1	mg/kg	0.100	EPA 8270
SVOC, Soils - Fluorene		10/30/2024	14:45 10.00	Not Detected - RL1	mg/kg	0.100	EPA 8270
SVOC, Soils - Indeno(1,2,3-cd)pyrene		10/30/2024	14:45 10.00	Not Detected - RL1	mg/kg	0.100	EPA 8270
SVOC, Soils - Naphthalene		10/30/2024	14:45 10.00	Not Detected - RL1	mg/kg	0.100	EPA 8270
SVOC, Soils - Pyrene		10/30/2024	14:45 10.00	Not Detected - RL1	mg/kg	0.100	EPA 8270
VOC, Soils - 1,2,4-trimethylbenzene		10/29/2024	16:39	Not Detected	mg/kg	0.00245	EPA 8260
VOC, Soils - 1,3,5-trimethylbenzene		10/29/2024	16:39	Not Detected	mg/kg	0.005	EPA 8260
VOC, Soils - Benzene		10/29/2024	16:39	Not Detected	mg/kg	0.00242	EPA 8260
VOC, Soils - Ethylbenzene		10/29/2024	16:39	<0.0050	mg/kg	0.005	EPA 8260
VOC, Soils - m&p- xylene		10/29/2024	16:39	<0.0043	mg/kg	0.00427	EPA 8260



## Division of Environmental Testing

2115 N Scranton St Suite 3040A

Aurora, CO 80045

800-440-5184

# FINAL RESULTS REPORT

Report Date : 10/31/2024

Report Time : 18:48

Project Manager: Derek Horn

Project Name: D23A 596 8' Lateral

Project Number: N/A

Sample ID	Customer ID	Collected	Dilution	Result	Units	MDL	Method Ref.
Analyte Name		Analysis Start					Recovery
VOC, Soils - o-xylene		10/29/2024 16:39		Not Detected	mg/kg	0.00227	EPA 8260
VOC, Soils - Toluene		10/29/2024 16:39		<0.0026	mg/kg	0.00263	EPA 8260
VOC, Soils - Xylenes, total		10/29/2024 16:39		<0.0065	mg/kg	0.00654	EPA 8260

<b>AA13516-1</b>	20241023-D23A 596-(SB05)@20-22	<b>Collected :</b>	10/23/2024 13:00				
SAR - Calcium		10/30/2024 09:58	10.00	59.38	mEq/L		EPA 6020B
SAR - Magnesium		10/30/2024 09:58	10.00	30.39	mEq/L		EPA 6020B
SAR - Sodium		10/30/2024 09:58	10.00	21.01	mEq/L		EPA 6020B
SAR - Sodium Adsorption Ratio		10/30/2024 09:58	10.00	3.14	No Unit		EPA 6020B
Soil Conductivity		10/29/2024 16:28		8.23	mmhos/cm	0.0005	USDA 60
<b>AA13516-2</b>	20241023-D23A 596-(SB05)@20-22	<b>Collected :</b>	10/23/2024 13:00				
Chromium VI, Soil		10/30/2024 14:32		<0.08	mg/kg	0.080	EPA 7199
Hot Water Soluble Boron		10/30/2024 16:27		0.40	mg/kg	0.050	Boron Hot Water Extraction
pH, Soils Temperature		10/29/2024 15:33		19.7	°C		
pH, Soils		10/29/2024 15:33		7.89	SU	0.01	EPA 9045D
Total Metals, Soils - Arsenic		10/30/2024 11:07	10.00	14.83	mg/kg	0.025	EPA 6020B
Total Metals, Soils - Barium		10/30/2024 11:07	10.00	183.06	mg/kg	0.025	EPA 6020B
Total Metals, Soils - Cadmium		10/30/2024 11:07	10.00	0.45	mg/kg	0.001	EPA 6020B
Total Metals, Soils - Copper		10/30/2024 11:07	10.00	23.23	mg/kg	0.025	EPA 6020B
Total Metals, Soils - Lead		10/30/2024 11:07	10.00	13.94	mg/kg	0.025	EPA 6020B
Total Metals, Soils - Nickel		10/30/2024 11:07	10.00	17.77	mg/kg	0.025	EPA 6020B
Total Metals, Soils - Selenium		10/30/2024 11:07	10.00	2.47	mg/kg	0.025	EPA 6020B
Total Metals, Soils - Silver		10/30/2024 11:07	10.00	<0.25 - RL1	mg/kg	0.250	EPA 6020B
Total Metals, Soils - Zinc		10/30/2024 11:07	10.00	69.91	mg/kg	0.025	EPA 6020B
<b>AA13516-3</b>	20241023-D23A 596-(SB05)@20-22	<b>Collected :</b>	10/23/2024 13:00				
DRO & ORO, Soil - DRO		10/31/2024 08:56		Not Detected	mg/kg	100.00	EPA 8015D
DRO & ORO, Soil - ORO		10/31/2024 08:56		Not Detected	mg/kg	100.00	EPA 8015D
Gasoline Range Organics, Soil		10/30/2024 10:27		<0.27	mg/kg	0.26827	EPA 8260
SVOC, Soils - 1-methylnaphthalene		10/30/2024 14:45	10.00	Not Detected - RL1	mg/kg	0.100	EPA 8270
SVOC, Soils - 2-methylnaphthalene		10/30/2024 14:45	10.00	Not Detected - RL1	mg/kg	0.100	EPA 8270
SVOC, Soils - Acenaphthene		10/30/2024 14:45	10.00	Not Detected - RL1	mg/kg	0.100	EPA 8270
SVOC, Soils - Anthracene		10/30/2024 14:45	10.00	Not Detected - RL1	mg/kg	0.100	EPA 8270
SVOC, Soils - Benz(a)anthracene		10/30/2024 14:45	10.00	Not Detected - RL1	mg/kg	0.100	EPA 8270
SVOC, Soils - Benzo(a)pyrene		10/30/2024 14:45	10.00	Not Detected - RL1	mg/kg	0.100	EPA 8270
SVOC, Soils - Benzo(b)fluoranthene		10/30/2024 14:45	10.00	Not Detected - RL1	mg/kg	0.100	EPA 8270
SVOC, Soils - Benzo(k)fluoranthene		10/30/2024 14:45	10.00	Not Detected - RL1	mg/kg	0.100	EPA 8270
SVOC, Soils - Chrysene		10/30/2024 14:45	10.00	Not Detected - RL1	mg/kg	0.100	EPA 8270
SVOC, Soils - Dibenz(a,h)anthracene		10/30/2024 14:45	10.00	Not Detected - RL1	mg/kg	0.100	EPA 8270
SVOC, Soils - Fluoranthene		10/30/2024 14:45	10.00	Not Detected - RL1	mg/kg	0.100	EPA 8270
SVOC, Soils - Fluorene		10/30/2024 14:45	10.00	Not Detected - RL1	mg/kg	0.100	EPA 8270
SVOC, Soils - Indeno(1,2,3-cd)pyrene		10/30/2024 14:45	10.00	Not Detected - RL1	mg/kg	0.100	EPA 8270
SVOC, Soils - Naphthalene		10/30/2024 14:45	10.00	Not Detected - RL1	mg/kg	0.100	EPA 8270
SVOC, Soils - Pyrene		10/30/2024 14:45	10.00	Not Detected - RL1	mg/kg	0.100	EPA 8270

**Division of Environmental Testing**

2115 N Scranton St Suite 3040A

Aurora, CO 80045

800-440-5184

**FINAL RESULTS REPORT****Report Date :** 10/31/2024**Report Time :** 18:48**Project Manager:** Derek Horn**Project Name:** D23A 596 8' Lateral**Project Number:** N/A

Sample ID	Customer ID	Collected	Dilution	Result	Units	MDL	Method Ref.
Analyte Name		Analysis Start					Recovery
VOC, Soils - 1,2,4-trimethylbenzene		10/29/2024 16:39		Not Detected	mg/kg	0.00245	EPA 8260
VOC, Soils - 1,3,5-trimethylbenzene		10/29/2024 16:39		Not Detected	mg/kg	0.005	EPA 8260
VOC, Soils - Benzene		10/29/2024 16:39		Not Detected	mg/kg	0.00242	EPA 8260
VOC, Soils - Ethylbenzene		10/29/2024 16:39		Not Detected	mg/kg	0.005	EPA 8260
VOC, Soils - m&p- xylene		10/29/2024 16:39		<0.0043	mg/kg	0.00427	EPA 8260
VOC, Soils - o-xylene		10/29/2024 16:39		Not Detected	mg/kg	0.00227	EPA 8260
VOC, Soils - Toluene		10/29/2024 16:39		<0.0026	mg/kg	0.00263	EPA 8260
VOC, Soils - Xylenes, total		10/29/2024 16:39		<0.0065	mg/kg	0.00654	EPA 8260

**AA13517-1** 20241023-D23A 596-(SB05)@30-32**Collected :** 10/23/2024 13:40

SAR - Calcium	10/30/2024 09:58	10.00	14.66	mEq/L		EPA 6020B
SAR - Magnesium	10/30/2024 09:58	10.00	9.61	mEq/L		EPA 6020B
SAR - Sodium	10/30/2024 09:58	10.00	7.24	mEq/L		EPA 6020B
SAR - Sodium Adsorption Ratio	10/30/2024 09:58	10.00	2.08	No Unit		EPA 6020B
Soil Conductivity	10/29/2024 16:28		2.59	mmhos/cm	0.0005	USDA 60

**AA13517-2** 20241023-D23A 596-(SB05)@30-32**Collected :** 10/23/2024 13:40

Chromium VI, Soil	10/30/2024 14:32		Not Detected	mg/kg	0.080	EPA 7199
Hot Water Soluble Boron	10/30/2024 16:27		0.29	mg/kg	0.050	Boron Hot Water Extraction
pH, Soils Temperature	10/29/2024 15:33		19.6	°C		
pH, Soils	10/29/2024 15:33		8.35	SU	0.01	EPA 9045D
Total Metals, Soils - Arsenic	10/30/2024 11:07	10.00	21.48	mg/kg	0.025	EPA 6020B
Total Metals, Soils - Barium	10/30/2024 11:07	10.00	268.05	mg/kg	0.025	EPA 6020B
Total Metals, Soils - Cadmium	10/30/2024 11:07	10.00	0.48	mg/kg	0.001	EPA 6020B
Total Metals, Soils - Copper	10/30/2024 11:07	10.00	21.61	mg/kg	0.025	EPA 6020B
Total Metals, Soils - Lead	10/30/2024 11:07	10.00	15.51	mg/kg	0.025	EPA 6020B
Total Metals, Soils - Nickel	10/30/2024 11:07	10.00	20.87	mg/kg	0.025	EPA 6020B
Total Metals, Soils - Selenium	10/30/2024 11:07	10.00	3.02	mg/kg	0.025	EPA 6020B
Total Metals, Soils - Silver	10/30/2024 11:07	10.00	<0.25 - RL1	mg/kg	0.250	EPA 6020B
Total Metals, Soils - Zinc	10/30/2024 11:07	10.00	60.10	mg/kg	0.025	EPA 6020B

**AA13517-3** 20241023-D23A 596-(SB05)@30-32**Collected :** 10/23/2024 13:40

DRO & ORO, Soil - DRO	10/31/2024 08:56		Not Detected	mg/kg	100.00	EPA 8015D
DRO & ORO, Soil - ORO	10/31/2024 08:56		Not Detected	mg/kg	100.00	EPA 8015D
Gasoline Range Organics, Soil	10/30/2024 10:27		<0.27	mg/kg	0.26827	EPA 8260
SVOC, Soils - 1-methylnaphthalene	10/31/2024 09:40		<0.010	mg/kg	0.010	EPA 8270
SVOC, Soils - 2-methylnaphthalene	10/31/2024 09:40		<0.010	mg/kg	0.010	EPA 8270
SVOC, Soils - Acenaphthene	10/31/2024 09:40		Not Detected	mg/kg	0.010	EPA 8270
SVOC, Soils - Anthracene	10/31/2024 09:40		Not Detected	mg/kg	0.010	EPA 8270
SVOC, Soils - Benz(a)anthracene	10/31/2024 09:40		<0.010	mg/kg	0.010	EPA 8270
SVOC, Soils - Benzo(a)pyrene	10/31/2024 09:40		Not Detected	mg/kg	0.010	EPA 8270
SVOC, Soils - Benzo(b)fluoranthene	10/31/2024 09:40		Not Detected	mg/kg	0.010	EPA 8270
SVOC, Soils - Benzo(k)fluoranthene	10/31/2024 09:40		Not Detected	mg/kg	0.010	EPA 8270
SVOC, Soils - Chrysene	10/31/2024 09:40		<0.010	mg/kg	0.010	EPA 8270
SVOC, Soils - Dibenzo(a,h)anthracene	10/31/2024 09:40		Not Detected	mg/kg	0.010	EPA 8270



**Division of Environmental Testing**

2115 N Scranton St Suite 3040A

Aurora, CO 80045

800-440-5184

**FINAL RESULTS REPORT****Report Date :** 10/31/2024**Report Time :** 18:48**Project Manager:** Derek Horn**Project Name:** D23A 596 8' Lateral**Project Number:** N/A

Sample ID	Customer ID	Collected		Dilution	Result	Units	MDL	Method Ref.
Analyte Name		Analysis Start						Recovery
SVOC, Soils - Fluoranthene		10/31/2024	09:40		Not Detected	mg/kg	0.010	EPA 8270
SVOC, Soils - Fluorene		10/31/2024	09:40		Not Detected	mg/kg	0.010	EPA 8270
SVOC, Soils - Indeno(1,2,3-cd)pyrene		10/31/2024	09:40		Not Detected	mg/kg	0.010	EPA 8270
SVOC, Soils - Naphthalene		10/31/2024	09:40		Not Detected	mg/kg	0.010	EPA 8270
SVOC, Soils - Pyrene		10/31/2024	09:40		Not Detected	mg/kg	0.010	EPA 8270
VOC, Soils - 1,2,4-trimethylbenzene		10/29/2024	16:39		Not Detected	mg/kg	0.00245	EPA 8260
VOC, Soils - 1,3,5-trimethylbenzene		10/29/2024	16:39		Not Detected	mg/kg	0.005	EPA 8260
VOC, Soils - Benzene		10/29/2024	16:39		<0.0024	mg/kg	0.00242	EPA 8260
VOC, Soils - Ethylbenzene		10/29/2024	16:39		Not Detected	mg/kg	0.005	EPA 8260
VOC, Soils - m&p- xylene		10/29/2024	16:39		<0.0043	mg/kg	0.00427	EPA 8260
VOC, Soils - o-xylene		10/29/2024	16:39		Not Detected	mg/kg	0.00227	EPA 8260
VOC, Soils - Toluene		10/29/2024	16:39		<0.0026	mg/kg	0.00263	EPA 8260
VOC, Soils - Xylenes, total		10/29/2024	16:39		<0.0065	mg/kg	0.00654	EPA 8260

**Division of Environmental Testing**

2115 N Scranton St Suite 3040A

Aurora, CO 80045

800-440-5184

**FINAL RESULTS REPORT****Report Date :** 10/31/2024**Report Time :** 18:48**Project Manager:** Derek Horn**Project Name:** D23A 596 8' Lateral**Project Number:** N/A**QC Report**

QC	Analyte	Result	Reporting Limit	Units	Spike Level	Source Result	%Rec	% REC Limits	RPD	RPD Limit
<b>BORON-5460</b>										
DUP	AA13492	0.30	0.050	mg/kg					9.5238	-15 - 15
MB	AA13596	0.01		mg/kg						
LCS	AA13597	1.05		mg/kg	1.00		105	80 - 120		
LCS	AA13598	9.84		mg/kg	9.00		109	80 - 120		
<b>CHROM_VI_SOIL-5438</b>										
DUP	AA13504	<0.08	0.080	mg/kg						
MB	AA13545	Not Detected		mg/kg						
LCS	AA13547	0.04		mg/kg	0.04		100			
LCS	AA13548	0.04		mg/kg	0.04		100			
<b>ECISOIL_MMHOS-5462</b>										
DUP	AA13508	1.51		mmhos/cm					4.0541	
LCS	AA13645	9.54		mmhos/cm	10.00		95.4			
LCS	AA13646	9.59		mmhos/cm	10.00		95.9			
<b>GRO_SOIL-5432</b>										
DUP	AA13450	1.67	0.26827	mg/kg					10.765	
Matrix Spike	AA13450	1.86		mg/kg	2.15		86.5			
MB	AA13530	<0.27		mg/kg						
LCS	AA13531	2.46		mg/kg	2.15		114			
LCS	AA13532	2.68		mg/kg	2.15		125			
<b>PH_S-5450</b>										
DUP	AA13508	8.50	0.01	S.U.					0.5865102639	-5 - 5
LCS	AA13571	6.90	0.01	S.U.	6.86		101	95 - 105		
LCS	AA13572	6.88	0.01	S.U.	6.86		100	95 - 105		

**Division of Environmental Testing**

2115 N Scranton St Suite 3040A

Aurora, CO 80045

800-440-5184

**FINAL RESULTS REPORT****Report Date :** 10/31/2024**Report Time :** 18:48**Project Manager:** Derek Horn**Project Name:** D23A 596 8' Lateral**Project Number:** N/A**QC Report**

QC	Analyte	Result	Reporting Limit	Units	Spike Level	Source Result	%Rec	% REC Limits	RPD	RPD Limit
----	---------	--------	-----------------	-------	-------------	---------------	------	--------------	-----	-----------

**DRO\_ORO\_SOIL-5445****AA13491**

Dup	DRO	402.18				Not Detected			12.0	
Dup	ORO	278.85				Not Detected			2.44	
Matrix Spike	DRO	453.66		mg/kg	350	Not Detected	130			
Matrix Spike	ORO	285.74		mg/kg	350	Not Detected	81.6			

**AA13563**

MB	DRO	Not Detected		mg/kg						
MB	ORO	Not Detected		mg/kg						

**AA13564**

LCS	DRO	427.58		mg/kg			122			
LCS	ORO	258.01		mg/kg			73.7			

**AA13565**

LCS	DRO	440.19		mg/kg			126			
LCS	ORO	264.30		mg/kg			75.5			

**METALS S-5461****AA13517**

Dup	Arsenic	20.21	0.025	mg/kg		21.48			6.09	0 - 15
Dup	Barium	259.75	0.025	mg/kg		268.05			3.15	0 - 15
Dup	Cadmium	0.48	0.001	mg/kg		0.48			<%MDL%	0 - 15
Dup	Copper	22.49	0.025	mg/kg		21.61			3.99	0 - 15
Dup	Lead	15.60	0.025	mg/kg		15.51			0.579	0 - 15
Dup	Nickel	18.08	0.025	mg/kg		20.87			14.3	0 - 15
Dup	Selenium	2.98	0.025	mg/kg		3.02			1.33	0 - 15
Dup	Silver	<0.25	0.250	mg/kg		<0.25				
Dup	Zinc	57.97	0.025	mg/kg		60.10			3.61	0 - 15
Matrix Spike	Arsenic	40.88		mg/kg	20	21.48	97.0			
Matrix Spike	Barium	290.83		mg/kg	20	268.05	114			
Matrix Spike	Cadmium	19.97		mg/kg	20	0.48	97.4			
Matrix Spike	Copper	41.80		mg/kg	20	21.61	101			
Matrix Spike	Lead	36.70		mg/kg	20	15.51	106			
Matrix Spike	Nickel	40.89		mg/kg	20	20.87	100			
Matrix Spike	Selenium	22.71		mg/kg	20	3.02	98.4			
Matrix Spike	Silver	16.24		mg/kg	20	<0.25	81.2			
Matrix Spike	Zinc	83.52		mg/kg	20	60.10	117			

**AA13592**

MB	Arsenic	0.00		mg/kg						
MB	Barium	0.00		mg/kg						
MB	Cadmium	0.00		mg/kg						
MB	Copper	0.00		mg/kg						
MB	Lead	0.00		mg/kg						
MB	Nickel	0.00		mg/kg						
MB	Selenium	0.00		mg/kg						
MB	Silver	0.00		mg/kg						
MB	Zinc	0.00		mg/kg						

**AA13594**





## Division of Environmental Testing

2115 N Scranton St Suite 3040A

Aurora, CO 80045

800-440-5184

# FINAL RESULTS REPORT

Report Date : 10/31/2024

Report Time : 18:48

Project Manager: Derek Horn

Project Name: D23A 596 8' Lateral

Project Number: N/A

## QC Report

QC	Analyte	Result	Reporting Limit	Units	Spike Level	Source Result	%Rec	% REC Limits	RPD	RPD Limit
LCS	Arsenic	0.10		mg/kg			100	80 - 120		
LCS	Barium	0.10		mg/kg			100	80 - 120		
LCS	Cadmium	0.10		mg/kg			100	80 - 120		
LCS	Copper	0.10		mg/kg			100	80 - 120		
LCS	Lead	0.10		mg/kg			100	80 - 120		
LCS	Nickel	0.10		mg/kg			100	80 - 120		
LCS	Selenium	0.10		mg/kg			100	80 - 120		
LCS	Silver	0.09		mg/kg			90.0	80 - 120		
LCS	Zinc	0.10		mg/kg			100	80 - 120		

## AA13595

LCS	Arsenic	0.10		mg/kg			100	80 - 120		
LCS	Barium	0.09		mg/kg			90.0	80 - 120		
LCS	Cadmium	0.10		mg/kg			100	80 - 120		
LCS	Copper	0.10		mg/kg			100	80 - 120		
LCS	Lead	0.10		mg/kg			100	80 - 120		
LCS	Nickel	0.10		mg/kg			100	80 - 120		
LCS	Selenium	0.10		mg/kg			100	80 - 120		
LCS	Silver	0.09		mg/kg			90.0	80 - 120		
LCS	Zinc	0.10		mg/kg			100	80 - 120		

## SAR-5482

## AA13508

Dup	Calcium	7.41		mEq/L	7.41	6.96			6.26	
Dup	Magnesium	5.00		mEq/L	5.00	4.69			6.40	
Dup	Sodium	5.29		mEq/L	5.29	5.23			1.14	
Dup	Sodium Adsorption Ratio	2.12		mEq/L	2.12	2.17			2.33	

## AA13672

MB	Calcium	0.00		mEq/L						
MB	Magnesium	0.00		mEq/L						
MB	Sodium	0.01		mEq/L						
MB	Sodium Adsorption Ratio	Not Detected								

## AA13673

LCS	Calcium	9.26		ppm			92.6			
LCS	Magnesium	10.25		ppm			102			
LCS	Sodium	9.96		ppm			99.6			
LCS	Sodium Adsorption Ratio	0.54		ppm			100			

## AA13674

LCS	Calcium	530.53		ppm			106			
LCS	Magnesium	542.66		ppm			109			
LCS	Sodium	527.69		ppm			106			
LCS	Sodium Adsorption Ratio	3.85		ppm			102			

## SVOC SOIL-5455

## AA13510

Dup	1-methylnaphthalene	0.253	0.010	mg/kg		<0.010			15.0	
Dup	2-methylnaphthalene	0.272	0.010	mg/kg		<0.010			9.79	
Dup	Acenaphthene	0.234	0.010	mg/kg		Not Detected			12.4	
Dup	Acenaphthylene	Not Tested		mg/kg						

**Division of Environmental Testing**

2115 N Scranton St Suite 3040A

Aurora, CO 80045

800-440-5184

**FINAL RESULTS REPORT****Report Date :** 10/31/2024**Report Time :** 18:48**Project Manager:** Derek Horn**Project Name:** D23A 596 8' Lateral**Project Number:** N/A**QC Report**

QC	Analyte	Result	Reporting Limit	Units	Spike Level	Source Result	%Rec	% REC Limits	RPD	RPD Limit
Dup	Anthracene	0.325	0.010	mg/kg		Not Detected			3.03	
Dup	Benz(a)anthracene	0.264	0.010	mg/kg		Not Detected			2.25	
Dup	Benzo(a)pyrene	0.320	0.010	mg/kg		Not Detected			1.55	
Dup	Benzo(b)fluoranthene	0.288	0.010	mg/kg		Not Detected			1.38	
Dup	Benzo(g,h,i)perylene	Not Tested		mg/kg						
Dup	Benzo(k)fluoranthene	0.273	0.010	mg/kg		Not Detected			2.17	
Dup	Chrysene	0.260	0.010	mg/kg		<0.010			0.766	
Dup	Dibenz(a,h)anthracene	0.228	0.010	mg/kg		Not Detected			<0.010	
Dup	Fluoranthene	0.318	0.010	mg/kg		<0.010			3.10	
Dup	Fluorene	0.300	0.010	mg/kg		Not Detected			8.31	
Dup	Indeno(1,2,3-cd)pyrene	0.222	0.010	mg/kg		Not Detected			0.905	
Dup	Naphthalene	0.243	0.010	mg/kg		Not Detected			12.0	
Dup	Phenanthrene	Not Tested		mg/kg						
Dup	Pyrene	0.327	0.010	mg/kg		<0.010			5.07	
Matrix Spike	1-methylnaphthalene	0.294	0.010	mg/kg	0.3	<0.010	98.0			
Matrix Spike	2-methylnaphthalene	0.300	0.010	mg/kg	0.3	<0.010	100			
Matrix Spike	Acenaphthene	0.265	0.010	mg/kg	0.3	Not Detected	88.3			
Matrix Spike	Acenaphthylene	Not Tested		mg/kg						
Matrix Spike	Anthracene	0.335	0.010	mg/kg	0.3	Not Detected	112			
Matrix Spike	Benz(a)anthracene	0.270	0.010	mg/kg	0.3	Not Detected	90.0			
Matrix Spike	Benzo(a)pyrene	0.325	0.010	mg/kg	0.3	Not Detected	108			
Matrix Spike	Benzo(b)fluoranthene	0.292	0.010	mg/kg	0.3	Not Detected	97.3			
Matrix Spike	Benzo(g,h,i)perylene	Not Tested		mg/kg						
Matrix Spike	Benzo(k)fluoranthene	0.279	0.010	mg/kg	0.3	Not Detected	93.0			
Matrix Spike	Chrysene	0.262	0.010	mg/kg	0.3	<0.010	87.3			
Matrix Spike	Dibenz(a,h)anthracene	0.228	0.010	mg/kg	0.3	Not Detected	76.0			
Matrix Spike	Fluoranthene	0.328	0.010	mg/kg	0.3	<0.010	109			
Matrix Spike	Fluorene	0.326	0.010	mg/kg	0.3	Not Detected	109			
Matrix Spike	Indeno(1,2,3-cd)pyrene	0.220	0.010	mg/kg	0.3	Not Detected	73.3			
Matrix Spike	Naphthalene	0.274	0.010	mg/kg	0.3	Not Detected	91.3			
Matrix Spike	Phenanthrene	Not Tested		mg/kg						
Matrix Spike	Pyrene	0.344	0.010	mg/kg	0.3	<0.010	115			

**AA13586**

MB	1-methylnaphthalene	<0.010	0.010	mg/kg						
MB	2-methylnaphthalene	<0.010	0.010	mg/kg						
MB	Acenaphthene	Not Detected	0.010	mg/kg						
MB	Acenaphthylene	Not Tested		mg/kg						
MB	Anthracene	Not Detected	0.010	mg/kg						
MB	Benz(a)anthracene	Not Detected	0.010	mg/kg						
MB	Benzo(a)pyrene	Not Detected	0.010	mg/kg						
MB	Benzo(b)fluoranthene	Not Detected	0.010	mg/kg						
MB	Benzo(g,h,i)perylene	Not Tested		mg/kg						
MB	Benzo(k)fluoranthene	Not Detected	0.010	mg/kg						
MB	Chrysene	<0.010	0.010	mg/kg						
MB	Dibenz(a,h)anthracene	Not Detected	0.010	mg/kg						
MB	Fluoranthene	Not Detected	0.010	mg/kg						
MB	Fluorene	Not Detected	0.010	mg/kg						



## Division of Environmental Testing

2115 N Scranton St Suite 3040A

Aurora, CO 80045

800-440-5184

# FINAL RESULTS REPORT

Report Date : 10/31/2024

Report Time : 18:48

Project Manager: Derek Horn

Project Name: D23A 596 8' Lateral

Project Number: N/A

## QC Report

QC	Analyte	Result	Reporting Limit	Units	Spike Level	Source Result	%Rec	% REC Limits	RPD	RPD Limit
MB	Indeno(1,2,3-cd)pyrene	Not Detected	0.010	mg/kg						
MB	Naphthalene	Not Detected	0.010	mg/kg						
MB	Phenanthrene	Not Tested		mg/kg						
MB	Pyrene	Not Detected	0.010	mg/kg						

## AA13587

LCS	1-methylnaphthalene	0.275	0.010	mg/kg			91.7			
LCS	2-methylnaphthalene	0.284	0.010	mg/kg			94.7			
LCS	Acenaphthene	0.251	0.010	mg/kg			83.7			
LCS	Acenaphthylene	Not Tested		mg/kg						
LCS	Anthracene	0.287	0.010	mg/kg			95.7			
LCS	Benz(a)anthracene	0.259	0.010	mg/kg			86.3			
LCS	Benzo(a)pyrene	0.295	0.010	mg/kg			98.3			
LCS	Benzo(b)fluoranthene	0.288	0.010	mg/kg			96.0			
LCS	Benzo(g,h,i)perylene	0.251		mg/kg			83.7			
LCS	Benzo(k)fluoranthene	0.274	0.010	mg/kg			91.3			
LCS	Chrysene	0.266	0.010	mg/kg			88.7			
LCS	Dibenz(a,h)anthracene	0.267	0.010	mg/kg			89.0			
LCS	Fluoranthene	0.299	0.010	mg/kg			99.7			
LCS	Fluorene	0.306	0.010	mg/kg			102			
LCS	Indeno(1,2,3-cd)pyrene	0.253	0.010	mg/kg			84.3			
LCS	Naphthalene	0.258	0.010	mg/kg			86.0			
LCS	Phenanthrene	Not Tested		mg/kg						
LCS	Pyrene	0.306	0.010	mg/kg			102			

## AA13588

LCS	1-methylnaphthalene	0.293	0.010	mg/kg			97.7			
LCS	2-methylnaphthalene	0.308	0.010	mg/kg			103			
LCS	Acenaphthene	0.261	0.010	mg/kg			87.0			
LCS	Acenaphthylene	Not Tested		mg/kg						
LCS	Anthracene	0.293	0.010	mg/kg			97.7			
LCS	Benz(a)anthracene	0.251	0.010	mg/kg			83.7			
LCS	Benzo(a)pyrene	0.280	0.010	mg/kg			93.3			
LCS	Benzo(b)fluoranthene	0.286	0.010	mg/kg			95.3			
LCS	Benzo(g,h,i)perylene	0.223		mg/kg			74.3			
LCS	Benzo(k)fluoranthene	0.268	0.010	mg/kg			89.3			
LCS	Chrysene	0.250	0.010	mg/kg			83.3			
LCS	Dibenz(a,h)anthracene	0.238	0.010	mg/kg			79.3			
LCS	Fluoranthene	0.297	0.010	mg/kg			99.0			
LCS	Fluorene	0.315	0.010	mg/kg			105			
LCS	Indeno(1,2,3-cd)pyrene	0.236	0.010	mg/kg			78.7			
LCS	Naphthalene	0.270	0.010	mg/kg			90.0			
LCS	Phenanthrene	Not Tested		mg/kg						
LCS	Pyrene	0.307	0.010	mg/kg			102			

## SVOC SOIL-5511

## AA13517

Dup	1-methylnaphthalene	0.248	0.010	mg/kg		<0.010			12.5	
Dup	2-methylnaphthalene	0.255	0.010	mg/kg		<0.010			10.8	

**Division of Environmental Testing**

2115 N Scranton St Suite 3040A

Aurora, CO 80045

800-440-5184

**FINAL RESULTS REPORT****Report Date :** 10/31/2024**Report Time :** 18:48**Project Manager:** Derek Horn**Project Name:** D23A 596 8' Lateral**Project Number:** N/A**QC Report**

QC	Analyte	Result	Reporting Limit	Units	Spike Level	Source Result	%Rec	% REC Limits	RPD	RPD Limit
Dup	Acenaphthene	0.266	0.010	mg/kg		Not Detected			<0.010	
Dup	Acenaphthylene	Not Detected		mg/kg						
Dup	Anthracene	0.321	0.010	mg/kg		Not Detected			2.84	
Dup	Benz(a)anthracene	0.248	0.010	mg/kg		<0.010			0.402	
Dup	Benzo(a)pyrene	0.295	0.010	mg/kg		Not Detected			3.66	
Dup	Benzo(b)fluoranthene	0.267	0.010	mg/kg		Not Detected			0.752	
Dup	Benzo(g,h,i)perylene	Not Detected		mg/kg						
Dup	Benzo(k)fluoranthene	0.255	0.010	mg/kg		Not Detected			<0.010	
Dup	Chrysene	0.239	0.010	mg/kg		<0.010			0.419	
Dup	Dibenz(a,h)anthracene	0.217	0.010	mg/kg		Not Detected			2.33	
Dup	Fluoranthene	0.306	0.010	mg/kg		Not Detected			0.651	
Dup	Fluorene	0.306	0.010	mg/kg		Not Detected			0.326	
Dup	Indeno(1,2,3-cd)pyrene	0.218	0.010	mg/kg		Not Detected			0.460	
Dup	Naphthalene	0.233	0.010	mg/kg		Not Detected			15.1	
Dup	Phenanthrene	Not Detected		mg/kg						
Dup	Pyrene	0.314	0.010	mg/kg		Not Detected			1.28	
Matrix Spike	1-methylnaphthalene	0.281	0.010	mg/kg	0.300	<0.010	93.7			
Matrix Spike	2-methylnaphthalene	0.284	0.010	mg/kg	0.300	<0.010	94.7			
Matrix Spike	Acenaphthene	0.266	0.010	mg/kg	0.300	Not Detected	88.7			
Matrix Spike	Acenaphthylene	Not Detected		mg/kg						
Matrix Spike	Anthracene	0.312	0.010	mg/kg	0.300	Not Detected	104			
Matrix Spike	Benz(a)anthracene	0.249	0.010	mg/kg	0.300	<0.010	83.0			
Matrix Spike	Benzo(a)pyrene	0.306	0.010	mg/kg	0.300	Not Detected	102			
Matrix Spike	Benzo(b)fluoranthene	0.265	0.010	mg/kg	0.300	Not Detected	88.3			
Matrix Spike	Benzo(g,h,i)perylene	Not Detected		mg/kg						
Matrix Spike	Benzo(k)fluoranthene	0.255	0.010	mg/kg	0.300	Not Detected	85.0			
Matrix Spike	Chrysene	0.238	0.010	mg/kg	0.300	<0.010	79.3			
Matrix Spike	Dibenz(a,h)anthracene	0.212	0.010	mg/kg	0.300	Not Detected	70.7			
Matrix Spike	Fluoranthene	0.308	0.010	mg/kg	0.300	Not Detected	103			
Matrix Spike	Fluorene	0.307	0.010	mg/kg	0.300	Not Detected	102			
Matrix Spike	Indeno(1,2,3-cd)pyrene	0.217	0.010	mg/kg	0.300	Not Detected	72.3			
Matrix Spike	Naphthalene	0.271	0.010	mg/kg	0.300	Not Detected	90.3			
Matrix Spike	Phenanthrene	Not Detected		mg/kg						
Matrix Spike	Pyrene	0.310	0.010	mg/kg	0.300	Not Detected	103			

**AA13715**

MB	1-methylnaphthalene	<0.010	0.010	mg/kg
MB	2-methylnaphthalene	<0.010	0.010	mg/kg
MB	Acenaphthene	Not Detected	0.010	mg/kg
MB	Acenaphthylene	Not Detected		mg/kg
MB	Anthracene	Not Detected	0.010	mg/kg
MB	Benz(a)anthracene	Not Detected	0.010	mg/kg
MB	Benzo(a)pyrene	Not Detected	0.010	mg/kg
MB	Benzo(b)fluoranthene	Not Detected	0.010	mg/kg
MB	Benzo(g,h,i)perylene	Not Detected		mg/kg
MB	Benzo(k)fluoranthene	Not Detected	0.010	mg/kg
MB	Chrysene	Not Detected	0.010	mg/kg
MB	Dibenz(a,h)anthracene	Not Detected	0.010	mg/kg



## Division of Environmental Testing

2115 N Scranton St Suite 3040A

Aurora, CO 80045

800-440-5184

# FINAL RESULTS REPORT

Report Date : 10/31/2024

Report Time : 18:48

Project Manager: Derek Horn

Project Name: D23A 596 8' Lateral

Project Number: N/A

## QC Report

QC	Analyte	Result	Reporting Limit	Units	Spike Level	Source Result	%Rec	% REC Limits	RPD	RPD Limit
MB	Fluoranthene	Not Detected	0.010	mg/kg						
MB	Fluorene	Not Detected	0.010	mg/kg						
MB	Indeno(1,2,3-cd)pyrene	Not Detected	0.010	mg/kg						
MB	Naphthalene	Not Detected	0.010	mg/kg						
MB	Phenanthrene	Not Detected		mg/kg						
MB	Pyrene	Not Detected	0.010	mg/kg						

## AA13716

LCS	1-methylnaphthalene	0.270	0.010	mg/kg			90.0			
LCS	2-methylnaphthalene	0.281	0.010	mg/kg			93.7			
LCS	Acenaphthene	0.264	0.010	mg/kg			88.0			
LCS	Acenaphthylene	Not Detected		mg/kg						
LCS	Anthracene	0.258	0.010	mg/kg			86.0			
LCS	Benz(a)anthracene	0.231	0.010	mg/kg			77.0			
LCS	Benzo(a)pyrene	0.268	0.010	mg/kg			89.3			
LCS	Benzo(b)fluoranthene	0.260	0.010	mg/kg			86.7			
LCS	Benzo(g,h,i)perylene	Not Detected		mg/kg						
LCS	Benzo(k)fluoranthene	0.255	0.010	mg/kg			85.0			
LCS	Chrysene	0.231	0.010	mg/kg			77.0			
LCS	Dibenz(a,h)anthracene	0.234	0.010	mg/kg			78.0			
LCS	Fluoranthene	0.273	0.010	mg/kg			91.0			
LCS	Fluorene	0.261	0.010	mg/kg			87.0			
LCS	Indeno(1,2,3-cd)pyrene	0.239	0.010	mg/kg			79.7			
LCS	Naphthalene	0.255	0.010	mg/kg			85.0			
LCS	Phenanthrene	Not Detected		mg/kg						
LCS	Pyrene	0.288	0.010	mg/kg			96.0			

## AA13717

LCS	1-methylnaphthalene	0.239	0.010	mg/kg			79.7			
LCS	2-methylnaphthalene	0.255	0.010	mg/kg			85.0			
LCS	Acenaphthene	0.244	0.010	mg/kg			81.3			
LCS	Acenaphthylene	Not Detected		mg/kg						
LCS	Anthracene	0.251	0.010	mg/kg			83.7			
LCS	Benz(a)anthracene	0.230	0.010	mg/kg			76.7			
LCS	Benzo(a)pyrene	0.270	0.010	mg/kg			90.0			
LCS	Benzo(b)fluoranthene	0.260	0.010	mg/kg			86.7			
LCS	Benzo(g,h,i)perylene	Not Detected		mg/kg						
LCS	Benzo(k)fluoranthene	0.244	0.010	mg/kg			81.3			
LCS	Chrysene	0.236	0.010	mg/kg			78.7			
LCS	Dibenz(a,h)anthracene	0.222	0.010	mg/kg			74.0			
LCS	Fluoranthene	0.271	0.010	mg/kg			90.3			
LCS	Fluorene	0.243	0.010	mg/kg			81.0			
LCS	Indeno(1,2,3-cd)pyrene	0.232	0.010	mg/kg			77.3			
LCS	Naphthalene	0.225	0.010	mg/kg			75.0			
LCS	Phenanthrene	Not Detected		mg/kg						
LCS	Pyrene	0.274	0.010	mg/kg			91.3			

## VOC S-5427

## AA13450



## Division of Environmental Testing

2115 N Scranton St Suite 3040A

Aurora, CO 80045

800-440-5184

# FINAL RESULTS REPORT

Report Date : 10/31/2024

Report Time : 18:48

Project Manager: Derek Horn

Project Name: D23A 596 8' Lateral

Project Number: N/A

## QC Report

QC	Analyte	Result	Reporting Limit	Units	Spike Level	Source Result	%Rec	% REC Limits	RPD	RPD Limit
Dup	1,2,4-trimethylbenzene	0.025		mg/kg		Not Detected			11.3	
Dup	1,3,5-trimethylbenzene	0.021		mg/kg		Not Detected			13.3	
Dup	Benzene	0.036		mg/kg		Not Detected			15.4	
Dup	Ethylbenzene	0.030		mg/kg		Not Detected			12.5	
Dup	m&p- xylene	0.057		mg/kg		Not Detected			11.6	
Dup	o-xylene	0.030		mg/kg		Not Detected			9.52	
Dup	Toluene	0.033		mg/kg		Not Detected			11.4	
Dup	Xylenes, total	0.087		mg/kg		Not Detected			10.9	
Matrix Spike	1,2,4-trimethylbenzene	0.028		mg/kg	0.050	Not Detected	56.0			
Matrix Spike	1,3,5-trimethylbenzene	0.024		mg/kg	0.050	Not Detected	48.0			
Matrix Spike	Benzene	0.042		mg/kg	0.050	Not Detected	84.0			
Matrix Spike	Ethylbenzene	0.034		mg/kg	0.050	Not Detected	68.0			
Matrix Spike	m&p- xylene	0.064		mg/kg	0.100	Not Detected	64.0			
Matrix Spike	o-xylene	0.033		mg/kg	0.050	Not Detected	66.0			
Matrix Spike	Toluene	0.037		mg/kg	0.050	Not Detected	74.0			
Matrix Spike	Xylenes, total	0.097		mg/kg	0.150	Not Detected	64.7			

## AA13524

MB	1,2,4-trimethylbenzene	<0.0025	mg/kg
MB	1,3,5-trimethylbenzene	<0.0050	mg/kg
MB	Benzene	<0.0024	mg/kg
MB	Ethylbenzene	<0.0050	mg/kg
MB	m&p- xylene	<0.0043	mg/kg
MB	o-xylene	<0.0023	mg/kg
MB	Toluene	<0.0026	mg/kg
MB	Xylenes, total	<0.0065	mg/kg

## AA13525

LCS	1,2,4-trimethylbenzene	0.059	mg/kg	118
LCS	1,3,5-trimethylbenzene	0.046	mg/kg	92.0
LCS	Benzene	0.050	mg/kg	100
LCS	Ethylbenzene	0.050	mg/kg	100
LCS	m&p- xylene	0.096	mg/kg	96.0
LCS	o-xylene	0.055	mg/kg	110
LCS	Toluene	0.047	mg/kg	94.0
LCS	Xylenes, total	0.151	mg/kg	101

## AA13526

LCS	1,2,4-trimethylbenzene	0.061	mg/kg	122
LCS	1,3,5-trimethylbenzene	0.046	mg/kg	92.0
LCS	Benzene	0.045	mg/kg	90.0
LCS	Ethylbenzene	0.049	mg/kg	98.0
LCS	m&p- xylene	0.095	mg/kg	95.0
LCS	o-xylene	0.054	mg/kg	108
LCS	Toluene	0.046	mg/kg	92.0
LCS	Xylenes, total	0.149	mg/kg	99.3



**Division of Environmental Testing**

2115 N Scranton St Suite 3040A

Aurora, CO 80045

800-440-5184

**FINAL RESULTS REPORT****Report Date :** 10/31/2024**Report Time :** 18:48**Project Manager:** Derek Horn**Project Name:** D23A 596 8' Lateral**Project Number:** N/A

Sample ID	Customer ID	Collected	Dilution	Result	Units	MDL	Method Ref.
Analyte Name		Analysis Start					Recovery

QualifierExplanation

H1	Sample received outside of regulatory holding time.
H2	Sample analyzed outside of regulatory holding time due to a laboratory error.
P1	Sample received outside temperature requirements, 0-6°C.
P2	Sample received unpreserved.
P3	Broken or leaking sample container.
P4	Sample improperly collected
P5	Sample incorrectly preserved
B1	Blank failed high, indicating possible high bias in sample results.
B2	Blank failed low, indicating possible low bias in sample results.
MS	Matrix Spike / Matrix Spike Duplicate recovery and/or RPD limit exceeded, indicating potential matrix interference.
D1	Duplicate RPD limit exceeded due to low sample concentration.
D2	Duplicate RPD limit exceeded due to matrix interference.
S	Surrogate recovery failed, indicating potential matrix interference.
RL1	Reporting limits raised due to matrix interference.
RL2	Reporting limits raised due to limited sample.
U	Sample result less than method detection limit.
J	Sample result less than reporting limit but higher than method detection limit.
E	Electronic loss or corruption of data.
I	Subcontracted sample