

Laramie Energy - Grand Junction, CO

Sample Delivery Group: L1798676
Samples Received: 11/12/2024
Project Number: CC4 BAKER
Description: CC4 Baker CS
Site: CC4 BAKER
Report To: Matt Kasten
760 Horizon Dr., Ste. 101
Grand Junction, CO 81506

Entire Report Reviewed By:



Chris Ward
Project Manager

Results relate only to the items tested or calibrated and are reported as rounded values. This test report shall not be reproduced, except in full, without written approval of the laboratory. Where applicable, sampling conducted by Pace Analytical National is performed per guidance provided in laboratory standard operating procedures ENV-SOP-MTJL-0067 and ENV-SOP-MTJL-0068. Where sampling conducted by the customer, results relate to the accuracy of the information provided, and as the samples are received.

Pace Analytical National

12065 Lebanon Rd Mount Juliet, TN 37122 615-758-5858 800-767-5859 mydata.pacelabs.com

TABLE OF CONTENTS

Cp: Cover Page	1
Tc: Table of Contents	2
Ss: Sample Summary	3
Cn: Case Narrative	8
Sr: Sample Results	9
CC4 BAKER SS1 L1798676-01	9
CC4 BAKER SS2 L1798676-02	10
CC4 BAKER SS3 L1798676-03	11
CC4 BAKER SS4 L1798676-04	12
CC4 BAKER SS5 L1798676-05	13
CC4 BAKER SS6 L1798676-06	14
CC4 BAKER SS7 L1798676-07	15
CC4 BAKER SS8 L1798676-08	16
CC4 BAKER SS9 L1798676-09	17
CC4 BAKER SS10 L1798676-10	18
CC4 BAKER SS11 L1798676-11	19
CC4 BAKER SS12 L1798676-12	20
CC4 BAKER SS13 L1798676-13	21
CC4 BAKER SS14 L1798676-14	22
CC4 BAKER SS15 L1798676-15	23
CC4 BAKER SS16 L1798676-16	24
CC4 BAKER SS17 L1798676-17	25
CC4 BAKER SS18 L1798676-18	26
CC4 BAKER SS19 L1798676-19	27
CC4 BAKER SS20 L1798676-20	28
CC4 BAKER SS21 L1798676-21	29
CC4 BAKER SS22 L1798676-22	30
CC4 BAKER SS23 L1798676-23	31
CC4 BAKER SS24 L1798676-24	32
CC4 BAKER NWALL L1798676-25	33
CC4 BAKER EWALL L1798676-26	34
CC4 BAKER SWALL L1798676-27	35
CC4 BAKER WWALL L1798676-28	36
CC4 BAKER BOT L1798676-29	37
Qc: Quality Control Summary	38
Wet Chemistry by Method 9050AMod	38
Metals (ICPMS) by Method 6020	40
Gl: Glossary of Terms	42
Al: Accreditations & Locations	43
Sc: Sample Chain of Custody	44



SAMPLE SUMMARY

CC4 BAKER SS1 L1798676-01 Solid

Collected by: Matt K. Collected date/time: 11/11/24 10:45 Received date/time: 11/12/24 09:00

Method	Batch	Dilution	Preparation date/time	Analysis date/time	Analyst	Location
Calculated Results	WG2405012	1	11/21/24 01:09	11/21/24 01:09	DJS	Mt. Juliet, TN
Wet Chemistry by Method 9050AMod	WG2405865	1	11/21/24 11:16	11/21/24 16:30	BRT	Mt. Juliet, TN
Metals (ICPMS) by Method 6020	WG2401067	5	11/15/24 06:56	11/15/24 16:26	JPD	Mt. Juliet, TN

1 Cp

2 Tc

3 Ss

CC4 BAKER SS2 L1798676-02 Solid

Collected by: Matt K. Collected date/time: 11/11/24 10:50 Received date/time: 11/12/24 09:00

Method	Batch	Dilution	Preparation date/time	Analysis date/time	Analyst	Location
Calculated Results	WG2405016	1	11/21/24 01:41	11/21/24 01:41	DJS	Mt. Juliet, TN
Wet Chemistry by Method 9050AMod	WG2405513	1	11/20/24 22:11	11/21/24 14:45	BRT	Mt. Juliet, TN
Metals (ICPMS) by Method 6020	WG2401067	5	11/15/24 06:56	11/15/24 16:30	JPD	Mt. Juliet, TN

4 Cn

5 Sr

6 Qc

CC4 BAKER SS3 L1798676-03 Solid

Collected by: Matt K. Collected date/time: 11/11/24 10:55 Received date/time: 11/12/24 09:00

Method	Batch	Dilution	Preparation date/time	Analysis date/time	Analyst	Location
Calculated Results	WG2405016	1	11/21/24 01:43	11/21/24 01:43	DJS	Mt. Juliet, TN
Wet Chemistry by Method 9050AMod	WG2405513	1	11/20/24 22:11	11/21/24 14:45	BRT	Mt. Juliet, TN
Metals (ICPMS) by Method 6020	WG2401067	5	11/15/24 06:56	11/15/24 16:33	JPD	Mt. Juliet, TN

7 Gl

8 Al

9 Sc

CC4 BAKER SS4 L1798676-04 Solid

Collected by: Matt K. Collected date/time: 11/11/24 11:00 Received date/time: 11/12/24 09:00

Method	Batch	Dilution	Preparation date/time	Analysis date/time	Analyst	Location
Calculated Results	WG2405016	1	11/21/24 01:44	11/21/24 01:44	DJS	Mt. Juliet, TN
Wet Chemistry by Method 9050AMod	WG2405513	1	11/20/24 22:11	11/21/24 14:45	BRT	Mt. Juliet, TN
Metals (ICPMS) by Method 6020	WG2401067	5	11/15/24 06:56	11/15/24 16:36	JPD	Mt. Juliet, TN

CC4 BAKER SS5 L1798676-05 Solid

Collected by: Matt K. Collected date/time: 11/11/24 11:05 Received date/time: 11/12/24 09:00

Method	Batch	Dilution	Preparation date/time	Analysis date/time	Analyst	Location
Calculated Results	WG2405016	1	11/21/24 01:46	11/21/24 01:46	DJS	Mt. Juliet, TN
Wet Chemistry by Method 9050AMod	WG2405513	1	11/20/24 22:11	11/21/24 14:45	BRT	Mt. Juliet, TN
Metals (ICPMS) by Method 6020	WG2401067	5	11/15/24 06:56	11/15/24 16:49	JPD	Mt. Juliet, TN

CC4 BAKER SS6 L1798676-06 Solid

Collected by: Matt K. Collected date/time: 11/11/24 11:10 Received date/time: 11/12/24 09:00

Method	Batch	Dilution	Preparation date/time	Analysis date/time	Analyst	Location
Calculated Results	WG2405016	1	11/21/24 01:48	11/21/24 01:48	DJS	Mt. Juliet, TN
Wet Chemistry by Method 9050AMod	WG2405513	1	11/20/24 22:11	11/21/24 14:45	BRT	Mt. Juliet, TN
Metals (ICPMS) by Method 6020	WG2401067	5	11/15/24 06:56	11/15/24 16:52	JPD	Mt. Juliet, TN

SAMPLE SUMMARY

CC4 BAKER SS7 L1798676-07 Solid

Collected by: Matt K. Collected date/time: 11/11/24 11:15 Received date/time: 11/12/24 09:00

Method	Batch	Dilution	Preparation date/time	Analysis date/time	Analyst	Location
Calculated Results	WG2405016	1	11/21/24 01:50	11/21/24 01:50	DJS	Mt. Juliet, TN
Wet Chemistry by Method 9050AMod	WG2405513	1	11/20/24 22:11	11/21/24 14:45	BRT	Mt. Juliet, TN
Metals (ICPMS) by Method 6020	WG2401067	5	11/15/24 06:56	11/15/24 16:55	JPD	Mt. Juliet, TN

1 Cp

2 Tc

3 Ss

CC4 BAKER SS8 L1798676-08 Solid

Collected by: Matt K. Collected date/time: 11/11/24 11:20 Received date/time: 11/12/24 09:00

Method	Batch	Dilution	Preparation date/time	Analysis date/time	Analyst	Location
Calculated Results	WG2405016	1	11/21/24 01:52	11/21/24 01:52	DJS	Mt. Juliet, TN
Wet Chemistry by Method 9050AMod	WG2405513	1	11/20/24 22:11	11/21/24 14:45	BRT	Mt. Juliet, TN
Metals (ICPMS) by Method 6020	WG2401067	5	11/15/24 06:56	11/15/24 16:58	JPD	Mt. Juliet, TN

4 Cn

5 Sr

6 Qc

CC4 BAKER SS9 L1798676-09 Solid

Collected by: Matt K. Collected date/time: 11/11/24 11:25 Received date/time: 11/12/24 09:00

Method	Batch	Dilution	Preparation date/time	Analysis date/time	Analyst	Location
Calculated Results	WG2405012	1	11/21/24 01:11	11/21/24 01:11	DJS	Mt. Juliet, TN
Wet Chemistry by Method 9050AMod	WG2405865	1	11/21/24 11:16	11/21/24 16:30	BRT	Mt. Juliet, TN
Metals (ICPMS) by Method 6020	WG2401067	5	11/15/24 06:56	11/15/24 17:01	JPD	Mt. Juliet, TN

7 Gl

8 Al

9 Sc

CC4 BAKER SS10 L1798676-10 Solid

Collected by: Matt K. Collected date/time: 11/11/24 11:30 Received date/time: 11/12/24 09:00

Method	Batch	Dilution	Preparation date/time	Analysis date/time	Analyst	Location
Calculated Results	WG2405016	1	11/21/24 01:53	11/21/24 01:53	DJS	Mt. Juliet, TN
Wet Chemistry by Method 9050AMod	WG2405513	1	11/20/24 22:11	11/21/24 14:45	BRT	Mt. Juliet, TN
Metals (ICPMS) by Method 6020	WG2401063	5	11/17/24 07:33	11/17/24 22:27	LD	Mt. Juliet, TN

CC4 BAKER SS11 L1798676-11 Solid

Collected by: Matt K. Collected date/time: 11/11/24 11:40 Received date/time: 11/12/24 09:00

Method	Batch	Dilution	Preparation date/time	Analysis date/time	Analyst	Location
Calculated Results	WG2405016	1	11/21/24 01:59	11/21/24 01:59	DJS	Mt. Juliet, TN
Wet Chemistry by Method 9050AMod	WG2405513	1	11/20/24 22:11	11/21/24 14:45	BRT	Mt. Juliet, TN
Metals (ICPMS) by Method 6020	WG2401067	5	11/15/24 06:56	11/15/24 15:35	JPD	Mt. Juliet, TN

CC4 BAKER SS12 L1798676-12 Solid

Collected by: Matt K. Collected date/time: 11/11/24 11:45 Received date/time: 11/12/24 09:00

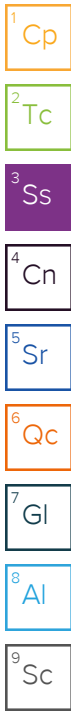
Method	Batch	Dilution	Preparation date/time	Analysis date/time	Analyst	Location
Calculated Results	WG2405016	1	11/21/24 02:00	11/21/24 02:00	DJS	Mt. Juliet, TN
Wet Chemistry by Method 9050AMod	WG2405513	1	11/20/24 22:11	11/21/24 14:45	BRT	Mt. Juliet, TN
Metals (ICPMS) by Method 6020	WG2401063	5	11/17/24 07:33	11/17/24 22:30	LD	Mt. Juliet, TN

SAMPLE SUMMARY

CC4 BAKER SS13 L1798676-13 Solid

Collected by: Matt K. Collected date/time: 11/11/24 11:50 Received date/time: 11/12/24 09:00

Method	Batch	Dilution	Preparation date/time	Analysis date/time	Analyst	Location
Calculated Results	WG2405016	1	11/21/24 02:02	11/21/24 02:02	DJS	Mt. Juliet, TN
Wet Chemistry by Method 9050AMod	WG2405513	1	11/20/24 22:11	11/21/24 14:45	BRT	Mt. Juliet, TN
Metals (ICPMS) by Method 6020	WG2401063	5	11/17/24 07:33	11/17/24 22:33	LD	Mt. Juliet, TN



CC4 BAKER SS14 L1798676-14 Solid

Collected by: Matt K. Collected date/time: 11/11/24 11:55 Received date/time: 11/12/24 09:00

Method	Batch	Dilution	Preparation date/time	Analysis date/time	Analyst	Location
Calculated Results	WG2405016	1	11/21/24 02:04	11/21/24 02:04	DJS	Mt. Juliet, TN
Wet Chemistry by Method 9050AMod	WG2405513	1	11/20/24 22:11	11/21/24 14:45	BRT	Mt. Juliet, TN
Metals (ICPMS) by Method 6020	WG2401063	5	11/17/24 07:33	11/17/24 23:43	LD	Mt. Juliet, TN

CC4 BAKER SS15 L1798676-15 Solid

Collected by: Matt K. Collected date/time: 11/11/24 12:00 Received date/time: 11/12/24 09:00

Method	Batch	Dilution	Preparation date/time	Analysis date/time	Analyst	Location
Calculated Results	WG2405012	1	11/21/24 01:16	11/21/24 01:16	DJS	Mt. Juliet, TN
Wet Chemistry by Method 9050AMod	WG2405865	1	11/21/24 11:16	11/21/24 16:30	BRT	Mt. Juliet, TN
Metals (ICPMS) by Method 6020	WG2401063	5	11/17/24 07:33	11/17/24 23:46	LD	Mt. Juliet, TN

CC4 BAKER SS16 L1798676-16 Solid

Collected by: Matt K. Collected date/time: 11/11/24 12:05 Received date/time: 11/12/24 09:00

Method	Batch	Dilution	Preparation date/time	Analysis date/time	Analyst	Location
Calculated Results	WG2405016	1	11/21/24 02:06	11/21/24 02:06	DJS	Mt. Juliet, TN
Wet Chemistry by Method 9050AMod	WG2405513	1	11/20/24 22:11	11/21/24 14:45	BRT	Mt. Juliet, TN
Metals (ICPMS) by Method 6020	WG2401063	5	11/17/24 07:33	11/17/24 23:49	LD	Mt. Juliet, TN

CC4 BAKER SS17 L1798676-17 Solid

Collected by: Matt K. Collected date/time: 11/11/24 12:10 Received date/time: 11/12/24 09:00

Method	Batch	Dilution	Preparation date/time	Analysis date/time	Analyst	Location
Calculated Results	WG2405016	1	11/21/24 02:08	11/21/24 02:08	DJS	Mt. Juliet, TN
Wet Chemistry by Method 9050AMod	WG2405513	1	11/20/24 22:11	11/21/24 14:45	BRT	Mt. Juliet, TN
Metals (ICPMS) by Method 6020	WG2401067	5	11/15/24 06:56	11/15/24 17:05	JPD	Mt. Juliet, TN

CC4 BAKER SS18 L1798676-18 Solid

Collected by: Matt K. Collected date/time: 11/11/24 12:15 Received date/time: 11/12/24 09:00

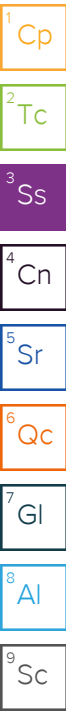
Method	Batch	Dilution	Preparation date/time	Analysis date/time	Analyst	Location
Calculated Results	WG2405016	1	11/21/24 02:09	11/21/24 02:09	DJS	Mt. Juliet, TN
Wet Chemistry by Method 9050AMod	WG2405513	1	11/20/24 22:11	11/21/24 14:45	BRT	Mt. Juliet, TN
Metals (ICPMS) by Method 6020	WG2401063	5	11/17/24 07:33	11/17/24 22:52	LD	Mt. Juliet, TN

SAMPLE SUMMARY

CC4 BAKER SS19 L1798676-19 Solid

Collected by: Matt K. Collected date/time: 11/11/24 12:20 Received date/time: 11/12/24 09:00

Method	Batch	Dilution	Preparation date/time	Analysis date/time	Analyst	Location
Calculated Results	WG2405016	1	11/21/24 02:11	11/21/24 02:11	DJS	Mt. Juliet, TN
Wet Chemistry by Method 9050AMod	WG2405513	1	11/20/24 22:11	11/21/24 14:45	BRT	Mt. Juliet, TN
Metals (ICPMS) by Method 6020	WG2401063	5	11/17/24 07:33	11/17/24 23:59	LD	Mt. Juliet, TN



CC4 BAKER SS20 L1798676-20 Solid

Collected by: Matt K. Collected date/time: 11/11/24 12:25 Received date/time: 11/12/24 09:00

Method	Batch	Dilution	Preparation date/time	Analysis date/time	Analyst	Location
Calculated Results	WG2405016	1	11/21/24 02:13	11/21/24 02:13	DJS	Mt. Juliet, TN
Wet Chemistry by Method 9050AMod	WG2405513	1	11/20/24 22:11	11/21/24 14:45	BRT	Mt. Juliet, TN
Metals (ICPMS) by Method 6020	WG2401063	5	11/17/24 07:33	11/18/24 00:02	LD	Mt. Juliet, TN

CC4 BAKER SS21 L1798676-21 Solid

Collected by: Matt K. Collected date/time: 11/11/24 12:30 Received date/time: 11/12/24 09:00

Method	Batch	Dilution	Preparation date/time	Analysis date/time	Analyst	Location
Calculated Results	WG2405012	1	11/21/24 01:18	11/21/24 01:18	DJS	Mt. Juliet, TN
Wet Chemistry by Method 9050AMod	WG2405865	1	11/21/24 11:16	11/21/24 16:30	BRT	Mt. Juliet, TN
Metals (ICPMS) by Method 6020	WG2401063	5	11/17/24 07:33	11/17/24 23:02	LD	Mt. Juliet, TN

CC4 BAKER SS22 L1798676-22 Solid

Collected by: Matt K. Collected date/time: 11/11/24 12:35 Received date/time: 11/12/24 09:00

Method	Batch	Dilution	Preparation date/time	Analysis date/time	Analyst	Location
Calculated Results	WG2405012	1	11/21/24 01:20	11/21/24 01:20	DJS	Mt. Juliet, TN
Wet Chemistry by Method 9050AMod	WG2405865	1	11/21/24 11:16	11/21/24 16:30	BRT	Mt. Juliet, TN
Metals (ICPMS) by Method 6020	WG2401063	5	11/17/24 07:33	11/17/24 23:05	LD	Mt. Juliet, TN

CC4 BAKER SS23 L1798676-23 Solid

Collected by: Matt K. Collected date/time: 11/11/24 12:40 Received date/time: 11/12/24 09:00

Method	Batch	Dilution	Preparation date/time	Analysis date/time	Analyst	Location
Calculated Results	WG2405012	1	11/21/24 01:21	11/21/24 01:21	DJS	Mt. Juliet, TN
Wet Chemistry by Method 9050AMod	WG2405865	1	11/21/24 11:16	11/21/24 16:30	BRT	Mt. Juliet, TN
Metals (ICPMS) by Method 6020	WG2401063	5	11/17/24 07:33	11/17/24 23:08	LD	Mt. Juliet, TN

CC4 BAKER SS24 L1798676-24 Solid

Collected by: Matt K. Collected date/time: 11/11/24 12:45 Received date/time: 11/12/24 09:00

Method	Batch	Dilution	Preparation date/time	Analysis date/time	Analyst	Location
Calculated Results	WG2405012	1	11/21/24 01:23	11/21/24 01:23	DJS	Mt. Juliet, TN
Wet Chemistry by Method 9050AMod	WG2405865	1	11/21/24 11:16	11/21/24 16:30	BRT	Mt. Juliet, TN
Metals (ICPMS) by Method 6020	WG2401063	5	11/17/24 07:33	11/17/24 23:11	LD	Mt. Juliet, TN

SAMPLE SUMMARY

CC4 BAKER NWALL L1798676-25 Solid

Collected by: Matt K. Collected date/time: 11/11/24 00:00 Received date/time: 11/12/24 09:00

Method	Batch	Dilution	Preparation date/time	Analysis date/time	Analyst	Location
Calculated Results	WG2405012	1	11/21/24 01:25	11/21/24 01:25	DJS	Mt. Juliet, TN
Wet Chemistry by Method 9050AMod	WG2405865	1	11/21/24 11:16	11/21/24 16:30	BRT	Mt. Juliet, TN
Metals (ICPMS) by Method 6020	WG2401063	5	11/17/24 07:33	11/17/24 23:24	LD	Mt. Juliet, TN

1 Cp

2 Tc

3 Ss

CC4 BAKER EWALL L1798676-26 Solid

Collected by: Matt K. Collected date/time: 11/11/24 00:00 Received date/time: 11/12/24 09:00

Method	Batch	Dilution	Preparation date/time	Analysis date/time	Analyst	Location
Calculated Results	WG2405012	1	11/21/24 01:27	11/21/24 01:27	DJS	Mt. Juliet, TN
Wet Chemistry by Method 9050AMod	WG2405865	1	11/21/24 11:16	11/21/24 16:30	BRT	Mt. Juliet, TN
Metals (ICPMS) by Method 6020	WG2401063	5	11/17/24 07:33	11/17/24 23:28	LD	Mt. Juliet, TN

4 Cn

5 Sr

6 Qc

CC4 BAKER SWALL L1798676-27 Solid

Collected by: Matt K. Collected date/time: 11/11/24 00:00 Received date/time: 11/12/24 09:00

Method	Batch	Dilution	Preparation date/time	Analysis date/time	Analyst	Location
Calculated Results	WG2405016	1	11/21/24 02:15	11/21/24 02:15	DJS	Mt. Juliet, TN
Wet Chemistry by Method 9050AMod	WG2405513	1	11/20/24 22:11	11/21/24 14:45	BRT	Mt. Juliet, TN
Metals (ICPMS) by Method 6020	WG2401063	5	11/17/24 07:33	11/17/24 23:31	LD	Mt. Juliet, TN

7 Gl

8 Al

9 Sc

CC4 BAKER WWALL L1798676-28 Solid

Collected by: Matt K. Collected date/time: 11/11/24 00:00 Received date/time: 11/12/24 09:00

Method	Batch	Dilution	Preparation date/time	Analysis date/time	Analyst	Location
Calculated Results	WG2405012	1	11/21/24 01:28	11/21/24 01:28	DJS	Mt. Juliet, TN
Wet Chemistry by Method 9050AMod	WG2405865	1	11/21/24 11:16	11/21/24 16:30	BRT	Mt. Juliet, TN
Metals (ICPMS) by Method 6020	WG2401063	5	11/17/24 07:33	11/17/24 23:34	LD	Mt. Juliet, TN

CC4 BAKER BOT L1798676-29 Solid

Collected by: Matt K. Collected date/time: 11/11/24 00:00 Received date/time: 11/12/24 09:00

Method	Batch	Dilution	Preparation date/time	Analysis date/time	Analyst	Location
Calculated Results	WG2405012	1	11/21/24 01:30	11/21/24 01:30	DJS	Mt. Juliet, TN
Wet Chemistry by Method 9050AMod	WG2405865	1	11/21/24 11:16	11/21/24 16:30	BRT	Mt. Juliet, TN
Metals (ICPMS) by Method 6020	WG2401063	5	11/17/24 07:33	11/17/24 23:37	LD	Mt. Juliet, TN

CASE NARRATIVE

All sample aliquots were received at the correct temperature, in the proper containers, with the appropriate preservatives, and within method specified holding times, unless qualified or notated within the report. Where applicable, all MDL (LOD) and RDL (LOQ) values reported for environmental samples have been corrected for the dilution factor used in the analysis. All Method and Batch Quality Control are within established criteria except where addressed in this case narrative, a non-conformance form or properly qualified within the sample results. By my digital signature below, I affirm to the best of my knowledge, all problems/anomalies observed by the laboratory as having the potential to affect the quality of the data have been identified by the laboratory, and no information or data have been knowingly withheld that would affect the quality of the data.



Chris Ward
Project Manager

¹ Cp

² Tc

³ Ss

⁴ Cn

⁵ Sr

⁶ Qc

⁷ Gl

⁸ Al

⁹ Sc

Calculated Results

Analyte	Result	Qualifier	Dilution	Analysis date / time	Batch
Sodium Adsorption Ratio	1.07		1	11/21/2024 01:09	WG2405012

1 Cp

2 Tc

Wet Chemistry by Method 9050AMod

Analyte	Result	Units	Qualifier	RDL	Dilution	Analysis date / time	Batch
Specific Conductance	1510	umhos/cm		10.0	1	11/21/2024 16:30	WG2405865

3 Ss

4 Cn

Sample Narrative:

L1798676-01 WG2405865: at 25C

5 Sr

Metals (ICPMS) by Method 6020

Analyte	Result mg/kg	Qualifier	MDL mg/kg	RDL mg/kg	Dilution	Analysis date / time	Batch
Arsenic	7.11		0.100	1.00	5	11/15/2024 16:26	WG2401067

6 Qc

7 Gl

8 Al

9 Sc

Calculated Results

Analyte	Result	Qualifier	Dilution	Analysis date / time	Batch
Sodium Adsorption Ratio	6.36		1	11/21/2024 01:41	WG2405016

1 Cp

2 Tc

Wet Chemistry by Method 9050AMod

Analyte	Result	Units	Qualifier	RDL	Dilution	Analysis date / time	Batch
Specific Conductance	2290	umhos/cm		10.0	1	11/21/2024 14:45	WG2405513

3 Ss

4 Cn

Sample Narrative:

L1798676-02 WG2405513: at 25C

5 Sr

Metals (ICPMS) by Method 6020

Analyte	Result mg/kg	Qualifier	MDL mg/kg	RDL mg/kg	Dilution	Analysis date / time	Batch
Arsenic	6.90		0.100	1.00	5	11/15/2024 16:30	WG2401067

6 Qc

7 Gl

8 Al

9 Sc

Calculated Results

Analyte	Result	Qualifier	Dilution	Analysis date / time	Batch
Sodium Adsorption Ratio	5.12		1	11/21/2024 01:43	WG2405016

1 Cp

2 Tc

Wet Chemistry by Method 9050AMod

Analyte	Result	Units	Qualifier	RDL	Dilution	Analysis date / time	Batch
Specific Conductance	1500	umhos/cm		10.0	1	11/21/2024 14:45	WG2405513

3 Ss

4 Cn

Sample Narrative:

L1798676-03 WG2405513: at 25C

5 Sr

Metals (ICPMS) by Method 6020

Analyte	Result mg/kg	Qualifier	MDL mg/kg	RDL mg/kg	Dilution	Analysis date / time	Batch
Arsenic	6.76		0.100	1.00	5	11/15/2024 16:33	WG2401067

6 Qc

7 Gl

8 Al

9 Sc

Calculated Results

Analyte	Result	Qualifier	Dilution	Analysis date / time	Batch
Sodium Adsorption Ratio	4.92		1	11/21/2024 01:44	WG2405016

¹ Cp

² Tc

Wet Chemistry by Method 9050AMod

Analyte	Result	Units	Qualifier	RDL	Dilution	Analysis date / time	Batch
Specific Conductance	1590	umhos/cm		10.0	1	11/21/2024 14:45	WG2405513

³ Ss

⁴ Cn

Sample Narrative:

L1798676-04 WG2405513: at 25C

⁵ Sr

Metals (ICPMS) by Method 6020

Analyte	Result mg/kg	Qualifier	MDL mg/kg	RDL mg/kg	Dilution	Analysis date / time	Batch
Arsenic	5.85		0.100	1.00	5	11/15/2024 16:36	WG2401067

⁶ Qc

⁷ Gl

⁸ Al

⁹ Sc

Calculated Results

Analyte	Result	Qualifier	Dilution	Analysis date / time	Batch
Sodium Adsorption Ratio	2.67		1	11/21/2024 01:46	WG2405016

1 Cp

2 Tc

Wet Chemistry by Method 9050AMod

Analyte	Result	Units	Qualifier	RDL	Dilution	Analysis date / time	Batch
Specific Conductance	889	umhos/cm		10.0	1	11/21/2024 14:45	WG2405513

3 Ss

4 Cn

Sample Narrative:

L1798676-05 WG2405513: at 25C

5 Sr

Metals (ICPMS) by Method 6020

Analyte	Result mg/kg	Qualifier	MDL mg/kg	RDL mg/kg	Dilution	Analysis date / time	Batch
Arsenic	7.10		0.100	1.00	5	11/15/2024 16:49	WG2401067

6 Qc

7 Gl

8 Al

9 Sc

Calculated Results

Analyte	Result	Qualifier	Dilution	Analysis date / time	Batch
Sodium Adsorption Ratio	3.66		1	11/21/2024 01:48	WG2405016

1 Cp

2 Tc

Wet Chemistry by Method 9050AMod

Analyte	Result	Units	Qualifier	RDL	Dilution	Analysis date / time	Batch
Specific Conductance	1360	umhos/cm		10.0	1	11/21/2024 14:45	WG2405513

3 Ss

4 Cn

Sample Narrative:

L1798676-06 WG2405513: at 25C

5 Sr

Metals (ICPMS) by Method 6020

Analyte	Result mg/kg	Qualifier	MDL mg/kg	RDL mg/kg	Dilution	Analysis date / time	Batch
Arsenic	7.07		0.100	1.00	5	11/15/2024 16:52	WG2401067

6 Qc

7 Gl

8 Al

9 Sc

Calculated Results

Analyte	Result	Qualifier	Dilution	Analysis date / time	Batch
Sodium Adsorption Ratio	6.47		1	11/21/2024 01:50	WG2405016

1 Cp

2 Tc

Wet Chemistry by Method 9050AMod

Analyte	Result	Units	Qualifier	RDL	Dilution	Analysis date / time	Batch
Specific Conductance	2400	umhos/cm		10.0	1	11/21/2024 14:45	WG2405513

3 Ss

4 Cn

Sample Narrative:

L1798676-07 WG2405513: at 25C

5 Sr

Metals (ICPMS) by Method 6020

Analyte	Result mg/kg	Qualifier	MDL mg/kg	RDL mg/kg	Dilution	Analysis date / time	Batch
Arsenic	7.59		0.100	1.00	5	11/15/2024 16:55	WG2401067

6 Qc

7 Gl

8 Al

9 Sc

Calculated Results

Analyte	Result	Qualifier	Dilution	Analysis date / time	Batch
Sodium Adsorption Ratio	0.857		1	11/21/2024 01:52	WG2405016

1 Cp

2 Tc

Wet Chemistry by Method 9050AMod

Analyte	Result	Units	Qualifier	RDL	Dilution	Analysis date / time	Batch
Specific Conductance	1520	umhos/cm		10.0	1	11/21/2024 14:45	WG2405513

3 Ss

4 Cn

Sample Narrative:

L1798676-08 WG2405513: at 25C

5 Sr

Metals (ICPMS) by Method 6020

Analyte	Result mg/kg	Qualifier	MDL mg/kg	RDL mg/kg	Dilution	Analysis date / time	Batch
Arsenic	8.31		0.100	1.00	5	11/15/2024 16:58	WG2401067

6 Qc

7 Gl

8 Al

9 Sc

Calculated Results

Analyte	Result	Qualifier	Dilution	Analysis date / time	Batch
Sodium Adsorption Ratio	3.97		1	11/21/2024 01:11	WG2405012

1 Cp

2 Tc

Wet Chemistry by Method 9050AMod

Analyte	Result	Units	Qualifier	RDL	Dilution	Analysis date / time	Batch
Specific Conductance	3140	umhos/cm		10.0	1	11/21/2024 16:30	WG2405865

3 Ss

4 Cn

Sample Narrative:

L1798676-09 WG2405865: at 25C

5 Sr

Metals (ICPMS) by Method 6020

Analyte	Result mg/kg	Qualifier	MDL mg/kg	RDL mg/kg	Dilution	Analysis date / time	Batch
Arsenic	5.84		0.100	1.00	5	11/15/2024 17:01	WG2401067

6 Qc

7 Gl

8 Al

9 Sc

Calculated Results

Analyte	Result	Qualifier	Dilution	Analysis date / time	Batch
Sodium Adsorption Ratio	5.14		1	11/21/2024 01:53	WG2405016

1 Cp

2 Tc

Wet Chemistry by Method 9050AMod

Analyte	Result	Units	Qualifier	RDL	Dilution	Analysis date / time	Batch
Specific Conductance	1120	umhos/cm		10.0	1	11/21/2024 14:45	WG2405513

3 Ss

4 Cn

Sample Narrative:

L1798676-10 WG2405513: at 25C

5 Sr

Metals (ICPMS) by Method 6020

Analyte	Result mg/kg	Qualifier	MDL mg/kg	RDL mg/kg	Dilution	Analysis date / time	Batch
Arsenic	10.7		0.100	1.00	5	11/17/2024 22:27	WG2401063

6 Qc

7 Gl

8 Al

9 Sc

Calculated Results

Analyte	Result	Qualifier	Dilution	Analysis date / time	Batch
Sodium Adsorption Ratio	2.23		1	11/21/2024 01:59	WG2405016

1 Cp

2 Tc

Wet Chemistry by Method 9050AMod

Analyte	Result	Units	Qualifier	RDL	Dilution	Analysis date / time	Batch
Specific Conductance	715	umhos/cm		10.0	1	11/21/2024 14:45	WG2405513

3 Ss

4 Cn

Sample Narrative:

L1798676-11 WG2405513: at 25C

5 Sr

Metals (ICPMS) by Method 6020

Analyte	Result mg/kg	Qualifier	MDL mg/kg	RDL mg/kg	Dilution	Analysis date / time	Batch
Arsenic	14.4		0.100	1.00	5	11/15/2024 15:35	WG2401067

6 Qc

7 Gl

8 Al

9 Sc

Calculated Results

Analyte	Result	Qualifier	Dilution	Analysis date / time	Batch
Sodium Adsorption Ratio	3.79		1	11/21/2024 02:00	WG2405016

1 Cp

2 Tc

Wet Chemistry by Method 9050AMod

Analyte	Result	Units	Qualifier	RDL	Dilution	Analysis date / time	Batch
Specific Conductance	500	umhos/cm		10.0	1	11/21/2024 14:45	WG2405513

3 Ss

4 Cn

Sample Narrative:

L1798676-12 WG2405513: at 25C

5 Sr

Metals (ICPMS) by Method 6020

Analyte	Result mg/kg	Qualifier	MDL mg/kg	RDL mg/kg	Dilution	Analysis date / time	Batch
Arsenic	7.94		0.100	1.00	5	11/17/2024 22:30	WG2401063

6 Qc

7 Gl

8 Al

9 Sc

Calculated Results

Analyte	Result	Qualifier	Dilution	Analysis date / time	Batch
Sodium Adsorption Ratio	16.1		1	11/21/2024 02:02	WG2405016

1 Cp

2 Tc

Wet Chemistry by Method 9050AMod

Analyte	Result	Units	Qualifier	RDL	Dilution	Analysis date / time	Batch
Specific Conductance	3090	umhos/cm		10.0	1	11/21/2024 14:45	WG2405513

3 Ss

4 Cn

Sample Narrative:

L1798676-13 WG2405513: at 25C

5 Sr

Metals (ICPMS) by Method 6020

Analyte	Result mg/kg	Qualifier	MDL mg/kg	RDL mg/kg	Dilution	Analysis date / time	Batch
Arsenic	6.85		0.100	1.00	5	11/17/2024 22:33	WG2401063

6 Qc

7 Gl

8 Al

9 Sc

Calculated Results

Analyte	Result	Qualifier	Dilution	Analysis date / time	Batch
Sodium Adsorption Ratio	5.83		1	11/21/2024 02:04	WG2405016

¹ Cp

² Tc

Wet Chemistry by Method 9050AMod

Analyte	Result	Units	Qualifier	RDL	Dilution	Analysis date / time	Batch
Specific Conductance	1480	umhos/cm		10.0	1	11/21/2024 14:45	WG2405513

³ Ss

⁴ Cn

Sample Narrative:

L1798676-14 WG2405513: at 25C

⁵ Sr

Metals (ICPMS) by Method 6020

Analyte	Result mg/kg	Qualifier	MDL mg/kg	RDL mg/kg	Dilution	Analysis date / time	Batch
Arsenic	7.10		0.100	1.00	5	11/17/2024 23:43	WG2401063

⁶ Qc

⁷ Gl

⁸ Al

⁹ Sc

Calculated Results

Analyte	Result	Qualifier	Dilution	Analysis date / time	Batch
Sodium Adsorption Ratio	0.376		1	11/21/2024 01:16	WG2405012

1 Cp

2 Tc

Wet Chemistry by Method 9050AMod

Analyte	Result	Units	Qualifier	RDL	Dilution	Analysis date / time	Batch
Specific Conductance	311	umhos/cm		10.0	1	11/21/2024 16:30	WG2405865

3 Ss

4 Cn

Sample Narrative:

L1798676-15 WG2405865: at 25C

5 Sr

Metals (ICPMS) by Method 6020

Analyte	Result mg/kg	Qualifier	MDL mg/kg	RDL mg/kg	Dilution	Analysis date / time	Batch
Arsenic	8.28		0.100	1.00	5	11/17/2024 23:46	WG2401063

6 Qc

7 Gl

8 Al

9 Sc

Calculated Results

Analyte	Result	Qualifier	Dilution	Analysis date / time	Batch
Sodium Adsorption Ratio	6.41		1	11/21/2024 02:06	WG2405016

1 Cp

2 Tc

Wet Chemistry by Method 9050AMod

Analyte	Result	Units	Qualifier	RDL	Dilution	Analysis date / time	Batch
Specific Conductance	951	umhos/cm		10.0	1	11/21/2024 14:45	WG2405513

3 Ss

4 Cn

Sample Narrative:

L1798676-16 WG2405513: at 25C

5 Sr

Metals (ICPMS) by Method 6020

Analyte	Result mg/kg	Qualifier	MDL mg/kg	RDL mg/kg	Dilution	Analysis date / time	Batch
Arsenic	7.57		0.100	1.00	5	11/17/2024 23:49	WG2401063

6 Qc

7 Gl

8 Al

9 Sc

Calculated Results

Analyte	Result	Qualifier	Dilution	Analysis date / time	Batch
Sodium Adsorption Ratio	2.92		1	11/21/2024 02:08	WG2405016

1 Cp

2 Tc

Wet Chemistry by Method 9050AMod

Analyte	Result	Units	Qualifier	RDL	Dilution	Analysis date / time	Batch
Specific Conductance	1170	umhos/cm		10.0	1	11/21/2024 14:45	WG2405513

3 Ss

4 Cn

Sample Narrative:

L1798676-17 WG2405513: at 25C

5 Sr

Metals (ICPMS) by Method 6020

Analyte	Result mg/kg	Qualifier	MDL mg/kg	RDL mg/kg	Dilution	Analysis date / time	Batch
Arsenic	9.12		0.100	1.00	5	11/15/2024 17:05	WG2401067

6 Qc

7 Gl

8 Al

9 Sc

Calculated Results

Analyte	Result	Qualifier	Dilution	Analysis date / time	Batch
Sodium Adsorption Ratio	2.35		1	11/21/2024 02:09	WG2405016

1 Cp

2 Tc

Wet Chemistry by Method 9050AMod

Analyte	Result	Units	Qualifier	RDL	Dilution	Analysis date / time	Batch
Specific Conductance	1210	umhos/cm		10.0	1	11/21/2024 14:45	WG2405513

3 Ss

4 Cn

Sample Narrative:

L1798676-18 WG2405513: at 25C

5 Sr

Metals (ICPMS) by Method 6020

Analyte	Result mg/kg	Qualifier	MDL mg/kg	RDL mg/kg	Dilution	Analysis date / time	Batch
Arsenic	9.06		0.100	1.00	5	11/17/2024 22:52	WG2401063

6 Qc

7 Gl

8 Al

9 Sc

Calculated Results

Analyte	Result	Qualifier	Dilution	Analysis date / time	Batch
Sodium Adsorption Ratio	4.89		1	11/21/2024 02:11	WG2405016

1 Cp

2 Tc

Wet Chemistry by Method 9050AMod

Analyte	Result	Units	Qualifier	RDL	Dilution	Analysis date / time	Batch
Specific Conductance	1280	umhos/cm		10.0	1	11/21/2024 14:45	WG2405513

3 Ss

4 Cn

Sample Narrative:

L1798676-19 WG2405513: at 25C

5 Sr

Metals (ICPMS) by Method 6020

Analyte	Result mg/kg	Qualifier	MDL mg/kg	RDL mg/kg	Dilution	Analysis date / time	Batch
Arsenic	8.48		0.100	1.00	5	11/17/2024 23:59	WG2401063

6 Qc

7 Gl

8 Al

9 Sc

Calculated Results

Analyte	Result	Qualifier	Dilution	Analysis date / time	Batch
Sodium Adsorption Ratio	1.03		1	11/21/2024 02:13	WG2405016

1 Cp

2 Tc

Wet Chemistry by Method 9050AMod

Analyte	Result	Units	Qualifier	RDL	Dilution	Analysis date / time	Batch
Specific Conductance	600	umhos/cm		10.0	1	11/21/2024 14:45	WG2405513

3 Ss

4 Cn

Sample Narrative:

L1798676-20 WG2405513: at 25C

5 Sr

Metals (ICPMS) by Method 6020

Analyte	Result mg/kg	Qualifier	MDL mg/kg	RDL mg/kg	Dilution	Analysis date / time	Batch
Arsenic	9.26		0.100	1.00	5	11/18/2024 00:02	WG2401063

6 Qc

7 Gl

8 Al

9 Sc

Calculated Results

Analyte	Result	Qualifier	Dilution	Analysis date / time	Batch
Sodium Adsorption Ratio	21.3		1	11/21/2024 01:18	WG2405012

1 Cp

2 Tc

Wet Chemistry by Method 9050AMod

Analyte	Result	Units	Qualifier	RDL	Dilution	Analysis date / time	Batch
Specific Conductance	3910	umhos/cm		10.0	1	11/21/2024 16:30	WG2405865

3 Ss

4 Cn

Sample Narrative:

L1798676-21 WG2405865: at 25C

5 Sr

Metals (ICPMS) by Method 6020

Analyte	Result mg/kg	Qualifier	MDL mg/kg	RDL mg/kg	Dilution	Analysis date / time	Batch
Arsenic	7.16		0.100	1.00	5	11/17/2024 23:02	WG2401063

6 Qc

7 Gl

8 Al

9 Sc

Calculated Results

Analyte	Result	Qualifier	Dilution	Analysis date / time	Batch
Sodium Adsorption Ratio	18.2		1	11/21/2024 01:20	WG2405012

1 Cp

2 Tc

Wet Chemistry by Method 9050AMod

Analyte	Result	Units	Qualifier	RDL	Dilution	Analysis date / time	Batch
Specific Conductance	3480	umhos/cm		10.0	1	11/21/2024 16:30	WG2405865

3 Ss

4 Cn

Sample Narrative:

L1798676-22 WG2405865: at 25C

5 Sr

Metals (ICPMS) by Method 6020

Analyte	Result mg/kg	Qualifier	MDL mg/kg	RDL mg/kg	Dilution	Analysis date / time	Batch
Arsenic	8.06		0.100	1.00	5	11/17/2024 23:05	WG2401063

6 Qc

7 Gl

8 Al

9 Sc

Calculated Results

Analyte	Result	Qualifier	Dilution	Analysis date / time	Batch
Sodium Adsorption Ratio	6.50		1	11/21/2024 01:21	WG2405012

1 Cp

2 Tc

Wet Chemistry by Method 9050AMod

Analyte	Result	Units	Qualifier	RDL	Dilution	Analysis date / time	Batch
Specific Conductance	4830	umhos/cm		10.0	1	11/21/2024 16:30	WG2405865

3 Ss

4 Cn

Sample Narrative:

L1798676-23 WG2405865: at 25C

5 Sr

Metals (ICPMS) by Method 6020

Analyte	Result mg/kg	Qualifier	MDL mg/kg	RDL mg/kg	Dilution	Analysis date / time	Batch
Arsenic	11.5		0.100	1.00	5	11/17/2024 23:08	WG2401063

6 Qc

7 Gl

8 Al

9 Sc

Calculated Results

Analyte	Result	Qualifier	Dilution	Analysis date / time	Batch
Sodium Adsorption Ratio	5.79		1	11/21/2024 01:23	WG2405012

1 Cp

2 Tc

Wet Chemistry by Method 9050AMod

Analyte	Result	Units	Qualifier	RDL	Dilution	Analysis date / time	Batch
Specific Conductance	3180	umhos/cm		10.0	1	11/21/2024 16:30	WG2405865

3 Ss

4 Cn

Sample Narrative:

L1798676-24 WG2405865: at 25C

5 Sr

Metals (ICPMS) by Method 6020

Analyte	Result mg/kg	Qualifier	MDL mg/kg	RDL mg/kg	Dilution	Analysis date / time	Batch
Arsenic	9.35		0.100	1.00	5	11/17/2024 23:11	WG2401063

6 Qc

7 Gl

8 Al

9 Sc

Calculated Results

Analyte	Result	Qualifier	Dilution	Analysis date / time	Batch
Sodium Adsorption Ratio	9.08		1	11/21/2024 01:25	WG2405012

1 Cp

2 Tc

Wet Chemistry by Method 9050AMod

Analyte	Result	Units	Qualifier	RDL	Dilution	Analysis date / time	Batch
Specific Conductance	3850	umhos/cm		10.0	1	11/21/2024 16:30	WG2405865

3 Ss

4 Cn

Sample Narrative:

L1798676-25 WG2405865: at 25C

5 Sr

Metals (ICPMS) by Method 6020

Analyte	Result mg/kg	Qualifier	MDL mg/kg	RDL mg/kg	Dilution	Analysis date / time	Batch
Arsenic	7.92		0.100	1.00	5	11/17/2024 23:24	WG2401063

6 Qc

7 Gl

8 Al

9 Sc

Calculated Results

Analyte	Result	Qualifier	Dilution	Analysis date / time	Batch
Sodium Adsorption Ratio	47.9		1	11/21/2024 01:27	WG2405012

1 Cp

2 Tc

Wet Chemistry by Method 9050AMod

Analyte	Result	Units	Qualifier	RDL	Dilution	Analysis date / time	Batch
Specific Conductance	5130	umhos/cm		10.0	1	11/21/2024 16:30	WG2405865

3 Ss

4 Cn

Sample Narrative:

L1798676-26 WG2405865: at 25C

5 Sr

Metals (ICPMS) by Method 6020

Analyte	Result mg/kg	Qualifier	MDL mg/kg	RDL mg/kg	Dilution	Analysis date / time	Batch
Arsenic	7.89		0.100	1.00	5	11/17/2024 23:28	WG2401063

6 Qc

7 Gl

8 Al

9 Sc

Calculated Results

Analyte	Result	Qualifier	Dilution	Analysis date / time	Batch
Sodium Adsorption Ratio	6.59		1	11/21/2024 02:15	WG2405016

1 Cp

2 Tc

Wet Chemistry by Method 9050AMod

Analyte	Result	Units	Qualifier	RDL	Dilution	Analysis date / time	Batch
Specific Conductance	1070	umhos/cm		10.0	1	11/21/2024 14:45	WG2405513

3 Ss

4 Cn

Sample Narrative:

L1798676-27 WG2405513: at 25C

5 Sr

Metals (ICPMS) by Method 6020

Analyte	Result mg/kg	Qualifier	MDL mg/kg	RDL mg/kg	Dilution	Analysis date / time	Batch
Arsenic	6.96		0.100	1.00	5	11/17/2024 23:31	WG2401063

6 Qc

7 Gl

8 Al

9 Sc

Calculated Results

Analyte	Result	Qualifier	Dilution	Analysis date / time	Batch
Sodium Adsorption Ratio	2.28		1	11/21/2024 01:28	WG2405012

1 Cp

2 Tc

Wet Chemistry by Method 9050AMod

Analyte	Result	Units	Qualifier	RDL	Dilution	Analysis date / time	Batch
Specific Conductance	930	umhos/cm		10.0	1	11/21/2024 16:30	WG2405865

3 Ss

4 Cn

Sample Narrative:

L1798676-28 WG2405865: at 25C

5 Sr

Metals (ICPMS) by Method 6020

Analyte	Result mg/kg	Qualifier	MDL mg/kg	RDL mg/kg	Dilution	Analysis date / time	Batch
Arsenic	8.45		0.100	1.00	5	11/17/2024 23:34	WG2401063

6 Qc

7 Gl

8 Al

9 Sc

Calculated Results

Analyte	Result	Qualifier	Dilution	Analysis date / time	Batch
Sodium Adsorption Ratio	15.6		1	11/21/2024 01:30	WG2405012

1 Cp

2 Tc

Wet Chemistry by Method 9050AMod

Analyte	Result	Units	Qualifier	RDL	Dilution	Analysis date / time	Batch
Specific Conductance	3300	umhos/cm		10.0	1	11/21/2024 16:30	WG2405865

3 Ss

4 Cn

Sample Narrative:

L1798676-29 WG2405865: at 25C

5 Sr

Metals (ICPMS) by Method 6020

Analyte	Result mg/kg	Qualifier	MDL mg/kg	RDL mg/kg	Dilution	Analysis date / time	Batch
Arsenic	9.93		0.100	1.00	5	11/17/2024 23:37	WG2401063

6 Qc

7 Gl

8 Al

9 Sc

Method Blank (MB)

(MB) R4149022-1 11/21/24 14:45

Analyte	MB Result umhos/cm	MB Qualifier	MB MDL umhos/cm	MB RDL umhos/cm
Specific Conductance	U		10.0	10.0

Sample Narrative:

BLANK: at 25C

L1798676-02 Original Sample (OS) • Duplicate (DUP)

(OS) L1798676-02 11/21/24 14:45 • (DUP) R4149022-3 11/21/24 14:45

Analyte	Original Result umhos/cm	DUP Result umhos/cm	Dilution	DUP RPD %	DUP Qualifier	DUP RPD Limits
Specific Conductance	2290	2260	1	1.54		20

Sample Narrative:

OS: at 25C

DUP: at 25C

L1798872-01 Original Sample (OS) • Duplicate (DUP)

(OS) L1798872-01 11/21/24 14:45 • (DUP) R4149022-4 11/21/24 14:45

Analyte	Original Result umhos/cm	DUP Result umhos/cm	Dilution	DUP RPD %	DUP Qualifier	DUP RPD Limits
Specific Conductance	15900	15800	1	1.07		20

Sample Narrative:

OS: at 25C

DUP: at 25C

Laboratory Control Sample (LCS)

(LCS) R4149022-2 11/21/24 14:45

Analyte	Spike Amount umhos/cm	LCS Result umhos/cm	LCS Rec. %	Rec. Limits %	LCS Qualifier
Specific Conductance	733	672	91.7	85.0-115	

Sample Narrative:

LCS: at 25C



Method Blank (MB)

(MB) R4149139-1 11/21/24 16:30

Analyte	MB Result	MB Qualifier	MB MDL	MB RDL
Specific Conductance	U		10.0	10.0

Sample Narrative:

BLANK: at 25C

L1798600-01 Original Sample (OS) • Duplicate (DUP)

(OS) L1798600-01 11/21/24 16:30 • (DUP) R4149139-3 11/21/24 16:30

Analyte	Original Result	DUP Result	Dilution	DUP RPD	DUP Qualifier	DUP RPD Limits
Specific Conductance	773	758	1	1.96		20

Sample Narrative:

OS: at 25C

DUP: at 25C

L1798677-01 Original Sample (OS) • Duplicate (DUP)

(OS) L1798677-01 11/21/24 16:30 • (DUP) R4149139-4 11/21/24 16:30

Analyte	Original Result	DUP Result	Dilution	DUP RPD	DUP Qualifier	DUP RPD Limits
Specific Conductance	459	454	1	1.10		20

Sample Narrative:

OS: at 25C

DUP: at 25C

Laboratory Control Sample (LCS)

(LCS) R4149139-2 11/21/24 16:30

Analyte	Spike Amount	LCS Result	LCS Rec.	Rec. Limits	LCS Qualifier
Specific Conductance	733	665	90.7	85.0-115	

Sample Narrative:

LCS: at 25C



Method Blank (MB)

(MB) R4147067-1 11/17/24 22:05

Analyte	MB Result mg/kg	MB Qualifier	MB MDL mg/kg	MB RDL mg/kg
Arsenic	U		0.100	1.00

Laboratory Control Sample (LCS)

(LCS) R4147067-2 11/17/24 22:08

Analyte	Spike Amount mg/kg	LCS Result mg/kg	LCS Rec. %	Rec. Limits %	LCS Qualifier
Arsenic	100	90.7	90.7	80.0-120	

L1798677-01 Original Sample (OS) • Matrix Spike (MS) • Matrix Spike Duplicate (MSD)

(OS) L1798677-01 11/17/24 22:11 • (MS) R4147067-5 11/17/24 22:21 • (MSD) R4147067-6 11/17/24 22:24

Analyte	Spike Amount mg/kg	Original Result mg/kg	MS Result mg/kg	MSD Result mg/kg	MS Rec. %	MSD Rec. %	Dilution	Rec. Limits %	MS Qualifier	MSD Qualifier	RPD %	RPD Limits %
Arsenic	100	6.77	93.9	105	87.1	97.8	5	75.0-125			10.7	20

- 1 Cp
- 2 Tc
- 3 Ss
- 4 Cn
- 5 Sr
- 6 Qc
- 7 Gl
- 8 Al
- 9 Sc

Method Blank (MB)

(MB) R4146663-1 11/15/24 15:29

Analyte	MB Result mg/kg	MB Qualifier	MB MDL mg/kg	MB RDL mg/kg
Arsenic	U		0.100	1.00

1 Cp

2 Tc

3 Ss

Laboratory Control Sample (LCS)

(LCS) R4146663-2 11/15/24 15:32

Analyte	Spike Amount mg/kg	LCS Result mg/kg	LCS Rec. %	Rec. Limits %	LCS Qualifier
Arsenic	100	91.8	91.8	80.0-120	

4 Cn

5 Sr

L1798676-11 Original Sample (OS) • Matrix Spike (MS) • Matrix Spike Duplicate (MSD)

(OS) L1798676-11 11/15/24 15:35 • (MS) R4146663-5 11/15/24 15:45 • (MSD) R4146663-6 11/15/24 15:48

Analyte	Spike Amount mg/kg	Original Result mg/kg	MS Result mg/kg	MSD Result mg/kg	MS Rec. %	MSD Rec. %	Dilution	Rec. Limits %	MS Qualifier	MSD Qualifier	RPD %	RPD Limits %
Arsenic	100	14.4	100	98.0	85.6	83.6	5	75.0-125			2.05	20

6 Qc

7 Gl

8 Al

9 Sc

GLOSSARY OF TERMS

Guide to Reading and Understanding Your Laboratory Report

The information below is designed to better explain the various terms used in your report of analytical results from the Laboratory. This is not intended as a comprehensive explanation, and if you have additional questions please contact your project representative.

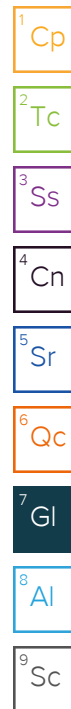
Results Disclaimer - Information that may be provided by the customer, and contained within this report, include Permit Limits, Project Name, Sample ID, Sample Matrix, Sample Preservation, Field Blanks, Field Spikes, Field Duplicates, On-Site Data, Sampling Collection Dates/Times, and Sampling Location. Results relate to the accuracy of this information provided, and as the samples are received.

Abbreviations and Definitions

MDL	Method Detection Limit.
RDL	Reported Detection Limit.
Rec.	Recovery.
RPD	Relative Percent Difference.
SDG	Sample Delivery Group.
U	Not detected at the Reporting Limit (or MDL where applicable).
Analyte	The name of the particular compound or analysis performed. Some Analyses and Methods will have multiple analytes reported.
Dilution	If the sample matrix contains an interfering material, the sample preparation volume or weight values differ from the standard, or if concentrations of analytes in the sample are higher than the highest limit of concentration that the laboratory can accurately report, the sample may be diluted for analysis. If a value different than 1 is used in this field, the result reported has already been corrected for this factor.
Limits	These are the target % recovery ranges or % difference value that the laboratory has historically determined as normal for the method and analyte being reported. Successful QC Sample analysis will target all analytes recovered or duplicated within these ranges.
Original Sample	The non-spiked sample in the prep batch used to determine the Relative Percent Difference (RPD) from a quality control sample. The Original Sample may not be included within the reported SDG.
Qualifier	This column provides a letter and/or number designation that corresponds to additional information concerning the result reported. If a Qualifier is present, a definition per Qualifier is provided within the Glossary and Definitions page and potentially a discussion of possible implications of the Qualifier in the Case Narrative if applicable.
Result	The actual analytical final result (corrected for any sample specific characteristics) reported for your sample. If there was no measurable result returned for a specific analyte, the result in this column may state "ND" (Not Detected) or "BDL" (Below Detectable Levels). The information in the results column should always be accompanied by either an MDL (Method Detection Limit) or RDL (Reporting Detection Limit) that defines the lowest value that the laboratory could detect or report for this analyte.
Uncertainty (Radiochemistry)	Confidence level of 2 sigma.
Case Narrative (Cn)	A brief discussion about the included sample results, including a discussion of any non-conformances to protocol observed either at sample receipt by the laboratory from the field or during the analytical process. If present, there will be a section in the Case Narrative to discuss the meaning of any data qualifiers used in the report.
Quality Control Summary (Qc)	This section of the report includes the results of the laboratory quality control analyses required by procedure or analytical methods to assist in evaluating the validity of the results reported for your samples. These analyses are not being performed on your samples typically, but on laboratory generated material.
Sample Chain of Custody (Sc)	This is the document created in the field when your samples were initially collected. This is used to verify the time and date of collection, the person collecting the samples, and the analyses that the laboratory is requested to perform. This chain of custody also documents all persons (excluding commercial shippers) that have had control or possession of the samples from the time of collection until delivery to the laboratory for analysis.
Sample Results (Sr)	This section of your report will provide the results of all testing performed on your samples. These results are provided by sample ID and are separated by the analyses performed on each sample. The header line of each analysis section for each sample will provide the name and method number for the analysis reported.
Sample Summary (Ss)	This section of the Analytical Report defines the specific analyses performed for each sample ID, including the dates and times of preparation and/or analysis.

Qualifier Description

The remainder of this page intentionally left blank, there are no qualifiers applied to this SDG.



ACCREDITATIONS & LOCATIONS

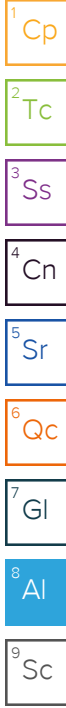
Pace Analytical National 12065 Lebanon Rd Mount Juliet, TN 37122

Alabama	40660	Nebraska	NE-OS-15-05
Alaska	17-026	Nevada	TN000032021-1
Arizona	AZ0612	New Hampshire	2975
Arkansas	88-0469	New Jersey–NELAP	TN002
California	2932	New Mexico ¹	TN00003
Colorado	TN00003	New York	11742
Connecticut	PH-0197	North Carolina	Env375
Florida	E87487	North Carolina ¹	DW21704
Georgia	NELAP	North Carolina ³	41
Georgia ¹	923	North Dakota	R-140
Idaho	TN00003	Ohio–VAP	CL0069
Illinois	200008	Oklahoma	9915
Indiana	C-TN-01	Oregon	TN200002
Iowa	364	Pennsylvania	68-02979
Kansas	E-10277	Rhode Island	LA000356
Kentucky ^{1,6}	KY90010	South Carolina	84004002
Kentucky ²	16	South Dakota	n/a
Louisiana	AI30792	Tennessee ^{1,4}	2006
Louisiana	LA018	Texas	T104704245-20-18
Maine	TN00003	Texas ⁵	LAB0152
Maryland	324	Utah	TN000032021-11
Massachusetts	M-TN003	Vermont	VT2006
Michigan	9958	Virginia	110033
Minnesota	047-999-395	Washington	C847
Mississippi	TN00003	West Virginia	233
Missouri	340	Wisconsin	998093910
Montana	CERT0086	Wyoming	A2LA
A2LA – ISO 17025	1461.01	AIHA-LAP,LLC EMLAP	100789
A2LA – ISO 17025 ⁵	1461.02	DOD	1461.01
Canada	1461.01	USDA	P330-15-00234
EPA–Crypto	TN00003		

¹ Drinking Water ² Underground Storage Tanks ³ Aquatic Toxicity ⁴ Chemical/Microbiological ⁵ Mold ⁶ Wastewater n/a Accreditation not applicable

* Not all certifications held by the laboratory are applicable to the results reported in the attached report.

* Accreditation is only applicable to the test methods specified on each scope of accreditation held by Pace Analytical.



Company Name/Address:
Laramie Energy - Grand Junction, CO
 760 Horizon Dr., Ste. 101
 Grand Junction, CO 81506

Billing Information:
Accounts Payable
 1401 Seventeenth St, Ste 1400
 Denver, CO 80202

Pres
 Chk

Analysis / Container / Preservative



MT JULIET, TN

12065 Lebanon Rd Mount Juliet, TN 37122
 Submitting a sample via this chain of custody
 constitutes acknowledgment and acceptance of the
 Pace Terms and Conditions found at:
<https://info.pacelabs.com/hubfs/pas-standard-terms.pdf>

Report to:
Matt Kasten

Email To: **mkasten@laramie-energy.com**

Project Description:
CC4 BAKER CS

City/State
 Collected:

Please Circle:
 PT MT CT ET

Phone: **970-263-3601**

Client Project #
CC4 Baker

Lab Project #
OXYGJCO-915

Collected by (print): Matt Kasten

Site/Facility ID #
CC4 Baker

P.O. #

Collected by (signature):

Rush? (Lab MUST Be Notified)
 ___ Same Day ___ Five Day
 ___ Next Day ___ 5 Day (Rad Only)
 ___ Two Day ___ 10 Day (Rad Only)
 ___ Three Day

Quote #
 Date Results Needed

Immediately Packed on Ice N ___ Y ___ X ___

Sample ID	Comp/Grab	Matrix *	Depth	Date	Time	No. of Cntrs
-----------	-----------	----------	-------	------	------	--------------

TABLE915 GRO/DRO/ORO 4ozClr-NoPres	TABLE915 Metals 4ozClr-NoPres	TABLE915 VOCs 4ozClr-NoPres	TABLE915 pH SPCONSAR 2ozClr-NoPres	TABLE915PAHs 4ozClr-NoPres	Arseini	SAR	EL
CC4 Baker SS11					X	X	X
CC4 Baker SS12					X	X	X
CC4 Baker SS13					X	X	X
CC4 Baker SS14					X	X	X
CC4 Baker SS15					X	X	X
CC4 Baker SS16					X	X	X
CC4 Baker SS17					X	X	X
CC4 Baker SS18					X	X	X
CC4 Baker SS19					X	X	X
CC4 Baker SS20					X	X	X

SDG # **L1796076**
 Table #
 Acctnum: **OXYGJCO**
 Template: **T222244**
 Prelogin: **P973164**
 PM: **824 - Chris Ward**
 PB:
 Shipped Via: **FedEX Ground**
 Remarks Sample # (lab only)

CC4 Baker SS11	Grab	SS	0-6"	11/11/24	11:40	2
CC4 Baker SS12		SS			11:45	2
CC4 Baker SS13		SS			11:50	2
CC4 Baker SS14		SS			11:55	2
CC4 Baker SS15		SS			12:00	2
CC4 Baker SS16		SS			12:05	2
CC4 Baker SS17		SS			12:10	2
CC4 Baker SS18		SS			12:15	2
CC4 Baker SS19		SS			12:20	2
CC4 Baker SS20		SS			12:25	2

* Matrix:
 SS - Soil AIR - Air F - Filter
 GW - Groundwater B - Bioassay
 WW - WasteWater
 DW - Drinking Water
 OT - Other

Remarks: **mk 11/11/24**
 pH _____ Temp _____
 Flow _____ Other _____

Sample Receipt Checklist

COC Seal Present/Intact:	<input checked="" type="checkbox"/> NP	Y	N
COC Signed/Accurate:	<input checked="" type="checkbox"/>	Y	N
Bottles arrive intact:	<input checked="" type="checkbox"/>	Y	N
Correct bottles used:	<input checked="" type="checkbox"/>	Y	N
Sufficient volume sent:	<input checked="" type="checkbox"/>	Y	N
If Applicable			
VOA Zero Headspace:	<input type="checkbox"/>	Y	N
Preservation Correct/Checked:	<input checked="" type="checkbox"/>	Y	N
RAD Screen <0.5 mR/hr:	<input checked="" type="checkbox"/>	Y	N

Samples returned via: ___ UPS ___ FedEx ___ Courier
 Tracking #

Relinquished by: (Signature)

 Relinquished by: (Signature)

 Relinquished by: (Signature)

Date:
 11/11/24
 11/11/24
 Date:

Time:
 1800
 1600
 Time:

Received by: (Signature)

 Received by: (Signature)

 Received for lab by: (Signature)

Trip Blank Received: Yes / No
 HCL / MeOH
 TBR
 Temp: _____ °C
 Bottles Received: **58**
 Date: **11/12/24** Time: **0900**

If preservation required by Login: Date/Time
 Hold:
 Condition:
 NCF / OK

Company Name/Address:
Laramie Energy - Grand Junction, CO
 760 Horizon Dr., Ste. 101
 Grand Junction, CO 81506

Billing Information:
Accounts Payable
 1401 Seventeenth St, Ste 1400
 Denver, CO 80202

Pres
 Chk

Analysis / Container / Preservative



MT JULIET, TN

12065 Lebanon Rd Mount Juliet, TN 37122
 Submitting a sample via this chain of custody
 constitutes acknowledgment and acceptance of the
 Pace Terms and Conditions found at:
<https://info.pacelabs.com/hubfs/pas-standard-terms.pdf>

Report to:
Matt Kasten

Email To: **mkasten@laramie-energy.com**

Project Description:
CC4 Baker CS

City/State
 Collected:

Please Circle:
 PT MT CT ET

Phone: **970-263-3601**

Client Project #
CC4 Baker

Lab Project #
OXYGJCO-915

Collected by (print): **Matt Kasten**

Site/Facility ID #
CC4 Baker

P.O. #

Collected by (signature):

Rush? (Lab MUST Be Notified)
 ___ Same Day ___ Five Day
 ___ Next Day ___ 5 Day (Rad Only)
 ___ Two Day ___ 10 Day (Rad Only)
 ___ Three Day

Quote #
 Date Results Needed

Immediately
 Packed on Ice N ___ Y ___ X ___

No.
 of
 Cntrs

Sample ID	Comp/Grab	Matrix *	Depth	Date	Time	No. of Cntrs
CC4 Baker SS21	Grab	SS	0-6"	11/11/24	1230	2
CC4 Baker SS22		SS			1235	
CC4 Baker SS23		SS			1240	
CC4 Baker SS24		SS	12"		1245	
CC4 Baker Nwall		SS				
CC4 Baker Fwall		SS				
CC4 Baker Swall		SS				
CC4 Baker Wwall		SS				
CC4 Baker Bot		SS	24"			
		SS				

TABLE915 GRO/DRO/ORO 4ozClr-NoPres	TABLE915 Metals 4ozClr-NoPres	TABLE915 VOCs 4ozClr-NoPres	TABLE915 pH SPCONSAR 2ozClr-NoPres	TABLE915PAHs 4ozClr-NoPres	Arsenic	SAR	FC
					X	X	X
					X	X	X
					X	X	X
					X	X	X
					X	X	X
					X	X	X
					X	X	X
					X	X	X
					X	X	X

SDG # **L1798674**
 Table #
 Acctnum: **OXYGJCO**
 Template: **T222244**
 Prelogin: **P973164**
 PM: **824 - Chris Ward**
 PB:
 Shipped Via: **FedEX Ground**

* Matrix:
 SS - Soil AIR - Air F - Filter
 GW - Groundwater B - Bioassay
 WW - WasteWater
 DW - Drinking Water
 OT - Other

Remarks:
 Samples returned via:
 ___ UPS ___ FedEx ___ Courier
 Tracking #

Sample Receipt Checklist

COC Seal Present/Intact:	X	NP	Y	N
COC Signed/Accurate:	X	Y	N	N
Bottles arrive intact:	X	Y	N	N
Correct bottles used:	X	Y	N	N
Sufficient volume sent:	X	Y	N	N
If Applicable				
VOA Zero Headspace:	Y	N	N	N
Preservation Correct/Checked:	Y	N	N	N
RAD Screen <0.5 mR/hr:	X	Y	N	N

Relinquished by: (Signature)

 Date: **11/11/24**
 Time: **1800**

Date: **11/11/24**
 Time: **1600**

Received by: (Signature)

 Received for lab by: (Signature)

Trip Blank Received: Yes / **NO**
 HCL / MeOH
 TBR
 Temp: °C
 Bottles Received: **58**

If preservation required by Login: Date/Time
 Hold:
 Condition:
 NCF / **OK**

