

**Inspection Photos**  
**Location Name: Wickstrom 18-2H**  
**Location ID: 433082**



**Photo 1 – Tank Battery**



**Photo 2 – Tank Battery Sign**

**Inspection Photos**  
**Location Name: Wickstrom 18-2H**  
**Location ID: 433082**



**Photo 3 – Heater Treater and Propane Tank**



**Photo 4 – Gas Meter**



**Inspection Photos**  
**Location Name: Wickstrom 18-2H**  
**Location ID: 433082**



**Photo 5 – Sales Line Valves appear to be in open position**



**Photo 6 – Sales Line Valves appear to be in open position**

**Inspection Photos**  
**Location Name: Wickstrom 18-2H**  
**Location ID: 433082**



**Photo 7 – Sales Meter Calibration Card**



**Photo 8 – Flow Rate**



Inspection Photos  
Location Name: Wickstrom 18-2H  
Location ID: 433082




Photo 9 – Yesterday Volume




Photo 10 – Accum. Volume

**Inspection Photos**  
**Location Name: Wickstrom 18-2H**  
**Location ID: 433082**



**Photo 11 – Flare and ECD**



**Photo 12 – Flare Gas Meter – Valves appear to be in Open position to Flare Line**

Inspection Photos  
Location Name: Wickstrom 18-2H  
Location ID: 433082



Photo 13 – Today Total




Photo 14 – Yesterday Total



**Inspection Photos**  
**Location Name: Wickstrom 18-2H**  
**Location ID: 433082**



**Photo 15 – Pilot to Flare appears to be in the Closed Position**



**Photo 16 – Valve to ECD appears to be in Open Position**



Inspection Photos  
Location Name: Wickstrom 18-2H  
Location ID: 433082



Photo 17 – Pumping Unit



Photo 18 – Well Sign



**Inspection Photos**  
**Location Name: Wickstrom 18-2H**  
**Location ID: 433082**



**Photo 19 – Wellhead**



**Photo 20 – Sign at Entrance**