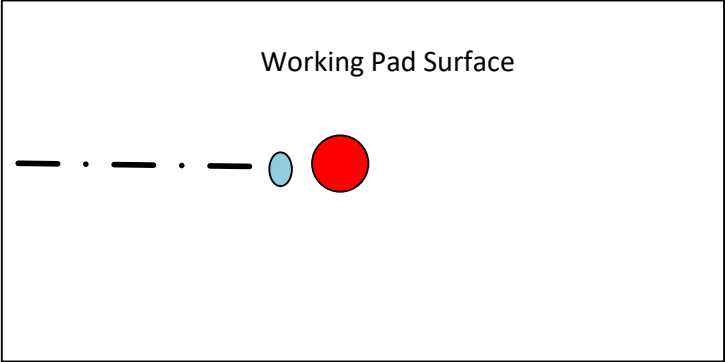


NOTES:

No hydraulic fracturing stimulations completions and no flowback anticipated therefor flowback diagram is not necessary.

Design flow rate: 0.5 MMSCFD
Expected Helium Recovery: 90%
Facility Pad: 200' x 200'






4" or larger buried polyethylene flowline.

Flowlines will carry the product to a skid-mounted helium gas processing and storage unit on private surface.

BNL (Enterprise) Inc.
Jackson 29 SWNW 3054
Section 29 T30S R54W
37.403592, -103.490913

Preliminary Process Flow Diagram

-  Orbit valve to manually shut in well
-  Wellhead
-  Flowline