

May 11, 2023

1 Cp

2 Tc

3 Ss

4 Cn

5 Sr

6 Qc

7 Gl

8 Al

9 Sc

Caerus Oil and Gas

Sample Delivery Group: L1611968
Samples Received: 05/03/2023
Project Number:
Description:

Report To: Brett M. , Jake J. , Blair R.
143 Diamond Avenue
Parachute, CO 81635

Entire Report Reviewed By:



Chris Ward
Project Manager

Results relate only to the items tested or calibrated and are reported as rounded values. This test report shall not be reproduced, except in full, without written approval of the laboratory. Where applicable, sampling conducted by Pace Analytical National is performed per guidance provided in laboratory standard operating procedures ENV-SOP-MTJL-0067 and ENV-SOP-MTJL-0068. Where sampling conducted by the customer, results relate to the accuracy of the information provided, and as the samples are received.

Pace Analytical National12065 Lebanon Rd Mount Juliet, TN 37122 615-758-5858 800-767-5859 www.pacenational.com

TABLE OF CONTENTS

Cp: Cover Page	1	
Tc: Table of Contents	2	
Ss: Sample Summary	3	
Cn: Case Narrative	4	
Sr: Sample Results	5	
20230502-SGVSOURCE-(1F-T) L1611968-01	5	
Qc: Quality Control Summary	7	
Wet Chemistry by Method 2320 B-2011	7	
Wet Chemistry by Method 353.2	9	
Wet Chemistry by Method 365.4	10	
Wet Chemistry by Method 9040C	11	
Wet Chemistry by Method 9050A	12	
Wet Chemistry by Method 9056A	13	
Metals (ICP) by Method 6010B	15	
Volatile Organic Compounds (GC) by Method 8015D/GRO	17	
Volatile Organic Compounds (GC/MS) by Method 8260B	18	
Semi-Volatile Organic Compounds (GC) by Method 8015M	20	
Gl: Glossary of Terms	21	
Al: Accreditations & Locations	22	
Sc: Sample Chain of Custody	23	

SAMPLE SUMMARY

20230502-SGVSOURCE-(1F-T) L1611968-01 GW

Collected by: WH
 Collected date/time: 05/02/23 12:25
 Received date/time: 05/03/23 09:00

Method	Batch	Dilution	Preparation date/time	Analysis date/time	Analyst	Location
Wet Chemistry by Method 2320 B-2011	WG2053923	1	05/04/23 15:25	05/04/23 15:25	ARD	Mt. Juliet, TN
Wet Chemistry by Method 353.2	WG2053426	1	05/03/23 22:31	05/03/23 22:31	AEC	Mt. Juliet, TN
Wet Chemistry by Method 365.4	WG2054483	2	05/04/23 20:38	05/04/23 22:59	LDT	Mt. Juliet, TN
Wet Chemistry by Method 9040C	WG2055174	1	05/06/23 23:16	05/06/23 23:16	KAD	Mt. Juliet, TN
Wet Chemistry by Method 9050A	WG2053951	1	05/06/23 17:01	05/06/23 17:01	NTG	Mt. Juliet, TN
Wet Chemistry by Method 9056A	WG2053672	10	05/04/23 00:05	05/04/23 00:05	GEB	Mt. Juliet, TN
Wet Chemistry by Method 9056A	WG2053672	100	05/04/23 00:21	05/04/23 00:21	GEB	Mt. Juliet, TN
Metals (ICP) by Method 6010B	WG2054255	10	05/08/23 19:16	05/09/23 16:19	ZSA	Mt. Juliet, TN
Volatile Organic Compounds (GC) by Method 8015D/GRO	WG2055515	50	05/07/23 01:19	05/07/23 01:19	KSD	Mt. Juliet, TN
Volatile Organic Compounds (GC/MS) by Method 8260B	WG2055446	50	05/06/23 19:27	05/06/23 19:27	DWR	Mt. Juliet, TN
Volatile Organic Compounds (GC/MS) by Method 8260B	WG2057386	500	05/11/23 00:14	05/11/23 00:14	KSD	Mt. Juliet, TN
Semi-Volatile Organic Compounds (GC) by Method 8015M	WG2055471	1	05/09/23 15:52	05/10/23 00:19	MAA	Mt. Juliet, TN
Semi-Volatile Organic Compounds (GC) by Method 8015M	WG2055471	10	05/09/23 15:52	05/10/23 12:58	MAA	Mt. Juliet, TN

1 Cp

2 Tc

3 Ss

4 Cn

5 Sr

6 Qc

7 Gl

8 Al

9 Sc

CASE NARRATIVE

All sample aliquots were received at the correct temperature, in the proper containers, with the appropriate preservatives, and within method specified holding times, unless qualified or notated within the report. Where applicable, all MDL (LOD) and RDL (LOQ) values reported for environmental samples have been corrected for the dilution factor used in the analysis. All Method and Batch Quality Control are within established criteria except where addressed in this case narrative, a non-conformance form or properly qualified within the sample results. By my digital signature below, I affirm to the best of my knowledge, all problems/anomalies observed by the laboratory as having the potential to affect the quality of the data have been identified by the laboratory, and no information or data have been knowingly withheld that would affect the quality of the data.



Chris Ward
Project Manager

Sample Delivery Group (SDG) Narrative

pH outside of method requirement.

<u>Lab Sample ID</u>	<u>Project Sample ID</u>	<u>Method</u>
L1611968-01	20230502-SGVSOURCE-(1F-T)	8015M

1 Cp

2 Tc

3 Ss

4 Cn

5 Sr

6 Qc

7 Gl

8 Al

9 Sc

Wet Chemistry by Method 2320 B-2011

Analyte	Result	Qualifier	MDL	RDL	Dilution	Analysis	Batch
	mg/l		mg/l	mg/l		date / time	
Alkalinity	479		8.45	20.0	1	05/04/2023 15:25	WG2053923
Alkalinity,Bicarbonate	479		8.45	20.0	1	05/04/2023 15:25	WG2053923
Alkalinity,Carbonate	U		8.45	20.0	1	05/04/2023 15:25	WG2053923

Sample Narrative:

L1611968-01 WG2053923: Endpoint pH 4.5 Headspace

Wet Chemistry by Method 353.2

Analyte	Result	Qualifier	MDL	RDL	Dilution	Analysis	Batch
	mg/l		mg/l	mg/l		date / time	
Nitrate-Nitrite	U		0.0500	0.100	1	05/03/2023 22:31	WG2053426

Wet Chemistry by Method 365.4

Analyte	Result	Qualifier	MDL	RDL	Dilution	Analysis	Batch
	mg/l		mg/l	mg/l		date / time	
Phosphorus>Total	1.54		0.0700	0.200	2	05/04/2023 22:59	WG2054483

Sample Narrative:

L1611968-01 WG2054483: Dilution due to matrix.

Wet Chemistry by Method 9040C

Analyte	Result	Qualifier	Dilution	Analysis	Batch
	pH			date / time	
pH	7.10	T8	1	05/06/2023 23:16	WG2055174

Sample Narrative:

L1611968-01 WG2055174: 7.1 at 20.1C

Wet Chemistry by Method 9050A

Analyte	Result	Qualifier	RDL	Dilution	Analysis	Batch
	umhos/cm		umhos/cm		date / time	
Specific Conductance	32000		10.0	1	05/06/2023 17:01	WG2053951

Sample Narrative:

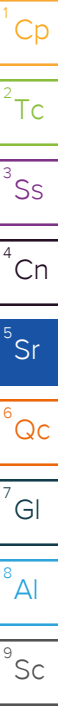
L1611968-01 WG2053951: at 25C

Wet Chemistry by Method 9056A

Analyte	Result	Qualifier	MDL	RDL	Dilution	Analysis	Batch
	mg/l		mg/l	mg/l		date / time	
Bromide	69.5		3.53	10.0	10	05/04/2023 00:05	WG2053672
Chloride	10400		37.9	100	100	05/04/2023 00:21	WG2053672
Fluoride	U		0.640	1.50	10	05/04/2023 00:05	WG2053672
Nitrate as (N)	U		0.480	1.00	10	05/04/2023 00:05	WG2053672
Nitrite as (N)	U		0.420	1.00	10	05/04/2023 00:05	WG2053672
Sulfate	U		5.94	50.0	10	05/04/2023 00:05	WG2053672

Metals (ICP) by Method 6010B

Analyte	Result	Qualifier	MDL	RDL	Dilution	Analysis	Batch
	mg/l		mg/l	mg/l		date / time	
Barium	104		0.00736	0.0500	10	05/09/2023 16:19	WG2054255
Boron	1.25	J	0.200	2.00	10	05/09/2023 16:19	WG2054255
Calcium	262		0.793	10.0	10	05/09/2023 16:19	WG2054255
Iron	84.1		0.180	1.00	10	05/09/2023 16:19	WG2054255



Metals (ICP) by Method 6010B

Analyte	Result mg/l	Qualifier	MDL mg/l	RDL mg/l	Dilution	Analysis date / time	Batch
Magnesium	36.1		0.853	10.0	10	05/09/2023 16:19	WG2054255
Manganese	1.68		0.00934	0.100	10	05/09/2023 16:19	WG2054255
Potassium	77.3	<u>B</u>	2.61	20.0	10	05/09/2023 16:19	WG2054255
Selenium	U		0.0735	0.100	10	05/09/2023 16:19	WG2054255
Sodium	6780		5.04	30.0	10	05/09/2023 16:19	WG2054255
Strontium	25.1		0.00640	0.100	10	05/09/2023 16:19	WG2054255

1 Cp

2 Tc

3 Ss

4 Cn

Volatile Organic Compounds (GC) by Method 8015D/GRO

Analyte	Result mg/l	Qualifier	MDL mg/l	RDL mg/l	Dilution	Analysis date / time	Batch
TPH (GC/FID) Low Fraction	76.0		1.57	5.00	50	05/07/2023 01:19	WG2055515
^(S) a,a,a-Trifluorotoluene(FID)	84.4			78.0-120		05/07/2023 01:19	WG2055515

5 Sr

6 Qc

7 Gl

Volatile Organic Compounds (GC/MS) by Method 8260B

Analyte	Result mg/l	Qualifier	MDL mg/l	RDL mg/l	Dilution	Analysis date / time	Batch
Benzene	3.79		0.00471	0.0500	50	05/06/2023 19:27	WG2055446
Toluene	14.4		0.139	0.500	500	05/11/2023 00:14	WG2057386
Ethylbenzene	0.596		0.00685	0.0500	50	05/06/2023 19:27	WG2055446
Xylenes, Total	11.2		0.00870	0.150	50	05/06/2023 19:27	WG2055446
Naphthalene	0.139	<u>J</u>	0.0500	0.250	50	05/06/2023 19:27	WG2055446
^(S) Toluene-d8	101			80.0-120		05/06/2023 19:27	WG2055446
^(S) Toluene-d8	108			80.0-120		05/11/2023 00:14	WG2057386
^(S) 4-Bromofluorobenzene	94.1			77.0-126		05/06/2023 19:27	WG2055446
^(S) 4-Bromofluorobenzene	104			77.0-126		05/11/2023 00:14	WG2057386
^(S) 1,2-Dichloroethane-d4	119			70.0-130		05/06/2023 19:27	WG2055446
^(S) 1,2-Dichloroethane-d4	115			70.0-130		05/11/2023 00:14	WG2057386

8 Al

9 Sc

Semi-Volatile Organic Compounds (GC) by Method 8015M

Analyte	Result mg/l	Qualifier	MDL mg/l	RDL mg/l	Dilution	Analysis date / time	Batch
C10-C28 Diesel Range	17.6		0.222	1.00	10	05/10/2023 12:58	WG2055471
C28-C36 Motor Oil Range	1.68		0.0118	0.100	1	05/10/2023 00:19	WG2055471
^(S) o-Terphenyl	98.4			52.0-156		05/10/2023 00:19	WG2055471
^(S) o-Terphenyl	132			52.0-156		05/10/2023 12:58	WG2055471

Method Blank (MB)

(MB) R3921208-2 05/04/23 13:46

Analyte	MB Result mg/l	MB Qualifier	MB MDL mg/l	MB RDL mg/l
Alkalinity	U		8.45	20.0
Alkalinity,Bicarbonate	U		8.45	20.0
Alkalinity,Carbonate	U		8.45	20.0

Sample Narrative:

BLANK: Endpoint pH 4.5

L1611859-01 Original Sample (OS) • Duplicate (DUP)

(OS) L1611859-01 05/04/23 14:15 • (DUP) R3921208-4 05/04/23 14:21

Analyte	Original Result mg/l	DUP Result mg/l	Dilution	DUP RPD %	DUP Qualifier	DUP RPD Limits %
Alkalinity	188	187	1	0.281		20
Alkalinity,Bicarbonate	182	181	1	0.469		20
Alkalinity,Carbonate	U	U	1	0.000		20

Sample Narrative:

OS: Endpoint pH 4.5 Headspace

DUP: Endpoint pH 4.5

L1611968-01 Original Sample (OS) • Duplicate (DUP)

(OS) L1611968-01 05/04/23 15:25 • (DUP) R3921208-6 05/04/23 15:29

Analyte	Original Result mg/l	DUP Result mg/l	Dilution	DUP RPD %	DUP Qualifier	DUP RPD Limits %
Alkalinity	479	478	1	0.103		20
Alkalinity,Bicarbonate	479	478	1	0.103		20
Alkalinity,Carbonate	U	U	1	0.000		20

Sample Narrative:

OS: Endpoint pH 4.5 Headspace

DUP: Endpoint pH 4.5

¹Cp

²Tc

³Ss

⁴Cn

⁵Sr

⁶Qc

⁷Gl

⁸Al

⁹Sc

L1610922-01 Original Sample (OS) • Duplicate (DUP)

(OS) L1610922-01 05/04/23 16:22 • (DUP) R3921208-8 05/04/23 16:28

Analyte	Original Result mg/l	DUP Result mg/l	Dilution	DUP RPD %	DUP Qualifier	DUP RPD Limits %
Alkalinity	126	126	1	0.447		20
Alkalinity,Bicarbonate	126	126	1	0.447		20
Alkalinity,Carbonate	U	U	1	0.000		20

Sample Narrative:

OS: Endpoint pH 4.5 Headspace

DUP: Endpoint pH 4.5

Laboratory Control Sample (LCS)

(LCS) R3921208-1 05/04/23 13:39

Analyte	Spike Amount mg/l	LCS Result mg/l	LCS Rec. %	Rec. Limits %	LCS Qualifier
Alkalinity	100	99.6	99.6	90.0-110	

Sample Narrative:

LCS: Endpoint pH 4.5

1 Cp

2 Tc

3 Ss

4 Cn

5 Sr

6 Qc

7 Gl

8 Al

9 Sc

Method Blank (MB)

(MB) R3920646-1 05/03/23 21:50

Analyte	MB Result	MB Qualifier	MB MDL	MB RDL
Nitrate-Nitrite	U		0.0500	0.100

¹Cp

²Tc

³Ss

⁴Cn

⁵Sr

⁶Qc

⁷Gl

⁸Al

⁹Sc

L1611915-07 Original Sample (OS) • Duplicate (DUP)

(OS) L1611915-07 05/03/23 22:22 • (DUP) R3920646-5 05/03/23 22:23

Analyte	Original Result	DUP Result	Dilution	DUP RPD	DUP Qualifier	DUP RPD Limits
Nitrate-Nitrite	1.20	1.18	1	1.68		20

L1611779-01 Original Sample (OS) • Duplicate (DUP)

(OS) L1611779-01 05/03/23 22:32 • (DUP) R3920646-8 05/03/23 22:33

Analyte	Original Result	DUP Result	Dilution	DUP RPD	DUP Qualifier	DUP RPD Limits
Nitrate-Nitrite	3.32	3.36	2	1.20		20

Laboratory Control Sample (LCS)

(LCS) R3920646-2 05/03/23 21:51

Analyte	Spike Amount	LCS Result	LCS Rec.	Rec. Limits	LCS Qualifier
Nitrate-Nitrite	2.50	2.52	101	90.0-110	

L1611915-07 Original Sample (OS) • Matrix Spike (MS) • Matrix Spike Duplicate (MSD)

(OS) L1611915-07 05/03/23 22:22 • (MS) R3920646-6 05/03/23 22:24 • (MSD) R3920646-7 05/03/23 22:26

Analyte	Spike Amount	Original Result	MS Result	MSD Result	MS Rec.	MSD Rec.	Dilution	Rec. Limits	MS Qualifier	MSD Qualifier	RPD	RPD Limits
Nitrate-Nitrite	2.50	1.20	3.65	3.64	98.0	97.6	1	90.0-110			0.274	20

L1611779-01 Original Sample (OS) • Matrix Spike (MS)

(OS) L1611779-01 05/03/23 22:32 • (MS) R3920646-9 05/03/23 22:38

Analyte	Spike Amount	Original Result	MS Result	MS Rec.	Dilution	Rec. Limits	MS Qualifier
Nitrate-Nitrite	2.50	3.32	5.66	93.6	2	90.0-110	

Method Blank (MB)

(MB) R3921181-1 05/04/23 22:33

Analyte	MB Result	MB Qualifier	MB MDL	MB RDL
Phosphorus,Total	U		0.0350	0.100

¹Cp

²Tc

³Ss

⁴Cn

⁵Sr

⁶Qc

⁷Gl

⁸Al

⁹Sc

L1611770-02 Original Sample (OS) • Duplicate (DUP)

(OS) L1611770-02 05/04/23 22:46 • (DUP) R3921181-7 05/04/23 22:50

Analyte	Original Result	DUP Result	Dilution	DUP RPD	DUP Qualifier	DUP RPD Limits
Phosphorus,Total	0.0572	0.0628	1	9.33	↓	20

L1611768-01 Original Sample (OS) • Duplicate (DUP)

(OS) L1611768-01 05/04/23 23:17 • (DUP) R3921181-8 05/04/23 23:18

Analyte	Original Result	DUP Result	Dilution	DUP RPD	DUP Qualifier	DUP RPD Limits
Phosphorus,Total	5.34	5.36	2	0.374		20

Laboratory Control Sample (LCS)

(LCS) R3921181-2 05/04/23 22:35

Analyte	Spike Amount	LCS Result	LCS Rec.	Rec. Limits	LCS Qualifier
Phosphorus,Total	4.66	4.64	99.6	83.2-116	

L1611768-01 Original Sample (OS) • Matrix Spike (MS) • Matrix Spike Duplicate (MSD)

(OS) L1611768-01 05/04/23 22:36 • (MS) R3921181-5 05/04/23 22:40 • (MSD) R3921181-6 05/04/23 22:41

Analyte	Spike Amount	Original Result	MS Result	MSD Result	MS Rec.	MSD Rec.	Dilution	Rec. Limits	MS Qualifier	MSD Qualifier	RPD	RPD Limits
Phosphorus,Total	2.50	5.33	7.86	7.71	101	95.2	1	90.0-110	E	E	1.93	20

L1611594-02 Original Sample (OS) • Duplicate (DUP)

(OS) L1611594-02 05/06/23 23:16 • (DUP) R3921758-2 05/06/23 23:16

Analyte	Original Result	DUP Result	Dilution	DUP RPD	DUP Qualifier	DUP RPD Limits
	su	su		%		%
pH	7.57	7.63	1	0.789		1

Sample Narrative:

OS: 7.57 at 21.1C

DUP: 7.63 at 21C

L1611956-01 Original Sample (OS) • Duplicate (DUP)

(OS) L1611956-01 05/06/23 23:16 • (DUP) R3921758-3 05/06/23 23:16

Analyte	Original Result	DUP Result	Dilution	DUP RPD	DUP Qualifier	DUP RPD Limits
	pH	su		%		%
pH	6.56	6.61	1	0.759		1

Sample Narrative:

OS: 6.56 at 20.2C

DUP: 6.61 at 20.3C

Laboratory Control Sample (LCS)

(LCS) R3921758-1 05/06/23 23:16

Analyte	Spike Amount	LCS Result	LCS Rec.	Rec. Limits	LCS Qualifier
	su	su	%	%	
pH	10.0	10.0	100	99.0-101	

Sample Narrative:

LCS: 10 at 21C



Method Blank (MB)

(MB) R3921724-1 05/06/23 17:01

Analyte	MB Result	MB Qualifier	MB MDL	MB RDL
Specific Conductance	U		10.0	10.0

Sample Narrative:

BLANK: at 25C

L1609982-01 Original Sample (OS) • Duplicate (DUP)

(OS) L1609982-01 05/06/23 17:01 • (DUP) R3921724-3 05/06/23 17:01

Analyte	Original Result	DUP Result	Dilution	DUP RPD	DUP Qualifier	DUP RPD Limits
Specific Conductance	ND	ND	1	0.000		20

Sample Narrative:

OS: at 25C

DUP: at 25C

L1611736-01 Original Sample (OS) • Duplicate (DUP)

(OS) L1611736-01 05/06/23 17:01 • (DUP) R3921724-4 05/06/23 17:01

Analyte	Original Result	DUP Result	Dilution	DUP RPD	DUP Qualifier	DUP RPD Limits
Specific Conductance	173	174	1	0.288		20

Sample Narrative:

OS: at 25C

DUP: at 25C

Laboratory Control Sample (LCS)

(LCS) R3921724-2 05/06/23 17:01

Analyte	Spike Amount	LCS Result	LCS Rec.	Rec. Limits	LCS Qualifier
Specific Conductance	1120	1120	100	85.0-115	

Sample Narrative:

LCS: at 25C

1 Cp

2 Tc

3 Ss

4 Cn

5 Sr

6 Qc

7 Gl

8 Al

9 Sc

Method Blank (MB)

(MB) R3920742-1 05/03/23 17:04

Analyte	MB Result mg/l	MB Qualifier	MB MDL mg/l	MB RDL mg/l
Bromide	U		0.353	1.00
Chloride	U		0.379	1.00
Fluoride	U		0.0640	0.150
Nitrate	U		0.0480	0.100
Nitrite	U		0.0420	0.100
Sulfate	U		0.594	5.00

L1612064-03 Original Sample (OS) • Duplicate (DUP)

(OS) L1612064-03 05/04/23 01:40 • (DUP) R3920742-5 05/04/23 01:56

Analyte	Original Result mg/l	DUP Result mg/l	Dilution	DUP RPD %	DUP Qualifier	DUP RPD Limits %
Bromide	U	U	1	0.000		15
Chloride	U	U	1	0.000		15
Fluoride	U	U	1	0.000		15
Nitrate	U	U	1	0.000		15
Nitrite	U	U	1	0.000		15
Sulfate	U	U	1	0.000		15

L1610513-01 Original Sample (OS) • Duplicate (DUP)

(OS) L1610513-01 05/04/23 05:30 • (DUP) R3920742-6 05/04/23 05:46

Analyte	Original Result mg/l	DUP Result mg/l	Dilution	DUP RPD %	DUP Qualifier	DUP RPD Limits %
Bromide	U	U	1	0.000		15
Chloride	82.9	82.9	1	0.0147		15
Fluoride	0.349	0.347	1	0.489		15
Nitrate	3.31	3.33	1	0.759		15
Nitrite	U	U	1	0.000		15
Sulfate	54.7	55.0	1	0.614		15

¹Cp

²Tc

³Ss

⁴Cn

⁵Sr

⁶Qc

⁷Gl

⁸Al

⁹Sc

Laboratory Control Sample (LCS)

(LCS) R3920742-2 05/03/23 17:20

Analyte	Spike Amount mg/l	LCS Result mg/l	LCS Rec. %	Rec. Limits %	<u>LCS Qualifier</u>
Bromide	40.0	40.4	101	80.0-120	
Chloride	40.0	39.6	99.0	80.0-120	
Fluoride	8.00	8.19	102	80.0-120	
Nitrate	8.00	7.86	98.2	80.0-120	
Nitrite	8.00	8.23	103	80.0-120	
Sulfate	40.0	39.9	99.7	80.0-120	

¹Cp

²Tc

³Ss

⁴Cn

⁵Sr

L1611850-02 Original Sample (OS) • Matrix Spike (MS) • Matrix Spike Duplicate (MSD)

(OS) L1611850-02 05/03/23 21:58 • (MS) R3920742-3 05/03/23 22:13 • (MSD) R3920742-4 05/03/23 22:29

Analyte	Spike Amount mg/l	Original Result mg/l	MS Result mg/l	MSD Result mg/l	MS Rec. %	MSD Rec. %	Dilution	Rec. Limits %	<u>MS Qualifier</u>	<u>MSD Qualifier</u>	RPD %	RPD Limits %
Bromide	50.0	6.64	55.9	56.0	98.6	98.7	10	80.0-120			0.0425	15
Chloride	50.0	1010	987	988	0.000	0.000	10	80.0-120	V	V	0.0923	15
Fluoride	5.00	U	5.11	5.13	102	103	10	80.0-120			0.508	15
Nitrate	5.00	U	6.31	6.23	126	125	10	80.0-120	J5	J5	1.29	15
Nitrite	5.00	U	4.95	4.95	99.0	99.0	10	80.0-120			0.0303	15
Sulfate	50.0	705	705	705	0.000	0.724	10	80.0-120	V	V	0.0772	15

⁶Qc

⁷Gl

⁸Al

⁹Sc

L1610513-01 Original Sample (OS) • Matrix Spike (MS)

(OS) L1610513-01 05/04/23 05:30 • (MS) R3920742-7 05/04/23 06:02

Analyte	Spike Amount mg/l	Original Result mg/l	MS Result mg/l	MS Rec. %	Dilution	Rec. Limits %	<u>MS Qualifier</u>
Bromide	50.0	U	49.1	98.2	1	80.0-120	
Chloride	50.0	82.9	127	88.1	1	80.0-120	
Fluoride	5.00	0.349	5.27	98.4	1	80.0-120	
Nitrate	5.00	3.31	8.33	100	1	80.0-120	
Nitrite	5.00	U	4.99	99.9	1	80.0-120	
Sulfate	50.0	54.7	102	94.2	1	80.0-120	

Method Blank (MB)

(MB) R3922512-1 05/09/23 10:30

Analyte	MB Result	MB Qualifier	MB MDL	MB RDL
	mg/l		mg/l	mg/l
Barium	U		0.000736	0.00500
Boron	U		0.0200	0.200
Calcium	U		0.0793	1.00
Iron	U		0.0180	0.100
Magnesium	U		0.0853	1.00
Manganese	U		0.000934	0.0100
Potassium	1.03	U	0.261	2.00
Selenium	U		0.00735	0.0100
Sodium	U		0.504	3.00
Strontium	U		0.000640	0.0100

1
Cp

2
Tc

3
Ss

4
Cn

5
Sr

6
Qc

7
Gl

8
Al

9
Sc

Laboratory Control Sample (LCS)

(LCS) R3922512-2 05/09/23 10:33

Analyte	Spike Amount	LCS Result	LCS Rec.	Rec. Limits	LCS Qualifier
	mg/l	mg/l	%	%	
Barium	1.00	1.03	103	80.0-120	
Boron	1.00	1.00	100	80.0-120	
Calcium	10.0	9.94	99.4	80.0-120	
Iron	10.0	9.98	99.8	80.0-120	
Magnesium	10.0	9.73	97.3	80.0-120	
Manganese	1.00	0.951	95.1	80.0-120	
Potassium	10.0	10.5	105	80.0-120	
Selenium	1.00	1.00	100	80.0-120	
Sodium	10.0	10.0	100	80.0-120	
Strontium	1.00	0.995	99.5	80.0-120	

L1611835-04 Original Sample (OS) • Matrix Spike (MS) • Matrix Spike Duplicate (MSD)

(OS) L1611835-04 05/09/23 10:36 • (MS) R3922512-4 05/09/23 10:41 • (MSD) R3922512-5 05/09/23 10:44

Analyte	Spike Amount	Original Result	MS Result	MSD Result	MS Rec.	MSD Rec.	Dilution	Rec. Limits	MS Qualifier	MSD Qualifier	RPD	RPD Limits
	mg/l	mg/l	mg/l	mg/l	%	%		%			%	%
Barium	1.00	0.407	1.39	1.40	98.5	99.2	1	75.0-125			0.500	20
Boron	1.00	0.249	1.22	1.23	97.0	98.5	1	75.0-125			1.30	20
Calcium	10.0	155	161	161	62.4	67.2	1	75.0-125	U	U	0.303	20
Iron	10.0	14.4	25.5	25.6	111	112	1	75.0-125			0.391	20
Magnesium	10.0	40.2	48.5	48.6	82.9	84.5	1	75.0-125			0.321	20
Manganese	1.00	1.43	2.35	2.33	92.2	89.8	1	75.0-125			1.04	20
Potassium	10.0	1.77	11.1	11.2	93.5	94.0	1	75.0-125			0.419	20

L1611835-04 Original Sample (OS) • Matrix Spike (MS) • Matrix Spike Duplicate (MSD)

(OS) L1611835-04 05/09/23 10:36 • (MS) R3922512-4 05/09/23 10:41 • (MSD) R3922512-5 05/09/23 10:44

Analyte	Spike Amount mg/l	Original Result mg/l	MS Result mg/l	MSD Result mg/l	MS Rec. %	MSD Rec. %	Dilution	Rec. Limits %	MS Qualifier	MSD Qualifier	RPD %	RPD Limits %
Selenium	1.00	U	1.04	1.05	104	105	1	75.0-125			1.11	20
Sodium	10.0	28.1	37.1	37.3	89.7	91.8	1	75.0-125			0.578	20
Strontium	1.00	1.12	2.10	2.11	97.9	99.3	1	75.0-125			0.658	20

¹Cp

²Tc

³Ss

⁴Cn

⁵Sr

⁶Qc

⁷Gl

⁸Al

⁹Sc

Method Blank (MB)

(MB) R3923081-2 05/06/23 19:16

Analyte	MB Result mg/l	MB Qualifier	MB MDL mg/l	MB RDL mg/l
TPH (GC/FID) Low Fraction	0.0318	↓	0.0314	0.100
(S) a,a,a-Trifluorotoluene(FID)	85.4			78.0-120

Laboratory Control Sample (LCS)

(LCS) R3923081-1 05/06/23 17:57

Analyte	Spike Amount mg/l	LCS Result mg/l	LCS Rec. %	Rec. Limits %	LCS Qualifier
TPH (GC/FID) Low Fraction	5.50	4.81	87.5	72.0-127	
(S) a,a,a-Trifluorotoluene(FID)			91.0	78.0-120	

- 1 Cp
- 2 Tc
- 3 Ss
- 4 Cn
- 5 Sr
- 6 Qc
- 7 Gl
- 8 Al
- 9 Sc

Method Blank (MB)

(MB) R3922985-3 05/06/23 11:46

Analyte	MB Result mg/l	MB Qualifier	MB MDL mg/l	MB RDL mg/l
Benzene	U		0.0000941	0.00100
Ethylbenzene	U		0.000137	0.00100
Xylenes, Total	U		0.000174	0.00300
Naphthalene	U		0.00100	0.00500
(S) Toluene-d8	105			80.0-120
(S) 4-Bromofluorobenzene	89.7			77.0-126
(S) 1,2-Dichloroethane-d4	114			70.0-130

Laboratory Control Sample (LCS) • Laboratory Control Sample Duplicate (LCSD)

(LCS) R3922985-1 05/06/23 09:43 • (LCSD) R3922985-2 05/06/23 10:30

Analyte	Spike Amount mg/l	LCS Result mg/l	LCSD Result mg/l	LCS Rec. %	LCSD Rec. %	Rec. Limits %	LCS Qualifier	LCSD Qualifier	RPD %	RPD Limits %
Benzene	0.00500	0.00498	0.00492	99.6	98.4	70.0-123			1.21	20
Ethylbenzene	0.00500	0.00433	0.00464	86.6	92.8	79.0-123			6.91	20
Xylenes, Total	0.0150	0.0138	0.0142	92.0	94.7	79.0-123			2.86	20
Naphthalene	0.00500	0.00558	0.00560	112	112	54.0-135			0.358	20
(S) Toluene-d8				98.2	99.9	80.0-120				
(S) 4-Bromofluorobenzene				96.3	91.1	77.0-126				
(S) 1,2-Dichloroethane-d4				124	122	70.0-130				

1 Cp

2 Tc

3 Ss

4 Cn

5 Sr

6 Qc

7 Gl

8 Al

9 Sc

Method Blank (MB)

(MB) R3923553-3 05/10/23 18:01

Analyte	MB Result mg/l	MB Qualifier	MB MDL mg/l	MB RDL mg/l
Toluene	U		0.000278	0.00100
(S) Toluene-d8	109			80.0-120
(S) 4-Bromofluorobenzene	107			77.0-126
(S) 1,2-Dichloroethane-d4	121			70.0-130

Laboratory Control Sample (LCS) • Laboratory Control Sample Duplicate (LCSD)

(LCS) R3923553-1 05/10/23 16:55 • (LCSD) R3923553-2 05/10/23 17:17

Analyte	Spike Amount mg/l	LCS Result mg/l	LCSD Result mg/l	LCS Rec. %	LCSD Rec. %	Rec. Limits %	LCS Qualifier	LCSD Qualifier	RPD %	RPD Limits %
Toluene	0.00500	0.00488	0.00461	97.6	92.2	79.0-120			5.69	20
(S) Toluene-d8				106	105	80.0-120				
(S) 4-Bromofluorobenzene				107	104	77.0-126				
(S) 1,2-Dichloroethane-d4				120	121	70.0-130				

1 Cp

2 Tc

3 Ss

4 Cn

5 Sr

6 Qc

7 Gl

8 Al

9 Sc

Method Blank (MB)

(MB) R3922966-1 05/09/23 22:20

Analyte	MB Result mg/l	MB Qualifier	MB MDL mg/l	MB RDL mg/l
C10-C28 Diesel Range	U		0.0222	0.100
C28-C36 Motor Oil Range	U		0.0118	0.100
(S) o-Terphenyl	125			52.0-156

Laboratory Control Sample (LCS) • Laboratory Control Sample Duplicate (LCSD)

(LCS) R3922966-2 05/09/23 22:40 • (LCSD) R3922966-3 05/09/23 23:00

Analyte	Spike Amount mg/l	LCS Result mg/l	LCSD Result mg/l	LCS Rec. %	LCSD Rec. %	Rec. Limits %	LCS Qualifier	LCSD Qualifier	RPD %	RPD Limits %
C10-C28 Diesel Range	1.50	1.63	1.60	109	107	50.0-150			1.86	20
(S) o-Terphenyl				128	126	52.0-156				

1 Cp

2 Tc

3 Ss

4 Cn

5 Sr

6 Qc

7 Gl

8 Al

9 Sc

GLOSSARY OF TERMS

Guide to Reading and Understanding Your Laboratory Report

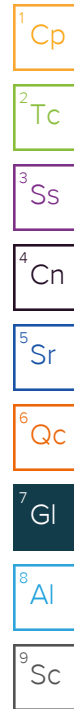
The information below is designed to better explain the various terms used in your report of analytical results from the Laboratory. This is not intended as a comprehensive explanation, and if you have additional questions please contact your project representative.

Results Disclaimer - Information that may be provided by the customer, and contained within this report, include Permit Limits, Project Name, Sample ID, Sample Matrix, Sample Preservation, Field Blanks, Field Spikes, Field Duplicates, On-Site Data, Sampling Collection Dates/Times, and Sampling Location. Results relate to the accuracy of this information provided, and as the samples are received.

Abbreviations and Definitions

MDL	Method Detection Limit.
ND	Not detected at the Reporting Limit (or MDL where applicable).
RDL	Reported Detection Limit.
Rec.	Recovery.
RPD	Relative Percent Difference.
SDG	Sample Delivery Group.
(S)	Surrogate (Surrogate Standard) - Analytes added to every blank, sample, Laboratory Control Sample/Duplicate and Matrix Spike/Duplicate; used to evaluate analytical efficiency by measuring recovery. Surrogates are not expected to be detected in all environmental media.
U	Not detected at the Reporting Limit (or MDL where applicable).
Analyte	The name of the particular compound or analysis performed. Some Analyses and Methods will have multiple analytes reported.
Dilution	If the sample matrix contains an interfering material, the sample preparation volume or weight values differ from the standard, or if concentrations of analytes in the sample are higher than the highest limit of concentration that the laboratory can accurately report, the sample may be diluted for analysis. If a value different than 1 is used in this field, the result reported has already been corrected for this factor.
Limits	These are the target % recovery ranges or % difference value that the laboratory has historically determined as normal for the method and analyte being reported. Successful QC Sample analysis will target all analytes recovered or duplicated within these ranges.
Original Sample	The non-spiked sample in the prep batch used to determine the Relative Percent Difference (RPD) from a quality control sample. The Original Sample may not be included within the reported SDG.
Qualifier	This column provides a letter and/or number designation that corresponds to additional information concerning the result reported. If a Qualifier is present, a definition per Qualifier is provided within the Glossary and Definitions page and potentially a discussion of possible implications of the Qualifier in the Case Narrative if applicable.
Result	The actual analytical final result (corrected for any sample specific characteristics) reported for your sample. If there was no measurable result returned for a specific analyte, the result in this column may state "ND" (Not Detected) or "BDL" (Below Detectable Levels). The information in the results column should always be accompanied by either an MDL (Method Detection Limit) or RDL (Reporting Detection Limit) that defines the lowest value that the laboratory could detect or report for this analyte.
Uncertainty (Radiochemistry)	Confidence level of 2 sigma.
Case Narrative (Cn)	A brief discussion about the included sample results, including a discussion of any non-conformances to protocol observed either at sample receipt by the laboratory from the field or during the analytical process. If present, there will be a section in the Case Narrative to discuss the meaning of any data qualifiers used in the report.
Quality Control Summary (Qc)	This section of the report includes the results of the laboratory quality control analyses required by procedure or analytical methods to assist in evaluating the validity of the results reported for your samples. These analyses are not being performed on your samples typically, but on laboratory generated material.
Sample Chain of Custody (Sc)	This is the document created in the field when your samples were initially collected. This is used to verify the time and date of collection, the person collecting the samples, and the analyses that the laboratory is requested to perform. This chain of custody also documents all persons (excluding commercial shippers) that have had control or possession of the samples from the time of collection until delivery to the laboratory for analysis.
Sample Results (Sr)	This section of your report will provide the results of all testing performed on your samples. These results are provided by sample ID and are separated by the analyses performed on each sample. The header line of each analysis section for each sample will provide the name and method number for the analysis reported.
Sample Summary (Ss)	This section of the Analytical Report defines the specific analyses performed for each sample ID, including the dates and times of preparation and/or analysis.

Qualifier	Description
B	The same analyte is found in the associated blank.
E	The analyte concentration exceeds the upper limit of the calibration range of the instrument established by the initial calibration (ICAL).
J	The identification of the analyte is acceptable; the reported value is an estimate.
J5	The sample matrix interfered with the ability to make any accurate determination; spike value is high.
T8	Sample(s) received past/too close to holding time expiration.
V	The sample concentration is too high to evaluate accurate spike recoveries.



ACCREDITATIONS & LOCATIONS

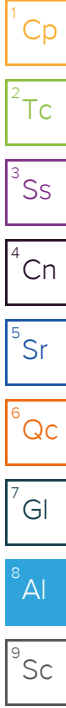
Pace Analytical National 12065 Lebanon Rd Mount Juliet, TN 37122

Alabama	40660	Nebraska	NE-OS-15-05
Alaska	17-026	Nevada	TN000032021-1
Arizona	AZ0612	New Hampshire	2975
Arkansas	88-0469	New Jersey–NELAP	TN002
California	2932	New Mexico ¹	TN00003
Colorado	TN00003	New York	11742
Connecticut	PH-0197	North Carolina	Env375
Florida	E87487	North Carolina ¹	DW21704
Georgia	NELAP	North Carolina ³	41
Georgia ¹	923	North Dakota	R-140
Idaho	TN00003	Ohio–VAP	CL0069
Illinois	200008	Oklahoma	9915
Indiana	C-TN-01	Oregon	TN200002
Iowa	364	Pennsylvania	68-02979
Kansas	E-10277	Rhode Island	LA000356
Kentucky ^{1,6}	KY90010	South Carolina	84004002
Kentucky ²	16	South Dakota	n/a
Louisiana	AI30792	Tennessee ^{1,4}	2006
Louisiana	LA018	Texas	T104704245-20-18
Maine	TN00003	Texas ⁵	LAB0152
Maryland	324	Utah	TN000032021-11
Massachusetts	M-TN003	Vermont	VT2006
Michigan	9958	Virginia	110033
Minnesota	047-999-395	Washington	C847
Mississippi	TN00003	West Virginia	233
Missouri	340	Wisconsin	998093910
Montana	CERT0086	Wyoming	A2LA
A2LA – ISO 17025	1461.01	AIHA-LAP,LLC EMLAP	100789
A2LA – ISO 17025 ⁵	1461.02	DOD	1461.01
Canada	1461.01	USDA	P330-15-00234
EPA–Crypto	TN00003		

¹ Drinking Water ² Underground Storage Tanks ³ Aquatic Toxicity ⁴ Chemical/Microbiological ⁵ Mold ⁶ Wastewater n/a Accreditation not applicable

* Not all certifications held by the laboratory are applicable to the results reported in the attached report.

* Accreditation is only applicable to the test methods specified on each scope of accreditation held by Pace Analytical.



Company Name/Address: **Caerus Oil and Gas**
 143 Diamond Avenue
 Parachute, CO 81635

Billing Information:
 Accounts Payable
 1001 17th St., Ste. 1600
 Denver, CO 80202

Report to: **Brett Middleton**

Project Description: **9095** City/State Collected: **Parachute CO** Please Circle: **PT MD CT ET**

Phone: **970-285-2653** Client Project # _____ Lab Project # _____

Collected by (print): **Mark Harmon** Site/Facility ID # _____ P.O. # _____

Collected by (signature): *[Signature]* Quote # _____

Immediately Packed on Ice **N** ~~Y~~ **Y** ~~N~~

Sample ID _____ Comp/Grab _____ Matrix * _____ Depth _____ Date _____ Time _____

Sample ID	Comp/Grab	Matrix *	Depth	Date	Time	No. of Cntrs	ALK, ALKBI, ALKCA 250mLHDPE-NoPres	Br, Cl, F, SO4 250mLHDPE-NoPres	DRONMLVI 40mLamb-HCl-BT	GRO 40mLamb HCl	PT 250mLHDPE-H2SO4	RA-226/228 1L-HDPE-Add-HNO3	SPCON 250mLHDPE-NoPres	TDS 1L-HDPE NoPres	TSS 1L-HDPE NoPres	Total Metals 250mLHDPE-HNO3	Remarks	Sample # (lab only)
20230502-SGVSOURCE-(2F-T)	grab	GW	surface	5/2/2023	1225	17	X	X	X	X	X	X	X	X	X	X		01
		GW				17	X	X	X	X	X	X	X	X	X	X		
		GW				17	X	X	X	X	X	X	X	X	X	X		
		GW				17	X	X	X	X	X	X	X	X	X	X		
		GW				17	X	X	X	X	X	X	X	X	X	X		
		GW				17	X	X	X	X	X	X	X	X	X	X		
		GW				17	X	X	X	X	X	X	X	X	X	X		
		GW				17	X	X	X	X	X	X	X	X	X	X		
		GW				17	X	X	X	X	X	X	X	X	X	X		

Remarks: **Metals - Ba, B, Ca, Fe, K, Mg, Mn, Na, Se, Sr**

Matrix: SS - Soil AIR - Air F - Filter
 GW - Groundwater B - Bioassay
 WW - WasteWater
 DW - Drinking Water
 OT - Other _____

Samples returned via: UPS FedEx Courier _____

Tracking # **6126 6537 6062**

Relinquished by: (Signature) *[Signature]* Date: **5/2/23** Time: **1630** Received by: (Signature) *[Signature]* Trip Blank Received: Yes No

Relinquished by: (Signature) *[Signature]* Date: **5/2/23** Time: **1700** Received by: (Signature) _____ Temp: **18.47** °C Bottles Received: **17**

Relinquished by: (Signature) _____ Date: _____ Time: _____ Received for lab by: (Signature) *[Signature]* Date: **5/3/23** Time: **0900** Hold: _____ Condition: **NCF / OK**

Analysis / Container / Preservative

Chain of Custody Page ___ of ___

Pace
 PEOPLE ADVANCING SCIENCE

MT JULIET, TN
 12065 Lebanon Rd Mount Juliet, TN 37122
 Submitting a sample via this chain of custody constitutes acknowledgment and acceptance of the Pace Terms and Conditions found at: <https://info.pacelabs.com/hubfs/pac-standard-terms.pdf>

SDG # **61611A08**
F027

Acctnum: **CAERUSPCO**
 Template: **T215555**
 Prelogin: **P963757**
 PM: **824 - Chris Ward**
 PB: _____

Shipped Via: **FedEX Ground**

19/02 2000

19/02 2000

19/02 2000

19/02 2000

19/02 2000

19/02 2000

19/02 2000

19/02 2000

19/02 2000

19/02 2000

19/02 2000

19/02 2000

19/02 2000

19/02 2000

19/02 2000

19/02 2000

19/02 2000

19/02 2000

19/02 2000

19/02 2000

19/02 2000

19/02 2000

19/02 2000

19/02 2000

19/02 2000

19/02 2000

19/02 2000

19/02 2000

19/02 2000

19/02 2000

19/02 2000



Company Name/Address:
Caerus Oil and Gas
 143 Diamond Avenue
 Parachute, CO 81635

Billing Information:
 Accounts Payable
 1001 17th St., Ste. 1600
 Denver, CO 80202

Analysis / Container / Preservative

Pres Chk									
----------	--	--	--	--	--	--	--	--	--

Chain of Custody Page ___ of ___

Pace
 PEOPLE ADVANCING SCIENCE

Report to:
Brett Middleton

Email To:
 JJanice@caerusoilandgas.com; brollins@caerus

Project Description:
 909 J

City/State Collected:
 parachute CO

Please Circle:
 PT MT CT ET
 (M)

Phone: 970-285-2653

Client Project #

Lab Project #

Collected by (print):
 Will Harmon

Site/Facility ID #

P.O. #

Collected by (signature):

Rush? (Lab MUST Be Notified)
 ___ Same Day ___ Five Day
 ___ Next Day ___ 5 Day (Rad Only)
 ___ Two Day ___ 10 Day (Rad Only)
 ___ Three Day

Quote #

Immediately Packed on Ice N ___ Y

Date Results Needed
 ASAP

No. of Cntrs

Sample ID	Comp/Grab	Matrix *	Depth	Date	Time	No. of Cntrs	V8260BTEXN 40miAmb-HCl	V8260BTEXN 40miAmb-HCl-Bik	pH 125mlHDPE-NoPres						
20230502-SGVSOURCE-(1F-T)	grab	GW	Surface	5/2/2023	1225	17	X	X	X						
		GW				17	X		X						
		GW				17	X		X						
		GW				17	X		X						
		GW				17	X		X						
		GW				17	X		X						
		GW				17	X		X						
		GW				17	X		X						
		GW				17	X		X						
		GW				17	X		X						

MT JULIET, TN
 12065 Lebanon Rd Mount Juliet, TN 37122
 Submitting a sample via this chain of custody constitutes acknowledgment and acceptance of the Pace Terms and Conditions found at:
<https://info.pacelabs.com/hubs/pas-standard-terms.pdf>

SDG # L10/1908

Table #

Acctnum: **CAERUSPCO**
 Template: **T215555**
 Prelogin: **P963757**
 PM: **824 - Chris Ward**
 PB:

Shipped Via: **FedEX Ground**

Remarks	Sample # (lab only)
	-01

* Matrix:
 SS - Soil AIR - Air F - Filter
 GW - Groundwater B - Bioassay
 WW - WasteWater
 DW - Drinking Water
 OT - Other

Remarks: Metals - Ba,B,Ca,Fe,K,Mg,Mn,Na,Se,Sr

pH _____ Temp _____
 Flow _____ Other _____

Sample Receipt Checklist	
COC Seal Present/Intact:	<input checked="" type="checkbox"/> Y <input type="checkbox"/> N
COC Signed/Accurate:	<input checked="" type="checkbox"/> Y <input type="checkbox"/> N
Bottles arrive intact:	<input checked="" type="checkbox"/> Y <input type="checkbox"/> N
Correct bottles used:	<input checked="" type="checkbox"/> Y <input type="checkbox"/> N
Sufficient volume sent:	<input checked="" type="checkbox"/> Y <input type="checkbox"/> N
If Applicable	
VOA Zero Headspace:	<input checked="" type="checkbox"/> Y <input type="checkbox"/> N
Preservation Correct/Checked:	<input checked="" type="checkbox"/> Y <input type="checkbox"/> N
RAD Screen <0.5 mR/hr:	<input checked="" type="checkbox"/> Y <input type="checkbox"/> N

Samples returned via: UPS FedEx Courier

Tracking #

Relinquished by: (Signature)

 Relinquished by: (Signature)

 Relinquished by: (Signature)

Date: 5/2/23
 Date: 5/2/23
 Date:

Time: 1630
 Time: 1700
 Time:

Received by: (Signature)

 Received by: (Signature)

 Received for lab by: (Signature)

Trip Blank Received: Yes/No
 HCL/MeOH
 TBR

Temp: ASAT °C
43.0243

Bottles Received:

If preservation required by Login: Date/Time

Date: 5/3/23
 Time: 0900

Hold:

Condition:
 NCF / OK

11/11

11/11

11/11

11/11

11/11

11/11

11/11

11/11

11/11

11/11

X

11/11

11/11

11/11

11/6/1908

Tracking Numbers		NSN7 Temperature
6126 6537 6062		43+0=43
6126 6537 6040		05+0=05

