

Caerus Oil and Gas

Sample Delivery Group: L1565834

Samples Received: 12/09/2022

Project Number:

Description: 909J

Report To: Blair Rollins
143 Diamond Avenue
Parachute, CO 81635

Entire Report Reviewed By:

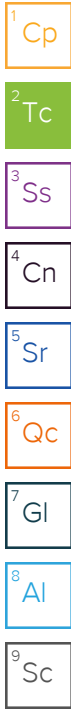
Chris Ward
Project Manager

Results relate only to the items tested or calibrated and are reported as rounded values. This test report shall not be reproduced, except in full, without written approval of the laboratory. Where applicable, sampling conducted by Pace Analytical National is performed per guidance provided in laboratory standard operating procedures ENV-SOP-MTJL-0067 and ENV-SOP-MTJL-0068. Where sampling conducted by the customer, results relate to the accuracy of the information provided, and as the samples are received.

Pace Analytical National12065 Lebanon Rd Mount Juliet, TN 37122 615-758-5858 800-767-5859 www.pacenational.com

TABLE OF CONTENTS

| | |
|--|----|
| Cp: Cover Page | 1 |
| Tc: Table of Contents | 2 |
| Ss: Sample Summary | 3 |
| Cn: Case Narrative | 5 |
| Sr: Sample Results | 6 |
| M16-20686-WMFK L1565834-01 | 6 |
| M3A-TANK-WMFK L1565834-02 | 8 |
| B27-07943-WMFK L1565834-03 | 10 |
| K28NW-TANK-WMFK L1565834-04 | 12 |
| B27-07941-ILES L1565834-05 | 14 |
| Qc: Quality Control Summary | 16 |
| Gravimetric Analysis by Method 2540 C-2011 | 16 |
| Gravimetric Analysis by Method 2540 D-2015 | 17 |
| Wet Chemistry by Method 2320 B-2011 | 19 |
| Wet Chemistry by Method 353.2 | 23 |
| Wet Chemistry by Method 365.4 | 24 |
| Wet Chemistry by Method 9040C | 25 |
| Wet Chemistry by Method 9050A | 27 |
| Wet Chemistry by Method 9056A | 28 |
| Metals (ICP) by Method 6010B | 30 |
| Volatile Organic Compounds (GC) by Method 8015D/GRO | 34 |
| Volatile Organic Compounds (GC/MS) by Method 8260B | 36 |
| Semi-Volatile Organic Compounds (GC) by Method 8015M | 38 |
| Gl: Glossary of Terms | 39 |
| Al: Accreditations & Locations | 40 |
| Sc: Sample Chain of Custody | 41 |



SAMPLE SUMMARY

M16-20686-WMFK L1565834-01 GW

Collected by: Will Harmon
 Collected date/time: 12/08/22 10:00
 Received date/time: 12/09/22 09:00

| Method | Batch | Dilution | Preparation date/time | Analysis date/time | Analyst | Location |
|--|-----------|----------|-----------------------|--------------------|---------|----------------|
| Gravimetric Analysis by Method 2540 C-2011 | WG1974623 | 1 | 12/14/22 19:29 | 12/15/22 01:45 | DTM | Mt. Juliet, TN |
| Gravimetric Analysis by Method 2540 D-2015 | WG1975113 | 1 | 12/15/22 14:38 | 12/15/22 14:42 | AS | Mt. Juliet, TN |
| Wet Chemistry by Method 2320 B-2011 | WG1972817 | 1 | 12/13/22 12:10 | 12/13/22 12:10 | ARD | Mt. Juliet, TN |
| Wet Chemistry by Method 365.4 | WG1975295 | 1 | 12/15/22 09:41 | 12/15/22 20:24 | LDT | Mt. Juliet, TN |
| Wet Chemistry by Method 9040C | WG1972423 | 1 | 12/13/22 10:10 | 12/13/22 10:10 | KAD | Mt. Juliet, TN |
| Wet Chemistry by Method 9050A | WG1971882 | 1 | 12/12/22 10:39 | 12/12/22 10:39 | ARD | Mt. Juliet, TN |
| Wet Chemistry by Method 9056A | WG1972060 | 10 | 12/10/22 01:30 | 12/10/22 01:30 | GEB | Mt. Juliet, TN |
| Wet Chemistry by Method 9056A | WG1972060 | 100 | 12/10/22 01:42 | 12/10/22 01:42 | GEB | Mt. Juliet, TN |
| Metals (ICP) by Method 6010B | WG1977041 | 1 | 12/20/22 14:27 | 12/21/22 09:17 | CCE | Mt. Juliet, TN |
| Metals (ICP) by Method 6010B | WG1977041 | 10 | 12/20/22 14:27 | 12/21/22 17:31 | ZSA | Mt. Juliet, TN |
| Volatile Organic Compounds (GC) by Method 8015D/GRO | WG1973808 | 1000 | 12/14/22 04:50 | 12/14/22 04:50 | JAH | Mt. Juliet, TN |
| Volatile Organic Compounds (GC/MS) by Method 8260B | WG1973519 | 1000 | 12/13/22 13:57 | 12/13/22 13:57 | DWR | Mt. Juliet, TN |
| Semi-Volatile Organic Compounds (GC) by Method 8015M | WG1972343 | 1 | 12/10/22 16:57 | 12/12/22 07:12 | JDJ | Mt. Juliet, TN |
| Semi-Volatile Organic Compounds (GC) by Method 8015M | WG1972343 | 20 | 12/10/22 16:57 | 12/13/22 06:08 | JDJ | Mt. Juliet, TN |



M3A-TANK-WMFK L1565834-02 GW

Collected by: Will Harmon
 Collected date/time: 12/08/22 10:50
 Received date/time: 12/09/22 09:00

| Method | Batch | Dilution | Preparation date/time | Analysis date/time | Analyst | Location |
|--|-----------|----------|-----------------------|--------------------|---------|----------------|
| Gravimetric Analysis by Method 2540 C-2011 | WG1974623 | 1 | 12/14/22 19:29 | 12/15/22 01:45 | DTM | Mt. Juliet, TN |
| Gravimetric Analysis by Method 2540 D-2015 | WG1975113 | 1 | 12/15/22 14:38 | 12/15/22 14:42 | AS | Mt. Juliet, TN |
| Wet Chemistry by Method 2320 B-2011 | WG1973973 | 1 | 12/14/22 11:19 | 12/14/22 11:19 | ARD | Mt. Juliet, TN |
| Wet Chemistry by Method 353.2 | WG1972002 | 100 | 12/15/22 10:20 | 12/15/22 10:20 | JCS | Mt. Juliet, TN |
| Wet Chemistry by Method 365.4 | WG1975295 | 1 | 12/15/22 09:41 | 12/15/22 20:25 | LDT | Mt. Juliet, TN |
| Wet Chemistry by Method 9040C | WG1973338 | 1 | 12/14/22 15:16 | 12/14/22 15:16 | KAD | Mt. Juliet, TN |
| Wet Chemistry by Method 9050A | WG1971882 | 1 | 12/12/22 10:39 | 12/12/22 10:39 | ARD | Mt. Juliet, TN |
| Wet Chemistry by Method 9056A | WG1972060 | 10 | 12/10/22 01:55 | 12/10/22 01:55 | GEB | Mt. Juliet, TN |
| Metals (ICP) by Method 6010B | WG1977041 | 1 | 12/20/22 14:27 | 12/21/22 09:26 | CCE | Mt. Juliet, TN |
| Metals (ICP) by Method 6010B | WG1977041 | 10 | 12/20/22 14:27 | 12/21/22 17:34 | ZSA | Mt. Juliet, TN |
| Volatile Organic Compounds (GC) by Method 8015D/GRO | WG1974292 | 200 | 12/15/22 13:17 | 12/15/22 13:17 | ACG | Mt. Juliet, TN |
| Volatile Organic Compounds (GC/MS) by Method 8260B | WG1973519 | 5000 | 12/13/22 14:18 | 12/13/22 14:18 | DWR | Mt. Juliet, TN |
| Semi-Volatile Organic Compounds (GC) by Method 8015M | WG1972343 | 1 | 12/10/22 16:57 | 12/12/22 07:33 | JDJ | Mt. Juliet, TN |
| Semi-Volatile Organic Compounds (GC) by Method 8015M | WG1972343 | 5 | 12/10/22 16:57 | 12/13/22 03:17 | JDJ | Mt. Juliet, TN |

B27-07943-WMFK L1565834-03 GW

Collected by: Will Harmon
 Collected date/time: 12/08/22 12:35
 Received date/time: 12/09/22 09:00

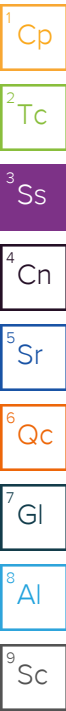
| Method | Batch | Dilution | Preparation date/time | Analysis date/time | Analyst | Location |
|--|-----------|----------|-----------------------|--------------------|---------|----------------|
| Gravimetric Analysis by Method 2540 C-2011 | WG1974623 | 1 | 12/14/22 19:29 | 12/15/22 01:45 | DTM | Mt. Juliet, TN |
| Gravimetric Analysis by Method 2540 D-2015 | WG1975113 | 1 | 12/15/22 14:38 | 12/15/22 14:42 | AS | Mt. Juliet, TN |
| Wet Chemistry by Method 2320 B-2011 | WG1972817 | 1 | 12/13/22 12:27 | 12/13/22 12:27 | ARD | Mt. Juliet, TN |
| Wet Chemistry by Method 353.2 | WG1972002 | 100 | 12/15/22 10:22 | 12/15/22 10:22 | JCS | Mt. Juliet, TN |
| Wet Chemistry by Method 365.4 | WG1975295 | 1 | 12/15/22 09:41 | 12/15/22 20:27 | LDT | Mt. Juliet, TN |
| Wet Chemistry by Method 9040C | WG1972423 | 1 | 12/13/22 10:10 | 12/13/22 10:10 | KAD | Mt. Juliet, TN |
| Wet Chemistry by Method 9050A | WG1971882 | 1 | 12/12/22 10:39 | 12/12/22 10:39 | ARD | Mt. Juliet, TN |
| Wet Chemistry by Method 9056A | WG1972060 | 10 | 12/10/22 02:20 | 12/10/22 02:20 | GEB | Mt. Juliet, TN |
| Wet Chemistry by Method 9056A | WG1972060 | 100 | 12/10/22 02:32 | 12/10/22 02:32 | GEB | Mt. Juliet, TN |
| Metals (ICP) by Method 6010B | WG1976668 | 1 | 12/19/22 14:00 | 12/20/22 12:51 | ABL | Mt. Juliet, TN |
| Metals (ICP) by Method 6010B | WG1976668 | 10 | 12/19/22 14:00 | 12/21/22 18:00 | ZSA | Mt. Juliet, TN |
| Metals (ICP) by Method 6010B | WG1976668 | 5 | 12/19/22 14:00 | 12/20/22 16:06 | ZSA | Mt. Juliet, TN |
| Volatile Organic Compounds (GC) by Method 8015D/GRO | WG1973808 | 250 | 12/14/22 03:45 | 12/14/22 03:45 | JAH | Mt. Juliet, TN |
| Volatile Organic Compounds (GC/MS) by Method 8260B | WG1973519 | 250 | 12/13/22 14:38 | 12/13/22 14:38 | DWR | Mt. Juliet, TN |
| Semi-Volatile Organic Compounds (GC) by Method 8015M | WG1972343 | 50 | 12/10/22 16:57 | 12/13/22 09:31 | JDJ | Mt. Juliet, TN |

SAMPLE SUMMARY

K28NW-TANK-WMFK L1565834-04 GW

Collected by: Will Harmon
 Collected date/time: 12/08/22 15:00
 Received date/time: 12/09/22 09:00

| Method | Batch | Dilution | Preparation date/time | Analysis date/time | Analyst | Location |
|--|-----------|----------|-----------------------|--------------------|---------|----------------|
| Gravimetric Analysis by Method 2540 C-2011 | WG1974623 | 1 | 12/14/22 19:29 | 12/15/22 01:45 | DTM | Mt. Juliet, TN |
| Gravimetric Analysis by Method 2540 D-2015 | WG1975113 | 1 | 12/15/22 14:38 | 12/15/22 14:42 | AS | Mt. Juliet, TN |
| Wet Chemistry by Method 2320 B-2011 | WG1973973 | 1 | 12/14/22 11:24 | 12/14/22 11:24 | ARD | Mt. Juliet, TN |
| Wet Chemistry by Method 353.2 | WG1972002 | 100 | 12/15/22 10:23 | 12/15/22 10:23 | JCS | Mt. Juliet, TN |
| Wet Chemistry by Method 365.4 | WG1975295 | 1 | 12/15/22 09:41 | 12/15/22 20:28 | LDT | Mt. Juliet, TN |
| Wet Chemistry by Method 9040C | WG1972423 | 1 | 12/13/22 10:10 | 12/13/22 10:10 | KAD | Mt. Juliet, TN |
| Wet Chemistry by Method 9050A | WG1971882 | 1 | 12/12/22 10:39 | 12/12/22 10:39 | ARD | Mt. Juliet, TN |
| Wet Chemistry by Method 9056A | WG1972060 | 10 | 12/10/22 02:45 | 12/10/22 02:45 | GEB | Mt. Juliet, TN |
| Wet Chemistry by Method 9056A | WG1972060 | 100 | 12/10/22 02:57 | 12/10/22 02:57 | GEB | Mt. Juliet, TN |
| Metals (ICP) by Method 6010B | WG1976668 | 1 | 12/19/22 14:00 | 12/20/22 12:59 | ABL | Mt. Juliet, TN |
| Metals (ICP) by Method 6010B | WG1976668 | 5 | 12/19/22 14:00 | 12/20/22 16:09 | ZSA | Mt. Juliet, TN |
| Volatile Organic Compounds (GC) by Method 8015D/GRO | WG1973808 | 500 | 12/14/22 04:07 | 12/14/22 04:07 | JAH | Mt. Juliet, TN |
| Volatile Organic Compounds (GC/MS) by Method 8260B | WG1973519 | 500 | 12/13/22 14:59 | 12/13/22 14:59 | MGF | Mt. Juliet, TN |
| Volatile Organic Compounds (GC/MS) by Method 8260B | WG1976658 | 2500 | 12/19/22 16:05 | 12/19/22 16:05 | DWR | Mt. Juliet, TN |
| Semi-Volatile Organic Compounds (GC) by Method 8015M | WG1972343 | 50 | 12/10/22 16:57 | 12/13/22 08:48 | JDJ | Mt. Juliet, TN |



B27-07941-ILES L1565834-05 GW

Collected by: Will Harmon
 Collected date/time: 12/08/22 13:00
 Received date/time: 12/09/22 09:00

| Method | Batch | Dilution | Preparation date/time | Analysis date/time | Analyst | Location |
|--|-----------|----------|-----------------------|--------------------|---------|----------------|
| Gravimetric Analysis by Method 2540 C-2011 | WG1974623 | 1 | 12/14/22 19:29 | 12/15/22 01:45 | DTM | Mt. Juliet, TN |
| Gravimetric Analysis by Method 2540 D-2015 | WG1975238 | 1 | 12/15/22 16:30 | 12/15/22 18:06 | AS | Mt. Juliet, TN |
| Wet Chemistry by Method 2320 B-2011 | WG1972817 | 1 | 12/13/22 12:52 | 12/13/22 12:52 | ARD | Mt. Juliet, TN |
| Wet Chemistry by Method 353.2 | WG1972002 | 100 | 12/15/22 10:28 | 12/15/22 10:28 | JCS | Mt. Juliet, TN |
| Wet Chemistry by Method 365.4 | WG1975295 | 1 | 12/15/22 09:41 | 12/15/22 20:29 | LDT | Mt. Juliet, TN |
| Wet Chemistry by Method 9040C | WG1972423 | 1 | 12/13/22 10:10 | 12/13/22 10:10 | KAD | Mt. Juliet, TN |
| Wet Chemistry by Method 9050A | WG1971882 | 1 | 12/12/22 10:39 | 12/12/22 10:39 | ARD | Mt. Juliet, TN |
| Wet Chemistry by Method 9056A | WG1972060 | 10 | 12/10/22 03:34 | 12/10/22 03:34 | GEB | Mt. Juliet, TN |
| Wet Chemistry by Method 9056A | WG1972060 | 100 | 12/10/22 03:47 | 12/10/22 03:47 | GEB | Mt. Juliet, TN |
| Metals (ICP) by Method 6010B | WG1976668 | 1 | 12/19/22 14:00 | 12/20/22 13:02 | ABL | Mt. Juliet, TN |
| Metals (ICP) by Method 6010B | WG1976668 | 5 | 12/19/22 14:00 | 12/20/22 16:12 | ZSA | Mt. Juliet, TN |
| Volatile Organic Compounds (GC) by Method 8015D/GRO | WG1973808 | 500 | 12/14/22 04:28 | 12/14/22 04:28 | JAH | Mt. Juliet, TN |
| Volatile Organic Compounds (GC/MS) by Method 8260B | WG1973519 | 500 | 12/13/22 15:19 | 12/13/22 15:19 | MGF | Mt. Juliet, TN |
| Volatile Organic Compounds (GC/MS) by Method 8260B | WG1976658 | 2000 | 12/19/22 16:26 | 12/19/22 16:26 | DWR | Mt. Juliet, TN |
| Semi-Volatile Organic Compounds (GC) by Method 8015M | WG1972343 | 10 | 12/10/22 16:57 | 12/13/22 05:25 | JDJ | Mt. Juliet, TN |

CASE NARRATIVE

All sample aliquots were received at the correct temperature, in the proper containers, with the appropriate preservatives, and within method specified holding times, unless qualified or notated within the report. Where applicable, all MDL (LOD) and RDL (LOQ) values reported for environmental samples have been corrected for the dilution factor used in the analysis. All Method and Batch Quality Control are within established criteria except where addressed in this case narrative, a non-conformance form or properly qualified within the sample results. By my digital signature below, I affirm to the best of my knowledge, all problems/anomalies observed by the laboratory as having the potential to affect the quality of the data have been identified by the laboratory, and no information or data have been knowingly withheld that would affect the quality of the data.



Chris Ward
Project Manager

Project Narrative

M16-20686-WMFK unable to be run for NO2NO3 due to matrix

¹ Cp

² Tc

³ Ss

⁴ Cn

⁵ Sr

⁶ Qc

⁷ Gl

⁸ Al

⁹ Sc

Gravimetric Analysis by Method 2540 C-2011

| Analyte | Result | Qualifier | RDL | Dilution | Analysis date / time | Batch |
|------------------|--------|-----------|-----|----------|----------------------|---------------------------|
| Dissolved Solids | 14400 | | 400 | 1 | 12/15/2022 01:45 | WG1974623 |

Gravimetric Analysis by Method 2540 D-2015

| Analyte | Result | Qualifier | RDL | Dilution | Analysis date / time | Batch |
|------------------|--------|-----------|------|----------|----------------------|---------------------------|
| Suspended Solids | 27.0 | | 25.0 | 1 | 12/15/2022 14:42 | WG1975113 |

Wet Chemistry by Method 2320 B-2011

| Analyte | Result | Qualifier | RDL | Dilution | Analysis date / time | Batch |
|------------------------|--------|-----------|------|----------|----------------------|---------------------------|
| Alkalinity | 1170 | | 20.0 | 1 | 12/13/2022 12:10 | WG1972817 |
| Alkalinity,Bicarbonate | 1170 | | 20.0 | 1 | 12/13/2022 12:10 | WG1972817 |
| Alkalinity,Carbonate | ND | | 20.0 | 1 | 12/13/2022 12:10 | WG1972817 |

Sample Narrative:

L1565834-01 WG1972817: Endpoint pH 4.5 Headspace

Wet Chemistry by Method 365.4

| Analyte | Result | Qualifier | RDL | Dilution | Analysis date / time | Batch |
|------------------|--------|-----------|-------|----------|----------------------|---------------------------|
| Phosphorus,Total | 0.186 | | 0.100 | 1 | 12/15/2022 20:24 | WG1975295 |

Wet Chemistry by Method 9040C

| Analyte | Result | Qualifier | Dilution | Analysis date / time | Batch |
|---------|--------|--------------------|----------|----------------------|---------------------------|
| pH | 6.91 | T8 | 1 | 12/13/2022 10:10 | WG1972423 |

Sample Narrative:

L1565834-01 WG1972423: 6.91 at 18C

Wet Chemistry by Method 9050A

| Analyte | Result | Qualifier | RDL | Dilution | Analysis date / time | Batch |
|----------------------|--------|-----------|------|----------|----------------------|---------------------------|
| Specific Conductance | 24600 | | 10.0 | 1 | 12/12/2022 10:39 | WG1971882 |

Sample Narrative:

L1565834-01 WG1971882: at 25C

Wet Chemistry by Method 9056A

| Analyte | Result | Qualifier | RDL | Dilution | Analysis date / time | Batch |
|----------------|--------|-----------|------|----------|----------------------|---------------------------|
| Bromide | 61.0 | | 10.0 | 10 | 12/10/2022 01:30 | WG1972060 |
| Chloride | 8920 | | 100 | 100 | 12/10/2022 01:42 | WG1972060 |
| Fluoride | ND | | 1.50 | 10 | 12/10/2022 01:30 | WG1972060 |
| Nitrate as (N) | ND | | 1.00 | 10 | 12/10/2022 01:30 | WG1972060 |
| Nitrite as (N) | 1.69 | | 1.00 | 10 | 12/10/2022 01:30 | WG1972060 |
| Sulfate | ND | | 50.0 | 10 | 12/10/2022 01:30 | WG1972060 |

1 Cp

2 Tc

3 Ss

4 Cn

5 Sr

6 Qc

7 Gl

8 Al

9 Sc

Metals (ICP) by Method 6010B

| Analyte | Result | Qualifier | RDL | Dilution | Analysis | Batch |
|-----------|--------|-----------|---------|----------|------------------|---------------------------|
| | mg/l | | mg/l | | date / time | |
| Barium | 46.2 | | 0.00500 | 1 | 12/21/2022 09:17 | WG1977041 |
| Boron | 9.06 | | 0.200 | 1 | 12/21/2022 09:17 | WG1977041 |
| Calcium | 176 | | 1.00 | 1 | 12/21/2022 09:17 | WG1977041 |
| Iron | 8.87 | | 0.100 | 1 | 12/21/2022 09:17 | WG1977041 |
| Magnesium | 13.0 | | 1.00 | 1 | 12/21/2022 09:17 | WG1977041 |
| Manganese | 0.207 | | 0.0100 | 1 | 12/21/2022 09:17 | WG1977041 |
| Potassium | 50.0 | | 2.00 | 1 | 12/21/2022 09:17 | WG1977041 |
| Selenium | ND | | 0.0100 | 1 | 12/21/2022 09:17 | WG1977041 |
| Sodium | 5630 | | 30.0 | 10 | 12/21/2022 17:31 | WG1977041 |
| Strontium | 36.2 | | 0.100 | 10 | 12/21/2022 17:31 | WG1977041 |

1 Cp

2 Tc

3 Ss

4 Cn

5 Sr

6 Qc

Volatile Organic Compounds (GC) by Method 8015D/GRO

| Analyte | Result | Qualifier | RDL | Dilution | Analysis | Batch |
|---|--------|-----------|----------|----------|------------------|---------------------------|
| | mg/l | | mg/l | | date / time | |
| TPH (GC/FID) Low Fraction | 653 | | 100 | 1000 | 12/14/2022 04:50 | WG1973808 |
| (S) <i>a,a,a</i> -Trifluorotoluene(FID) | 95.3 | | 78.0-120 | | 12/14/2022 04:50 | WG1973808 |

7 Gl

8 Al

Volatile Organic Compounds (GC/MS) by Method 8260B

| Analyte | Result | Qualifier | RDL | Dilution | Analysis | Batch |
|---------------------------|--------|-----------|----------|----------|------------------|---------------------------|
| | mg/l | | mg/l | | date / time | |
| Benzene | 26.0 | | 1.00 | 1000 | 12/13/2022 13:57 | WG1973519 |
| Toluene | 72.4 | | 1.00 | 1000 | 12/13/2022 13:57 | WG1973519 |
| Ethylbenzene | 3.49 | | 1.00 | 1000 | 12/13/2022 13:57 | WG1973519 |
| Xylenes, Total | 45.5 | | 3.00 | 1000 | 12/13/2022 13:57 | WG1973519 |
| Naphthalene | ND | | 5.00 | 1000 | 12/13/2022 13:57 | WG1973519 |
| (S) Toluene-d8 | 102 | | 80.0-120 | | 12/13/2022 13:57 | WG1973519 |
| (S) 4-Bromofluorobenzene | 99.6 | | 77.0-126 | | 12/13/2022 13:57 | WG1973519 |
| (S) 1,2-Dichloroethane-d4 | 105 | | 70.0-130 | | 12/13/2022 13:57 | WG1973519 |

9 Sc

Semi-Volatile Organic Compounds (GC) by Method 8015M

| Analyte | Result | Qualifier | RDL | Dilution | Analysis | Batch |
|-------------------------|--------|-----------|----------|----------|------------------|---------------------------|
| | mg/l | | mg/l | | date / time | |
| C10-C28 Diesel Range | 87.8 | | 2.00 | 20 | 12/13/2022 06:08 | WG1972343 |
| C28-C36 Motor Oil Range | 1.35 | | 0.100 | 1 | 12/12/2022 07:12 | WG1972343 |
| (S) <i>o</i> -Terphenyl | 9.95 | J2 | 52.0-156 | | 12/12/2022 07:12 | WG1972343 |
| (S) <i>o</i> -Terphenyl | 0.000 | J7 | 52.0-156 | | 12/13/2022 06:08 | WG1972343 |

Sample Narrative:

L1565834-01 WG1972343: Sample produced emulsion during Extraction process, low surr/spike recoveries due to matrix.

Gravimetric Analysis by Method 2540 C-2011

| Analyte | Result | Qualifier | RDL | Dilution | Analysis date / time | Batch |
|------------------|--------|-----------|-----|----------|----------------------|---------------------------|
| Dissolved Solids | 7740 | | 200 | 1 | 12/15/2022 01:45 | WG1974623 |

Gravimetric Analysis by Method 2540 D-2015

| Analyte | Result | Qualifier | RDL | Dilution | Analysis date / time | Batch |
|------------------|--------|-----------|------|----------|----------------------|---------------------------|
| Suspended Solids | 62.0 | | 25.0 | 1 | 12/15/2022 14:42 | WG1975113 |

Wet Chemistry by Method 2320 B-2011

| Analyte | Result | Qualifier | RDL | Dilution | Analysis date / time | Batch |
|------------------------|--------|-----------|-----|----------|----------------------|---------------------------|
| Alkalinity | 4520 | | 100 | 1 | 12/14/2022 11:19 | WG1973973 |
| Alkalinity,Bicarbonate | 4470 | | 100 | 1 | 12/14/2022 11:19 | WG1973973 |
| Alkalinity,Carbonate | ND | | 100 | 1 | 12/14/2022 11:19 | WG1973973 |

Sample Narrative:

L1565834-02 WG1973973: Endpoint pH 4.5 Headspace

Wet Chemistry by Method 353.2

| Analyte | Result | Qualifier | RDL | Dilution | Analysis date / time | Batch |
|-----------------|--------|-----------|------|----------|----------------------|---------------------------|
| Nitrate-Nitrite | ND | | 10.0 | 100 | 12/15/2022 10:20 | WG1972002 |

Sample Narrative:

L1565834-02 WG1972002: Dilution due to matrix.

Wet Chemistry by Method 365.4

| Analyte | Result | Qualifier | RDL | Dilution | Analysis date / time | Batch |
|------------------|--------|-----------|-------|----------|----------------------|---------------------------|
| Phosphorus,Total | 3.34 | | 0.100 | 1 | 12/15/2022 20:25 | WG1975295 |

Wet Chemistry by Method 9040C

| Analyte | Result | Qualifier | Dilution | Analysis date / time | Batch |
|---------|--------|--------------------|----------|----------------------|---------------------------|
| pH | 8.11 | T8 | 1 | 12/14/2022 15:16 | WG1973338 |

Sample Narrative:

L1565834-02 WG1973338: 8.11 at 20.1C

Wet Chemistry by Method 9050A

| Analyte | Result | Qualifier | RDL | Dilution | Analysis date / time | Batch |
|----------------------|--------|-----------|------|----------|----------------------|---------------------------|
| Specific Conductance | 11800 | | 10.0 | 1 | 12/12/2022 10:39 | WG1971882 |

Sample Narrative:

L1565834-02 WG1971882: at 25C

Wet Chemistry by Method 9056A

| Analyte | Result | Qualifier | RDL | Dilution | Analysis date / time | Batch |
|----------|--------|-----------|------|----------|----------------------|---------------------------|
| Bromide | 32.7 | | 10.0 | 10 | 12/10/2022 01:55 | WG1972060 |
| Chloride | 1790 | | 10.0 | 10 | 12/10/2022 01:55 | WG1972060 |
| Fluoride | 2.92 | | 1.50 | 10 | 12/10/2022 01:55 | WG1972060 |

1 Cp

2 Tc

3 Ss

4 Cn

5 Sr

6 Qc

7 Gl

8 Al

9 Sc

M3A-TANK-WMFK

SAMPLE RESULTS - 02

Collected date/time: 12/08/22 10:50

L1565834

Wet Chemistry by Method 9056A

| Analyte | Result | Qualifier | RDL | Dilution | Analysis date / time | Batch |
|----------------|--------|-----------|------|----------|----------------------|---------------------------|
| Nitrate as (N) | 1.12 | | 1.00 | 10 | 12/10/2022 01:55 | WG1972060 |
| Nitrite as (N) | ND | | 1.00 | 10 | 12/10/2022 01:55 | WG1972060 |
| Sulfate | ND | | 50.0 | 10 | 12/10/2022 01:55 | WG1972060 |

Metals (ICP) by Method 6010B

| Analyte | Result | Qualifier | RDL | Dilution | Analysis date / time | Batch |
|-----------|--------|-----------|---------|----------|----------------------|---------------------------|
| Barium | 23.1 | | 0.00500 | 1 | 12/21/2022 09:26 | WG1977041 |
| Boron | 5.33 | | 0.200 | 1 | 12/21/2022 09:26 | WG1977041 |
| Calcium | 35.2 | | 1.00 | 1 | 12/21/2022 09:26 | WG1977041 |
| Iron | 26.0 | | 0.100 | 1 | 12/21/2022 09:26 | WG1977041 |
| Magnesium | 3.13 | | 1.00 | 1 | 12/21/2022 09:26 | WG1977041 |
| Manganese | 0.254 | | 0.0100 | 1 | 12/21/2022 09:26 | WG1977041 |
| Potassium | 63.5 | | 2.00 | 1 | 12/21/2022 09:26 | WG1977041 |
| Selenium | ND | | 0.0100 | 1 | 12/21/2022 09:26 | WG1977041 |
| Sodium | 3140 | | 30.0 | 10 | 12/21/2022 17:34 | WG1977041 |
| Strontium | 11.3 | | 0.0100 | 1 | 12/21/2022 09:26 | WG1977041 |

Volatile Organic Compounds (GC) by Method 8015D/GRO

| Analyte | Result | Qualifier | RDL | Dilution | Analysis date / time | Batch |
|---|--------|-----------|----------|----------|----------------------|---------------------------|
| TPH (GC/FID) Low Fraction | 301 | | 20.0 | 200 | 12/15/2022 13:17 | WG1974292 |
| (S) <i>a,a,a</i> -Trifluorotoluene(FID) | 97.5 | | 78.0-120 | | 12/15/2022 13:17 | WG1974292 |

Volatile Organic Compounds (GC/MS) by Method 8260B

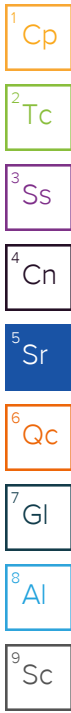
| Analyte | Result | Qualifier | RDL | Dilution | Analysis date / time | Batch |
|---------------------------|--------|-----------|----------|----------|----------------------|---------------------------|
| Benzene | 20.3 | | 5.00 | 5000 | 12/13/2022 14:18 | WG1973519 |
| Toluene | 38.1 | | 5.00 | 5000 | 12/13/2022 14:18 | WG1973519 |
| Ethylbenzene | ND | | 5.00 | 5000 | 12/13/2022 14:18 | WG1973519 |
| Xylenes, Total | ND | | 15.0 | 5000 | 12/13/2022 14:18 | WG1973519 |
| Naphthalene | ND | | 25.0 | 5000 | 12/13/2022 14:18 | WG1973519 |
| (S) Toluene-d8 | 105 | | 80.0-120 | | 12/13/2022 14:18 | WG1973519 |
| (S) 4-Bromofluorobenzene | 101 | | 77.0-126 | | 12/13/2022 14:18 | WG1973519 |
| (S) 1,2-Dichloroethane-d4 | 105 | | 70.0-130 | | 12/13/2022 14:18 | WG1973519 |

Semi-Volatile Organic Compounds (GC) by Method 8015M

| Analyte | Result | Qualifier | RDL | Dilution | Analysis date / time | Batch |
|-------------------------|--------|-----------|----------|----------|----------------------|---------------------------|
| C10-C28 Diesel Range | 31.5 | | 0.500 | 5 | 12/13/2022 03:17 | WG1972343 |
| C28-C36 Motor Oil Range | 1.44 | | 0.100 | 1 | 12/12/2022 07:33 | WG1972343 |
| (S) <i>o</i> -Terphenyl | 0.000 | J2 | 52.0-156 | | 12/12/2022 07:33 | WG1972343 |
| (S) <i>o</i> -Terphenyl | 0.000 | J2 | 52.0-156 | | 12/13/2022 03:17 | WG1972343 |

Sample Narrative:

L1565834-02 WG1972343: Surrogate failure due to matrix interference



Gravimetric Analysis by Method 2540 C-2011

| Analyte | Result | Qualifier | RDL | Dilution | Analysis date / time | Batch |
|------------------|--------|-----------|-----|----------|----------------------|---------------------------|
| Dissolved Solids | 17400 | | 400 | 1 | 12/15/2022 01:45 | WG1974623 |

1 Cp

2 Tc

Gravimetric Analysis by Method 2540 D-2015

| Analyte | Result | Qualifier | RDL | Dilution | Analysis date / time | Batch |
|------------------|--------|-----------|------|----------|----------------------|---------------------------|
| Suspended Solids | 269 | | 35.7 | 1 | 12/15/2022 14:42 | WG1975113 |

3 Ss

4 Cn

Wet Chemistry by Method 2320 B-2011

| Analyte | Result | Qualifier | RDL | Dilution | Analysis date / time | Batch |
|------------------------|--------|-----------|------|----------|----------------------|---------------------------|
| Alkalinity | 1010 | | 20.0 | 1 | 12/13/2022 12:27 | WG1972817 |
| Alkalinity,Bicarbonate | 1010 | | 20.0 | 1 | 12/13/2022 12:27 | WG1972817 |
| Alkalinity,Carbonate | ND | | 20.0 | 1 | 12/13/2022 12:27 | WG1972817 |

5 Sr

6 Qc

7 Gl

Sample Narrative:

L1565834-03 WG1972817: Endpoint pH 4.5 Headspace

Wet Chemistry by Method 353.2

| Analyte | Result | Qualifier | RDL | Dilution | Analysis date / time | Batch |
|-----------------|--------|-----------|------|----------|----------------------|---------------------------|
| Nitrate-Nitrite | ND | | 10.0 | 100 | 12/15/2022 10:22 | WG1972002 |

8 Al

9 Sc

Sample Narrative:

L1565834-03 WG1972002: Dilution due to matrix.

Wet Chemistry by Method 365.4

| Analyte | Result | Qualifier | RDL | Dilution | Analysis date / time | Batch |
|------------------|--------|-----------|-------|----------|----------------------|---------------------------|
| Phosphorus>Total | 0.231 | | 0.100 | 1 | 12/15/2022 20:27 | WG1975295 |

Wet Chemistry by Method 9040C

| Analyte | Result | Qualifier | Dilution | Analysis date / time | Batch |
|---------|--------|-----------|----------|----------------------|---------------------------|
| pH | 6.98 | T8 | 1 | 12/13/2022 10:10 | WG1972423 |

Sample Narrative:

L1565834-03 WG1972423: 6.98 at 18C

Wet Chemistry by Method 9050A

| Analyte | Result | Qualifier | RDL | Dilution | Analysis date / time | Batch |
|----------------------|--------|-----------|------|----------|----------------------|---------------------------|
| Specific Conductance | 29200 | | 10.0 | 1 | 12/12/2022 10:39 | WG1971882 |

Sample Narrative:

L1565834-03 WG1971882: at 25C

Wet Chemistry by Method 9056A

| Analyte | Result | Qualifier | RDL | Dilution | Analysis date / time | Batch |
|----------|--------|-----------|------|----------|----------------------|---------------------------|
| Bromide | 48.0 | | 10.0 | 10 | 12/10/2022 02:20 | WG1972060 |
| Chloride | 11000 | | 100 | 100 | 12/10/2022 02:32 | WG1972060 |
| Fluoride | ND | | 1.50 | 10 | 12/10/2022 02:20 | WG1972060 |

Wet Chemistry by Method 9056A

| Analyte | Result | Qualifier | RDL | Dilution | Analysis date / time | Batch |
|----------------|--------|-----------|------|----------|----------------------|---------------------------|
| Nitrate as (N) | ND | | 1.00 | 10 | 12/10/2022 02:20 | WG1972060 |
| Nitrite as (N) | 1.48 | | 1.00 | 10 | 12/10/2022 02:20 | WG1972060 |
| Sulfate | ND | | 50.0 | 10 | 12/10/2022 02:20 | WG1972060 |

- 1 Cp
- 2 Tc
- 3 Ss
- 4 Cn
- 5 Sr
- 6 Qc
- 7 Gl
- 8 Al
- 9 Sc

Metals (ICP) by Method 6010B

| Analyte | Result | Qualifier | RDL | Dilution | Analysis date / time | Batch |
|-----------|--------|-----------|--------|----------|----------------------|---------------------------|
| Barium | 144 | | 0.0250 | 5 | 12/20/2022 16:06 | WG1976668 |
| Boron | 3.59 | | 0.200 | 1 | 12/20/2022 12:51 | WG1976668 |
| Calcium | 435 | | 1.00 | 1 | 12/20/2022 12:51 | WG1976668 |
| Iron | 70.3 | | 0.100 | 1 | 12/20/2022 12:51 | WG1976668 |
| Magnesium | 28.8 | | 1.00 | 1 | 12/20/2022 12:51 | WG1976668 |
| Manganese | 1.32 | | 0.0100 | 1 | 12/20/2022 12:51 | WG1976668 |
| Potassium | 101 | | 2.00 | 1 | 12/20/2022 12:51 | WG1976668 |
| Selenium | ND | | 0.0100 | 1 | 12/20/2022 12:51 | WG1976668 |
| Sodium | 6480 | | 30.0 | 10 | 12/21/2022 18:00 | WG1976668 |
| Strontium | 113 | | 0.100 | 10 | 12/21/2022 18:00 | WG1976668 |

Volatile Organic Compounds (GC) by Method 8015D/GRO

| Analyte | Result | Qualifier | RDL | Dilution | Analysis date / time | Batch |
|---|--------|-----------|----------|----------|----------------------|---------------------------|
| TPH (GC/FID) Low Fraction | 155 | | 25.0 | 250 | 12/14/2022 03:45 | WG1973808 |
| (S) <i>a,a,a</i> -Trifluorotoluene(FID) | 101 | | 78.0-120 | | 12/14/2022 03:45 | WG1973808 |

Volatile Organic Compounds (GC/MS) by Method 8260B

| Analyte | Result | Qualifier | RDL | Dilution | Analysis date / time | Batch |
|---------------------------|--------|-----------|----------|----------|----------------------|---------------------------|
| Benzene | 17.4 | | 0.250 | 250 | 12/13/2022 14:38 | WG1973519 |
| Toluene | 36.2 | | 0.250 | 250 | 12/13/2022 14:38 | WG1973519 |
| Ethylbenzene | 0.998 | | 0.250 | 250 | 12/13/2022 14:38 | WG1973519 |
| Xylenes, Total | 13.3 | | 0.750 | 250 | 12/13/2022 14:38 | WG1973519 |
| Naphthalene | ND | | 1.25 | 250 | 12/13/2022 14:38 | WG1973519 |
| (S) Toluene-d8 | 104 | | 80.0-120 | | 12/13/2022 14:38 | WG1973519 |
| (S) 4-Bromofluorobenzene | 101 | | 77.0-126 | | 12/13/2022 14:38 | WG1973519 |
| (S) 1,2-Dichloroethane-d4 | 107 | | 70.0-130 | | 12/13/2022 14:38 | WG1973519 |

Semi-Volatile Organic Compounds (GC) by Method 8015M

| Analyte | Result | Qualifier | RDL | Dilution | Analysis date / time | Batch |
|-------------------------|--------|--------------------|----------|----------|----------------------|---------------------------|
| C10-C28 Diesel Range | 201 | | 5.00 | 50 | 12/13/2022 09:31 | WG1972343 |
| C28-C36 Motor Oil Range | 9.66 | | 5.00 | 50 | 12/13/2022 09:31 | WG1972343 |
| (S) <i>o</i> -Terphenyl | 0.000 | J7 | 52.0-156 | | 12/13/2022 09:31 | WG1972343 |

Gravimetric Analysis by Method 2540 C-2011

| Analyte | Result | Qualifier | RDL | Dilution | Analysis date / time | Batch |
|------------------|--------|-----------|-----|----------|----------------------|---------------------------|
| Dissolved Solids | 11700 | | 200 | 1 | 12/15/2022 01:45 | WG1974623 |

Gravimetric Analysis by Method 2540 D-2015

| Analyte | Result | Qualifier | RDL | Dilution | Analysis date / time | Batch |
|------------------|--------|-----------|------|----------|----------------------|---------------------------|
| Suspended Solids | 85.0 | | 31.3 | 1 | 12/15/2022 14:42 | WG1975113 |

Wet Chemistry by Method 2320 B-2011

| Analyte | Result | Qualifier | RDL | Dilution | Analysis date / time | Batch |
|------------------------|--------|-----------|-----|----------|----------------------|---------------------------|
| Alkalinity | 2380 | | 100 | 1 | 12/14/2022 11:24 | WG1973973 |
| Alkalinity,Bicarbonate | 2380 | | 100 | 1 | 12/14/2022 11:24 | WG1973973 |
| Alkalinity,Carbonate | ND | | 100 | 1 | 12/14/2022 11:24 | WG1973973 |

Sample Narrative:

L1565834-04 WG1973973: Endpoint pH 4.5 Headspace

Wet Chemistry by Method 353.2

| Analyte | Result | Qualifier | RDL | Dilution | Analysis date / time | Batch |
|-----------------|--------|-----------|------|----------|----------------------|---------------------------|
| Nitrate-Nitrite | ND | | 10.0 | 100 | 12/15/2022 10:23 | WG1972002 |

Sample Narrative:

L1565834-04 WG1972002: Dilution due to matrix.

Wet Chemistry by Method 365.4

| Analyte | Result | Qualifier | RDL | Dilution | Analysis date / time | Batch |
|------------------|--------|-----------|-------|----------|----------------------|---------------------------|
| Phosphorus>Total | 0.105 | | 0.100 | 1 | 12/15/2022 20:28 | WG1975295 |

Wet Chemistry by Method 9040C

| Analyte | Result | Qualifier | Dilution | Analysis date / time | Batch |
|---------|--------|--------------------|----------|----------------------|---------------------------|
| pH | 7.55 | T8 | 1 | 12/13/2022 10:10 | WG1972423 |

Sample Narrative:

L1565834-04 WG1972423: 7.55 at 18.6C

Wet Chemistry by Method 9050A

| Analyte | Result | Qualifier | RDL | Dilution | Analysis date / time | Batch |
|----------------------|--------|-----------|------|----------|----------------------|---------------------------|
| Specific Conductance | 18800 | | 10.0 | 1 | 12/12/2022 10:39 | WG1971882 |

Sample Narrative:

L1565834-04 WG1971882: at 25C

Wet Chemistry by Method 9056A

| Analyte | Result | Qualifier | RDL | Dilution | Analysis date / time | Batch |
|----------|--------|-----------|------|----------|----------------------|---------------------------|
| Bromide | 47.0 | | 10.0 | 10 | 12/10/2022 02:45 | WG1972060 |
| Chloride | 5820 | | 100 | 100 | 12/10/2022 02:57 | WG1972060 |
| Fluoride | 1.66 | | 1.50 | 10 | 12/10/2022 02:45 | WG1972060 |

1 Cp

2 Tc

3 Ss

4 Cn

5 Sr

6 Qc

7 Gl

8 Al

9 Sc

Wet Chemistry by Method 9056A

| Analyte | Result | Qualifier | RDL | Dilution | Analysis date / time | Batch |
|----------------|--------|-----------|------|----------|----------------------|---------------------------|
| Nitrate as (N) | ND | | 1.00 | 10 | 12/10/2022 02:45 | WG1972060 |
| Nitrite as (N) | ND | | 1.00 | 10 | 12/10/2022 02:45 | WG1972060 |
| Sulfate | ND | | 50.0 | 10 | 12/10/2022 02:45 | WG1972060 |

Metals (ICP) by Method 6010B

| Analyte | Result | Qualifier | RDL | Dilution | Analysis date / time | Batch |
|-----------|--------|-----------|---------|----------|----------------------|---------------------------|
| Barium | 29.5 | | 0.00500 | 1 | 12/20/2022 12:59 | WG1976668 |
| Boron | 9.07 | | 0.200 | 1 | 12/20/2022 12:59 | WG1976668 |
| Calcium | 79.0 | | 1.00 | 1 | 12/20/2022 12:59 | WG1976668 |
| Iron | 13.8 | | 0.100 | 1 | 12/20/2022 12:59 | WG1976668 |
| Magnesium | 10.3 | | 1.00 | 1 | 12/20/2022 12:59 | WG1976668 |
| Manganese | 0.250 | | 0.0100 | 1 | 12/20/2022 12:59 | WG1976668 |
| Potassium | 34.5 | | 2.00 | 1 | 12/20/2022 12:59 | WG1976668 |
| Selenium | ND | | 0.0100 | 1 | 12/20/2022 12:59 | WG1976668 |
| Sodium | 4110 | | 15.0 | 5 | 12/20/2022 16:09 | WG1976668 |
| Strontium | 28.0 | | 0.0500 | 5 | 12/20/2022 16:09 | WG1976668 |

Volatile Organic Compounds (GC) by Method 8015D/GRO

| Analyte | Result | Qualifier | RDL | Dilution | Analysis date / time | Batch |
|---|--------|-----------|----------|----------|----------------------|---------------------------|
| TPH (GC/FID) Low Fraction | 239 | | 50.0 | 500 | 12/14/2022 04:07 | WG1973808 |
| (S) <i>a,a,a</i> -Trifluorotoluene(FID) | 98.6 | | 78.0-120 | | 12/14/2022 04:07 | WG1973808 |

Volatile Organic Compounds (GC/MS) by Method 8260B

| Analyte | Result | Qualifier | RDL | Dilution | Analysis date / time | Batch |
|---------------------------|--------|-----------|----------|----------|----------------------|---------------------------|
| Benzene | 39.9 | | 0.500 | 500 | 12/13/2022 14:59 | WG1973519 |
| Toluene | 49.0 | | 2.50 | 2500 | 12/19/2022 16:05 | WG1976658 |
| Ethylbenzene | 3.61 | | 0.500 | 500 | 12/13/2022 14:59 | WG1973519 |
| Xylenes, Total | 45.0 | | 1.50 | 500 | 12/13/2022 14:59 | WG1973519 |
| Naphthalene | ND | | 2.50 | 500 | 12/13/2022 14:59 | WG1973519 |
| (S) Toluene-d8 | 103 | | 80.0-120 | | 12/13/2022 14:59 | WG1973519 |
| (S) Toluene-d8 | 106 | | 80.0-120 | | 12/19/2022 16:05 | WG1976658 |
| (S) 4-Bromofluorobenzene | 103 | | 77.0-126 | | 12/13/2022 14:59 | WG1973519 |
| (S) 4-Bromofluorobenzene | 104 | | 77.0-126 | | 12/19/2022 16:05 | WG1976658 |
| (S) 1,2-Dichloroethane-d4 | 105 | | 70.0-130 | | 12/13/2022 14:59 | WG1973519 |
| (S) 1,2-Dichloroethane-d4 | 101 | | 70.0-130 | | 12/19/2022 16:05 | WG1976658 |

Semi-Volatile Organic Compounds (GC) by Method 8015M

| Analyte | Result | Qualifier | RDL | Dilution | Analysis date / time | Batch |
|-------------------------|--------|--------------------|----------|----------|----------------------|---------------------------|
| C10-C28 Diesel Range | 193 | | 5.00 | 50 | 12/13/2022 08:48 | WG1972343 |
| C28-C36 Motor Oil Range | ND | | 5.00 | 50 | 12/13/2022 08:48 | WG1972343 |
| (S) <i>o</i> -Terphenyl | 0.000 | J7 | 52.0-156 | | 12/13/2022 08:48 | WG1972343 |

1 Cp

2 Tc

3 Ss

4 Cn

5 Sr

6 Qc

7 Gl

8 Al

9 Sc

Gravimetric Analysis by Method 2540 C-2011

| Analyte | Result | Qualifier | RDL | Dilution | Analysis date / time | Batch |
|------------------|--------|-----------|-----|----------|----------------------|---------------------------|
| Dissolved Solids | 13300 | | 400 | 1 | 12/15/2022 01:45 | WG1974623 |

Gravimetric Analysis by Method 2540 D-2015

| Analyte | Result | Qualifier | RDL | Dilution | Analysis date / time | Batch |
|------------------|--------|-----------|------|----------|----------------------|---------------------------|
| Suspended Solids | 149 | | 10.0 | 1 | 12/15/2022 18:06 | WG1975238 |

Wet Chemistry by Method 2320 B-2011

| Analyte | Result | Qualifier | RDL | Dilution | Analysis date / time | Batch |
|------------------------|--------|-----------|------|----------|----------------------|---------------------------|
| Alkalinity | 1420 | | 20.0 | 1 | 12/13/2022 12:52 | WG1972817 |
| Alkalinity,Bicarbonate | 1420 | | 20.0 | 1 | 12/13/2022 12:52 | WG1972817 |
| Alkalinity,Carbonate | ND | | 20.0 | 1 | 12/13/2022 12:52 | WG1972817 |

Sample Narrative:

L1565834-05 WG1972817: Endpoint pH 4.5 Headspace

Wet Chemistry by Method 353.2

| Analyte | Result | Qualifier | RDL | Dilution | Analysis date / time | Batch |
|-----------------|--------|-----------|------|----------|----------------------|---------------------------|
| Nitrate-Nitrite | ND | | 10.0 | 100 | 12/15/2022 10:28 | WG1972002 |

Sample Narrative:

L1565834-05 WG1972002: Dilution due to matrix.

Wet Chemistry by Method 365.4

| Analyte | Result | Qualifier | RDL | Dilution | Analysis date / time | Batch |
|------------------|--------|-----------|-------|----------|----------------------|---------------------------|
| Phosphorus>Total | 0.351 | | 0.100 | 1 | 12/15/2022 20:29 | WG1975295 |

Wet Chemistry by Method 9040C

| Analyte | Result | Qualifier | Dilution | Analysis date / time | Batch |
|---------|--------|--------------------|----------|----------------------|---------------------------|
| pH | 7.05 | T8 | 1 | 12/13/2022 10:10 | WG1972423 |

Sample Narrative:

L1565834-05 WG1972423: 7.05 at 18C

Wet Chemistry by Method 9050A

| Analyte | Result | Qualifier | RDL | Dilution | Analysis date / time | Batch |
|----------------------|--------|-----------|------|----------|----------------------|---------------------------|
| Specific Conductance | 22700 | | 10.0 | 1 | 12/12/2022 10:39 | WG1971882 |

Sample Narrative:

L1565834-05 WG1971882: at 25C

Wet Chemistry by Method 9056A

| Analyte | Result | Qualifier | RDL | Dilution | Analysis date / time | Batch |
|----------|--------|-----------|------|----------|----------------------|---------------------------|
| Bromide | 49.8 | | 10.0 | 10 | 12/10/2022 03:34 | WG1972060 |
| Chloride | 7670 | | 100 | 100 | 12/10/2022 03:47 | WG1972060 |
| Fluoride | ND | | 1.50 | 10 | 12/10/2022 03:34 | WG1972060 |

1 Cp

2 Tc

3 Ss

4 Cn

5 Sr

6 Qc

7 Gl

8 Al

9 Sc

Wet Chemistry by Method 9056A

| Analyte | Result | Qualifier | RDL | Dilution | Analysis date / time | Batch |
|----------------|--------|-----------|------|----------|----------------------|---------------------------|
| Nitrate as (N) | ND | | 1.00 | 10 | 12/10/2022 03:34 | WG1972060 |
| Nitrite as (N) | ND | | 1.00 | 10 | 12/10/2022 03:34 | WG1972060 |
| Sulfate | ND | | 50.0 | 10 | 12/10/2022 03:34 | WG1972060 |

- 1 Cp
- 2 Tc
- 3 Ss
- 4 Cn
- 5 Sr
- 6 Qc
- 7 Gl
- 8 Al
- 9 Sc

Metals (ICP) by Method 6010B

| Analyte | Result | Qualifier | RDL | Dilution | Analysis date / time | Batch |
|-----------|--------|-----------|--------|----------|----------------------|---------------------------|
| Barium | 75.4 | | 0.0250 | 5 | 12/20/2022 16:12 | WG1976668 |
| Boron | 8.61 | | 0.200 | 1 | 12/20/2022 13:02 | WG1976668 |
| Calcium | 237 | | 1.00 | 1 | 12/20/2022 13:02 | WG1976668 |
| Iron | 48.9 | | 0.100 | 1 | 12/20/2022 13:02 | WG1976668 |
| Magnesium | 16.3 | | 1.00 | 1 | 12/20/2022 13:02 | WG1976668 |
| Manganese | 0.804 | | 0.0100 | 1 | 12/20/2022 13:02 | WG1976668 |
| Potassium | 76.6 | | 2.00 | 1 | 12/20/2022 13:02 | WG1976668 |
| Selenium | ND | | 0.0100 | 1 | 12/20/2022 13:02 | WG1976668 |
| Sodium | 4630 | | 15.0 | 5 | 12/20/2022 16:12 | WG1976668 |
| Strontium | 54.5 | | 0.0500 | 5 | 12/20/2022 16:12 | WG1976668 |

Volatile Organic Compounds (GC) by Method 8015D/GRO

| Analyte | Result | Qualifier | RDL | Dilution | Analysis date / time | Batch |
|---|--------|-----------|----------|----------|----------------------|---------------------------|
| TPH (GC/FID) Low Fraction | 166 | | 50.0 | 500 | 12/14/2022 04:28 | WG1973808 |
| (S) <i>a,a,a</i> -Trifluorotoluene(FID) | 102 | | 78.0-120 | | 12/14/2022 04:28 | WG1973808 |

Volatile Organic Compounds (GC/MS) by Method 8260B

| Analyte | Result | Qualifier | RDL | Dilution | Analysis date / time | Batch |
|---------------------------|--------|-----------|----------|----------|----------------------|---------------------------|
| Benzene | 22.8 | | 0.500 | 500 | 12/13/2022 15:19 | WG1973519 |
| Toluene | 30.8 | | 2.00 | 2000 | 12/19/2022 16:26 | WG1976658 |
| Ethylbenzene | 3.64 | | 0.500 | 500 | 12/13/2022 15:19 | WG1973519 |
| Xylenes, Total | 50.6 | | 1.50 | 500 | 12/13/2022 15:19 | WG1973519 |
| Naphthalene | ND | | 2.50 | 500 | 12/13/2022 15:19 | WG1973519 |
| (S) Toluene-d8 | 103 | | 80.0-120 | | 12/13/2022 15:19 | WG1973519 |
| (S) Toluene-d8 | 103 | | 80.0-120 | | 12/19/2022 16:26 | WG1976658 |
| (S) 4-Bromofluorobenzene | 102 | | 77.0-126 | | 12/13/2022 15:19 | WG1973519 |
| (S) 4-Bromofluorobenzene | 102 | | 77.0-126 | | 12/19/2022 16:26 | WG1976658 |
| (S) 1,2-Dichloroethane-d4 | 107 | | 70.0-130 | | 12/13/2022 15:19 | WG1973519 |
| (S) 1,2-Dichloroethane-d4 | 105 | | 70.0-130 | | 12/19/2022 16:26 | WG1976658 |

Semi-Volatile Organic Compounds (GC) by Method 8015M

| Analyte | Result | Qualifier | RDL | Dilution | Analysis date / time | Batch |
|-------------------------|--------|-----------|----------|----------|----------------------|---------------------------|
| C10-C28 Diesel Range | 71.2 | | 1.00 | 10 | 12/13/2022 05:25 | WG1972343 |
| C28-C36 Motor Oil Range | 3.45 | | 1.00 | 10 | 12/13/2022 05:25 | WG1972343 |
| (S) <i>o</i> -Terphenyl | 0.000 | <u>J2</u> | 52.0-156 | | 12/13/2022 05:25 | WG1972343 |

Sample Narrative:

L1565834-05 WG1972343: Surrogate failure due to matrix interference

Method Blank (MB)

(MB) R3873038-1 12/15/22 01:45

| Analyte | MB Result | MB Qualifier | MB MDL | MB RDL |
|------------------|-----------|--------------|--------|--------|
| Dissolved Solids | U | | 10.0 | 10.0 |

¹Cp

²Tc

³Ss

L1565812-02 Original Sample (OS) • Duplicate (DUP)

(OS) L1565812-02 12/15/22 01:45 • (DUP) R3873038-3 12/15/22 01:45

| Analyte | Original Result | DUP Result | Dilution | DUP RPD | DUP Qualifier | DUP RPD Limits |
|------------------|-----------------|------------|----------|---------|---------------|----------------|
| Dissolved Solids | 778 | 786 | 1 | 1.02 | | 5 |

⁴Cn

⁵Sr

L1565812-03 Original Sample (OS) • Duplicate (DUP)

(OS) L1565812-03 12/15/22 01:45 • (DUP) R3873038-4 12/15/22 01:45

| Analyte | Original Result | DUP Result | Dilution | DUP RPD | DUP Qualifier | DUP RPD Limits |
|------------------|-----------------|------------|----------|---------|---------------|----------------|
| Dissolved Solids | 57.0 | 56.0 | 1 | 1.77 | | 5 |

⁶Qc

⁷Gl

⁸Al

Laboratory Control Sample (LCS)

(LCS) R3873038-2 12/15/22 01:45

| Analyte | Spike Amount | LCS Result | LCS Rec. | Rec. Limits | LCS Qualifier |
|------------------|--------------|------------|----------|-------------|---------------|
| Dissolved Solids | 8800 | 8470 | 96.3 | 77.3-123 | |

⁹Sc

Method Blank (MB)

(MB) R3872926-1 12/15/22 14:42

| Analyte | MB Result | MB Qualifier | MB MDL | MB RDL |
|------------------|-----------|--------------|--------|--------|
| Suspended Solids | U | | 2.50 | 2.50 |

¹Cp

²Tc

³Ss

L1565770-01 Original Sample (OS) • Duplicate (DUP)

(OS) L1565770-01 12/15/22 14:42 • (DUP) R3872926-3 12/15/22 14:42

| Analyte | Original Result | DUP Result | Dilution | DUP RPD | DUP Qualifier | DUP RPD Limits |
|------------------|-----------------|------------|----------|---------|---------------|----------------|
| Suspended Solids | 61.0 | 63.0 | 1 | 3.23 | | 5 |

⁴Cn

⁵Sr

⁶Qc

L1565793-03 Original Sample (OS) • Duplicate (DUP)

(OS) L1565793-03 12/15/22 14:42 • (DUP) R3872926-4 12/15/22 14:42

| Analyte | Original Result | DUP Result | Dilution | DUP RPD | DUP Qualifier | DUP RPD Limits |
|------------------|-----------------|------------|----------|---------|---------------|----------------|
| Suspended Solids | 558 | 568 | 1 | 1.78 | | 5 |

⁷Gl

⁸Al

⁹Sc

Laboratory Control Sample (LCS)

(LCS) R3872926-2 12/15/22 14:42

| Analyte | Spike Amount | LCS Result | LCS Rec. | Rec. Limits | LCS Qualifier |
|------------------|--------------|------------|----------|-------------|---------------|
| Suspended Solids | 773 | 808 | 105 | 85.7-114 | |

Method Blank (MB)

(MB) R3872927-1 12/15/22 18:06

| Analyte | MB Result | MB Qualifier | MB MDL | MB RDL |
|------------------|-----------|--------------|--------|--------|
| Suspended Solids | U | | 2.50 | 2.50 |

1 Cp

2 Tc

3 Ss

L1565834-05 Original Sample (OS) • Duplicate (DUP)

(OS) L1565834-05 12/15/22 18:06 • (DUP) R3872927-3 12/15/22 18:06

| Analyte | Original Result | DUP Result | Dilution | DUP RPD | DUP Qualifier | DUP RPD Limits |
|------------------|-----------------|------------|----------|---------|---------------|----------------|
| Suspended Solids | 149 | 144 | 1 | 3.55 | | 5 |

4 Cn

5 Sr

6 Qc

L1565960-01 Original Sample (OS) • Duplicate (DUP)

(OS) L1565960-01 12/15/22 18:06 • (DUP) R3872927-4 12/15/22 18:06

| Analyte | Original Result | DUP Result | Dilution | DUP RPD | DUP Qualifier | DUP RPD Limits |
|------------------|-----------------|------------|----------|---------|---------------|----------------|
| Suspended Solids | 50.8 | 56.0 | 1 | 9.74 | J3 | 5 |

7 Gl

8 Al

9 Sc

Laboratory Control Sample (LCS)

(LCS) R3872927-2 12/15/22 18:06

| Analyte | Spike Amount | LCS Result | LCS Rec. | Rec. Limits | LCS Qualifier |
|------------------|--------------|------------|----------|-------------|---------------|
| Suspended Solids | 773 | 812 | 105 | 85.7-114 | |

Method Blank (MB)

(MB) R3871222-2 12/13/22 11:40

| Analyte | MB Result | MB Qualifier | MB MDL | MB RDL |
|------------------------|-----------|--------------|--------|--------|
| Alkalinity | U | | 8.45 | 20.0 |
| Alkalinity,Bicarbonate | U | | 8.45 | 20.0 |
| Alkalinity,Carbonate | U | | 8.45 | 20.0 |

Sample Narrative:

BLANK: Endpoint pH 4.5

L1565834-01 Original Sample (OS) • Duplicate (DUP)

(OS) L1565834-01 12/13/22 12:10 • (DUP) R3871222-3 12/13/22 12:15

| Analyte | Original Result | DUP Result | Dilution | DUP RPD | DUP Qualifier | DUP RPD Limits |
|------------------------|-----------------|------------|----------|---------|---------------|----------------|
| Alkalinity | 1170 | 1180 | 1 | 0.650 | | 20 |
| Alkalinity,Bicarbonate | 1170 | 1180 | 1 | 0.650 | | 20 |
| Alkalinity,Carbonate | ND | ND | 1 | 0.000 | | 20 |

Sample Narrative:

OS: Endpoint pH 4.5 Headspace

DUP: Endpoint pH 4.5

L1566241-06 Original Sample (OS) • Duplicate (DUP)

(OS) L1566241-06 12/13/22 13:24 • (DUP) R3871222-4 12/13/22 13:29

| Analyte | Original Result | DUP Result | Dilution | DUP RPD | DUP Qualifier | DUP RPD Limits |
|------------------------|-----------------|------------|----------|---------|---------------|----------------|
| Alkalinity | 68.3 | 71.7 | 1 | 4.87 | | 20 |
| Alkalinity,Bicarbonate | 68.3 | 71.7 | 1 | 4.87 | | 20 |
| Alkalinity,Carbonate | ND | ND | 1 | 0.000 | | 20 |

Sample Narrative:

OS: Endpoint pH 4.5 Headspace

DUP: Endpoint pH 4.5



Laboratory Control Sample (LCS)

(LCS) R3871222-1 12/13/22 11:34

| Analyte | Spike Amount mg/l | LCS Result mg/l | LCS Rec. % | Rec. Limits % | <u>LCS Qualifier</u> |
|------------|----------------------|--------------------|---------------|------------------|----------------------|
| Alkalinity | 100 | 104 | 104 | 90.0-110 | |

Sample Narrative:

LCS: Endpoint pH 4.5

¹Cp

²Tc

³Ss

⁴Cn

⁵Sr

⁶Qc

⁷Gl

⁸Al

⁹Sc

Method Blank (MB)

(MB) R3871676-2 12/14/22 08:31

| Analyte | MB Result | MB Qualifier | MB MDL | MB RDL |
|------------------------|-----------|--------------|--------|--------|
| | mg/l | | mg/l | mg/l |
| Alkalinity | U | | 8.45 | 20.0 |
| Alkalinity,Bicarbonate | U | | 8.45 | 20.0 |
| Alkalinity,Carbonate | U | | 8.45 | 20.0 |

Sample Narrative:

BLANK: Endpoint pH 4.5

L1565533-03 Original Sample (OS) • Duplicate (DUP)

(OS) L1565533-03 12/14/22 09:03 • (DUP) R3871676-3 12/14/22 09:09

| Analyte | Original Result | DUP Result | Dilution | DUP RPD | DUP Qualifier | DUP RPD Limits |
|------------------------|-----------------|------------|----------|---------|---------------|----------------|
| | mg/l | mg/l | | % | | % |
| Alkalinity | 111 | 110 | 1 | 0.941 | | 20 |
| Alkalinity,Bicarbonate | 111 | 110 | 1 | 0.941 | | 20 |
| Alkalinity,Carbonate | ND | ND | 1 | 0.000 | | 20 |

Sample Narrative:

OS: Endpoint pH 4.5 Headspace

DUP: Endpoint pH 4.5

L1565830-02 Original Sample (OS) • Duplicate (DUP)

(OS) L1565830-02 12/14/22 11:10 • (DUP) R3871676-4 12/14/22 11:14

| Analyte | Original Result | DUP Result | Dilution | DUP RPD | DUP Qualifier | DUP RPD Limits |
|------------------------|-----------------|------------|----------|---------|---------------|----------------|
| | mg/l | mg/l | | % | | % |
| Alkalinity | ND | ND | 1 | 0.000 | | 20 |
| Alkalinity,Bicarbonate | ND | ND | 1 | 0.000 | | 20 |
| Alkalinity,Carbonate | ND | ND | 1 | 0.000 | | 20 |

Sample Narrative:

OS: Endpoint pH 4.5 Headspace

DUP: Endpoint pH 4.5



Laboratory Control Sample (LCS)

(LCS) R3871676-1 12/14/22 08:24

| Analyte | Spike Amount mg/l | LCS Result mg/l | LCS Rec. % | Rec. Limits % | <u>LCS Qualifier</u> |
|------------|----------------------|--------------------|---------------|------------------|----------------------|
| Alkalinity | 100 | 103 | 103 | 90.0-110 | |

Sample Narrative:

LCS: Endpoint pH 4.5

¹Cp

²Tc

³Ss

⁴Cn

⁵Sr

⁶Qc

⁷Gl

⁸Al

⁹Sc

Method Blank (MB)

(MB) R3872091-1 12/15/22 10:13

| Analyte | MB Result | MB Qualifier | MB MDL | MB RDL |
|-----------------|-----------|--------------|--------|--------|
| Nitrate-Nitrite | U | | 0.0500 | 0.100 |

¹Cp

²Tc

³Ss

⁴Cn

⁵Sr

⁶Qc

⁷Gl

⁸Al

⁹Sc

L1565830-02 Original Sample (OS) • Duplicate (DUP)

(OS) L1565830-02 12/15/22 10:15 • (DUP) R3872091-3 12/15/22 10:17

| Analyte | Original Result | DUP Result | Dilution | DUP RPD | DUP Qualifier | DUP RPD Limits |
|-----------------|-----------------|------------|----------|---------|---------------|----------------|
| Nitrate-Nitrite | ND | ND | 1 | 0.000 | | 20 |

L1565964-01 Original Sample (OS) • Duplicate (DUP)

(OS) L1565964-01 12/15/22 10:34 • (DUP) R3872091-6 12/15/22 10:36

| Analyte | Original Result | DUP Result | Dilution | DUP RPD | DUP Qualifier | DUP RPD Limits |
|-----------------|-----------------|------------|----------|---------|---------------|----------------|
| Nitrate-Nitrite | ND | ND | 1 | 0.000 | | 20 |

Laboratory Control Sample (LCS)

(LCS) R3872091-2 12/15/22 10:14

| Analyte | Spike Amount | LCS Result | LCS Rec. | Rec. Limits | LCS Qualifier |
|-----------------|--------------|------------|----------|-------------|---------------|
| Nitrate-Nitrite | 2.50 | 2.65 | 106 | 90.0-110 | |

L1565830-02 Original Sample (OS) • Matrix Spike (MS) • Matrix Spike Duplicate (MSD)

(OS) L1565830-02 12/15/22 10:15 • (MS) R3872091-4 12/15/22 10:18 • (MSD) R3872091-5 12/15/22 10:19

| Analyte | Spike Amount | Original Result | MS Result | MSD Result | MS Rec. | MSD Rec. | Dilution | Rec. Limits | MS Qualifier | MSD Qualifier | RPD | RPD Limits |
|-----------------|--------------|-----------------|-----------|------------|---------|----------|----------|-------------|--------------|---------------|-------|------------|
| Nitrate-Nitrite | 2.50 | ND | 2.71 | 2.70 | 108 | 108 | 1 | 90.0-110 | | | 0.370 | 20 |

L1565964-01 Original Sample (OS) • Matrix Spike (MS)

(OS) L1565964-01 12/15/22 10:34 • (MS) R3872091-7 12/15/22 10:37

| Analyte | Spike Amount | Original Result | MS Result | MS Rec. | Dilution | Rec. Limits | MS Qualifier |
|-----------------|--------------|-----------------|-----------|---------|----------|-------------|--------------|
| Nitrate-Nitrite | 2.50 | ND | 2.70 | 108 | 1 | 90.0-110 | |

Method Blank (MB)

(MB) R3872441-1 12/15/22 20:08

| Analyte | MB Result | MB Qualifier | MB MDL | MB RDL |
|------------------|-----------|--------------|--------|--------|
| Phosphorus,Total | U | | 0.0350 | 0.100 |

¹Cp

²Tc

³Ss

⁴Cn

⁵Sr

⁶Qc

⁷Gl

⁸Al

⁹Sc

L1565864-01 Original Sample (OS) • Duplicate (DUP)

(OS) L1565864-01 12/15/22 20:31 • (DUP) R3872441-3 12/15/22 20:32

| Analyte | Original Result | DUP Result | Dilution | DUP RPD | DUP Qualifier | DUP RPD Limits |
|------------------|-----------------|------------|----------|---------|---------------|----------------|
| Phosphorus,Total | 1.19 | 1.13 | 1 | 5.17 | | 20 |

L1566131-01 Original Sample (OS) • Duplicate (DUP)

(OS) L1566131-01 12/15/22 20:38 • (DUP) R3872441-6 12/15/22 20:39

| Analyte | Original Result | DUP Result | Dilution | DUP RPD | DUP Qualifier | DUP RPD Limits |
|------------------|-----------------|------------|----------|---------|---------------|----------------|
| Phosphorus,Total | ND | ND | 1 | 21.3 | P1 | 20 |

Laboratory Control Sample (LCS)

(LCS) R3872441-2 12/15/22 20:09

| Analyte | Spike Amount | LCS Result | LCS Rec. | Rec. Limits | LCS Qualifier |
|------------------|--------------|------------|----------|-------------|---------------|
| Phosphorus,Total | 1.17 | 1.27 | 109 | 83.2-116 | |

L1565864-01 Original Sample (OS) • Matrix Spike (MS) • Matrix Spike Duplicate (MSD)

(OS) L1565864-01 12/15/22 20:31 • (MS) R3872441-4 12/15/22 20:33 • (MSD) R3872441-5 12/15/22 20:34

| Analyte | Spike Amount | Original Result | MS Result | MSD Result | MS Rec. | MSD Rec. | Dilution | Rec. Limits | MS Qualifier | MSD Qualifier | RPD | RPD Limits |
|------------------|--------------|-----------------|-----------|------------|---------|----------|----------|-------------|--------------|---------------|------|------------|
| Phosphorus,Total | 2.50 | 1.19 | 3.90 | 3.63 | 108 | 97.6 | 1 | 90.0-110 | | | 7.17 | 20 |

L1566295-01 Original Sample (OS) • Duplicate (DUP)

(OS) L1566295-01 12/13/22 10:10 • (DUP) R3871026-4 12/13/22 10:10

| Analyte | Original Result | DUP Result | Dilution | DUP RPD | DUP Qualifier | DUP RPD Limits |
|---------|-----------------|------------|----------|---------|---------------|----------------|
| pH | 4.79 | 4.78 | 1 | 0.209 | | 1 |

Sample Narrative:

OS: 4.79 at 19.1C
DUP: 4.78 at 18.9C

Laboratory Control Sample (LCS)

(LCS) R3871026-1 12/13/22 10:10

| Analyte | Spike Amount | LCS Result | LCS Rec. | Rec. Limits | LCS Qualifier |
|---------|--------------|------------|----------|-------------|---------------|
| pH | 10.0 | 9.91 | 99.1 | 99.0-101 | |

Sample Narrative:

LCS: 9.91 at 20.8C

- ¹Cp
- ²Tc
- ³Ss
- ⁴Cn
- ⁵Sr
- ⁶Qc
- ⁷Gl
- ⁸Al
- ⁹Sc

L1566749-01 Original Sample (OS) • Duplicate (DUP)

(OS) L1566749-01 12/14/22 15:16 • (DUP) R3871775-2 12/14/22 15:16

| Analyte | Original Result | DUP Result | Dilution | DUP RPD | <u>DUP Qualifier</u> | DUP RPD Limits |
|---------|-----------------|------------|----------|---------|----------------------|----------------|
| pH | 6.60 | 6.60 | 1 | 0.000 | | 1 |

Sample Narrative:

OS: 6.6 at 19.4C

DUP: 6.6 at 19.4C

Laboratory Control Sample (LCS)

(LCS) R3871775-1 12/14/22 15:16

| Analyte | Spike Amount | LCS Result | LCS Rec. | Rec. Limits | <u>LCS Qualifier</u> |
|---------|--------------|------------|----------|-------------|----------------------|
| pH | 10.0 | 9.90 | 99.0 | 99.0-101 | |

Sample Narrative:

LCS: 9.9 at 20.5C

¹Cp

²Tc

³Ss

⁴Cn

⁵Sr

⁶Qc

⁷Gl

⁸Al

⁹Sc

Method Blank (MB)

(MB) R3870669-1 12/12/22 10:39

| Analyte | MB Result | MB Qualifier | MB MDL | MB RDL |
|----------------------|-----------|--------------|--------|--------|
| Specific Conductance | U | | 10.0 | 10.0 |

Sample Narrative:

BLANK: at 25C

L1565373-01 Original Sample (OS) • Duplicate (DUP)

(OS) L1565373-01 12/12/22 10:39 • (DUP) R3870669-3 12/12/22 10:39

| Analyte | Original Result | DUP Result | Dilution | DUP RPD | DUP Qualifier | DUP RPD Limits |
|----------------------|-----------------|------------|----------|---------|---------------|----------------|
| Specific Conductance | 743 | 740 | 1 | 0.405 | | 20 |

Sample Narrative:

OS: at 25C

DUP: at 25C

L1565834-05 Original Sample (OS) • Duplicate (DUP)

(OS) L1565834-05 12/12/22 10:39 • (DUP) R3870669-4 12/12/22 10:39

| Analyte | Original Result | DUP Result | Dilution | DUP RPD | DUP Qualifier | DUP RPD Limits |
|----------------------|-----------------|------------|----------|---------|---------------|----------------|
| Specific Conductance | 22700 | 22600 | 1 | 0.485 | | 20 |

Sample Narrative:

OS: at 25C

DUP: at 25C

Laboratory Control Sample (LCS)

(LCS) R3870669-2 12/12/22 10:39

| Analyte | Spike Amount | LCS Result | LCS Rec. | Rec. Limits | LCS Qualifier |
|----------------------|--------------|------------|----------|-------------|---------------|
| Specific Conductance | 1120 | 1100 | 97.9 | 85.0-115 | |

Sample Narrative:

LCS: at 25C

¹Cp

²Tc

³Ss

⁴Cn

⁵Sr

⁶Qc

⁷Gl

⁸Al

⁹Sc

Method Blank (MB)

(MB) R3870467-1 12/09/22 20:05

| Analyte | MB Result | MB Qualifier | MB MDL | MB RDL |
|----------|-----------|--------------|--------|--------|
| | mg/l | | mg/l | mg/l |
| Bromide | U | | 0.353 | 1.00 |
| Chloride | U | | 0.379 | 1.00 |
| Fluoride | U | | 0.0640 | 0.150 |
| Nitrate | U | | 0.0480 | 0.100 |
| Nitrite | U | | 0.0420 | 0.100 |
| Sulfate | U | | 0.594 | 5.00 |

¹Cp

²Tc

³Ss

⁴Cn

⁵Sr

⁶Qc

⁷Gl

⁸Al

⁹Sc

L1565809-02 Original Sample (OS) • Duplicate (DUP)

(OS) L1565809-02 12/09/22 21:20 • (DUP) R3870467-3 12/09/22 21:33

| Analyte | Original Result | DUP Result | Dilution | DUP RPD | DUP Qualifier | DUP RPD Limits |
|----------|-----------------|------------|----------|---------|---------------|----------------|
| | mg/l | mg/l | | % | | % |
| Chloride | 12.4 | 12.4 | 1 | 0.233 | | 15 |
| Nitrate | 1.07 | 1.06 | 1 | 0.599 | | 15 |

L1565812-08 Original Sample (OS) • Duplicate (DUP)

(OS) L1565812-08 12/10/22 00:27 • (DUP) R3870467-6 12/10/22 01:05

| Analyte | Original Result | DUP Result | Dilution | DUP RPD | DUP Qualifier | DUP RPD Limits |
|----------|-----------------|------------|----------|---------|---------------|----------------|
| | mg/l | mg/l | | % | | % |
| Bromide | 1.32 | 1.27 | 1 | 4.02 | | 15 |
| Chloride | 3.62 | 3.63 | 1 | 0.235 | | 15 |
| Fluoride | ND | ND | 1 | 0.000 | | 15 |
| Nitrate | 5.05 | 5.05 | 1 | 0.0871 | | 15 |
| Nitrite | ND | ND | 1 | 0.000 | | 15 |
| Sulfate | ND | ND | 1 | 0.000 | | 15 |

Laboratory Control Sample (LCS)

(LCS) R3870467-2 12/09/22 20:18

| Analyte | Spike Amount | LCS Result | LCS Rec. | Rec. Limits | LCS Qualifier |
|----------|--------------|------------|----------|-------------|---------------|
| | mg/l | mg/l | % | % | |
| Bromide | 40.0 | 40.4 | 101 | 80.0-120 | |
| Chloride | 40.0 | 40.6 | 102 | 80.0-120 | |
| Fluoride | 8.00 | 8.56 | 107 | 80.0-120 | |
| Nitrate | 8.00 | 7.93 | 99.2 | 80.0-120 | |
| Nitrite | 8.00 | 8.25 | 103 | 80.0-120 | |

Laboratory Control Sample (LCS)

(LCS) R3870467-2 12/09/22 20:18

| Analyte | Spike Amount | LCS Result | LCS Rec. | Rec. Limits | <u>LCS Qualifier</u> |
|---------|--------------|------------|----------|-------------|----------------------|
| | mg/l | mg/l | % | % | |
| Sulfate | 40.0 | 40.9 | 102 | 80.0-120 | |

L1565809-02 Original Sample (OS) • Matrix Spike (MS) • Matrix Spike Duplicate (MSD)

(OS) L1565809-02 12/09/22 21:20 • (MS) R3870467-4 12/09/22 21:45 • (MSD) R3870467-5 12/09/22 21:58

| Analyte | Spike Amount | Original Result | MS Result | MSD Result | MS Rec. | MSD Rec. | Dilution | Rec. Limits | <u>MS Qualifier</u> | <u>MSD Qualifier</u> | RPD | RPD Limits |
|----------|--------------|-----------------|-----------|------------|---------|----------|----------|-------------|---------------------|----------------------|-------|------------|
| | mg/l | mg/l | mg/l | mg/l | % | % | | % | | | % | % |
| Chloride | 50.0 | 12.4 | 64.5 | 64.8 | 104 | 105 | 1 | 80.0-120 | | | 0.453 | 15 |
| Nitrate | 5.00 | 1.07 | 6.32 | 6.34 | 105 | 105 | 1 | 80.0-120 | | | 0.316 | 15 |

L1565812-08 Original Sample (OS) • Matrix Spike (MS)

(OS) L1565812-08 12/10/22 00:27 • (MS) R3870467-7 12/10/22 01:17

| Analyte | Spike Amount | Original Result | MS Result | MS Rec. | Dilution | Rec. Limits | <u>MS Qualifier</u> |
|----------|--------------|-----------------|-----------|---------|----------|-------------|---------------------|
| | mg/l | mg/l | mg/l | % | | % | |
| Bromide | 50.0 | 1.32 | 52.8 | 103 | 1 | 80.0-120 | |
| Chloride | 50.0 | 3.62 | 55.9 | 105 | 1 | 80.0-120 | |
| Fluoride | 5.00 | ND | 5.79 | 116 | 1 | 80.0-120 | |
| Nitrate | 5.00 | 5.05 | 10.1 | 101 | 1 | 80.0-120 | |
| Nitrite | 5.00 | ND | 5.37 | 107 | 1 | 80.0-120 | |
| Sulfate | 50.0 | ND | 52.4 | 105 | 1 | 80.0-120 | |

1 Cp

2 Tc

3 Ss

4 Cn

5 Sr

6 Qc

7 Gl

8 Al

9 Sc

Method Blank (MB)

(MB) R3873907-1 12/20/22 11:57

| Analyte | MB Result | MB Qualifier | MB MDL | MB RDL |
|-----------|-----------|--------------|----------|---------|
| | mg/l | | mg/l | mg/l |
| Barium | U | | 0.000736 | 0.00500 |
| Boron | U | | 0.0200 | 0.200 |
| Calcium | U | | 0.0793 | 1.00 |
| Iron | U | | 0.0180 | 0.100 |
| Magnesium | U | | 0.0853 | 1.00 |
| Manganese | U | | 0.000934 | 0.0100 |
| Potassium | U | | 0.261 | 2.00 |
| Selenium | U | | 0.00735 | 0.0100 |
| Sodium | U | | 0.504 | 3.00 |
| Strontium | U | | 0.000640 | 0.0100 |

¹Cp

²Tc

³Ss

⁴Cn

⁵Sr

⁶Qc

Laboratory Control Sample (LCS)

(LCS) R3873907-2 12/20/22 12:00

| Analyte | Spike Amount | LCS Result | LCS Rec. | Rec. Limits | LCS Qualifier |
|-----------|--------------|------------|----------|-------------|---------------|
| | mg/l | mg/l | % | % | |
| Barium | 1.00 | 1.01 | 101 | 80.0-120 | |
| Boron | 1.00 | 0.975 | 97.5 | 80.0-120 | |
| Calcium | 10.0 | 9.86 | 98.6 | 80.0-120 | |
| Iron | 10.0 | 9.82 | 98.2 | 80.0-120 | |
| Magnesium | 10.0 | 9.98 | 99.8 | 80.0-120 | |
| Manganese | 1.00 | 0.952 | 95.2 | 80.0-120 | |
| Potassium | 10.0 | 10.2 | 102 | 80.0-120 | |
| Selenium | 1.00 | 0.943 | 94.3 | 80.0-120 | |
| Sodium | 10.0 | 10.2 | 102 | 80.0-120 | |
| Strontium | 1.00 | 0.963 | 96.3 | 80.0-120 | |

⁷Gl

⁸Al

⁹Sc

L1567716-01 Original Sample (OS) • Matrix Spike (MS) • Matrix Spike Duplicate (MSD)

(OS) L1567716-01 12/20/22 12:03 • (MS) R3873907-4 12/20/22 12:08 • (MSD) R3873907-5 12/20/22 12:11

| Analyte | Spike Amount | Original Result | MS Result | MSD Result | MS Rec. | MSD Rec. | Dilution | Rec. Limits | MS Qualifier | MSD Qualifier | RPD | RPD Limits |
|-----------|--------------|-----------------|-----------|------------|---------|----------|----------|-------------|--------------|---------------|------|------------|
| | mg/l | mg/l | mg/l | mg/l | % | % | | % | | | % | % |
| Barium | 1.00 | 0.314 | 1.31 | 1.30 | 100 | 98.3 | 1 | 75.0-125 | | | 1.35 | 20 |
| Boron | 1.00 | 0.460 | 1.39 | 1.37 | 93.4 | 91.3 | 1 | 75.0-125 | | | 1.46 | 20 |
| Calcium | 10.0 | 31.5 | 41.3 | 40.9 | 98.1 | 93.5 | 1 | 75.0-125 | | | 1.13 | 20 |
| Iron | 10.0 | 2.93 | 12.3 | 12.2 | 93.8 | 92.3 | 1 | 75.0-125 | | | 1.26 | 20 |
| Magnesium | 10.0 | 17.0 | 26.5 | 26.2 | 95.7 | 92.7 | 1 | 75.0-125 | | | 1.16 | 20 |
| Manganese | 1.00 | 0.0427 | 0.962 | 0.942 | 91.9 | 89.9 | 1 | 75.0-125 | | | 2.10 | 20 |
| Potassium | 10.0 | 2.19 | 12.2 | 12.0 | 100 | 98.5 | 1 | 75.0-125 | | | 1.48 | 20 |

L1567716-01 Original Sample (OS) • Matrix Spike (MS) • Matrix Spike Duplicate (MSD)

(OS) L1567716-01 12/20/22 12:03 • (MS) R3873907-4 12/20/22 12:08 • (MSD) R3873907-5 12/20/22 12:11

| Analyte | Spike Amount mg/l | Original Result mg/l | MS Result mg/l | MSD Result mg/l | MS Rec. % | MSD Rec. % | Dilution | Rec. Limits % | MS Qualifier | MSD Qualifier | RPD % | RPD Limits % |
|-----------|----------------------|-------------------------|-------------------|--------------------|--------------|---------------|----------|------------------|--------------|---------------|----------|-----------------|
| Selenium | 1.00 | ND | 0.937 | 0.922 | 93.7 | 92.2 | 1 | 75.0-125 | | | 1.58 | 20 |
| Sodium | 10.0 | 232 | 239 | 237 | 64.0 | 50.6 | 1 | 75.0-125 | √ | √ | 0.564 | 20 |
| Strontium | 1.00 | 0.349 | 1.33 | 1.32 | 98.6 | 97.4 | 1 | 75.0-125 | | | 0.874 | 20 |

- 1 Cp
- 2 Tc
- 3 Ss
- 4 Cn
- 5 Sr
- 6 Qc
- 7 Gl
- 8 Al
- 9 Sc

Method Blank (MB)

(MB) R3874341-1 12/21/22 08:52

| Analyte | MB Result | MB Qualifier | MB MDL | MB RDL |
|-----------|-----------|--------------|----------|---------|
| | mg/l | | mg/l | mg/l |
| Barium | U | | 0.000736 | 0.00500 |
| Boron | U | | 0.0200 | 0.200 |
| Calcium | U | | 0.0793 | 1.00 |
| Iron | U | | 0.0180 | 0.100 |
| Magnesium | U | | 0.0853 | 1.00 |
| Manganese | U | | 0.000934 | 0.0100 |
| Potassium | U | | 0.261 | 2.00 |
| Selenium | U | | 0.00735 | 0.0100 |
| Sodium | 0.895 | U | 0.504 | 3.00 |
| Strontium | U | | 0.000640 | 0.0100 |

¹Cp

²Tc

³Ss

⁴Cn

⁵Sr

⁶Qc

Laboratory Control Sample (LCS)

(LCS) R3874341-2 12/21/22 08:54

| Analyte | Spike Amount | LCS Result | LCS Rec. | Rec. Limits | LCS Qualifier |
|-----------|--------------|------------|----------|-------------|---------------|
| | mg/l | mg/l | % | % | |
| Barium | 1.00 | 1.01 | 101 | 80.0-120 | |
| Boron | 1.00 | 0.984 | 98.4 | 80.0-120 | |
| Calcium | 10.0 | 9.89 | 98.9 | 80.0-120 | |
| Iron | 10.0 | 9.86 | 98.6 | 80.0-120 | |
| Magnesium | 10.0 | 9.90 | 99.0 | 80.0-120 | |
| Manganese | 1.00 | 0.951 | 95.1 | 80.0-120 | |
| Potassium | 10.0 | 9.72 | 97.2 | 80.0-120 | |
| Selenium | 1.00 | 0.986 | 98.6 | 80.0-120 | |
| Sodium | 10.0 | 9.90 | 99.0 | 80.0-120 | |
| Strontium | 1.00 | 0.998 | 99.8 | 80.0-120 | |

⁷Gl

⁸Al

⁹Sc

L1565747-01 Original Sample (OS) • Matrix Spike (MS) • Matrix Spike Duplicate (MSD)

(OS) L1565747-01 12/21/22 08:57 • (MS) R3874341-4 12/21/22 09:03 • (MSD) R3874341-5 12/21/22 09:06

| Analyte | Spike Amount | Original Result | MS Result | MSD Result | MS Rec. | MSD Rec. | Dilution | Rec. Limits | MS Qualifier | MSD Qualifier | RPD | RPD Limits |
|-----------|--------------|-----------------|-----------|------------|---------|----------|----------|-------------|--------------|---------------|------|------------|
| | mg/l | mg/l | mg/l | mg/l | % | % | | % | | | % | % |
| Barium | 1.00 | 0.219 | 1.28 | 1.22 | 107 | 99.8 | 1 | 75.0-125 | | | 5.37 | 20 |
| Boron | 1.00 | 85.8 | 98.4 | 95.8 | 1260 | 998 | 1 | 75.0-125 | <u>E V</u> | <u>E V</u> | 2.71 | 20 |
| Calcium | 10.0 | 183 | 216 | 211 | 328 | 271 | 1 | 75.0-125 | <u>V</u> | <u>V</u> | 2.69 | 20 |
| Iron | 10.0 | 20.8 | 36.4 | 35.4 | 156 | 146 | 1 | 75.0-125 | <u>J5</u> | <u>J5</u> | 2.81 | 20 |
| Magnesium | 10.0 | 196 | 234 | 226 | 386 | 303 | 1 | 75.0-125 | <u>V</u> | <u>V</u> | 3.60 | 20 |
| Manganese | 1.00 | 5.31 | 7.00 | 6.79 | 169 | 148 | 1 | 75.0-125 | <u>V</u> | <u>V</u> | 3.14 | 20 |
| Potassium | 10.0 | 555 | 632 | 615 | 771 | 605 | 1 | 75.0-125 | <u>E V</u> | <u>E V</u> | 2.66 | 20 |

L1565747-01 Original Sample (OS) • Matrix Spike (MS) • Matrix Spike Duplicate (MSD)

(OS) L1565747-01 12/21/22 08:57 • (MS) R3874341-4 12/21/22 09:03 • (MSD) R3874341-5 12/21/22 09:06

| Analyte | Spike Amount mg/l | Original Result mg/l | MS Result mg/l | MSD Result mg/l | MS Rec. % | MSD Rec. % | Dilution | Rec. Limits % | MS Qualifier | MSD Qualifier | RPD % | RPD Limits % |
|-----------|----------------------|-------------------------|-------------------|--------------------|--------------|---------------|----------|------------------|--------------|---------------|----------|-----------------|
| Selenium | 1.00 | 0.137 | 1.63 | 1.56 | 149 | 142 | 1 | 75.0-125 | <u>J5</u> | <u>J5</u> | 4.16 | 20 |
| Sodium | 10.0 | 1250 | 1420 | 1390 | 1690 | 1340 | 1 | 75.0-125 | <u>EV</u> | <u>EV</u> | 2.50 | 20 |
| Strontium | 1.00 | 1.73 | 3.00 | 2.90 | 127 | 117 | 1 | 75.0-125 | <u>J5</u> | | 3.35 | 20 |

- 1 Cp
- 2 Tc
- 3 Ss
- 4 Cn
- 5 Sr
- 6 Qc
- 7 Gl
- 8 Al
- 9 Sc

Method Blank (MB)

(MB) R3871643-2 12/13/22 21:22

| Analyte | MB Result mg/l | MB Qualifier | MB MDL mg/l | MB RDL mg/l |
|---|-------------------|--------------|----------------|----------------|
| TPH (GC/FID) Low Fraction | U | | 0.0314 | 0.100 |
| ^(S) a,a,a-Trifluorotoluene(FID) | 102 | | | 78.0-120 |

Laboratory Control Sample (LCS)

(LCS) R3871643-1 12/13/22 19:43

| Analyte | Spike Amount mg/l | LCS Result mg/l | LCS Rec. % | Rec. Limits % | LCS Qualifier |
|---|----------------------|--------------------|---------------|------------------|---------------|
| TPH (GC/FID) Low Fraction | 5.50 | 5.28 | 96.0 | 72.0-127 | |
| ^(S) a,a,a-Trifluorotoluene(FID) | | | 85.8 | 78.0-120 | |

- 1 Cp
- 2 Tc
- 3 Ss
- 4 Cn
- 5 Sr
- 6 Qc
- 7 Gl
- 8 Al
- 9 Sc

Method Blank (MB)

(MB) R3872294-2 12/15/22 11:05

| Analyte | MB Result mg/l | MB Qualifier | MB MDL mg/l | MB RDL mg/l |
|---|-------------------|--------------|----------------|----------------|
| TPH (GC/FID) Low Fraction | U | | 0.0314 | 0.100 |
| ^(S) a,a,a-Trifluorotoluene(FID) | 104 | | | 78.0-120 |

Laboratory Control Sample (LCS)

(LCS) R3872294-1 12/15/22 09:36

| Analyte | Spike Amount mg/l | LCS Result mg/l | LCS Rec. % | Rec. Limits % | LCS Qualifier |
|---|----------------------|--------------------|---------------|------------------|---------------|
| TPH (GC/FID) Low Fraction | 5.50 | 5.15 | 93.6 | 72.0-127 | |
| ^(S) a,a,a-Trifluorotoluene(FID) | | | 94.5 | 78.0-120 | |

- 1 Cp
- 2 Tc
- 3 Ss
- 4 Cn
- 5 Sr
- 6 Qc
- 7 Gl
- 8 Al
- 9 Sc

Method Blank (MB)

(MB) R3871360-3 12/13/22 11:28

| Analyte | MB Result mg/l | MB Qualifier | MB MDL mg/l | MB RDL mg/l |
|---------------------------|-------------------|--------------|----------------|----------------|
| Benzene | U | | 0.0000941 | 0.00100 |
| Toluene | U | | 0.000278 | 0.00100 |
| Ethylbenzene | U | | 0.000137 | 0.00100 |
| Xylenes, Total | U | | 0.000174 | 0.00300 |
| Naphthalene | U | | 0.00100 | 0.00500 |
| (S) Toluene-d8 | 108 | | | 80.0-120 |
| (S) 4-Bromofluorobenzene | 102 | | | 77.0-126 |
| (S) 1,2-Dichloroethane-d4 | 103 | | | 70.0-130 |

Laboratory Control Sample (LCS) • Laboratory Control Sample Duplicate (LCSD)

(LCS) R3871360-1 12/13/22 10:26 • (LCSD) R3871360-2 12/13/22 10:47

| Analyte | Spike Amount mg/l | LCS Result mg/l | LCSD Result mg/l | LCS Rec. % | LCSD Rec. % | Rec. Limits % | LCS Qualifier | LCSD Qualifier | RPD % | RPD Limits % |
|---------------------------|----------------------|--------------------|---------------------|---------------|----------------|------------------|---------------|----------------|----------|-----------------|
| Benzene | 0.00500 | 0.00495 | 0.00483 | 99.0 | 96.6 | 70.0-123 | | | 2.45 | 20 |
| Toluene | 0.00500 | 0.00512 | 0.00504 | 102 | 101 | 79.0-120 | | | 1.57 | 20 |
| Ethylbenzene | 0.00500 | 0.00503 | 0.00502 | 101 | 100 | 79.0-123 | | | 0.199 | 20 |
| Xylenes, Total | 0.0150 | 0.0153 | 0.0151 | 102 | 101 | 79.0-123 | | | 1.32 | 20 |
| Naphthalene | 0.00500 | 0.00345 | 0.00374 | 69.0 | 74.8 | 54.0-135 | | | 8.07 | 20 |
| (S) Toluene-d8 | | | | 107 | 104 | 80.0-120 | | | | |
| (S) 4-Bromofluorobenzene | | | | 102 | 99.1 | 77.0-126 | | | | |
| (S) 1,2-Dichloroethane-d4 | | | | 103 | 106 | 70.0-130 | | | | |

1 Cp

2 Tc

3 Ss

4 Cn

5 Sr

6 Qc

7 Gl

8 Al

9 Sc

Method Blank (MB)

(MB) R3873557-2 12/19/22 11:31

| Analyte | MB Result mg/l | MB Qualifier | MB MDL mg/l | MB RDL mg/l |
|---------------------------|-------------------|--------------|----------------|----------------|
| Toluene | U | | 0.000278 | 0.00100 |
| (S) Toluene-d8 | 108 | | | 80.0-120 |
| (S) 4-Bromofluorobenzene | 107 | | | 77.0-126 |
| (S) 1,2-Dichloroethane-d4 | 101 | | | 70.0-130 |

Laboratory Control Sample (LCS) • Laboratory Control Sample Duplicate (LCSD)

(LCS) R3873557-1 12/19/22 09:08 • (LCSD) R3873557-3 12/19/22 14:44

| Analyte | Spike Amount mg/l | LCS Result mg/l | LCSD Result mg/l | LCS Rec. % | LCSD Rec. % | Rec. Limits % | LCS Qualifier | LCSD Qualifier | RPD % | RPD Limits % |
|---------------------------|----------------------|--------------------|---------------------|---------------|----------------|------------------|---------------|----------------|----------|-----------------|
| Toluene | 0.00500 | 0.00555 | 0.00567 | 111 | 113 | 79.0-120 | | | 2.14 | 20 |
| (S) Toluene-d8 | | | | 101 | 103 | 80.0-120 | | | | |
| (S) 4-Bromofluorobenzene | | | | 110 | 105 | 77.0-126 | | | | |
| (S) 1,2-Dichloroethane-d4 | | | | 103 | 101 | 70.0-130 | | | | |

1 Cp

2 Tc

3 Ss

4 Cn

5 Sr

6 Qc

7 Gl

8 Al

9 Sc

Method Blank (MB)

(MB) R3870527-1 12/11/22 04:43

| Analyte | MB Result mg/l | MB Qualifier | MB MDL mg/l | MB RDL mg/l |
|-------------------------|-------------------|--------------|----------------|----------------|
| C10-C28 Diesel Range | 0.0355 | ↓ | 0.0222 | 0.100 |
| C28-C36 Motor Oil Range | U | | 0.0118 | 0.100 |
| (S) o-Terphenyl | 75.5 | | | 52.0-156 |

Laboratory Control Sample (LCS) • Laboratory Control Sample Duplicate (LCSD)

(LCS) R3870527-2 12/11/22 05:04 • (LCSD) R3870527-3 12/11/22 05:26

| Analyte | Spike Amount mg/l | LCS Result mg/l | LCSD Result mg/l | LCS Rec. % | LCSD Rec. % | Rec. Limits % | LCS Qualifier | LCSD Qualifier | RPD % | RPD Limits % |
|----------------------|----------------------|--------------------|---------------------|---------------|----------------|------------------|---------------|----------------|----------|-----------------|
| C10-C28 Diesel Range | 1.50 | 1.69 | 1.66 | 113 | 111 | 50.0-150 | | | 1.79 | 20 |
| (S) o-Terphenyl | | | | 57.5 | 64.0 | 52.0-156 | | | | |

- 1 Cp
- 2 Tc
- 3 Ss
- 4 Cn
- 5 Sr
- 6 Qc
- 7 Gl
- 8 Al
- 9 Sc

GLOSSARY OF TERMS

Guide to Reading and Understanding Your Laboratory Report

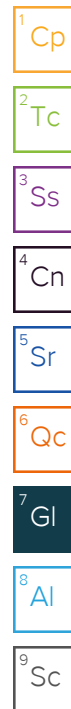
The information below is designed to better explain the various terms used in your report of analytical results from the Laboratory. This is not intended as a comprehensive explanation, and if you have additional questions please contact your project representative.

Results Disclaimer - Information that may be provided by the customer, and contained within this report, include Permit Limits, Project Name, Sample ID, Sample Matrix, Sample Preservation, Field Blanks, Field Spikes, Field Duplicates, On-Site Data, Sampling Collection Dates/Times, and Sampling Location. Results relate to the accuracy of this information provided, and as the samples are received.

Abbreviations and Definitions

| | |
|------------------------------|--|
| MDL | Method Detection Limit. |
| ND | Not detected at the Reporting Limit (or MDL where applicable). |
| RDL | Reported Detection Limit. |
| Rec. | Recovery. |
| RPD | Relative Percent Difference. |
| SDG | Sample Delivery Group. |
| (S) | Surrogate (Surrogate Standard) - Analytes added to every blank, sample, Laboratory Control Sample/Duplicate and Matrix Spike/Duplicate; used to evaluate analytical efficiency by measuring recovery. Surrogates are not expected to be detected in all environmental media. |
| U | Not detected at the Reporting Limit (or MDL where applicable). |
| Analyte | The name of the particular compound or analysis performed. Some Analyses and Methods will have multiple analytes reported. |
| Dilution | If the sample matrix contains an interfering material, the sample preparation volume or weight values differ from the standard, or if concentrations of analytes in the sample are higher than the highest limit of concentration that the laboratory can accurately report, the sample may be diluted for analysis. If a value different than 1 is used in this field, the result reported has already been corrected for this factor. |
| Limits | These are the target % recovery ranges or % difference value that the laboratory has historically determined as normal for the method and analyte being reported. Successful QC Sample analysis will target all analytes recovered or duplicated within these ranges. |
| Original Sample | The non-spiked sample in the prep batch used to determine the Relative Percent Difference (RPD) from a quality control sample. The Original Sample may not be included within the reported SDG. |
| Qualifier | This column provides a letter and/or number designation that corresponds to additional information concerning the result reported. If a Qualifier is present, a definition per Qualifier is provided within the Glossary and Definitions page and potentially a discussion of possible implications of the Qualifier in the Case Narrative if applicable. |
| Result | The actual analytical final result (corrected for any sample specific characteristics) reported for your sample. If there was no measurable result returned for a specific analyte, the result in this column may state "ND" (Not Detected) or "BDL" (Below Detectable Levels). The information in the results column should always be accompanied by either an MDL (Method Detection Limit) or RDL (Reporting Detection Limit) that defines the lowest value that the laboratory could detect or report for this analyte. |
| Uncertainty (Radiochemistry) | Confidence level of 2 sigma. |
| Case Narrative (Cn) | A brief discussion about the included sample results, including a discussion of any non-conformances to protocol observed either at sample receipt by the laboratory from the field or during the analytical process. If present, there will be a section in the Case Narrative to discuss the meaning of any data qualifiers used in the report. |
| Quality Control Summary (Qc) | This section of the report includes the results of the laboratory quality control analyses required by procedure or analytical methods to assist in evaluating the validity of the results reported for your samples. These analyses are not being performed on your samples typically, but on laboratory generated material. |
| Sample Chain of Custody (Sc) | This is the document created in the field when your samples were initially collected. This is used to verify the time and date of collection, the person collecting the samples, and the analyses that the laboratory is requested to perform. This chain of custody also documents all persons (excluding commercial shippers) that have had control or possession of the samples from the time of collection until delivery to the laboratory for analysis. |
| Sample Results (Sr) | This section of your report will provide the results of all testing performed on your samples. These results are provided by sample ID and are separated by the analyses performed on each sample. The header line of each analysis section for each sample will provide the name and method number for the analysis reported. |
| Sample Summary (Ss) | This section of the Analytical Report defines the specific analyses performed for each sample ID, including the dates and times of preparation and/or analysis. |

| Qualifier | Description |
|-----------|---|
| E | The analyte concentration exceeds the upper limit of the calibration range of the instrument established by the initial calibration (ICAL). |
| J | The identification of the analyte is acceptable; the reported value is an estimate. |
| J2 | Surrogate recovery limits have been exceeded; values are outside lower control limits. |
| J3 | The associated batch QC was outside the established quality control range for precision. |
| J5 | The sample matrix interfered with the ability to make any accurate determination; spike value is high. |
| J7 | Surrogate recovery cannot be used for control limit evaluation due to dilution. |
| P1 | RPD value not applicable for sample concentrations less than 5 times the reporting limit. |
| T8 | Sample(s) received past/too close to holding time expiration. |
| V | The sample concentration is too high to evaluate accurate spike recoveries. |



ACCREDITATIONS & LOCATIONS

Pace Analytical National 12065 Lebanon Rd Mount Juliet, TN 37122

| | | | |
|-------------------------------|-------------|-----------------------------|------------------|
| Alabama | 40660 | Nebraska | NE-OS-15-05 |
| Alaska | 17-026 | Nevada | TN000032021-1 |
| Arizona | AZ0612 | New Hampshire | 2975 |
| Arkansas | 88-0469 | New Jersey–NELAP | TN002 |
| California | 2932 | New Mexico ¹ | TN00003 |
| Colorado | TN00003 | New York | 11742 |
| Connecticut | PH-0197 | North Carolina | Env375 |
| Florida | E87487 | North Carolina ¹ | DW21704 |
| Georgia | NELAP | North Carolina ³ | 41 |
| Georgia ¹ | 923 | North Dakota | R-140 |
| Idaho | TN00003 | Ohio–VAP | CL0069 |
| Illinois | 200008 | Oklahoma | 9915 |
| Indiana | C-TN-01 | Oregon | TN200002 |
| Iowa | 364 | Pennsylvania | 68-02979 |
| Kansas | E-10277 | Rhode Island | LA000356 |
| Kentucky ^{1,6} | KY90010 | South Carolina | 84004002 |
| Kentucky ² | 16 | South Dakota | n/a |
| Louisiana | AI30792 | Tennessee ^{1,4} | 2006 |
| Louisiana | LA018 | Texas | T104704245-20-18 |
| Maine | TN00003 | Texas ⁵ | LAB0152 |
| Maryland | 324 | Utah | TN000032021-11 |
| Massachusetts | M-TN003 | Vermont | VT2006 |
| Michigan | 9958 | Virginia | 110033 |
| Minnesota | 047-999-395 | Washington | C847 |
| Mississippi | TN00003 | West Virginia | 233 |
| Missouri | 340 | Wisconsin | 998093910 |
| Montana | CERT0086 | Wyoming | A2LA |
| A2LA – ISO 17025 | 1461.01 | AIHA-LAP,LLC EMLAP | 100789 |
| A2LA – ISO 17025 ⁵ | 1461.02 | DOD | 1461.01 |
| Canada | 1461.01 | USDA | P330-15-00234 |
| EPA–Crypto | TN00003 | | |

¹ Drinking Water ² Underground Storage Tanks ³ Aquatic Toxicity ⁴ Chemical/Microbiological ⁵ Mold ⁶ Wastewater n/a Accreditation not applicable

* Not all certifications held by the laboratory are applicable to the results reported in the attached report.

* Accreditation is only applicable to the test methods specified on each scope of accreditation held by Pace Analytical.

¹ Cp

² Tc

³ Ss

⁴ Cn

⁵ Sr

⁶ Qc

⁷ Gl

⁸ Al

⁹ Sc

Company Name/Address: **Caerus Oil and Gas**
 143 Diamond Avenue
 Parachute, CO 81635

Billing Information:
 Accounts Payable
 1001 17th St., Ste. 1600
 Denver, CO 80202

Report to: **Brett Middleton**

Project Description: **9095** City/State Collected: **Rifle, CO** Please Circle: **PT** **CT** **ET**

Phone: **970-285-2653** Client Project # _____ Lab Project # _____

Collected by (print): **Will Harmon** Site/Facility ID # _____ P.O. # _____

Collected by (signature): *[Signature]* **Rush?** (Lab MUST Be Notified)
 Same Day Five Day
 Next Day 5 Day (Rad Only)
 Two Day 10 Day (Rad Only)
 Three Day

Immediately Packed on Ice **N** **Y** **X** Date Results Needed: **ASAP** No. of Cntrs: _____

| Sample ID | Comp/Grab | Matrix * | Depth | Date | Time | Cntrs | ALK, ALKBI, ALKCA 250mlHDPE-NoPres | Br, Cl, F, SO4 250mlHDPE-NoPres | DRONMLV1 40mlAmb-HCl+BT | DRONMLV1 40mlAmb-NoPres | GRO 40mlAmb HCl | GRO 40mlAmb-NoPres | NO2NO3 250mlHDPE-H2SO4 | PT 250mlHDPE-H2SO4 | RA-226/228 1L-HDPE-Add-HNO3 | SPCON 250mlHDPE-NoPres | Pres Chk |
|-----------------------------|-----------------|---------------|--------------------|--------------------|-----------------|---------------|------------------------------------|---------------------------------|-------------------------|-------------------------|-----------------|--------------------|------------------------|--------------------|-----------------------------|------------------------|----------|
| M16-20686-WMFK | Grab | GW | Surface | 12/8/22 | 1000 | 25 | X | X | X | X | X | X | X | X | X | X | |
| M34-TANK-WMFK | Grab | GW | Surface | 12/8/22 | 1050 | 25 | X | X | X | X | X | X | X | X | X | X | |
| B27-07943-WMFK | Grab | GW | Surface | 12/8/22 | 1235 | 25 | X | X | X | X | X | X | X | X | X | X | |
| K28 NW-TANK-WMFK | Grab | GW | Surface | 12/8/22 | 1500 | 25 | X | X | X | X | X | X | X | X | X | X | |
| K28 NW-TANK-WMFK | Grab | GW | Surface | 12/8/22 | 1500 | 25 | X | X | X | X | X | X | X | X | X | X | |
| B27-07941-Iles | Grab | GW | Surface | 12/8/22 | 1300 | 25 | X | X | X | X | X | X | X | X | X | X | |
| | | GW | | | | 25 | X | X | X | X | X | X | X | X | X | X | |
| | | GW | | | | 25 | X | X | X | X | X | X | X | X | X | X | |
| | | GW | | | | 25 | X | X | X | X | X | X | X | X | X | X | |
| | | GW | | | | 25 | X | X | X | X | X | X | X | X | X | X | |

Chain of Custody Page ___ of ___

Pace
 PEOPLE ADVANCING SCIENCE

MT JULIET, TN
 12065 Lebanon Rd Mount Juliet, TN 37122
 Submitting a sample via this chain of custody constitutes acknowledgment and acceptance of the Pace Terms and Conditions found at: <https://info.pacelabs.com/hubs/pas-standard-terms.pdf>

SDG # **L5655834**
C237

Acctnum: **CAERUSPCO**
 Template: **T215555**
 Prelogin: **P958511**
 PM: **824 - Chris Ward**
 PB: _____
 Shipped Via: **FedEX Ground**

Remarks: _____ Sample # (lab only): _____

* Matrix: **SS - Soil AIR - Air F - Filter**
GW - Groundwater B - Bioassay
WW - WasteWater
DW - Drinking Water
OT - Other

Remarks: **Metals - Ba,B,Ca,Fe,K,Mg,Mn,Na,Se,Sr**

Samples returned via: UPS FedEx Courier _____ Tracking # _____

Relinquished by: (Signature) *[Signature]* Date: **12/8/22** Time: **17:06** Received by: (Signature) *[Signature]* Trip Blank Received: Yes No **HCL / MeOH TBR**

Relinquished by: (Signature) *[Signature]* Date: **12/8/22** Time: **1730** Received by: (Signature) _____ Temp: **125** °C Bottles Received: _____ If preservation required by Login: Date/Time _____

Relinquished by: (Signature) _____ Date: _____ Time: _____ Received for lab by: (Signature) *[Signature]* Date: **12-09-22** Time: **0900** Hold: _____ Condition: **NCF / OK**

Sample Receipt Checklist

COC Seal Present/Intact: **NP** **Y** **N**

COC Signed/Accurate: **Y** **N**

Bottles arrive intact: **Y** **N**

Correct bottles used: **Y** **N**

Sufficient volume sent: **Y** **N**

If Applicable

VOA Zero Headpace: **Y** **N**

Preservation Correct/Checked: **Y** **N**

RAD Screen <0.5 mR/hr: **Y** **N**

| | | | | | | | | | | | | |
|---|--|---|--|-------------|-------------------------------------|--|--|--|--|--|----------------------------------|--|
| Company Name/Address: Caerus Oil and Gas 143 Diamond Avenue Parachute, CO 81635 | | Billing Information: Accounts Payable 1001 17th St., Ste. 1600 Denver, CO 80202 | | Pres Chk | Analysis / Container / Preservative | | | | | | Chain of Custody Page ___ of ___ | |
|---|--|---|--|-------------|-------------------------------------|--|--|--|--|--|----------------------------------|--|

| | | | | | | | | | | | |
|--------------------------------------|--|--|---|--|--|--|--|--|--|--|--|
| Report to: Brett Middleton | | | Email To: JJanicek@caerusoilandgas.com;brollins@caerus | | | | | | | | |
|--------------------------------------|--|--|---|--|--|--|--|--|--|--|--|

| | | | | | | | | | | | |
|----------------------------------|--|---------------------------------------|--|-------------------------------|--|--|--|--|--|--|--|
| Project Description: 909J | | City/State Collected: R:Me, CO | | Please Circle: PT MT CT ET | | | | | | | |
|----------------------------------|--|---------------------------------------|--|-------------------------------|--|--|--|--|--|--|--|

| | | | | | | | | | | | |
|----------------------------|--|------------------|--|---------------|--|--|--|--|--|--|--|
| Phone: 970-285-2653 | | Client Project # | | Lab Project # | | | | | | | |
|----------------------------|--|------------------|--|---------------|--|--|--|--|--|--|--|

| | | | | | | | | | | | |
|---|--|--------------------|--|--------|--|--|--|--|--|--|--|
| Collected by (print): Will Harmon | | Site/Facility ID # | | P.O. # | | | | | | | |
|---|--|--------------------|--|--------|--|--|--|--|--|--|--|

| | | | | | | | | | | | |
|---|--|---|--|------------------------------------|--|--|--|--------------|--|--|--|
| Collected by (signature): <i>[Signature]</i> | | Rush? (Lab MUST Be Notified) | | Quote # | | | | | | | |
| Immediately Packed on Ice N ___ Y X | | <input type="checkbox"/> Same Day <input type="checkbox"/> Five Day <input type="checkbox"/> Next Day <input type="checkbox"/> 5 Day (Rad Only) <input type="checkbox"/> Two Day <input type="checkbox"/> 10 Day (Rad Only) <input type="checkbox"/> Three Day | | Date Results Needed ASAP | | | | No. of Cntrs | | | |

| Sample ID | Comp/Grab | Matrix * | Depth | Date | Time | | TDS 1L-HDPE NoPres | TSS 1L-HDPE NoPres | Total Metals 250mlHDPE-HNO3 | V8260BTEXN 40ml/Amb-HCl | V8260BTEXN 40ml/Amb-NoPres | pH 125mlHDPE-NoPres | | | |
|-----------------|-----------|----------|---------|---------|------|----|--------------------|--------------------|-----------------------------|-------------------------|----------------------------|---------------------|--|--|--------|
| M16-20686-WMFK | Grab | GW | Surface | 12/8/22 | 1000 | 25 | X | X | X | X | X | X | | | -01 |
| M3A-TANK-WMFK | Grab | GW | Surface | 12/8/22 | 1050 | 25 | X | X | X | X | X | X | | | -02 |
| B27-07943-WMFK | Grab | GW | Surface | 12/8/22 | 1235 | 25 | X | X | X | X | X | X | | | -03 |
| K28NW-TANK-WMFK | Grab | GW | Surface | 12/8/22 | 1500 | 25 | X | X | X | X | X | X | | | -04 HR |
| B27-07941-ILES | Grab | GW | Surface | 12/8/22 | 1300 | 25 | X | X | X | X | X | X | | | -05 |
| | | GW | | | | 25 | X | X | X | X | X | X | | | -06 |
| | | GW | | | | 25 | X | X | X | X | X | X | | | |
| | | GW | | | | 25 | X | X | X | X | X | X | | | |
| | | GW | | | | 25 | X | X | X | X | X | X | | | |

| | | | | | | | | | | | | | |
|--|--|---|--|--|--|--|--|------------------------|--|--|--|--|--|
| * Matrix: SS - Soil AIR - Air F - Filter GW - Groundwater B - Bioassay WW - WasteWater DW - Drinking Water OT - Other _____ | | Remarks: Metals - Ba,B,Ca,Fe,K,Mg,Mn,Na,Se,Sr | | | | | | pH _____ Temp _____ | | Sample Receipt Checklist COC Seal Present/Intact: <input checked="" type="checkbox"/> Y <input type="checkbox"/> N COC Signed/Accurate: <input checked="" type="checkbox"/> Y <input type="checkbox"/> N Bottles arrive intact: <input checked="" type="checkbox"/> Y <input type="checkbox"/> N Correct bottles used: <input checked="" type="checkbox"/> Y <input type="checkbox"/> N Sufficient volume sent: <input checked="" type="checkbox"/> Y <input type="checkbox"/> N If Applicable VOA Zero Headspace: <input checked="" type="checkbox"/> Y <input type="checkbox"/> N Preservation Correct/Checked: <input checked="" type="checkbox"/> Y <input type="checkbox"/> N RAD Screen <0.5 mR/hr: <input checked="" type="checkbox"/> Y <input type="checkbox"/> N | | | |
| Samples returned via: ___ UPS ___ FedEx ___ Courier _____ | | Tracking # | | | | | | Flow _____ Other _____ | | | | | |

| | | | | | | | | | | | | | |
|--|--|----------------------|--|--------------------|--|--|--|--|--|--|--|--|--|
| Relinquished by: (Signature) <i>[Signature]</i> | | Date: 12/8/22 | | Time: 17:06 | | Received by: (Signature) <i>[Signature]</i> | | Trip Blank Received: Yes / No HCL / MeOH TBR | | | | | |
| Relinquished by: (Signature) <i>[Signature]</i> | | Date: 12/8/22 | | Time: 17:30 | | Received by: (Signature) <i>[Signature]</i> | | Temp: _____ °C Bottles Received: 125 | | If preservation required by Login: Date/Time | | | |
| Relinquished by: (Signature) <i>[Signature]</i> | | Date: _____ | | Time: _____ | | Received for lab by: (Signature) <i>[Signature]</i> | | Date: 12.09.22 | | Time: 0900 | | Hold: _____ Condition: NCF / OK | |



MT JULIET, TN

12065 Lebanon Rd Mount Juliet, TN 37122
Submitting a sample via this chain of custody constitutes acknowledgment and acceptance of the Pace Terms and Conditions found at: <https://info.pacelabs.com/hubs/pas-standard-terms.pdf>

SDG # **U5165834**

Table #

Acctnum: **CAERUSPCO**

Template: **T215555**

Prelogin: **P958511**

PM: **824 - Chris Ward**

PB:

Shipped Via: **FedEX Ground**

Remarks | Sample # (lab only)

LF105834

| <u>Tracking Numbers</u> | | <u>Temperature</u> |
|-------------------------|--|---------------------|
| 5755 8685 2149 | | 88A2 0.7+0 = 0.7 |
| 5755 8685 2138 | | 88A2 0.3+0 = 0.3 |
| 5755 8665 2140 | | 88A2 0.8+0 = 0.8 |
| | | |
| | | |