

**Caerus Oil and Gas**

Sample Delivery Group: L1606919  
Samples Received: 04/19/2023  
Project Number:  
Description: 909J

Report To: Brett M. , Jake J. , Blair R.  
143 Diamond Avenue  
Parachute, CO 81635

Entire Report Reviewed By:












Chris Ward  
Project Manager

Results relate only to the items tested or calibrated and are reported as rounded values. This test report shall not be reproduced, except in full, without written approval of the laboratory. Where applicable, sampling conducted by Pace Analytical National is performed per guidance provided in laboratory standard operating procedures ENV-SOP-MTJL-0067 and ENV-SOP-MTJL-0068. Where sampling conducted by the customer, results relate to the accuracy of the information provided, and as the samples are received.

**Pace Analytical National**12065 Lebanon Rd Mount Juliet, TN 37122 615-758-5858 800-767-5859 [www.pacenational.com](http://www.pacenational.com)

# TABLE OF CONTENTS

<b>Cp: Cover Page</b>	<b>1</b>	
<b>Tc: Table of Contents</b>	<b>2</b>	
<b>Ss: Sample Summary</b>	<b>3</b>	
<b>Cn: Case Narrative</b>	<b>4</b>	
<b>Sr: Sample Results</b>	<b>5</b>	
<b>20230418-SOURCE-(IR13-T) L1606919-01</b>	<b>5</b>	
<b>Qc: Quality Control Summary</b>	<b>7</b>	
<b>Wet Chemistry by Method 2320 B-2011</b>	<b>7</b>	
<b>Wet Chemistry by Method 353.2</b>	<b>9</b>	
<b>Wet Chemistry by Method 365.4</b>	<b>10</b>	
<b>Wet Chemistry by Method 9040C</b>	<b>11</b>	
<b>Wet Chemistry by Method 9050A</b>	<b>12</b>	
<b>Wet Chemistry by Method 9056A</b>	<b>13</b>	
<b>Metals (ICP) by Method 6010B</b>	<b>15</b>	
<b>Volatile Organic Compounds (GC) by Method 8015D/GRO</b>	<b>17</b>	
<b>Volatile Organic Compounds (GC/MS) by Method 8260B</b>	<b>18</b>	
<b>Semi-Volatile Organic Compounds (GC) by Method 8015M</b>	<b>20</b>	
<b>Gl: Glossary of Terms</b>	<b>21</b>	
<b>Al: Accreditations &amp; Locations</b>	<b>22</b>	
<b>Sc: Sample Chain of Custody</b>	<b>23</b>	

# SAMPLE SUMMARY

20230418-SOURCE-(IR13-T) L1606919-01 GW

Collected by:   
 Collected date/time: 04/18/23 09:45   
 Received date/time: 04/19/23 09:05

Method	Batch	Dilution	Preparation date/time	Analysis date/time	Analyst	Location
Wet Chemistry by Method 2320 B-2011	WG2046531	1	04/21/23 16:56	04/21/23 16:56	ARD	Mt. Juliet, TN
Wet Chemistry by Method 353.2	WG2044076	1	04/19/23 23:38	04/19/23 23:38	AEC	Mt. Juliet, TN
Wet Chemistry by Method 365.4	WG2046753	1	04/21/23 08:53	04/21/23 21:50	AEC	Mt. Juliet, TN
Wet Chemistry by Method 9040C	WG2045851	1	04/20/23 22:14	04/20/23 22:14	KAD	Mt. Juliet, TN
Wet Chemistry by Method 9050A	WG2045118	1	04/20/23 17:38	04/20/23 17:38	NTG	Mt. Juliet, TN
Wet Chemistry by Method 9056A	WG2045168	10	04/20/23 01:18	04/20/23 01:18	GEB	Mt. Juliet, TN
Wet Chemistry by Method 9056A	WG2045168	10	04/28/23 01:18	04/28/23 01:18	GEB	Mt. Juliet, TN
Wet Chemistry by Method 9056A	WG2045168	100	04/20/23 04:57	04/20/23 04:57	GEB	Mt. Juliet, TN
Metals (ICP) by Method 6010B	WG2045345	10	04/24/23 13:28	04/26/23 14:16	ZSA	Mt. Juliet, TN
Volatile Organic Compounds (GC) by Method 8015D/GRO	WG2048454	100	04/26/23 11:20	04/26/23 11:20	ACG	Mt. Juliet, TN
Volatile Organic Compounds (GC/MS) by Method 8260B	WG2045190	20	04/23/23 04:09	04/23/23 04:09	DWR	Mt. Juliet, TN
Volatile Organic Compounds (GC/MS) by Method 8260B	WG2048222	250	04/25/23 15:21	04/25/23 15:21	DWR	Mt. Juliet, TN
Semi-Volatile Organic Compounds (GC) by Method 8015M	WG2045354	1	04/20/23 17:00	04/21/23 00:54	MWS	Mt. Juliet, TN
Semi-Volatile Organic Compounds (GC) by Method 8015M	WG2045354	5	04/20/23 17:00	04/21/23 16:41	HLJ	Mt. Juliet, TN

1 Cp

2 Tc

3 Ss

4 Cn

5 Sr

6 Qc

7 Gl

8 Al

9 Sc

# CASE NARRATIVE

All sample aliquots were received at the correct temperature, in the proper containers, with the appropriate preservatives, and within method specified holding times, unless qualified or notated within the report. Where applicable, all MDL (LOD) and RDL (LOQ) values reported for environmental samples have been corrected for the dilution factor used in the analysis. All Method and Batch Quality Control are within established criteria except where addressed in this case narrative, a non-conformance form or properly qualified within the sample results. By my digital signature below, I affirm to the best of my knowledge, all problems/anomalies observed by the laboratory as having the potential to affect the quality of the data have been identified by the laboratory, and no information or data have been knowingly withheld that would affect the quality of the data.



Chris Ward  
Project Manager

<sup>1</sup> Cp

<sup>2</sup> Tc

<sup>3</sup> Ss

<sup>4</sup> Cn

<sup>5</sup> Sr

<sup>6</sup> Qc

<sup>7</sup> Gl

<sup>8</sup> Al

<sup>9</sup> Sc

## Wet Chemistry by Method 2320 B-2011

Analyte	Result	Qualifier	MDL	RDL	Dilution	Analysis	Batch
	mg/l		mg/l	mg/l		date / time	
Alkalinity	475		8.45	20.0	1	04/21/2023 16:56	<a href="#">WG2046531</a>
Alkalinity,Bicarbonate	475		8.45	20.0	1	04/21/2023 16:56	<a href="#">WG2046531</a>
Alkalinity,Carbonate	U		8.45	20.0	1	04/21/2023 16:56	<a href="#">WG2046531</a>

## Sample Narrative:

L1606919-01 WG2046531: Endpoint pH 4.5 Headspace

## Wet Chemistry by Method 353.2

Analyte	Result	Qualifier	MDL	RDL	Dilution	Analysis	Batch
	mg/l		mg/l	mg/l		date / time	
Nitrate-Nitrite	U		0.0500	0.100	1	04/19/2023 23:38	<a href="#">WG2044076</a>

## Wet Chemistry by Method 365.4

Analyte	Result	Qualifier	MDL	RDL	Dilution	Analysis	Batch
	mg/l		mg/l	mg/l		date / time	
Phosphorus,Total	1.09		0.0350	0.100	1	04/21/2023 21:50	<a href="#">WG2046753</a>

## Wet Chemistry by Method 9040C

Analyte	Result	Qualifier	Dilution	Analysis	Batch
	pH			date / time	
pH	6.80	<a href="#">T8</a>	1	04/20/2023 22:14	<a href="#">WG2045851</a>

## Sample Narrative:

L1606919-01 WG2045851: 6.8 at 18C

## Wet Chemistry by Method 9050A

Analyte	Result	Qualifier	RDL	Dilution	Analysis	Batch
	umhos/cm		umhos/cm		date / time	
Specific Conductance	27700		10.0	1	04/20/2023 17:38	<a href="#">WG2045118</a>

## Sample Narrative:

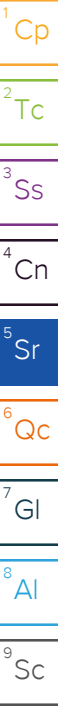
L1606919-01 WG2045118: at 25C

## Wet Chemistry by Method 9056A

Analyte	Result	Qualifier	MDL	RDL	Dilution	Analysis	Batch
	mg/l		mg/l	mg/l		date / time	
Bromide	75.8		3.53	10.0	10	04/20/2023 01:18	<a href="#">WG2045168</a>
Chloride	9330		37.9	100	100	04/20/2023 04:57	<a href="#">WG2045168</a>
Fluoride	U		0.640	1.50	10	04/20/2023 01:18	<a href="#">WG2045168</a>
Nitrate as (N)	U		0.480	1.00	10	04/20/2023 01:18	<a href="#">WG2045168</a>
Nitrite as (N)	U		0.420	1.00	10	04/20/2023 01:18	<a href="#">WG2045168</a>
Sulfate	U		5.94	50.0	10	04/28/2023 01:18	<a href="#">WG2045168</a>

## Metals (ICP) by Method 6010B

Analyte	Result	Qualifier	MDL	RDL	Dilution	Analysis	Batch
	mg/l		mg/l	mg/l		date / time	
Barium	71.2		0.00736	0.0500	10	04/26/2023 14:16	<a href="#">WG2045345</a>
Boron	1.81	<a href="#">J</a>	0.200	2.00	10	04/26/2023 14:16	<a href="#">WG2045345</a>
Calcium	146		0.793	10.0	10	04/26/2023 14:16	<a href="#">WG2045345</a>
Iron	16.1		0.180	1.00	10	04/26/2023 14:16	<a href="#">WG2045345</a>
Magnesium	24.2		0.853	10.0	10	04/26/2023 14:16	<a href="#">WG2045345</a>
Manganese	0.194		0.00934	0.100	10	04/26/2023 14:16	<a href="#">WG2045345</a>
Potassium	47.0		2.61	20.0	10	04/26/2023 14:16	<a href="#">WG2045345</a>



## Metals (ICP) by Method 6010B

Analyte	Result	Qualifier	MDL	RDL	Dilution	Analysis	Batch
	mg/l		mg/l	mg/l		date / time	
Selenium	U		0.0735	0.100	10	04/26/2023 14:16	<a href="#">WG2045345</a>
Sodium	5560		5.04	30.0	10	04/26/2023 14:16	<a href="#">WG2045345</a>
Strontium	23.0		0.00640	0.100	10	04/26/2023 14:16	<a href="#">WG2045345</a>

1 Cp

2 Tc

3 Ss

## Volatile Organic Compounds (GC) by Method 8015D/GRO

Analyte	Result	Qualifier	MDL	RDL	Dilution	Analysis	Batch
	mg/l		mg/l	mg/l		date / time	
TPH (GC/FID) Low Fraction	138		3.14	10.0	100	04/26/2023 11:20	<a href="#">WG2048454</a>
(S) <i>a,a,a</i> -Trifluorotoluene(FID)	107			78.0-120		04/26/2023 11:20	<a href="#">WG2048454</a>

4 Cn

5 Sr

6 Qc

## Volatile Organic Compounds (GC/MS) by Method 8260B

Analyte	Result	Qualifier	MDL	RDL	Dilution	Analysis	Batch
	mg/l		mg/l	mg/l		date / time	
Benzene	9.68		0.0235	0.250	250	04/25/2023 15:21	<a href="#">WG2048222</a>
Toluene	18.5		0.0695	0.250	250	04/25/2023 15:21	<a href="#">WG2048222</a>
Ethylbenzene	0.705		0.00274	0.0200	20	04/23/2023 04:09	<a href="#">WG2045190</a>
Xylenes, Total	9.77		0.0435	0.750	250	04/25/2023 15:21	<a href="#">WG2048222</a>
Naphthalene	0.0887	J	0.0200	0.100	20	04/23/2023 04:09	<a href="#">WG2045190</a>
(S) Toluene-d8	110			80.0-120		04/23/2023 04:09	<a href="#">WG2045190</a>
(S) Toluene-d8	105			80.0-120		04/25/2023 15:21	<a href="#">WG2048222</a>
(S) 4-Bromofluorobenzene	96.3			77.0-126		04/23/2023 04:09	<a href="#">WG2045190</a>
(S) 4-Bromofluorobenzene	112			77.0-126		04/25/2023 15:21	<a href="#">WG2048222</a>
(S) 1,2-Dichloroethane-d4	97.3			70.0-130		04/23/2023 04:09	<a href="#">WG2045190</a>
(S) 1,2-Dichloroethane-d4	113			70.0-130		04/25/2023 15:21	<a href="#">WG2048222</a>

7 Gl

8 Al

9 Sc

## Semi-Volatile Organic Compounds (GC) by Method 8015M

Analyte	Result	Qualifier	MDL	RDL	Dilution	Analysis	Batch
	mg/l		mg/l	mg/l		date / time	
C10-C28 Diesel Range	14.1		0.111	0.500	5	04/21/2023 16:41	<a href="#">WG2045354</a>
C28-C36 Motor Oil Range	0.949		0.0118	0.100	1	04/21/2023 00:54	<a href="#">WG2045354</a>
(S) <i>o</i> -Terphenyl	482	J1		52.0-156		04/21/2023 16:41	<a href="#">WG2045354</a>
(S) <i>o</i> -Terphenyl	119			52.0-156		04/21/2023 00:54	<a href="#">WG2045354</a>

## Sample Narrative:

L1606919-01 WG2045354: Surrogate failure due to matrix interference

Method Blank (MB)

(MB) R3916540-2 04/21/23 15:22

Analyte	MB Result	MB Qualifier	MB MDL	MB RDL
Alkalinity	U		8.45	20.0
Alkalinity,Bicarbonate	U		8.45	20.0
Alkalinity,Carbonate	U		8.45	20.0

Sample Narrative:

BLANK: Endpoint pH 4.5

L1606411-01 Original Sample (OS) • Duplicate (DUP)

(OS) L1606411-01 04/21/23 15:46 • (DUP) R3916540-3 04/21/23 15:51

Analyte	Original Result	DUP Result	Dilution	DUP RPD	DUP Qualifier	DUP RPD Limits
Alkalinity	58.4	60.9	1	4.05		20
Alkalinity,Bicarbonate	58.4	60.9	1	4.05		20
Alkalinity,Carbonate	U	U	1	0.000		20

Sample Narrative:

OS: Endpoint pH 4.5 Headspace

DUP: Endpoint pH 4.5

L1606946-01 Original Sample (OS) • Duplicate (DUP)

(OS) L1606946-01 04/21/23 17:08 • (DUP) R3916540-4 04/21/23 17:12

Analyte	Original Result	DUP Result	Dilution	DUP RPD	DUP Qualifier	DUP RPD Limits
Alkalinity	752	765	1	1.60		20
Alkalinity,Bicarbonate	752	765	1	1.60		20
Alkalinity,Carbonate	U	U	1	0.000		20

Sample Narrative:

OS: Endpoint pH 4.5 Headspace

DUP: Endpoint pH 4.5



Laboratory Control Sample (LCS)

(LCS) R3916540-1 04/21/23 15:15

Analyte	Spike Amount mg/l	LCS Result mg/l	LCS Rec. %	Rec. Limits %	<u>LCS Qualifier</u>
Alkalinity	100	102	102	90.0-110	

Sample Narrative:

LCS: Endpoint pH 4.5

<sup>1</sup>Cp

<sup>2</sup>Tc

<sup>3</sup>Ss

<sup>4</sup>Cn

<sup>5</sup>Sr

<sup>6</sup>Qc

<sup>7</sup>Gl

<sup>8</sup>Al

<sup>9</sup>Sc

Method Blank (MB)

(MB) R3915157-1 04/19/23 23:00

Analyte	MB Result	MB Qualifier	MB MDL	MB RDL
Nitrate-Nitrite	U		0.0500	0.100

<sup>1</sup>Cp

<sup>2</sup>Tc

<sup>3</sup>Ss

<sup>4</sup>Cn

<sup>5</sup>Sr

<sup>6</sup>Qc

L1606019-01 Original Sample (OS) • Duplicate (DUP)

(OS) L1606019-01 04/19/23 23:03 • (DUP) R3915157-3 04/19/23 23:04

Analyte	Original Result	DUP Result	Dilution	DUP RPD	DUP Qualifier	DUP RPD Limits
Nitrate-Nitrite	U	U	1	0.000		20

<sup>7</sup>Gl

<sup>8</sup>Al

<sup>9</sup>Sc

L1606913-01 Original Sample (OS) • Duplicate (DUP)

(OS) L1606913-01 04/19/23 23:35 • (DUP) R3915157-6 04/19/23 23:36

Analyte	Original Result	DUP Result	Dilution	DUP RPD	DUP Qualifier	DUP RPD Limits
Nitrate-Nitrite	0.198	0.206	1	3.96		20

Laboratory Control Sample (LCS)

(LCS) R3915157-2 04/19/23 23:01

Analyte	Spike Amount	LCS Result	LCS Rec.	Rec. Limits	LCS Qualifier
Nitrate-Nitrite	2.50	2.38	95.2	90.0-110	

L1606019-01 Original Sample (OS) • Matrix Spike (MS) • Matrix Spike Duplicate (MSD)

(OS) L1606019-01 04/19/23 23:03 • (MS) R3915157-4 04/19/23 23:05 • (MSD) R3915157-5 04/19/23 23:06

Analyte	Spike Amount	Original Result	MS Result	MSD Result	MS Rec.	MSD Rec.	Dilution	Rec. Limits	MS Qualifier	MSD Qualifier	RPD	RPD Limits
Nitrate-Nitrite	2.50	U	2.44	2.43	97.6	97.2	1	90.0-110			0.411	20

L1606913-01 Original Sample (OS) • Matrix Spike (MS)

(OS) L1606913-01 04/19/23 23:35 • (MS) R3915157-7 04/19/23 23:37

Analyte	Spike Amount	Original Result	MS Result	MS Rec.	Dilution	Rec. Limits	MS Qualifier
Nitrate-Nitrite	2.50	0.198	2.62	96.9	1	90.0-110	

Method Blank (MB)

(MB) R3916112-1 04/21/23 21:29

Analyte	MB Result	MB Qualifier	MB MDL	MB RDL
Phosphorus,Total	0.0384	↓	0.0350	0.100

<sup>1</sup>Cp

<sup>2</sup>Tc

<sup>3</sup>Ss

<sup>4</sup>Cn

<sup>5</sup>Sr

<sup>6</sup>Qc

<sup>7</sup>Gl

<sup>8</sup>Al

<sup>9</sup>Sc

L1606467-01 Original Sample (OS) • Duplicate (DUP)

(OS) L1606467-01 04/21/23 21:38 • (DUP) R3916112-8 04/21/23 21:40

Analyte	Original Result	DUP Result	Dilution	DUP RPD	DUP Qualifier	DUP RPD Limits
Phosphorus,Total	2.94	2.80	1	4.88		20

L1606165-02 Original Sample (OS) • Duplicate (DUP)

(OS) L1606165-02 04/21/23 22:46 • (DUP) R3916112-10 04/21/23 22:47

Analyte	Original Result	DUP Result	Dilution	DUP RPD	DUP Qualifier	DUP RPD Limits
Phosphorus,Total	U	0.0444	1	200	J P1	20

Laboratory Control Sample (LCS)

(LCS) R3916112-2 04/21/23 21:31

Analyte	Spike Amount	LCS Result	LCS Rec.	Rec. Limits	LCS Qualifier
Phosphorus,Total	4.66	4.18	89.7	83.2-116	

L1606165-04 Original Sample (OS) • Matrix Spike (MS) • Matrix Spike Duplicate (MSD)

(OS) L1606165-04 04/21/23 21:35 • (MS) R3916112-5 04/21/23 21:36 • (MSD) R3916112-6 04/21/23 21:37

Analyte	Spike Amount	Original Result	MS Result	MSD Result	MS Rec.	MSD Rec.	Dilution	Rec. Limits	MS Qualifier	MSD Qualifier	RPD	RPD Limits
Phosphorus,Total	2.50	U	2.31	2.26	92.4	90.4	1	90.0-110			2.19	20

L1606030-01 Original Sample (OS) • Duplicate (DUP)

(OS) L1606030-01 04/20/23 22:14 • (DUP) R3915634-2 04/20/23 22:14

Analyte	Original Result	DUP Result	Dilution	DUP RPD	DUP Qualifier	DUP RPD Limits
	su	su		%		%
pH	8.20	8.17	1	0.367		1

Sample Narrative:

OS: 8.2 at 18.7C  
DUP: 8.17 at 18.4C

L1607383-01 Original Sample (OS) • Duplicate (DUP)

(OS) L1607383-01 04/20/23 22:14 • (DUP) R3915634-3 04/20/23 22:14

Analyte	Original Result	DUP Result	Dilution	DUP RPD	DUP Qualifier	DUP RPD Limits
	su	su		%		%
pH	8.12	8.18	1	0.736		1

Sample Narrative:

OS: 8.12 at 19.9C  
DUP: 8.18 at 19.9C

Laboratory Control Sample (LCS)

(LCS) R3915634-1 04/20/23 22:14

Analyte	Spike Amount	LCS Result	LCS Rec.	Rec. Limits	LCS Qualifier
	su	su	%	%	
pH	10.0	9.99	99.9	99.0-101	

Sample Narrative:

LCS: 9.99 at 19.1C



Method Blank (MB)

(MB) R3915590-1 04/20/23 17:38

Analyte	MB Result umhos/cm	MB Qualifier	MB MDL umhos/cm	MB RDL umhos/cm
Specific Conductance	U		10.0	10.0

Sample Narrative:

BLANK: at 25C

L1605146-01 Original Sample (OS) • Duplicate (DUP)

(OS) L1605146-01 04/20/23 17:38 • (DUP) R3915590-3 04/20/23 17:38

Analyte	Original Result umhos/cm	DUP Result umhos/cm	Dilution	DUP RPD %	DUP Qualifier	DUP RPD Limits
Specific Conductance	ND	ND	1	0.000		20

Sample Narrative:

OS: at 25C

DUP: at 25C

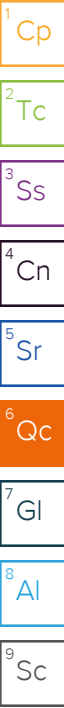
Laboratory Control Sample (LCS)

(LCS) R3915590-2 04/20/23 17:38

Analyte	Spike Amount umhos/cm	LCS Result umhos/cm	LCS Rec. %	Rec. Limits %	LCS Qualifier
Specific Conductance	1120	1110	99.5	85.0-115	

Sample Narrative:

LCS: at 25C



Method Blank (MB)

(MB) R3917249-1 04/19/23 21:38

Analyte	MB Result	MB Qualifier	MB MDL	MB RDL
	mg/l		mg/l	mg/l
Bromide	U		0.353	1.00
Chloride	U		0.379	1.00
Fluoride	U		0.0640	0.150
Nitrate	U		0.0480	0.100
Nitrite	U		0.0420	0.100
Sulfate	U		0.594	5.00

<sup>1</sup>Cp

<sup>2</sup>Tc

<sup>3</sup>Ss

<sup>4</sup>Cn

<sup>5</sup>Sr

<sup>6</sup>Qc

<sup>7</sup>Gl

<sup>8</sup>Al

<sup>9</sup>Sc

L1606700-01 Original Sample (OS) • Duplicate (DUP)

(OS) L1606700-01 04/19/23 23:01 • (DUP) R3917249-5 04/20/23 03:21

Analyte	Original Result	DUP Result	Dilution	DUP RPD	DUP Qualifier	DUP RPD Limits
	mg/l	mg/l		%		%
Bromide	U	U	1	0.000		15
Chloride	17.9	18.0	1	0.337		15
Fluoride	1.46	1.77	1	19.1	J3	15
Nitrate	4.44	4.72	1	6.15		15
Nitrite	U	U	1	0.000		15
Sulfate	59.8	62.4	1	4.12		15

L1606882-01 Original Sample (OS) • Duplicate (DUP)

(OS) L1606882-01 04/20/23 00:37 • (DUP) R3917249-8 04/20/23 04:30

Analyte	Original Result	DUP Result	Dilution	DUP RPD	DUP Qualifier	DUP RPD Limits
	mg/l	mg/l		%		%
Chloride	54.7	55.3	1	1.07		15
Fluoride	0.187	0.261	1	33.4	P1	15
Nitrate	U	U	1	0.000		15
Sulfate	10.3	10.3	1	0.414		15

Laboratory Control Sample (LCS)

(LCS) R3917249-2 04/19/23 21:52

Analyte	Spike Amount	LCS Result	LCS Rec.	Rec. Limits	LCS Qualifier
	mg/l	mg/l	%	%	
Bromide	40.0	39.7	99.3	80.0-120	
Chloride	40.0	38.9	97.2	80.0-120	
Fluoride	8.00	7.87	98.3	80.0-120	

Laboratory Control Sample (LCS)

(LCS) R3917249-2 04/19/23 21:52

Analyte	Spike Amount mg/l	LCS Result mg/l	LCS Rec. %	Rec. Limits %	<u>LCS Qualifier</u>
Nitrate	8.00	8.06	101	80.0-120	
Nitrite	8.00	7.89	98.7	80.0-120	
Sulfate	40.0	36.5	91.2	80.0-120	

L1606437-04 Original Sample (OS) • Matrix Spike (MS) • Matrix Spike Duplicate (MSD)

(OS) L1606437-04 04/19/23 22:33 • (MS) R3917249-3 04/20/23 02:27 • (MSD) R3917249-4 04/20/23 03:08

Analyte	Spike Amount mg/l	Original Result mg/l	MS Result mg/l	MSD Result mg/l	MS Rec. %	MSD Rec. %	Dilution	Rec. Limits %	<u>MS Qualifier</u>	<u>MSD Qualifier</u>	RPD %	RPD Limits %
Bromide	50.0	U	37.0	37.4	74.0	74.9	100	80.0-120	<u>J6</u>	<u>J6</u>	1.13	15
Chloride	50.0	2330	2440	2270	211	0.000	100	80.0-120	<u>V</u>	<u>V</u>	7.13	15
Fluoride	5.00	U	U	U	0.000	0.000	100	80.0-120	<u>J6</u>	<u>J6</u>	0.000	15
Nitrate	5.00	27.4	29.4	29.1	39.1	34.5	100	80.0-120	<u>V</u>	<u>V</u>	0.785	15
Nitrite	5.00	U	U	U	0.000	0.000	100	80.0-120	<u>J6</u>	<u>J6</u>	0.000	15
Sulfate	50.0	399	441	439	84.5	78.6	100	80.0-120	<u>J6</u>	<u>V</u>	0.678	15

L1606700-01 Original Sample (OS) • Matrix Spike (MS) • Matrix Spike Duplicate (MSD)

(OS) L1606700-01 04/19/23 23:01 • (MS) R3917249-6 04/20/23 03:35 • (MSD) R3917249-7 04/20/23 03:49

Analyte	Spike Amount mg/l	Original Result mg/l	MS Result mg/l	MSD Result mg/l	MS Rec. %	MSD Rec. %	Dilution	Rec. Limits %	<u>MS Qualifier</u>	<u>MSD Qualifier</u>	RPD %	RPD Limits %
Bromide	50.0	U	44.1	45.2	88.3	90.3	1	80.0-120			2.29	15
Chloride	50.0	17.9	66.3	64.6	96.9	93.3	1	80.0-120			2.75	15
Fluoride	5.00	1.46	6.68	6.52	104	101	1	80.0-120			2.41	15
Nitrate	5.00	4.44	9.10	9.27	93.3	96.7	1	80.0-120			1.87	15
Nitrite	5.00	U	4.75	4.80	95.0	96.0	1	80.0-120			1.03	15
Sulfate	50.0	59.8	104	104	87.5	87.6	1	80.0-120			0.0814	15

1 Cp

2 Tc

3 Ss

4 Cn

5 Sr

6 Qc

7 Gl

8 Al

9 Sc

Method Blank (MB)

(MB) R3916848-1 04/24/23 23:30

Analyte	MB Result mg/l	MB Qualifier	MB MDL mg/l	MB RDL mg/l
Barium	U		0.000736	0.00500
Boron	U		0.0200	0.200
Calcium	U		0.0793	1.00
Iron	U		0.0180	0.100
Manganese	U		0.000934	0.0100
Potassium	0.261	U	0.261	2.00
Selenium	U		0.00735	0.0100
Sodium	U		0.504	3.00
Strontium	U		0.000640	0.0100

<sup>1</sup>Cp

<sup>2</sup>Tc

<sup>3</sup>Ss

<sup>4</sup>Cn

<sup>5</sup>Sr

<sup>6</sup>Qc

Method Blank (MB)

(MB) R3917568-1 04/26/23 10:55

Analyte	MB Result mg/l	MB Qualifier	MB MDL mg/l	MB RDL mg/l
Magnesium	U		0.0853	1.00

<sup>7</sup>Gl

<sup>8</sup>Al

<sup>9</sup>Sc

Laboratory Control Sample (LCS)

(LCS) R3916848-2 04/24/23 23:32

Analyte	Spike Amount mg/l	LCS Result mg/l	LCS Rec. %	Rec. Limits %	LCS Qualifier
Barium	1.00	1.01	101	80.0-120	
Boron	1.00	0.950	95.0	80.0-120	
Calcium	10.0	9.43	94.3	80.0-120	
Iron	10.0	9.74	97.4	80.0-120	
Manganese	1.00	0.884	88.4	80.0-120	
Potassium	10.0	10.2	102	80.0-120	
Selenium	1.00	1.06	106	80.0-120	
Sodium	10.0	10.3	103	80.0-120	
Strontium	1.00	1.06	106	80.0-120	

Laboratory Control Sample (LCS)

(LCS) R3917568-2 04/26/23 10:58

Analyte	Spike Amount mg/l	LCS Result mg/l	LCS Rec. %	Rec. Limits %	LCS Qualifier
Magnesium	10.0	9.42	94.2	80.0-120	

L1606700-01 Original Sample (OS) • Matrix Spike (MS) • Matrix Spike Duplicate (MSD)

(OS) L1606700-01 04/24/23 23:35 • (MS) R3916848-4 04/24/23 23:40 • (MSD) R3916848-5 04/24/23 23:43

Analyte	Spike Amount mg/l	Original Result mg/l	MS Result mg/l	MSD Result mg/l	MS Rec. %	MSD Rec. %	Dilution	Rec. Limits %	MS Qualifier	MSD Qualifier	RPD %	RPD Limits %
Barium	1.00	0.0271	1.02	1.01	99.3	98.0	1	75.0-125			1.26	20
Boron	1.00	0.135	1.07	1.07	93.7	93.7	1	75.0-125			0.00168	20
Calcium	10.0	34.6	42.1	42.3	74.7	76.9	1	75.0-125	J6		0.526	20
Iron	10.0	0.0312	9.16	9.22	91.3	91.9	1	75.0-125			0.647	20
Manganese	1.00	U	0.862	0.856	86.2	85.6	1	75.0-125			0.639	20
Potassium	10.0	2.22	11.7	11.6	94.4	93.9	1	75.0-125			0.450	20
Selenium	1.00	U	1.07	1.07	107	107	1	75.0-125			0.0974	20
Sodium	10.0	92.2	96.2	97.2	40.3	50.5	1	75.0-125	V	V	1.05	20
Strontium	1.00	0.298	1.28	1.31	97.8	101	1	75.0-125			2.44	20

1 Cp

2 Tc

3 Ss

4 Cn

5 Sr

6 Qc

L1606700-01 Original Sample (OS) • Matrix Spike (MS) • Matrix Spike Duplicate (MSD)

(OS) L1606700-01 04/26/23 11:00 • (MS) R3917568-4 04/26/23 11:05 • (MSD) R3917568-5 04/26/23 11:08

Analyte	Spike Amount mg/l	Original Result mg/l	MS Result mg/l	MSD Result mg/l	MS Rec. %	MSD Rec. %	Dilution	Rec. Limits %	MS Qualifier	MSD Qualifier	RPD %	RPD Limits %
Magnesium	10.0	6.15	15.3	15.2	91.7	90.2	1	75.0-125			0.980	20

7 Gl

8 Al

9 Sc

Method Blank (MB)

(MB) R3917592-2 04/25/23 22:01

Analyte	MB Result mg/l	MB Qualifier	MB MDL mg/l	MB RDL mg/l
TPH (GC/FID) Low Fraction	U		0.0314	0.100
<sup>(S)</sup> a,a,a-Trifluorotoluene(FID)	111			78.0-120

Laboratory Control Sample (LCS)

(LCS) R3917592-1 04/25/23 21:09

Analyte	Spike Amount mg/l	LCS Result mg/l	LCS Rec. %	Rec. Limits %	LCS Qualifier
TPH (GC/FID) Low Fraction	5.50	5.32	96.7	72.0-127	
<sup>(S)</sup> a,a,a-Trifluorotoluene(FID)			109	78.0-120	

<sup>1</sup>Cp

<sup>2</sup>Tc

<sup>3</sup>Ss

<sup>4</sup>Cn

<sup>5</sup>Sr

<sup>6</sup>Qc

<sup>7</sup>Gl

<sup>8</sup>Al

<sup>9</sup>Sc

Method Blank (MB)

(MB) R3916939-3 04/22/23 21:42

Analyte	MB Result	MB Qualifier	MB MDL	MB RDL
	mg/l		mg/l	mg/l
Ethylbenzene	U		0.000137	0.00100
Naphthalene	U		0.00100	0.00500
(S) Toluene-d8	107			80.0-120
(S) 4-Bromofluorobenzene	99.1			77.0-126
(S) 1,2-Dichloroethane-d4	106			70.0-130

Laboratory Control Sample (LCS) • Laboratory Control Sample Duplicate (LCSD)

(LCS) R3916939-1 04/22/23 17:45 • (LCSD) R3916939-2 04/22/23 18:06

Analyte	Spike Amount	LCS Result	LCSD Result	LCS Rec.	LCSD Rec.	Rec. Limits	LCS Qualifier	LCSD Qualifier	RPD	RPD Limits
	mg/l	mg/l	mg/l	%	%	%			%	%
Ethylbenzene	0.00500	0.00438	0.00422	87.6	84.4	79.0-123			3.72	20
Naphthalene	0.00500	0.00428	0.00485	85.6	97.0	54.0-135			12.5	20
(S) Toluene-d8				102	101	80.0-120				
(S) 4-Bromofluorobenzene				94.3	91.8	77.0-126				
(S) 1,2-Dichloroethane-d4				118	117	70.0-130				

<sup>1</sup>Cp

<sup>2</sup>Tc

<sup>3</sup>Ss

<sup>4</sup>Cn

<sup>5</sup>Sr

<sup>6</sup>Qc

<sup>7</sup>Gl

<sup>8</sup>Al

<sup>9</sup>Sc

Method Blank (MB)

(MB) R3917178-2 04/25/23 11:23

Analyte	MB Result	MB Qualifier	MB MDL	MB RDL
	mg/l		mg/l	mg/l
Benzene	U		0.0000941	0.00100
Toluene	U		0.000278	0.00100
Xylenes, Total	U		0.000174	0.00300
<i>(S) Toluene-d8</i>	112			80.0-120
<i>(S) 4-Bromofluorobenzene</i>	119			77.0-126
<i>(S) 1,2-Dichloroethane-d4</i>	115			70.0-130

Laboratory Control Sample (LCS)

(LCS) R3917178-1 04/25/23 09:58

Analyte	Spike Amount	LCS Result	LCS Rec.	Rec. Limits	LCS Qualifier
	mg/l	mg/l	%	%	
Benzene	0.00500	0.00446	89.2	70.0-123	
Toluene	0.00500	0.00413	82.6	79.0-120	
Xylenes, Total	0.0150	0.0125	83.3	79.0-123	
<i>(S) Toluene-d8</i>			104	80.0-120	
<i>(S) 4-Bromofluorobenzene</i>			112	77.0-126	
<i>(S) 1,2-Dichloroethane-d4</i>			116	70.0-130	

1 Cp

2 Tc

3 Ss

4 Cn

5 Sr

6 Qc

7 Gl

8 Al

9 Sc

Method Blank (MB)

(MB) R3915688-1 04/20/23 21:53

Analyte	MB Result mg/l	MB Qualifier	MB MDL mg/l	MB RDL mg/l
C10-C28 Diesel Range	U		0.0222	0.100
C28-C36 Motor Oil Range	U		0.0118	0.100
(S) o-Terphenyl	103			52.0-156

Laboratory Control Sample (LCS) • Laboratory Control Sample Duplicate (LCSD)

(LCS) R3915688-2 04/20/23 22:15 • (LCSD) R3915688-3 04/20/23 22:38

Analyte	Spike Amount mg/l	LCS Result mg/l	LCSD Result mg/l	LCS Rec. %	LCSD Rec. %	Rec. Limits %	LCS Qualifier	LCSD Qualifier	RPD %	RPD Limits %
C10-C28 Diesel Range	1.50	1.42	1.35	94.7	90.0	50.0-150			5.05	20
(S) o-Terphenyl				111	99.0	52.0-156				

- 1 Cp
- 2 Tc
- 3 Ss
- 4 Cn
- 5 Sr
- 6 Qc
- 7 Gl
- 8 Al
- 9 Sc

# GLOSSARY OF TERMS

## Guide to Reading and Understanding Your Laboratory Report

The information below is designed to better explain the various terms used in your report of analytical results from the Laboratory. This is not intended as a comprehensive explanation, and if you have additional questions please contact your project representative.

Results Disclaimer - Information that may be provided by the customer, and contained within this report, include Permit Limits, Project Name, Sample ID, Sample Matrix, Sample Preservation, Field Blanks, Field Spikes, Field Duplicates, On-Site Data, Sampling Collection Dates/Times, and Sampling Location. Results relate to the accuracy of this information provided, and as the samples are received.

### Abbreviations and Definitions

MDL	Method Detection Limit.
ND	Not detected at the Reporting Limit (or MDL where applicable).
RDL	Reported Detection Limit.
Rec.	Recovery.
RPD	Relative Percent Difference.
SDG	Sample Delivery Group.
(S)	Surrogate (Surrogate Standard) - Analytes added to every blank, sample, Laboratory Control Sample/Duplicate and Matrix Spike/Duplicate; used to evaluate analytical efficiency by measuring recovery. Surrogates are not expected to be detected in all environmental media.
U	Not detected at the Reporting Limit (or MDL where applicable).
Analyte	The name of the particular compound or analysis performed. Some Analyses and Methods will have multiple analytes reported.
Dilution	If the sample matrix contains an interfering material, the sample preparation volume or weight values differ from the standard, or if concentrations of analytes in the sample are higher than the highest limit of concentration that the laboratory can accurately report, the sample may be diluted for analysis. If a value different than 1 is used in this field, the result reported has already been corrected for this factor.
Limits	These are the target % recovery ranges or % difference value that the laboratory has historically determined as normal for the method and analyte being reported. Successful QC Sample analysis will target all analytes recovered or duplicated within these ranges.
Original Sample	The non-spiked sample in the prep batch used to determine the Relative Percent Difference (RPD) from a quality control sample. The Original Sample may not be included within the reported SDG.
Qualifier	This column provides a letter and/or number designation that corresponds to additional information concerning the result reported. If a Qualifier is present, a definition per Qualifier is provided within the Glossary and Definitions page and potentially a discussion of possible implications of the Qualifier in the Case Narrative if applicable.
Result	The actual analytical final result (corrected for any sample specific characteristics) reported for your sample. If there was no measurable result returned for a specific analyte, the result in this column may state "ND" (Not Detected) or "BDL" (Below Detectable Levels). The information in the results column should always be accompanied by either an MDL (Method Detection Limit) or RDL (Reporting Detection Limit) that defines the lowest value that the laboratory could detect or report for this analyte.
Uncertainty (Radiochemistry)	Confidence level of 2 sigma.
Case Narrative (Cn)	A brief discussion about the included sample results, including a discussion of any non-conformances to protocol observed either at sample receipt by the laboratory from the field or during the analytical process. If present, there will be a section in the Case Narrative to discuss the meaning of any data qualifiers used in the report.
Quality Control Summary (Qc)	This section of the report includes the results of the laboratory quality control analyses required by procedure or analytical methods to assist in evaluating the validity of the results reported for your samples. These analyses are not being performed on your samples typically, but on laboratory generated material.
Sample Chain of Custody (Sc)	This is the document created in the field when your samples were initially collected. This is used to verify the time and date of collection, the person collecting the samples, and the analyses that the laboratory is requested to perform. This chain of custody also documents all persons (excluding commercial shippers) that have had control or possession of the samples from the time of collection until delivery to the laboratory for analysis.
Sample Results (Sr)	This section of your report will provide the results of all testing performed on your samples. These results are provided by sample ID and are separated by the analyses performed on each sample. The header line of each analysis section for each sample will provide the name and method number for the analysis reported.
Sample Summary (Ss)	This section of the Analytical Report defines the specific analyses performed for each sample ID, including the dates and times of preparation and/or analysis.

### Qualifier Description

J	The identification of the analyte is acceptable; the reported value is an estimate.
J1	Surrogate recovery limits have been exceeded; values are outside upper control limits.
J3	The associated batch QC was outside the established quality control range for precision.
J6	The sample matrix interfered with the ability to make any accurate determination; spike value is low.
P1	RPD value not applicable for sample concentrations less than 5 times the reporting limit.
T8	Sample(s) received past/too close to holding time expiration.
V	The sample concentration is too high to evaluate accurate spike recoveries.

1 Cp

2 Tc

3 Ss

4 Cn

5 Sr

6 Qc

7 Gl

8 Al

9 Sc

# ACCREDITATIONS & LOCATIONS

## Pace Analytical National 12065 Lebanon Rd Mount Juliet, TN 37122

Alabama	40660	Nebraska	NE-OS-15-05
Alaska	17-026	Nevada	TN000032021-1
Arizona	AZ0612	New Hampshire	2975
Arkansas	88-0469	New Jersey–NELAP	TN002
California	2932	New Mexico <sup>1</sup>	TN00003
Colorado	TN00003	New York	11742
Connecticut	PH-0197	North Carolina	Env375
Florida	E87487	North Carolina <sup>1</sup>	DW21704
Georgia	NELAP	North Carolina <sup>3</sup>	41
Georgia <sup>1</sup>	923	North Dakota	R-140
Idaho	TN00003	Ohio–VAP	CL0069
Illinois	200008	Oklahoma	9915
Indiana	C-TN-01	Oregon	TN200002
Iowa	364	Pennsylvania	68-02979
Kansas	E-10277	Rhode Island	LA000356
Kentucky <sup>1,6</sup>	KY90010	South Carolina	84004002
Kentucky <sup>2</sup>	16	South Dakota	n/a
Louisiana	AI30792	Tennessee <sup>1,4</sup>	2006
Louisiana	LA018	Texas	T104704245-20-18
Maine	TN00003	Texas <sup>5</sup>	LAB0152
Maryland	324	Utah	TN000032021-11
Massachusetts	M-TN003	Vermont	VT2006
Michigan	9958	Virginia	110033
Minnesota	047-999-395	Washington	C847
Mississippi	TN00003	West Virginia	233
Missouri	340	Wisconsin	998093910
Montana	CERT0086	Wyoming	A2LA
A2LA – ISO 17025	1461.01	AIHA-LAP,LLC EMLAP	100789
A2LA – ISO 17025 <sup>5</sup>	1461.02	DOD	1461.01
Canada	1461.01	USDA	P330-15-00234
EPA–Crypto	TN00003		

<sup>1</sup> Drinking Water <sup>2</sup> Underground Storage Tanks <sup>3</sup> Aquatic Toxicity <sup>4</sup> Chemical/Microbiological <sup>5</sup> Mold <sup>6</sup> Wastewater n/a Accreditation not applicable

\* Not all certifications held by the laboratory are applicable to the results reported in the attached report.

\* Accreditation is only applicable to the test methods specified on each scope of accreditation held by Pace Analytical.

<sup>1</sup> Cp

<sup>2</sup> Tc

<sup>3</sup> Ss

<sup>4</sup> Cn

<sup>5</sup> Sr

<sup>6</sup> Qc

<sup>7</sup> Gl

<sup>8</sup> Al

<sup>9</sup> Sc

Company Name/Address: **Caerus Oil and Gas**  
 143 Diamond Avenue  
 Parachute, CO 81635

Billing Information:  
 Accounts Payable  
 1001 17th St., Ste. 1600  
 Denver, CO 80202

Report to: **Brett Middleton**  
 Email To: **JJanicek@caerusoilandgas.com; brollins@caerus**

Project Description: **909 J** City/State Collected: **Parachute, CO** Please Circle: **PT** (MT) CT ET

Phone: **970-285-2653** Client Project # \_\_\_\_\_ Lab Project # \_\_\_\_\_

Collected by (print): \_\_\_\_\_ Site/Facility ID # \_\_\_\_\_ P.O. # \_\_\_\_\_

Collected by (signature): \_\_\_\_\_ **Rush?** (Lab MUST Be Notified)  
 \_\_\_ Same Day \_\_\_ Five Day  
 \_\_\_ Next Day \_\_\_ 5 Day (Rad Only)  
 \_\_\_ Two Day \_\_\_ 10 Day (Rad Only)  
 \_\_\_ Three Day

Immediately Packed on Ice N \_\_\_ Y **X** Date Results Needed: **ASAP** No. of Cntrs: \_\_\_\_\_

Sample ID	Comp/Grab	Matrix *	Depth	Date	Time	Cntrs	ALK, ALKBI, ALKCA 250mlHDPE-NoPres	Br, Cl, F, SO4 250mlHDPE-NoPres	DRONMLVI 40mlAmb-HCl-BT	GRO 40mlAmb HCl	PT 250mlHDPE-H2SO4	RA-226/228 1L-HDPE-Add-HNO3	SPCON 250mlHDPE-NoPres	TDS 1L-HDPE NoPres	TSS 1L-HDPE NoPres	Total Metals 250mlHDPE-HNO3	Remarks	Sample # (lab only)
20230418-SOURCE-(IR13-T)grab		GW	surface	4/18/23	0945	17	X	X	X	X	X	X	X	X	X	X		-01
		GW				17	X	X	X	X	X	X	X	X	X	X		
		GW				17	X	X	X	X	X	X	X	X	X	X		
		GW				17	X	X	X	X	X	X	X	X	X	X		
		GW				17	X	X	X	X	X	X	X	X	X	X		
		GW				17	X	X	X	X	X	X	X	X	X	X		
		GW				17	X	X	X	X	X	X	X	X	X	X		
		GW				17	X	X	X	X	X	X	X	X	X	X		
		GW				17	X	X	X	X	X	X	X	X	X	X		

Analysis / Container / Preservative

Pres Chk: **22** **22** **22**

Chain of Custody Page \_\_\_ of \_\_\_

**Pace**  
PEOPLE ADVANCING SCIENCE

MT JULIET, TN  
 12065 Lebanon Rd Mount Juliet, TN 37122  
 Submitting a sample via this chain of custody constitutes acknowledgment and acceptance of the Pace Terms and Conditions found at: <https://info.pacelabs.com/hubs/pas-standard-terms.pdf>

SDG # **L1606919**  
**D051**

Acctnum: **CAERUSPCO**  
 Template: **T215555**  
 Prelogin: **P963757**  
 PM: **824 - Chris Ward**  
 PB: \_\_\_\_\_

Shipped Via: **FedEX Ground**

\* Matrix: SS - Soil AIR - Air F - Filter  
 GW - Groundwater B - Bioassay  
 WW - WasteWater  
 DW - Drinking Water  
 OT - Other

Remarks: **Metals - Ba, B, Ca, Fe, K, Mg, Mn, Na, Se, Sr**

pH \_\_\_\_\_ Temp \_\_\_\_\_  
 Flow \_\_\_\_\_ Other \_\_\_\_\_

Sample Receipt Checklist  
 COC Seal Present/Intact:  NP  Y  N  
 COC Signed/Accurate:  Y  N  
 Bottles arrive intact:  Y  N  
 Correct bottles used:  Y  N  
 Sufficient volume sent:  Y  N  
 If Applicable  
 VOA Zero Headspace:  Y  N  
 Preservation Correct/Checked:  Y  N  
 RAD Screen <0.5 mR/hr:  Y  N

Samples returned via:  UPS  FedEx  Courier Tracking # \_\_\_\_\_

Relinquished by: (Signature) \_\_\_\_\_ Date: **4/18/23** Time: **1620** Received by: (Signature) \_\_\_\_\_ Trip Blank Received:  Yes  No  
 HCl  MeOH  
 TBR

Relinquished by: (Signature) \_\_\_\_\_ Date: **4/18/23** Time: **1700** Received by: (Signature) \_\_\_\_\_ **NSLVI °C** Bottles Received: **1.8+0=1.8 17** If preservation required by Login: Date/Time

Relinquished by: (Signature) \_\_\_\_\_ Date: \_\_\_\_\_ Time: \_\_\_\_\_ Received for lab by: (Signature) **Hayden J @** Date: **4/19/23** Time: **905** Hold: \_\_\_\_\_ Condition:  NCF  OK

Company Name/Address:  
**Caerus Oil and Gas**  
 143 Diamopi Avenue  
 Parachute, CO 81635

Billing Information:  
 Accounts Payable  
 1001 17th St., Ste. 1600  
 Denver, CO 80202

Pres  
 Chk

Analysis / Container / Preservative

Chain of Custody Page \_\_\_ of \_\_\_



MT JULIET, TN

12065 Lebanon Rd Mount Juliet, TN 37122  
 Submitting a sample via this chain of custody  
 constitutes acknowledgment and acceptance of the  
 Pace Terms and Conditions found at:  
<https://info.pacelabs.com/hubfs/pas-standard-terms.pdf>

Report to:  
**Brett Middleton**

Email To:  
**JJanicek@caerusoilandgas.com; brollins@caerus**

Project Description:  
**909J**

City/State  
 Collected: **Parachute CO**

Please Circle:  
 PT  CT ET

Phone: **970-285-2653**

Client Project #

Lab Project #

Collected by (print):

Site/Facility ID #

P.O. #

Collected by (signature):

**Rush?** (Lab MUST Be Notified)  
 \_\_\_ Same Day \_\_\_ Five Day  
 \_\_\_ Next Day \_\_\_ 5 Day (Rad Only)  
 \_\_\_ Two Day \_\_\_ 10 Day (Rad Only)  
 \_\_\_ Three Day

Quote #  
 Date Results Needed  
**ASAP**

Immediately Packed on Ice N \_\_\_ Y

No. of  
 Cntrs

Sample ID	Comp/Grab	Matrix *	Depth	Date	Time	No. of Cntrs	V8260BTEXN 40mIAmb-HCl	V8260BTEXN 40mIAmb-HCl-Blk	pH 125mIHDPE-NoPres								
20230418-SOURCE-(IR3-T)	grab	GW	surface	4/18/23	0945	17	X	X	X								
		GW				17	X		X								
		GW				17	X		X								
		GW				17	X		X								
		GW				17	X		X								
		GW				17	X		X								
		GW				17	X		X								
		GW				17	X		X								
		GW				17	X		X								
		GW				17	X		X								

SDG # **L1606919**

Table #

Acctnum: **CAERUSPCO**

Template: **T215555**

Prelogin: **P963757**

PM: **824 - Chris Ward**

PB:

Shipped Via: **FedEX Ground**

Remarks Sample # (lab only)

\* Matrix:  
 SS - Soil AIR - Air F - Filter  
 GW - Groundwater B - Bioassay  
 WW - WasteWater  
 DW - Drinking Water  
 OT - Other

Remarks: Metals - Ba,B,Ca,Fe,K,Mg,Mn,Na,Se,Sr

pH \_\_\_\_\_ Temp \_\_\_\_\_

Flow \_\_\_\_\_ Other \_\_\_\_\_

Sample Receipt Checklist

COC Seal Present/Intact:	NP	Y	N
COC Signed/Accurate:		Y	N
Bottles arrive intact:		Y	N
Correct bottles used:		Y	N
Sufficient volume sent:		Y	N
If Applicable			
VOA Zero Headspace:		Y	N
Preservation Correct/Checked:		Y	N
RAD Screen <0.5 mR/hr:		Y	N

Samples returned via:  
 UPS FedEx Courier

Tracking #

Relinquished by: (Signature)

Date: **4/18/23** Time: **1620**

Received by: (Signature)

Trip Blank Received:  Yes  No  
 HCl / MeOH  
 TBR

Relinquished by: (Signature)

Date: **4/18/23** Time: **1700**

Received by: (Signature)

Temperature: **1.8 + 0 = 1.8** °C  
 Bottles Received: **17**

If preservation required by Login: Date/Time

Relinquished by: (Signature)

Date: \_\_\_\_\_ Time: \_\_\_\_\_

Received for lab by: (Signature) **Kayla**

Date: **4/19/23** Time: **905**

Hold: \_\_\_\_\_ Condition: **NCF / OK**