



# ANALYTICAL REPORT

April 25, 2023

Revised Report

- 1 Cp
- 2 Tc
- 3 Ss
- 4 Cn
- 5 Sr
- 6 Qc
- 7 Gl
- 8 Al
- 9 Sc

## Caerus Oil and Gas

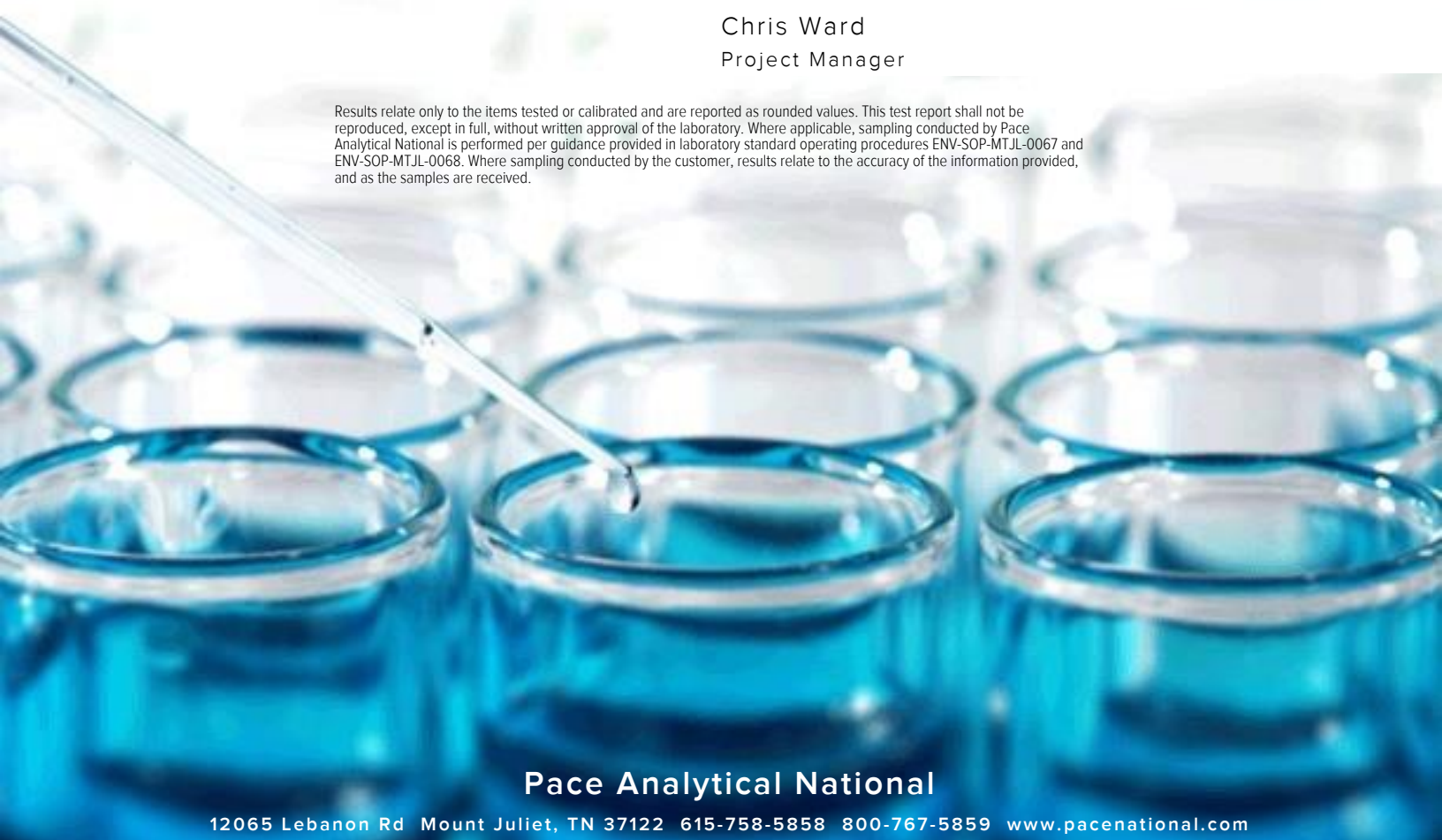
Sample Delivery Group: L1574761  
 Samples Received: 01/11/2023  
 Project Number:  
 Description: 909J

Report To: Brett M. , Jake J. , Blair R.  
 143 Diamond Avenue  
 Parachute, CO 81635

Entire Report Reviewed By:

Chris Ward  
Project Manager

Results relate only to the items tested or calibrated and are reported as rounded values. This test report shall not be reproduced, except in full, without written approval of the laboratory. Where applicable, sampling conducted by Pace Analytical National is performed per guidance provided in laboratory standard operating procedures ENV-SOP-MTJL-0067 and ENV-SOP-MTJL-0068. Where sampling conducted by the customer, results relate to the accuracy of the information provided, and as the samples are received.

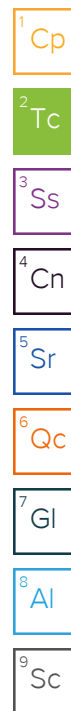


**Pace Analytical National**

12065 Lebanon Rd Mount Juliet, TN 37122 615-758-5858 800-767-5859 www.pacenational.com

# TABLE OF CONTENTS

<b>Cp: Cover Page</b>	<b>1</b>
<b>Tc: Table of Contents</b>	<b>2</b>
<b>Ss: Sample Summary</b>	<b>3</b>
<b>Cn: Case Narrative</b>	<b>4</b>
<b>Sr: Sample Results</b>	<b>5</b>
<b>RM1-09899-WMPK L1574761-01</b>	<b>5</b>
<b>Qc: Quality Control Summary</b>	<b>7</b>
<b>Gravimetric Analysis by Method 2540 C-2011</b>	<b>7</b>
<b>Gravimetric Analysis by Method 2540 D-2015</b>	<b>8</b>
<b>Wet Chemistry by Method 2320 B-2011</b>	<b>9</b>
<b>Wet Chemistry by Method 353.2</b>	<b>11</b>
<b>Wet Chemistry by Method 365.4</b>	<b>12</b>
<b>Wet Chemistry by Method 9040C</b>	<b>13</b>
<b>Wet Chemistry by Method 9050A</b>	<b>14</b>
<b>Wet Chemistry by Method 9056A</b>	<b>15</b>
<b>Metals (ICP) by Method 6010B</b>	<b>16</b>
<b>Volatile Organic Compounds (GC) by Method 8015D/GRO</b>	<b>18</b>
<b>Volatile Organic Compounds (GC/MS) by Method 8260B</b>	<b>19</b>
<b>Semi-Volatile Organic Compounds (GC) by Method 8015M</b>	<b>21</b>
<b>Gl: Glossary of Terms</b>	<b>22</b>
<b>Al: Accreditations &amp; Locations</b>	<b>23</b>
<b>Sc: Sample Chain of Custody</b>	<b>24</b>



# SAMPLE SUMMARY

RM1-09899-WMPK L1574761-01 GW

Collected by: Will Harmon  
 Collected date/time: 01/10/23 13:00  
 Received date/time: 01/11/23 09:00

Method	Batch	Dilution	Preparation date/time	Analysis date/time	Analyst	Location
Gravimetric Analysis by Method 2540 C-2011	WG2044211	1	04/19/23 06:10	04/19/23 09:22	MMF	Mt. Juliet, TN
Gravimetric Analysis by Method 2540 D-2015	WG1988275	1	01/13/23 17:49	01/13/23 21:30	AS	Mt. Juliet, TN
Wet Chemistry by Method 2320 B-2011	WG1988085	1	01/16/23 15:55	01/16/23 15:55	ARD	Mt. Juliet, TN
Wet Chemistry by Method 353.2	WG1986228	1	01/16/23 19:12	01/16/23 19:12	CAT	Mt. Juliet, TN
Wet Chemistry by Method 365.4	WG1988018	1	01/12/23 16:10	01/13/23 00:01	LDT	Mt. Juliet, TN
Wet Chemistry by Method 9040C	WG1986794	1	01/13/23 10:50	01/13/23 10:50	NTG	Mt. Juliet, TN
Wet Chemistry by Method 9050A	WG1987593	1	01/13/23 16:40	01/13/23 16:40	NTG	Mt. Juliet, TN
Wet Chemistry by Method 9056A	WG1986917	10	01/11/23 15:12	01/11/23 15:12	GEB	Mt. Juliet, TN
Wet Chemistry by Method 9056A	WG1986917	100	01/11/23 15:28	01/11/23 15:28	GEB	Mt. Juliet, TN
Metals (ICP) by Method 6010B	WG1986840	1	01/11/23 14:25	01/11/23 23:07	ABL	Mt. Juliet, TN
Metals (ICP) by Method 6010B	WG1986840	10	01/11/23 14:25	01/12/23 11:36	ABL	Mt. Juliet, TN
Volatile Organic Compounds (GC) by Method 8015D/GRO	WG1987840	250	01/13/23 01:00	01/13/23 01:00	JAH	Mt. Juliet, TN
Volatile Organic Compounds (GC/MS) by Method 8260B	WG1987514	250	01/12/23 15:27	01/12/23 15:27	ADM	Mt. Juliet, TN
Volatile Organic Compounds (GC/MS) by Method 8260B	WG1988325	1000	01/13/23 13:14	01/13/23 13:14	ACG	Mt. Juliet, TN
Semi-Volatile Organic Compounds (GC) by Method 8015M	WG1986631	1	01/11/23 17:54	01/12/23 15:03	DMG	Mt. Juliet, TN
Semi-Volatile Organic Compounds (GC) by Method 8015M	WG1986631	10	01/11/23 17:54	01/12/23 22:13	DMG	Mt. Juliet, TN

1 Cp

2 Tc

3 Ss

4 Cn

5 Sr

6 Qc

7 Gl

8 Al

9 Sc

# CASE NARRATIVE

All sample aliquots were received at the correct temperature, in the proper containers, with the appropriate preservatives, and within method specified holding times, unless qualified or notated within the report. Where applicable, all MDL (LOD) and RDL (LOQ) values reported for environmental samples have been corrected for the dilution factor used in the analysis. All Method and Batch Quality Control are within established criteria except where addressed in this case narrative, a non-conformance form or properly qualified within the sample results. By my digital signature below, I affirm to the best of my knowledge, all problems/anomalies observed by the laboratory as having the potential to affect the quality of the data have been identified by the laboratory, and no information or data have been knowingly withheld that would affect the quality of the data.



Chris Ward  
Project Manager

## Report Revision History

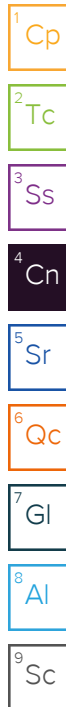
---

Level II Report - Version 1: 01/17/23 11:50

## Project Narrative

---

Added TDS



Gravimetric Analysis by Method 2540 C-2011

Analyte	Result	Qualifier	RDL	Dilution	Analysis date / time	Batch
Dissolved Solids	10400	<u>Q</u>	400	1	04/19/2023 09:22	<a href="#">WG2044211</a>

Gravimetric Analysis by Method 2540 D-2015

Analyte	Result	Qualifier	RDL	Dilution	Analysis date / time	Batch
Suspended Solids	152		10.0	1	01/13/2023 21:30	<a href="#">WG1988275</a>

Wet Chemistry by Method 2320 B-2011

Analyte	Result	Qualifier	MDL	RDL	Dilution	Analysis date / time	Batch
Alkalinity	1050		8.45	20.0	1	01/16/2023 15:55	<a href="#">WG1988085</a>
Alkalinity,Bicarbonate	1050		8.45	20.0	1	01/16/2023 15:55	<a href="#">WG1988085</a>
Alkalinity,Carbonate	U		8.45	20.0	1	01/16/2023 15:55	<a href="#">WG1988085</a>

Sample Narrative:

L1574761-01 WG1988085: Endpoint pH 4.5 Headspace

Wet Chemistry by Method 353.2

Analyte	Result	Qualifier	MDL	RDL	Dilution	Analysis date / time	Batch
Nitrate-Nitrite	U		0.0500	0.100	1	01/16/2023 19:12	<a href="#">WG1986228</a>

Wet Chemistry by Method 365.4

Analyte	Result	Qualifier	MDL	RDL	Dilution	Analysis date / time	Batch
Phosphorus,Total	0.0992	<u>J</u>	0.0350	0.100	1	01/13/2023 00:01	<a href="#">WG1988018</a>

Wet Chemistry by Method 9040C

Analyte	Result	Qualifier	Dilution	Analysis date / time	Batch
pH	7.06	<u>T8</u>	1	01/13/2023 10:50	<a href="#">WG1986794</a>

Sample Narrative:

L1574761-01 WG1986794: 7.06 at 19C

Wet Chemistry by Method 9050A

Analyte	Result	Qualifier	RDL	Dilution	Analysis date / time	Batch
Specific Conductance	22500		10.0	1	01/13/2023 16:40	<a href="#">WG1987593</a>

Sample Narrative:

L1574761-01 WG1987593: at 25C

Wet Chemistry by Method 9056A

Analyte	Result	Qualifier	MDL	RDL	Dilution	Analysis date / time	Batch
Bromide	66.6		3.53	10.0	10	01/11/2023 15:12	<a href="#">WG1986917</a>
Chloride	7310		37.9	100	100	01/11/2023 15:28	<a href="#">WG1986917</a>
Fluoride	0.701	<u>J</u>	0.640	1.50	10	01/11/2023 15:12	<a href="#">WG1986917</a>
Nitrate as (N)	U		0.480	1.00	10	01/11/2023 15:12	<a href="#">WG1986917</a>
Nitrite as (N)	U		0.420	1.00	10	01/11/2023 15:12	<a href="#">WG1986917</a>
Sulfate	18.9	<u>J</u>	5.94	50.0	10	01/11/2023 15:12	<a href="#">WG1986917</a>



Wet Chemistry by Method 9056A

Analyte	Result mg/l	Qualifier	MDL mg/l	RDL mg/l	Dilution	Analysis date / time	Batch
---------	----------------	-----------	-------------	-------------	----------	-------------------------	-------

Sample Narrative:

L1574761-01 WG1986917: Dilution due to matrix.

Metals (ICP) by Method 6010B

Analyte	Result mg/l	Qualifier	MDL mg/l	RDL mg/l	Dilution	Analysis date / time	Batch
Barium	46.3		0.000736	0.00500	1	01/11/2023 23:07	<a href="#">WG1986840</a>
Boron	6.94		0.0200	0.200	1	01/11/2023 23:07	<a href="#">WG1986840</a>
Calcium	130		0.0793	1.00	1	01/11/2023 23:07	<a href="#">WG1986840</a>
Iron	61.3		0.0180	0.100	1	01/11/2023 23:07	<a href="#">WG1986840</a>
Magnesium	13.0		0.0853	1.00	1	01/11/2023 23:07	<a href="#">WG1986840</a>
Manganese	0.953		0.000934	0.0100	1	01/11/2023 23:07	<a href="#">WG1986840</a>
Potassium	84.8		0.261	2.00	1	01/11/2023 23:07	<a href="#">WG1986840</a>
Selenium	0.00920	J	0.00735	0.0100	1	01/11/2023 23:07	<a href="#">WG1986840</a>
Sodium	4750		5.04	30.0	10	01/12/2023 11:36	<a href="#">WG1986840</a>
Strontium	32.9		0.00640	0.100	10	01/12/2023 11:36	<a href="#">WG1986840</a>

Volatile Organic Compounds (GC) by Method 8015D/GRO

Analyte	Result mg/l	Qualifier	MDL mg/l	RDL mg/l	Dilution	Analysis date / time	Batch
TPH (GC/FID) Low Fraction	156		7.85	25.0	250	01/13/2023 01:00	<a href="#">WG1987840</a>
(S) a,a,a-Trifluorotoluene(FID)	98.6			78.0-120		01/13/2023 01:00	<a href="#">WG1987840</a>

Volatile Organic Compounds (GC/MS) by Method 8260B

Analyte	Result mg/l	Qualifier	MDL mg/l	RDL mg/l	Dilution	Analysis date / time	Batch
Benzene	12.2		0.0235	0.250	250	01/12/2023 15:27	<a href="#">WG1987514</a>
Toluene	23.0		0.278	1.00	1000	01/13/2023 13:14	<a href="#">WG1988325</a>
Ethylbenzene	0.953		0.0343	0.250	250	01/12/2023 15:27	<a href="#">WG1987514</a>
Xylenes, Total	15.2		0.0435	0.750	250	01/12/2023 15:27	<a href="#">WG1987514</a>
Naphthalene	0.446	J	0.250	1.25	250	01/12/2023 15:27	<a href="#">WG1987514</a>
(S) Toluene-d8	102			80.0-120		01/12/2023 15:27	<a href="#">WG1987514</a>
(S) Toluene-d8	98.8			80.0-120		01/13/2023 13:14	<a href="#">WG1988325</a>
(S) 4-Bromofluorobenzene	93.5			77.0-126		01/12/2023 15:27	<a href="#">WG1987514</a>
(S) 4-Bromofluorobenzene	101			77.0-126		01/13/2023 13:14	<a href="#">WG1988325</a>
(S) 1,2-Dichloroethane-d4	93.9			70.0-130		01/12/2023 15:27	<a href="#">WG1987514</a>
(S) 1,2-Dichloroethane-d4	117			70.0-130		01/13/2023 13:14	<a href="#">WG1988325</a>

Semi-Volatile Organic Compounds (GC) by Method 8015M

Analyte	Result mg/l	Qualifier	MDL mg/l	RDL mg/l	Dilution	Analysis date / time	Batch
C10-C28 Diesel Range	31.7		0.222	1.00	10	01/12/2023 22:13	<a href="#">WG1986631</a>
C28-C36 Motor Oil Range	0.0397	J	0.0118	0.100	1	01/12/2023 15:03	<a href="#">WG1986631</a>
(S) o-Terphenyl	97.5			52.0-156		01/12/2023 15:03	<a href="#">WG1986631</a>
(S) o-Terphenyl	104			52.0-156		01/12/2023 22:13	<a href="#">WG1986631</a>

1 Cp

2 Tc

3 Ss

4 Cn

5 Sr

6 Qc

7 Gl

8 Al

9 Sc

Method Blank (MB)

(MB) R3915585-1 04/19/23 09:22

Analyte	MB Result	MB Qualifier	MB MDL	MB RDL
Dissolved Solids	U		10.0	10.0

1 Cp

2 Tc

3 Ss

L1557514-01 Original Sample (OS) • Duplicate (DUP)

(OS) L1557514-01 04/19/23 09:22 • (DUP) R3915585-3 04/19/23 09:22

Analyte	Original Result	DUP Result	Dilution	DUP RPD	DUP Qualifier	DUP RPD Limits
Dissolved Solids	9760	10300	1	5.58	J3	5

4 Cn

5 Sr

L1574963-01 Original Sample (OS) • Duplicate (DUP)

(OS) L1574963-01 04/19/23 09:22 • (DUP) R3915585-4 04/19/23 09:22

Analyte	Original Result	DUP Result	Dilution	DUP RPD	DUP Qualifier	DUP RPD Limits
Dissolved Solids	11900	13500	1	12.3	J3	5

6 Qc

7 Gl

8 Al

Laboratory Control Sample (LCS)

(LCS) R3915585-2 04/19/23 09:22

Analyte	Spike Amount	LCS Result	LCS Rec.	Rec. Limits	LCS Qualifier
Dissolved Solids	8800	7720	87.7	77.3-123	

9 Sc

Method Blank (MB)

(MB) R3880982-1 01/13/23 21:30

Analyte	MB Result	MB Qualifier	MB MDL	MB RDL
Suspended Solids	U		2.50	2.50

<sup>1</sup>Cp

<sup>2</sup>Tc

<sup>3</sup>Ss

L1574723-01 Original Sample (OS) • Duplicate (DUP)

(OS) L1574723-01 01/13/23 21:30 • (DUP) R3880982-3 01/13/23 21:30

Analyte	Original Result	DUP Result	Dilution	DUP RPD	DUP Qualifier	DUP RPD Limits
Suspended Solids	72.4	80.4	1	10.5	J3	5

<sup>4</sup>Cn

<sup>5</sup>Sr

L1575459-02 Original Sample (OS) • Duplicate (DUP)

(OS) L1575459-02 01/13/23 21:30 • (DUP) R3880982-4 01/13/23 21:30

Analyte	Original Result	DUP Result	Dilution	DUP RPD	DUP Qualifier	DUP RPD Limits
Suspended Solids	128	130	1	1.56		5

<sup>6</sup>Qc

<sup>7</sup>Gl

<sup>8</sup>Al

Laboratory Control Sample (LCS)

(LCS) R3880982-2 01/13/23 21:30

Analyte	Spike Amount	LCS Result	LCS Rec.	Rec. Limits	LCS Qualifier
Suspended Solids	773	836	108	85.7-114	

<sup>9</sup>Sc

Method Blank (MB)

(MB) R3881411-2 01/16/23 14:08

Analyte	MB Result	MB Qualifier	MB MDL	MB RDL
Alkalinity	U		8.45	20.0
Alkalinity,Bicarbonate	U		8.45	20.0
Alkalinity,Carbonate	U		8.45	20.0

Sample Narrative:

BLANK: Endpoint pH 4.5

L1574277-01 Original Sample (OS) • Duplicate (DUP)

(OS) L1574277-01 01/16/23 14:44 • (DUP) R3881411-3 01/16/23 14:49

Analyte	Original Result	DUP Result	Dilution	DUP RPD	DUP Qualifier	DUP RPD Limits
Alkalinity	385	386	1	0.172		20
Alkalinity,Bicarbonate	385	386	1	0.172		20
Alkalinity,Carbonate	U	U	1	0.000		20

Sample Narrative:

OS: Endpoint pH 4.5 Headspace

DUP: Endpoint pH 4.5

L1574723-01 Original Sample (OS) • Duplicate (DUP)

(OS) L1574723-01 01/16/23 15:36 • (DUP) R3881411-4 01/16/23 15:41

Analyte	Original Result	DUP Result	Dilution	DUP RPD	DUP Qualifier	DUP RPD Limits
Alkalinity	62.8	63.5	1	1.02		20
Alkalinity,Bicarbonate	62.8	63.5	1	1.02		20
Alkalinity,Carbonate	U	U	1	0.000		20

Sample Narrative:

OS: Endpoint pH 4.5 Headspace

DUP: Endpoint pH 4.5



Laboratory Control Sample (LCS)

(LCS) R3881411-1 01/16/23 14:01

Analyte	Spike Amount mg/l	LCS Result mg/l	LCS Rec. %	Rec. Limits %	<u>LCS Qualifier</u>
Alkalinity	100	103	103	90.0-110	

Sample Narrative:

LCS: Endpoint pH 4.5

<sup>1</sup>Cp

<sup>2</sup>Tc

<sup>3</sup>Ss

<sup>4</sup>Cn

<sup>5</sup>Sr

<sup>6</sup>Qc

<sup>7</sup>Gl

<sup>8</sup>Al

<sup>9</sup>Sc

Method Blank (MB)

(MB) R3881488-1 01/16/23 18:34

Analyte	MB Result	MB Qualifier	MB MDL	MB RDL
Nitrate-Nitrite	U		0.0500	0.100

<sup>1</sup>Cp

<sup>2</sup>Tc

<sup>3</sup>Ss

<sup>4</sup>Cn

<sup>5</sup>Sr

<sup>6</sup>Qc

<sup>7</sup>Gl

<sup>8</sup>Al

<sup>9</sup>Sc

L1574277-03 Original Sample (OS) • Duplicate (DUP)

(OS) L1574277-03 01/16/23 18:53 • (DUP) R3881488-3 01/16/23 18:54

Analyte	Original Result	DUP Result	Dilution	DUP RPD	DUP Qualifier	DUP RPD Limits
Nitrate-Nitrite	U	U	1	0.000		20

L1574449-01 Original Sample (OS) • Duplicate (DUP)

(OS) L1574449-01 01/16/23 18:58 • (DUP) R3881488-6 01/16/23 19:00

Analyte	Original Result	DUP Result	Dilution	DUP RPD	DUP Qualifier	DUP RPD Limits
Nitrate-Nitrite	0.134	0.131	1	2.26		20

Laboratory Control Sample (LCS)

(LCS) R3881488-2 01/16/23 18:35

Analyte	Spike Amount	LCS Result	LCS Rec.	Rec. Limits	LCS Qualifier
Nitrate-Nitrite	2.50	2.55	102	90.0-110	

L1574277-03 Original Sample (OS) • Matrix Spike (MS) • Matrix Spike Duplicate (MSD)

(OS) L1574277-03 01/16/23 18:53 • (MS) R3881488-4 01/16/23 18:56 • (MSD) R3881488-5 01/16/23 18:57

Analyte	Spike Amount	Original Result	MS Result	MSD Result	MS Rec.	MSD Rec.	Dilution	Rec. Limits	MS Qualifier	MSD Qualifier	RPD	RPD Limits
Nitrate-Nitrite	2.50	U	2.51	2.55	100	102	1	90.0-110			1.58	20

L1574449-01 Original Sample (OS) • Matrix Spike (MS)

(OS) L1574449-01 01/16/23 18:58 • (MS) R3881488-7 01/16/23 19:01

Analyte	Spike Amount	Original Result	MS Result	MS Rec.	Dilution	Rec. Limits	MS Qualifier
Nitrate-Nitrite	2.50	0.134	2.67	101	1	90.0-110	

Method Blank (MB)

(MB) R3880632-1 01/12/23 23:34

Analyte	MB Result	MB Qualifier	MB MDL	MB RDL
Phosphorus,Total	U		0.0350	0.100

<sup>1</sup>Cp

<sup>2</sup>Tc

<sup>3</sup>Ss

L1574224-01 Original Sample (OS) • Duplicate (DUP)

(OS) L1574224-01 01/12/23 23:43 • (DUP) R3880632-3 01/12/23 23:45

Analyte	Original Result	DUP Result	Dilution	DUP RPD	DUP Qualifier	DUP RPD Limits
Phosphorus,Total	2.04	2.05	1	0.489		20

<sup>4</sup>Cn

<sup>5</sup>Sr

L1574224-03 Original Sample (OS) • Duplicate (DUP)

(OS) L1574224-03 01/12/23 23:46 • (DUP) R3880632-4 01/12/23 23:50

Analyte	Original Result	DUP Result	Dilution	DUP RPD	DUP Qualifier	DUP RPD Limits
Phosphorus,Total	0.107	0.0972	1	9.60	J	20

<sup>6</sup>Qc

<sup>7</sup>Gl

<sup>8</sup>Al

Laboratory Control Sample (LCS)

(LCS) R3880632-2 01/12/23 23:36

Analyte	Spike Amount	LCS Result	LCS Rec.	Rec. Limits	LCS Qualifier
Phosphorus,Total	2.47	2.45	99.2	83.2-116	

<sup>9</sup>Sc

L1574224-03 Original Sample (OS) • Matrix Spike (MS) • Matrix Spike Duplicate (MSD)

(OS) L1574224-03 01/12/23 23:46 • (MS) R3880632-5 01/12/23 23:51 • (MSD) R3880632-6 01/12/23 23:52

Analyte	Spike Amount	Original Result	MS Result	MSD Result	MS Rec.	MSD Rec.	Dilution	Rec. Limits	MS Qualifier	MSD Qualifier	RPD	RPD Limits
Phosphorus,Total	2.50	0.107	2.59	2.31	99.3	88.1	1	90.0-110		J6	11.4	20

Sample Narrative:

MSD: Matrix spike failure due to matrix.

L1574355-01 Original Sample (OS) • Duplicate (DUP)

(OS) L1574355-01 01/13/23 10:50 • (DUP) R3880747-2 01/13/23 10:50

Analyte	Original Result	DUP Result	Dilution	DUP RPD	DUP Qualifier	DUP RPD Limits
su	su			%		%
pH	7.58	7.54	1	0.529		1

Sample Narrative:

OS: 7.58 at 19.1C  
DUP: 7.54 at 19.3C

L1574615-02 Original Sample (OS) • Duplicate (DUP)

(OS) L1574615-02 01/13/23 10:50 • (DUP) R3880747-3 01/13/23 10:50

Analyte	Original Result	DUP Result	Dilution	DUP RPD	DUP Qualifier	DUP RPD Limits
su	su			%		%
pH	9.31	9.31	1	0.000		1

Sample Narrative:

OS: 9.31 at 19C  
DUP: 9.31 at 19.5C

Laboratory Control Sample (LCS)

(LCS) R3880747-1 01/13/23 10:50

Analyte	Spike Amount	LCS Result	LCS Rec.	Rec. Limits	LCS Qualifier
su	su		%	%	
pH	10.0	9.90	99.0	99.0-101	

Sample Narrative:

LCS: 9.9 at 20.5C

<sup>1</sup>Cp

<sup>2</sup>Tc

<sup>3</sup>Ss

<sup>4</sup>Cn

<sup>5</sup>Sr

<sup>6</sup>Qc

<sup>7</sup>Gl

<sup>8</sup>Al

<sup>9</sup>Sc

Method Blank (MB)

(MB) R3880918-1 01/13/23 16:40

Analyte	MB Result	MB Qualifier	MB MDL	MB RDL
Specific Conductance	U		10.0	10.0

Sample Narrative:

BLANK: at 25C

L1573788-13 Original Sample (OS) • Duplicate (DUP)

(OS) L1573788-13 01/13/23 16:40 • (DUP) R3880918-3 01/13/23 16:40

Analyte	Original Result	DUP Result	Dilution	DUP RPD	DUP Qualifier	DUP RPD Limits
Specific Conductance	4780	4850	1	1.45		20

Sample Narrative:

OS: at 25C

DUP: at 25C

L1574963-04 Original Sample (OS) • Duplicate (DUP)

(OS) L1574963-04 01/13/23 16:40 • (DUP) R3880918-4 01/13/23 16:40

Analyte	Original Result	DUP Result	Dilution	DUP RPD	DUP Qualifier	DUP RPD Limits
Specific Conductance	15000	14900	1	0.536		20

Sample Narrative:

OS: at 25C

DUP: at 25C

Laboratory Control Sample (LCS)

(LCS) R3880918-2 01/13/23 16:40

Analyte	Spike Amount	LCS Result	LCS Rec.	Rec. Limits	LCS Qualifier
Specific Conductance	1120	1110	98.7	85.0-115	

Sample Narrative:

LCS: at 25C

<sup>1</sup>Cp

<sup>2</sup>Tc

<sup>3</sup>Ss

<sup>4</sup>Cn

<sup>5</sup>Sr

<sup>6</sup>Qc

<sup>7</sup>Gl

<sup>8</sup>Al

<sup>9</sup>Sc

Method Blank (MB)

(MB) R3880254-1 01/11/23 10:19

Analyte	MB Result	MB Qualifier	MB MDL	MB RDL
	mg/l		mg/l	mg/l
Bromide	U		0.353	1.00
Chloride	U		0.379	1.00
Fluoride	U		0.0640	0.150
Nitrate	U		0.0480	0.100
Nitrite	U		0.0420	0.100
Sulfate	U		0.594	5.00

<sup>1</sup>Cp

<sup>2</sup>Tc

<sup>3</sup>Ss

<sup>4</sup>Cn

<sup>5</sup>Sr

<sup>6</sup>Qc

<sup>7</sup>Gl

<sup>8</sup>Al

<sup>9</sup>Sc

L1574833-01 Original Sample (OS) • Duplicate (DUP)

(OS) L1574833-01 01/11/23 15:44 • (DUP) R3880254-3 01/11/23 16:00

Analyte	Original Result	DUP Result	Dilution	DUP RPD	DUP Qualifier	DUP RPD Limits
	mg/l	mg/l		%		%
Chloride	27.3	27.1	1	0.788		15
Nitrate	0.0861	0.0863	1	0.232	U	15
Nitrite	U	U	1	0.000		15
Sulfate	23.0	22.9	1	0.227		15

Laboratory Control Sample (LCS)

(LCS) R3880254-2 01/11/23 10:35

Analyte	Spike Amount	LCS Result	LCS Rec.	Rec. Limits	LCS Qualifier
	mg/l	mg/l	%	%	
Bromide	40.0	40.5	101	80.0-120	
Chloride	40.0	43.7	109	80.0-120	
Fluoride	8.00	8.19	102	80.0-120	
Nitrate	8.00	7.75	96.8	80.0-120	
Nitrite	8.00	8.32	104	80.0-120	
Sulfate	40.0	40.7	102	80.0-120	

L1574833-01 Original Sample (OS) • Matrix Spike (MS) • Matrix Spike Duplicate (MSD)

(OS) L1574833-01 01/11/23 15:44 • (MS) R3880254-4 01/11/23 16:16 • (MSD) R3880254-5 01/11/23 16:32

Analyte	Spike Amount	Original Result	MS Result	MSD Result	MS Rec.	MSD Rec.	Dilution	Rec. Limits	MS Qualifier	MSD Qualifier	RPD	RPD Limits
	mg/l	mg/l	mg/l	mg/l	%	%		%			%	%
Chloride	50.0	27.3	76.0	75.7	97.3	96.8	1	80.0-120			0.381	15
Nitrate	5.00	0.0861	5.08	5.06	99.8	99.5	1	80.0-120			0.245	15
Nitrite	5.00	U	5.23	5.21	105	104	1	80.0-120			0.423	15
Sulfate	50.0	23.0	71.6	71.4	97.3	96.9	1	80.0-120			0.286	15

Method Blank (MB)

(MB) R3880230-1 01/11/23 22:31

Analyte	MB Result	MB Qualifier	MB MDL	MB RDL
	mg/l		mg/l	mg/l
Barium	U		0.000736	0.00500
Boron	U		0.0200	0.200
Calcium	U		0.0793	1.00
Iron	U		0.0180	0.100
Magnesium	U		0.0853	1.00
Manganese	U		0.000934	0.0100
Potassium	U		0.261	2.00
Selenium	U		0.00735	0.0100
Sodium	U		0.504	3.00
Strontium	U		0.000640	0.0100

<sup>1</sup>Cp

<sup>2</sup>Tc

<sup>3</sup>Ss

<sup>4</sup>Cn

<sup>5</sup>Sr

<sup>6</sup>Qc

Laboratory Control Sample (LCS)

(LCS) R3880230-2 01/11/23 22:34

Analyte	Spike Amount	LCS Result	LCS Rec.	Rec. Limits	LCS Qualifier
	mg/l	mg/l	%	%	
Barium	1.00	1.01	101	80.0-120	
Boron	1.00	0.993	99.3	80.0-120	
Calcium	10.0	10.0	100	80.0-120	
Iron	10.0	9.99	99.9	80.0-120	
Magnesium	10.0	9.78	97.8	80.0-120	
Manganese	1.00	0.954	95.4	80.0-120	
Potassium	10.0	9.93	99.3	80.0-120	
Selenium	1.00	1.01	101	80.0-120	
Sodium	10.0	9.94	99.4	80.0-120	
Strontium	1.00	1.01	101	80.0-120	

<sup>7</sup>Gl

<sup>8</sup>Al

<sup>9</sup>Sc

L1574606-01 Original Sample (OS) • Matrix Spike (MS) • Matrix Spike Duplicate (MSD)

(OS) L1574606-01 01/11/23 22:37 • (MS) R3880230-4 01/11/23 22:42 • (MSD) R3880230-5 01/11/23 22:44

Analyte	Spike Amount	Original Result	MS Result	MSD Result	MS Rec.	MSD Rec.	Dilution	Rec. Limits	MS Qualifier	MSD Qualifier	RPD	RPD Limits
	mg/l	mg/l	mg/l	mg/l	%	%		%			%	%
Barium	1.00	0.446	1.42	1.43	97.2	98.1	1	75.0-125			0.683	20
Boron	1.00	0.132	1.13	1.14	99.4	101	1	75.0-125			1.62	20
Calcium	10.0	139	147	147	78.3	83.6	1	75.0-125			0.364	20
Iron	10.0	12.5	22.2	24.1	96.2	116	1	75.0-125			8.34	20
Magnesium	10.0	36.9	45.7	45.8	87.8	88.8	1	75.0-125			0.212	20
Manganese	1.00	1.21	2.15	2.15	93.7	93.6	1	75.0-125			0.0364	20
Potassium	10.0	7.23	17.3	17.4	100	102	1	75.0-125			0.753	20

L1574606-01 Original Sample (OS) • Matrix Spike (MS) • Matrix Spike Duplicate (MSD)

(OS) L1574606-01 01/11/23 22:37 • (MS) R3880230-4 01/11/23 22:42 • (MSD) R3880230-5 01/11/23 22:44

Analyte	Spike Amount mg/l	Original Result mg/l	MS Result mg/l	MSD Result mg/l	MS Rec. %	MSD Rec. %	Dilution	Rec. Limits %	MS Qualifier	MSD Qualifier	RPD %	RPD Limits %
Selenium	1.00	U	1.06	1.07	106	107	1	75.0-125			0.963	20
Sodium	10.0	11.0	20.8	20.9	97.7	98.9	1	75.0-125			0.595	20
Strontium	1.00	1.08	2.07	2.08	98.7	100	1	75.0-125			0.645	20

<sup>1</sup>Cp

<sup>2</sup>Tc

<sup>3</sup>Ss

<sup>4</sup>Cn

<sup>5</sup>Sr

<sup>6</sup>Qc

<sup>7</sup>Gl

<sup>8</sup>Al

<sup>9</sup>Sc

Method Blank (MB)

(MB) R3881338-3 01/12/23 11:28

Analyte	MB Result mg/l	MB Qualifier	MB MDL mg/l	MB RDL mg/l
TPH (GC/FID) Low Fraction	U		0.0314	0.100
(S) a,a,a-Trifluorotoluene(FID)	99.6			78.0-120

Laboratory Control Sample (LCS)

(LCS) R3881338-2 01/12/23 10:44

Analyte	Spike Amount mg/l	LCS Result mg/l	LCS Rec. %	Rec. Limits %	LCS Qualifier
TPH (GC/FID) Low Fraction	5.50	5.44	98.9	72.0-127	
(S) a,a,a-Trifluorotoluene(FID)			106	78.0-120	

- 1 Cp
- 2 Tc
- 3 Ss
- 4 Cn
- 5 Sr
- 6 Qc
- 7 Gl
- 8 Al
- 9 Sc

Method Blank (MB)

(MB) R3880777-2 01/12/23 09:11

Analyte	MB Result mg/l	MB Qualifier	MB MDL mg/l	MB RDL mg/l
Benzene	U		0.0000941	0.00100
Ethylbenzene	U		0.000137	0.00100
Xylenes, Total	U		0.000174	0.00300
Naphthalene	U		0.00100	0.00500
(S) Toluene-d8	102			80.0-120
(S) 4-Bromofluorobenzene	90.1			77.0-126
(S) 1,2-Dichloroethane-d4	101			70.0-130

Laboratory Control Sample (LCS)

(LCS) R3880777-1 01/12/23 08:31

Analyte	Spike Amount mg/l	LCS Result mg/l	LCS Rec. %	Rec. Limits %	LCS Qualifier
Benzene	0.00500	0.00505	101	70.0-123	
Ethylbenzene	0.00500	0.00492	98.4	79.0-123	
Xylenes, Total	0.0150	0.0140	93.3	79.0-123	
Naphthalene	0.00500	0.00402	80.4	54.0-135	
(S) Toluene-d8			99.7	80.0-120	
(S) 4-Bromofluorobenzene			91.0	77.0-126	
(S) 1,2-Dichloroethane-d4			93.8	70.0-130	

1 Cp

2 Tc

3 Ss

4 Cn

5 Sr

6 Qc

7 Gl

8 Al

9 Sc

Method Blank (MB)

(MB) R3880817-2 01/13/23 10:04

Analyte	MB Result mg/l	MB Qualifier	MB MDL mg/l	MB RDL mg/l
Toluene	U		0.000278	0.00100
(S) Toluene-d8	99.6			80.0-120
(S) 4-Bromofluorobenzene	97.4			77.0-126
(S) 1,2-Dichloroethane-d4	116			70.0-130

Laboratory Control Sample (LCS)

(LCS) R3880817-1 01/13/23 09:21

Analyte	Spike Amount mg/l	LCS Result mg/l	LCS Rec. %	Rec. Limits %	LCS Qualifier
Toluene	0.00500	0.00450	90.0	79.0-120	
(S) Toluene-d8			95.8	80.0-120	
(S) 4-Bromofluorobenzene			95.5	77.0-126	
(S) 1,2-Dichloroethane-d4			119	70.0-130	

1  
Cp

2  
Tc

3  
Ss

4  
Cn

5  
Sr

6  
Qc

7  
Gl

8  
Al

9  
Sc

Method Blank (MB)

(MB) R3880383-1 01/12/23 08:09

Analyte	MB Result mg/l	MB Qualifier	MB MDL mg/l	MB RDL mg/l
C10-C28 Diesel Range	0.0319	↓	0.0222	0.100
C28-C36 Motor Oil Range	U		0.0118	0.100
(S) o-Terphenyl	77.5			52.0-156

Laboratory Control Sample (LCS) • Laboratory Control Sample Duplicate (LCSD)

(LCS) R3880383-2 01/12/23 08:28 • (LCSD) R3880383-3 01/12/23 08:48

Analyte	Spike Amount mg/l	LCS Result mg/l	LCSD Result mg/l	LCS Rec. %	LCSD Rec. %	Rec. Limits %	LCS Qualifier	LCSD Qualifier	RPD %	RPD Limits %
C10-C28 Diesel Range	1.50	1.82	1.74	121	116	50.0-150			4.49	20
(S) o-Terphenyl				115	94.0	52.0-156				

- 1 Cp
- 2 Tc
- 3 Ss
- 4 Cn
- 5 Sr
- 6 Qc
- 7 Gl
- 8 Al
- 9 Sc

# GLOSSARY OF TERMS

## Guide to Reading and Understanding Your Laboratory Report

The information below is designed to better explain the various terms used in your report of analytical results from the Laboratory. This is not intended as a comprehensive explanation, and if you have additional questions please contact your project representative.

Results Disclaimer - Information that may be provided by the customer, and contained within this report, include Permit Limits, Project Name, Sample ID, Sample Matrix, Sample Preservation, Field Blanks, Field Spikes, Field Duplicates, On-Site Data, Sampling Collection Dates/Times, and Sampling Location. Results relate to the accuracy of this information provided, and as the samples are received.

### Abbreviations and Definitions

MDL	Method Detection Limit.
RDL	Reported Detection Limit.
Rec.	Recovery.
RPD	Relative Percent Difference.
SDG	Sample Delivery Group.
(S)	Surrogate (Surrogate Standard) - Analytes added to every blank, sample, Laboratory Control Sample/Duplicate and Matrix Spike/Duplicate; used to evaluate analytical efficiency by measuring recovery. Surrogates are not expected to be detected in all environmental media.
U	Not detected at the Reporting Limit (or MDL where applicable).
Analyte	The name of the particular compound or analysis performed. Some Analyses and Methods will have multiple analytes reported.
Dilution	If the sample matrix contains an interfering material, the sample preparation volume or weight values differ from the standard, or if concentrations of analytes in the sample are higher than the highest limit of concentration that the laboratory can accurately report, the sample may be diluted for analysis. If a value different than 1 is used in this field, the result reported has already been corrected for this factor.
Limits	These are the target % recovery ranges or % difference value that the laboratory has historically determined as normal for the method and analyte being reported. Successful QC Sample analysis will target all analytes recovered or duplicated within these ranges.
Original Sample	The non-spiked sample in the prep batch used to determine the Relative Percent Difference (RPD) from a quality control sample. The Original Sample may not be included within the reported SDG.
Qualifier	This column provides a letter and/or number designation that corresponds to additional information concerning the result reported. If a Qualifier is present, a definition per Qualifier is provided within the Glossary and Definitions page and potentially a discussion of possible implications of the Qualifier in the Case Narrative if applicable.
Result	The actual analytical final result (corrected for any sample specific characteristics) reported for your sample. If there was no measurable result returned for a specific analyte, the result in this column may state "ND" (Not Detected) or "BDL" (Below Detectable Levels). The information in the results column should always be accompanied by either an MDL (Method Detection Limit) or RDL (Reporting Detection Limit) that defines the lowest value that the laboratory could detect or report for this analyte.
Uncertainty (Radiochemistry)	Confidence level of 2 sigma.
Case Narrative (Cn)	A brief discussion about the included sample results, including a discussion of any non-conformances to protocol observed either at sample receipt by the laboratory from the field or during the analytical process. If present, there will be a section in the Case Narrative to discuss the meaning of any data qualifiers used in the report.
Quality Control Summary (Qc)	This section of the report includes the results of the laboratory quality control analyses required by procedure or analytical methods to assist in evaluating the validity of the results reported for your samples. These analyses are not being performed on your samples typically, but on laboratory generated material.
Sample Chain of Custody (Sc)	This is the document created in the field when your samples were initially collected. This is used to verify the time and date of collection, the person collecting the samples, and the analyses that the laboratory is requested to perform. This chain of custody also documents all persons (excluding commercial shippers) that have had control or possession of the samples from the time of collection until delivery to the laboratory for analysis.
Sample Results (Sr)	This section of your report will provide the results of all testing performed on your samples. These results are provided by sample ID and are separated by the analyses performed on each sample. The header line of each analysis section for each sample will provide the name and method number for the analysis reported.
Sample Summary (Ss)	This section of the Analytical Report defines the specific analyses performed for each sample ID, including the dates and times of preparation and/or analysis.

### Qualifier Description

J	The identification of the analyte is acceptable; the reported value is an estimate.
J3	The associated batch QC was outside the established quality control range for precision.
J6	The sample matrix interfered with the ability to make any accurate determination; spike value is low.
Q	Sample was prepared and/or analyzed past holding time as defined in the method. Concentrations should be considered minimum values.
T8	Sample(s) received past/too close to holding time expiration.

1 Cp

2 Tc

3 Ss

4 Cn

5 Sr

6 Qc

7 GI

8 AI

9 Sc

# ACCREDITATIONS & LOCATIONS

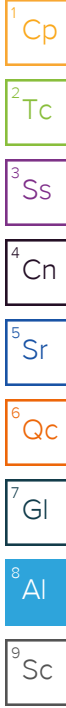
## Pace Analytical National 12065 Lebanon Rd Mount Juliet, TN 37122

Alabama	40660	Nebraska	NE-OS-15-05
Alaska	17-026	Nevada	TN000032021-1
Arizona	AZ0612	New Hampshire	2975
Arkansas	88-0469	New Jersey–NELAP	TN002
California	2932	New Mexico <sup>1</sup>	TN00003
Colorado	TN00003	New York	11742
Connecticut	PH-0197	North Carolina	Env375
Florida	E87487	North Carolina <sup>1</sup>	DW21704
Georgia	NELAP	North Carolina <sup>3</sup>	41
Georgia <sup>1</sup>	923	North Dakota	R-140
Idaho	TN00003	Ohio–VAP	CL0069
Illinois	200008	Oklahoma	9915
Indiana	C-TN-01	Oregon	TN200002
Iowa	364	Pennsylvania	68-02979
Kansas	E-10277	Rhode Island	LA000356
Kentucky <sup>1,6</sup>	KY90010	South Carolina	84004002
Kentucky <sup>2</sup>	16	South Dakota	n/a
Louisiana	AI30792	Tennessee <sup>1,4</sup>	2006
Louisiana	LA018	Texas	T104704245-20-18
Maine	TN00003	Texas <sup>5</sup>	LAB0152
Maryland	324	Utah	TN000032021-11
Massachusetts	M-TN003	Vermont	VT2006
Michigan	9958	Virginia	110033
Minnesota	047-999-395	Washington	C847
Mississippi	TN00003	West Virginia	233
Missouri	340	Wisconsin	998093910
Montana	CERT0086	Wyoming	A2LA
A2LA – ISO 17025	1461.01	AIHA-LAP,LLC EMLAP	100789
A2LA – ISO 17025 <sup>5</sup>	1461.02	DOD	1461.01
Canada	1461.01	USDA	P330-15-00234
EPA–Crypto	TN00003		

<sup>1</sup> Drinking Water <sup>2</sup> Underground Storage Tanks <sup>3</sup> Aquatic Toxicity <sup>4</sup> Chemical/Microbiological <sup>5</sup> Mold <sup>6</sup> Wastewater n/a Accreditation not applicable

\* Not all certifications held by the laboratory are applicable to the results reported in the attached report.

\* Accreditation is only applicable to the test methods specified on each scope of accreditation held by Pace Analytical.



Company Name/Address: **Caerus Oil and Gas**  
 143 Diamond Avenue  
 Parachute, CO 81635

Billing Information:  
 Accounts Payable  
 1001 17th St., Ste. 1600  
 Denver, CO 80202

Report to: **Brett Middleton**  
 Email To: **JJanicek@caerusoilandgas.com; brollins@caerus**

Project Description: **909J** City/State Collected: **Parachute, CO** Please Circle: **PT**  **MD**  **CT**  **ET**

Phone: **970-285-2653** Client Project # \_\_\_\_\_ Lab Project # \_\_\_\_\_

Collected by (print): **Will Harmon** Site/Facility ID # \_\_\_\_\_ P.O. # \_\_\_\_\_

Collected by (signature): *[Signature]* **Rush?** (Lab MUST Be Notified)  
 Same Day  Five Day  
 Next Day  5 Day (Rad Only)  
 Two Day  10 Day (Rad Only)  
 Three Day

Quote # \_\_\_\_\_ Date Results Needed: **ASAP** No. of Cntrs: \_\_\_\_\_

Immediately Packed on Ice N  Y  X

Sample ID: **OS RM1-09899-WAPC** Comp/Grab: **Grab** Matrix: **GW** Depth: **Surface** Date: **1/10/23** Time: **1300**

Analysis / Container / Preservative: **ALK,ALKBI,ALKCA 250mlHDPE-NoPres** **Br,Cl,F,SO4 250mlHDPE-NoPres** **DRONMLVI 40mlAmb-HCl-BT** **GRO 40mlAmb HCl** **PT 250mlHDPE-H2SO4** **RA-226/228 1L-HDPE-Add-HNO3** **SPCON 250mlHDPE-NoPres** **TDS 1L-HDPE NoPres** **TSS 1L-HDPE NoPres** **Total Metals 250mlHDPE-HNO3**

Chain of Custody Page \_\_\_ of \_\_\_

**Pace**  
 PEOPLE ADVANCING SCIENCE  
 MT JULIET, TN  
 12065 Lebanon Rd Mount Juliet, TN 37122  
 Submitting a sample via this chain of custody constitutes acknowledgment and acceptance of the Pace Terms and Conditions found at: <https://info.pacelabs.com/hubs/pas-standard-terms.pdf>

SDG # **L1574761**  
**J216**

Acctnum: **CAERUSPCO**  
 Template: **T215555**  
 Prelogin: **P963757**  
 PM: **824 - Chris Ward**  
 PB: \_\_\_\_\_  
 Shipped Via: **FedEX Ground**

Sample ID	Comp/Grab	Matrix *	Depth	Date	Time	Cntrs	ALK,ALKBI,ALKCA 250mlHDPE-NoPres	Br,Cl,F,SO4 250mlHDPE-NoPres	DRONMLVI 40mlAmb-HCl-BT	GRO 40mlAmb HCl	PT 250mlHDPE-H2SO4	RA-226/228 1L-HDPE-Add-HNO3	SPCON 250mlHDPE-NoPres	TDS 1L-HDPE NoPres	TSS 1L-HDPE NoPres	Total Metals 250mlHDPE-HNO3
OS RM1-09899-WAPC	Grab	GW	Surface	1/10/23	1300	17	X	X	X	X	X	X	X	X	X	X
		GW				17	X	X	X	X	X	X	X	X	X	X
		GW				17	X	X	X	X	X	X	X	X	X	X
		GW				17	X	X	X	X	X	X	X	X	X	X
		GW				17	X	X	X	X	X	X	X	X	X	X
		GW				17	X	X	X	X	X	X	X	X	X	X
		GW				17	X	X	X	X	X	X	X	X	X	X
		GW				17	X	X	X	X	X	X	X	X	X	X
		GW				17	X	X	X	X	X	X	X	X	X	X
		GW				17	X	X	X	X	X	X	X	X	X	X

\* Matrix: **SS - Soil AIR - Air F - Filter**  
**GW - Groundwater B - Bioassay**  
**WW - WasteWater**  
**DW - Drinking Water**  
**OT - Other**

Remarks: **Metals - Ba,B,Ca,Fe,K,Mg,Mn,Na,Se,Sr**

Samples returned via:  UPS  **FedEx**  Courier \_\_\_\_\_ Tracking # **6126 6537 5114**

Relinquished by: (Signature) *[Signature]* Date: **1/10/23** Time: **15:30** Received by: (Signature) *[Signature]* Trip Blank Received:  Yes  No  
 HCl / MeOH  
 TBR

Relinquished by: (Signature) *[Signature]* Date: **1/10/23** Time: **15:45** Received by: (Signature) *[Signature]* Temperature: **6.32 °C** Bottles Received: **17** If preservation required by Login: Date/Time

Relinquished by: (Signature) *[Signature]* Date: \_\_\_\_\_ Time: \_\_\_\_\_ Received for lab by: (Signature) *[Signature]* Date: **1/11** Time: **0900** Hold: \_\_\_\_\_ Condition: **NCF / OK**

Sample Receipt Checklist  
 COC Seal Present/Intact:  Y  N  
 COC Signed/Accurate:  Y  N  
 Bottles arrive intact:  Y  N  
 Correct bottles used:  Y  N  
 Sufficient volume sent:  Y  N  
 If Applicable  
 VOA Zero Headspace:  Y  N  
 Preservation Correct/Checked:  Y  N  
 RAD Screen <0.5 mR/hr:  Y  N

Company Name/Address:  
**Caerus Oil and Gas**  
 143 Diamond Avenue  
 Parachute, CO 81635

Billing Information:  
 Accounts Payable  
 1001 17th St., Ste. 1600  
 Denver, CO 80202

Analysis / Container / Preservative	
Pres Chk	

Chain of Custody Page \_\_\_ of \_\_\_



**MT JULIET, TN**  
 12065 Lebanon Rd Mount Juliet, TN 37122  
 Submitting a sample via this chain of custody constitutes acknowledgment and acceptance of the Pace Terms and Conditions found at: <https://info.pacelabs.com/hubs/pas-standard-terms.pdf>

Report to:  
**Brett Middleton**

Email To:  
 JJanicek@caerusoilandgas.com; brollins@caerus

Project Description: **9095**

City/State Collected: **Parachute, CO**

Please Circle:  
 PT  MT  CT  ET

Phone: **970-285-2653**


Client Project #

Lab Project #

Collected by (print): **Will Harmon**

Site/Facility ID #

P.O. #

Collected by (signature):   
 Immediately Packed on Ice N \_\_\_ Y

**Rush?** (Lab MUST Be Notified)  
 \_\_\_ Same Day \_\_\_ Five Day  
 \_\_\_ Next Day \_\_\_ 5 Day (Rad Only)  
 \_\_\_ Two Day \_\_\_ 10 Day (Rad Only)  
 \_\_\_ Three Day

Quote #  
 Date Results Needed: **ASAP**  
 No. of Cntrs


Sample ID	Comp/Grab	Matrix *	Depth	Date	Time	No. of Cntrs	V8260BTEXN 40mIAmb-HCl	V8260BTEXN 40mIAmb-HCl-BIK	pH 125mIHDPE-NoPres				
<del>05-015</del>		GW				17	X	<del>X</del>	X				
RN1-09899-WMFK	Grab	GW	Surface	1/10/23	1300	17	X		X				
		GW				17	X		X				
		GW				17	X		X				
		GW				17	X		X				
		GW				17	X		X				
		GW				17	X		X				
		GW				17	X		X				
		GW				17	X		X				
		GW				17	X		X				


SDG # **U574761**  
 Table #  
 Acctnum: **CAERUSPCO**  
 Template: **T215555**  
 Prelogin: **P963757**  
 PM: **824 - Chris Ward**  
 PB:  
 Shipped Via: **FedEX Ground**  
 Remarks Sample # (lab only)


\* Matrix:  
 SS - Soil AIR - Air F - Filter  
 GW - Groundwater B - Bioassay  
 WW - WasteWater  
 DW - Drinking Water  
 OT - Other

Remarks: **Metals - Ba,B,Ca,Fe,K,Mg,Mn,Na,Se,Sr**  
 pH \_\_\_\_\_ Temp \_\_\_\_\_  
 Flow \_\_\_\_\_ Other \_\_\_\_\_  
 Samples returned via:  
 \_\_\_ UPS \_\_\_ FedEx \_\_\_ Courier \_\_\_\_\_  
 Tracking # \_\_\_\_\_

**Sample Receipt Checklist**  
 COC Seal Present/Intact:  NP  Y  N  
 COC Signed/Accurate:  Y  N  
 Bottles arrive intact:  Y  N  
 Correct bottles used:  Y  N  
 Sufficient volume sent:  Y  N  
 If Applicable  
 VOA Zero Headspace:  Y  N  
 Preservation Correct/Checked:  Y  N  
 RAD Screen <0.5 mR/hr:  Y  N

Relinquished by: (Signature)   
 Date: **1/10/23**  
 Time: **15:30**

Received by: (Signature)   
 Date: **1/10/23**  
 Time: **1545**

Received for lab by: (Signature)   
 Date: **1/11**  
 Time: **0900**

Trip Blank Received:  Yes  No  
 HCL MeOH TBR  
 Temp: **57.0 to 57.0** °C  
 Bottles Received: **17**

If preservation required by Login: Date/Time  
 Hold:  
 Condition: **NCF / OK**