

**Caerus Oil and Gas**

Sample Delivery Group: L1587613  
Samples Received: 02/21/2023  
Project Number:  
Description: 909J

Report To: Blair Rollins  
143 Diamond Avenue  
Parachute, CO 81635

Entire Report Reviewed By:



Chris Ward  
Project Manager

Results relate only to the items tested or calibrated and are reported as rounded values. This test report shall not be reproduced, except in full, without written approval of the laboratory. Where applicable, sampling conducted by Pace Analytical National is performed per guidance provided in laboratory standard operating procedures ENV-SOP-MTJL-0067 and ENV-SOP-MTJL-0068. Where sampling conducted by the customer, results relate to the accuracy of the information provided, and as the samples are received.

**Pace Analytical National**12065 Lebanon Rd Mount Juliet, TN 37122 615-758-5858 800-767-5859 [www.pacenational.com](http://www.pacenational.com)

# TABLE OF CONTENTS

<b>Cp: Cover Page</b>	<b>1</b>
<b>Tc: Table of Contents</b>	<b>2</b>
<b>Ss: Sample Summary</b>	<b>3</b>
<b>Cn: Case Narrative</b>	<b>6</b>
<b>Sr: Sample Results</b>	<b>7</b>
<b>PJ16-TANK-WMFK L1587613-01</b>	<b>7</b>
<b>PD16-TANK-WMFK L1587613-02</b>	<b>9</b>
<b>PJ19-TANK-WMFK L1587613-03</b>	<b>11</b>
<b>PK21-TANK-WMFK L1587613-04</b>	<b>13</b>
<b>PB20-TANK-WMFK L1587613-05</b>	<b>15</b>
<b>PC22-TANK-WMFK L1587613-06</b>	<b>17</b>
<b>PH25-TANK-WMFK L1587613-07</b>	<b>19</b>
<b>PF29-TANK-WMFK L1587613-08</b>	<b>21</b>
<b>Qc: Quality Control Summary</b>	<b>23</b>
<b>Gravimetric Analysis by Method 2540 D-2015</b>	<b>23</b>
<b>Wet Chemistry by Method 2320 B-2011</b>	<b>25</b>
<b>Wet Chemistry by Method 353.2</b>	<b>27</b>
<b>Wet Chemistry by Method 365.4</b>	<b>28</b>
<b>Wet Chemistry by Method 9040C</b>	<b>29</b>
<b>Wet Chemistry by Method 9050A</b>	<b>30</b>
<b>Wet Chemistry by Method 9056A</b>	<b>32</b>
<b>Metals (ICP) by Method 6010B</b>	<b>34</b>
<b>Volatile Organic Compounds (GC) by Method 8015D/GRO</b>	<b>36</b>
<b>Volatile Organic Compounds (GC/MS) by Method 8260B</b>	<b>38</b>
<b>Semi-Volatile Organic Compounds (GC) by Method 8015M</b>	<b>44</b>
<b>Gl: Glossary of Terms</b>	<b>46</b>
<b>Al: Accreditations &amp; Locations</b>	<b>47</b>
<b>Sc: Sample Chain of Custody</b>	<b>48</b>



# SAMPLE SUMMARY

## PJ16-TANK-WMFK L1587613-01 GW

Collected by: Will Harmon  
 Collected date/time: 02/20/23 08:50  
 Received date/time: 02/21/23 08:45

Method	Batch	Dilution	Preparation date/time	Analysis date/time	Analyst	Location
Gravimetric Analysis by Method 2540 D-2015	WG2011292	1	02/23/23 00:01	02/23/23 10:34	AS	Mt. Juliet, TN
Wet Chemistry by Method 2320 B-2011	WG2011424	1	02/23/23 10:59	02/23/23 10:59	ARD	Mt. Juliet, TN
Wet Chemistry by Method 353.2	WG2010237	10	02/22/23 22:30	02/22/23 22:30	JCS	Mt. Juliet, TN
Wet Chemistry by Method 365.4	WG2012037	1	02/23/23 08:43	02/23/23 22:06	LDT	Mt. Juliet, TN
Wet Chemistry by Method 9040C	WG2009994	1	02/21/23 14:05	02/21/23 14:05	DB	Mt. Juliet, TN
Wet Chemistry by Method 9050A	WG2010566	1	02/23/23 14:17	02/23/23 14:17	NTG	Mt. Juliet, TN
Wet Chemistry by Method 9056A	WG2009877	10	02/21/23 17:53	02/21/23 17:53	GEB	Mt. Juliet, TN
Wet Chemistry by Method 9056A	WG2009877	100	02/21/23 18:05	02/21/23 18:05	GEB	Mt. Juliet, TN
Metals (ICP) by Method 6010B	WG2009904	10	02/21/23 12:57	02/22/23 00:53	ABL	Mt. Juliet, TN
Metals (ICP) by Method 6010B	WG2009904	100	02/21/23 12:57	02/23/23 01:16	SPL	Mt. Juliet, TN
Volatile Organic Compounds (GC) by Method 8015D/GRO	WG2010808	100	02/23/23 00:01	02/23/23 00:01	JAH	Mt. Juliet, TN
Volatile Organic Compounds (GC/MS) by Method 8260B	WG2009973	100	02/21/23 19:21	02/21/23 19:21	GH	Mt. Juliet, TN
Volatile Organic Compounds (GC/MS) by Method 8260B	WG2011945	500	02/24/23 02:26	02/24/23 02:26	JHH	Mt. Juliet, TN
Semi-Volatile Organic Compounds (GC) by Method 8015M	WG2011878	1	02/23/23 16:15	02/24/23 21:21	MAA	Mt. Juliet, TN
Semi-Volatile Organic Compounds (GC) by Method 8015M	WG2011878	1	02/23/23 16:15	02/26/23 02:42	NH	Mt. Juliet, TN

- 1 Cp
- 2 Tc
- 3 Ss
- 4 Cn
- 5 Sr
- 6 Qc
- 7 Gl
- 8 Al
- 9 Sc

## PD16-TANK-WMFK L1587613-02 GW

Collected by: Will Harmon  
 Collected date/time: 02/20/23 08:15  
 Received date/time: 02/21/23 08:45

Method	Batch	Dilution	Preparation date/time	Analysis date/time	Analyst	Location
Gravimetric Analysis by Method 2540 D-2015	WG2011292	1	02/23/23 00:01	02/23/23 10:34	AS	Mt. Juliet, TN
Wet Chemistry by Method 2320 B-2011	WG2011424	1	02/23/23 11:03	02/23/23 11:03	ARD	Mt. Juliet, TN
Wet Chemistry by Method 353.2	WG2010237	10	02/22/23 22:31	02/22/23 22:31	JCS	Mt. Juliet, TN
Wet Chemistry by Method 365.4	WG2012037	1	02/23/23 08:43	02/23/23 22:07	LDT	Mt. Juliet, TN
Wet Chemistry by Method 9040C	WG2009994	1	02/21/23 14:05	02/21/23 14:05	DB	Mt. Juliet, TN
Wet Chemistry by Method 9050A	WG2010566	1	02/23/23 14:17	02/23/23 14:17	NTG	Mt. Juliet, TN
Wet Chemistry by Method 9056A	WG2009877	50	02/21/23 18:18	02/21/23 18:18	GEB	Mt. Juliet, TN
Wet Chemistry by Method 9056A	WG2009877	500	02/21/23 18:55	02/21/23 18:55	GEB	Mt. Juliet, TN
Metals (ICP) by Method 6010B	WG2009904	10	02/21/23 12:57	02/22/23 00:56	ABL	Mt. Juliet, TN
Metals (ICP) by Method 6010B	WG2009904	100	02/21/23 12:57	02/23/23 01:19	SPL	Mt. Juliet, TN
Volatile Organic Compounds (GC) by Method 8015D/GRO	WG2010329	25	02/22/23 04:09	02/22/23 04:09	KSD	Mt. Juliet, TN
Volatile Organic Compounds (GC/MS) by Method 8260B	WG2009973	50	02/21/23 19:42	02/21/23 19:42	GH	Mt. Juliet, TN
Volatile Organic Compounds (GC/MS) by Method 8260B	WG2011945	500	02/24/23 02:45	02/24/23 02:45	JHH	Mt. Juliet, TN
Semi-Volatile Organic Compounds (GC) by Method 8015M	WG2011878	20	02/23/23 16:15	02/26/23 04:32	NH	Mt. Juliet, TN

## PJ19-TANK-WMFK L1587613-03 GW

Collected by: Will Harmon  
 Collected date/time: 02/20/23 11:10  
 Received date/time: 02/21/23 08:45

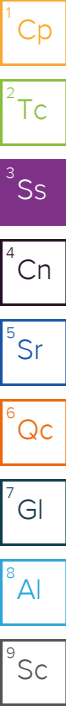
Method	Batch	Dilution	Preparation date/time	Analysis date/time	Analyst	Location
Gravimetric Analysis by Method 2540 D-2015	WG2011292	1	02/23/23 00:01	02/23/23 10:34	AS	Mt. Juliet, TN
Wet Chemistry by Method 2320 B-2011	WG2011424	1	02/23/23 11:07	02/23/23 11:07	ARD	Mt. Juliet, TN
Wet Chemistry by Method 353.2	WG2010237	10	02/22/23 22:33	02/22/23 22:33	JCS	Mt. Juliet, TN
Wet Chemistry by Method 365.4	WG2012037	1	02/23/23 08:43	02/23/23 22:08	LDT	Mt. Juliet, TN
Wet Chemistry by Method 9040C	WG2009994	1	02/21/23 14:05	02/21/23 14:05	DB	Mt. Juliet, TN
Wet Chemistry by Method 9050A	WG2010566	1	02/23/23 14:17	02/23/23 14:17	NTG	Mt. Juliet, TN
Wet Chemistry by Method 9056A	WG2009877	10	02/21/23 19:07	02/21/23 19:07	GEB	Mt. Juliet, TN
Wet Chemistry by Method 9056A	WG2009877	100	02/21/23 19:20	02/21/23 19:20	GEB	Mt. Juliet, TN
Metals (ICP) by Method 6010B	WG2009904	10	02/21/23 12:57	02/22/23 00:59	ABL	Mt. Juliet, TN
Volatile Organic Compounds (GC) by Method 8015D/GRO	WG2010329	10	02/22/23 04:31	02/22/23 04:31	KSD	Mt. Juliet, TN
Volatile Organic Compounds (GC/MS) by Method 8260B	WG2009973	500	02/21/23 20:03	02/21/23 20:03	GH	Mt. Juliet, TN
Semi-Volatile Organic Compounds (GC) by Method 8015M	WG2011878	5	02/23/23 16:15	02/26/23 04:09	NH	Mt. Juliet, TN

# SAMPLE SUMMARY

## PK21-TANK-WMFK L1587613-04 GW

Collected by: Will Harmon  
 Collected date/time: 02/20/23 11:55  
 Received date/time: 02/21/23 08:45

Method	Batch	Dilution	Preparation date/time	Analysis date/time	Analyst	Location
Gravimetric Analysis by Method 2540 D-2015	WG2011292	1	02/23/23 00:01	02/23/23 10:34	AS	Mt. Juliet, TN
Wet Chemistry by Method 2320 B-2011	WG2011424	1	02/23/23 11:12	02/23/23 11:12	ARD	Mt. Juliet, TN
Wet Chemistry by Method 353.2	WG2010237	10	02/22/23 22:34	02/22/23 22:34	JCS	Mt. Juliet, TN
Wet Chemistry by Method 365.4	WG2012037	1	02/23/23 08:43	02/23/23 22:09	LDT	Mt. Juliet, TN
Wet Chemistry by Method 9040C	WG2009994	1	02/21/23 14:05	02/21/23 14:05	DB	Mt. Juliet, TN
Wet Chemistry by Method 9050A	WG2011399	1	02/23/23 18:03	02/23/23 18:03	NTG	Mt. Juliet, TN
Wet Chemistry by Method 9056A	WG2009877	10	02/21/23 19:32	02/21/23 19:32	GEB	Mt. Juliet, TN
Wet Chemistry by Method 9056A	WG2009877	100	02/21/23 19:45	02/21/23 19:45	GEB	Mt. Juliet, TN
Metals (ICP) by Method 6010B	WG2009904	10	02/21/23 12:57	02/22/23 01:02	ABL	Mt. Juliet, TN
Volatile Organic Compounds (GC) by Method 8015D/GRO	WG2010329	100	02/22/23 05:58	02/22/23 05:58	KSD	Mt. Juliet, TN
Volatile Organic Compounds (GC/MS) by Method 8260B	WG2010352	100	02/22/23 07:42	02/22/23 07:42	JAH	Mt. Juliet, TN
Volatile Organic Compounds (GC/MS) by Method 8260B	WG2010972	1000	02/23/23 04:32	02/23/23 04:32	JAH	Mt. Juliet, TN
Semi-Volatile Organic Compounds (GC) by Method 8015M	WG2013328	1	02/28/23 08:40	02/28/23 16:27	HLJ	Mt. Juliet, TN
Semi-Volatile Organic Compounds (GC) by Method 8015M	WG2013328	2	02/28/23 08:40	03/01/23 02:26	DMG	Mt. Juliet, TN



## PB20-TANK-WMFK L1587613-05 GW

Collected by: Will Harmon  
 Collected date/time: 02/20/23 10:00  
 Received date/time: 02/21/23 08:45

Method	Batch	Dilution	Preparation date/time	Analysis date/time	Analyst	Location
Gravimetric Analysis by Method 2540 D-2015	WG2011292	1	02/23/23 00:01	02/23/23 10:34	AS	Mt. Juliet, TN
Wet Chemistry by Method 2320 B-2011	WG2011424	1	02/23/23 11:16	02/23/23 11:16	ARD	Mt. Juliet, TN
Wet Chemistry by Method 353.2	WG2010237	10	02/22/23 22:35	02/22/23 22:35	JCS	Mt. Juliet, TN
Wet Chemistry by Method 365.4	WG2012037	1	02/23/23 08:43	02/23/23 22:13	LDT	Mt. Juliet, TN
Wet Chemistry by Method 9040C	WG2009994	1	02/21/23 14:05	02/21/23 14:05	DB	Mt. Juliet, TN
Wet Chemistry by Method 9050A	WG2011399	1	02/23/23 18:03	02/23/23 18:03	NTG	Mt. Juliet, TN
Wet Chemistry by Method 9056A	WG2009877	10	02/21/23 19:57	02/21/23 19:57	GEB	Mt. Juliet, TN
Wet Chemistry by Method 9056A	WG2009877	100	02/21/23 20:10	02/21/23 20:10	GEB	Mt. Juliet, TN
Metals (ICP) by Method 6010B	WG2009904	10	02/21/23 12:57	02/22/23 01:05	ABL	Mt. Juliet, TN
Volatile Organic Compounds (GC) by Method 8015D/GRO	WG2010808	100	02/23/23 00:23	02/23/23 00:23	JAH	Mt. Juliet, TN
Volatile Organic Compounds (GC/MS) by Method 8260B	WG2010972	250	02/23/23 04:53	02/23/23 04:53	JAH	Mt. Juliet, TN
Semi-Volatile Organic Compounds (GC) by Method 8015M	WG2011878	5	02/23/23 16:15	02/26/23 03:25	NH	Mt. Juliet, TN

## PC22-TANK-WMFK L1587613-06 GW

Collected by: Will Harmon  
 Collected date/time: 02/20/23 09:25  
 Received date/time: 02/21/23 08:45

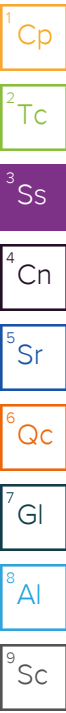
Method	Batch	Dilution	Preparation date/time	Analysis date/time	Analyst	Location
Gravimetric Analysis by Method 2540 D-2015	WG2011293	1	02/23/23 00:07	02/23/23 08:32	AS	Mt. Juliet, TN
Wet Chemistry by Method 2320 B-2011	WG2011424	1	02/23/23 11:20	02/23/23 11:20	ARD	Mt. Juliet, TN
Wet Chemistry by Method 353.2	WG2010237	10	02/22/23 22:37	02/22/23 22:37	JCS	Mt. Juliet, TN
Wet Chemistry by Method 365.4	WG2012037	1	02/23/23 08:43	02/23/23 22:14	LDT	Mt. Juliet, TN
Wet Chemistry by Method 9040C	WG2009994	1	02/21/23 14:05	02/21/23 14:05	DB	Mt. Juliet, TN
Wet Chemistry by Method 9050A	WG2011399	1	02/23/23 18:03	02/23/23 18:03	NTG	Mt. Juliet, TN
Wet Chemistry by Method 9056A	WG2009877	10	02/21/23 20:22	02/21/23 20:22	GEB	Mt. Juliet, TN
Wet Chemistry by Method 9056A	WG2009877	100	02/21/23 20:35	02/21/23 20:35	GEB	Mt. Juliet, TN
Metals (ICP) by Method 6010B	WG2009904	10	02/21/23 12:57	02/22/23 01:08	ABL	Mt. Juliet, TN
Volatile Organic Compounds (GC) by Method 8015D/GRO	WG2010808	100	02/23/23 00:45	02/23/23 00:45	JAH	Mt. Juliet, TN
Volatile Organic Compounds (GC/MS) by Method 8260B	WG2010972	250	02/23/23 05:14	02/23/23 05:14	JAH	Mt. Juliet, TN
Semi-Volatile Organic Compounds (GC) by Method 8015M	WG2011878	5	02/23/23 16:15	02/26/23 03:04	NH	Mt. Juliet, TN

# SAMPLE SUMMARY

## PH25-TANK-WMFK L1587613-07 GW

Collected by: Will Harmon  
 Collected date/time: 02/20/23 13:10  
 Received date/time: 02/21/23 08:45

Method	Batch	Dilution	Preparation date/time	Analysis date/time	Analyst	Location
Gravimetric Analysis by Method 2540 D-2015	WG2011293	1	02/23/23 00:07	02/23/23 08:32	AS	Mt. Juliet, TN
Wet Chemistry by Method 2320 B-2011	WG2011424	1	02/23/23 11:57	02/23/23 11:57	ARD	Mt. Juliet, TN
Wet Chemistry by Method 353.2	WG2010237	10	02/22/23 22:38	02/22/23 22:38	JCS	Mt. Juliet, TN
Wet Chemistry by Method 365.4	WG2012037	1	02/23/23 08:43	02/23/23 22:16	LDT	Mt. Juliet, TN
Wet Chemistry by Method 9040C	WG2009994	1	02/21/23 14:05	02/21/23 14:05	DB	Mt. Juliet, TN
Wet Chemistry by Method 9050A	WG2011399	1	02/23/23 18:03	02/23/23 18:03	NTG	Mt. Juliet, TN
Wet Chemistry by Method 9056A	WG2009877	10	02/21/23 20:47	02/21/23 20:47	GEB	Mt. Juliet, TN
Wet Chemistry by Method 9056A	WG2009877	100	02/21/23 21:25	02/21/23 21:25	GEB	Mt. Juliet, TN
Metals (ICP) by Method 6010B	WG2009904	10	02/21/23 12:57	02/22/23 01:10	ABL	Mt. Juliet, TN
Volatile Organic Compounds (GC) by Method 8015D/GRO	WG2010808	100	02/23/23 01:06	02/23/23 01:06	JAH	Mt. Juliet, TN
Volatile Organic Compounds (GC/MS) by Method 8260B	WG2010972	100	02/23/23 05:35	02/23/23 05:35	JAH	Mt. Juliet, TN
Volatile Organic Compounds (GC/MS) by Method 8260B	WG2011792	500	02/23/23 18:17	02/23/23 18:17	KSD	Mt. Juliet, TN
Semi-Volatile Organic Compounds (GC) by Method 8015M	WG2011878	5	02/23/23 16:15	02/26/23 03:47	NH	Mt. Juliet, TN



## PF29-TANK-WMFK L1587613-08 GW

Collected by: Will Harmon  
 Collected date/time: 02/20/23 12:34  
 Received date/time: 02/21/23 08:45

Method	Batch	Dilution	Preparation date/time	Analysis date/time	Analyst	Location
Gravimetric Analysis by Method 2540 D-2015	WG2011293	1	02/23/23 00:07	02/23/23 08:32	AS	Mt. Juliet, TN
Wet Chemistry by Method 2320 B-2011	WG2011424	1	02/23/23 12:01	02/23/23 12:01	ARD	Mt. Juliet, TN
Wet Chemistry by Method 353.2	WG2010237	10	02/22/23 22:43	02/22/23 22:43	JCS	Mt. Juliet, TN
Wet Chemistry by Method 365.4	WG2012037	1	02/23/23 08:43	02/23/23 22:17	LDT	Mt. Juliet, TN
Wet Chemistry by Method 9040C	WG2009994	1	02/21/23 14:05	02/21/23 14:05	DB	Mt. Juliet, TN
Wet Chemistry by Method 9050A	WG2011399	1	02/23/23 18:03	02/23/23 18:03	NTG	Mt. Juliet, TN
Wet Chemistry by Method 9056A	WG2009877	10	02/21/23 21:37	02/21/23 21:37	GEB	Mt. Juliet, TN
Wet Chemistry by Method 9056A	WG2009877	100	02/21/23 21:49	02/21/23 21:49	GEB	Mt. Juliet, TN
Metals (ICP) by Method 6010B	WG2009904	10	02/21/23 12:57	02/22/23 01:13	ABL	Mt. Juliet, TN
Volatile Organic Compounds (GC) by Method 8015D/GRO	WG2010808	100	02/23/23 01:28	02/23/23 01:28	JAH	Mt. Juliet, TN
Volatile Organic Compounds (GC/MS) by Method 8260B	WG2010972	250	02/23/23 05:57	02/23/23 05:57	JAH	Mt. Juliet, TN
Semi-Volatile Organic Compounds (GC) by Method 8015M	WG2011878	1	02/23/23 16:15	02/26/23 01:58	NH	Mt. Juliet, TN

# CASE NARRATIVE

All sample aliquots were received at the correct temperature, in the proper containers, with the appropriate preservatives, and within method specified holding times, unless qualified or notated within the report. Where applicable, all MDL (LOD) and RDL (LOQ) values reported for environmental samples have been corrected for the dilution factor used in the analysis. All Method and Batch Quality Control are within established criteria except where addressed in this case narrative, a non-conformance form or properly qualified within the sample results. By my digital signature below, I affirm to the best of my knowledge, all problems/anomalies observed by the laboratory as having the potential to affect the quality of the data have been identified by the laboratory, and no information or data have been knowingly withheld that would affect the quality of the data.



Chris Ward  
Project Manager

## Project Narrative

---

TDS cancelled due to matrix containing oil/gas

<sup>1</sup> Cp

<sup>2</sup> Tc

<sup>3</sup> Ss

<sup>4</sup> Cn

<sup>5</sup> Sr

<sup>6</sup> Qc

<sup>7</sup> Gl

<sup>8</sup> Al

<sup>9</sup> Sc

Gravimetric Analysis by Method 2540 D-2015

Analyte	Result	Qualifier	RDL	Dilution	Analysis	Batch
Suspended Solids	mg/l		mg/l		date / time	
	420		62.5	1	02/23/2023 10:34	<a href="#">WG2011292</a>

Wet Chemistry by Method 2320 B-2011

Analyte	Result	Qualifier	MDL	RDL	Dilution	Analysis	Batch
Alkalinity	mg/l		mg/l	mg/l		date / time	
Alkalinity,Bicarbonate	791		8.45	20.0	1	02/23/2023 10:59	<a href="#">WG2011424</a>
Alkalinity,Carbonate	791		8.45	20.0	1	02/23/2023 10:59	<a href="#">WG2011424</a>
	U		8.45	20.0	1	02/23/2023 10:59	<a href="#">WG2011424</a>

Sample Narrative:

L1587613-01 WG2011424: Endpoint pH 4.5 Headspace

Wet Chemistry by Method 353.2

Analyte	Result	Qualifier	MDL	RDL	Dilution	Analysis	Batch
Nitrate-Nitrite	mg/l		mg/l	mg/l		date / time	
	U		0.500	1.00	10	02/22/2023 22:30	<a href="#">WG2010237</a>

Sample Narrative:

L1587613-01 WG2010237: Dilution due to matrix.

Wet Chemistry by Method 365.4

Analyte	Result	Qualifier	MDL	RDL	Dilution	Analysis	Batch
Phosphorus,Total	mg/l		mg/l	mg/l		date / time	
	0.186		0.0350	0.100	1	02/23/2023 22:06	<a href="#">WG2012037</a>

Wet Chemistry by Method 9040C

Analyte	Result	Qualifier	Dilution	Analysis	Batch
pH	pH			date / time	
	6.84	<a href="#">T8</a>	1	02/21/2023 14:05	<a href="#">WG2009994</a>

Sample Narrative:

L1587613-01 WG2009994: 6.84 at 20.1C

Wet Chemistry by Method 9050A

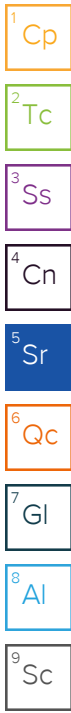
Analyte	Result	Qualifier	RDL	Dilution	Analysis	Batch
Specific Conductance	umhos/cm		umhos/cm		date / time	
	46700		10.0	1	02/23/2023 14:17	<a href="#">WG2010566</a>

Sample Narrative:

L1587613-01 WG2010566: at 25C

Wet Chemistry by Method 9056A

Analyte	Result	Qualifier	MDL	RDL	Dilution	Analysis	Batch
Bromide	mg/l		mg/l	mg/l		date / time	
Chloride	157		3.53	10.0	10	02/21/2023 17:53	<a href="#">WG2009877</a>
Fluoride	16500		37.9	100	100	02/21/2023 18:05	<a href="#">WG2009877</a>
Nitrate as (N)	0.869	<a href="#">J</a>	0.640	1.50	10	02/21/2023 17:53	<a href="#">WG2009877</a>
Nitrite as (N)	0.511	<a href="#">J</a>	0.480	1.00	10	02/21/2023 17:53	<a href="#">WG2009877</a>
Sulfate	U		0.420	1.00	10	02/21/2023 17:53	<a href="#">WG2009877</a>
	U		5.94	50.0	10	02/21/2023 17:53	<a href="#">WG2009877</a>



PJ16-TANK-WMFK

SAMPLE RESULTS - 01

Collected date/time: 02/20/23 08:50

L1587613

Metals (ICP) by Method 6010B

Analyte	Result mg/l	Qualifier	MDL mg/l	RDL mg/l	Dilution	Analysis date / time	Batch
Barium	162		0.00736	0.0500	10	02/22/2023 00:53	<a href="#">WG2009904</a>
Boron	3.42		0.200	2.00	10	02/22/2023 00:53	<a href="#">WG2009904</a>
Calcium	331		0.793	10.0	10	02/22/2023 00:53	<a href="#">WG2009904</a>
Iron	102		0.180	1.00	10	02/22/2023 00:53	<a href="#">WG2009904</a>
Magnesium	48.6		0.853	10.0	10	02/22/2023 00:53	<a href="#">WG2009904</a>
Manganese	0.866		0.00934	0.100	10	02/22/2023 00:53	<a href="#">WG2009904</a>
Potassium	87.8		2.61	20.0	10	02/22/2023 00:53	<a href="#">WG2009904</a>
Selenium	U		0.0735	0.100	10	02/22/2023 00:53	<a href="#">WG2009904</a>
Sodium	10700		50.4	300	100	02/23/2023 01:16	<a href="#">WG2009904</a>
Strontium	58.7		0.00640	0.100	10	02/22/2023 00:53	<a href="#">WG2009904</a>

- 1 Cp
- 2 Tc
- 3 Ss
- 4 Cn
- 5 Sr
- 6 Qc
- 7 Gl
- 8 Al
- 9 Sc

Volatile Organic Compounds (GC) by Method 8015D/GRO

Analyte	Result mg/l	Qualifier	MDL mg/l	RDL mg/l	Dilution	Analysis date / time	Batch
TPH (GC/FID) Low Fraction	172		3.14	10.0	100	02/23/2023 00:01	<a href="#">WG2010808</a>
(S) a,a,a-Trifluorotoluene(FID)	104			78.0-120		02/23/2023 00:01	<a href="#">WG2010808</a>

Volatile Organic Compounds (GC/MS) by Method 8260B

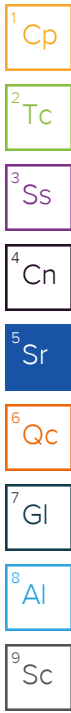
Analyte	Result mg/l	Qualifier	MDL mg/l	RDL mg/l	Dilution	Analysis date / time	Batch
Benzene	13.5		0.0471	0.500	500	02/24/2023 02:26	<a href="#">WG2011945</a>
Toluene	27.5		0.139	0.500	500	02/24/2023 02:26	<a href="#">WG2011945</a>
Ethylbenzene	0.855		0.0137	0.100	100	02/21/2023 19:21	<a href="#">WG2009973</a>
Xylenes, Total	13.9		0.0174	0.300	100	02/21/2023 19:21	<a href="#">WG2009973</a>
Naphthalene	U		0.100	0.500	100	02/21/2023 19:21	<a href="#">WG2009973</a>
(S) Toluene-d8	95.4			80.0-120		02/21/2023 19:21	<a href="#">WG2009973</a>
(S) Toluene-d8	105			80.0-120		02/24/2023 02:26	<a href="#">WG2011945</a>
(S) 4-Bromofluorobenzene	106			77.0-126		02/21/2023 19:21	<a href="#">WG2009973</a>
(S) 4-Bromofluorobenzene	94.8			77.0-126		02/24/2023 02:26	<a href="#">WG2011945</a>
(S) 1,2-Dichloroethane-d4	95.6			70.0-130		02/21/2023 19:21	<a href="#">WG2009973</a>
(S) 1,2-Dichloroethane-d4	99.9			70.0-130		02/24/2023 02:26	<a href="#">WG2011945</a>

Semi-Volatile Organic Compounds (GC) by Method 8015M

Analyte	Result mg/l	Qualifier	MDL mg/l	RDL mg/l	Dilution	Analysis date / time	Batch
C10-C28 Diesel Range	6.43		0.0222	0.100	1	02/26/2023 02:42	<a href="#">WG2011878</a>
C28-C36 Motor Oil Range	U		0.0118	0.100	1	02/24/2023 21:21	<a href="#">WG2011878</a>
(S) o-Terphenyl	113			52.0-156		02/26/2023 02:42	<a href="#">WG2011878</a>
(S) o-Terphenyl	114			52.0-156		02/24/2023 21:21	<a href="#">WG2011878</a>

Gravimetric Analysis by Method 2540 D-2015

Analyte	Result	Qualifier	RDL	Dilution	Analysis date / time	Batch
Suspended Solids	175	<u>J3</u>	31.3	1	02/23/2023 10:34	<a href="#">WG2011292</a>



Wet Chemistry by Method 2320 B-2011

Analyte	Result	Qualifier	MDL	RDL	Dilution	Analysis date / time	Batch
Alkalinity	1020		8.45	20.0	1	02/23/2023 11:03	<a href="#">WG2011424</a>
Alkalinity,Bicarbonate	1020		8.45	20.0	1	02/23/2023 11:03	<a href="#">WG2011424</a>
Alkalinity,Carbonate	U		8.45	20.0	1	02/23/2023 11:03	<a href="#">WG2011424</a>

Sample Narrative:

L1587613-02 WG2011424: Endpoint pH 4.5 Headspace

Wet Chemistry by Method 353.2

Analyte	Result	Qualifier	MDL	RDL	Dilution	Analysis date / time	Batch
Nitrate-Nitrite	U		0.500	1.00	10	02/22/2023 22:31	<a href="#">WG2010237</a>

Sample Narrative:

L1587613-02 WG2010237: Dilution due to matrix.

Wet Chemistry by Method 365.4

Analyte	Result	Qualifier	MDL	RDL	Dilution	Analysis date / time	Batch
Phosphorus,Total	0.0852	<u>J</u>	0.0350	0.100	1	02/23/2023 22:07	<a href="#">WG2012037</a>

Wet Chemistry by Method 9040C

Analyte	Result	Qualifier	Dilution	Analysis date / time	Batch
pH	7.40	<u>T8</u>	1	02/21/2023 14:05	<a href="#">WG2009994</a>

Sample Narrative:

L1587613-02 WG2009994: 7.4 at 19.8C

Wet Chemistry by Method 9050A

Analyte	Result	Qualifier	RDL	Dilution	Analysis date / time	Batch
Specific Conductance	59900		10.0	1	02/23/2023 14:17	<a href="#">WG2010566</a>

Sample Narrative:

L1587613-02 WG2010566: at 25C

Wet Chemistry by Method 9056A

Analyte	Result	Qualifier	MDL	RDL	Dilution	Analysis date / time	Batch
Bromide	199		17.6	50.0	50	02/21/2023 18:18	<a href="#">WG2009877</a>
Chloride	23000		190	500	500	02/21/2023 18:55	<a href="#">WG2009877</a>
Fluoride	U		3.20	7.50	50	02/21/2023 18:18	<a href="#">WG2009877</a>
Nitrate as (N)	2.55	<u>J</u>	2.40	5.00	50	02/21/2023 18:18	<a href="#">WG2009877</a>
Nitrite as (N)	U		2.10	5.00	50	02/21/2023 18:18	<a href="#">WG2009877</a>
Sulfate	U		29.7	250	50	02/21/2023 18:18	<a href="#">WG2009877</a>

PD16-TANK-WMFK

SAMPLE RESULTS - 02

Collected date/time: 02/20/23 08:15

L1587613

Metals (ICP) by Method 6010B

Analyte	Result mg/l	Qualifier	MDL mg/l	RDL mg/l	Dilution	Analysis date / time	Batch
Barium	167		0.00736	0.0500	10	02/22/2023 00:56	<a href="#">WG2009904</a>
Boron	7.37		0.200	2.00	10	02/22/2023 00:56	<a href="#">WG2009904</a>
Calcium	72.5		0.793	10.0	10	02/22/2023 00:56	<a href="#">WG2009904</a>
Iron	28.5		0.180	1.00	10	02/22/2023 00:56	<a href="#">WG2009904</a>
Magnesium	51.1		0.853	10.0	10	02/22/2023 00:56	<a href="#">WG2009904</a>
Manganese	0.227		0.00934	0.100	10	02/22/2023 00:56	<a href="#">WG2009904</a>
Potassium	116		2.61	20.0	10	02/22/2023 00:56	<a href="#">WG2009904</a>
Selenium	U		0.0735	0.100	10	02/22/2023 00:56	<a href="#">WG2009904</a>
Sodium	15900		50.4	300	100	02/23/2023 01:19	<a href="#">WG2009904</a>
Strontium	53.4		0.00640	0.100	10	02/22/2023 00:56	<a href="#">WG2009904</a>

- 1 Cp
- 2 Tc
- 3 Ss
- 4 Cn
- 5 Sr
- 6 Qc
- 7 Gl
- 8 Al
- 9 Sc

Volatile Organic Compounds (GC) by Method 8015D/GRO

Analyte	Result mg/l	Qualifier	MDL mg/l	RDL mg/l	Dilution	Analysis date / time	Batch
TPH (GC/FID) Low Fraction	137		0.785	2.50	25	02/22/2023 04:09	<a href="#">WG2010329</a>
(S) a,a,a-Trifluorotoluene(FID)	105			78.0-120		02/22/2023 04:09	<a href="#">WG2010329</a>

Volatile Organic Compounds (GC/MS) by Method 8260B

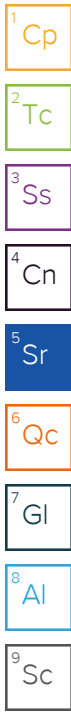
Analyte	Result mg/l	Qualifier	MDL mg/l	RDL mg/l	Dilution	Analysis date / time	Batch
Benzene	9.80		0.0471	0.500	500	02/24/2023 02:45	<a href="#">WG2011945</a>
Toluene	24.8		0.139	0.500	500	02/24/2023 02:45	<a href="#">WG2011945</a>
Ethylbenzene	0.970		0.00685	0.0500	50	02/21/2023 19:42	<a href="#">WG2009973</a>
Xylenes, Total	15.5		0.0870	1.50	500	02/24/2023 02:45	<a href="#">WG2011945</a>
Naphthalene	U		0.0500	0.250	50	02/21/2023 19:42	<a href="#">WG2009973</a>
(S) Toluene-d8	92.5			80.0-120		02/21/2023 19:42	<a href="#">WG2009973</a>
(S) Toluene-d8	104			80.0-120		02/24/2023 02:45	<a href="#">WG2011945</a>
(S) 4-Bromofluorobenzene	109			77.0-126		02/21/2023 19:42	<a href="#">WG2009973</a>
(S) 4-Bromofluorobenzene	94.9			77.0-126		02/24/2023 02:45	<a href="#">WG2011945</a>
(S) 1,2-Dichloroethane-d4	98.1			70.0-130		02/21/2023 19:42	<a href="#">WG2009973</a>
(S) 1,2-Dichloroethane-d4	99.9			70.0-130		02/24/2023 02:45	<a href="#">WG2011945</a>

Semi-Volatile Organic Compounds (GC) by Method 8015M

Analyte	Result mg/l	Qualifier	MDL mg/l	RDL mg/l	Dilution	Analysis date / time	Batch
C10-C28 Diesel Range	34.5		0.444	2.00	20	02/26/2023 04:32	<a href="#">WG2011878</a>
C28-C36 Motor Oil Range	7.81		0.236	2.00	20	02/26/2023 04:32	<a href="#">WG2011878</a>
(S) o-Terphenyl	0.000	<u>J7</u>		52.0-156		02/26/2023 04:32	<a href="#">WG2011878</a>

Gravimetric Analysis by Method 2540 D-2015

Analyte	Result	Qualifier	RDL	Dilution	Analysis	Batch
Suspended Solids	21.0		6.25	1	02/23/2023 10:34	<a href="#">WG2011292</a>



Wet Chemistry by Method 2320 B-2011

Analyte	Result	Qualifier	MDL	RDL	Dilution	Analysis	Batch
Alkalinity	670		8.45	20.0	1	02/23/2023 11:07	<a href="#">WG2011424</a>
Alkalinity,Bicarbonate	670		8.45	20.0	1	02/23/2023 11:07	<a href="#">WG2011424</a>
Alkalinity,Carbonate	U		8.45	20.0	1	02/23/2023 11:07	<a href="#">WG2011424</a>

Sample Narrative:

L1587613-03 WG2011424: Endpoint pH 4.5 Headspace

Wet Chemistry by Method 353.2

Analyte	Result	Qualifier	MDL	RDL	Dilution	Analysis	Batch
Nitrate-Nitrite	U		0.500	1.00	10	02/22/2023 22:33	<a href="#">WG2010237</a>

Sample Narrative:

L1587613-03 WG2010237: Dilution due to matrix.

Wet Chemistry by Method 365.4

Analyte	Result	Qualifier	MDL	RDL	Dilution	Analysis	Batch
Phosphorus,Total	0.740		0.0350	0.100	1	02/23/2023 22:08	<a href="#">WG2012037</a>

Wet Chemistry by Method 9040C

Analyte	Result	Qualifier	Dilution	Analysis	Batch
pH	6.89	<a href="#">T8</a>	1	02/21/2023 14:05	<a href="#">WG2009994</a>

Sample Narrative:

L1587613-03 WG2009994: 6.89 at 20.1C

Wet Chemistry by Method 9050A

Analyte	Result	Qualifier	RDL	Dilution	Analysis	Batch
Specific Conductance	23500		10.0	1	02/23/2023 14:17	<a href="#">WG2010566</a>

Sample Narrative:

L1587613-03 WG2010566: at 25C

Wet Chemistry by Method 9056A

Analyte	Result	Qualifier	MDL	RDL	Dilution	Analysis	Batch
Bromide	57.0		3.53	10.0	10	02/21/2023 19:07	<a href="#">WG2009877</a>
Chloride	8010		37.9	100	100	02/21/2023 19:20	<a href="#">WG2009877</a>
Fluoride	0.966	<a href="#">J</a>	0.640	1.50	10	02/21/2023 19:07	<a href="#">WG2009877</a>
Nitrate as (N)	0.507	<a href="#">J</a>	0.480	1.00	10	02/21/2023 19:07	<a href="#">WG2009877</a>
Nitrite as (N)	U		0.420	1.00	10	02/21/2023 19:07	<a href="#">WG2009877</a>
Sulfate	U		5.94	50.0	10	02/21/2023 19:07	<a href="#">WG2009877</a>

Metals (ICP) by Method 6010B

Analyte	Result mg/l	Qualifier	MDL mg/l	RDL mg/l	Dilution	Analysis date / time	Batch
Barium	83.8		0.00736	0.0500	10	02/22/2023 00:59	<a href="#">WG2009904</a>
Boron	1.23	J	0.200	2.00	10	02/22/2023 00:59	<a href="#">WG2009904</a>
Calcium	107		0.793	10.0	10	02/22/2023 00:59	<a href="#">WG2009904</a>
Iron	9.47		0.180	1.00	10	02/22/2023 00:59	<a href="#">WG2009904</a>
Magnesium	21.1		0.853	10.0	10	02/22/2023 00:59	<a href="#">WG2009904</a>
Manganese	0.172		0.00934	0.100	10	02/22/2023 00:59	<a href="#">WG2009904</a>
Potassium	43.7		2.61	20.0	10	02/22/2023 00:59	<a href="#">WG2009904</a>
Selenium	U		0.0735	0.100	10	02/22/2023 00:59	<a href="#">WG2009904</a>
Sodium	4630		5.04	30.0	10	02/22/2023 00:59	<a href="#">WG2009904</a>
Strontium	16.8		0.00640	0.100	10	02/22/2023 00:59	<a href="#">WG2009904</a>

1 Cp  
2 Tc  
3 Ss  
4 Cn  
5 Sr  
6 Qc  
7 Gl  
8 Al  
9 Sc

Volatile Organic Compounds (GC) by Method 8015D/GRO

Analyte	Result mg/l	Qualifier	MDL mg/l	RDL mg/l	Dilution	Analysis date / time	Batch
TPH (GC/FID) Low Fraction	99.7		0.314	1.00	10	02/22/2023 04:31	<a href="#">WG2010329</a>
(S) a,a,a-Trifluorotoluene(FID)	99.9			78.0-120		02/22/2023 04:31	<a href="#">WG2010329</a>

Volatile Organic Compounds (GC/MS) by Method 8260B

Analyte	Result mg/l	Qualifier	MDL mg/l	RDL mg/l	Dilution	Analysis date / time	Batch
Benzene	9.97		0.0471	0.500	500	02/21/2023 20:03	<a href="#">WG2009973</a>
Toluene	21.3		0.139	0.500	500	02/21/2023 20:03	<a href="#">WG2009973</a>
Ethylbenzene	0.741		0.0685	0.500	500	02/21/2023 20:03	<a href="#">WG2009973</a>
Xylenes, Total	11.6		0.0870	1.50	500	02/21/2023 20:03	<a href="#">WG2009973</a>
Naphthalene	U		0.500	2.50	500	02/21/2023 20:03	<a href="#">WG2009973</a>
(S) Toluene-d8	97.7			80.0-120		02/21/2023 20:03	<a href="#">WG2009973</a>
(S) 4-Bromofluorobenzene	101			77.0-126		02/21/2023 20:03	<a href="#">WG2009973</a>
(S) 1,2-Dichloroethane-d4	98.4			70.0-130		02/21/2023 20:03	<a href="#">WG2009973</a>

Semi-Volatile Organic Compounds (GC) by Method 8015M

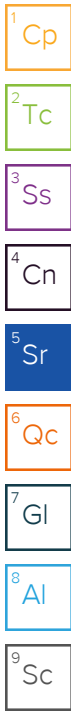
Analyte	Result mg/l	Qualifier	MDL mg/l	RDL mg/l	Dilution	Analysis date / time	Batch
C10-C28 Diesel Range	13.3		0.111	0.500	5	02/26/2023 04:09	<a href="#">WG2011878</a>
C28-C36 Motor Oil Range	2.60		0.0590	0.500	5	02/26/2023 04:09	<a href="#">WG2011878</a>
(S) o-Terphenyl	435	J1		52.0-156		02/26/2023 04:09	<a href="#">WG2011878</a>

Sample Narrative:

L1587613-03 WG2011878: Surrogate failure due to matrix interference

Gravimetric Analysis by Method 2540 D-2015

Analyte	Result	Qualifier	RDL	Dilution	Analysis	Batch
	mg/l		mg/l		date / time	
Suspended Solids	208		16.1	1	02/23/2023 10:34	<a href="#">WG2011292</a>



Wet Chemistry by Method 2320 B-2011

Analyte	Result	Qualifier	MDL	RDL	Dilution	Analysis	Batch
	mg/l		mg/l	mg/l		date / time	
Alkalinity	912		8.45	20.0	1	02/23/2023 11:12	<a href="#">WG2011424</a>
Alkalinity,Bicarbonate	912		8.45	20.0	1	02/23/2023 11:12	<a href="#">WG2011424</a>
Alkalinity,Carbonate	U		8.45	20.0	1	02/23/2023 11:12	<a href="#">WG2011424</a>

Sample Narrative:

L1587613-04 WG2011424: Endpoint pH 4.5 Headspace

Wet Chemistry by Method 353.2

Analyte	Result	Qualifier	MDL	RDL	Dilution	Analysis	Batch
	mg/l		mg/l	mg/l		date / time	
Nitrate-Nitrite	U		0.500	1.00	10	02/22/2023 22:34	<a href="#">WG2010237</a>

Sample Narrative:

L1587613-04 WG2010237: Dilution due to matrix.

Wet Chemistry by Method 365.4

Analyte	Result	Qualifier	MDL	RDL	Dilution	Analysis	Batch
	mg/l		mg/l	mg/l		date / time	
Phosphorus,Total	0.285		0.0350	0.100	1	02/23/2023 22:09	<a href="#">WG2012037</a>

Wet Chemistry by Method 9040C

Analyte	Result	Qualifier	Dilution	Analysis	Batch
	pH			date / time	
pH	6.90	<a href="#">T8</a>	1	02/21/2023 14:05	<a href="#">WG2009994</a>

Sample Narrative:

L1587613-04 WG2009994: 6.9 at 20.4C

Wet Chemistry by Method 9050A

Analyte	Result	Qualifier	RDL	Dilution	Analysis	Batch
	umhos/cm		umhos/cm		date / time	
Specific Conductance	41100		10.0	1	02/23/2023 18:03	<a href="#">WG2011399</a>

Sample Narrative:

L1587613-04 WG2011399: at 25C

Wet Chemistry by Method 9056A

Analyte	Result	Qualifier	MDL	RDL	Dilution	Analysis	Batch
	mg/l		mg/l	mg/l		date / time	
Bromide	129		3.53	10.0	10	02/21/2023 19:32	<a href="#">WG2009877</a>
Chloride	14000		37.9	100	100	02/21/2023 19:45	<a href="#">WG2009877</a>
Fluoride	1.08	<a href="#">J</a>	0.640	1.50	10	02/21/2023 19:32	<a href="#">WG2009877</a>
Nitrate as (N)	0.506	<a href="#">J</a>	0.480	1.00	10	02/21/2023 19:32	<a href="#">WG2009877</a>
Nitrite as (N)	U		0.420	1.00	10	02/21/2023 19:32	<a href="#">WG2009877</a>
Sulfate	U		5.94	50.0	10	02/21/2023 19:32	<a href="#">WG2009877</a>

Metals (ICP) by Method 6010B

Analyte	Result mg/l	Qualifier	MDL mg/l	RDL mg/l	Dilution	Analysis date / time	Batch
Barium	120		0.00736	0.0500	10	02/22/2023 01:02	<a href="#">WG2009904</a>
Boron	2.94		0.200	2.00	10	02/22/2023 01:02	<a href="#">WG2009904</a>
Calcium	269		0.793	10.0	10	02/22/2023 01:02	<a href="#">WG2009904</a>
Iron	72.9		0.180	1.00	10	02/22/2023 01:02	<a href="#">WG2009904</a>
Magnesium	35.2		0.853	10.0	10	02/22/2023 01:02	<a href="#">WG2009904</a>
Manganese	1.50		0.00934	0.100	10	02/22/2023 01:02	<a href="#">WG2009904</a>
Potassium	66.8		2.61	20.0	10	02/22/2023 01:02	<a href="#">WG2009904</a>
Selenium	U		0.0735	0.100	10	02/22/2023 01:02	<a href="#">WG2009904</a>
Sodium	8870		5.04	30.0	10	02/22/2023 01:02	<a href="#">WG2009904</a>
Strontium	35.8		0.00640	0.100	10	02/22/2023 01:02	<a href="#">WG2009904</a>

- 1 Cp
- 2 Tc
- 3 Ss
- 4 Cn
- 5 Sr
- 6 Qc
- 7 Gl
- 8 Al
- 9 Sc

Volatile Organic Compounds (GC) by Method 8015D/GRO

Analyte	Result mg/l	Qualifier	MDL mg/l	RDL mg/l	Dilution	Analysis date / time	Batch
TPH (GC/FID) Low Fraction	206		3.14	10.0	100	02/22/2023 05:58	<a href="#">WG2010329</a>
(S) a,a,a-Trifluorotoluene(FID)	106			78.0-120		02/22/2023 05:58	<a href="#">WG2010329</a>

Volatile Organic Compounds (GC/MS) by Method 8260B

Analyte	Result mg/l	Qualifier	MDL mg/l	RDL mg/l	Dilution	Analysis date / time	Batch
Benzene	17.1		0.00941	0.100	100	02/22/2023 07:42	<a href="#">WG2010352</a>
Toluene	34.0		0.278	1.00	1000	02/23/2023 04:32	<a href="#">WG2010972</a>
Ethylbenzene	1.13		0.0137	0.100	100	02/22/2023 07:42	<a href="#">WG2010352</a>
Xylenes, Total	18.3		0.0174	0.300	100	02/22/2023 07:42	<a href="#">WG2010352</a>
Naphthalene	U		0.100	0.500	100	02/22/2023 07:42	<a href="#">WG2010352</a>
(S) Toluene-d8	101			80.0-120		02/22/2023 07:42	<a href="#">WG2010352</a>
(S) Toluene-d8	107			80.0-120		02/23/2023 04:32	<a href="#">WG2010972</a>
(S) 4-Bromofluorobenzene	105			77.0-126		02/22/2023 07:42	<a href="#">WG2010352</a>
(S) 4-Bromofluorobenzene	93.6			77.0-126		02/23/2023 04:32	<a href="#">WG2010972</a>
(S) 1,2-Dichloroethane-d4	100			70.0-130		02/22/2023 07:42	<a href="#">WG2010352</a>
(S) 1,2-Dichloroethane-d4	102			70.0-130		02/23/2023 04:32	<a href="#">WG2010972</a>

Semi-Volatile Organic Compounds (GC) by Method 8015M

Analyte	Result mg/l	Qualifier	MDL mg/l	RDL mg/l	Dilution	Analysis date / time	Batch
C10-C28 Diesel Range	11.8		0.0444	0.200	2	03/01/2023 02:26	<a href="#">WG2013328</a>
C28-C36 Motor Oil Range	0.460		0.0118	0.100	1	02/28/2023 16:27	<a href="#">WG2013328</a>
(S) o-Terphenyl	283	J1		52.0-156		02/28/2023 16:27	<a href="#">WG2013328</a>
(S) o-Terphenyl	101			52.0-156		03/01/2023 02:26	<a href="#">WG2013328</a>

Sample Narrative:

L1587613-04 WG2013328: Surrogate failure due to matrix interference

Gravimetric Analysis by Method 2540 D-2015

Analyte	Result	Qualifier	RDL	Dilution	Analysis	Batch
Suspended Solids	24.6		5.00	1	02/23/2023 10:34	<a href="#">WG2011292</a>

1 Cp

2 Tc

Wet Chemistry by Method 2320 B-2011

Analyte	Result	Qualifier	MDL	RDL	Dilution	Analysis	Batch
Alkalinity	1230		8.45	20.0	1	02/23/2023 11:16	<a href="#">WG2011424</a>
Alkalinity,Bicarbonate	1230		8.45	20.0	1	02/23/2023 11:16	<a href="#">WG2011424</a>
Alkalinity,Carbonate	U		8.45	20.0	1	02/23/2023 11:16	<a href="#">WG2011424</a>

3 Ss

4 Cn

5 Sr

Sample Narrative:

L1587613-05 WG2011424: Endpoint pH 4.5 Headspace

6 Qc

Wet Chemistry by Method 353.2

Analyte	Result	Qualifier	MDL	RDL	Dilution	Analysis	Batch
Nitrate-Nitrite	U		0.500	1.00	10	02/22/2023 22:35	<a href="#">WG2010237</a>

7 Gl

8 Al

Sample Narrative:

L1587613-05 WG2010237: Dilution due to matrix.

9 Sc

Wet Chemistry by Method 365.4

Analyte	Result	Qualifier	MDL	RDL	Dilution	Analysis	Batch
Phosphorus,Total	0.350		0.0350	0.100	1	02/23/2023 22:13	<a href="#">WG2012037</a>

Wet Chemistry by Method 9040C

Analyte	Result	Qualifier	Dilution	Analysis	Batch
pH	6.96	<u>T8</u>	1	02/21/2023 14:05	<a href="#">WG2009994</a>

Sample Narrative:

L1587613-05 WG2009994: 6.96 at 20.1C

Wet Chemistry by Method 9050A

Analyte	Result	Qualifier	RDL	Dilution	Analysis	Batch
Specific Conductance	27800		10.0	1	02/23/2023 18:03	<a href="#">WG2011399</a>

Sample Narrative:

L1587613-05 WG2011399: at 25C

Wet Chemistry by Method 9056A

Analyte	Result	Qualifier	MDL	RDL	Dilution	Analysis	Batch
Bromide	74.7		3.53	10.0	10	02/21/2023 19:57	<a href="#">WG2009877</a>
Chloride	9760		37.9	100	100	02/21/2023 20:10	<a href="#">WG2009877</a>
Fluoride	1.54		0.640	1.50	10	02/21/2023 19:57	<a href="#">WG2009877</a>
Nitrate as (N)	0.500	<u>J</u>	0.480	1.00	10	02/21/2023 19:57	<a href="#">WG2009877</a>
Nitrite as (N)	U		0.420	1.00	10	02/21/2023 19:57	<a href="#">WG2009877</a>
Sulfate	U		5.94	50.0	10	02/21/2023 19:57	<a href="#">WG2009877</a>

PB20-TANK-WMFK

SAMPLE RESULTS - 05

Collected date/time: 02/20/23 10:00

L1587613

Metals (ICP) by Method 6010B

Analyte	Result mg/l	Qualifier	MDL mg/l	RDL mg/l	Dilution	Analysis date / time	Batch
Barium	80.2		0.00736	0.0500	10	02/22/2023 01:05	<a href="#">WG2009904</a>
Boron	4.04		0.200	2.00	10	02/22/2023 01:05	<a href="#">WG2009904</a>
Calcium	128		0.793	10.0	10	02/22/2023 01:05	<a href="#">WG2009904</a>
Iron	15.6		0.180	1.00	10	02/22/2023 01:05	<a href="#">WG2009904</a>
Magnesium	21.1		0.853	10.0	10	02/22/2023 01:05	<a href="#">WG2009904</a>
Manganese	0.262		0.00934	0.100	10	02/22/2023 01:05	<a href="#">WG2009904</a>
Potassium	60.0		2.61	20.0	10	02/22/2023 01:05	<a href="#">WG2009904</a>
Selenium	U		0.0735	0.100	10	02/22/2023 01:05	<a href="#">WG2009904</a>
Sodium	6150		5.04	30.0	10	02/22/2023 01:05	<a href="#">WG2009904</a>
Strontium	23.5		0.00640	0.100	10	02/22/2023 01:05	<a href="#">WG2009904</a>

1 Cp  
2 Tc  
3 Ss  
4 Cn  
5 Sr  
6 Qc  
7 Gl  
8 Al  
9 Sc

Volatile Organic Compounds (GC) by Method 8015D/GRO

Analyte	Result mg/l	Qualifier	MDL mg/l	RDL mg/l	Dilution	Analysis date / time	Batch
TPH (GC/FID) Low Fraction	184		3.14	10.0	100	02/23/2023 00:23	<a href="#">WG2010808</a>
(S) a,a,a-Trifluorotoluene(FID)	102			78.0-120		02/23/2023 00:23	<a href="#">WG2010808</a>

Volatile Organic Compounds (GC/MS) by Method 8260B

Analyte	Result mg/l	Qualifier	MDL mg/l	RDL mg/l	Dilution	Analysis date / time	Batch
Benzene	13.5		0.0235	0.250	250	02/23/2023 04:53	<a href="#">WG2010972</a>
Toluene	32.6		0.0695	0.250	250	02/23/2023 04:53	<a href="#">WG2010972</a>
Ethylbenzene	0.803		0.0343	0.250	250	02/23/2023 04:53	<a href="#">WG2010972</a>
Xylenes, Total	14.7		0.0435	0.750	250	02/23/2023 04:53	<a href="#">WG2010972</a>
Naphthalene	U		0.250	1.25	250	02/23/2023 04:53	<a href="#">WG2010972</a>
(S) Toluene-d8	111			80.0-120		02/23/2023 04:53	<a href="#">WG2010972</a>
(S) 4-Bromofluorobenzene	92.7			77.0-126		02/23/2023 04:53	<a href="#">WG2010972</a>
(S) 1,2-Dichloroethane-d4	103			70.0-130		02/23/2023 04:53	<a href="#">WG2010972</a>

Semi-Volatile Organic Compounds (GC) by Method 8015M

Analyte	Result mg/l	Qualifier	MDL mg/l	RDL mg/l	Dilution	Analysis date / time	Batch
C10-C28 Diesel Range	11.2		0.111	0.500	5	02/26/2023 03:25	<a href="#">WG2011878</a>
C28-C36 Motor Oil Range	1.54		0.0590	0.500	5	02/26/2023 03:25	<a href="#">WG2011878</a>
(S) o-Terphenyl	406	J1		52.0-156		02/26/2023 03:25	<a href="#">WG2011878</a>

Sample Narrative:

L1587613-05 WG2011878: Surrogate failure due to matrix interference

Gravimetric Analysis by Method 2540 D-2015

Analyte	Result	Qualifier	RDL	Dilution	Analysis	Batch
	mg/l		mg/l		date / time	
Suspended Solids	91.0	<u>J3</u>	6.25	1	02/23/2023 08:32	<a href="#">WG2011293</a>

Wet Chemistry by Method 2320 B-2011

Analyte	Result	Qualifier	MDL	RDL	Dilution	Analysis	Batch
	mg/l		mg/l	mg/l		date / time	
Alkalinity	677		8.45	20.0	1	02/23/2023 11:20	<a href="#">WG2011424</a>
Alkalinity,Bicarbonate	677		8.45	20.0	1	02/23/2023 11:20	<a href="#">WG2011424</a>
Alkalinity,Carbonate	U		8.45	20.0	1	02/23/2023 11:20	<a href="#">WG2011424</a>

Sample Narrative:

L1587613-06 WG2011424: Endpoint pH 4.5 Headspace

Wet Chemistry by Method 353.2

Analyte	Result	Qualifier	MDL	RDL	Dilution	Analysis	Batch
	mg/l		mg/l	mg/l		date / time	
Nitrate-Nitrite	U		0.500	1.00	10	02/22/2023 22:37	<a href="#">WG2010237</a>

Sample Narrative:

L1587613-06 WG2010237: Dilution due to matrix.

Wet Chemistry by Method 365.4

Analyte	Result	Qualifier	MDL	RDL	Dilution	Analysis	Batch
	mg/l		mg/l	mg/l		date / time	
Phosphorus,Total	0.323		0.0350	0.100	1	02/23/2023 22:14	<a href="#">WG2012037</a>

Wet Chemistry by Method 9040C

Analyte	Result	Qualifier	Dilution	Analysis	Batch
	pH			date / time	
pH	6.83	<u>T8</u>	1	02/21/2023 14:05	<a href="#">WG2009994</a>

Sample Narrative:

L1587613-06 WG2009994: 6.83 at 19.8C

Wet Chemistry by Method 9050A

Analyte	Result	Qualifier	RDL	Dilution	Analysis	Batch
	umhos/cm		umhos/cm		date / time	
Specific Conductance	36900		10.0	1	02/23/2023 18:03	<a href="#">WG2011399</a>

Sample Narrative:

L1587613-06 WG2011399: at 25C

Wet Chemistry by Method 9056A

Analyte	Result	Qualifier	MDL	RDL	Dilution	Analysis	Batch
	mg/l		mg/l	mg/l		date / time	
Bromide	106		3.53	10.0	10	02/21/2023 20:22	<a href="#">WG2009877</a>
Chloride	12200		37.9	100	100	02/21/2023 20:35	<a href="#">WG2009877</a>
Fluoride	1.10	<u>J</u>	0.640	1.50	10	02/21/2023 20:22	<a href="#">WG2009877</a>
Nitrate as (N)	0.504	<u>J</u>	0.480	1.00	10	02/21/2023 20:22	<a href="#">WG2009877</a>
Nitrite as (N)	U		0.420	1.00	10	02/21/2023 20:22	<a href="#">WG2009877</a>
Sulfate	U		5.94	50.0	10	02/21/2023 20:22	<a href="#">WG2009877</a>



Metals (ICP) by Method 6010B

Analyte	Result mg/l	Qualifier	MDL mg/l	RDL mg/l	Dilution	Analysis date / time	Batch
Barium	117		0.00736	0.0500	10	02/22/2023 01:08	<a href="#">WG2009904</a>
Boron	3.42		0.200	2.00	10	02/22/2023 01:08	<a href="#">WG2009904</a>
Calcium	242		0.793	10.0	10	02/22/2023 01:08	<a href="#">WG2009904</a>
Iron	29.8		0.180	1.00	10	02/22/2023 01:08	<a href="#">WG2009904</a>
Magnesium	30.2		0.853	10.0	10	02/22/2023 01:08	<a href="#">WG2009904</a>
Manganese	0.395		0.00934	0.100	10	02/22/2023 01:08	<a href="#">WG2009904</a>
Potassium	61.8		2.61	20.0	10	02/22/2023 01:08	<a href="#">WG2009904</a>
Selenium	U		0.0735	0.100	10	02/22/2023 01:08	<a href="#">WG2009904</a>
Sodium	7090		5.04	30.0	10	02/22/2023 01:08	<a href="#">WG2009904</a>
Strontium	38.2		0.00640	0.100	10	02/22/2023 01:08	<a href="#">WG2009904</a>

1 Cp

2 Tc

3 Ss

4 Cn

5 Sr

6 Qc

7 Gl

8 Al

9 Sc

Volatile Organic Compounds (GC) by Method 8015D/GRO

Analyte	Result mg/l	Qualifier	MDL mg/l	RDL mg/l	Dilution	Analysis date / time	Batch
TPH (GC/FID) Low Fraction	176		3.14	10.0	100	02/23/2023 00:45	<a href="#">WG2010808</a>
(S) a,a,a-Trifluorotoluene(FID)	105			78.0-120		02/23/2023 00:45	<a href="#">WG2010808</a>

Volatile Organic Compounds (GC/MS) by Method 8260B

Analyte	Result mg/l	Qualifier	MDL mg/l	RDL mg/l	Dilution	Analysis date / time	Batch
Benzene	13.2		0.0235	0.250	250	02/23/2023 05:14	<a href="#">WG2010972</a>
Toluene	30.7		0.0695	0.250	250	02/23/2023 05:14	<a href="#">WG2010972</a>
Ethylbenzene	0.897		0.0343	0.250	250	02/23/2023 05:14	<a href="#">WG2010972</a>
Xylenes, Total	14.2		0.0435	0.750	250	02/23/2023 05:14	<a href="#">WG2010972</a>
Naphthalene	U		0.250	1.25	250	02/23/2023 05:14	<a href="#">WG2010972</a>
(S) Toluene-d8	103			80.0-120		02/23/2023 05:14	<a href="#">WG2010972</a>
(S) 4-Bromofluorobenzene	95.8			77.0-126		02/23/2023 05:14	<a href="#">WG2010972</a>
(S) 1,2-Dichloroethane-d4	101			70.0-130		02/23/2023 05:14	<a href="#">WG2010972</a>

Semi-Volatile Organic Compounds (GC) by Method 8015M

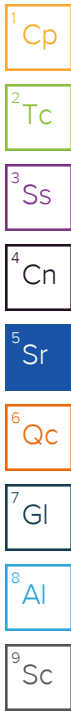
Analyte	Result mg/l	Qualifier	MDL mg/l	RDL mg/l	Dilution	Analysis date / time	Batch
C10-C28 Diesel Range	8.99		0.111	0.500	5	02/26/2023 03:04	<a href="#">WG2011878</a>
C28-C36 Motor Oil Range	2.22		0.0590	0.500	5	02/26/2023 03:04	<a href="#">WG2011878</a>
(S) o-Terphenyl	207	J1		52.0-156		02/26/2023 03:04	<a href="#">WG2011878</a>

Sample Narrative:

L1587613-06 WG2011878: Surrogate failure due to matrix interference

Gravimetric Analysis by Method 2540 D-2015

Analyte	Result	Qualifier	RDL	Dilution	Analysis date / time	Batch
Suspended Solids	17.4		3.13	1	02/23/2023 08:32	<a href="#">WG2011293</a>



Wet Chemistry by Method 2320 B-2011

Analyte	Result	Qualifier	MDL	RDL	Dilution	Analysis date / time	Batch
Alkalinity	1540		8.45	20.0	1	02/23/2023 11:57	<a href="#">WG2011424</a>
Alkalinity,Bicarbonate	1540		8.45	20.0	1	02/23/2023 11:57	<a href="#">WG2011424</a>
Alkalinity,Carbonate	U		8.45	20.0	1	02/23/2023 11:57	<a href="#">WG2011424</a>

Sample Narrative:

L1587613-07 WG2011424: Endpoint pH 4.5 Headspace

Wet Chemistry by Method 353.2

Analyte	Result	Qualifier	MDL	RDL	Dilution	Analysis date / time	Batch
Nitrate-Nitrite	U		0.500	1.00	10	02/22/2023 22:38	<a href="#">WG2010237</a>

Sample Narrative:

L1587613-07 WG2010237: Dilution due to matrix.

Wet Chemistry by Method 365.4

Analyte	Result	Qualifier	MDL	RDL	Dilution	Analysis date / time	Batch
Phosphorus,Total	2.33		0.0350	0.100	1	02/23/2023 22:16	<a href="#">WG2012037</a>

Wet Chemistry by Method 9040C

Analyte	Result	Qualifier	Dilution	Analysis date / time	Batch
pH	7.34	<a href="#">T8</a>	1	02/21/2023 14:05	<a href="#">WG2009994</a>

Sample Narrative:

L1587613-07 WG2009994: 7.34 at 20C

Wet Chemistry by Method 9050A

Analyte	Result	Qualifier	RDL	Dilution	Analysis date / time	Batch
Specific Conductance	22100		10.0	1	02/23/2023 18:03	<a href="#">WG2011399</a>

Sample Narrative:

L1587613-07 WG2011399: at 25C

Wet Chemistry by Method 9056A

Analyte	Result	Qualifier	MDL	RDL	Dilution	Analysis date / time	Batch
Bromide	44.9		3.53	10.0	10	02/21/2023 20:47	<a href="#">WG2009877</a>
Chloride	6620		37.9	100	100	02/21/2023 21:25	<a href="#">WG2009877</a>
Fluoride	1.57		0.640	1.50	10	02/21/2023 20:47	<a href="#">WG2009877</a>
Nitrate as (N)	0.502	<a href="#">J</a>	0.480	1.00	10	02/21/2023 20:47	<a href="#">WG2009877</a>
Nitrite as (N)	U		0.420	1.00	10	02/21/2023 20:47	<a href="#">WG2009877</a>
Sulfate	U		5.94	50.0	10	02/21/2023 20:47	<a href="#">WG2009877</a>

Metals (ICP) by Method 6010B

Analyte	Result mg/l	Qualifier	MDL mg/l	RDL mg/l	Dilution	Analysis date / time	Batch
Barium	94.2		0.00736	0.0500	10	02/22/2023 01:10	<a href="#">WG2009904</a>
Boron	2.13		0.200	2.00	10	02/22/2023 01:10	<a href="#">WG2009904</a>
Calcium	65.3		0.793	10.0	10	02/22/2023 01:10	<a href="#">WG2009904</a>
Iron	8.21		0.180	1.00	10	02/22/2023 01:10	<a href="#">WG2009904</a>
Magnesium	15.2		0.853	10.0	10	02/22/2023 01:10	<a href="#">WG2009904</a>
Manganese	0.116		0.00934	0.100	10	02/22/2023 01:10	<a href="#">WG2009904</a>
Potassium	39.1		2.61	20.0	10	02/22/2023 01:10	<a href="#">WG2009904</a>
Selenium	U		0.0735	0.100	10	02/22/2023 01:10	<a href="#">WG2009904</a>
Sodium	4560		5.04	30.0	10	02/22/2023 01:10	<a href="#">WG2009904</a>
Strontium	10.3		0.00640	0.100	10	02/22/2023 01:10	<a href="#">WG2009904</a>

1 Cp  
2 Tc  
3 Ss  
4 Cn  
5 Sr  
6 Qc  
7 Gl  
8 Al  
9 Sc

Volatile Organic Compounds (GC) by Method 8015D/GRO

Analyte	Result mg/l	Qualifier	MDL mg/l	RDL mg/l	Dilution	Analysis date / time	Batch
TPH (GC/FID) Low Fraction	163		3.14	10.0	100	02/23/2023 01:06	<a href="#">WG2010808</a>
(S) a,a,a-Trifluorotoluene(FID)	102			78.0-120		02/23/2023 01:06	<a href="#">WG2010808</a>

Volatile Organic Compounds (GC/MS) by Method 8260B

Analyte	Result mg/l	Qualifier	MDL mg/l	RDL mg/l	Dilution	Analysis date / time	Batch
Benzene	7.94		0.00941	0.100	100	02/23/2023 05:35	<a href="#">WG2010972</a>
Toluene	20.2		0.139	0.500	500	02/23/2023 18:17	<a href="#">WG2011792</a>
Ethylbenzene	0.806		0.0137	0.100	100	02/23/2023 05:35	<a href="#">WG2010972</a>
Xylenes, Total	15.6		0.0174	0.300	100	02/23/2023 05:35	<a href="#">WG2010972</a>
Naphthalene	U		0.100	0.500	100	02/23/2023 05:35	<a href="#">WG2010972</a>
(S) Toluene-d8	107			80.0-120		02/23/2023 05:35	<a href="#">WG2010972</a>
(S) Toluene-d8	98.4			80.0-120		02/23/2023 18:17	<a href="#">WG2011792</a>
(S) 4-Bromofluorobenzene	102			77.0-126		02/23/2023 05:35	<a href="#">WG2010972</a>
(S) 4-Bromofluorobenzene	97.4			77.0-126		02/23/2023 18:17	<a href="#">WG2011792</a>
(S) 1,2-Dichloroethane-d4	102			70.0-130		02/23/2023 05:35	<a href="#">WG2010972</a>
(S) 1,2-Dichloroethane-d4	102			70.0-130		02/23/2023 18:17	<a href="#">WG2011792</a>

Semi-Volatile Organic Compounds (GC) by Method 8015M

Analyte	Result mg/l	Qualifier	MDL mg/l	RDL mg/l	Dilution	Analysis date / time	Batch
C10-C28 Diesel Range	13.7		0.111	0.500	5	02/26/2023 03:47	<a href="#">WG2011878</a>
C28-C36 Motor Oil Range	3.88		0.0590	0.500	5	02/26/2023 03:47	<a href="#">WG2011878</a>
(S) o-Terphenyl	138			52.0-156		02/26/2023 03:47	<a href="#">WG2011878</a>

Gravimetric Analysis by Method 2540 D-2015

Analyte	Result	Qualifier	RDL	Dilution	Analysis date / time	Batch
Suspended Solids	19.2		4.18	1	02/23/2023 08:32	<a href="#">WG2011293</a>



Wet Chemistry by Method 2320 B-2011

Analyte	Result	Qualifier	MDL	RDL	Dilution	Analysis date / time	Batch
Alkalinity	1150		8.45	20.0	1	02/23/2023 12:01	<a href="#">WG2011424</a>
Alkalinity,Bicarbonate	1150		8.45	20.0	1	02/23/2023 12:01	<a href="#">WG2011424</a>
Alkalinity,Carbonate	U		8.45	20.0	1	02/23/2023 12:01	<a href="#">WG2011424</a>

Sample Narrative:

L1587613-08 WG2011424: Endpoint pH 4.5 Headspace

Wet Chemistry by Method 353.2

Analyte	Result	Qualifier	MDL	RDL	Dilution	Analysis date / time	Batch
Nitrate-Nitrite	U		0.500	1.00	10	02/22/2023 22:43	<a href="#">WG2010237</a>

Sample Narrative:

L1587613-08 WG2010237: Dilution due to matrix.

Wet Chemistry by Method 365.4

Analyte	Result	Qualifier	MDL	RDL	Dilution	Analysis date / time	Batch
Phosphorus,Total	0.189		0.0350	0.100	1	02/23/2023 22:17	<a href="#">WG2012037</a>

Wet Chemistry by Method 9040C

Analyte	Result	Qualifier	Dilution	Analysis date / time	Batch
pH	7.20	<a href="#">T8</a>	1	02/21/2023 14:05	<a href="#">WG2009994</a>

Sample Narrative:

L1587613-08 WG2009994: 7.2 at 19.9C

Wet Chemistry by Method 9050A

Analyte	Result	Qualifier	RDL	Dilution	Analysis date / time	Batch
Specific Conductance	27900		10.0	1	02/23/2023 18:03	<a href="#">WG2011399</a>

Sample Narrative:

L1587613-08 WG2011399: at 25C

Wet Chemistry by Method 9056A

Analyte	Result	Qualifier	MDL	RDL	Dilution	Analysis date / time	Batch
Bromide	66.5		3.53	10.0	10	02/21/2023 21:37	<a href="#">WG2009877</a>
Chloride	9810		37.9	100	100	02/21/2023 21:49	<a href="#">WG2009877</a>
Fluoride	1.48	<a href="#">J</a>	0.640	1.50	10	02/21/2023 21:37	<a href="#">WG2009877</a>
Nitrate as (N)	0.525	<a href="#">J</a>	0.480	1.00	10	02/21/2023 21:37	<a href="#">WG2009877</a>
Nitrite as (N)	U		0.420	1.00	10	02/21/2023 21:37	<a href="#">WG2009877</a>
Sulfate	6.13	<a href="#">J</a>	5.94	50.0	10	02/21/2023 21:37	<a href="#">WG2009877</a>

Metals (ICP) by Method 6010B

Analyte	Result mg/l	Qualifier	MDL mg/l	RDL mg/l	Dilution	Analysis date / time	Batch
Barium	49.1		0.00736	0.0500	10	02/22/2023 01:13	<a href="#">WG2009904</a>
Boron	4.37		0.200	2.00	10	02/22/2023 01:13	<a href="#">WG2009904</a>
Calcium	106		0.793	10.0	10	02/22/2023 01:13	<a href="#">WG2009904</a>
Iron	8.33		0.180	1.00	10	02/22/2023 01:13	<a href="#">WG2009904</a>
Magnesium	16.4		0.853	10.0	10	02/22/2023 01:13	<a href="#">WG2009904</a>
Manganese	0.484		0.00934	0.100	10	02/22/2023 01:13	<a href="#">WG2009904</a>
Potassium	53.0		2.61	20.0	10	02/22/2023 01:13	<a href="#">WG2009904</a>
Selenium	U		0.0735	0.100	10	02/22/2023 01:13	<a href="#">WG2009904</a>
Sodium	5900		5.04	30.0	10	02/22/2023 01:13	<a href="#">WG2009904</a>
Strontium	15.0		0.00640	0.100	10	02/22/2023 01:13	<a href="#">WG2009904</a>

1 Cp

2 Tc

3 Ss

4 Cn

5 Sr

6 Qc

7 Gl

8 Al

9 Sc

Volatile Organic Compounds (GC) by Method 8015D/GRO

Analyte	Result mg/l	Qualifier	MDL mg/l	RDL mg/l	Dilution	Analysis date / time	Batch
TPH (GC/FID) Low Fraction	196		3.14	10.0	100	02/23/2023 01:28	<a href="#">WG2010808</a>
(S) a,a,a-Trifluorotoluene(FID)	104			78.0-120		02/23/2023 01:28	<a href="#">WG2010808</a>

Volatile Organic Compounds (GC/MS) by Method 8260B

Analyte	Result mg/l	Qualifier	MDL mg/l	RDL mg/l	Dilution	Analysis date / time	Batch
Benzene	12.9		0.0235	0.250	250	02/23/2023 05:57	<a href="#">WG2010972</a>
Toluene	34.2		0.0695	0.250	250	02/23/2023 05:57	<a href="#">WG2010972</a>
Ethylbenzene	1.07		0.0343	0.250	250	02/23/2023 05:57	<a href="#">WG2010972</a>
Xylenes, Total	17.6		0.0435	0.750	250	02/23/2023 05:57	<a href="#">WG2010972</a>
Naphthalene	U		0.250	1.25	250	02/23/2023 05:57	<a href="#">WG2010972</a>
(S) Toluene-d8	106			80.0-120		02/23/2023 05:57	<a href="#">WG2010972</a>
(S) 4-Bromofluorobenzene	100			77.0-126		02/23/2023 05:57	<a href="#">WG2010972</a>
(S) 1,2-Dichloroethane-d4	105			70.0-130		02/23/2023 05:57	<a href="#">WG2010972</a>

Semi-Volatile Organic Compounds (GC) by Method 8015M

Analyte	Result mg/l	Qualifier	MDL mg/l	RDL mg/l	Dilution	Analysis date / time	Batch
C10-C28 Diesel Range	5.04		0.0222	0.100	1	02/26/2023 01:58	<a href="#">WG2011878</a>
C28-C36 Motor Oil Range	0.0957	J	0.0118	0.100	1	02/26/2023 01:58	<a href="#">WG2011878</a>
(S) o-Terphenyl	132			52.0-156		02/26/2023 01:58	<a href="#">WG2011878</a>

Method Blank (MB)

(MB) R3894782-1 02/23/23 10:34

Analyte	MB Result	MB Qualifier	MB MDL	MB RDL
Suspended Solids	U		2.50	2.50

1 Cp

2 Tc

3 Ss

L1587613-01 Original Sample (OS) • Duplicate (DUP)

(OS) L1587613-01 02/23/23 10:34 • (DUP) R3894782-3 02/23/23 10:34

Analyte	Original Result	DUP Result	Dilution	DUP RPD	DUP Qualifier	DUP RPD Limits
Suspended Solids	420	400	1	4.88		5

4 Cn

5 Sr

6 Qc

L1587613-02 Original Sample (OS) • Duplicate (DUP)

(OS) L1587613-02 02/23/23 10:34 • (DUP) R3894782-4 02/23/23 10:34

Analyte	Original Result	DUP Result	Dilution	DUP RPD	DUP Qualifier	DUP RPD Limits
Suspended Solids	175	125	1	33.3	J3	5

7 Gl

8 Al

9 Sc

Laboratory Control Sample (LCS)

(LCS) R3894782-2 02/23/23 10:34

Analyte	Spike Amount	LCS Result	LCS Rec.	Rec. Limits	LCS Qualifier
Suspended Solids	773	812	105	85.7-114	

Method Blank (MB)

(MB) R3894783-1 02/23/23 08:32

Analyte	MB Result	MB Qualifier	MB MDL	MB RDL
Suspended Solids	U		2.50	2.50

1 Cp

2 Tc

3 Ss

4 Cn

5 Sr

6 Qc

7 Gl

8 Al

9 Sc

L1587613-06 Original Sample (OS) • Duplicate (DUP)

(OS) L1587613-06 02/23/23 08:32 • (DUP) R3894783-3 02/23/23 08:32

Analyte	Original Result	DUP Result	Dilution	DUP RPD	DUP Qualifier	DUP RPD Limits
Suspended Solids	91.0	80.0	1	12.9	J3	5

L1587887-01 Original Sample (OS) • Duplicate (DUP)

(OS) L1587887-01 02/23/23 08:32 • (DUP) R3894783-4 02/23/23 08:32

Analyte	Original Result	DUP Result	Dilution	DUP RPD	DUP Qualifier	DUP RPD Limits
Suspended Solids	8.40	8.60	1	2.35		5

Laboratory Control Sample (LCS)

(LCS) R3894783-2 02/23/23 08:32

Analyte	Spike Amount	LCS Result	LCS Rec.	Rec. Limits	LCS Qualifier
Suspended Solids	773	784	101	85.7-114	

Method Blank (MB)

(MB) R3894185-1 02/23/23 10:10

Analyte	MB Result mg/l	MB Qualifier	MB MDL mg/l	MB RDL mg/l
Alkalinity	U		8.45	20.0
Alkalinity,Bicarbonate	U		8.45	20.0
Alkalinity,Carbonate	U		8.45	20.0

Sample Narrative:

BLANK: Endpoint pH 4.5

L1586443-06 Original Sample (OS) • Duplicate (DUP)

(OS) L1586443-06 02/23/23 10:33 • (DUP) R3894185-4 02/23/23 10:46

Analyte	Original Result mg/l	DUP Result mg/l	Dilution	DUP RPD %	DUP Qualifier	DUP RPD Limits
Alkalinity	6230	6190	1	0.581		20
Alkalinity,Bicarbonate	6230	6190	1	0.581		20
Alkalinity,Carbonate	U	U	1	0.000		20

Sample Narrative:

OS: Endpoint pH 4.5 Headspace

DUP: Endpoint pH 4.5

L1588080-04 Original Sample (OS) • Duplicate (DUP)

(OS) L1588080-04 02/23/23 12:19 • (DUP) R3894185-5 02/23/23 12:23

Analyte	Original Result mg/l	DUP Result mg/l	Dilution	DUP RPD %	DUP Qualifier	DUP RPD Limits
Alkalinity	940	947	1	0.740		20
Alkalinity,Bicarbonate	940	947	1	0.740		20
Alkalinity,Carbonate	U	U	1	0.000		20

Sample Narrative:

OS: Endpoint pH 4.5 Headspace

DUP: Endpoint pH 4.5

<sup>1</sup>Cp

<sup>2</sup>Tc

<sup>3</sup>Ss

<sup>4</sup>Cn

<sup>5</sup>Sr

<sup>6</sup>Qc

<sup>7</sup>Gl

<sup>8</sup>Al

<sup>9</sup>Sc

Laboratory Control Sample (LCS)

(LCS) R3894185-3 02/23/23 10:28

Analyte	Spike Amount mg/l	LCS Result mg/l	LCS Rec. %	Rec. Limits %	<u>LCS Qualifier</u>
Alkalinity	100	109	109	90.0-110	

Sample Narrative:

LCS: Endpoint pH 4.5

<sup>1</sup>Cp

<sup>2</sup>Tc

<sup>3</sup>Ss

<sup>4</sup>Cn

<sup>5</sup>Sr

<sup>6</sup>Qc

<sup>7</sup>Gl

<sup>8</sup>Al

<sup>9</sup>Sc

Method Blank (MB)

(MB) R3893820-1 02/22/23 22:28

Analyte	MB Result	MB Qualifier	MB MDL	MB RDL
Nitrate-Nitrite	U		0.0500	0.100

1 Cp

2 Tc

3 Ss

4 Cn

5 Sr

6 Qc

7 Gl

8 Al

9 Sc

L1587658-05 Original Sample (OS) • Duplicate (DUP)

(OS) L1587658-05 02/22/23 22:44 • (DUP) R3893820-3 02/22/23 22:45

Analyte	Original Result	DUP Result	Dilution	DUP RPD	DUP Qualifier	DUP RPD Limits
Nitrate-Nitrite	0.210	0.204	1	2.90		20

L1587658-10 Original Sample (OS) • Duplicate (DUP)

(OS) L1587658-10 02/22/23 22:54 • (DUP) R3893820-6 02/22/23 23:00

Analyte	Original Result	DUP Result	Dilution	DUP RPD	DUP Qualifier	DUP RPD Limits
Nitrate-Nitrite	U	U	1	0.000		20

Laboratory Control Sample (LCS)

(LCS) R3893820-2 02/22/23 22:29

Analyte	Spike Amount	LCS Result	LCS Rec.	Rec. Limits	LCS Qualifier
Nitrate-Nitrite	2.50	2.61	104	90.0-110	

L1587658-05 Original Sample (OS) • Matrix Spike (MS) • Matrix Spike Duplicate (MSD)

(OS) L1587658-05 02/22/23 22:44 • (MS) R3893820-4 02/22/23 22:47 • (MSD) R3893820-5 02/22/23 22:48

Analyte	Spike Amount	Original Result	MS Result	MSD Result	MS Rec.	MSD Rec.	Dilution	Rec. Limits	MS Qualifier	MSD Qualifier	RPD	RPD Limits
Nitrate-Nitrite	2.50	0.210	2.84	2.84	105	105	1	90.0-110			0.000	20

L1587658-10 Original Sample (OS) • Matrix Spike (MS)

(OS) L1587658-10 02/22/23 22:54 • (MS) R3893820-7 02/22/23 23:01

Analyte	Spike Amount	Original Result	MS Result	MS Rec.	Dilution	Rec. Limits	MS Qualifier
Nitrate-Nitrite	2.50	U	2.70	108	1	90.0-110	

Method Blank (MB)

(MB) R3894374-1 02/23/23 21:58

Analyte	MB Result	MB Qualifier	MB MDL	MB RDL
Phosphorus,Total	U		0.0350	0.100

<sup>1</sup>Cp

<sup>2</sup>Tc

<sup>3</sup>Ss

<sup>4</sup>Cn

<sup>5</sup>Sr

<sup>6</sup>Qc

<sup>7</sup>Gl

<sup>8</sup>Al

<sup>9</sup>Sc

L1587764-01 Original Sample (OS) • Duplicate (DUP)

(OS) L1587764-01 02/23/23 22:18 • (DUP) R3894374-5 02/23/23 22:20

Analyte	Original Result	DUP Result	Dilution	DUP RPD	DUP Qualifier	DUP RPD Limits
Phosphorus,Total	3.08	3.12	1	1.29		20

L1587899-01 Original Sample (OS) • Duplicate (DUP)

(OS) L1587899-01 02/23/23 22:22 • (DUP) R3894374-6 02/23/23 22:23

Analyte	Original Result	DUP Result	Dilution	DUP RPD	DUP Qualifier	DUP RPD Limits
Phosphorus,Total	0.468	0.488	1	4.18		20

Laboratory Control Sample (LCS)

(LCS) R3894374-2 02/23/23 21:59

Analyte	Spike Amount	LCS Result	LCS Rec.	Rec. Limits	LCS Qualifier
Phosphorus,Total	2.47	2.41	97.6	83.2-116	

L1586843-01 Original Sample (OS) • Matrix Spike (MS) • Matrix Spike Duplicate (MSD)

(OS) L1586843-01 02/23/23 22:00 • (MS) R3894374-3 02/23/23 22:02 • (MSD) R3894374-4 02/23/23 22:03

Analyte	Spike Amount	Original Result	MS Result	MSD Result	MS Rec.	MSD Rec.	Dilution	Rec. Limits	MS Qualifier	MSD Qualifier	RPD	RPD Limits
Phosphorus,Total	2.50	0.132	2.38	2.35	89.9	88.7	1	90.0-110	J6	J6	1.27	20

Sample Narrative:

MS: Matrix spike failure due to matrix.

MSD: Matrix spike failure due to matrix.

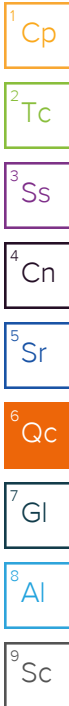
L1586970-01 Original Sample (OS) • Duplicate (DUP)

(OS) L1586970-01 02/21/23 14:05 • (DUP) R3893141-2 02/21/23 14:05

Analyte	Original Result	DUP Result	Dilution	DUP RPD	DUP Qualifier	DUP RPD Limits
su	su	su		%		%
pH	11.1	11.1	1	0.000		1

Sample Narrative:

OS: 11.14 at 19.3C  
 DUP: 11.14 at 19.3C



L1587613-08 Original Sample (OS) • Duplicate (DUP)

(OS) L1587613-08 02/21/23 14:05 • (DUP) R3893141-3 02/21/23 14:05

Analyte	Original Result	DUP Result	Dilution	DUP RPD	DUP Qualifier	DUP RPD Limits
pH	7.20	7.23	1	0.416		1

Sample Narrative:

OS: 7.2 at 19.9C  
 DUP: 7.23 at 19.8C

Laboratory Control Sample (LCS)

(LCS) R3893141-1 02/21/23 14:05

Analyte	Spike Amount	LCS Result	LCS Rec.	Rec. Limits	LCS Qualifier
su	su	su	%	%	
pH	10.0	9.95	99.5	99.0-101	

Sample Narrative:

LCS: 9.95 at 19.7C

Method Blank (MB)

(MB) R3894173-1 02/23/23 14:17

Analyte	MB Result	MB Qualifier	MB MDL	MB RDL
Specific Conductance	U		10.0	10.0

Sample Narrative:

BLANK: at 25C

L1586233-01 Original Sample (OS) • Duplicate (DUP)

(OS) L1586233-01 02/23/23 14:17 • (DUP) R3894173-3 02/23/23 14:17

Analyte	Original Result	DUP Result	Dilution	DUP RPD	DUP Qualifier	DUP RPD Limits
Specific Conductance	1280	1300	1	1.63		20

Sample Narrative:

OS: at 25C

DUP: at 25C

L1587613-03 Original Sample (OS) • Duplicate (DUP)

(OS) L1587613-03 02/23/23 14:17 • (DUP) R3894173-4 02/23/23 14:17

Analyte	Original Result	DUP Result	Dilution	DUP RPD	DUP Qualifier	DUP RPD Limits
Specific Conductance	23500	23400	1	0.256		20

Sample Narrative:

OS: at 25C

DUP: at 25C

Laboratory Control Sample (LCS)

(LCS) R3894173-2 02/23/23 14:17

Analyte	Spike Amount	LCS Result	LCS Rec.	Rec. Limits	LCS Qualifier
Specific Conductance	1120	1090	97.5	85.0-115	

Sample Narrative:

LCS: at 25C

1 Cp

2 Tc

3 Ss

4 Cn

5 Sr

6 Qc

7 Gl

8 Al

9 Sc

Method Blank (MB)

(MB) R3894321-1 02/23/23 18:03

Analyte	MB Result umhos/cm	MB Qualifier	MB MDL umhos/cm	MB RDL umhos/cm
Specific Conductance	U		10.0	10.0

Sample Narrative:

BLANK: at 25C

L1587147-01 Original Sample (OS) • Duplicate (DUP)

(OS) L1587147-01 02/23/23 18:03 • (DUP) R3894321-3 02/23/23 18:03

Analyte	Original Result umhos/cm	DUP Result umhos/cm	Dilution	DUP RPD %	DUP Qualifier	DUP RPD Limits
Specific Conductance	683	675	1	1.18		20

Sample Narrative:

OS: at 25C

DUP: at 25C

L1588080-01 Original Sample (OS) • Duplicate (DUP)

(OS) L1588080-01 02/23/23 18:03 • (DUP) R3894321-4 02/23/23 18:03

Analyte	Original Result umhos/cm	DUP Result umhos/cm	Dilution	DUP RPD %	DUP Qualifier	DUP RPD Limits
Specific Conductance	40200	40400	1	0.496		20

Sample Narrative:

OS: at 25C

DUP: at 25C

Laboratory Control Sample (LCS)

(LCS) R3894321-2 02/23/23 18:03

Analyte	Spike Amount umhos/cm	LCS Result umhos/cm	LCS Rec. %	Rec. Limits %	LCS Qualifier
Specific Conductance	1120	1140	102	85.0-115	

Sample Narrative:

LCS: at 25C

1 Cp

2 Tc

3 Ss

4 Cn

5 Sr

6 Qc

7 Gl

8 Al

9 Sc

Method Blank (MB)

(MB) R3894972-1 02/21/23 10:29

Analyte	MB Result mg/l	MB Qualifier	MB MDL mg/l	MB RDL mg/l
Bromide	U		0.353	1.00
Chloride	U		0.379	1.00
Fluoride	U		0.0640	0.150
Nitrate	U		0.0480	0.100
Nitrite	U		0.0420	0.100
Sulfate	U		0.594	5.00

<sup>1</sup>Cp

<sup>2</sup>Tc

<sup>3</sup>Ss

<sup>4</sup>Cn

<sup>5</sup>Sr

<sup>6</sup>Qc

<sup>7</sup>Gl

<sup>8</sup>Al

<sup>9</sup>Sc

L1587520-08 Original Sample (OS) • Duplicate (DUP)

(OS) L1587520-08 02/21/23 22:02 • (DUP) R3895870-1 02/21/23 22:14

Analyte	Original Result mg/l	DUP Result mg/l	Dilution	DUP RPD %	DUP Qualifier	DUP RPD Limits %
Bromide	U	U	1	0.000		15
Chloride	2.80	2.72	1	2.93		15
Fluoride	0.179	0.180	1	0.725		15
Nitrate	0.750	0.732	1	2.47		15
Nitrite	U	U	1	0.000		15
Sulfate	7.88	7.83	1	0.732		15

L1587520-01 Original Sample (OS) • Duplicate (DUP)

(OS) L1587520-01 02/21/23 13:05 • (DUP) R3894972-3 02/21/23 13:18

Analyte	Original Result mg/l	DUP Result mg/l	Dilution	DUP RPD %	DUP Qualifier	DUP RPD Limits %
Bromide	U	U	1	0.000		15
Chloride	62.3	63.1	1	1.41		15
Fluoride	0.280	0.272	1	2.86		15
Nitrate	1.96	1.95	1	0.323		15
Nitrite	U	U	1	0.000		15
Sulfate	10.8	10.8	1	0.638		15

Laboratory Control Sample (LCS)

(LCS) R3894972-2 02/21/23 10:41

Analyte	Spike Amount mg/l	LCS Result mg/l	LCS Rec. %	Rec. Limits %	<u>LCS Qualifier</u>
Bromide	40.0	41.0	102	80.0-120	
Chloride	40.0	40.6	102	80.0-120	
Fluoride	8.00	8.33	104	80.0-120	
Nitrate	8.00	8.05	101	80.0-120	
Nitrite	8.00	8.36	104	80.0-120	
Sulfate	40.0	40.9	102	80.0-120	

<sup>1</sup>Cp

<sup>2</sup>Tc

<sup>3</sup>Ss

<sup>4</sup>Cn

<sup>5</sup>Sr

<sup>6</sup>Qc

<sup>7</sup>Gl

<sup>8</sup>Al

<sup>9</sup>Sc

L1587520-08 Original Sample (OS) • Matrix Spike (MS)

(OS) L1587520-08 02/21/23 22:02 • (MS) R3895870-2 02/21/23 22:27

Analyte	Spike Amount mg/l	Original Result mg/l	MS Result mg/l	MS Rec. %	Dilution	Rec. Limits %	<u>MS Qualifier</u>
Bromide	50.0	U	51.0	102	1	80.0-120	
Chloride	50.0	2.80	52.5	99.5	1	80.0-120	
Fluoride	5.00	0.179	5.41	105	1	80.0-120	
Nitrate	5.00	0.750	5.69	98.7	1	80.0-120	
Nitrite	5.00	U	5.25	105	1	80.0-120	
Sulfate	50.0	7.88	57.0	98.3	1	80.0-120	

L1587520-01 Original Sample (OS) • Matrix Spike (MS) • Matrix Spike Duplicate (MSD)

(OS) L1587520-01 02/21/23 13:05 • (MS) R3894972-4 02/21/23 13:30 • (MSD) R3894972-5 02/21/23 13:43

Analyte	Spike Amount mg/l	Original Result mg/l	MS Result mg/l	MSD Result mg/l	MS Rec. %	MSD Rec. %	Dilution	Rec. Limits %	<u>MS Qualifier</u>	<u>MSD Qualifier</u>	RPD %	RPD Limits %
Bromide	50.0	U	47.5	47.4	94.9	94.8	1	80.0-120			0.102	15
Chloride	50.0	62.3	109	109	93.5	92.9	1	80.0-120			0.303	15
Fluoride	5.00	0.280	5.48	5.48	104	104	1	80.0-120			0.137	15
Nitrate	5.00	1.96	6.72	6.70	95.3	94.9	1	80.0-120			0.291	15
Nitrite	5.00	U	5.26	5.26	105	105	1	80.0-120			0.0228	15
Sulfate	50.0	10.8	58.9	58.9	96.2	96.2	1	80.0-120			0.0397	15

Method Blank (MB)

(MB) R3893286-1 02/21/23 17:06

Analyte	MB Result	MB Qualifier	MB MDL	MB RDL
	mg/l		mg/l	mg/l
Barium	U		0.000736	0.00500
Boron	U		0.0200	0.200
Calcium	U		0.0793	1.00
Iron	U		0.0180	0.100
Magnesium	U		0.0853	1.00
Manganese	U		0.000934	0.0100
Potassium	U		0.261	2.00
Selenium	U		0.00735	0.0100
Sodium	U		0.504	3.00
Strontium	U		0.000640	0.0100

<sup>1</sup>Cp

<sup>2</sup>Tc

<sup>3</sup>Ss

<sup>4</sup>Cn

<sup>5</sup>Sr

<sup>6</sup>Qc

<sup>7</sup>Gl

<sup>8</sup>Al

<sup>9</sup>Sc

Laboratory Control Sample (LCS)

(LCS) R3893286-2 02/21/23 17:08

Analyte	Spike Amount	LCS Result	LCS Rec.	Rec. Limits	LCS Qualifier
	mg/l	mg/l	%	%	
Barium	1.00	1.03	103	80.0-120	
Boron	1.00	0.961	96.1	80.0-120	
Calcium	10.0	9.72	97.2	80.0-120	
Iron	10.0	9.86	98.6	80.0-120	
Magnesium	10.0	9.59	95.9	80.0-120	
Manganese	1.00	0.945	94.5	80.0-120	
Potassium	10.0	9.91	99.1	80.0-120	
Selenium	1.00	0.998	99.8	80.0-120	
Sodium	10.0	9.94	99.4	80.0-120	
Strontium	1.00	0.978	97.8	80.0-120	

L1587543-01 Original Sample (OS) • Matrix Spike (MS) • Matrix Spike Duplicate (MSD)

(OS) L1587543-01 02/21/23 17:11 • (MS) R3893286-4 02/21/23 17:16 • (MSD) R3893286-5 02/21/23 17:19

Analyte	Spike Amount	Original Result	MS Result	MSD Result	MS Rec.	MSD Rec.	Dilution	Rec. Limits	MS Qualifier	MSD Qualifier	RPD	RPD Limits
	mg/l	mg/l	mg/l	mg/l	%	%		%			%	%
Barium	1.00	0.100	0.920	1.12	82.0	102	1	75.0-125			19.6	20
Boron	1.00	0.802	1.77	1.74	97.1	94.1	1	75.0-125			1.71	20
Calcium	10.0	81.6	89.4	89.7	78.2	81.2	1	75.0-125			0.336	20
Iron	10.0	0.857	11.3	11.9	105	110	1	75.0-125			4.44	20
Magnesium	10.0	48.3	57.4	57.9	90.8	96.0	1	75.0-125			0.908	20
Manganese	1.00	0.107	1.02	1.04	91.0	93.1	1	75.0-125			2.07	20
Potassium	10.0	8.33	18.7	18.8	103	105	1	75.0-125			0.633	20

L1587543-01 Original Sample (OS) • Matrix Spike (MS) • Matrix Spike Duplicate (MSD)

(OS) L1587543-01 02/21/23 17:11 • (MS) R3893286-4 02/21/23 17:16 • (MSD) R3893286-5 02/21/23 17:19

Analyte	Spike Amount mg/l	Original Result mg/l	MS Result mg/l	MSD Result mg/l	MS Rec. %	MSD Rec. %	Dilution	Rec. Limits %	MS Qualifier	MSD Qualifier	RPD %	RPD Limits %
Selenium	1.00	0.0103	0.860	1.05	85.0	104	1	75.0-125		J3	20.2	20
Strontium	1.00	1.75	2.71	2.72	96.7	97.3	1	75.0-125			0.248	20

- 1 Cp
- 2 Tc
- 3 Ss
- 4 Cn
- 5 Sr
- 6 Qc
- 7 Gl
- 8 Al
- 9 Sc

Method Blank (MB)

(MB) R3893518-3 02/21/23 21:48

Analyte	MB Result	MB Qualifier	MB MDL	MB RDL
TPH (GC/FID) Low Fraction	0.0546	↓	0.0314	0.100
<sup>(S)</sup> a,a,a-Trifluorotoluene(FID)	108			78.0-120

Laboratory Control Sample (LCS) • Laboratory Control Sample Duplicate (LCSD)

(LCS) R3893518-1 02/21/23 20:35 • (LCSD) R3893518-2 02/21/23 21:04

Analyte	Spike Amount	LCS Result	LCSD Result	LCS Rec.	LCSD Rec.	Rec. Limits	LCS Qualifier	LCSD Qualifier	RPD	RPD Limits
TPH (GC/FID) Low Fraction	5.50	5.82	6.31	106	115	72.0-127			8.08	20
<sup>(S)</sup> a,a,a-Trifluorotoluene(FID)				112	112	78.0-120				

L1587563-01 Original Sample (OS) • Matrix Spike (MS) • Matrix Spike Duplicate (MSD)

(OS) L1587563-01 02/22/23 00:52 • (MS) R3893518-4 02/22/23 06:20 • (MSD) R3893518-5 02/22/23 06:42

Analyte	Spike Amount	Original Result	MS Result	MSD Result	MS Rec.	MSD Rec.	Dilution	Rec. Limits	MS Qualifier	MSD Qualifier	RPD	RPD Limits
TPH (GC/FID) Low Fraction	5.50	0.0436	1.04	0.912	18.1	15.8	1	10.0-160			13.1	22
<sup>(S)</sup> a,a,a-Trifluorotoluene(FID)					107	103		78.0-120				

1 Cp

2 Tc

3 Ss

4 Cn

5 Sr

6 Qc

7 Gl

8 Al

9 Sc

Method Blank (MB)

(MB) R3894099-2 02/22/23 21:29

Analyte	MB Result mg/l	MB Qualifier	MB MDL mg/l	MB RDL mg/l
TPH (GC/FID) Low Fraction	U		0.0314	0.100
<sup>(S)</sup> a,a,a-Trifluorotoluene(FID)	110			78.0-120

Laboratory Control Sample (LCS)

(LCS) R3894099-1 02/22/23 20:17

Analyte	Spike Amount mg/l	LCS Result mg/l	LCS Rec. %	Rec. Limits %	LCS Qualifier
TPH (GC/FID) Low Fraction	5.50	5.88	107	72.0-127	
<sup>(S)</sup> a,a,a-Trifluorotoluene(FID)			103	78.0-120	

- 1 Cp
- 2 Tc
- 3 Ss
- 4 Cn
- 5 Sr
- 6 Qc
- 7 Gl
- 8 Al
- 9 Sc

Method Blank (MB)

(MB) R3894236-3 02/21/23 12:06

Analyte	MB Result	MB Qualifier	MB MDL	MB RDL
	mg/l		mg/l	mg/l
Benzene	U		0.0000941	0.00100
Toluene	U		0.000278	0.00100
Ethylbenzene	U		0.000137	0.00100
Xylenes, Total	U		0.000174	0.00300
Naphthalene	U		0.00100	0.00500
(S) Toluene-d8	99.6			80.0-120
(S) 4-Bromofluorobenzene	99.6			77.0-126
(S) 1,2-Dichloroethane-d4	98.0			70.0-130

1 Cp

2 Tc

3 Ss

4 Cn

5 Sr

6 Qc

Laboratory Control Sample (LCS) • Laboratory Control Sample Duplicate (LCSD)

(LCS) R3894236-1 02/21/23 10:21 • (LCSD) R3894236-2 02/21/23 10:42

Analyte	Spike Amount	LCS Result	LCSD Result	LCS Rec.	LCSD Rec.	Rec. Limits	LCS Qualifier	LCSD Qualifier	RPD	RPD Limits
	mg/l	mg/l	mg/l	%	%	%			%	%
Benzene	0.00500	0.00514	0.00475	103	95.0	70.0-123			7.89	20
Toluene	0.00500	0.00445	0.00415	89.0	83.0	79.0-120			6.98	20
Ethylbenzene	0.00500	0.00456	0.00436	91.2	87.2	79.0-123			4.48	20
Xylenes, Total	0.0150	0.0135	0.0124	90.0	82.7	79.0-123			8.49	20
Naphthalene	0.00500	0.00294	0.00284	58.8	56.8	54.0-135			3.46	20
(S) Toluene-d8				94.7	95.6	80.0-120				
(S) 4-Bromofluorobenzene				97.9	97.1	77.0-126				
(S) 1,2-Dichloroethane-d4				97.2	96.8	70.0-130				

7 Gl

8 Al

9 Sc

L1587460-01 Original Sample (OS) • Matrix Spike (MS) • Matrix Spike Duplicate (MSD)

(OS) L1587460-01 02/21/23 13:45 • (MS) R3894236-4 02/21/23 20:24 • (MSD) R3894236-5 02/21/23 20:45

Analyte	Spike Amount	Original Result	MS Result	MSD Result	MS Rec.	MSD Rec.	Dilution	Rec. Limits	MS Qualifier	MSD Qualifier	RPD	RPD Limits
	mg/l	mg/l	mg/l	mg/l	%	%		%			%	%
Benzene	0.00500	0.00215	0.00561	0.00623	69.2	81.6	1	17.0-158			10.5	27
Toluene	0.00500	0.00129	0.00426	0.00463	59.4	66.8	1	26.0-154			8.32	28
Ethylbenzene	0.00500	0.190	0.172	0.161	0.000	0.000	1	30.0-155	<u>EV</u>	<u>EV</u>	6.61	27
Xylenes, Total	0.0150	0.0421	0.0467	0.0466	30.7	30.0	1	29.0-154			0.214	28
Naphthalene	0.00500	0.0464	0.0448	0.0468	0.000	8.00	1	12.0-156	<u>V</u>	<u>V</u>	4.37	35
(S) Toluene-d8					82.1	83.1		80.0-120				
(S) 4-Bromofluorobenzene					93.8	94.9		77.0-126				
(S) 1,2-Dichloroethane-d4					100	103		70.0-130				

L1587542-08 Original Sample (OS) • Matrix Spike (MS) • Matrix Spike Duplicate (MSD)

(OS) L1587542-08 02/21/23 18:18 • (MS) R3894236-6 02/21/23 21:06 • (MSD) R3894236-7 02/21/23 21:27

Analyte	Spike Amount mg/l	Original Result mg/l	MS Result mg/l	MSD Result mg/l	MS Rec. %	MSD Rec. %	Dilution	Rec. Limits %	MS Qualifier	MSD Qualifier	RPD %	RPD Limits %
Benzene	0.0500	0.00108	0.0415	0.0363	80.8	70.4	10	17.0-158			13.4	27
Toluene	0.0500	0.0679	0.105	0.103	74.2	70.2	10	26.0-154			1.92	28
Ethylbenzene	0.0500	0.652	0.727	0.733	150	162	10	30.0-155		V	0.822	27
Xylenes, Total	0.150	4.19	4.31	4.35	80.0	107	10	29.0-154			0.924	28
Naphthalene	0.0500	0.126	0.169	0.160	86.0	68.0	10	12.0-156			5.47	35
(S) Toluene-d8					88.1	91.0		80.0-120				
(S) 4-Bromofluorobenzene					103	103		77.0-126				
(S) 1,2-Dichloroethane-d4					102	100		70.0-130				

L1587466-09 Original Sample (OS) • Matrix Spike (MS) • Matrix Spike Duplicate (MSD)

(OS) L1587466-09 02/21/23 15:29 • (MS) R3894236-8 02/21/23 21:48 • (MSD) R3894236-9 02/21/23 22:09

Analyte	Spike Amount mg/l	Original Result mg/l	MS Result mg/l	MSD Result mg/l	MS Rec. %	MSD Rec. %	Dilution	Rec. Limits %	MS Qualifier	MSD Qualifier	RPD %	RPD Limits %
Benzene	0.00500	U	0.00377	0.00428	75.4	85.6	1	17.0-158			12.7	27
Toluene	0.00500	U	0.00413	0.00476	82.6	95.2	1	26.0-154			14.2	28
Ethylbenzene	0.00500	0.00347	0.00733	0.00788	77.2	88.2	1	30.0-155			7.23	27
Xylenes, Total	0.0150	0.00574	0.0164	0.0181	71.1	82.4	1	29.0-154			9.86	28
Naphthalene	0.00500	0.00147	0.00499	0.00524	70.4	75.4	1	12.0-156			4.89	35
(S) Toluene-d8					86.9	88.3		80.0-120				
(S) 4-Bromofluorobenzene					94.9	96.1		77.0-126				
(S) 1,2-Dichloroethane-d4					107	107		70.0-130				

1 Cp

2 Tc

3 Ss

4 Cn

5 Sr

6 Qc

7 Gl

8 Al

9 Sc

Method Blank (MB)

(MB) R3893613-2 02/22/23 00:10

Analyte	MB Result	MB Qualifier	MB MDL	MB RDL
	mg/l		mg/l	mg/l
Benzene	U		0.0000941	0.00100
Ethylbenzene	U		0.000137	0.00100
Xylenes, Total	U		0.000174	0.00300
Naphthalene	U		0.00100	0.00500
(S) Toluene-d8	105			80.0-120
(S) 4-Bromofluorobenzene	102			77.0-126
(S) 1,2-Dichloroethane-d4	99.7			70.0-130

Laboratory Control Sample (LCS)

(LCS) R3893613-1 02/21/23 23:14

Analyte	Spike Amount	LCS Result	LCS Rec.	Rec. Limits	LCS Qualifier
	mg/l	mg/l	%	%	
Benzene	0.00500	0.00565	113	70.0-123	
Ethylbenzene	0.00500	0.00530	106	79.0-123	
Xylenes, Total	0.0150	0.0161	107	79.0-123	
Naphthalene	0.00500	0.00456	91.2	54.0-135	
(S) Toluene-d8			104	80.0-120	
(S) 4-Bromofluorobenzene			97.9	77.0-126	
(S) 1,2-Dichloroethane-d4			102	70.0-130	

1 Cp

2 Tc

3 Ss

4 Cn

5 Sr

6 Qc

7 Gl

8 Al

9 Sc

Method Blank (MB)

(MB) R3894121-3 02/22/23 22:09

Analyte	MB Result mg/l	MB Qualifier	MB MDL mg/l	MB RDL mg/l
Benzene	U		0.0000941	0.00100
Toluene	U		0.000278	0.00100
Ethylbenzene	U		0.000137	0.00100
Xylenes, Total	U		0.000174	0.00300
Naphthalene	U		0.00100	0.00500
<i>(S) Toluene-d8</i>	111			80.0-120
<i>(S) 4-Bromofluorobenzene</i>	96.3			77.0-126
<i>(S) 1,2-Dichloroethane-d4</i>	97.6			70.0-130

Laboratory Control Sample (LCS) • Laboratory Control Sample Duplicate (LCSD)

(LCS) R3894121-1 02/22/23 21:04 • (LCSD) R3894121-2 02/22/23 21:26

Analyte	Spike Amount mg/l	LCS Result mg/l	LCSD Result mg/l	LCS Rec. %	LCSD Rec. %	Rec. Limits %	LCS Qualifier	LCSD Qualifier	RPD %	RPD Limits %
Benzene	0.00500	0.00494	0.00508	98.8	102	70.0-123			2.79	20
Toluene	0.00500	0.00453	0.00503	90.6	101	79.0-120			10.5	20
Ethylbenzene	0.00500	0.00453	0.00508	90.6	102	79.0-123			11.4	20
Xylenes, Total	0.0150	0.0141	0.0147	94.0	98.0	79.0-123			4.17	20
Naphthalene	0.00500	0.00428	0.00399	85.6	79.8	54.0-135			7.01	20
<i>(S) Toluene-d8</i>				100	104	80.0-120				
<i>(S) 4-Bromofluorobenzene</i>				92.4	93.9	77.0-126				
<i>(S) 1,2-Dichloroethane-d4</i>				103	98.9	70.0-130				

1 Cp

2 Tc

3 Ss

4 Cn

5 Sr

6 Qc

7 Gl

8 Al

9 Sc

Method Blank (MB)

(MB) R3894486-3 02/23/23 12:35

Analyte	MB Result mg/l	MB Qualifier	MB MDL mg/l	MB RDL mg/l
Toluene	U		0.000278	0.00100
(S) Toluene-d8	98.6			80.0-120
(S) 4-Bromofluorobenzene	103			77.0-126
(S) 1,2-Dichloroethane-d4	99.4			70.0-130

Laboratory Control Sample (LCS) • Laboratory Control Sample Duplicate (LCSD)

(LCS) R3894486-1 02/23/23 10:00 • (LCSD) R3894486-2 02/23/23 10:19

Analyte	Spike Amount mg/l	LCS Result mg/l	LCSD Result mg/l	LCS Rec. %	LCSD Rec. %	Rec. Limits %	LCS Qualifier	LCSD Qualifier	RPD %	RPD Limits %
Toluene	0.00500	0.00480	0.00488	96.0	97.6	79.0-120			1.65	20
(S) Toluene-d8				98.9	98.0	80.0-120				
(S) 4-Bromofluorobenzene				101	99.7	77.0-126				
(S) 1,2-Dichloroethane-d4				101	99.0	70.0-130				

1 Cp

2 Tc

3 Ss

4 Cn

5 Sr

6 Qc

7 Gl

8 Al

9 Sc

Method Blank (MB)

(MB) R3894495-2 02/23/23 22:22

Analyte	MB Result	MB Qualifier	MB MDL	MB RDL
	mg/l		mg/l	mg/l
Benzene	U		0.0000941	0.00100
Toluene	U		0.000278	0.00100
Xylenes, Total	U		0.000174	0.00300
<i>(S) Toluene-d8</i>	105			80.0-120
<i>(S) 4-Bromofluorobenzene</i>	96.0			77.0-126
<i>(S) 1,2-Dichloroethane-d4</i>	99.9			70.0-130

Laboratory Control Sample (LCS)

(LCS) R3894495-1 02/23/23 22:03

Analyte	Spike Amount	LCS Result	LCS Rec.	Rec. Limits	LCS Qualifier
	mg/l	mg/l	%	%	
Benzene	0.00500	0.00475	95.0	70.0-123	
Toluene	0.00500	0.00499	99.8	79.0-120	
Xylenes, Total	0.0150	0.0130	86.7	79.0-123	
<i>(S) Toluene-d8</i>			103	80.0-120	
<i>(S) 4-Bromofluorobenzene</i>			93.3	77.0-126	
<i>(S) 1,2-Dichloroethane-d4</i>			96.9	70.0-130	

1 Cp

2 Tc

3 Ss

4 Cn

5 Sr

6 Qc

7 Gl

8 Al

9 Sc

Method Blank (MB)

(MB) R3894765-1 02/24/23 17:18

Analyte	MB Result mg/l	MB Qualifier	MB MDL mg/l	MB RDL mg/l
C10-C28 Diesel Range	U		0.0222	0.100
C28-C36 Motor Oil Range	U		0.0118	0.100
(S) o-Terphenyl	124			52.0-156

Laboratory Control Sample (LCS) • Laboratory Control Sample Duplicate (LCSD)

(LCS) R3894765-2 02/24/23 17:39 • (LCSD) R3894765-3 02/24/23 18:01

Analyte	Spike Amount mg/l	LCS Result mg/l	LCSD Result mg/l	LCS Rec. %	LCSD Rec. %	Rec. Limits %	LCS Qualifier	LCSD Qualifier	RPD %	RPD Limits %
C10-C28 Diesel Range	1.50	1.62	1.44	108	96.0	50.0-150			11.8	20
(S) o-Terphenyl				112	116	52.0-156				

1 Cp

2 Tc

3 Ss

4 Cn

5 Sr

6 Qc

7 Gl

8 Al

9 Sc

Method Blank (MB)

(MB) R3895881-1 02/28/23 15:20

Analyte	MB Result mg/l	MB Qualifier	MB MDL mg/l	MB RDL mg/l
C10-C28 Diesel Range	0.0355	↓	0.0222	0.100
C28-C36 Motor Oil Range	U		0.0118	0.100
(S) o-Terphenyl	111			52.0-156

Laboratory Control Sample (LCS) • Laboratory Control Sample Duplicate (LCSD)

(LCS) R3895881-2 02/28/23 15:42 • (LCSD) R3895881-3 02/28/23 16:05

Analyte	Spike Amount mg/l	LCS Result mg/l	LCSD Result mg/l	LCS Rec. %	LCSD Rec. %	Rec. Limits %	LCS Qualifier	LCSD Qualifier	RPD %	RPD Limits %
C10-C28 Diesel Range	1.50	1.74	1.80	116	120	50.0-150			3.39	20
(S) o-Terphenyl				103	105	52.0-156				

- 1 Cp
- 2 Tc
- 3 Ss
- 4 Cn
- 5 Sr
- 6 Qc
- 7 Gl
- 8 Al
- 9 Sc

# GLOSSARY OF TERMS

## Guide to Reading and Understanding Your Laboratory Report

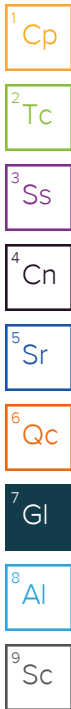
The information below is designed to better explain the various terms used in your report of analytical results from the Laboratory. This is not intended as a comprehensive explanation, and if you have additional questions please contact your project representative.

Results Disclaimer - Information that may be provided by the customer, and contained within this report, include Permit Limits, Project Name, Sample ID, Sample Matrix, Sample Preservation, Field Blanks, Field Spikes, Field Duplicates, On-Site Data, Sampling Collection Dates/Times, and Sampling Location. Results relate to the accuracy of this information provided, and as the samples are received.

### Abbreviations and Definitions

MDL	Method Detection Limit.
RDL	Reported Detection Limit.
Rec.	Recovery.
RPD	Relative Percent Difference.
SDG	Sample Delivery Group.
(S)	Surrogate (Surrogate Standard) - Analytes added to every blank, sample, Laboratory Control Sample/Duplicate and Matrix Spike/Duplicate; used to evaluate analytical efficiency by measuring recovery. Surrogates are not expected to be detected in all environmental media.
U	Not detected at the Reporting Limit (or MDL where applicable).
Analyte	The name of the particular compound or analysis performed. Some Analyses and Methods will have multiple analytes reported.
Dilution	If the sample matrix contains an interfering material, the sample preparation volume or weight values differ from the standard, or if concentrations of analytes in the sample are higher than the highest limit of concentration that the laboratory can accurately report, the sample may be diluted for analysis. If a value different than 1 is used in this field, the result reported has already been corrected for this factor.
Limits	These are the target % recovery ranges or % difference value that the laboratory has historically determined as normal for the method and analyte being reported. Successful QC Sample analysis will target all analytes recovered or duplicated within these ranges.
Original Sample	The non-spiked sample in the prep batch used to determine the Relative Percent Difference (RPD) from a quality control sample. The Original Sample may not be included within the reported SDG.
Qualifier	This column provides a letter and/or number designation that corresponds to additional information concerning the result reported. If a Qualifier is present, a definition per Qualifier is provided within the Glossary and Definitions page and potentially a discussion of possible implications of the Qualifier in the Case Narrative if applicable.
Result	The actual analytical final result (corrected for any sample specific characteristics) reported for your sample. If there was no measurable result returned for a specific analyte, the result in this column may state "ND" (Not Detected) or "BDL" (Below Detectable Levels). The information in the results column should always be accompanied by either an MDL (Method Detection Limit) or RDL (Reporting Detection Limit) that defines the lowest value that the laboratory could detect or report for this analyte.
Uncertainty (Radiochemistry)	Confidence level of 2 sigma.
Case Narrative (Cn)	A brief discussion about the included sample results, including a discussion of any non-conformances to protocol observed either at sample receipt by the laboratory from the field or during the analytical process. If present, there will be a section in the Case Narrative to discuss the meaning of any data qualifiers used in the report.
Quality Control Summary (Qc)	This section of the report includes the results of the laboratory quality control analyses required by procedure or analytical methods to assist in evaluating the validity of the results reported for your samples. These analyses are not being performed on your samples typically, but on laboratory generated material.
Sample Chain of Custody (Sc)	This is the document created in the field when your samples were initially collected. This is used to verify the time and date of collection, the person collecting the samples, and the analyses that the laboratory is requested to perform. This chain of custody also documents all persons (excluding commercial shippers) that have had control or possession of the samples from the time of collection until delivery to the laboratory for analysis.
Sample Results (Sr)	This section of your report will provide the results of all testing performed on your samples. These results are provided by sample ID and are separated by the analyses performed on each sample. The header line of each analysis section for each sample will provide the name and method number for the analysis reported.
Sample Summary (Ss)	This section of the Analytical Report defines the specific analyses performed for each sample ID, including the dates and times of preparation and/or analysis.

Qualifier	Description
E	The analyte concentration exceeds the upper limit of the calibration range of the instrument established by the initial calibration (ICAL).
J	The identification of the analyte is acceptable; the reported value is an estimate.
J1	Surrogate recovery limits have been exceeded; values are outside upper control limits.
J3	The associated batch QC was outside the established quality control range for precision.
J6	The sample matrix interfered with the ability to make any accurate determination; spike value is low.
J7	Surrogate recovery cannot be used for control limit evaluation due to dilution.
T8	Sample(s) received past/too close to holding time expiration.
V	The sample concentration is too high to evaluate accurate spike recoveries.



# ACCREDITATIONS & LOCATIONS

## Pace Analytical National 12065 Lebanon Rd Mount Juliet, TN 37122

Alabama	40660	Nebraska	NE-OS-15-05
Alaska	17-026	Nevada	TN000032021-1
Arizona	AZ0612	New Hampshire	2975
Arkansas	88-0469	New Jersey–NELAP	TN002
California	2932	New Mexico <sup>1</sup>	TN00003
Colorado	TN00003	New York	11742
Connecticut	PH-0197	North Carolina	Env375
Florida	E87487	North Carolina <sup>1</sup>	DW21704
Georgia	NELAP	North Carolina <sup>3</sup>	41
Georgia <sup>1</sup>	923	North Dakota	R-140
Idaho	TN00003	Ohio–VAP	CL0069
Illinois	200008	Oklahoma	9915
Indiana	C-TN-01	Oregon	TN200002
Iowa	364	Pennsylvania	68-02979
Kansas	E-10277	Rhode Island	LA000356
Kentucky <sup>1,6</sup>	KY90010	South Carolina	84004002
Kentucky <sup>2</sup>	16	South Dakota	n/a
Louisiana	AI30792	Tennessee <sup>1,4</sup>	2006
Louisiana	LA018	Texas	T104704245-20-18
Maine	TN00003	Texas <sup>5</sup>	LAB0152
Maryland	324	Utah	TN000032021-11
Massachusetts	M-TN003	Vermont	VT2006
Michigan	9958	Virginia	110033
Minnesota	047-999-395	Washington	C847
Mississippi	TN00003	West Virginia	233
Missouri	340	Wisconsin	998093910
Montana	CERT0086	Wyoming	A2LA
A2LA – ISO 17025	1461.01	AIHA-LAP,LLC EMLAP	100789
A2LA – ISO 17025 <sup>5</sup>	1461.02	DOD	1461.01
Canada	1461.01	USDA	P330-15-00234
EPA–Crypto	TN00003		

<sup>1</sup> Drinking Water <sup>2</sup> Underground Storage Tanks <sup>3</sup> Aquatic Toxicity <sup>4</sup> Chemical/Microbiological <sup>5</sup> Mold <sup>6</sup> Wastewater n/a Accreditation not applicable

\* Not all certifications held by the laboratory are applicable to the results reported in the attached report.

\* Accreditation is only applicable to the test methods specified on each scope of accreditation held by Pace Analytical.

<sup>1</sup> Cp

<sup>2</sup> Tc

<sup>3</sup> Ss

<sup>4</sup> Cn

<sup>5</sup> Sr

<sup>6</sup> Qc

<sup>7</sup> Gl


<sup>8</sup> Al

<sup>9</sup> Sc

Address:  
**Caerus Oil and Gas**  
 143 Diamond Avenue  
 Parachute, CO 81635

Billing Information:  
**Accounts Payable**  
 1001 17th St., Ste. 1600  
 Denver, CO 80202

Analysis / Container / Preservative									
				2	2				2
ALK,ALKBI,ALKCA 250mlHDPE-NoPres	Br,Cl,F,SO4 250mlHDPE-NoPres	DRONMLVI 40mlAmb-HCl-BT	GRO 40mlAmb HCl	PT 250mlHDPE-H2SO4	RA-226/228 1L-HDPE-Add-HNO3	SPCON 250mlHDPE-NoPres	TDS 1L-HDPE NoPres	TSS 1L-HDPE NoPres	Total Metals 250mlHDPE-HNO3

Chain of Custody Page \_\_\_ of \_\_\_  
  
 PEOPLE ADVANCING SCIENCE  
**MT JULIET, TN**  
 12065 Lebanon Rd Mount Juliet, TN 37122  
 Submitting a sample via this chain of custody constitutes acknowledgment and acceptance of the Pace Terms and Conditions found at: <https://info.pacelabs.com/hubs/pas-standard-terms.pdf>

Report to:  
**Brett Middleton**

Email To:  
 JJanicek@caerusoilandgas.com;brollins@caerus

Project Description:  
 9095

City/State Collected:  
 Parachute, CO

Please Circle:  
 PT  MD  CT  ET

Phone: 970-285-2653


Client Project #

Lab Project #

Collected by (print):  
 WILLY HARMON

Site/Facility ID #

P.O. #

Collected by (signature):  


Rush? (Lab MUST Be Notified)  
 \_\_\_ Same Day \_\_\_ Five Day  
 \_\_\_ Next Day \_\_\_ 5 Day (Rad Only)  
 \_\_\_ Two Day \_\_\_ 10 Day (Rad Only)  
 \_\_\_ Three Day

Quote #

Immediately Packed on Ice N \_\_\_ Y

Date Results Needed  
 ASAP

No. of Cntrs



Sample ID	Comp/Grab	Matrix *	Depth	Date	Time	Cntrs	ALK,ALKBI,ALKCA 250mlHDPE-NoPres	Br,Cl,F,SO4 250mlHDPE-NoPres	DRONMLVI 40mlAmb-HCl-BT	GRO 40mlAmb HCl	PT 250mlHDPE-H2SO4	RA-226/228 1L-HDPE-Add-HNO3	SPCON 250mlHDPE-NoPres	TDS 1L-HDPE NoPres	TSS 1L-HDPE NoPres	Total Metals 250mlHDPE-HNO3
PS16-TANK-WMFK	Grab	GW	Surface	2/20/23	0850	17	X	X	X	X	X	X	X	X	X	X
PD16-TANK-WMFK	Grab	GW	Surface	2/20/23	0815	17	X	X	X	X	X	X	X	X	X	X
PS19-TANK-WMFK	Grab	GW	Surface	2/20/23	1110	17	X	X	X	X	X	X	X	X	X	X
PK21-TANK-WMFK	Grab	GW	Surface	2/20/23	11:55	17	X	X	X	X	X	X	X	X	X	X
PB20-TANK-WMFK	Grab	GW	Surface	2/20/23	1000	17	X	X	X	X	X	X	X	X	X	X
PC22-TANK-WMFK	Grab	GW	Surface	2/20/23	0925	17	X	X	X	X	X	X	X	X	X	X
PH25-TANK-WMFK	Grab	GW	Surface	2/20/23	1310	17	X	X	X	X	X	X	X	X	X	X
PF29-TANK-WMFK	Grab	GW	Surface	2/20/23	1234	17	X	X	X	X	X	X	X	X	X	X
		GW				17	X	X	X	X	X	X	X	X	X	X
		GW				17	X	X	X	X	X	X	X	X	X	X

SDG # L15871013  
**F102**  
 Acctnum: CAERUSPCO  
 Template: T215555  
 Prelogin: P963757  
 PM: 824 - Chris Ward  
 PB:  
 Shipped Via: FedEX Ground




\* Matrix:  
 SS - Soil AIR - Air F - Filter  
 GW - Groundwater B - Bioassay  
 WW - WasteWater  
 DW - Drinking Water  
 OT - Other

Remarks: Metals - Ba,B,Ca,Fe,K,Mg,Mn,Na,Se,Sr  
 pH \_\_\_\_\_ Temp \_\_\_\_\_  
 Flow \_\_\_\_\_ Other \_\_\_\_\_

Sample Receipt Checklist	
COC Seal Present/Intact:	<input checked="" type="checkbox"/> Y <input type="checkbox"/> N
COC Signed/Accurate:	<input checked="" type="checkbox"/> Y <input type="checkbox"/> N
Bottles arrive intact:	<input checked="" type="checkbox"/> Y <input type="checkbox"/> N
Correct bottles used:	<input checked="" type="checkbox"/> Y <input type="checkbox"/> N
Sufficient volume sent:	<input checked="" type="checkbox"/> Y <input type="checkbox"/> N
If Applicable	
VOA Zero Headspace:	<input checked="" type="checkbox"/> Y <input type="checkbox"/> N
Preservation Correct/Checked:	<input checked="" type="checkbox"/> Y <input type="checkbox"/> N
RAD Screen <0.5 mR/hr:	<input checked="" type="checkbox"/> Y <input type="checkbox"/> N

Relinquished by: (Signature)  
  
 Relinquished by: (Signature)  
  
 Relinquished by: (Signature)

Date: 2/20/23  
 Time: 1630  
 Date: 2/20/23  
 Time: 1700

Received by: (Signature)  
  
 Received by: (Signature)  
  
 Received for lab by: (Signature)  


Trip Blank Received: Yes/No  
 4  No /  Yes  
 MeOH TBR  
 Temp: \_\_\_\_\_ °C  
 Bottles Received: 136

If preservation required by Login: Date/Time  
 Hold:  
 Condition: NCF / OK

Company Name/Address:  
**Caerus Oil and Gas**  
 143 Diamond Avenue  
 Parachute, CO 81635

Billing Information:  
**Accounts Payable**  
 1001 17th St., Ste. 1600  
 Denver, CO 80202

Pres Chk

Chain of Custody Page \_\_\_ of \_\_\_



**MT JULIET, TN**  
 12065 Lebanon Rd Mount Juliet, TN 37122  
 Submitting a sample via this chain of custody constitutes acknowledgment and acceptance of the Pace Terms and Conditions found at: <https://info.pacelabs.com/hubfs/pas-standard-terms.pdf>

Report to:  
**Brett Middleton**

Email To:  
 JJanicek@caerusoilandgas.com; brollins@caerus

Project Description: **9095**

City/State Collected: **Parachute, CO**

Please Circle: PT MD CT ET

Phone: **970-285-2653**

Client Project #

Lab Project #

Collected by (print): **Will Harmon**

Site/Facility ID #

P.O. #

Collected by (signature): *[Signature]*

**Rush?** (Lab MUST Be Notified)  
 \_\_\_ Same Day \_\_\_ Five Day  
 \_\_\_ Next Day \_\_\_ 5 Day (Rad Only)  
 \_\_\_ Two Day \_\_\_ 10 Day (Rad Only)  
 \_\_\_ Three Day

Quote #

Immediately Packed on Ice N \_\_\_ Y **X**

Date Results Needed  
**ASAP**

No. of Cntrs

Sample ID	Comp/Grab	Matrix *	Depth	Date	Time	No. of Cntrs	V8260BTEXN 40miAmb-HCl	V8260BTEXN 40miAmb-HCl-Bik	pH 125mlHDPE-NoPres						
PJ16-TANK-WMFK	grab	GW	Surface	2/20/23	0850	17	X	X	X						-01
PD16-TANK-WMFK	grab	GW	Surface	2/20/23	0815	17	X		X						-02
PJ19-TANK-WMFK	grab	GW	Surface	2/20/23	1110	17	X		X						-03
PK21-TANK-WMFK	grab	GW	Surface	2/20/23	1155	17	X	X	X						-04
PB20-TANK-WMFK	grab	GW	Surface	2/20/23	1000	17	X		X						-05
PL22-TANK-WMFK	grab	GW	Surface	2/20/23	0925	17	X		X						-06
<del>PH25</del> PH25-TANK-WMFK	grab	GW	Surface	2/20/23	1310	17	X		X						-07
PF29-TANK-WMFK	grab	GW	Surface	2/20/23	1234	17	X	X	X						-08
		GW				17	X		X						
		GW				17	X		X						

\* Matrix:  
 SS - Soil AIR - Air F - Filter  
 GW - Groundwater B - Bioassay  
 WW - WasteWater  
 DW - Drinking Water  
 OT - Other

Remarks: **Metals - Ba, B, Ca, Fe, K, Mg, Mn, Na, Se, Sr**

pH \_\_\_\_\_ Temp \_\_\_\_\_  
 Flow \_\_\_\_\_ Other \_\_\_\_\_

Sample Receipt Checklist  
 COC Seal Present/Intact:  NP  Y  N  
 COC Signed/Accurate:  Y  N  
 Bottles arrive intact:  Y  N  
 Correct bottles used:  Y  N  
 Sufficient volume sent:  Y  N  
 If Applicable  
 VOA Zero Headspace:  Y  N  
 Preservation Correct/Checked:  Y  N  
 RAD Screen <0.5 mR/hr:  Y  N

Relinquished by: (Signature) *[Signature]*

Date: **2/20/23**

Time: **1630**

Received by: (Signature) *[Signature]*

Trip Blank Received:  Yes  No  
 HCL/MeOH TBR

Relinquished by: (Signature) *[Signature]*

Date: **2/20/23**

Time: **1700**

Received by: (Signature)

Temp: \_\_\_\_\_ °C  
 Bottles Received: **136**

If preservation required by Login: Date/Time

Relinquished by: (Signature)

Date:

Time:

Received for lab by: (Signature) *[Signature]*

Date: **2-21-23** Time: **0845**

Hold: \_\_\_\_\_ Condition: **NCF / OK**

L1587A13

<u>Tracking Numbers</u>	<u>Temperature</u>
6196	6BA6
6537	5.2
4725	2.8
4703	2.8
4758	2.8
4714	4.3