

Caerus Oil and Gas

Sample Delivery Group: L1577832
Samples Received: 01/20/2023
Project Number:
Description: 909J

Report To: Brett Middleton

Entire Report Reviewed By:









Donna Eidson
Project Manager

Results relate only to the items tested or calibrated and are reported as rounded values. This test report shall not be reproduced, except in full, without written approval of the laboratory. Where applicable, sampling conducted by Pace Analytical National is performed per guidance provided in laboratory standard operating procedures ENV-SOP-MTJL-0067 and ENV-SOP-MTJL-0068. Where sampling conducted by the customer, results relate to the accuracy of the information provided, and as the samples are received.

Pace Analytical National12065 Lebanon Rd Mount Juliet, TN 37122 615-758-5858 800-767-5859 www.pacenational.com

TABLE OF CONTENTS

Cp: Cover Page	1	
Tc: Table of Contents	2	
Ss: Sample Summary	3	
Cn: Case Narrative	4	
Sr: Sample Results	5	
P5E-07114-ILES L1577832-01	5	
E22NE-TANK-WMFK L1577832-03	6	
K7-08933-ILES L1577832-05	7	
C29NE-TANK-WMFK L1577832-07	8	
K19CNE-13512-WMFK L1577832-09	9	
B9W-07817-ILES L1577832-11	10	
K35-10307-WMFK L1577832-13	11	
Qc: Quality Control Summary	12	
Radiochemistry by Method DOE Ga-01-R/901.1 (21 day)	12	
Gl: Glossary of Terms	13	
Al: Accreditations & Locations	14	
Sc: Sample Chain of Custody	15	

SAMPLE SUMMARY

P5E-07114-ILES L1577832-01 Solids and Chemical Materials

Collected by Will Harmon Collected date/time 01/19/23 11:00 Received date/time 01/20/23 09:00

Method	Batch	Dilution	Preparation date/time	Analysis date/time	Analyst	Location
Radiochemistry by Method DOE Ga-01-R/901.1 (21 day)	WG2001101	1	02/03/23 16:37	02/17/23 09:55	ZRG	Mt. Juliet, TN

¹Cp

²Tc

³Ss

⁴Cn

⁵Sr

⁶Qc

⁷Gl

⁸Al

⁹Sc

E22NE-TANK-WMFK L1577832-03 Solids and Chemical Materials

Collected by Will Harmon Collected date/time 01/19/23 10:00 Received date/time 01/20/23 09:00

Method	Batch	Dilution	Preparation date/time	Analysis date/time	Analyst	Location
Radiochemistry by Method DOE Ga-01-R/901.1 (21 day)	WG2001101	1	02/03/23 16:37	02/17/23 09:56	ZRG	Mt. Juliet, TN

K7-08933-ILES L1577832-05 Solids and Chemical Materials

Collected by Will Harmon Collected date/time 01/19/23 14:10 Received date/time 01/20/23 09:00

Method	Batch	Dilution	Preparation date/time	Analysis date/time	Analyst	Location
Radiochemistry by Method DOE Ga-01-R/901.1 (21 day)	WG2001101	1	02/03/23 16:37	02/17/23 10:28	ZRG	Mt. Juliet, TN

C29NE-TANK-WMFK L1577832-07 Solids and Chemical Materials

Collected by Will Harmon Collected date/time 01/19/23 09:15 Received date/time 01/20/23 09:00

Method	Batch	Dilution	Preparation date/time	Analysis date/time	Analyst	Location
Radiochemistry by Method DOE Ga-01-R/901.1 (21 day)	WG2001101	1	02/03/23 16:37	02/17/23 10:36	ZRG	Mt. Juliet, TN

K19CNE-13512-WMFK L1577832-09 Solids and Chemical Materials

Collected by Will Harmon Collected date/time 01/19/23 08:20 Received date/time 01/20/23 09:00

Method	Batch	Dilution	Preparation date/time	Analysis date/time	Analyst	Location
Radiochemistry by Method DOE Ga-01-R/901.1 (21 day)	WG2001101	1	02/03/23 16:37	02/17/23 11:17	ZRG	Mt. Juliet, TN

B9W-07817-ILES L1577832-11 Solids and Chemical Materials

Collected by Will Harmon Collected date/time 01/19/23 13:20 Received date/time 01/20/23 09:00

Method	Batch	Dilution	Preparation date/time	Analysis date/time	Analyst	Location
Radiochemistry by Method DOE Ga-01-R/901.1 (21 day)	WG2001101	1	02/03/23 16:37	02/17/23 11:18	ZRG	Mt. Juliet, TN

K35-10307-WMFK L1577832-13 Solids and Chemical Materials

Collected by Will Harmon Collected date/time 01/19/23 12:20 Received date/time 01/20/23 09:00

Method	Batch	Dilution	Preparation date/time	Analysis date/time	Analyst	Location
Radiochemistry by Method DOE Ga-01-R/901.1 (21 day)	WG2001101	1	02/03/23 16:37	02/17/23 11:30	ZRG	Mt. Juliet, TN

CASE NARRATIVE

All sample aliquots were received at the correct temperature, in the proper containers, with the appropriate preservatives, and within method specified holding times, unless qualified or notated within the report. Where applicable, all MDL (LOD) and RDL (LOQ) values reported for environmental samples have been corrected for the dilution factor used in the analysis. All radiochemical sample results for solids are reported on a dry weight basis with the exception of tritium, carbon-14 and radon, unless wet weight was requested by the client. All Method and Batch Quality Control are within established criteria except where addressed in this case narrative, a non-conformance form or properly qualified within the sample results. By my digital signature below, I affirm to the best of my knowledge, all problems/anomalies observed by the laboratory as having the potential to affect the quality of the data have been identified by the laboratory, and no information or data have been knowingly withheld that would affect the quality of the data.



Donna Eidson
Project Manager

Project Narrative

TSS/TDS could not be performed due to samples containing gasoline. Matrix changed to solid.

¹ Cp

² Tc

³ Ss

⁴ Cn

⁵ Sr

⁶ Qc

⁷ Gl

⁸ Al

⁹ Sc

Radiochemistry by Method DOE Ga-01-R/901.1 (21 day)

Analyte	Result	Qualifier	Uncertainty	MDA	Analysis Date	Batch
	pCi/g		+ / -	pCi/g	date / time	
Actinium-228 (Ra-228)	0.00640	<u>U</u>	0.0268	0.0634	02/17/2023 09:55	WG2001101
Bismuth-214 (Ra-226)	0.0140	<u>U</u>	0.0166	0.0317	02/17/2023 09:55	WG2001101

- ¹Cp
- ²Tc
- ³Ss
- ⁴Cn
- ⁵Sr
- ⁶Qc
- ⁷Gl
- ⁸Al
- ⁹Sc

Radiochemistry by Method DOE Ga-01-R/901.1 (21 day)

Analyte	Result pCi/g	Qualifier	Uncertainty + / -	MDA pCi/g	Analysis Date date / time	Batch
Actinium-228 (Ra-228)	0.00951	<u>U</u>	0.0210	0.0676	02/17/2023 09:56	WG2001101
Bismuth-214 (Ra-226)	-0.0188	<u>U</u>	0.0162	0.0422	02/17/2023 09:56	WG2001101

- ¹Cp
- ²Tc
- ³Ss
- ⁴Cn
- ⁵Sr
- ⁶Qc
- ⁷Gl
- ⁸Al
- ⁹Sc

Radiochemistry by Method DOE Ga-01-R/901.1 (21 day)

Analyte	Result pCi/g	Qualifier	Uncertainty + / -	MDA pCi/g	Analysis Date date / time	Batch
Actinium-228 (Ra-228)	0.0241	<u>U</u>	0.0289	0.0672	02/17/2023 10:28	WG2001101
Bismuth-214 (Ra-226)	0.00650	<u>U</u>	0.0184	0.0395	02/17/2023 10:28	WG2001101

- ¹Cp
- ²Tc
- ³Ss
- ⁴Cn
- ⁵Sr
- ⁶Qc
- ⁷Gl
- ⁸Al
- ⁹Sc

Radiochemistry by Method DOE Ga-01-R/901.1 (21 day)

Analyte	Result pCi/g	Qualifier	Uncertainty + / -	MDA pCi/g	Analysis Date date / time	Batch
Actinium-228 (Ra-228)	0.00127	<u>U</u>	0.0315	0.0915	02/17/2023 10:36	WG2001101
Bismuth-214 (Ra-226)	0.0000457	<u>U</u>	0.0228	0.0543	02/17/2023 10:36	WG2001101

- ¹Cp
- ²Tc
- ³Ss
- ⁴Cn
- ⁵Sr
- ⁶Qc
- ⁷Gl
- ⁸Al
- ⁹Sc

Radiochemistry by Method DOE Ga-01-R/901.1 (21 day)

Analyte	Result pCi/g	Qualifier	Uncertainty + / -	MDA pCi/g	Analysis Date date / time	Batch
Actinium-228 (Ra-228)	0.0266	<u>U</u>	0.0289	0.0571	02/17/2023 11:17	WG2001101
Bismuth-214 (Ra-226)	0.0195	<u>U</u>	0.0208	0.0439	02/17/2023 11:17	WG2001101

- 1 Cp
- 2 Tc
- 3 Ss
- 4 Cn
- 5 Sr
- 6 Qc
- 7 Gl
- 8 Al
- 9 Sc

Radiochemistry by Method DOE Ga-01-R/901.1 (21 day)

Analyte	Result pCi/g	Qualifier	Uncertainty + / -	MDA pCi/g	Analysis Date date / time	Batch
Actinium-228 (Ra-228)	0.0301	<u>U</u>	0.0321	0.0723	02/17/2023 11:18	WG2001101
Bismuth-214 (Ra-226)	0.0276	<u>J</u>	0.0215	0.0383	02/17/2023 11:18	WG2001101

- ¹Cp
- ²Tc
- ³Ss
- ⁴Cn
- ⁵Sr
- ⁶Qc
- ⁷Gl
- ⁸Al
- ⁹Sc

Radiochemistry by Method DOE Ga-01-R/901.1 (21 day)

Analyte	Result	Qualifier	Uncertainty	MDA	Analysis Date	Batch
	pCi/g		+ / -	pCi/g	date / time	
Actinium-228 (Ra-228)	0.0256	<u>U</u>	0.0321	0.0775	02/17/2023 11:30	WG2001101
Bismuth-214 (Ra-226)	0.0324	<u>J</u>	0.0221	0.0392	02/17/2023 11:30	WG2001101

- ¹Cp
- ²Tc
- ³Ss
- ⁴Cn
- ⁵Sr
- ⁶Qc
- ⁷Gl
- ⁸Al
- ⁹Sc

Method Blank (MB)

(MB) R3892111-4 02/17/23 13:37

Analyte	MB Result pCi/g	MB Qualifier	MB Uncertainty + / -	MB MDA pCi/g
Actinium-228 (Ra-228)	0.0584	NI	0.144	0.353
Americium-241	-0.0340	NI	0.0931	0.176
Bismuth-214 (Ra-226)	0.0528	NI	0.0989	0.215
Cesium-137	-0.0392	NI	0.0488	0.131
Cobalt-60	-0.0380	NI	0.0413	0.165

¹Cp

²Tc

³Ss

⁴Cn

⁵Sr

L1584844-01 Original Sample (OS) • Duplicate (DUP)

(OS) L1584844-01 02/17/23 09:59 • (DUP) R3892111-1 02/17/23 12:01

Analyte	Original Result pCi/g	Original Uncertainty + / -	Original MDA pCi/g	DUP Result pCi/g	DUP Uncertainty + / -	DUP MDA pCi/g	Dilution	DUP RPD %	DUP RER	DUP Qualifier	DUP RPD Limits %	DUP RER Limit
Actinium-228 (Ra-228)	0.527	0.198	0.324	0.433	0.140	0.324	1	19.5	0.387		20	3
Bismuth-214 (Ra-226)	0.347	0.141	0.235	0.420	0.106	0.235	1	19.0	0.413		20	3

⁶Qc

⁷Gl

⁸Al

Laboratory Control Sample (LCS) • Laboratory Control Sample Duplicate (LCSD)

(LCS) R3892111-3 02/17/23 13:20 • (LCSD) R3892111-2 02/17/23 12:02

Analyte	Spike Amount pCi/g	LCS Result pCi/g	LCSD Result pCi/g	LCS Rec. %	LCSD Rec. %	Rec. Limits %	LCS Qualifier	LCSD Qualifier	RPD %	RPD Limits %
Americium-241	47.3	48.8	51.0	103	108	60.0-140			4.51	20
Cesium-137	72.4	78.5	82.1	108	113	80.0-120			4.52	20
Cobalt-60	86.9	92.5	89.4	106	103	80.0-120			3.42	20

⁹Sc

GLOSSARY OF TERMS

Guide to Reading and Understanding Your Laboratory Report

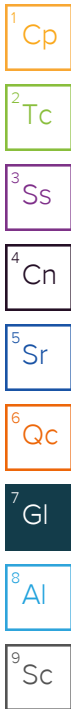
The information below is designed to better explain the various terms used in your report of analytical results from the Laboratory. This is not intended as a comprehensive explanation, and if you have additional questions please contact your project representative.

Results Disclaimer - Information that may be provided by the customer, and contained within this report, include Permit Limits, Project Name, Sample ID, Sample Matrix, Sample Preservation, Field Blanks, Field Spikes, Field Duplicates, On-Site Data, Sampling Collection Dates/Times, and Sampling Location. Results relate to the accuracy of this information provided, and as the samples are received.

Abbreviations and Definitions

MDA	Minimum Detectable Activity.
Rec.	Recovery.
RER	Replicate Error Ratio.
RPD	Relative Percent Difference.
SDG	Sample Delivery Group.
Analyte	The name of the particular compound or analysis performed. Some Analyses and Methods will have multiple analytes reported.
Dilution	If the sample matrix contains an interfering material, the sample preparation volume or weight values differ from the standard, or if concentrations of analytes in the sample are higher than the highest limit of concentration that the laboratory can accurately report, the sample may be diluted for analysis. If a value different than 1 is used in this field, the result reported has already been corrected for this factor.
Limits	These are the target % recovery ranges or % difference value that the laboratory has historically determined as normal for the method and analyte being reported. Successful QC Sample analysis will target all analytes recovered or duplicated within these ranges.
Original Sample	The non-spiked sample in the prep batch used to determine the Relative Percent Difference (RPD) from a quality control sample. The Original Sample may not be included within the reported SDG.
Qualifier	This column provides a letter and/or number designation that corresponds to additional information concerning the result reported. If a Qualifier is present, a definition per Qualifier is provided within the Glossary and Definitions page and potentially a discussion of possible implications of the Qualifier in the Case Narrative if applicable.
Result	The actual analytical final result (corrected for any sample specific characteristics) reported for your sample. If there was no measurable result returned for a specific analyte, the result in this column may state "ND" (Not Detected) or "BDL" (Below Detectable Levels). The information in the results column should always be accompanied by either an MDL (Method Detection Limit) or RDL (Reporting Detection Limit) that defines the lowest value that the laboratory could detect or report for this analyte.
Uncertainty (Radiochemistry)	Confidence level of 2 sigma.
Case Narrative (Cn)	A brief discussion about the included sample results, including a discussion of any non-conformances to protocol observed either at sample receipt by the laboratory from the field or during the analytical process. If present, there will be a section in the Case Narrative to discuss the meaning of any data qualifiers used in the report.
Quality Control Summary (Qc)	This section of the report includes the results of the laboratory quality control analyses required by procedure or analytical methods to assist in evaluating the validity of the results reported for your samples. These analyses are not being performed on your samples typically, but on laboratory generated material.
Sample Chain of Custody (Sc)	This is the document created in the field when your samples were initially collected. This is used to verify the time and date of collection, the person collecting the samples, and the analyses that the laboratory is requested to perform. This chain of custody also documents all persons (excluding commercial shippers) that have had control or possession of the samples from the time of collection until delivery to the laboratory for analysis.
Sample Results (Sr)	This section of your report will provide the results of all testing performed on your samples. These results are provided by sample ID and are separated by the analyses performed on each sample. The header line of each analysis section for each sample will provide the name and method number for the analysis reported.
Sample Summary (Ss)	This section of the Analytical Report defines the specific analyses performed for each sample ID, including the dates and times of preparation and/or analysis.

Qualifier	Description
J	The identification of the analyte is acceptable; the reported value is an estimate.
U	Below Detectable Limits: Indicates that the analyte was not detected.



ACCREDITATIONS & LOCATIONS

Pace Analytical National 12065 Lebanon Rd Mount Juliet, TN 37122

Alabama	40660	Nebraska	NE-OS-15-05
Alaska	17-026	Nevada	TN000032021-1
Arizona	AZ0612	New Hampshire	2975
Arkansas	88-0469	New Jersey–NELAP	TN002
California	2932	New Mexico ¹	TN00003
Colorado	TN00003	New York	11742
Connecticut	PH-0197	North Carolina	Env375
Florida	E87487	North Carolina ¹	DW21704
Georgia	NELAP	North Carolina ³	41
Georgia ¹	923	North Dakota	R-140
Idaho	TN00003	Ohio–VAP	CL0069
Illinois	200008	Oklahoma	9915
Indiana	C-TN-01	Oregon	TN200002
Iowa	364	Pennsylvania	68-02979
Kansas	E-10277	Rhode Island	LA000356
Kentucky ^{1,6}	KY90010	South Carolina	84004002
Kentucky ²	16	South Dakota	n/a
Louisiana	AI30792	Tennessee ^{1,4}	2006
Louisiana	LA018	Texas	T104704245-20-18
Maine	TN00003	Texas ⁵	LAB0152
Maryland	324	Utah	TN000032021-11
Massachusetts	M-TN003	Vermont	VT2006
Michigan	9958	Virginia	110033
Minnesota	047-999-395	Washington	C847
Mississippi	TN00003	West Virginia	233
Missouri	340	Wisconsin	998093910
Montana	CERT0086	Wyoming	A2LA
A2LA – ISO 17025	1461.01	AIHA-LAP,LLC EMLAP	100789
A2LA – ISO 17025 ⁵	1461.02	DOD	1461.01
Canada	1461.01	USDA	P330-15-00234
EPA–Crypto	TN00003		

¹ Drinking Water ² Underground Storage Tanks ³ Aquatic Toxicity ⁴ Chemical/Microbiological ⁵ Mold ⁶ Wastewater n/a Accreditation not applicable

* Not all certifications held by the laboratory are applicable to the results reported in the attached report.

* Accreditation is only applicable to the test methods specified on each scope of accreditation held by Pace Analytical.

¹ Cp

² Tc

³ Ss

⁴ Cn

⁵ Sr

⁶ Qc

⁷ Gl

⁸ Al

⁹ Sc

Company Name/Address:
Caerus Oil and Gas
 43 Diamond Avenue
 Parachute, CO 81635

Billing Information:
 Accounts Payable
 1001 17th St., Ste. 1600
 Denver, CO 80202

Report to:
Wendy Middleton
 Project Description: **9095**

Email To:
 JJanicek@caerusoilandgas.com; brollins@caerus.com
 City/State Collected: **Parachute, CO**
 Please Circle: **PT** **MT** **CT** **ET**

Phone: **970-285-2653**
 Client Project #
 Lab Project #
 Collected by (print): **Will Harmon**
 Site/Facility ID #
 P.O. #
 Collected by (signature): *[Signature]*
 Rush? (Lab MUST Be Notified)
 Same Day Five Day
 Next Day 5 Day (Rad Only)
 Two Day 10 Day (Rad Only)
 Three Day
 Date Results Needed: **ASAP**
 No. of Cntrs: **17**
 Shipped on Ice: **N** **Y**

Analysis / Container / Preservative																
ALK,ALKBI,ALKCA 250mlHDPE-NoPres	Br,Cl,F,SO4 250mlHDPE-NoPres	DRONMLVI 40mlAmb-HCl-BT	GRO 40mlAmb HCl	PT 250mlHDPE-H2SO4	RA-226/228 1L-HDPE-Add-HNO3	SPCON 250mlHDPE-NoPres	TDS 1L-HDPE NoPres	TSS 1L-HDPE NoPres	Total Metals 250mlHDPE-HNO3							
X	X	X	X	X	X	X	X	X	X							

Chain of Custody Page ___ of ___

Pace
 PEOPLE ADVANCING SCIENCE

MT JULIET, TN
 12065 Lebanon Rd Mount Juliet, TN 37122
 Submitting a sample via this chain of custody constitutes acknowledgment and acceptance of the Pace Terms and Conditions found at: <https://info.pacelabs.com/hubfs/pas-standard-terms.pdf>

SDG # **U577832**
 Table # **B225**

Account: **USPCO**
 Temperature: **T215555**
 Prelogin: **P963757**
 PM: 824 - Chris Ward
 PB:

Shipped Via: **FedEX Ground**

Sample ID	Comp/Grab	Matrix *	Depth	Date	Time	No. of Cntrs	ALK,ALKBI,ALKCA 250mlHDPE-NoPres	Br,Cl,F,SO4 250mlHDPE-NoPres	DRONMLVI 40mlAmb-HCl-BT	GRO 40mlAmb HCl	PT 250mlHDPE-H2SO4	RA-226/228 1L-HDPE-Add-HNO3	SPCON 250mlHDPE-NoPres	TDS 1L-HDPE NoPres	TSS 1L-HDPE NoPres	Total Metals 250mlHDPE-HNO3	Remarks	Sample # (lab only)
PSE-07114-ILES	Grab	GW	Surface	1/19/23	1100	17	X	X	X	X	X	X	X	X	X	X		-01,02
E22NE-TANK-WMPK	Grab	GW	Surface	1/19/23	1000	17	X	X	X	X	X	X	X	X	X	X		-03,04
K7-08933-ILES	Grab	GW	Surface	1/19/23	1410	17	X	X	X	X	X	X	X	X	X	X		-05,06
E29NE-TANK-WMPK	Grab	GW	Surface	1/19/23	0915	17	X	X	X	X	X	X	X	X	X	X		-07,08
K19CNE-13512-WMPK	GRAB	GW	Surface	1/19/23	0820	17	X	X	X	X	X	X	X	X	X	X		-09,10
B9W-07817-ILES	GRAB	GW	Surface	1/19/23	1320	17	X	X	X	X	X	X	X	X	X	X		-11,12
K35-10307-WMPK	GRAB	GW	Surface	1/19/23	1220	17	X	X	X	X	X	X	X	X	X	X		-13,14
		GW				17	X	X	X	X	X	X	X	X	X	X		
		GW				17	X	X	X	X	X	X	X	X	X	X		
		GW				17	X	X	X	X	X	X	X	X	X	X		

Matrix:
 S - Soil AIR - Air F - Filter
 W - Groundwater B - Bioassay
 W - WasteWater
 W - Drinking Water
 T - Other

Remarks: **Metals - Ba,B,Ca,Fe,K,Mg,Mn,Na,Se,Sr**

pH _____ Temp _____
 Flow _____ Other _____

Samples returned via:
 UPS FedEx Courier

Tracking # _____

Sample Receipt Checklist


COC Seal Present/Intact:	<input type="checkbox"/> NP <input checked="" type="checkbox"/> Y <input type="checkbox"/> N
COC Signed/Accurate:	<input checked="" type="checkbox"/> Y <input type="checkbox"/> N
Bottles arrive intact:	<input checked="" type="checkbox"/> Y <input type="checkbox"/> N
Correct bottles used:	<input checked="" type="checkbox"/> Y <input type="checkbox"/> N
Sufficient volume sent:	<input checked="" type="checkbox"/> Y <input type="checkbox"/> N
If Applicable	
VOA Zero Headspace:	<input checked="" type="checkbox"/> Y <input type="checkbox"/> N
Preservation Correct/Checked:	<input checked="" type="checkbox"/> Y <input type="checkbox"/> N
RAD Screen <0.5 mR/hr:	<input checked="" type="checkbox"/> Y <input type="checkbox"/> N

Relinquished by: (Signature) <i>[Signature]</i>	Date: 1/19/23	Time: 1745	Received by: (Signature) <i>[Signature]</i>	Trip Blank Received: 4 (Yes/No) <input checked="" type="checkbox"/> Yes <input type="checkbox"/> No <input checked="" type="checkbox"/> HCL <input checked="" type="checkbox"/> MeOH <input type="checkbox"/> TBR
Relinquished by: (Signature) <i>[Signature]</i>	Date: 1/19/23	Time: 1745	Received by: (Signature) _____	Temp: _____ °C Bottles Received: 118
Relinquished by: (Signature) _____	Date: _____	Time: _____	Received for lab by: (Signature) <i>[Signature]</i>	Date: 1-20-23 Time: 9:00 Hold: _____ Condition: NCF / OK

Company Name/Address:
Caerus Oil and Gas
 143 Diamond Avenue
 Parachute, CO 81635

Billing Information:
 Accounts Payable
 1001 17th St., Ste. 1600
 Denver, CO 80202

Analysis / Container / Preservative										
Pres Chk										

Chain of Custody Page ___ of ___

 PEOPLE ADVANCING SCIENCE
 MT JULIET, TN

12065 Lebanon Rd Mount Juliet, TN 37122
 Submitting a sample via this chain of custody constitutes acknowledgment and acceptance of the Pace Terms and Conditions found at:
<https://info.pacelabs.com/hubfs/pas-standard-terms.pdf>

SDG # U577832
 Table #
 Acctnum: **CAERUSPCO**
 Template: **T215555**
 Prelogin: **P963757**
 PM: 824 - Chris Ward
 PB:
 Shipped Via: **FedEX Ground**

Report to:
Brett Middleton

Email To:
JJanicek@caerusoilandgas.com; brollins@caerus

Project Description: 9095

City/State Collected: Parachute, CO Please Circle: PT MT CT ET

Phone: **970-285-2653**

Client Project #
 Lab Project #

Collected by (print): Will Harmon

Site/Facility ID #
 P.O. #

Collected by (signature): [Signature]

Rush? (Lab MUST Be Notified)
 Same Day Five Day
 Next Day 5 Day (Rad Only)
 Two Day 10 Day (Rad Only)
 Three Day

Quote #

Date Results Needed
ASAP

Immediately
 Packed on Ice N Y X

No. of Cntrs

Sample ID	Comp/Grab	Matrix *	Depth	Date	Time	No. of Cntrs	V8260BTEXN 40m/Amb-HCl	V8260BTEXN 40m/Amb-HCl-Bik	pH 125m/HDPE-NoPres						
PSE-07114-ILES	Grab	GW	Surface	1/19/23	1100	17	X		X						-01,02
E22NE-TANK-WMFK	Grab	GW	Surface	1/19/23	1000	17	X	X	X						-03,04
K7-08933-ILES	Grab	GW	Surface	1/19/23	1410	17	X	X	X						-05,06
C29NE-TANK-WMFK	Grab	GW	Surface	1/19/23	0915	17	X	X	X						-07,08
K19CNE-13512-WMFK	Grab	GW	Surface	1/19/23	0820	17	X		X						-09,10
B9W-07817-ILES	Grab	GW	Surface	1/19/23	1320	17	X	X	X						-11,12
K35-10307-WMFK	Grab	GW	Surface	1/19/23	1220	17	X		X						-13,14
		GW				17	X		X						
		GW				17	X		X						
		GW				17	X		X						

Matrix:
 S - Soil AIR - Air F - Filter
 GW - Groundwater B - Bioassay
 WW - WasteWater
 DW - Drinking Water
 OT - Other

Remarks: Metals - Ba,B,Ca,Fe,K,Mg,Mn,Na,Se,Sr

pH _____ Temp _____
 Flow _____ Other _____

Sample Receipt Checklist	
COC Seal Present/Intact: <u>NP</u>	<u>Y</u> <u>N</u>
COC Signed/Accurate:	<u>Y</u> <u>N</u>
Bottles arrive intact:	<u>Y</u> <u>N</u>
Correct bottles used:	<u>Y</u> <u>N</u>
Sufficient volume sent:	<u>Y</u> <u>N</u>
If Applicable	
VOA Zero Headspace:	<u>Y</u> <u>N</u>
Preservation Correct/Checked:	<u>Y</u> <u>N</u>
RAD Screen <0.5 mR/hr:	<u>Y</u> <u>N</u>

Relinquished by: (Signature) [Signature]

Samples returned via:
 UPS FedEx Courier

Tracking #

Trip Blank Received: Yes/No
 HCL/MeOH
 TBR

Relinquished by: (Signature) [Signature]

Date: 1/19/23 Time: 1730

Received by: (Signature) [Signature]

Temp: _____ °C Bottles Received:

If preservation required by Login: Date/Time

Relinquished by: (Signature) [Signature]

Date: _____ Time: _____

Received for lab by: (Signature) [Signature]

Date: 1-20-23 Time: 9:00

Hold: _____ Condition: NCF / OK

U577832

<u>Tracking Numbers</u>		<u>Temperature</u>
G126 6537 5066		DRAJ 4.3 to = 4.3
G126 6537 4920		DRAJ 3.8 to = 3.8
G126 6537 5077		DRAJ 5.2 to = 5.2
G126 6537 5000		DRAJ 3.7 to = 3.7