

February 17, 2023

1 Cp

2 Tc

3 Ss

4 Cn

5 Sr

6 Qc

7 Gl

8 Al

9 Sc

**Caerus Oil and Gas**

Sample Delivery Group: L1575943  
Samples Received: 01/13/2023  
Project Number:  
Description: 909J  
  
Report To: Brett Middleton

Entire Report Reviewed By:












Donna Eidson  
Project Manager

Results relate only to the items tested or calibrated and are reported as rounded values. This test report shall not be reproduced, except in full, without written approval of the laboratory. Where applicable, sampling conducted by Pace Analytical National is performed per guidance provided in laboratory standard operating procedures ENV-SOP-MTJL-0067 and ENV-SOP-MTJL-0068. Where sampling conducted by the customer, results relate to the accuracy of the information provided, and as the samples are received.

**Pace Analytical National**12065 Lebanon Rd Mount Juliet, TN 37122 615-758-5858 800-767-5859 [www.pacenational.com](http://www.pacenational.com)

# TABLE OF CONTENTS

<b>Cp: Cover Page</b>	1	
<b>Tc: Table of Contents</b>	2	
<b>Ss: Sample Summary</b>	3	
<b>Cn: Case Narrative</b>	4	
<b>Sr: Sample Results</b>	5	
8D-TANK-WMFK L1575943-01	5	
17L-18748-WMFK L1575943-02	6	
8A-18551-WMFK L1575943-03	7	
<b>Qc: Quality Control Summary</b>	8	
Radiochemistry by Method 904/9320	8	
Radiochemistry by Method SM7500Ra B M	9	
<b>Gl: Glossary of Terms</b>	10	
<b>Al: Accreditations &amp; Locations</b>	11	
<b>Sc: Sample Chain of Custody</b>	12	

# SAMPLE SUMMARY

## 8D-TANK-WMFK L1575943-01 Non-Potable Water

Collected by: Will Harmon  
 Collected date/time: 01/12/23 11:30  
 Received date/time: 01/13/23 09:15

Method	Batch	Dilution	Preparation date/time	Analysis date/time	Analyst	Location
Radiochemistry by Method 904/9320	WG1988553	1	01/30/23 17:32	02/09/23 18:49	SWM	Mt. Juliet, TN
Radiochemistry by Method SM7500Ra B M	WG1989308	1	01/20/23 12:12	01/24/23 16:26	RGT	Mt. Juliet, TN

<sup>1</sup>Cp

<sup>2</sup>Tc

<sup>3</sup>Ss

## 17L-18748-WMFK L1575943-02 Non-Potable Water

Collected by: Will Harmon  
 Collected date/time: 01/12/23 12:20  
 Received date/time: 01/13/23 09:15

Method	Batch	Dilution	Preparation date/time	Analysis date/time	Analyst	Location
Radiochemistry by Method 904/9320	WG1988553	1	01/30/23 17:32	02/09/23 18:49	SWM	Mt. Juliet, TN
Radiochemistry by Method SM7500Ra B M	WG1989308	1	01/20/23 12:12	01/24/23 15:34	RGT	Mt. Juliet, TN

<sup>4</sup>Cn

<sup>5</sup>Sr

<sup>6</sup>Qc

## 8A-18551-WMFK L1575943-03 Non-Potable Water

Collected by: Will Harmon  
 Collected date/time: 01/12/23 09:10  
 Received date/time: 01/13/23 09:15

Method	Batch	Dilution	Preparation date/time	Analysis date/time	Analyst	Location
Radiochemistry by Method 904/9320	WG1988553	1	01/30/23 17:32	02/09/23 18:49	SWM	Mt. Juliet, TN
Radiochemistry by Method SM7500Ra B M	WG1989308	1	01/20/23 12:12	01/24/23 15:34	RGT	Mt. Juliet, TN

<sup>7</sup>Gl

<sup>8</sup>Al

<sup>9</sup>Sc

# CASE NARRATIVE

All sample aliquots were received at the correct temperature, in the proper containers, with the appropriate preservatives, and within method specified holding times, unless qualified or notated within the report. Where applicable, all MDL (LOD) and RDL (LOQ) values reported for environmental samples have been corrected for the dilution factor used in the analysis. All radiochemical sample results for solids are reported on a dry weight basis with the exception of tritium, carbon-14 and radon, unless wet weight was requested by the client. All Method and Batch Quality Control are within established criteria except where addressed in this case narrative, a non-conformance form or properly qualified within the sample results. By my digital signature below, I affirm to the best of my knowledge, all problems/anomalies observed by the laboratory as having the potential to affect the quality of the data have been identified by the laboratory, and no information or data have been knowingly withheld that would affect the quality of the data.



Donna Eidson  
Project Manager

<sup>1</sup> Cp

<sup>2</sup> Tc

<sup>3</sup> Ss

<sup>4</sup> Cn

<sup>5</sup> Sr

<sup>6</sup> Qc

<sup>7</sup> Gl

<sup>8</sup> Al

<sup>9</sup> Sc

Radiochemistry by Method 904/9320

Analyte	Result	Qualifier	Uncertainty	MDA	Analysis Date	Batch
	pCi/l		+ / -	pCi/l	date / time	
RADIUM-228	12.2		0.559	0.732	02/09/2023 18:49	<a href="#">WG1988553</a>
(T) Barium	145	<a href="#">C1</a>		30.0-143	02/09/2023 18:49	<a href="#">WG1988553</a>
(T) Yttrium	94.0			30.0-136	02/09/2023 18:49	<a href="#">WG1988553</a>

- 1 Cp
- 2 Tc
- 3 Ss
- 4 Cn
- 5 Sr
- 6 Qc
- 7 Gl
- 8 Al
- 9 Sc

Radiochemistry by Method SM7500Ra B M

Analyte	Result	Qualifier	Uncertainty	MDA	Analysis Date	Batch
	pCi/l		+ / -	pCi/l	date / time	
RADIUM-226	4.78		0.821	0.271	01/24/2023 16:26	<a href="#">WG1989308</a>
(T) Barium-133	87.5			30.0-143	01/24/2023 16:26	<a href="#">WG1989308</a>

Radiochemistry by Method 904/9320

Analyte	Result	Qualifier	Uncertainty	MDA	Analysis Date	Batch
	pCi/l		+ / -	pCi/l	date / time	
RADIUM-228	12.0		0.557	0.726	02/09/2023 18:49	<a href="#">WG1988553</a>
(T) Barium	146	<a href="#">C1</a>		30.0-143	02/09/2023 18:49	<a href="#">WG1988553</a>
(T) Yttrium	96.4			30.0-136	02/09/2023 18:49	<a href="#">WG1988553</a>

- 1 Cp
- 2 Tc
- 3 Ss
- 4 Cn
- 5 Sr
- 6 Qc
- 7 Gl
- 8 Al
- 9 Sc

Radiochemistry by Method SM7500Ra B M

Analyte	Result	Qualifier	Uncertainty	MDA	Analysis Date	Batch
	pCi/l		+ / -	pCi/l	date / time	
RADIUM-226	6.12		0.964	0.402	01/24/2023 15:34	<a href="#">WG1989308</a>
(T) Barium-133	104			30.0-143	01/24/2023 15:34	<a href="#">WG1989308</a>

Radiochemistry by Method 904/9320

Analyte	Result	Qualifier	Uncertainty	MDA	Analysis Date	Batch
	pCi/l		+ / -	pCi/l	date / time	
RADIUM-228	8.23		0.500	0.684	02/09/2023 18:49	<a href="#">WG1988553</a>
(T) Barium	130			30.0-143	02/09/2023 18:49	<a href="#">WG1988553</a>
(T) Yttrium	97.5			30.0-136	02/09/2023 18:49	<a href="#">WG1988553</a>

- 1 Cp
- 2 Tc
- 3 Ss
- 4 Cn
- 5 Sr
- 6 Qc
- 7 Gl
- 8 Al
- 9 Sc

Radiochemistry by Method SM7500Ra B M

Analyte	Result	Qualifier	Uncertainty	MDA	Analysis Date	Batch
	pCi/l		+ / -	pCi/l	date / time	
RADIUM-226	6.22		1.12	0.481	01/24/2023 15:34	<a href="#">WG1989308</a>
(T) Barium-133	74.6			30.0-143	01/24/2023 15:34	<a href="#">WG1989308</a>

Method Blank (MB)

(MB) R3889646-1 02/09/23 18:49

Analyte	MB Result pCi/l	MB Qualifier	MB Uncertainty + / -	MB MDA pCi/l
Radium-228	-0.577	<u>U</u>	0.227	0.420
(T) Barium	107		107	
(T) Yttrium	85.8		85.8	

L1574968-01 Original Sample (OS) • Duplicate (DUP)

(OS) L1574968-01 02/09/23 18:49 • (DUP) R3889646-5 02/09/23 18:49

Analyte	Original Result pCi/l	Original Uncertainty + / -	Original MDA pCi/l	DUP Result pCi/l	DUP Uncertainty + / -	DUP MDA pCi/l	Dilution	DUP RPD %	DUP RER	DUP Qualifier	DUP RPD Limits %	DUP RER Limit
Radium-228	17.4	0.569	0.593	18.1	0.608	0.593	1	3.67	0.781		20	3
(T) Barium	181			179	179					<u>C1</u>		
(T) Yttrium	98.5			87.8	87.8							

Laboratory Control Sample (LCS)

(LCS) R3889646-2 02/09/23 18:49

Analyte	Spike Amount pCi/l	LCS Result pCi/l	LCS Rec. %	Rec. Limits %	LCS Qualifier
Radium-228	5.00	4.80	95.9	80.0-120	
(T) Barium			103		
(T) Yttrium			97.9		

L1574913-02 Original Sample (OS) • Matrix Spike (MS) • Matrix Spike Duplicate (MSD)

(OS) L1574913-02 02/09/23 18:49 • (MS) R3889646-3 02/09/23 18:49 • (MSD) R3889646-4 02/09/23 18:49

Analyte	Spike Amount pCi/l	Original Result pCi/l	MS Result pCi/l	MSD Result pCi/l	MS Rec. %	MSD Rec. %	Dilution	Rec. Limits %	MS Qualifier	MSD Qualifier	RPD %	MS RER	RPD Limits %
Radium-228	10.0	1.24	8.44	10.1	72.0	88.4	1	70.0-130			17.7		20
(T) Barium		106			101	94.1							
(T) Yttrium		96.5			97.5	110							

<sup>1</sup>Cp

<sup>2</sup>Tc

<sup>3</sup>Ss

<sup>4</sup>Cn

<sup>5</sup>Sr

<sup>6</sup>Qc

<sup>7</sup>Gl

<sup>8</sup>Al

<sup>9</sup>Sc

Method Blank (MB)

(MB) R3885286-1 01/24/23 15:34

Analyte	MB Result	MB Qualifier	MB Uncertainty	MB MDA
	pCi/l		+ / -	pCi/l
Radium-226	0.000	<u>U</u>	0.0322	0.0642
(T) Barium-133	64.3		64.3	

L1573354-12 Original Sample (OS) • Duplicate (DUP)

(OS) L1573354-12 01/24/23 16:26 • (DUP) R3885286-5 01/24/23 16:26

Analyte	Original Result	Original Uncertainty	Original MDA	DUP Result	DUP Uncertainty	DUP MDA	Dilution	DUP RPD	DUP RER	DUP Qualifier	DUP RPD Limits	DUP RER Limit
	pCi/l	+ / -	pCi/l	pCi/l	+ / -	pCi/l		%			%	
Radium-226	7.06	1.56	0.576	5.90	0.992	0.576	1	17.9	0.628		20	3
(T) Barium-133	32.0			78.7	78.7							

Laboratory Control Sample (LCS)

(LCS) R3885286-2 01/24/23 16:26

Analyte	Spike Amount	LCS Result	LCS Rec.	Rec. Limits	LCS Qualifier
	pCi/l	pCi/l	%	%	
Radium-226	5.02	4.93	98.2	80.0-120	
(T) Barium-133			74.2		

L1576272-01 Original Sample (OS) • Matrix Spike (MS) • Matrix Spike Duplicate (MSD)

(OS) L1576272-01 01/24/23 15:34 • (MS) R3885286-3 01/24/23 16:26 • (MSD) R3885286-4 01/24/23 16:26

Analyte	Spike Amount	Original Result	MS Result	MSD Result	MS Rec.	MSD Rec.	Dilution	Rec. Limits	MS Qualifier	MSD Qualifier	RPD	MS RER	RPD Limits
	pCi/l	pCi/l	pCi/l	pCi/l	%	%		%			%		%
Radium-226	20.0	0.206	20.2	21.2	99.8	105	1	75.0-125			5.12		20
(T) Barium-133		86.2			82.0	69.7							

1 Cp

2 Tc

3 Ss

4 Cn

5 Sr

6 Qc

7 Gl

8 Al

9 Sc

# GLOSSARY OF TERMS

## Guide to Reading and Understanding Your Laboratory Report

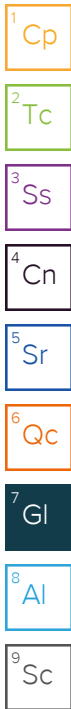
The information below is designed to better explain the various terms used in your report of analytical results from the Laboratory. This is not intended as a comprehensive explanation, and if you have additional questions please contact your project representative.

Results Disclaimer - Information that may be provided by the customer, and contained within this report, include Permit Limits, Project Name, Sample ID, Sample Matrix, Sample Preservation, Field Blanks, Field Spikes, Field Duplicates, On-Site Data, Sampling Collection Dates/Times, and Sampling Location. Results relate to the accuracy of this information provided, and as the samples are received.

### Abbreviations and Definitions

MDA	Minimum Detectable Activity.
Rec.	Recovery.
RER	Replicate Error Ratio.
RPD	Relative Percent Difference.
SDG	Sample Delivery Group.
(T)	Tracer - A radioisotope of known concentration added to a solution of chemically equivalent radioisotopes at a known concentration to assist in monitoring the yield of the chemical separation.
Analyte	The name of the particular compound or analysis performed. Some Analyses and Methods will have multiple analytes reported.
Dilution	If the sample matrix contains an interfering material, the sample preparation volume or weight values differ from the standard, or if concentrations of analytes in the sample are higher than the highest limit of concentration that the laboratory can accurately report, the sample may be diluted for analysis. If a value different than 1 is used in this field, the result reported has already been corrected for this factor.
Limits	These are the target % recovery ranges or % difference value that the laboratory has historically determined as normal for the method and analyte being reported. Successful QC Sample analysis will target all analytes recovered or duplicated within these ranges.
Original Sample	The non-spiked sample in the prep batch used to determine the Relative Percent Difference (RPD) from a quality control sample. The Original Sample may not be included within the reported SDG.
Qualifier	This column provides a letter and/or number designation that corresponds to additional information concerning the result reported. If a Qualifier is present, a definition per Qualifier is provided within the Glossary and Definitions page and potentially a discussion of possible implications of the Qualifier in the Case Narrative if applicable.
Result	The actual analytical final result (corrected for any sample specific characteristics) reported for your sample. If there was no measurable result returned for a specific analyte, the result in this column may state "ND" (Not Detected) or "BDL" (Below Detectable Levels). The information in the results column should always be accompanied by either an MDL (Method Detection Limit) or RDL (Reporting Detection Limit) that defines the lowest value that the laboratory could detect or report for this analyte.
Uncertainty (Radiochemistry)	Confidence level of 2 sigma.
Case Narrative (Cn)	A brief discussion about the included sample results, including a discussion of any non-conformances to protocol observed either at sample receipt by the laboratory from the field or during the analytical process. If present, there will be a section in the Case Narrative to discuss the meaning of any data qualifiers used in the report.
Quality Control Summary (Qc)	This section of the report includes the results of the laboratory quality control analyses required by procedure or analytical methods to assist in evaluating the validity of the results reported for your samples. These analyses are not being performed on your samples typically, but on laboratory generated material.
Sample Chain of Custody (Sc)	This is the document created in the field when your samples were initially collected. This is used to verify the time and date of collection, the person collecting the samples, and the analyses that the laboratory is requested to perform. This chain of custody also documents all persons (excluding commercial shippers) that have had control or possession of the samples from the time of collection until delivery to the laboratory for analysis.
Sample Results (Sr)	This section of your report will provide the results of all testing performed on your samples. These results are provided by sample ID and are separated by the analyses performed on each sample. The header line of each analysis section for each sample will provide the name and method number for the analysis reported.
Sample Summary (Ss)	This section of the Analytical Report defines the specific analyses performed for each sample ID, including the dates and times of preparation and/or analysis.

Qualifier	Description
C1	Tracer recovery limits have been exceeded; values are outside upper control limits.
U	Below Detectable Limits: Indicates that the analyte was not detected.



# ACCREDITATIONS & LOCATIONS

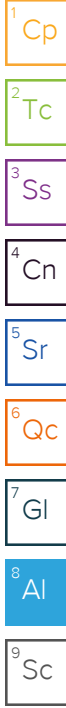
## Pace Analytical National 12065 Lebanon Rd Mount Juliet, TN 37122

Alabama	40660	Nebraska	NE-OS-15-05
Alaska	17-026	Nevada	TN000032021-1
Arizona	AZ0612	New Hampshire	2975
Arkansas	88-0469	New Jersey–NELAP	TN002
California	2932	New Mexico <sup>1</sup>	TN00003
Colorado	TN00003	New York	11742
Connecticut	PH-0197	North Carolina	Env375
Florida	E87487	North Carolina <sup>1</sup>	DW21704
Georgia	NELAP	North Carolina <sup>3</sup>	41
Georgia <sup>1</sup>	923	North Dakota	R-140
Idaho	TN00003	Ohio–VAP	CL0069
Illinois	200008	Oklahoma	9915
Indiana	C-TN-01	Oregon	TN200002
Iowa	364	Pennsylvania	68-02979
Kansas	E-10277	Rhode Island	LA000356
Kentucky <sup>1,6</sup>	KY90010	South Carolina	84004002
Kentucky <sup>2</sup>	16	South Dakota	n/a
Louisiana	AI30792	Tennessee <sup>1,4</sup>	2006
Louisiana	LA018	Texas	T104704245-20-18
Maine	TN00003	Texas <sup>5</sup>	LAB0152
Maryland	324	Utah	TN000032021-11
Massachusetts	M-TN003	Vermont	VT2006
Michigan	9958	Virginia	110033
Minnesota	047-999-395	Washington	C847
Mississippi	TN00003	West Virginia	233
Missouri	340	Wisconsin	998093910
Montana	CERT0086	Wyoming	A2LA
A2LA – ISO 17025	1461.01	AIHA-LAP,LLC EMLAP	100789
A2LA – ISO 17025 <sup>5</sup>	1461.02	DOD	1461.01
Canada	1461.01	USDA	P330-15-00234
EPA–Crypto	TN00003		

<sup>1</sup> Drinking Water <sup>2</sup> Underground Storage Tanks <sup>3</sup> Aquatic Toxicity <sup>4</sup> Chemical/Microbiological <sup>5</sup> Mold <sup>6</sup> Wastewater n/a Accreditation not applicable

\* Not all certifications held by the laboratory are applicable to the results reported in the attached report.

\* Accreditation is only applicable to the test methods specified on each scope of accreditation held by Pace Analytical.



Company Name/Address:  
**Caerus Oil and Gas**

143 Diamond Avenue  
Parachute, CO 81635

Billing Information:  
Accounts Payable  
1001 17th St., Ste. 1600  
Denver, CO 80202

Pres  
Chk

Analysis / Container / Preservative

Chain of Custody Page \_\_\_ of \_\_\_



MT JULIET, TN

12065 Lebanon Rd Mount Juliet, TN 37122  
Submitting a sample via this chain of custody  
constitutes acknowledgment and acceptance of the  
Pace Terms and Conditions found at:  
<https://info.pacelabs.com/hubs/pas-standard-terms.pdf>

SDG # **U575943**

Table # **B049**

Ac \_\_\_\_\_

Template: **T215555**

Prelogin: **P963757**

PM: **824 - Chris Ward**

PB: \_\_\_\_\_

Shipped Via: **FedEX Ground**

Remarks Sample # (lab only)

Report to:  
**Brett Middleton**

Email To:  
**JJanicek@caerusoilandgas.com;brollins@caerus**

Project Description: **9095**

City/State Collected: **Parachute, CO**

Please Circle:  
PT  MF  CT  ET

Phone: **970-285-2653**

Client Project #

Lab Project #

Collected by (print): **Will Harmon**

Site/Facility ID #

P.O. #

Collected by (signature): *[Signature]*

**Rush?** (Lab MUST Be Notified)

Quote #

Same Day  Five Day  
 Next Day  5 Day (Rad Only)  
 Two Day  10 Day (Rad Only)  
 Three Day

Date Results Needed  
**ASAP**

No. of  
Cnts

Immediately Packed on Ice N  Y  X

Sample ID	Comp/Grab	Matrix *	Depth	Date	Time	No. of Cnts	ALK, ALKBI, ALKCA 250mlHDPE-NoPres	Br, Cl, F, SO4 250mlHDPE-NoPres	DRONMLVI 40mlAmb-HCl-BT	GRO 40mlAmb HCl	PT 250mlHDPE-H2SO4	RA-226/228 1L-HDPE-Add-HNO3	SPCON 250mlHDPE-NoPres	TDS 1L-HDPE NoPres	TSS 1L-HDPE NoPres	Total Metals 250mlHDPE-HNO3	Remarks	Sample # (lab only)
8D-TANK-WMFK	6rb	GW	Surface	1/12/23	1130	17	X	X	X	X	X	X	X	X	X	X		-01
17L-18748-WMFK	6rb	GW	Surface	1/12/23	1220	17	X	X	X	X	X	X	X	X	X	X		-02
8A-18551-WMFK	6rb	GW	Surface	1/12/23	0910	17	X	X	X	X	X	X	X	X	X	X		-03
		GW				17	X	X	X	X	X	X	X	X	X	X		
		GW				17	X	X	X	X	X	X	X	X	X	X		
		GW				17	X	X	X	X	X	X	X	X	X	X		
		GW				17	X	X	X	X	X	X	X	X	X	X		
		GW				17	X	X	X	X	X	X	X	X	X	X		
		GW				17	X	X	X	X	X	X	X	X	X	X		

\* Matrix:  
SS - Soil AIR - Air F - Filter  
GW - Groundwater B - Bioassay  
WW - WasteWater  
DW - Drinking Water  
OT - Other \_\_\_\_\_

Remarks: **Metals - Ba, B, Ca, Fe, K, Mg, Mn, Na, Se, Sr**

pH \_\_\_\_\_ Temp \_\_\_\_\_

Flow \_\_\_\_\_ Other \_\_\_\_\_

Samples returned via:  
 UPS  FedEx  Courier \_\_\_\_\_

Tracking # \_\_\_\_\_

COC Seal Present/Intact:	<input checked="" type="checkbox"/> Y <input type="checkbox"/> N
COC Signed/Accurate:	<input checked="" type="checkbox"/> Y <input type="checkbox"/> N
Bottles arrive intact:	<input checked="" type="checkbox"/> Y <input type="checkbox"/> N
Correct bottles used:	<input checked="" type="checkbox"/> Y <input type="checkbox"/> N
Sufficient volume sent:	<input checked="" type="checkbox"/> Y <input type="checkbox"/> N
If Applicable	
VOA Zero Headspace:	<input checked="" type="checkbox"/> Y <input type="checkbox"/> N
Preservation Correct/Checked:	<input checked="" type="checkbox"/> Y <input type="checkbox"/> N
RAD Screen <0.5 mR/hr:	<input checked="" type="checkbox"/> Y <input type="checkbox"/> N

Relinquished by: (Signature) *[Signature]*

Date: **1/12/23**

Time: **1615**

Received by: (Signature) *[Signature]*

Trip Blank Received: Yes/No  
HCL / MeOH  
TBR

Relinquished by: (Signature) *[Signature]*

Date: **1/12/23**

Time: **1700**

Received by: (Signature) \_\_\_\_\_

Temp: \_\_\_\_\_ °C Bottles Received: \_\_\_\_\_

If preservation required by Login: Date/Time

Relinquished by: (Signature) \_\_\_\_\_

Date: \_\_\_\_\_

Time: \_\_\_\_\_

Received for lab by: (Signature) *[Signature]*

Date: **1/13/23** Time: **9:15**

Hold: \_\_\_\_\_ Condition: **OK**



L1575943

<u>Tracking Numbers</u>		<u>Temperature</u>
6126 6537 5099		6000 2.340=03
6126 6537 5158		6000 1.150=1.1