

Caerus Oil and Gas

Sample Delivery Group: L1619115
Samples Received: 05/23/2023
Project Number:
Description: 909 J

Report To: Brett M. , Jake J. , Blair R.
143 Diamond Avenue
Parachute, CO 81635

Entire Report Reviewed By:



Chris Ward
Project Manager

Results relate only to the items tested or calibrated and are reported as rounded values. This test report shall not be reproduced, except in full, without written approval of the laboratory. Where applicable, sampling conducted by Pace Analytical National is performed per guidance provided in laboratory standard operating procedures ENV-SOP-MTJL-0067 and ENV-SOP-MTJL-0068. Where sampling conducted by the customer, results relate to the accuracy of the information provided, and as the samples are received.

Pace Analytical National12065 Lebanon Rd Mount Juliet, TN 37122 615-758-5858 800-767-5859 www.pacenational.com

TABLE OF CONTENTS

Cp: Cover Page	1	¹ Cp
Tc: Table of Contents	2	
Ss: Sample Summary	3	² Tc
Cn: Case Narrative	4	
Sr: Sample Results	5	³ Ss
20230522-LMSOURCE-(F01-T) L1619115-01	5	⁴ Cn
Qc: Quality Control Summary	7	
Wet Chemistry by Method 2320 B-2011	7	⁵ Sr
Wet Chemistry by Method 353.2	9	
Wet Chemistry by Method 365.4	10	⁶ Qc
Wet Chemistry by Method 9040C	11	
Wet Chemistry by Method 9050A	12	⁷ Gl
Wet Chemistry by Method 9056A	13	
Metals (ICP) by Method 6010B	15	⁸ Al
Volatile Organic Compounds (GC) by Method 8015D/GRO	17	
Volatile Organic Compounds (GC/MS) by Method 8260B	18	⁹ Sc
Semi-Volatile Organic Compounds (GC) by Method 8015M	19	
Gl: Glossary of Terms	20	
Al: Accreditations & Locations	21	
Sc: Sample Chain of Custody	22	

SAMPLE SUMMARY

20230522-LMSOURCE-(F01-T) L1619115-01 GW

Collected by: Will Harmon
 Collected date/time: 05/22/23 12:59
 Received date/time: 05/23/23 09:00

Method	Batch	Dilution	Preparation date/time	Analysis date/time	Analyst	Location
Wet Chemistry by Method 2320 B-2011	WG2066351	1	05/25/23 15:22	05/25/23 15:22	ARD	Mt. Juliet, TN
Wet Chemistry by Method 353.2	WG2065157	1	05/24/23 00:22	05/24/23 00:22	AEC	Mt. Juliet, TN
Wet Chemistry by Method 365.4	WG2066517	1	05/24/23 16:41	05/25/23 14:32	UNP	Mt. Juliet, TN
Wet Chemistry by Method 9040C	WG2065230	1	05/24/23 11:05	05/24/23 11:05	EPW	Mt. Juliet, TN
Wet Chemistry by Method 9050A	WG2066535	1	05/26/23 16:00	05/26/23 16:00	NTG	Mt. Juliet, TN
Wet Chemistry by Method 9056A	WG2065357	10	05/24/23 01:04	05/24/23 01:04	MDM	Mt. Juliet, TN
Wet Chemistry by Method 9056A	WG2065357	100	05/24/23 01:52	05/24/23 01:52	MDM	Mt. Juliet, TN
Metals (ICP) by Method 6010B	WG2065569	1	05/24/23 07:55	05/24/23 12:24	SPL	Mt. Juliet, TN
Metals (ICP) by Method 6010B	WG2065569	5	05/24/23 07:55	05/24/23 14:00	ZSA	Mt. Juliet, TN
Volatile Organic Compounds (GC) by Method 8015D/GRO	WG2068838	500	05/31/23 06:58	05/31/23 06:58	MGF	Mt. Juliet, TN
Volatile Organic Compounds (GC/MS) by Method 8260B	WG2067813	500	05/28/23 10:05	05/28/23 10:05	JAH	Mt. Juliet, TN
Semi-Volatile Organic Compounds (GC) by Method 8015M	WG2068245	1	05/30/23 08:46	05/31/23 08:43	DMG	Mt. Juliet, TN
Semi-Volatile Organic Compounds (GC) by Method 8015M	WG2068245	10	05/30/23 08:46	05/31/23 10:19	DMG	Mt. Juliet, TN

1 Cp

2 Tc

3 Ss

4 Cn

5 Sr

6 Qc

7 Gl

8 Al

9 Sc

CASE NARRATIVE

All sample aliquots were received at the correct temperature, in the proper containers, with the appropriate preservatives, and within method specified holding times, unless qualified or notated within the report. Where applicable, all MDL (LOD) and RDL (LOQ) values reported for environmental samples have been corrected for the dilution factor used in the analysis. All Method and Batch Quality Control are within established criteria except where addressed in this case narrative, a non-conformance form or properly qualified within the sample results. By my digital signature below, I affirm to the best of my knowledge, all problems/anomalies observed by the laboratory as having the potential to affect the quality of the data have been identified by the laboratory, and no information or data have been knowingly withheld that would affect the quality of the data.



Chris Ward
Project Manager

¹ Cp

² Tc

³ Ss

⁴ Cn

⁵ Sr

⁶ Qc

⁷ Gl

⁸ Al

⁹ Sc

Wet Chemistry by Method 2320 B-2011

Analyte	Result	Qualifier	MDL	RDL	Dilution	Analysis	Batch
	mg/l		mg/l	mg/l		date / time	
Alkalinity	561		8.45	20.0	1	05/25/2023 15:22	WG2066351
Alkalinity,Bicarbonate	561		8.45	20.0	1	05/25/2023 15:22	WG2066351
Alkalinity,Carbonate	U		8.45	20.0	1	05/25/2023 15:22	WG2066351

Sample Narrative:

L1619115-01 WG2066351: Endpoint pH 4.5 Headspace

Wet Chemistry by Method 353.2

Analyte	Result	Qualifier	MDL	RDL	Dilution	Analysis	Batch
	mg/l		mg/l	mg/l		date / time	
Nitrate-Nitrite	U		0.0500	0.100	1	05/24/2023 00:22	WG2065157

Wet Chemistry by Method 365.4

Analyte	Result	Qualifier	MDL	RDL	Dilution	Analysis	Batch
	mg/l		mg/l	mg/l		date / time	
Phosphorus>Total	0.577		0.0350	0.100	1	05/25/2023 14:32	WG2066517

Wet Chemistry by Method 9040C

Analyte	Result	Qualifier	Dilution	Analysis	Batch
	pH			date / time	
pH	7.17	T8	1	05/24/2023 11:05	WG2065230

Sample Narrative:

L1619115-01 WG2065230: 7.17 at 20.1C

Wet Chemistry by Method 9050A

Analyte	Result	Qualifier	RDL	Dilution	Analysis	Batch
	umhos/cm		umhos/cm		date / time	
Specific Conductance	18000		10.0	1	05/26/2023 16:00	WG2066535

Sample Narrative:

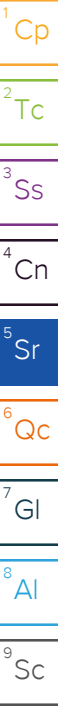
L1619115-01 WG2066535: at 25C

Wet Chemistry by Method 9056A

Analyte	Result	Qualifier	MDL	RDL	Dilution	Analysis	Batch
	mg/l		mg/l	mg/l		date / time	
Bromide	49.9		3.53	10.0	10	05/24/2023 01:04	WG2065357
Chloride	5710		37.9	100	100	05/24/2023 01:52	WG2065357
Fluoride	U		0.640	1.50	10	05/24/2023 01:04	WG2065357
Nitrate as (N)	U		0.480	1.00	10	05/24/2023 01:04	WG2065357
Nitrite as (N)	U		0.420	1.00	10	05/24/2023 01:04	WG2065357
Sulfate	9.38	J	5.94	50.0	10	05/24/2023 01:04	WG2065357

Metals (ICP) by Method 6010B

Analyte	Result	Qualifier	MDL	RDL	Dilution	Analysis	Batch
	mg/l		mg/l	mg/l		date / time	
Barium	17.6		0.000736	0.00500	1	05/24/2023 12:24	WG2065569
Boron	5.28		0.0200	0.200	1	05/24/2023 12:24	WG2065569
Calcium	271		0.0793	1.00	1	05/24/2023 12:24	WG2065569
Iron	11.2		0.0180	0.100	1	05/24/2023 12:24	WG2065569
Magnesium	13.3		0.0853	1.00	1	05/24/2023 12:24	WG2065569
Manganese	0.548		0.000934	0.0100	1	05/24/2023 12:24	WG2065569
Potassium	42.8		0.261	2.00	1	05/24/2023 12:24	WG2065569



Metals (ICP) by Method 6010B

Analyte	Result	Qualifier	MDL	RDL	Dilution	Analysis	Batch
	mg/l		mg/l	mg/l		date / time	
Selenium	U		0.00735	0.0100	1	05/24/2023 12:24	WG2065569
Sodium	3160		2.52	15.0	5	05/24/2023 14:00	WG2065569
Strontium	17.7		0.000640	0.0100	1	05/24/2023 12:24	WG2065569

1 Cp

2 Tc

3 Ss

4 Cn

5 Sr

6 Qc

7 Gl

8 Al

9 Sc

Volatile Organic Compounds (GC) by Method 8015D/GRO

Analyte	Result	Qualifier	MDL	RDL	Dilution	Analysis	Batch
	mg/l		mg/l	mg/l		date / time	
TPH (GC/FID) Low Fraction	173		15.7	50.0	500	05/31/2023 06:58	WG2068838
(S) <i>a,a,a</i> -Trifluorotoluene(FID)	97.6			78.0-120		05/31/2023 06:58	WG2068838

Volatile Organic Compounds (GC/MS) by Method 8260B

Analyte	Result	Qualifier	MDL	RDL	Dilution	Analysis	Batch
	mg/l		mg/l	mg/l		date / time	
Benzene	14.7		0.0471	0.500	500	05/28/2023 10:05	WG2067813
Toluene	45.4		0.139	0.500	500	05/28/2023 10:05	WG2067813
Ethylbenzene	0.974		0.0685	0.500	500	05/28/2023 10:05	WG2067813
Xylenes, Total	13.4		0.0870	1.50	500	05/28/2023 10:05	WG2067813
Naphthalene	U		0.500	2.50	500	05/28/2023 10:05	WG2067813
(S) Toluene-d8	113			80.0-120		05/28/2023 10:05	WG2067813
(S) 4-Bromofluorobenzene	101			77.0-126		05/28/2023 10:05	WG2067813
(S) 1,2-Dichloroethane-d4	115			70.0-130		05/28/2023 10:05	WG2067813

Semi-Volatile Organic Compounds (GC) by Method 8015M

Analyte	Result	Qualifier	MDL	RDL	Dilution	Analysis	Batch
	mg/l		mg/l	mg/l		date / time	
C10-C28 Diesel Range	12.3		0.222	1.00	10	05/31/2023 10:19	WG2068245
C28-C36 Motor Oil Range	0.397		0.0118	0.100	1	05/31/2023 08:43	WG2068245
(S) <i>o</i> -Terphenyl	167	J1		52.0-156		05/31/2023 10:19	WG2068245
(S) <i>o</i> -Terphenyl	103			52.0-156		05/31/2023 08:43	WG2068245

Sample Narrative:

L1619115-01 WG2068245: Surrogate failure due to matrix interference

Method Blank (MB)

(MB) R3929746-2 05/25/23 13:19

Analyte	MB Result	MB Qualifier	MB MDL	MB RDL
Alkalinity	U		8.45	20.0
Alkalinity,Bicarbonate	U		8.45	20.0
Alkalinity,Carbonate	U		8.45	20.0

Sample Narrative:

BLANK: Endpoint pH 4.5

L1618025-01 Original Sample (OS) • Duplicate (DUP)

(OS) L1618025-01 05/25/23 13:45 • (DUP) R3929746-3 05/25/23 13:50

Analyte	Original Result	DUP Result	Dilution	DUP RPD	DUP Qualifier	DUP RPD Limits
Alkalinity	2160	2160	1	0.230		20
Alkalinity,Bicarbonate	2160	2160	1	0.230		20
Alkalinity,Carbonate	U	U	1	0.000		20

Sample Narrative:

OS: Endpoint pH 4.5 Headspace

DUP: Endpoint pH 4.5

L1618953-01 Original Sample (OS) • Duplicate (DUP)

(OS) L1618953-01 05/25/23 14:22 • (DUP) R3929746-4 05/25/23 14:28

Analyte	Original Result	DUP Result	Dilution	DUP RPD	DUP Qualifier	DUP RPD Limits
Alkalinity	427	428	1	0.200		20
Alkalinity,Bicarbonate	427	428	1	0.200		20
Alkalinity,Carbonate	U	U	1	0.000		20

Sample Narrative:

OS: Endpoint pH 4.5 Headspace

DUP: Endpoint pH 4.5



Laboratory Control Sample (LCS)

(LCS) R3929746-1 05/25/23 13:13

Analyte	Spike Amount mg/l	LCS Result mg/l	LCS Rec. %	Rec. Limits %	<u>LCS Qualifier</u>
Alkalinity	100	101	101	90.0-110	

Sample Narrative:

LCS: Endpoint pH 4.5

¹Cp

²Tc

³Ss

⁴Cn

⁵Sr

⁶Qc

⁷Gl

⁸Al

⁹Sc

Method Blank (MB)

(MB) R3928502-1 05/23/23 23:08

Analyte	MB Result	MB Qualifier	MB MDL	MB RDL
Nitrate-Nitrite	U		0.0500	0.100

¹Cp

²Tc

³Ss

L1619131-01 Original Sample (OS) • Duplicate (DUP)

(OS) L1619131-01 05/23/23 23:41 • (DUP) R3928502-5 05/23/23 23:43

Analyte	Original Result	DUP Result	Dilution	DUP RPD	DUP Qualifier	DUP RPD Limits
Nitrate-Nitrite	U	U	1	0.000		20

⁴Cn

⁵Sr

L1618517-06 Original Sample (OS) • Duplicate (DUP)

(OS) L1618517-06 05/24/23 00:06 • (DUP) R3928502-10 05/24/23 00:07

Analyte	Original Result	DUP Result	Dilution	DUP RPD	DUP Qualifier	DUP RPD Limits
Nitrate-Nitrite	U	U	1	0.000		20

⁶Qc

⁷Gl

⁸Al

Laboratory Control Sample (LCS)

(LCS) R3928502-2 05/23/23 23:09

Analyte	Spike Amount	LCS Result	LCS Rec.	Rec. Limits	LCS Qualifier
Nitrate-Nitrite	2.50	2.49	99.6	90.0-110	

⁹Sc

L1619131-01 Original Sample (OS) • Matrix Spike (MS) • Matrix Spike Duplicate (MSD)

(OS) L1619131-01 05/23/23 23:41 • (MS) R3928502-6 05/23/23 23:44 • (MSD) R3928502-7 05/23/23 23:45

Analyte	Spike Amount	Original Result	MS Result	MSD Result	MS Rec.	MSD Rec.	Dilution	Rec. Limits	MS Qualifier	MSD Qualifier	RPD	RPD Limits
Nitrate-Nitrite	2.50	U	2.44	2.50	97.6	100	1	90.0-110			2.43	20

L1618517-06 Original Sample (OS) • Matrix Spike (MS)

(OS) L1618517-06 05/24/23 00:06 • (MS) R3928502-11 05/24/23 00:08

Analyte	Spike Amount	Original Result	MS Result	MS Rec.	Dilution	Rec. Limits	MS Qualifier
Nitrate-Nitrite	2.50	U	2.46	98.4	1	90.0-110	

Method Blank (MB)

(MB) R3929426-1 05/25/23 14:21

Analyte	MB Result	MB Qualifier	MB MDL	MB RDL
Phosphorus,Total	U		0.0350	0.100

¹Cp

²Tc

³Ss

⁴Cn

⁵Sr

⁶Qc

⁷Gl

⁸Al

⁹Sc

L1619199-02 Original Sample (OS) • Duplicate (DUP)

(OS) L1619199-02 05/25/23 14:41 • (DUP) R3929426-3 05/25/23 14:42

Analyte	Original Result	DUP Result	Dilution	DUP RPD	DUP Qualifier	DUP RPD Limits
Phosphorus,Total	0.940	0.931	1	0.962		20

L1619207-01 Original Sample (OS) • Duplicate (DUP)

(OS) L1619207-01 05/25/23 14:46 • (DUP) R3929426-6 05/25/23 14:47

Analyte	Original Result	DUP Result	Dilution	DUP RPD	DUP Qualifier	DUP RPD Limits
Phosphorus,Total	0.369	0.384	1	3.98		20

Laboratory Control Sample (LCS)

(LCS) R3929426-2 05/25/23 14:23

Analyte	Spike Amount	LCS Result	LCS Rec.	Rec. Limits	LCS Qualifier
Phosphorus,Total	3.42	3.41	99.7	83.2-116	

L1619199-02 Original Sample (OS) • Matrix Spike (MS) • Matrix Spike Duplicate (MSD)

(OS) L1619199-02 05/25/23 14:41 • (MS) R3929426-4 05/25/23 14:43 • (MSD) R3929426-5 05/25/23 14:44

Analyte	Spike Amount	Original Result	MS Result	MSD Result	MS Rec.	MSD Rec.	Dilution	Rec. Limits	MS Qualifier	MSD Qualifier	RPD	RPD Limits
Phosphorus,Total	2.50	0.940	3.43	3.38	99.6	97.6	1	90.0-110			1.47	20

L1617148-02 Original Sample (OS) • Duplicate (DUP)

(OS) L1617148-02 05/24/23 11:05 • (DUP) R3928954-2 05/24/23 11:05

Analyte	Original Result	DUP Result	Dilution	DUP RPD	DUP Qualifier	DUP RPD Limits
su	su	su		%		%
pH	7.13	7.16	1	0.420		1

Sample Narrative:

OS: 7.13 at 20.3C
 DUP: 7.16 at 20.2C

L1619115-01 Original Sample (OS) • Duplicate (DUP)

(OS) L1619115-01 05/24/23 11:05 • (DUP) R3928954-3 05/24/23 11:05

Analyte	Original Result	DUP Result	Dilution	DUP RPD	DUP Qualifier	DUP RPD Limits
pH	pH	su		%		%
pH	7.17	7.14	1	0.419		1

Sample Narrative:

OS: 7.17 at 20.1C
 DUP: 7.14 at 20.4C

Laboratory Control Sample (LCS)

(LCS) R3928954-1 05/24/23 11:05

Analyte	Spike Amount	LCS Result	LCS Rec.	Rec. Limits	LCS Qualifier
su	su	su	%	%	
pH	10.0	10.0	100	99.0-101	

Sample Narrative:

LCS: 10 at 19.8C



Method Blank (MB)

(MB) R3929887-1 05/26/23 16:00

Analyte	MB Result	MB Qualifier	MB MDL	MB RDL
Specific Conductance	U		10.0	10.0

Sample Narrative:

BLANK: at 25C

L1619110-01 Original Sample (OS) • Duplicate (DUP)

(OS) L1619110-01 05/26/23 16:00 • (DUP) R3929887-3 05/26/23 16:00

Analyte	Original Result	DUP Result	Dilution	DUP RPD	DUP Qualifier	DUP RPD Limits
Specific Conductance	13700	13400	1	1.84		20

Sample Narrative:

OS: at 25C

DUP: at 25C

L1619721-01 Original Sample (OS) • Duplicate (DUP)

(OS) L1619721-01 05/26/23 16:00 • (DUP) R3929887-4 05/26/23 16:00

Analyte	Original Result	DUP Result	Dilution	DUP RPD	DUP Qualifier	DUP RPD Limits
Specific Conductance	1190	1180	1	1.35		20

Sample Narrative:

OS: at 25C

DUP: at 25C

Laboratory Control Sample (LCS)

(LCS) R3929887-2 05/26/23 16:00

Analyte	Spike Amount	LCS Result	LCS Rec.	Rec. Limits	LCS Qualifier
Specific Conductance	327	314	96.0	85.0-115	

Sample Narrative:

LCS: at 25C

1 Cp

2 Tc

3 Ss

4 Cn

5 Sr

6 Qc

7 Gl

8 Al

9 Sc

Method Blank (MB)

(MB) R3930749-1 05/23/23 11:43

Analyte	MB Result	MB Qualifier	MB MDL	MB RDL
	mg/l		mg/l	mg/l
Bromide	U		0.353	1.00
Chloride	U		0.379	1.00
Fluoride	U		0.0640	0.150
Nitrate as (N)	U		0.0480	0.100
Nitrite as (N)	U		0.0420	0.100
Sulfate	U		0.594	5.00

¹Cp

²Tc

³Ss

⁴Cn

⁵Sr

⁶Qc

⁷Gl

⁸Al

⁹Sc

L1618969-04 Original Sample (OS) • Duplicate (DUP)

(OS) L1618969-04 05/23/23 23:29 • (DUP) R3930749-8 05/23/23 23:44

Analyte	Original Result	DUP Result	Dilution	DUP RPD	DUP Qualifier	DUP RPD Limits
	mg/l	mg/l		%		%
Bromide	U	U	1	0.000		15
Chloride	5.65	5.64	1	0.145		15
Fluoride	U	U	1	0.000		15
Nitrate as (N)	0.0546	U	1	200	P1	15
Nitrite as (N)	U	U	1	0.000		15
Sulfate	1.74	1.68	1	3.60	J	15

L1619131-01 Original Sample (OS) • Duplicate (DUP)

(OS) L1619131-01 05/24/23 03:11 • (DUP) R3930749-11 05/24/23 03:27

Analyte	Original Result	DUP Result	Dilution	DUP RPD	DUP Qualifier	DUP RPD Limits
	mg/l	mg/l		%		%
Bromide	4.11	4.14	1	0.681		15
Fluoride	0.431	0.425	1	1.40		15
Nitrate as (N)	0.0857	0.0805	1	6.26	J	15
Nitrite as (N)	U	U	1	0.000		15
Sulfate	14.1	14.1	1	0.220		15

L1619131-01 Original Sample (OS) • Duplicate (DUP)

(OS) L1619131-01 05/24/23 03:43 • (DUP) R3930749-12 05/24/23 04:00

Analyte	Original Result	DUP Result	Dilution	DUP RPD	DUP Qualifier	DUP RPD Limits
	mg/l	mg/l		%		%
Chloride	426	424	5	0.285		15

Laboratory Control Sample (LCS)

(LCS) R3930749-2 05/23/23 11:59

Analyte	Spike Amount mg/l	LCS Result mg/l	LCS Rec. %	Rec. Limits %	<u>LCS Qualifier</u>
Bromide	40.0	39.6	99.0	80.0-120	
Chloride	40.0	39.1	97.8	80.0-120	
Fluoride	8.00	7.67	95.8	80.0-120	
Nitrate as (N)	8.00	7.84	97.9	80.0-120	
Nitrite as (N)	8.00	8.02	100	80.0-120	
Sulfate	40.0	39.1	97.9	80.0-120	

¹ Cp

² Tc

³ Ss

⁴ Cn

⁵ Sr

L1618953-01 Original Sample (OS) • Matrix Spike (MS) • Matrix Spike Duplicate (MSD)

(OS) L1618953-01 05/23/23 20:18 • (MS) R3930749-5 05/23/23 20:34 • (MSD) R3930749-7 05/23/23 20:49

Analyte	Spike Amount mg/l	Original Result mg/l	MS Result mg/l	MSD Result mg/l	MS Rec. %	MSD Rec. %	Dilution	Rec. Limits %	<u>MS Qualifier</u>	<u>MSD Qualifier</u>	RPD %	RPD Limits %
Bromide	50.0	U	46.1	46.4	92.3	92.7	1	80.0-120			0.451	15
Chloride	50.0	315	346	346	61.7	61.8	1	80.0-120	<u>EV</u>	<u>EV</u>	0.0176	15
Fluoride	5.00	0.590	4.69	4.76	81.9	83.5	1	80.0-120			1.62	15
Nitrate as (N)	5.00	2.86	7.45	7.34	91.8	89.5	1	80.0-120			1.52	15
Nitrite as (N)	5.00	U	4.75	4.76	95.0	95.2	1	80.0-120			0.202	15
Sulfate	50.0	130	171	171	81.7	81.4	1	80.0-120			0.0740	15

⁶ Qc

⁷ Gl

⁸ Al

⁹ Sc

L1618937-01 Original Sample (OS) • Matrix Spike (MS) • Matrix Spike Duplicate (MSD)

(OS) L1618937-01 05/24/23 05:50 • (MS) R3930749-13 05/24/23 06:06 • (MSD) R3930749-14 05/24/23 06:22

Analyte	Spike Amount mg/l	Original Result mg/l	MS Result mg/l	MSD Result mg/l	MS Rec. %	MSD Rec. %	Dilution	Rec. Limits %	<u>MS Qualifier</u>	<u>MSD Qualifier</u>	RPD %	RPD Limits %
Bromide	50.0	U	41.7	41.5	83.5	82.9	1	80.0-120			0.654	15
Chloride	50.0	117	157	158	81.2	81.7	1	80.0-120			0.160	15
Fluoride	5.00	0.630	4.77	4.84	82.9	84.2	1	80.0-120			1.36	15
Nitrate as (N)	5.00	0.540	5.17	5.18	92.5	92.8	1	80.0-120			0.207	15
Nitrite as (N)	5.00	U	4.79	4.81	95.8	96.2	1	80.0-120			0.383	15
Sulfate	50.0	239	276	277	75.7	76.2	1	80.0-120	<u>EV</u>	<u>EV</u>	0.0944	15

Method Blank (MB)

(MB) R3928779-1 05/24/23 11:57

Analyte	MB Result	MB Qualifier	MB MDL	MB RDL
	mg/l		mg/l	mg/l
Barium	U		0.000736	0.00500
Boron	U		0.0200	0.200
Calcium	0.105	⌵	0.0793	1.00
Iron	U		0.0180	0.100
Magnesium	U		0.0853	1.00
Manganese	U		0.000934	0.0100
Potassium	U		0.261	2.00
Selenium	U		0.00735	0.0100
Sodium	U		0.504	3.00
Strontium	0.000954	⌵	0.000640	0.0100

¹Cp

²Tc

³Ss

⁴Cn

⁵Sr

⁶Qc

⁷Gl

⁸Al

⁹Sc

Laboratory Control Sample (LCS)

(LCS) R3928779-2 05/24/23 12:00

Analyte	Spike Amount	LCS Result	LCS Rec.	Rec. Limits	LCS Qualifier
	mg/l	mg/l	%	%	
Barium	1.00	0.997	99.7	80.0-120	
Boron	1.00	0.998	99.8	80.0-120	
Calcium	10.0	9.76	97.6	80.0-120	
Iron	10.0	9.62	96.2	80.0-120	
Magnesium	10.0	9.63	96.3	80.0-120	
Manganese	1.00	0.933	93.3	80.0-120	
Potassium	10.0	9.53	95.3	80.0-120	
Selenium	1.00	0.974	97.4	80.0-120	
Sodium	10.0	10.1	101	80.0-120	
Strontium	1.00	1.00	100	80.0-120	

L1617860-02 Original Sample (OS) • Matrix Spike (MS) • Matrix Spike Duplicate (MSD)

(OS) L1617860-02 05/24/23 12:03 • (MS) R3928779-4 05/24/23 12:09 • (MSD) R3928779-5 05/24/23 12:12

Analyte	Spike Amount	Original Result	MS Result	MSD Result	MS Rec.	MSD Rec.	Dilution	Rec. Limits	MS Qualifier	MSD Qualifier	RPD	RPD Limits
	mg/l	mg/l	mg/l	mg/l	%	%		%			%	%
Barium	1.00	1.11	2.05	2.08	94.0	97.8	1	75.0-125			1.85	20
Boron	1.00	0.0380	1.06	1.09	103	105	1	75.0-125			2.11	20
Calcium	10.0	382	383	383	9.04	16.8	1	75.0-125	⌵	⌵	0.204	20
Iron	10.0	4.33	14.2	14.5	98.4	102	1	75.0-125			2.40	20
Magnesium	10.0	85.7	93.2	94.1	75.4	84.5	1	75.0-125			0.971	20
Manganese	1.00	14.4	14.7	14.8	38.1	46.3	1	75.0-125	⌵	⌵	0.554	20
Potassium	10.0	1.46	11.9	12.2	104	107	1	75.0-125			2.09	20

L1617860-02 Original Sample (OS) • Matrix Spike (MS) • Matrix Spike Duplicate (MSD)

(OS) L1617860-02 05/24/23 12:03 • (MS) R3928779-4 05/24/23 12:09 • (MSD) R3928779-5 05/24/23 12:12

Analyte	Spike Amount mg/l	Original Result mg/l	MS Result mg/l	MSD Result mg/l	MS Rec. %	MSD Rec. %	Dilution	Rec. Limits %	MS Qualifier	MSD Qualifier	RPD %	RPD Limits %
Selenium	1.00	U	1.05	1.08	105	108	1	75.0-125			2.88	20
Sodium	10.0	282	286	287	40.9	54.9	1	75.0-125	√	√	0.489	20
Strontium	1.00	2.44	3.42	3.48	97.4	104	1	75.0-125			1.89	20

¹Cp

²Tc

³Ss

⁴Cn

⁵Sr

⁶Qc

⁷Gl

⁸Al

⁹Sc

Method Blank (MB)

(MB) R3931177-4 05/31/23 00:01

Analyte	MB Result mg/l	MB Qualifier	MB MDL mg/l	MB RDL mg/l
TPH (GC/FID) Low Fraction	U		0.0314	0.100
(S) a,a,a-Trifluorotoluene(FID)	98.8			78.0-120

Laboratory Control Sample (LCS)

(LCS) R3931177-2 05/30/23 22:56

Analyte	Spike Amount mg/l	LCS Result mg/l	LCS Rec. %	Rec. Limits %	LCS Qualifier
TPH (GC/FID) Low Fraction	5.50	5.08	92.4	72.0-127	
(S) a,a,a-Trifluorotoluene(FID)			105	78.0-120	

1 Cp

2 Tc

3 Ss

4 Cn

5 Sr

6 Qc

7 Gl

8 Al

9 Sc

Method Blank (MB)

(MB) R3931164-3 05/28/23 06:18

Analyte	MB Result mg/l	MB Qualifier	MB MDL mg/l	MB RDL mg/l
Benzene	U		0.0000941	0.00100
Toluene	U		0.000278	0.00100
Ethylbenzene	U		0.000137	0.00100
Xylenes, Total	U		0.000174	0.00300
Naphthalene	U		0.00100	0.00500
<i>(S) Toluene-d8</i>	111			80.0-120
<i>(S) 4-Bromofluorobenzene</i>	93.1			77.0-126
<i>(S) 1,2-Dichloroethane-d4</i>	121			70.0-130

Laboratory Control Sample (LCS) • Laboratory Control Sample Duplicate (LCSD)

(LCS) R3931164-1 05/28/23 05:16 • (LCSD) R3931164-2 05/28/23 05:37

Analyte	Spike Amount mg/l	LCS Result mg/l	LCSD Result mg/l	LCS Rec. %	LCSD Rec. %	Rec. Limits %	LCS Qualifier	LCSD Qualifier	RPD %	RPD Limits %
Benzene	0.00500	0.00518	0.00493	104	98.6	70.0-123			4.95	20
Toluene	0.00500	0.00551	0.00537	110	107	79.0-120			2.57	20
Ethylbenzene	0.00500	0.00521	0.00517	104	103	79.0-123			0.771	20
Xylenes, Total	0.0150	0.0159	0.0151	106	101	79.0-123			5.16	20
Naphthalene	0.00500	0.00456	0.00437	91.2	87.4	54.0-135			4.26	20
<i>(S) Toluene-d8</i>				111	114	80.0-120				
<i>(S) 4-Bromofluorobenzene</i>				98.3	101	77.0-126				
<i>(S) 1,2-Dichloroethane-d4</i>				115	120	70.0-130				

¹ Cp

² Tc

³ Ss

⁴ Cn

⁵ Sr

⁶ Qc

⁷ Gl

⁸ Al

⁹ Sc

Method Blank (MB)

(MB) R3931125-1 05/31/23 04:45

Analyte	MB Result mg/l	MB Qualifier	MB MDL mg/l	MB RDL mg/l
C10-C28 Diesel Range	U		0.0222	0.100
C28-C36 Motor Oil Range	U		0.0118	0.100
(S) o-Terphenyl	103			52.0-156

Laboratory Control Sample (LCS) • Laboratory Control Sample Duplicate (LCSD)

(LCS) R3931125-2 05/31/23 05:05 • (LCSD) R3931125-3 05/31/23 05:25

Analyte	Spike Amount mg/l	LCS Result mg/l	LCSD Result mg/l	LCS Rec. %	LCSD Rec. %	Rec. Limits %	LCS Qualifier	LCSD Qualifier	RPD %	RPD Limits %
C10-C28 Diesel Range	1.50	1.46	1.52	97.3	101	50.0-150			4.03	20
(S) o-Terphenyl				106	109	52.0-156				

- 1 Cp
- 2 Tc
- 3 Ss
- 4 Cn
- 5 Sr
- 6 Qc
- 7 Gl
- 8 Al
- 9 Sc

GLOSSARY OF TERMS

Guide to Reading and Understanding Your Laboratory Report

The information below is designed to better explain the various terms used in your report of analytical results from the Laboratory. This is not intended as a comprehensive explanation, and if you have additional questions please contact your project representative.

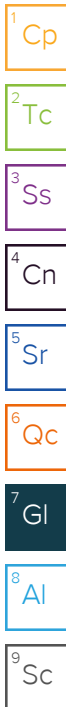
Results Disclaimer - Information that may be provided by the customer, and contained within this report, include Permit Limits, Project Name, Sample ID, Sample Matrix, Sample Preservation, Field Blanks, Field Spikes, Field Duplicates, On-Site Data, Sampling Collection Dates/Times, and Sampling Location. Results relate to the accuracy of this information provided, and as the samples are received.

Abbreviations and Definitions

MDL	Method Detection Limit.
RDL	Reported Detection Limit.
Rec.	Recovery.
RPD	Relative Percent Difference.
SDG	Sample Delivery Group.
(S)	Surrogate (Surrogate Standard) - Analytes added to every blank, sample, Laboratory Control Sample/Duplicate and Matrix Spike/Duplicate; used to evaluate analytical efficiency by measuring recovery. Surrogates are not expected to be detected in all environmental media.
U	Not detected at the Reporting Limit (or MDL where applicable).
Analyte	The name of the particular compound or analysis performed. Some Analyses and Methods will have multiple analytes reported.
Dilution	If the sample matrix contains an interfering material, the sample preparation volume or weight values differ from the standard, or if concentrations of analytes in the sample are higher than the highest limit of concentration that the laboratory can accurately report, the sample may be diluted for analysis. If a value different than 1 is used in this field, the result reported has already been corrected for this factor.
Limits	These are the target % recovery ranges or % difference value that the laboratory has historically determined as normal for the method and analyte being reported. Successful QC Sample analysis will target all analytes recovered or duplicated within these ranges.
Original Sample	The non-spiked sample in the prep batch used to determine the Relative Percent Difference (RPD) from a quality control sample. The Original Sample may not be included within the reported SDG.
Qualifier	This column provides a letter and/or number designation that corresponds to additional information concerning the result reported. If a Qualifier is present, a definition per Qualifier is provided within the Glossary and Definitions page and potentially a discussion of possible implications of the Qualifier in the Case Narrative if applicable.
Result	The actual analytical final result (corrected for any sample specific characteristics) reported for your sample. If there was no measurable result returned for a specific analyte, the result in this column may state "ND" (Not Detected) or "BDL" (Below Detectable Levels). The information in the results column should always be accompanied by either an MDL (Method Detection Limit) or RDL (Reporting Detection Limit) that defines the lowest value that the laboratory could detect or report for this analyte.
Uncertainty (Radiochemistry)	Confidence level of 2 sigma.
Case Narrative (Cn)	A brief discussion about the included sample results, including a discussion of any non-conformances to protocol observed either at sample receipt by the laboratory from the field or during the analytical process. If present, there will be a section in the Case Narrative to discuss the meaning of any data qualifiers used in the report.
Quality Control Summary (Qc)	This section of the report includes the results of the laboratory quality control analyses required by procedure or analytical methods to assist in evaluating the validity of the results reported for your samples. These analyses are not being performed on your samples typically, but on laboratory generated material.
Sample Chain of Custody (Sc)	This is the document created in the field when your samples were initially collected. This is used to verify the time and date of collection, the person collecting the samples, and the analyses that the laboratory is requested to perform. This chain of custody also documents all persons (excluding commercial shippers) that have had control or possession of the samples from the time of collection until delivery to the laboratory for analysis.
Sample Results (Sr)	This section of your report will provide the results of all testing performed on your samples. These results are provided by sample ID and are separated by the analyses performed on each sample. The header line of each analysis section for each sample will provide the name and method number for the analysis reported.
Sample Summary (Ss)	This section of the Analytical Report defines the specific analyses performed for each sample ID, including the dates and times of preparation and/or analysis.

Qualifier Description

E	The analyte concentration exceeds the upper limit of the calibration range of the instrument established by the initial calibration (ICAL).
J	The identification of the analyte is acceptable; the reported value is an estimate.
J1	Surrogate recovery limits have been exceeded; values are outside upper control limits.
P1	RPD value not applicable for sample concentrations less than 5 times the reporting limit.
T8	Sample(s) received past/too close to holding time expiration.
V	The sample concentration is too high to evaluate accurate spike recoveries.



ACCREDITATIONS & LOCATIONS

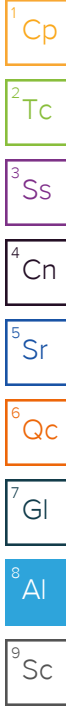
Pace Analytical National 12065 Lebanon Rd Mount Juliet, TN 37122

Alabama	40660	Nebraska	NE-OS-15-05
Alaska	17-026	Nevada	TN000032021-1
Arizona	AZ0612	New Hampshire	2975
Arkansas	88-0469	New Jersey–NELAP	TN002
California	2932	New Mexico ¹	TN00003
Colorado	TN00003	New York	11742
Connecticut	PH-0197	North Carolina	Env375
Florida	E87487	North Carolina ¹	DW21704
Georgia	NELAP	North Carolina ³	41
Georgia ¹	923	North Dakota	R-140
Idaho	TN00003	Ohio–VAP	CL0069
Illinois	200008	Oklahoma	9915
Indiana	C-TN-01	Oregon	TN200002
Iowa	364	Pennsylvania	68-02979
Kansas	E-10277	Rhode Island	LA000356
Kentucky ^{1,6}	KY90010	South Carolina	84004002
Kentucky ²	16	South Dakota	n/a
Louisiana	AI30792	Tennessee ^{1,4}	2006
Louisiana	LA018	Texas	T104704245-20-18
Maine	TN00003	Texas ⁵	LAB0152
Maryland	324	Utah	TN000032021-11
Massachusetts	M-TN003	Vermont	VT2006
Michigan	9958	Virginia	110033
Minnesota	047-999-395	Washington	C847
Mississippi	TN00003	West Virginia	233
Missouri	340	Wisconsin	998093910
Montana	CERT0086	Wyoming	A2LA
A2LA – ISO 17025	1461.01	AIHA-LAP,LLC EMLAP	100789
A2LA – ISO 17025 ⁵	1461.02	DOD	1461.01
Canada	1461.01	USDA	P330-15-00234
EPA–Crypto	TN00003		


¹ Drinking Water ² Underground Storage Tanks ³ Aquatic Toxicity ⁴ Chemical/Microbiological ⁵ Mold ⁶ Wastewater n/a Accreditation not applicable

* Not all certifications held by the laboratory are applicable to the results reported in the attached report.

* Accreditation is only applicable to the test methods specified on each scope of accreditation held by Pace Analytical.




Company Name/Address: Caerus Oil and Gas 143 Diamond Avenue Parachute, CO 81635		Billing Information: Accounts Payable 1001 17th St., Ste. 1600 Denver, CO 80202		Pres Chk	Analysis / Container / Preservative										Chain of Custody Page ___ of ___
---	--	--	--	-------------	-------------------------------------	--	--	--	--	--	--	--	--	--	----------------------------------

Report to: Brett Middleton	Email To: JJanicek@caerusoilandgas.com;brollins@caerus	 <p>PEOPLE ADVANCING SCIENCE</p> <p>MT JULIET, TN</p> <p>12065 Lebanon Rd Mount Juliet, TN 37122 Submitting a sample via this chain of custody constitutes acknowledgment and acceptance of the Pace Terms and Conditions found at: https://info.pacelabs.com/hubs/pas-standard-terms.pdf</p>											
--------------------------------------	---	--	--	--	--	--	--	--	--	--	--	--	--

Project Description: 909 J	City/State Collected: Parachute, CO	Please Circle: PT <input checked="" type="radio"/> MT <input type="radio"/> CT <input type="radio"/> ET <input type="radio"/>
-----------------------------------	--	---

Phone: 970-285-2653	Client Project #	Lab Project #
----------------------------	------------------	---------------







Collected by (print): Will Harmon	Site/Facility ID #	P.O. #
---	--------------------	--------


Collected by (signature): 	Rush? (Lab MUST Be Notified) <input type="checkbox"/> Same Day <input type="checkbox"/> Five Day <input type="checkbox"/> Next Day <input type="checkbox"/> 5 Day (Rad Only) <input type="checkbox"/> Two Day <input type="checkbox"/> 10 Day (Rad Only) <input type="checkbox"/> Three Day	Quote #	Date Results Needed ASAP	No. of Cnts
---	--	---------	------------------------------------	----------------

Sample ID	Comp/Grab	Matrix *	Depth	Date	Time	No. of Cnts	ALK, ALKBI, ALKCA 250ml HDPE-NoPres	Br, Cl, F, SO4 250ml HDPE-NoPres	DRONMLVI 40ml Amb: HCl: HBT	GRO 40ml Amb: HCl	PT 250ml HDPE-H2SO4	RA-226/228 1L-HDPE-Add-HNO3	SPCON 250ml HDPE-NoPres	TD5 1L-HDPE NoPres	TSS 1L-HDPE NoPres	Total Metals 250ml HDPE-HNO3
-----------	-----------	----------	-------	------	------	----------------	-------------------------------------	----------------------------------	-----------------------------	-------------------	---------------------	-----------------------------	-------------------------	--------------------	--------------------	------------------------------

Sample ID	Comp/Grab	Matrix *	Depth	Date	Time	No. of Cnts	ALK, ALKBI, ALKCA 250ml HDPE-NoPres	Br, Cl, F, SO4 250ml HDPE-NoPres	DRONMLVI 40ml Amb: HCl: HBT	GRO 40ml Amb: HCl	PT 250ml HDPE-H2SO4	RA-226/228 1L-HDPE-Add-HNO3	SPCON 250ml HDPE-NoPres	TD5 1L-HDPE NoPres	TSS 1L-HDPE NoPres	Total Metals 250ml HDPE-HNO3
20230522-LMSOURCE-(F01-T)	Grab	GW	Surface	05/22/2023	1259	17	X	X	X	X	X	X	X	X	X	X
		GW				17	X	X	X	X	X	X	X	X	X	X
		GW				17	X	X	X	X	X	X	X	X	X	X
		GW				17	X	X	X	X	X	X	X	X	X	X
		GW				17	X	X	X	X	X	X	X	X	X	X
		GW				17	X	X	X	X	X	X	X	X	X	X
		GW				17	X	X	X	X	X	X	X	X	X	X
		GW				17	X	X	X	X	X	X	X	X	X	X
		GW				17	X	X	X	X	X	X	X	X	X	X
		GW				17	X	X	X	X	X	X	X	X	X	X

* Matrix: SS - Soil AIR - Air F - Filter GW - Groundwater B - Bioassay WW - Waste Water DW - Drinking Water OT - Other	Remarks: Metals - Ba, B, Ca, Fe, K, Mg, Mn, Na, Se, Sr	pH _____ Temp _____ Flow _____ Other _____	Sample Receipt Checklist COC Seal Present/Intact: <input checked="" type="checkbox"/> Y <input type="checkbox"/> N COC Signed/Accurate: <input checked="" type="checkbox"/> Y <input type="checkbox"/> N Bottles arrive intact: <input checked="" type="checkbox"/> Y <input type="checkbox"/> N Correct bottles used: <input checked="" type="checkbox"/> Y <input type="checkbox"/> N Sufficient volume sent: <input checked="" type="checkbox"/> Y <input type="checkbox"/> N If Applicable VOR Zero Headspace: <input checked="" type="checkbox"/> Y <input type="checkbox"/> N Preservation Correct/Checked: <input checked="" type="checkbox"/> Y <input type="checkbox"/> N RAD Screen <0.5 mR/hr: <input checked="" type="checkbox"/> Y <input type="checkbox"/> N
---	--	---	--

Relinquished by: (Signature) 	Date: 5/24/23	Time: 1630	Received by: (Signature) 	Trip Blank Received: Yes/No HCL/MeOH TBR:
Relinquished by: (Signature) 	Date: 5/22/23	Time: 1700	Received by: (Signature) 	Temp: 16.4 °C Bottles Received: 17
Relinquished by: (Signature) 	Date:	Time:	Received for lab by: (Signature) 	Date: 5/23/23 Time: 0900


F133
 Acctnum: CAERUSPCO
 Template: T215555
 Prelogin: P974370
 PMI: 824 - Chris Ward
 PB:
 Shipped Via: **FedEX Ground**
 Remarks Sample # (lab only)

L1619115

<u>Tracking Numbers</u>	<u>NSM7</u>	<u>Temperature</u>
6126 6537 4107		4.70 = .4
6126 6537 4118		4.6 + 0 = 4.6
6126 6537 4084		3.4 + 0 = 3.4
