GO WIRELINE LLC

Radial Bond
Gamma Ray
CCL, Temp

Company	PDC Energy
Well	Vega 2N
Field	Wattenberg
County	Weld
State	Colorado

Company	PDC Energy		
Well	Vega 2N		
Field	Wattenberg		
County	Weld	State	Colorado

Location: API #: 05-123-48464

SEC 6 TWP 3N RGE 65W

Other Services

Permanent Datum	GL	Elevation	4967'
Log Measured From	KB 28'		
Drilling Measured From	KB		

Elevation
K.B. 4995'
D.F.
G.L. 4967'

Date	25-May-2023		
Run Number	One		
Depth Driller	15839'		
Depth Logger	3025'		
Bottom Logged Interval	3020'		
Top Log Interval	Surface		
Open Hole Size	8.5"		
Type Fluid	Water		
Density / Viscosity	8.34 lb/gal		
Max. Recorded Temp.	127°F		
Estimated Cement Top	See Log		
Time Well Ready	16:40		
Time Logger on Bottom	16:55		
Equipment Number	24		
Location	Greeley, CO		
Recorded By	C. Sisneros		
Witnessed By	C. Eberle		

	Borehole Record			Tubing Record			
Run Number	Bit	From	To	Size	Weight	From	To

Casing Record	Size	Wgt/Ft	Top	Bottom
Surface String	9.625"	36#	Surface	1705'
Prot. String				
Production String	5.5"	20#	Surface	15829'
Liner				

<<< Fold Here >>>

All interpretations are opinions based on inferences from electrical or other measurements and we cannot and do not guarantee the accuracy or correctness of any interpretation, and we shall not, except in the case of gross or willful negligence on our part, be liable or responsible for any loss, costs, damages, or expenses incurred or sustained by anyone resulting from any interpretation made by any of our officers, agents or employees. These interpretations are also subject to our general terms and conditions set out in our current Price S

Comments

Log correlated to GO Log 6-OCT-2022
Log ran under 0 PSI
Tools were clean and free of debris

Main Pass

Database File	pdc_vega02n_rcbl_05252023.db
Dataset Pathname	main.1
Presentation Format	rbl_all_8_2020_t
Dataset Creation	Thu May 25 17:31:38 2023
Charted by	Depth in Feet scaled 1:240

LTEN
0 (lb) 1000
LSPD
(ft/min)
500 -500

0 Gamma Ray (GAPI) 200
380 TT3FT (usec) 180
CCL

0 3' Amplitude (mV) 100
3 'Amplified Amplitude
0 (mV) 20

0 AMPS1 150
0 AMPS2 150
0 AMPS3 150
0 AMPS4 150
0 AMPS5 150
0 AMPS6 150
0 AMPS7 150
0 AMPS8 150
0 TEMP (degF) 300
TEMP (degF)

200 WVF5FT (usec) 1200
(V)

SECTORS
0 90



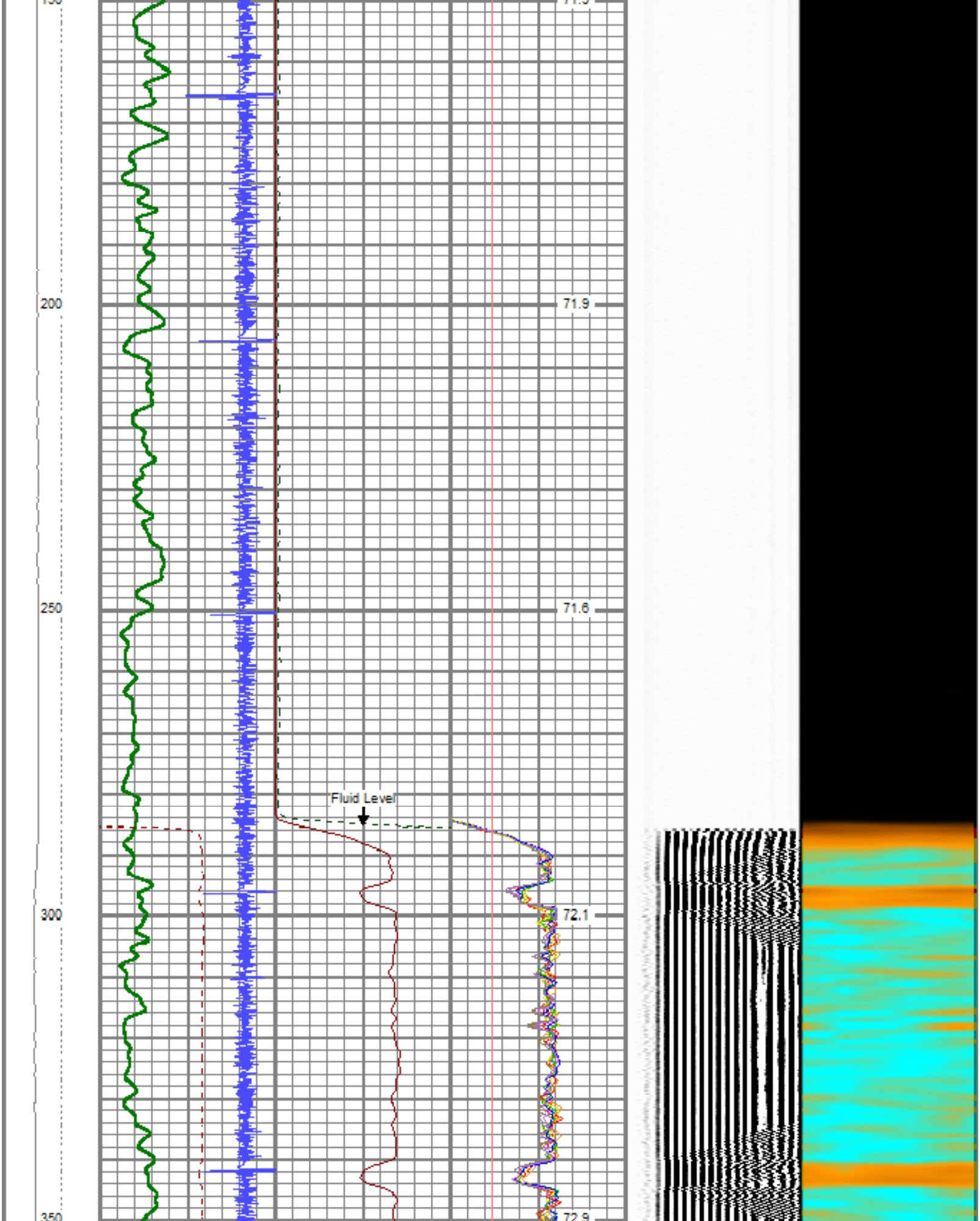

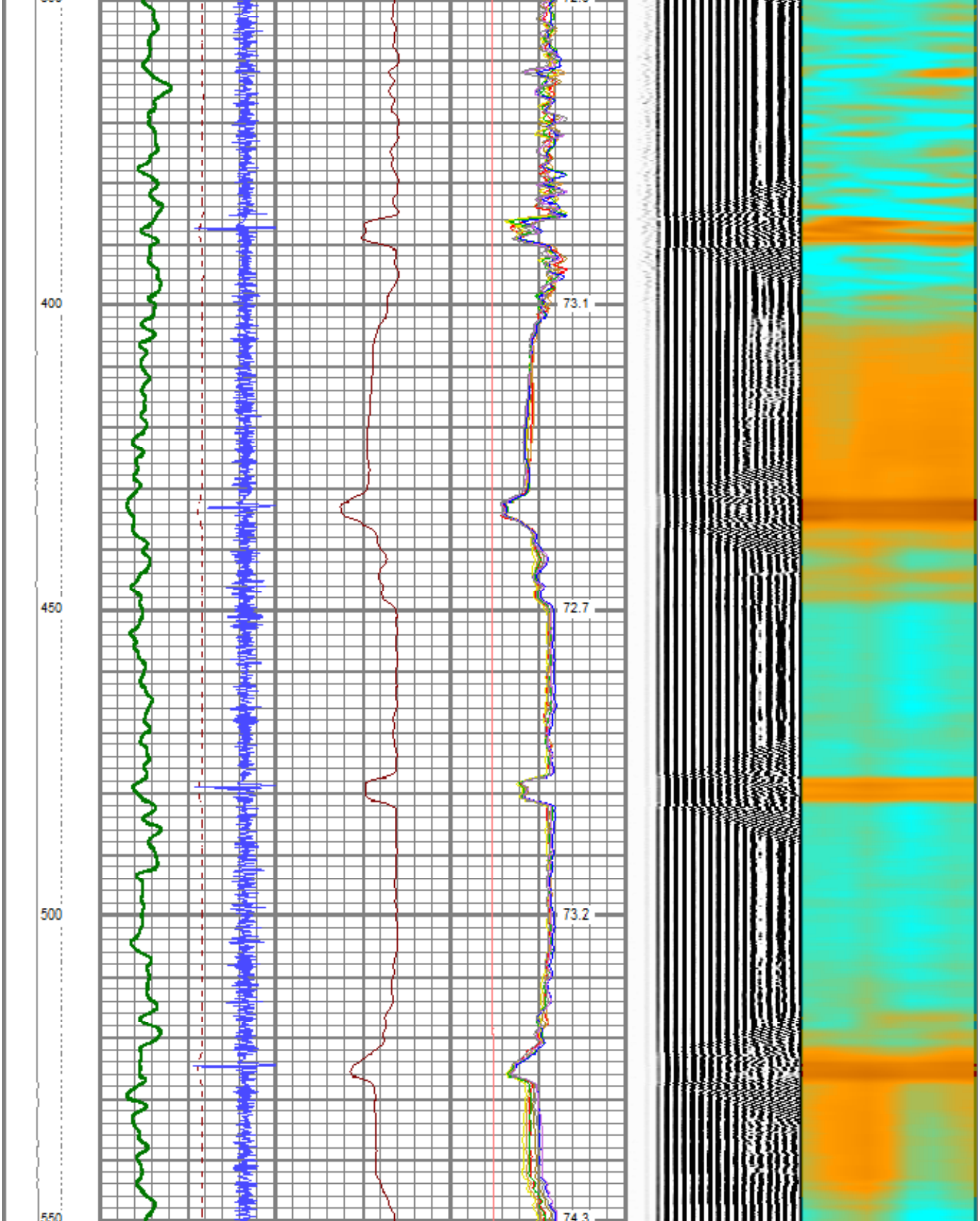

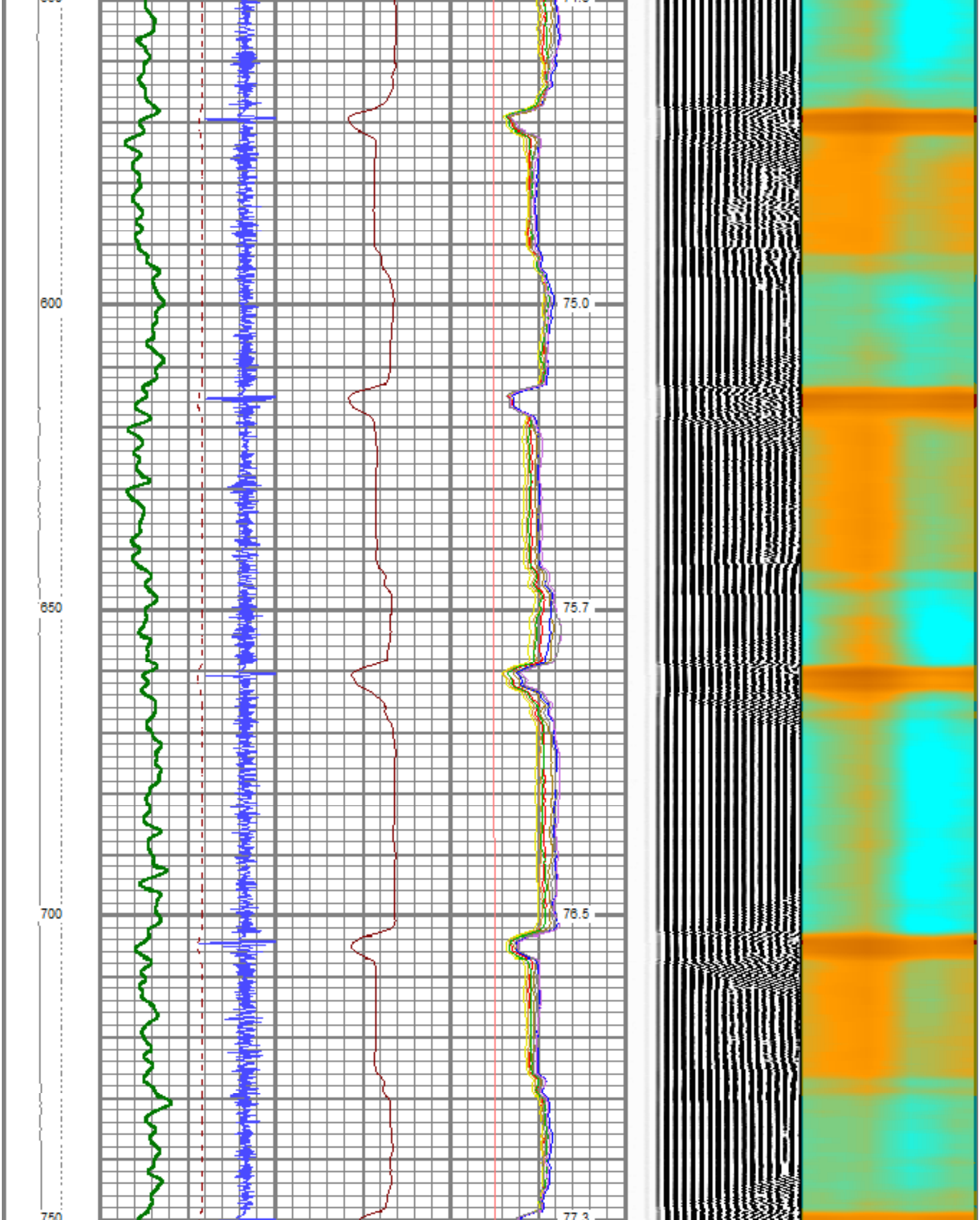

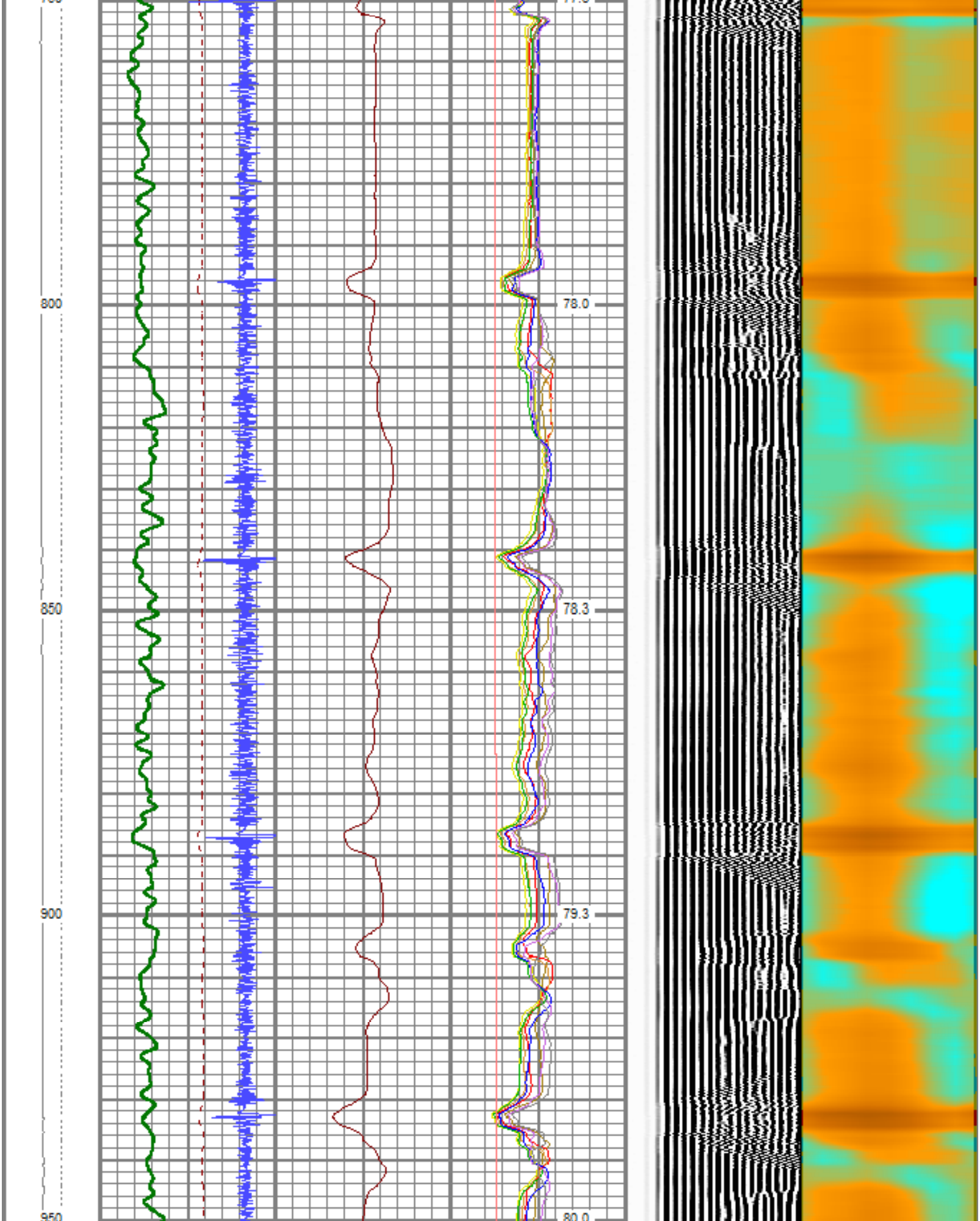

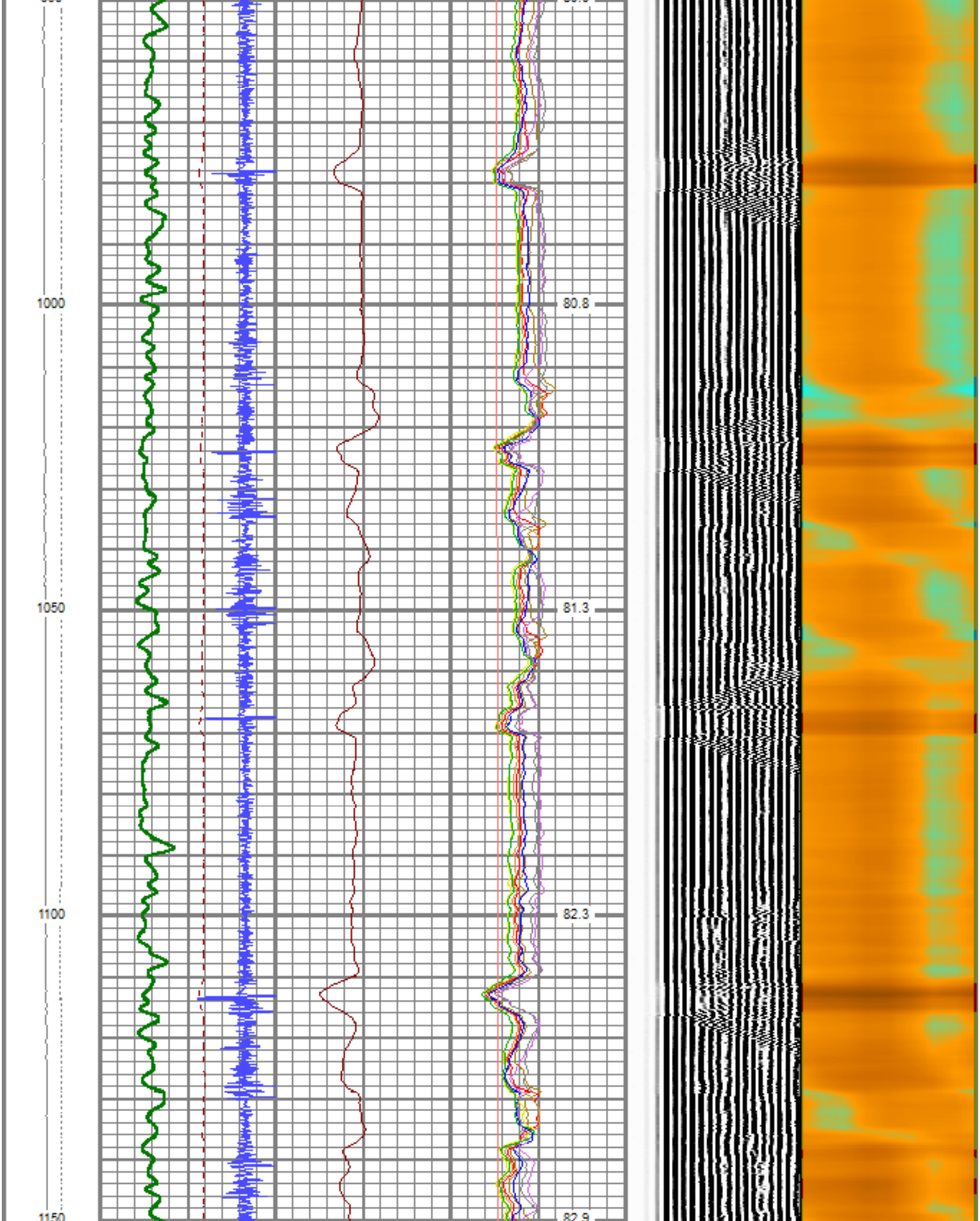

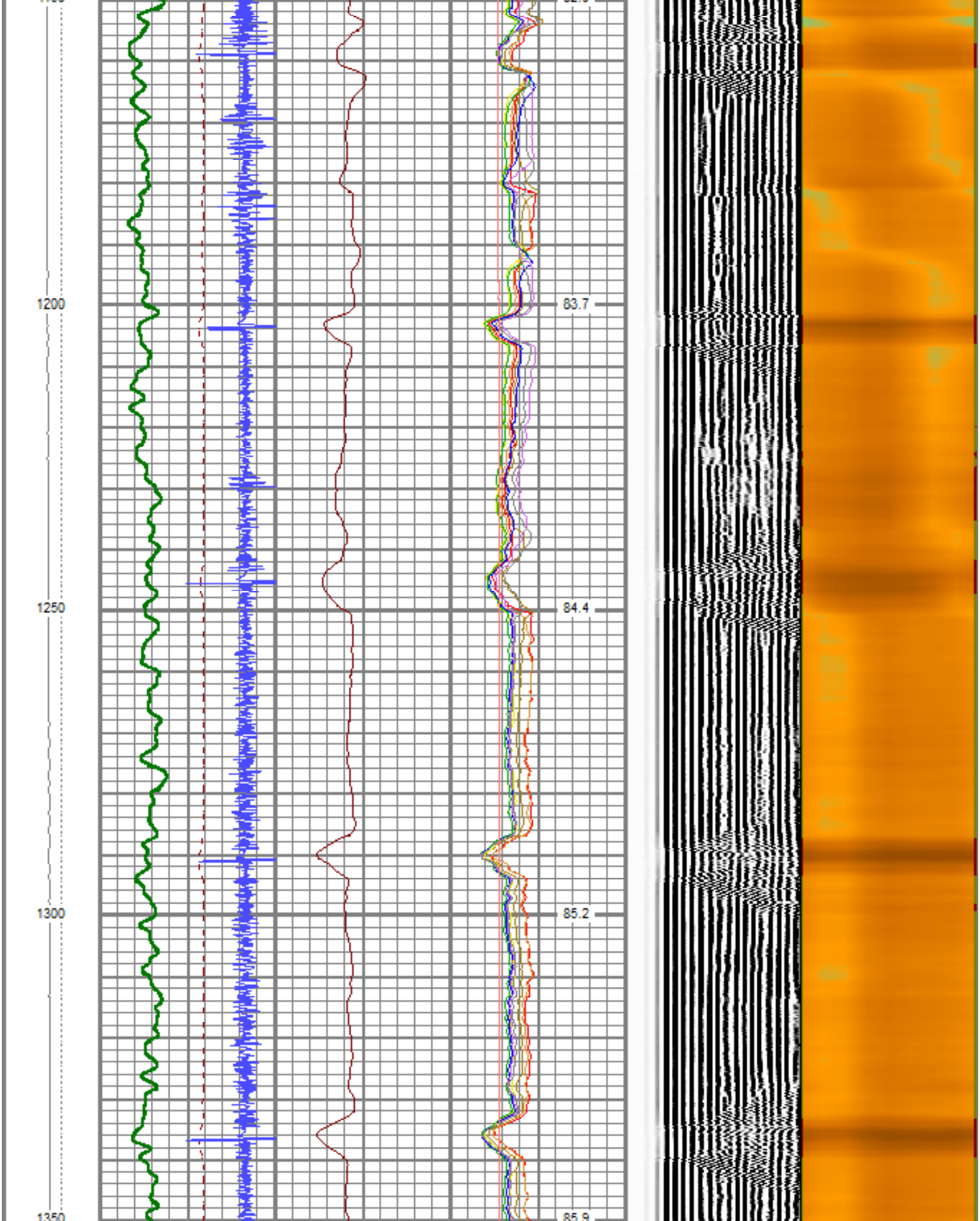

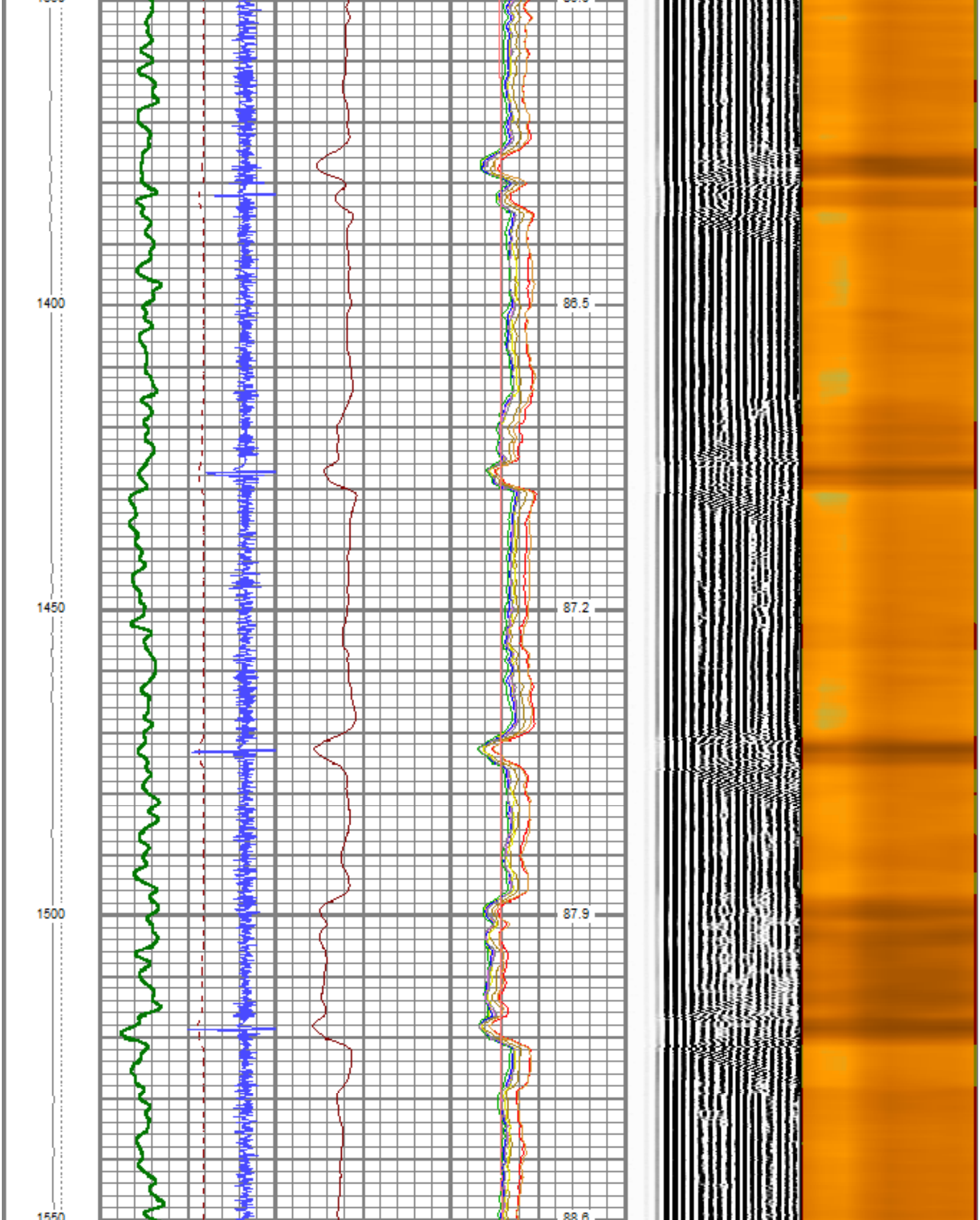

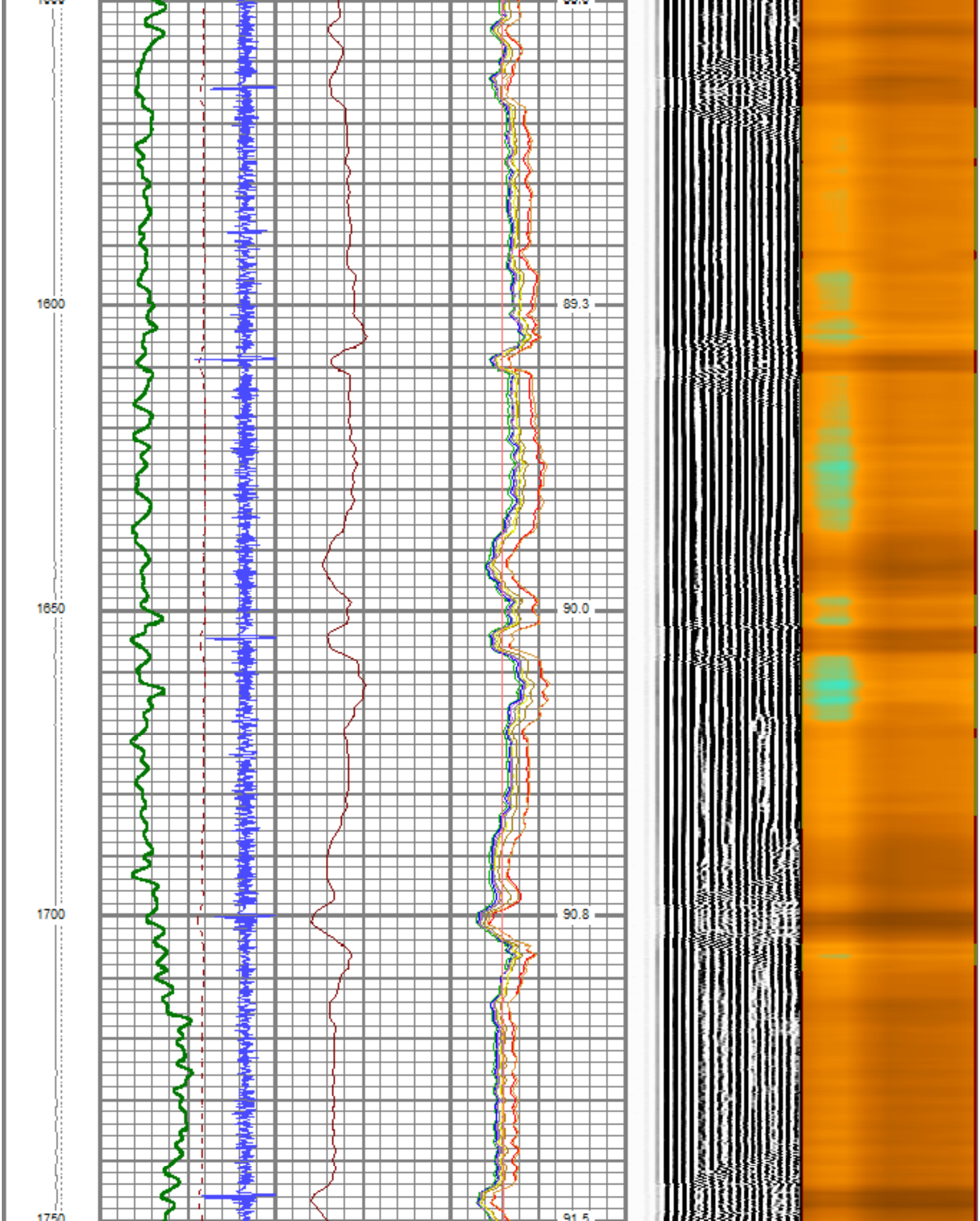

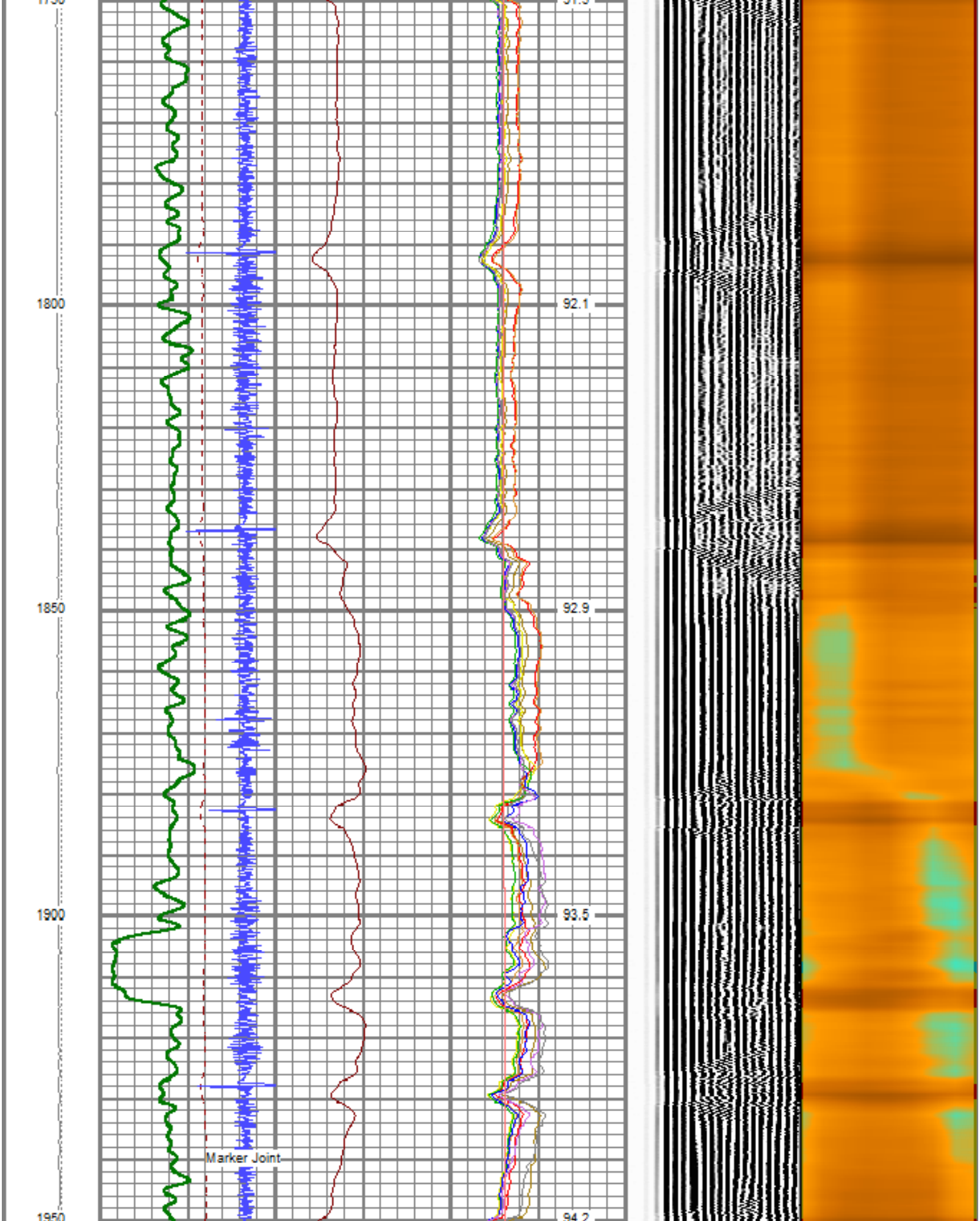

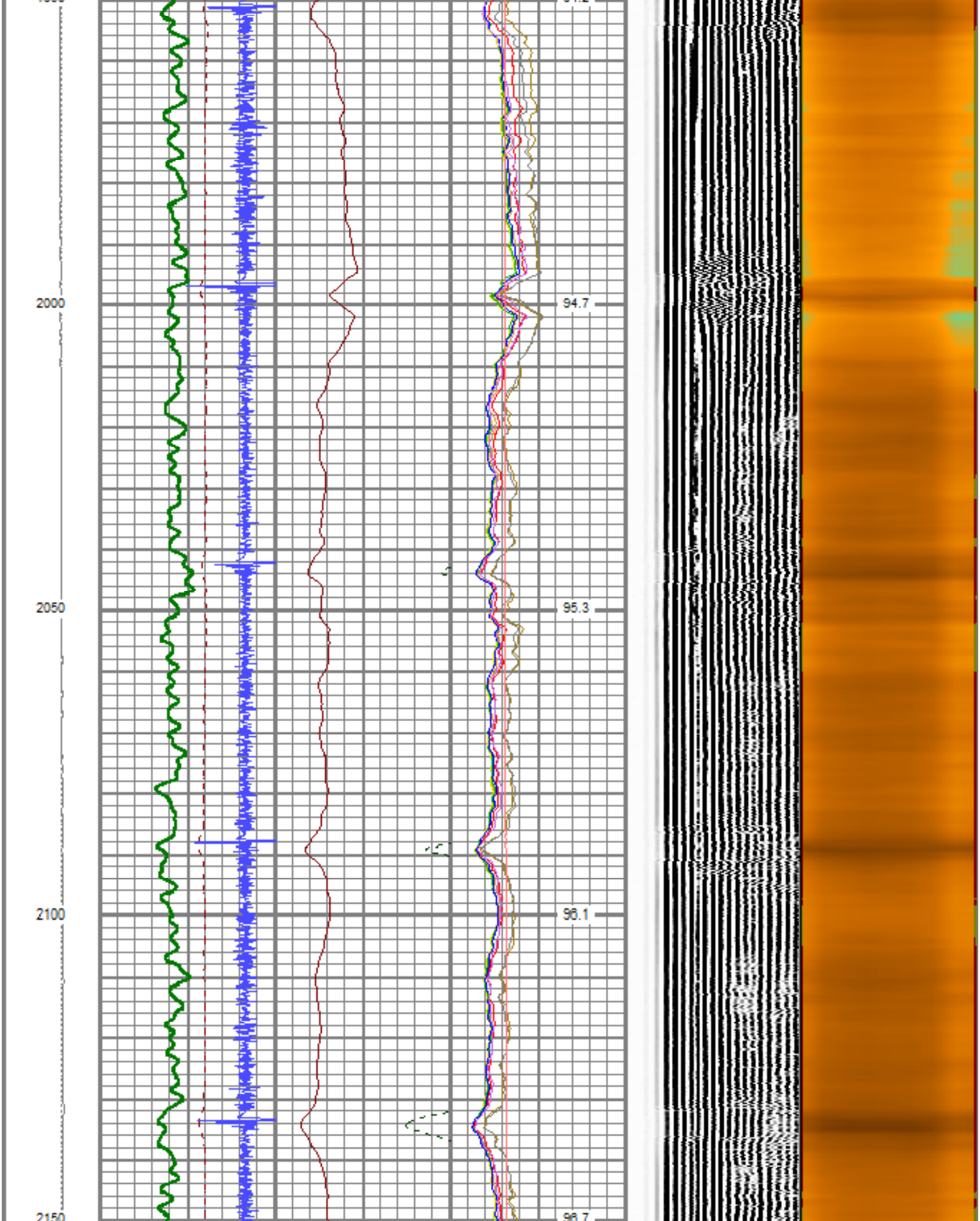

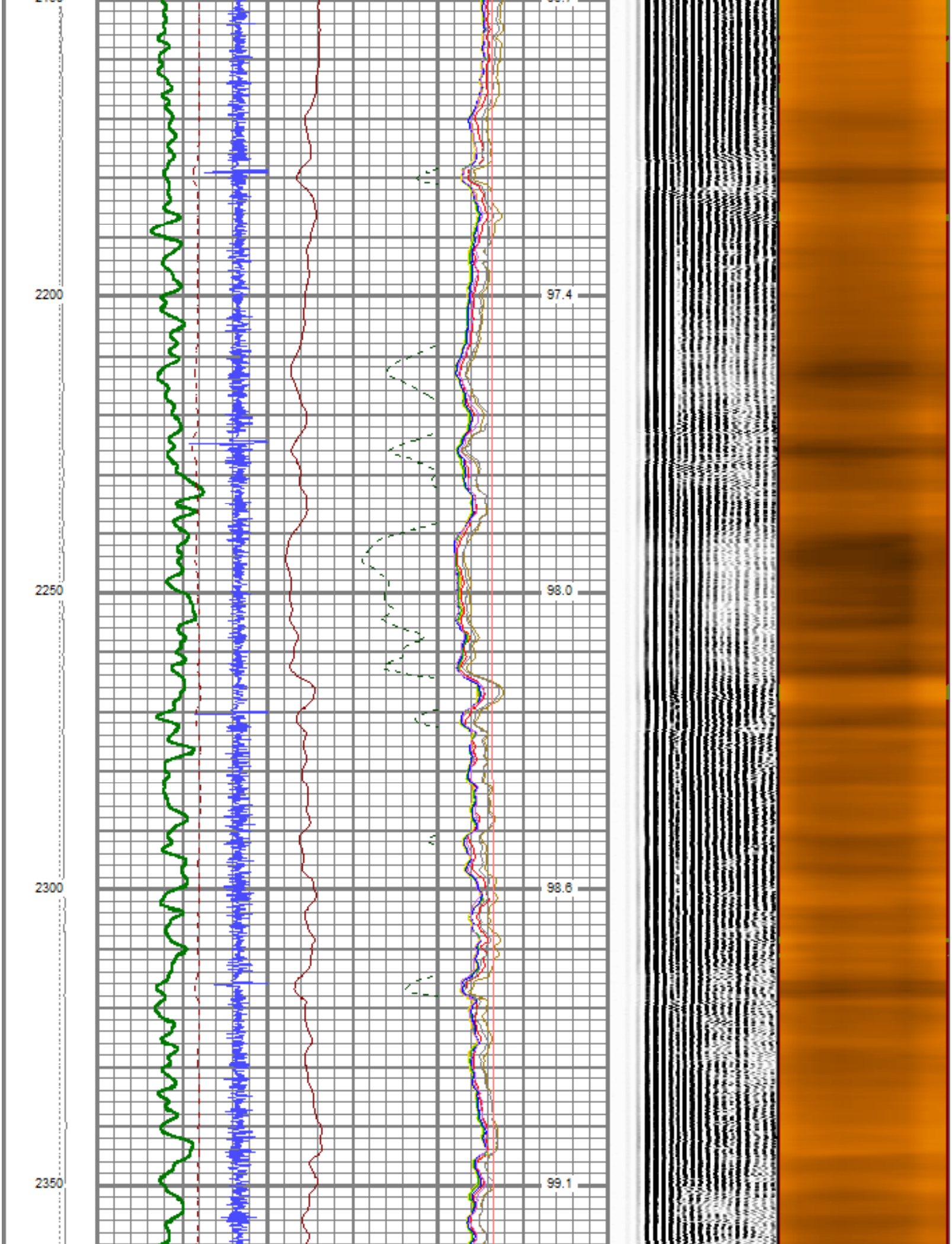

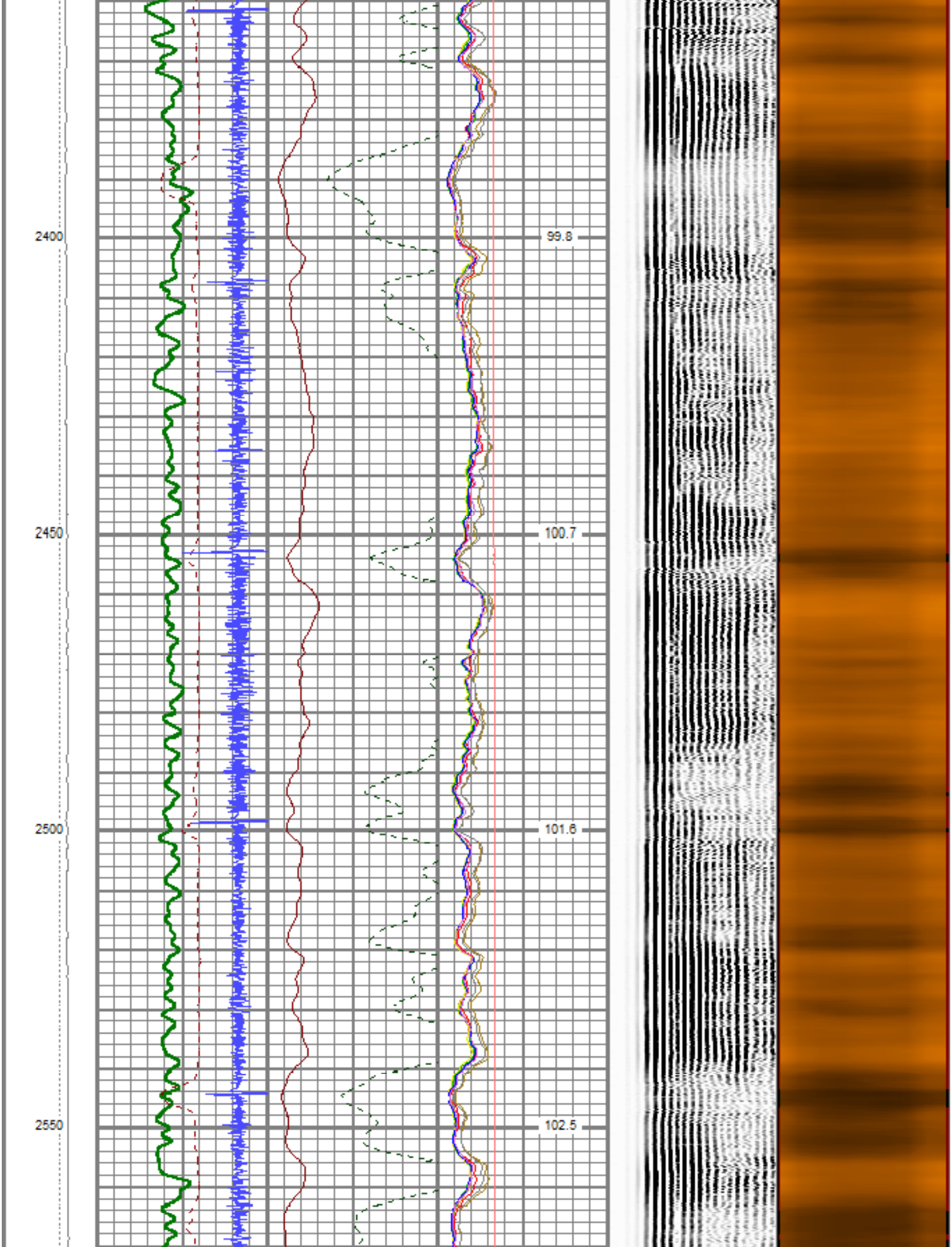

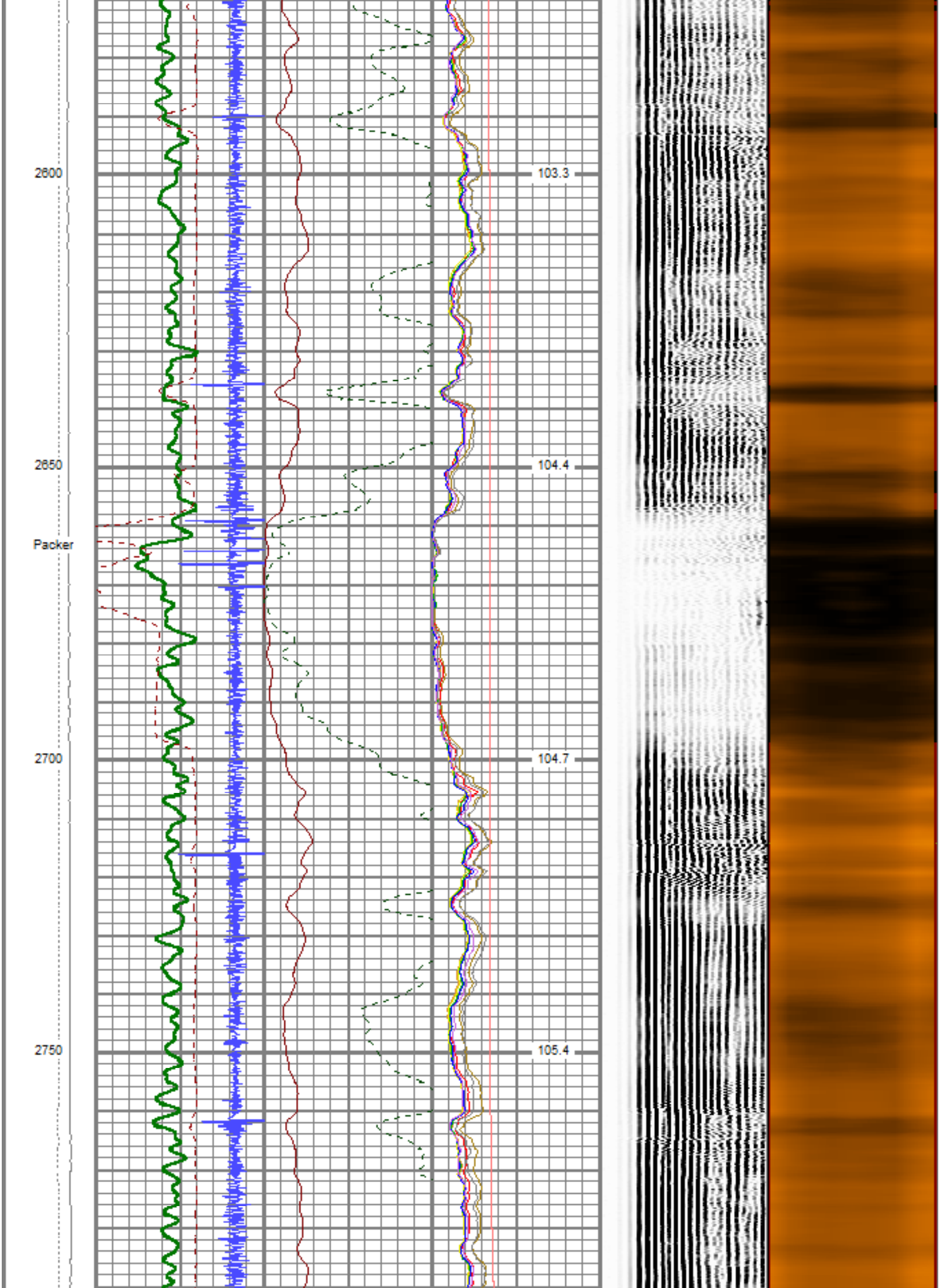

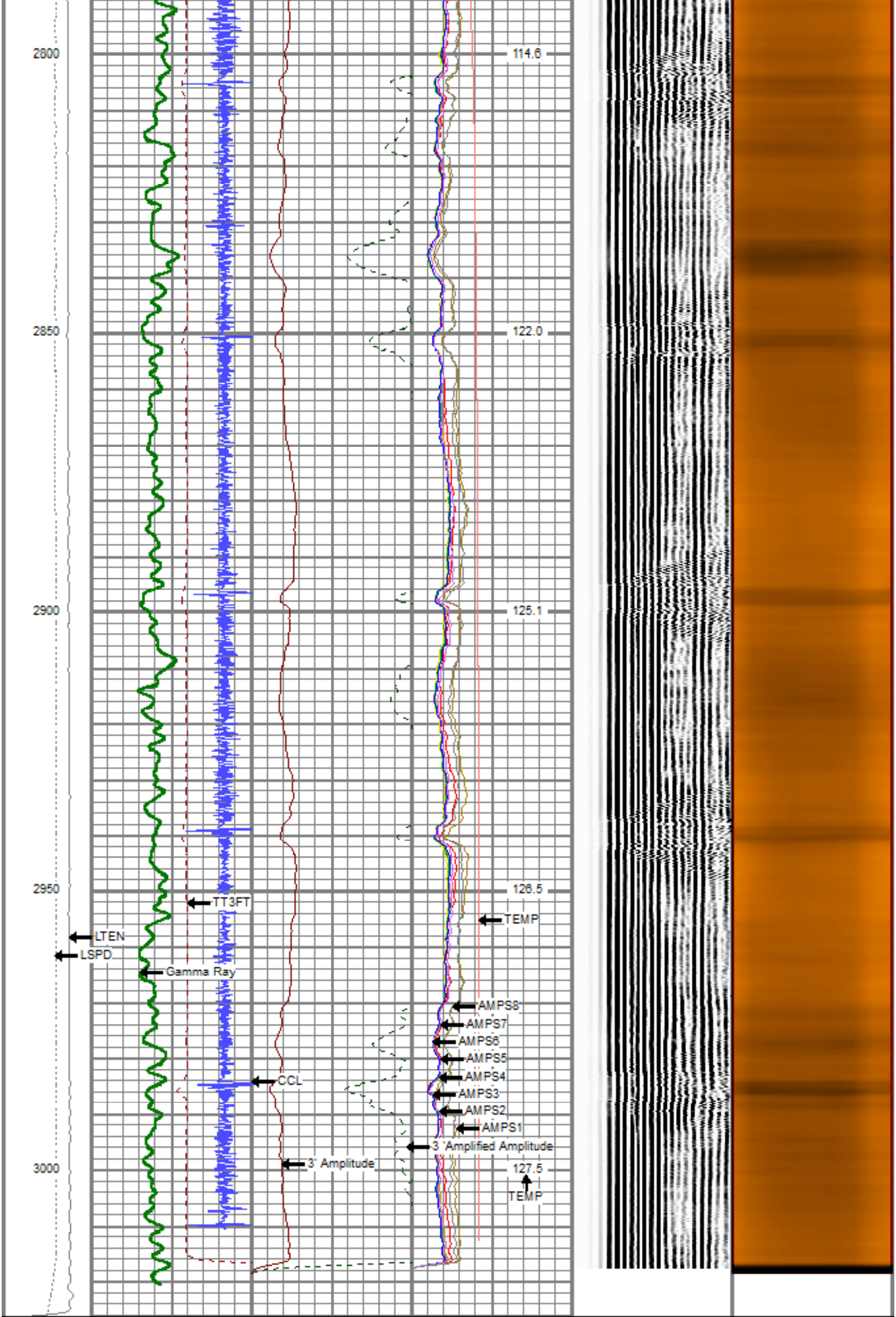

LTEN 0 (lb) 1000 LSPD (ft/min) 500 -500	0 Gamma Ray (GAPI) 200 380 TT3FT (usec) 180 CCL	0 3' Amplitude (mV) 100 3 'Amplified Amplitude 0 (mV) 20	0 AMPS1 150 0 AMPS2 150 0 AMPS3 150 0 AMPS4 150 0 AMPS5 150 0 AMPS6 150 0 AMPS7 150 0 AMPS8 150 0 TEMP (degF) 300 TEMP (degF)	200 WVF5FT (usec) 1200 (V)	SECTORS 0 90

Repeat Pass

Database File	pdc_vega02n_rcbl_05252023.db
Dataset Pathname	repeat
Presentation Format	rbl_all_8_2020_t
Dataset Creation	Thu May 25 16:54:10 2023
Charted by	Depth in Feet scaled 1:240

LTEN 0 (lb) 1000 LSPD (ft/min) 500 -500	0 Gamma Ray (GAPI) 200 380 TT3FT (usec) 180 CCL	0 3' Amplitude (mV) 100 3 'Amplified Amplitude 0 (mV) 20	0 AMPS1 150 0 AMPS2 150 0 AMPS3 150 0 AMPS4 150 0 AMPS5 150 0 AMPS6 150 0 AMPS7 150 0 AMPS8 150 0 TEMP (degF) 300 TEMP (degF)	200 WVF5FT (usec) 1200 (V)	SECTORS 0 90

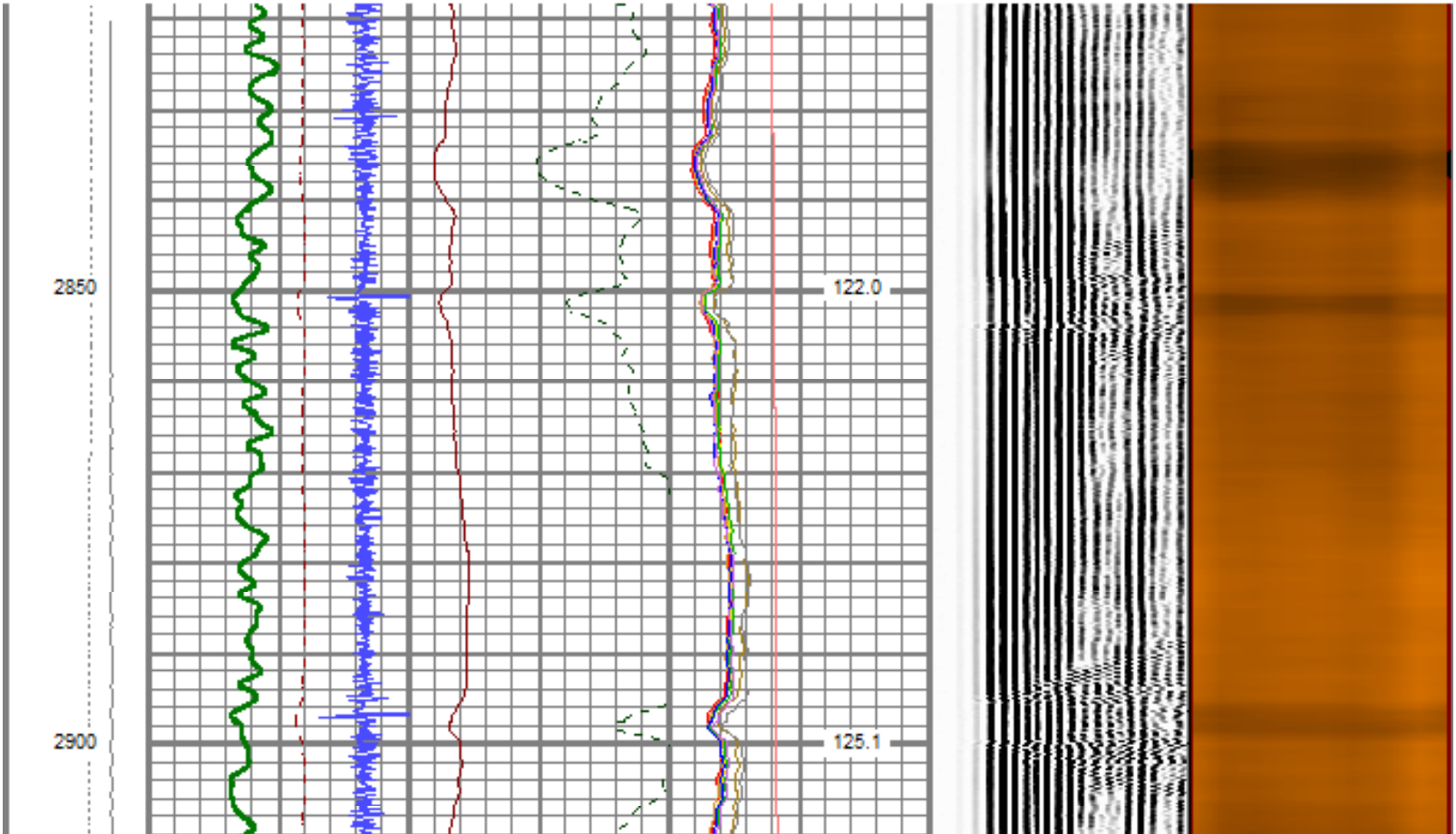

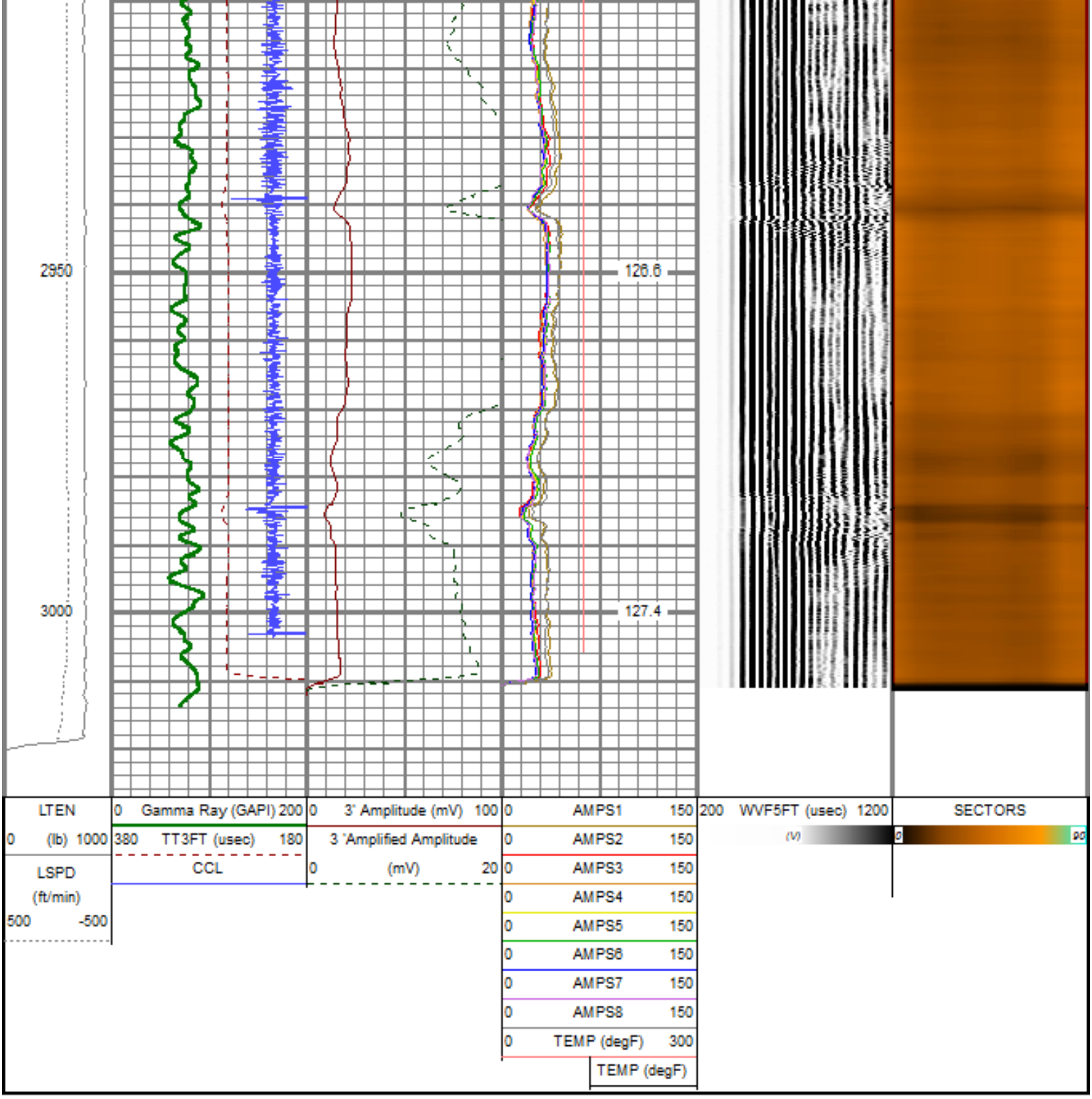

Sensor	Offset (ft)	Schematic	Description	Length (ft)	O.D. (in)	Weight (lb)
			Cable Head-Titan_144 1 7/16" Titan Cable Head	1.03	1.44	2.00
CCL	15.45		CCL-275CCL_6MAG (275CCL_6MAG_Base) 050-CC275-0100 (6 MAG CCL SGL PIN)	2.72	2.75	



TEMP	11.56
WVFS8	9.27
WVFS7	9.27
WVFS6	9.27
WVFS5	9.27
WVFS4	9.27
WVFS3	9.27
WVFS2	9.27
WVFS1	9.27
WVFCAL	9.27
WVF3FT	9.27
WVF5FT	8.27
CCL$2	4.20

CENT-Overbody	2.00	4.50	3.00
PROBE-RBT-DIGITAL-RBL-DCT (1410-01) Probe 2 3/4" Radii Bond with Temp-Corrosion Package	9.21	2.75	105.00

DCCL	4.20
CCL$1	4.20
GCT_TEMP	3.41
GR	2.83

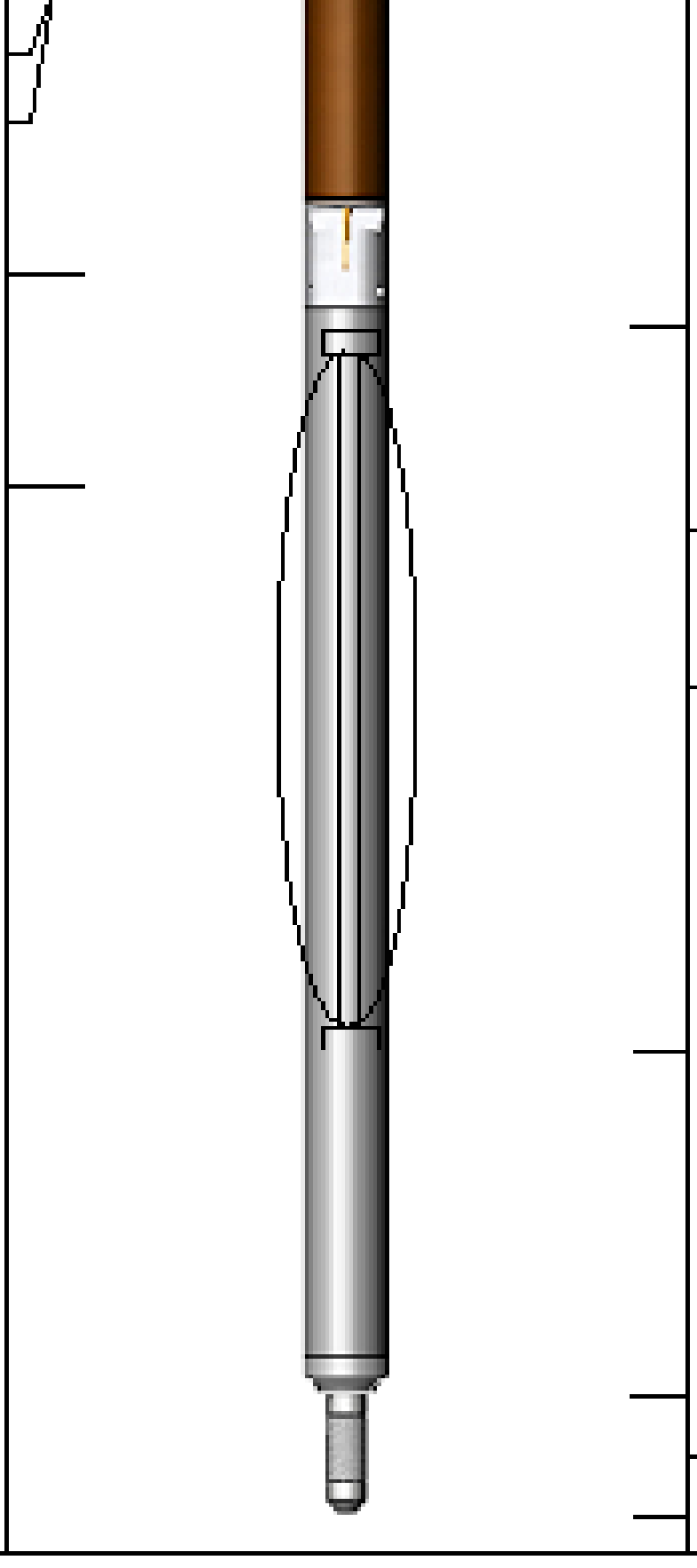

PROBE-GR/DCCL-275 Probe GCT (2107026) Probe 2 3/4" Gamma Ray/Temp/CCL 6 Pin	4.75	2.75	60.00
CENT-Overbody	2.00	4.50	3.00
Bullnose-PROBE Probe Go Pin Pressure Cap	0.33	1.38	1.00

Dataset: pdc_vega02n_rcbl_05252023.db: field/well/run1/main.1
Total length: 18.04 ft
Total weight: 174.00 lb
O.D.: 4.50 in

Calibration Report

Database File pdc_vega02n_rcbl_05252023.db
Dataset Pathname main.1
Dataset Creation Thu May 25 17:31:38 2023

Gamma Ray Calibration Report

Serial Number: 2107026
Tool Model: 275 Probe GCT
Performed: Wed Sep 21 08:38:08 2022

Calibrator Value: 200.0 GAPI

Background Reading: 43.9 cps
Calibrator Reading: 269.1 cps

Sensitivity: 0.8881 GAPI/cps

Segmented Cement Bond Log Calibration Report

Serial Number: 1410-01
Tool Model: RBL-DCT

Calibration Casing Diameter: 5.500 in
Calibration Depth: 0.025 ft

Master Calibration, performed (Derived):

	Raw (v)		Calibrated (mv)		Results	
	Zero	Cal	Zero	Cal	Gain	Offset
3'	0.003	0.618	0.000	71.921	117.057	-0.409
CAL	0.007	0.752				
5'	0.002	0.624	0.000	71.921	115.612	-0.228
SUM						
S1	0.009	0.646	0.000	100.000	156.952	-1.380
S2	0.004	0.666	0.000	100.000	151.172	-0.657
S3	0.004	0.719	0.000	100.000	139.870	-0.613
S4	0.005	0.794	0.000	100.000	126.642	-0.604
S5	0.005	0.790	0.000	100.000	127.364	-0.581
S6	0.004	0.730	0.000	100.000	137.820	-0.609
S7	0.003	0.696	0.000	100.000	144.248	-0.469
S8	0.005	0.678	0.000	100.000	148.496	-0.705

Air Zero Calibration, performed Thu May 25 16:12:52 2023:

	Raw (v)	Calibrated (v)	Results
	Zero	Zero	Offset
3'	0.002	0.000	0.005
5'	0.005	0.000	0.002
SUM			
S1	-0.002	0.000	0.009
S2	0.003	0.000	0.004
S3	0.003	0.000	0.004
S4	0.002	0.000	0.005
S5	0.003	0.000	0.005
S6	0.003	0.000	0.004
S7	0.002	0.000	0.005
S8	0.003	0.000	0.005

Temperature Calibration Report

Serial Number: 1410-01
Tool Model: RBL-DCT
Performed: Thu May 25 16:23:19 2023

	Reference		Reading	
Low Reference:	0.00	degF	0.00	degF
High Reference:	1.00	degF	1.00	degF

Gain: 0.90
Offset: 0.00
Delta Spacing 1

Company	PDC Energy
Well	Vega 2N
Field	Wattenberg
County	Weld
State	Colorado