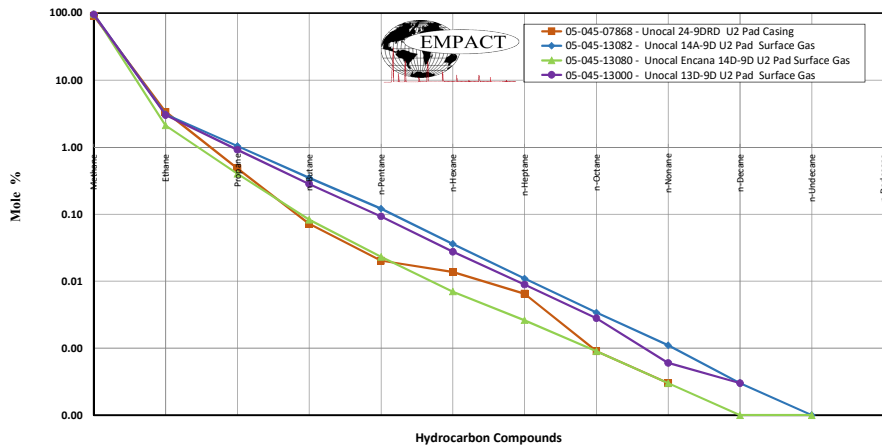
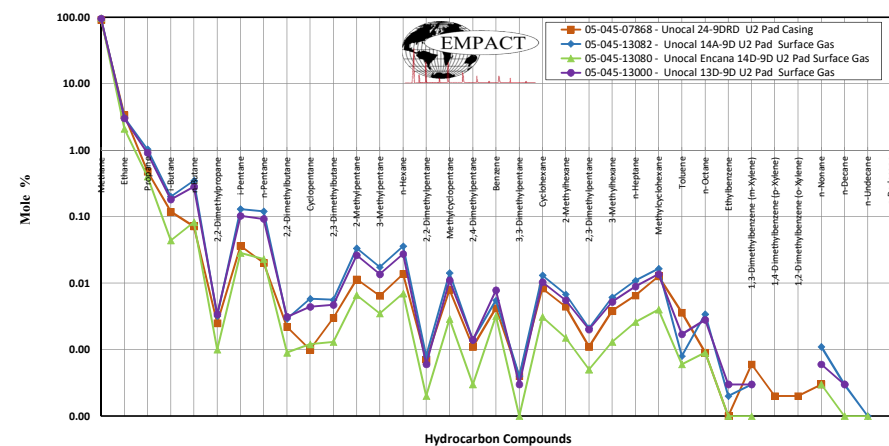


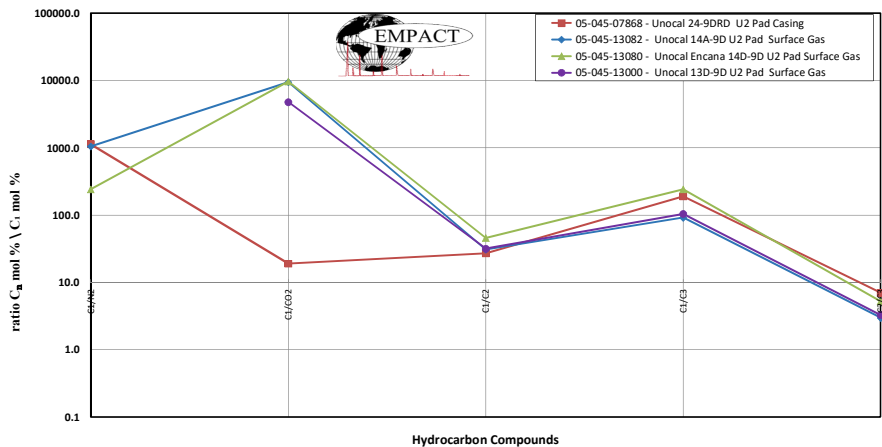
HYDROCARBON COMPOUNDS FROM VARIOUS DHA ANALYSIS IN MOLE % COMPARATIVE BASED ON NORMALS IN ANALYSIS



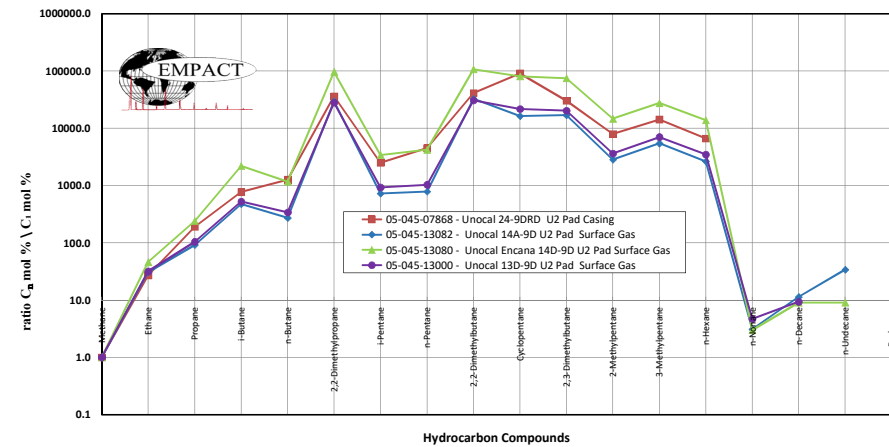
HYDROCARBON COMPOUNDS FROM VARIOUS DHA ANALYSIS IN MOLE % COMPARATIVE BASED ON TOTAL SAMPLE



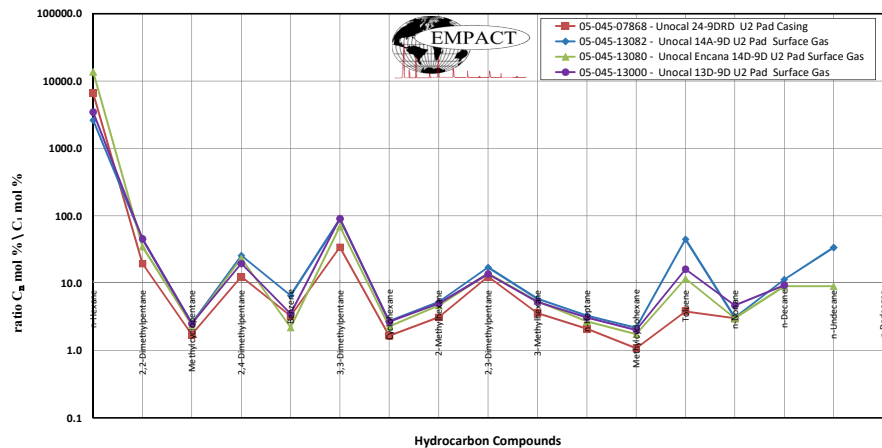
C<sub>1</sub> - C<sub>5</sub>, N<sub>2</sub> & CO<sub>2</sub> FROM VARIOUS DHA ANALYSIS IN MOLE % COMPARATIVE RATIOS



C<sub>1</sub> - C<sub>6</sub> HYDROCARBON COMPOUNDS FROM VARIOUS DHA ANALYSIS IN MOLE % COMPARATIVE BASED ON RATIO TO n-C<sub>1</sub>



C<sub>4</sub> - C<sub>6</sub> HYDROCARBON COMPOUNDS FROM VARIOUS DHA ANALYSIS IN MOLE % COMPARATIVE BASED ON RATIO TO n-C<sub>4</sub>



C<sub>4</sub> - C<sub>6</sub> HYDROCARBON COMPOUNDS FROM VARIOUS DHA ANALYSIS IN MOLE % COMPARATIVE BASED ON RATIO TO n-C<sub>4</sub>

