

TEP Rocky Mountain LLC  
RGU 23-6-297 Pad  
Location #335602



From well pad entrance



From well pad entrance

# TEP Rocky Mountain LLC

## RGU 23-6-297 Pad

### Location #335602



Single tank battery sign



Open end loadline at single tank battery



**TEP Rocky Mountain LLC  
RGU 23-6-297 Pad  
Location #335602**



**Inadequate fluid level inside containment**



**Containment full**

TEP Rocky Mountain LLC  
RGU 23-6-297 Pad  
Location #335602



**Unused equipment**



**Debris at chemical tanks**



TEP Rocky Mountain LLC  
RGU 23-6-297 Pad  
Location #335602



**Open end loadline at main tank battery**



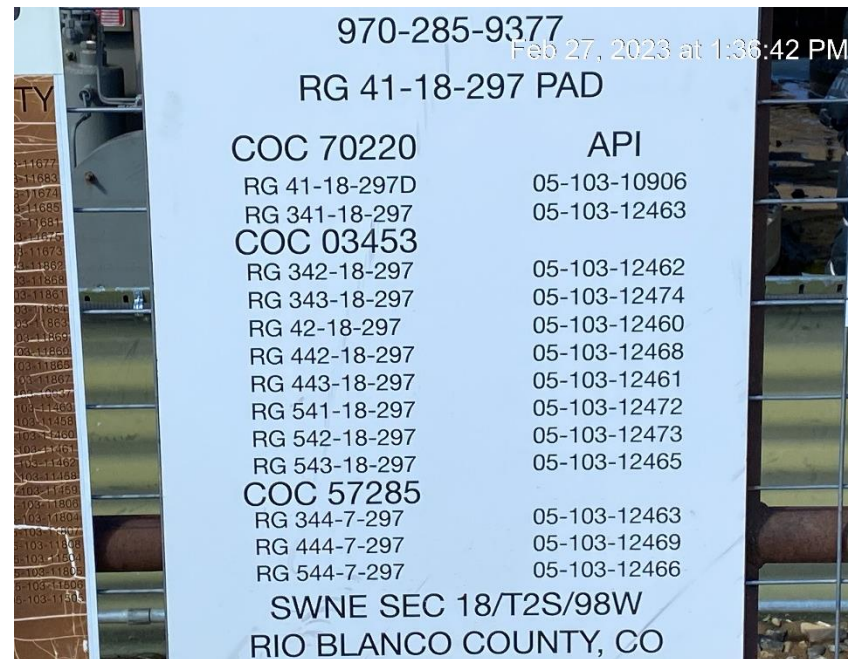
**Hoses inside tank battery**



TEP Rocky Mountain LLC  
RGU 23-6-297 Pad  
Location #335602



Illegible tank sign




Sign at main tank battery



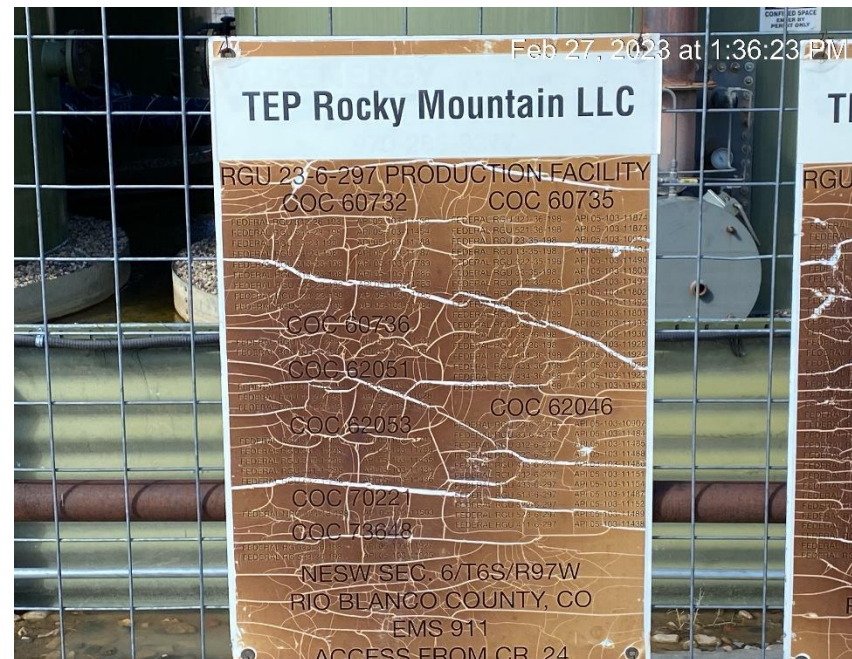
# TEP Rocky Mountain LLC

## RGU 23-6-297 Pad

### Location #335602



Sign at main tank battery



Sign at main tank battery