

Confluence Compliance Companies - CO

Sample Delivery Group: L1534450
Samples Received: 09/09/2022
Project Number: 217411
Description: XTO Apache Canyon

Report To: Chris McKisson
403 ½ Rockwood Lane
Grand Junction, CO 81507

¹ Cp² Tc³ Ss⁴ Cn⁵ Sr⁶ Qc⁷ Gl⁸ Al⁹ Sc

Entire Report Reviewed By:



Chris Ward
Project Manager

Results relate only to the items tested or calibrated and are reported as rounded values. This test report shall not be reproduced, except in full, without written approval of the laboratory. Where applicable, sampling conducted by Pace Analytical National is performed per guidance provided in laboratory standard operating procedures ENV-SOP-MTJL-0067 and ENV-SOP-MTJL-0068. Where sampling conducted by the customer, results relate to the accuracy of the information provided, and as the samples are received.

Pace Analytical National12065 Lebanon Rd Mount Juliet, TN 37122 615-758-5858 800-767-5859 www.pacenational.com

TABLE OF CONTENTS

Cp: Cover Page	1
Tc: Table of Contents	2
Ss: Sample Summary	3
Cn: Case Narrative	7
Sr: Sample Results	8
220906_APACHE_BOTTOM_HOLE_CS2 (1030)13. L1534450-01	8
220906_APACHE_SIDE-WALL_CS3(1040)7.0' L1534450-02	10
220906_APACHE_SIDE-WALL_CS4(1050)7.0' L1534450-03	12
220906_APACHE_SIDE-WALL_CS5(1100)7.0' L1534450-04	14
220906_APACHE_SIDE-WALL_CS6(1115)7.0' L1534450-05	16
220906_APACHE_WATER-FL_AT_PIT_CS7(1200)4 L1534450-06	18
220906_APACHE_METER-HOUSE_CS9(1220)4.5' L1534450-07	20
220906_APACHE_GAS-FL_AT_WH_CS11(1240)3.5 L1534450-08	22
220906_APACHE_WATER-FL_GAS-FL_TO_SWD_SAL L1534450-09	24
220906_APACHE_STOCKPILE_SP1(1130) L1534450-10	26
220906_APACHE_BOTTOM-HOLE_CS1(1015)13.5' L1534450-11	28
220906_APACHE_WATER-FL_AT_METER-HOUSE_CS L1534450-12	30
220906_APACHE_GAS-FL_AT_METER-HOUSE_CS10 L1534450-13	32
Qc: Quality Control Summary	34
Wet Chemistry by Method 7199	34
Wet Chemistry by Method 9045D	35
Wet Chemistry by Method 9050AMod	38
Metals (ICP) by Method 6010B	40
Metals (ICP) by Method 6010B-NE493 Ch 2	43
Metals (ICPMS) by Method 6020	45
Volatile Organic Compounds (GC) by Method 8015D/GRO	48
Volatile Organic Compounds (GC/MS) by Method 8260B	50
Semi-Volatile Organic Compounds (GC) by Method 8015M	52
Semi Volatile Organic Compounds (GC/MS) by Method 8270C-SIM	54
Gl: Glossary of Terms	58
Al: Accreditations & Locations	59
Sc: Sample Chain of Custody	60

¹ Cp
² Tc
³ Ss
⁴ Cn
⁵ Sr
⁶ Qc
⁷ Gl
⁸ Al
⁹ Sc

SAMPLE SUMMARY

220906_APACHE_BOTTOM_HOLE_CS2 (1030)13. L1534450-01 Solid

Collected by Tim Freeman Collected date/time 09/06/22 10:30 Received date/time 09/09/22 08:45

Method	Batch	Dilution	Preparation date/time	Analysis date/time	Analyst	Location
Calculated Results	WG1926589	1	09/20/22 23:15	09/20/22 23:15	CCE	Mt. Juliet, TN
Wet Chemistry by Method 7199	WG1929479	1	09/20/22 20:42	09/28/22 06:22	ARD	Mt. Juliet, TN
Wet Chemistry by Method 9045D	WG1929125	1	09/21/22 10:00	09/21/22 12:00	SGB	Mt. Juliet, TN
Wet Chemistry by Method 9050AMod	WG1927476	1	09/17/22 13:36	09/22/22 12:10	NTG	Mt. Juliet, TN
Metals (ICP) by Method 6010B	WG1924910	1	09/19/22 16:49	09/20/22 17:38	ZSA	Mt. Juliet, TN
Metals (ICP) by Method 6010B-NE493 Ch 2	WG1928847	1	09/21/22 14:20	09/22/22 00:29	CCE	Mt. Juliet, TN
Metals (ICPMS) by Method 6020	WG1924911	5	09/19/22 17:10	09/20/22 14:29	JPD	Mt. Juliet, TN
Volatile Organic Compounds (GC) by Method 8015D/GRO	WG1926632	1.01	09/14/22 16:52	09/15/22 13:44	AV	Mt. Juliet, TN
Volatile Organic Compounds (GC/MS) by Method 8260B	WG1927467	1.01	09/14/22 16:52	09/17/22 18:31	JHH	Mt. Juliet, TN
Semi-Volatile Organic Compounds (GC) by Method 8015M	WG1926743	4	09/16/22 05:11	09/17/22 11:29	JAS	Mt. Juliet, TN
Semi Volatile Organic Compounds (GC/MS) by Method 8270C-SIM	WG1926769	1	09/16/22 08:07	09/16/22 18:10	JRM	Mt. Juliet, TN

220906_APACHE_SIDE-WALL_CS3(1040)7.0' L1534450-02 Solid

Collected by Tim Freeman Collected date/time 09/06/22 10:40 Received date/time 09/09/22 08:45

Method	Batch	Dilution	Preparation date/time	Analysis date/time	Analyst	Location
Calculated Results	WG1926589	1	09/20/22 23:18	09/20/22 23:18	CCE	Mt. Juliet, TN
Wet Chemistry by Method 7199	WG1929479	1	09/20/22 20:42	09/23/22 13:10	ARD	Mt. Juliet, TN
Wet Chemistry by Method 9045D	WG1929125	1	09/21/22 10:00	09/21/22 12:00	SGB	Mt. Juliet, TN
Wet Chemistry by Method 9050AMod	WG1927476	1	09/17/22 13:36	09/22/22 12:10	NTG	Mt. Juliet, TN
Metals (ICP) by Method 6010B	WG1925118	1	09/12/22 21:20	09/13/22 13:43	ZSA	Mt. Juliet, TN
Metals (ICP) by Method 6010B-NE493 Ch 2	WG1928847	1	09/21/22 14:20	09/22/22 00:26	CCE	Mt. Juliet, TN
Metals (ICPMS) by Method 6020	WG1925117	5	09/12/22 21:21	09/13/22 11:46	SJM	Mt. Juliet, TN
Volatile Organic Compounds (GC) by Method 8015D/GRO	WG1926632	1	09/14/22 16:52	09/15/22 14:04	AV	Mt. Juliet, TN
Volatile Organic Compounds (GC/MS) by Method 8260B	WG1927467	1	09/14/22 16:52	09/17/22 18:50	JHH	Mt. Juliet, TN
Semi-Volatile Organic Compounds (GC) by Method 8015M	WG1926743	4	09/16/22 05:11	09/17/22 12:10	JAS	Mt. Juliet, TN
Semi Volatile Organic Compounds (GC/MS) by Method 8270C-SIM	WG1926769	1	09/16/22 08:07	09/16/22 18:50	JRM	Mt. Juliet, TN

220906_APACHE_SIDE-WALL_CS4(1050)7.0' L1534450-03 Solid

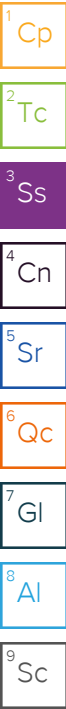
Collected by Tim Freeman Collected date/time 09/06/22 10:50 Received date/time 09/09/22 08:45

Method	Batch	Dilution	Preparation date/time	Analysis date/time	Analyst	Location
Calculated Results	WG1926589	1	09/20/22 23:21	09/20/22 23:21	CCE	Mt. Juliet, TN
Wet Chemistry by Method 7199	WG1929479	1	09/20/22 20:42	09/23/22 13:15	ARD	Mt. Juliet, TN
Wet Chemistry by Method 9045D	WG1929125	1	09/21/22 10:00	09/21/22 12:00	SGB	Mt. Juliet, TN
Wet Chemistry by Method 9050AMod	WG1927476	1	09/17/22 13:36	09/22/22 12:10	NTG	Mt. Juliet, TN
Metals (ICP) by Method 6010B	WG1925118	1	09/12/22 21:20	09/13/22 13:46	ZSA	Mt. Juliet, TN
Metals (ICP) by Method 6010B-NE493 Ch 2	WG1928847	1	09/21/22 14:20	09/22/22 00:24	CCE	Mt. Juliet, TN
Metals (ICPMS) by Method 6020	WG1925117	5	09/12/22 21:21	09/13/22 11:50	SJM	Mt. Juliet, TN
Volatile Organic Compounds (GC) by Method 8015D/GRO	WG1926632	1	09/14/22 16:52	09/15/22 14:46	AV	Mt. Juliet, TN
Volatile Organic Compounds (GC/MS) by Method 8260B	WG1927467	1	09/14/22 16:52	09/17/22 19:09	JHH	Mt. Juliet, TN
Semi-Volatile Organic Compounds (GC) by Method 8015M	WG1926743	10	09/16/22 05:11	09/17/22 11:56	JAS	Mt. Juliet, TN
Semi Volatile Organic Compounds (GC/MS) by Method 8270C-SIM	WG1926769	1	09/16/22 08:07	09/16/22 17:51	JRM	Mt. Juliet, TN

220906_APACHE_SIDE-WALL_CS5(1100)7.0' L1534450-04 Solid

Collected by Tim Freeman Collected date/time 09/06/22 11:00 Received date/time 09/09/22 08:45

Method	Batch	Dilution	Preparation date/time	Analysis date/time	Analyst	Location
Calculated Results	WG1926589	1	09/20/22 23:23	09/20/22 23:23	CCE	Mt. Juliet, TN
Wet Chemistry by Method 7199	WG1929479	1	09/20/22 20:42	09/23/22 13:25	ARD	Mt. Juliet, TN
Wet Chemistry by Method 9045D	WG1929125	1	09/21/22 10:00	09/21/22 12:00	SGB	Mt. Juliet, TN
Wet Chemistry by Method 9050AMod	WG1927476	1	09/17/22 13:36	09/22/22 12:10	NTG	Mt. Juliet, TN

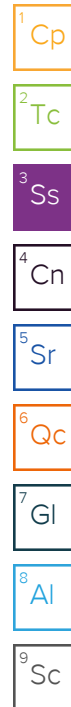


SAMPLE SUMMARY

220906_APACHE_SIDE-WALL_CS5(1100)7.0' L1534450-04 Solid

Collected by Tim Freeman
Collected date/time 09/06/22 11:00
Received date/time 09/09/22 08:45

Method	Batch	Dilution	Preparation date/time	Analysis date/time	Analyst	Location
Metals (ICP) by Method 6010B	WG1925118	1	09/12/22 21:20	09/13/22 13:54	ZSA	Mt. Juliet, TN
Metals (ICP) by Method 6010B-NE493 Ch 2	WG1928847	1	09/21/22 14:20	09/22/22 00:21	CCE	Mt. Juliet, TN
Metals (ICPMS) by Method 6020	WG1925117	5	09/12/22 21:21	09/13/22 12:03	SJM	Mt. Juliet, TN
Volatile Organic Compounds (GC) by Method 8015D/GRO	WG1926632	1	09/14/22 16:52	09/15/22 15:07	AV	Mt. Juliet, TN
Volatile Organic Compounds (GC/MS) by Method 8260B	WG1927467	1	09/14/22 16:52	09/17/22 19:28	JHH	Mt. Juliet, TN
Semi-Volatile Organic Compounds (GC) by Method 8015M	WG1926743	1	09/16/22 05:11	09/17/22 11:43	JAS	Mt. Juliet, TN
Semi Volatile Organic Compounds (GC/MS) by Method 8270C-SIM	WG1926770	1	09/16/22 08:12	09/17/22 17:17	AO	Mt. Juliet, TN



220906_APACHE_SIDE-WALL_CS6(1115)7.0' L1534450-05 Solid

Collected by Tim Freeman
Collected date/time 09/06/22 11:15
Received date/time 09/09/22 08:45

Method	Batch	Dilution	Preparation date/time	Analysis date/time	Analyst	Location
Calculated Results	WG1926589	1	09/20/22 23:26	09/20/22 23:26	CCE	Mt. Juliet, TN
Wet Chemistry by Method 7199	WG1929479	1	09/20/22 20:42	09/23/22 13:30	ARD	Mt. Juliet, TN
Wet Chemistry by Method 9045D	WG1929125	1	09/21/22 10:00	09/21/22 12:00	SGB	Mt. Juliet, TN
Wet Chemistry by Method 9050AMod	WG1927476	1	09/17/22 13:36	09/22/22 12:10	NTG	Mt. Juliet, TN
Metals (ICP) by Method 6010B	WG1925118	1	09/12/22 21:20	09/13/22 13:58	ZSA	Mt. Juliet, TN
Metals (ICP) by Method 6010B-NE493 Ch 2	WG1928847	1	09/21/22 14:20	09/22/22 00:18	CCE	Mt. Juliet, TN
Metals (ICPMS) by Method 6020	WG1925117	5	09/12/22 21:21	09/13/22 12:06	SJM	Mt. Juliet, TN
Volatile Organic Compounds (GC) by Method 8015D/GRO	WG1926632	1	09/14/22 16:52	09/15/22 15:56	AV	Mt. Juliet, TN
Volatile Organic Compounds (GC/MS) by Method 8260B	WG1927467	1.01	09/14/22 16:52	09/17/22 19:46	JHH	Mt. Juliet, TN
Semi-Volatile Organic Compounds (GC) by Method 8015M	WG1926743	1	09/16/22 05:11	09/17/22 10:48	JAS	Mt. Juliet, TN
Semi Volatile Organic Compounds (GC/MS) by Method 8270C-SIM	WG1926770	1	09/16/22 08:12	09/17/22 15:11	AO	Mt. Juliet, TN

220906_APACHE_WATER-FL_AT_PIT_CS7(1200)4 L1534450-06 Solid

Collected by Tim Freeman
Collected date/time 09/06/22 12:00
Received date/time 09/09/22 08:45

Method	Batch	Dilution	Preparation date/time	Analysis date/time	Analyst	Location
Calculated Results	WG1926589	1	09/20/22 23:29	09/20/22 23:29	CCE	Mt. Juliet, TN
Wet Chemistry by Method 7199	WG1929479	1	09/20/22 20:42	09/23/22 13:46	ARD	Mt. Juliet, TN
Wet Chemistry by Method 9045D	WG1929125	1	09/21/22 10:00	09/21/22 12:00	SGB	Mt. Juliet, TN
Wet Chemistry by Method 9050AMod	WG1927476	1	09/17/22 13:36	09/22/22 12:10	NTG	Mt. Juliet, TN
Metals (ICP) by Method 6010B	WG1925118	1	09/12/22 21:20	09/13/22 14:01	ZSA	Mt. Juliet, TN
Metals (ICP) by Method 6010B-NE493 Ch 2	WG1928847	1	09/21/22 14:20	09/22/22 00:15	CCE	Mt. Juliet, TN
Metals (ICPMS) by Method 6020	WG1925117	5	09/12/22 21:21	09/13/22 12:09	SJM	Mt. Juliet, TN
Volatile Organic Compounds (GC) by Method 8015D/GRO	WG1926632	1	09/14/22 16:52	09/15/22 16:29	AV	Mt. Juliet, TN
Volatile Organic Compounds (GC/MS) by Method 8260B	WG1927467	1.01	09/14/22 16:52	09/17/22 20:05	JHH	Mt. Juliet, TN
Semi-Volatile Organic Compounds (GC) by Method 8015M	WG1926743	2	09/16/22 05:11	09/17/22 11:02	JAS	Mt. Juliet, TN
Semi Volatile Organic Compounds (GC/MS) by Method 8270C-SIM	WG1926770	1	09/16/22 08:12	09/17/22 15:29	AO	Mt. Juliet, TN

220906_APACHE_METER-HOUSE_CS9(1220)4.5' L1534450-07 Solid

Collected by Tim Freeman
Collected date/time 09/06/22 12:20
Received date/time 09/09/22 08:45

Method	Batch	Dilution	Preparation date/time	Analysis date/time	Analyst	Location
Calculated Results	WG1926589	1	09/20/22 23:32	09/20/22 23:32	CCE	Mt. Juliet, TN
Wet Chemistry by Method 7199	WG1929479	1	09/20/22 20:42	09/23/22 13:51	ARD	Mt. Juliet, TN
Wet Chemistry by Method 9045D	WG1929125	1	09/21/22 10:00	09/21/22 12:00	SGB	Mt. Juliet, TN
Wet Chemistry by Method 9050AMod	WG1927476	1	09/17/22 13:36	09/22/22 12:10	NTG	Mt. Juliet, TN
Metals (ICP) by Method 6010B	WG1926442	1	09/15/22 08:57	09/15/22 17:50	ZSA	Mt. Juliet, TN
Metals (ICP) by Method 6010B-NE493 Ch 2	WG1928847	1	09/21/22 14:20	09/22/22 00:32	CCE	Mt. Juliet, TN
Metals (ICPMS) by Method 6020	WG1926444	5	09/15/22 08:59	09/15/22 18:51	LD	Mt. Juliet, TN

SAMPLE SUMMARY

220906_APACHE_METER-HOUSE_CS9(1220)4.5' L1534450-07
Solid

Collected by Tim Freeman
Collected date/time 09/06/22 12:20
Received date/time 09/09/22 08:45

Method	Batch	Dilution	Preparation date/time	Analysis date/time	Analyst	Location
Volatile Organic Compounds (GC) by Method 8015D/GRO	WG1926632	1	09/14/22 16:52	09/15/22 17:01	AV	Mt. Juliet, TN
Volatile Organic Compounds (GC/MS) by Method 8260B	WG1927467	1.01	09/14/22 16:52	09/17/22 20:23	JHH	Mt. Juliet, TN
Semi-Volatile Organic Compounds (GC) by Method 8015M	WG1926743	1	09/16/22 05:11	09/16/22 15:52	JAS	Mt. Juliet, TN
Semi Volatile Organic Compounds (GC/MS) by Method 8270C-SIM	WG1926770	1	09/16/22 08:12	09/17/22 11:37	AO	Mt. Juliet, TN

220906_APACHE_GAS-FL_AT_WH_CS11(1240)3.5 L1534450-08
Solid

Collected by Tim Freeman
Collected date/time 09/06/22 12:40
Received date/time 09/09/22 08:45

Method	Batch	Dilution	Preparation date/time	Analysis date/time	Analyst	Location
Calculated Results	WG1926589	1	09/20/22 23:34	09/20/22 23:34	CCE	Mt. Juliet, TN
Wet Chemistry by Method 7199	WG1929479	1	09/20/22 20:42	09/23/22 13:56	ARD	Mt. Juliet, TN
Wet Chemistry by Method 9045D	WG1928926	1	09/20/22 14:00	09/20/22 16:00	SGB	Mt. Juliet, TN
Wet Chemistry by Method 9050AMod	WG1927476	1	09/17/22 13:36	09/22/22 12:10	NTG	Mt. Juliet, TN
Metals (ICP) by Method 6010B	WG1924910	1	09/19/22 16:49	09/20/22 17:41	ZSA	Mt. Juliet, TN
Metals (ICP) by Method 6010B-NE493 Ch 2	WG1928847	1	09/21/22 14:20	09/22/22 00:35	CCE	Mt. Juliet, TN
Metals (ICPMS) by Method 6020	WG1924911	5	09/19/22 17:10	09/20/22 14:32	JPD	Mt. Juliet, TN
Volatile Organic Compounds (GC) by Method 8015D/GRO	WG1926632	1	09/14/22 16:52	09/15/22 17:22	AV	Mt. Juliet, TN
Volatile Organic Compounds (GC/MS) by Method 8260B	WG1927467	1	09/14/22 16:52	09/17/22 20:42	JHH	Mt. Juliet, TN
Semi-Volatile Organic Compounds (GC) by Method 8015M	WG1926743	1	09/16/22 05:11	09/16/22 16:20	JAS	Mt. Juliet, TN
Semi Volatile Organic Compounds (GC/MS) by Method 8270C-SIM	WG1926770	1	09/16/22 08:12	09/17/22 15:47	AO	Mt. Juliet, TN

220906_APACHE_WATER-FL_GAS-FL_TO_SWD_SAL L1534450-09 Solid

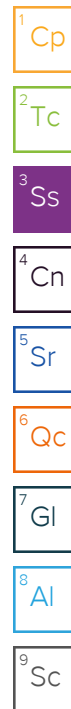
Collected by Tim Freeman
Collected date/time 09/06/22 13:30
Received date/time 09/09/22 08:45

Method	Batch	Dilution	Preparation date/time	Analysis date/time	Analyst	Location
Calculated Results	WG1926589	1	09/20/22 23:37	09/20/22 23:37	CCE	Mt. Juliet, TN
Wet Chemistry by Method 7199	WG1929479	1	09/20/22 20:42	09/23/22 14:01	ARD	Mt. Juliet, TN
Wet Chemistry by Method 9045D	WG1928926	1	09/20/22 14:00	09/20/22 16:00	SGB	Mt. Juliet, TN
Wet Chemistry by Method 9050AMod	WG1927476	1	09/17/22 13:36	09/22/22 12:10	NTG	Mt. Juliet, TN
Metals (ICP) by Method 6010B	WG1924910	1	09/19/22 16:49	09/20/22 17:44	ZSA	Mt. Juliet, TN
Metals (ICP) by Method 6010B-NE493 Ch 2	WG1928847	1	09/21/22 14:20	09/21/22 23:27	CCE	Mt. Juliet, TN
Metals (ICPMS) by Method 6020	WG1924911	5	09/19/22 17:10	09/20/22 14:36	JPD	Mt. Juliet, TN
Volatile Organic Compounds (GC) by Method 8015D/GRO	WG1926632	1	09/14/22 16:52	09/15/22 17:42	AV	Mt. Juliet, TN
Volatile Organic Compounds (GC/MS) by Method 8260B	WG1927478	1	09/14/22 16:52	09/17/22 08:26	DWR	Mt. Juliet, TN
Semi-Volatile Organic Compounds (GC) by Method 8015M	WG1926743	1	09/16/22 05:11	09/16/22 16:06	JAS	Mt. Juliet, TN
Semi Volatile Organic Compounds (GC/MS) by Method 8270C-SIM	WG1926770	1	09/16/22 08:12	09/17/22 16:05	AO	Mt. Juliet, TN

220906_APACHE_STOCKPILE_SP1(1130) L1534450-10 Solid

Collected by Tim Freeman
Collected date/time 09/06/22 11:40
Received date/time 09/09/22 08:45

Method	Batch	Dilution	Preparation date/time	Analysis date/time	Analyst	Location
Calculated Results	WG1926589	1	09/20/22 23:45	09/20/22 23:45	CCE	Mt. Juliet, TN
Wet Chemistry by Method 7199	WG1929479	1	09/20/22 20:42	09/23/22 14:07	ARD	Mt. Juliet, TN
Wet Chemistry by Method 9045D	WG1929264	1	09/20/22 15:00	09/20/22 17:00	SGB	Mt. Juliet, TN
Wet Chemistry by Method 9050AMod	WG1927476	1	09/17/22 13:36	09/22/22 12:10	NTG	Mt. Juliet, TN
Metals (ICP) by Method 6010B	WG1924910	1	09/19/22 16:49	09/20/22 17:46	ZSA	Mt. Juliet, TN
Metals (ICP) by Method 6010B-NE493 Ch 2	WG1928847	1	09/21/22 14:20	09/21/22 23:30	CCE	Mt. Juliet, TN
Metals (ICPMS) by Method 6020	WG1924911	5	09/19/22 17:10	09/20/22 14:39	JPD	Mt. Juliet, TN
Volatile Organic Compounds (GC) by Method 8015D/GRO	WG1926632	1	09/14/22 16:52	09/15/22 18:31	AV	Mt. Juliet, TN
Volatile Organic Compounds (GC/MS) by Method 8260B	WG1927478	1.01	09/14/22 16:52	09/17/22 09:40	DWR	Mt. Juliet, TN
Semi-Volatile Organic Compounds (GC) by Method 8015M	WG1926743	10	09/16/22 05:11	09/17/22 11:16	JAS	Mt. Juliet, TN



SAMPLE SUMMARY

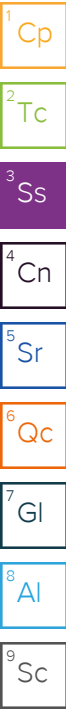
220906_APACHE_STOCKPILE_SP1(1130) L1534450-10 Solid

Collected by
Tim Freeman

Collected date/time
09/06/22 11:40

Received date/time
09/09/22 08:45

Method	Batch	Dilution	Preparation date/time	Analysis date/time	Analyst	Location
Semi Volatile Organic Compounds (GC/MS) by Method 8270C-SIM	WG1926770	1	09/16/22 08:12	09/17/22 17:53	AO	Mt. Juliet, TN



220906_APACHE_BOTTOM-HOLE_CS1(1015)13.5' L1534450-11 Solid

Collected by
Tim Freeman

Collected date/time
09/06/22 10:15

Received date/time
09/09/22 08:45

Method	Batch	Dilution	Preparation date/time	Analysis date/time	Analyst	Location
Calculated Results	WG1926589	1	09/20/22 23:48	09/20/22 23:48	CCE	Mt. Juliet, TN
Wet Chemistry by Method 7199	WG1929479	1	09/20/22 20:42	09/23/22 14:12	ARD	Mt. Juliet, TN
Wet Chemistry by Method 9045D	WG1929264	1	09/20/22 15:00	09/20/22 17:00	SGB	Mt. Juliet, TN
Wet Chemistry by Method 9050AMod	WG1927576	1	09/17/22 13:19	09/23/22 11:10	NTG	Mt. Juliet, TN
Metals (ICP) by Method 6010B	WG1926442	1	09/15/22 08:57	09/15/22 17:37	ZSA	Mt. Juliet, TN
Metals (ICP) by Method 6010B-NE493 Ch 2	WG1925597	1	09/14/22 08:31	09/15/22 22:40	CCE	Mt. Juliet, TN
Metals (ICPMS) by Method 6020	WG1926444	5	09/15/22 08:59	09/15/22 18:35	LD	Mt. Juliet, TN
Volatile Organic Compounds (GC) by Method 8015D/GRO	WG1926632	1	09/14/22 16:52	09/15/22 18:52	AV	Mt. Juliet, TN
Volatile Organic Compounds (GC/MS) by Method 8260B	WG1927478	1	09/14/22 16:52	09/17/22 09:59	DWR	Mt. Juliet, TN
Semi-Volatile Organic Compounds (GC) by Method 8015M	WG1926744	1	09/16/22 05:16	09/16/22 13:17	JAS	Mt. Juliet, TN
Semi Volatile Organic Compounds (GC/MS) by Method 8270C-SIM	WG1926770	1	09/16/22 08:12	09/17/22 17:35	AO	Mt. Juliet, TN

220906_APACHE_WATER-FL_AT_METER-HOUSE_CS L1534450-12 Solid

Collected by
Tim Freeman

Collected date/time
09/06/22 12:10

Received date/time
09/09/22 08:45

Method	Batch	Dilution	Preparation date/time	Analysis date/time	Analyst	Location
Calculated Results	WG1926589	1	09/20/22 23:51	09/20/22 23:51	CCE	Mt. Juliet, TN
Wet Chemistry by Method 7199	WG1929479	1	09/20/22 20:42	09/23/22 14:18	ARD	Mt. Juliet, TN
Wet Chemistry by Method 9045D	WG1929264	1	09/20/22 15:00	09/20/22 17:00	SGB	Mt. Juliet, TN
Wet Chemistry by Method 9050AMod	WG1927576	1	09/17/22 13:19	09/23/22 11:10	NTG	Mt. Juliet, TN
Metals (ICP) by Method 6010B	WG1926442	1	09/15/22 08:57	09/15/22 17:53	ZSA	Mt. Juliet, TN
Metals (ICP) by Method 6010B-NE493 Ch 2	WG1925597	1	09/14/22 08:31	09/15/22 22:42	CCE	Mt. Juliet, TN
Metals (ICPMS) by Method 6020	WG1926444	5	09/15/22 08:59	09/15/22 18:55	LD	Mt. Juliet, TN
Volatile Organic Compounds (GC) by Method 8015D/GRO	WG1926632	1	09/14/22 16:52	09/15/22 19:12	AV	Mt. Juliet, TN
Volatile Organic Compounds (GC/MS) by Method 8260B	WG1927478	1	09/14/22 16:52	09/17/22 10:19	DWR	Mt. Juliet, TN
Semi-Volatile Organic Compounds (GC) by Method 8015M	WG1926744	1	09/16/22 05:16	09/16/22 17:31	JAS	Mt. Juliet, TN
Semi Volatile Organic Compounds (GC/MS) by Method 8270C-SIM	WG1926770	1	09/16/22 08:12	09/17/22 16:22	AO	Mt. Juliet, TN

220906_APACHE_GAS-FL_AT_METER-HOUSE_CS10 L1534450-13 Solid

Collected by
Tim Freeman

Collected date/time
09/06/22 12:30

Received date/time
09/09/22 08:45

Method	Batch	Dilution	Preparation date/time	Analysis date/time	Analyst	Location
Calculated Results	WG1926589	1	09/20/22 23:53	09/20/22 23:53	CCE	Mt. Juliet, TN
Wet Chemistry by Method 7199	WG1929479	1	09/20/22 20:42	09/23/22 14:25	ARD	Mt. Juliet, TN
Wet Chemistry by Method 9045D	WG1929264	1	09/20/22 15:00	09/20/22 17:00	SGB	Mt. Juliet, TN
Wet Chemistry by Method 9050AMod	WG1927576	1	09/17/22 13:19	09/23/22 11:10	NTG	Mt. Juliet, TN
Metals (ICP) by Method 6010B	WG1926442	1	09/15/22 08:57	09/15/22 17:56	ZSA	Mt. Juliet, TN
Metals (ICP) by Method 6010B-NE493 Ch 2	WG1925597	1	09/14/22 08:31	09/15/22 22:45	CCE	Mt. Juliet, TN
Metals (ICPMS) by Method 6020	WG1926444	5	09/15/22 08:59	09/15/22 18:58	LD	Mt. Juliet, TN
Volatile Organic Compounds (GC) by Method 8015D/GRO	WG1927118	1.01	09/14/22 16:52	09/15/22 22:11	ACG	Mt. Juliet, TN
Volatile Organic Compounds (GC/MS) by Method 8260B	WG1927478	1.01	09/14/22 16:52	09/17/22 10:38	DWR	Mt. Juliet, TN
Semi-Volatile Organic Compounds (GC) by Method 8015M	WG1926744	1	09/16/22 05:16	09/16/22 13:04	JAS	Mt. Juliet, TN
Semi Volatile Organic Compounds (GC/MS) by Method 8270C-SIM	WG1926770	1	09/16/22 08:12	09/17/22 16:40	AO	Mt. Juliet, TN

CASE NARRATIVE

All sample aliquots were received at the correct temperature, in the proper containers, with the appropriate preservatives, and within method specified holding times, unless qualified or notated within the report. Where applicable, all MDL (LOD) and RDL (LOQ) values reported for environmental samples have been corrected for the dilution factor used in the analysis. All Method and Batch Quality Control are within established criteria except where addressed in this case narrative, a non-conformance form or properly qualified within the sample results. By my digital signature below, I affirm to the best of my knowledge, all problems/anomalies observed by the laboratory as having the potential to affect the quality of the data have been identified by the laboratory, and no information or data have been knowingly withheld that would affect the quality of the data.



Chris Ward
Project Manager

Report Revision History

Level II Report - Version 1: 09/30/22 11:53

Project Narrative

Rerun for 915 specific list



Calculated Results

Analyte	Result	Qualifier	Dilution	Analysis date / time	Batch
Sodium Adsorption Ratio	3.49		1	09/20/2022 23:15	WG1926589

Wet Chemistry by Method 7199

Analyte	Result mg/kg	Qualifier	MDL mg/kg	RDL mg/kg	Dilution	Analysis date / time	Batch
Hexavalent Chromium	U		0.255	1.00	1	09/28/2022 06:22	WG1929479

Wet Chemistry by Method 9045D

Analyte	Result su	Qualifier	Dilution	Analysis date / time	Batch
pH	8.57	T8	1	09/21/2022 12:00	WG1929125

Sample Narrative:

L1534450-01 WG1929125: 8.57 at 21.7C

Wet Chemistry by Method 9050AMod

Analyte	Result umhos/cm	Qualifier	RDL umhos/cm	Dilution	Analysis date / time	Batch
Specific Conductance	280		10.0	1	09/22/2022 12:10	WG1927476

Sample Narrative:

L1534450-01 WG1927476: at 25C

Metals (ICP) by Method 6010B

Analyte	Result mg/kg	Qualifier	MDL mg/kg	RDL mg/kg	Dilution	Analysis date / time	Batch
Barium	222		0.0852	0.500	1	09/20/2022 17:38	WG1924910
Cadmium	0.299	J	0.0471	0.500	1	09/20/2022 17:38	WG1924910
Copper	55.2		0.400	2.00	1	09/20/2022 17:38	WG1924910
Lead	20.2		0.208	0.500	1	09/20/2022 17:38	WG1924910
Nickel	33.6		0.132	2.00	1	09/20/2022 17:38	WG1924910
Selenium	0.899	J	0.764	2.00	1	09/20/2022 17:38	WG1924910
Silver	U		0.127	1.00	1	09/20/2022 17:38	WG1924910
Zinc	98.9		0.832	5.00	1	09/20/2022 17:38	WG1924910

Metals (ICP) by Method 6010B-NE493 Ch 2

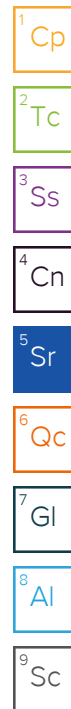
Analyte	Result mg/l	Qualifier	MDL mg/l	RDL mg/l	Dilution	Analysis date / time	Batch
Hot Water Sol. Boron	0.110	J	0.0167	0.200	1	09/22/2022 00:29	WG1928847

Metals (ICPMS) by Method 6020

Analyte	Result mg/kg	Qualifier	MDL mg/kg	RDL mg/kg	Dilution	Analysis date / time	Batch
Arsenic	4.01		0.100	1.00	5	09/20/2022 14:29	WG1924911

Volatile Organic Compounds (GC) by Method 8015D/GRO

Analyte	Result mg/kg	Qualifier	MDL mg/kg	RDL mg/kg	Dilution	Analysis date / time	Batch
TPH (GC/FID) Low Fraction	0.109		0.0219	0.101	1.01	09/15/2022 13:44	WG1926632
(S) <i>a,a,a</i> -Trifluorotoluene(FID)	90.0			77.0-120		09/15/2022 13:44	WG1926632



Volatile Organic Compounds (GC/MS) by Method 8260B

Analyte	Result mg/kg	Qualifier	MDL mg/kg	RDL mg/kg	Dilution	Analysis date / time	Batch
Benzene	0.00114		0.000472	0.00101	1.01	09/17/2022 18:31	WG1927467
Toluene	0.00904		0.00131	0.00505	1.01	09/17/2022 18:31	WG1927467
Ethylbenzene	0.0486		0.000744	0.00253	1.01	09/17/2022 18:31	WG1927467
Xylenes, Total	0.384		0.000889	0.00656	1.01	09/17/2022 18:31	WG1927467
1,2,4-Trimethylbenzene	0.165		0.00160	0.00505	1.01	09/17/2022 18:31	WG1927467
1,3,5-Trimethylbenzene	0.0355		0.00202	0.00505	1.01	09/17/2022 18:31	WG1927467
(S) Toluene-d8	114			75.0-131		09/17/2022 18:31	WG1927467
(S) 4-Bromofluorobenzene	101			67.0-138		09/17/2022 18:31	WG1927467
(S) 1,2-Dichloroethane-d4	86.7			70.0-130		09/17/2022 18:31	WG1927467

Semi-Volatile Organic Compounds (GC) by Method 8015M

Analyte	Result mg/kg	Qualifier	MDL mg/kg	RDL mg/kg	Dilution	Analysis date / time	Batch
C10-C28 Diesel Range	60.4		6.44	16.0	4	09/17/2022 11:29	WG1926743
C28-C36 Motor Oil Range	56.5		1.10	16.0	4	09/17/2022 11:29	WG1926743
(S) o-Terphenyl	58.0			18.0-148		09/17/2022 11:29	WG1926743

Semi Volatile Organic Compounds (GC/MS) by Method 8270C-SIM

Analyte	Result mg/kg	Qualifier	MDL mg/kg	RDL mg/kg	Dilution	Analysis date / time	Batch
Anthracene	U		0.00230	0.00600	1	09/16/2022 18:10	WG1926769
Acenaphthene	0.0141		0.00209	0.00600	1	09/16/2022 18:10	WG1926769
Benzo(a)anthracene	0.0114		0.00173	0.00600	1	09/16/2022 18:10	WG1926769
Benzo(a)pyrene	0.00650		0.00179	0.00600	1	09/16/2022 18:10	WG1926769
Benzo(b)fluoranthene	0.00993		0.00153	0.00600	1	09/16/2022 18:10	WG1926769
Benzo(k)fluoranthene	U		0.00215	0.00600	1	09/16/2022 18:10	WG1926769
Chrysene	0.0118		0.00232	0.00600	1	09/16/2022 18:10	WG1926769
Dibenz(a,h)anthracene	0.00229	U	0.00172	0.00600	1	09/16/2022 18:10	WG1926769
Fluoranthene	0.0107		0.00227	0.00600	1	09/16/2022 18:10	WG1926769
Fluorene	0.0289		0.00205	0.00600	1	09/16/2022 18:10	WG1926769
Indeno(1,2,3-cd)pyrene	0.00270	U	0.00181	0.00600	1	09/16/2022 18:10	WG1926769
Naphthalene	0.322		0.00408	0.0200	1	09/16/2022 18:10	WG1926769
Pyrene	0.0121		0.00200	0.00600	1	09/16/2022 18:10	WG1926769
1-Methylnaphthalene	0.412		0.00449	0.0200	1	09/16/2022 18:10	WG1926769
2-Methylnaphthalene	0.822		0.00427	0.0200	1	09/16/2022 18:10	WG1926769
(S) p-Terphenyl-d14	63.6			23.0-120		09/16/2022 18:10	WG1926769
(S) Nitrobenzene-d5	84.6			14.0-149		09/16/2022 18:10	WG1926769
(S) 2-Fluorobiphenyl	63.3			34.0-125		09/16/2022 18:10	WG1926769

1 Cp

2 Tc

3 Ss

4 Cn

5 Sr

6 Qc

7 Gl

8 Al

9 Sc

Calculated Results

Analyte	Result	Qualifier	Dilution	Analysis date / time	Batch
Sodium Adsorption Ratio	3.16		1	09/20/2022 23:18	WG1926589

Wet Chemistry by Method 7199

Analyte	Result mg/kg	Qualifier	MDL mg/kg	RDL mg/kg	Dilution	Analysis date / time	Batch
Hexavalent Chromium	U		0.255	1.00	1	09/23/2022 13:10	WG1929479

Wet Chemistry by Method 9045D

Analyte	Result su	Qualifier	Dilution	Analysis date / time	Batch
pH	7.58	T8	1	09/21/2022 12:00	WG1929125

Sample Narrative:

L1534450-02 WG1929125: 7.58 at 21.7C

Wet Chemistry by Method 9050AMod

Analyte	Result umhos/cm	Qualifier	RDL umhos/cm	Dilution	Analysis date / time	Batch
Specific Conductance	1620		10.0	1	09/22/2022 12:10	WG1927476

Sample Narrative:

L1534450-02 WG1927476: at 25C

Metals (ICP) by Method 6010B

Analyte	Result mg/kg	Qualifier	MDL mg/kg	RDL mg/kg	Dilution	Analysis date / time	Batch
Barium	280		0.0852	0.500	1	09/13/2022 13:43	WG1925118
Cadmium	U		0.0471	0.500	1	09/13/2022 13:43	WG1925118
Copper	33.6		0.400	2.00	1	09/13/2022 13:43	WG1925118
Lead	13.9		0.208	0.500	1	09/13/2022 13:43	WG1925118
Nickel	15.6		0.132	2.00	1	09/13/2022 13:43	WG1925118
Selenium	1.68	J	0.764	2.00	1	09/13/2022 13:43	WG1925118
Silver	U		0.127	1.00	1	09/13/2022 13:43	WG1925118
Zinc	70.7		0.832	5.00	1	09/13/2022 13:43	WG1925118

Metals (ICP) by Method 6010B-NE493 Ch 2

Analyte	Result mg/l	Qualifier	MDL mg/l	RDL mg/l	Dilution	Analysis date / time	Batch
Hot Water Sol. Boron	1.31		0.0167	0.200	1	09/22/2022 00:26	WG1928847

Metals (ICPMS) by Method 6020

Analyte	Result mg/kg	Qualifier	MDL mg/kg	RDL mg/kg	Dilution	Analysis date / time	Batch
Arsenic	2.65		0.100	1.00	5	09/13/2022 11:46	WG1925117

Volatile Organic Compounds (GC) by Method 8015D/GRO

Analyte	Result mg/kg	Qualifier	MDL mg/kg	RDL mg/kg	Dilution	Analysis date / time	Batch
TPH (GC/FID) Low Fraction	0.361		0.0217	0.100	1	09/15/2022 14:04	WG1926632
(S) <i>a,a,a</i> -Trifluorotoluene(FID)	93.3			77.0-120		09/15/2022 14:04	WG1926632

1 Cp

2 Tc

3 Ss

4 Cn

5 Sr

6 Qc

7 Gl

8 Al

9 Sc

Volatile Organic Compounds (GC/MS) by Method 8260B

Analyte	Result mg/kg	Qualifier	MDL mg/kg	RDL mg/kg	Dilution	Analysis date / time	Batch
Benzene	0.00255		0.000467	0.00100	1	09/17/2022 18:50	WG1927467
Toluene	0.00895		0.00130	0.00500	1	09/17/2022 18:50	WG1927467
Ethylbenzene	0.00232	U	0.000737	0.00250	1	09/17/2022 18:50	WG1927467
Xylenes, Total	0.0183		0.000880	0.00650	1	09/17/2022 18:50	WG1927467
1,2,4-Trimethylbenzene	0.00968		0.00158	0.00500	1	09/17/2022 18:50	WG1927467
1,3,5-Trimethylbenzene	0.00395	U	0.00200	0.00500	1	09/17/2022 18:50	WG1927467
(S) Toluene-d8	120			75.0-131		09/17/2022 18:50	WG1927467
(S) 4-Bromofluorobenzene	97.3			67.0-138		09/17/2022 18:50	WG1927467
(S) 1,2-Dichloroethane-d4	73.6			70.0-130		09/17/2022 18:50	WG1927467

Semi-Volatile Organic Compounds (GC) by Method 8015M

Analyte	Result mg/kg	Qualifier	MDL mg/kg	RDL mg/kg	Dilution	Analysis date / time	Batch
C10-C28 Diesel Range	134		6.44	16.0	4	09/17/2022 12:10	WG1926743
C28-C36 Motor Oil Range	123		1.10	16.0	4	09/17/2022 12:10	WG1926743
(S) o-Terphenyl	73.2			18.0-148		09/17/2022 12:10	WG1926743

Semi Volatile Organic Compounds (GC/MS) by Method 8270C-SIM

Analyte	Result mg/kg	Qualifier	MDL mg/kg	RDL mg/kg	Dilution	Analysis date / time	Batch
Anthracene	U		0.00230	0.00600	1	09/16/2022 18:50	WG1926769
Acenaphthene	0.00292	U	0.00209	0.00600	1	09/16/2022 18:50	WG1926769
Benzo(a)anthracene	0.00603		0.00173	0.00600	1	09/16/2022 18:50	WG1926769
Benzo(a)pyrene	0.00380	U	0.00179	0.00600	1	09/16/2022 18:50	WG1926769
Benzo(b)fluoranthene	0.00802		0.00153	0.00600	1	09/16/2022 18:50	WG1926769
Benzo(k)fluoranthene	U		0.00215	0.00600	1	09/16/2022 18:50	WG1926769
Chrysene	0.00789		0.00232	0.00600	1	09/16/2022 18:50	WG1926769
Dibenz(a,h)anthracene	U		0.00172	0.00600	1	09/16/2022 18:50	WG1926769
Fluoranthene	0.00679		0.00227	0.00600	1	09/16/2022 18:50	WG1926769
Fluorene	0.0120		0.00205	0.00600	1	09/16/2022 18:50	WG1926769
Indeno(1,2,3-cd)pyrene	0.00219	U	0.00181	0.00600	1	09/16/2022 18:50	WG1926769
Naphthalene	0.171		0.00408	0.0200	1	09/16/2022 18:50	WG1926769
Pyrene	0.00823		0.00200	0.00600	1	09/16/2022 18:50	WG1926769
1-Methylnaphthalene	0.129		0.00449	0.0200	1	09/16/2022 18:50	WG1926769
2-Methylnaphthalene	0.227		0.00427	0.0200	1	09/16/2022 18:50	WG1926769
(S) p-Terphenyl-d14	59.6			23.0-120		09/16/2022 18:50	WG1926769
(S) Nitrobenzene-d5	121			14.0-149		09/16/2022 18:50	WG1926769
(S) 2-Fluorobiphenyl	58.7			34.0-125		09/16/2022 18:50	WG1926769

1 Cp

2 Tc

3 Ss

4 Cn

5 Sr

6 Qc

7 Gl

8 Al

9 Sc

Calculated Results

Analyte	Result	Qualifier	Dilution	Analysis date / time	Batch
Sodium Adsorption Ratio	4.13		1	09/20/2022 23:21	WG1926589

Wet Chemistry by Method 7199

Analyte	Result mg/kg	Qualifier	MDL mg/kg	RDL mg/kg	Dilution	Analysis date / time	Batch
Hexavalent Chromium	0.530	J	0.255	1.00	1	09/23/2022 13:15	WG1929479

Wet Chemistry by Method 9045D

Analyte	Result su	Qualifier	Dilution	Analysis date / time	Batch
pH	8.02	T8	1	09/21/2022 12:00	WG1929125

Sample Narrative:

L1534450-03 WG1929125: 8.02 at 21.8C

Wet Chemistry by Method 9050AMod

Analyte	Result umhos/cm	Qualifier	RDL umhos/cm	Dilution	Analysis date / time	Batch
Specific Conductance	1480		10.0	1	09/22/2022 12:10	WG1927476

Sample Narrative:

L1534450-03 WG1927476: at 25C

Metals (ICP) by Method 6010B

Analyte	Result mg/kg	Qualifier	MDL mg/kg	RDL mg/kg	Dilution	Analysis date / time	Batch
Barium	310		0.0852	0.500	1	09/13/2022 13:46	WG1925118
Cadmium	U		0.0471	0.500	1	09/13/2022 13:46	WG1925118
Copper	32.7		0.400	2.00	1	09/13/2022 13:46	WG1925118
Lead	13.3		0.208	0.500	1	09/13/2022 13:46	WG1925118
Nickel	15.9		0.132	2.00	1	09/13/2022 13:46	WG1925118
Selenium	1.05	J	0.764	2.00	1	09/13/2022 13:46	WG1925118
Silver	U		0.127	1.00	1	09/13/2022 13:46	WG1925118
Zinc	64.9		0.832	5.00	1	09/13/2022 13:46	WG1925118

Metals (ICP) by Method 6010B-NE493 Ch 2

Analyte	Result mg/l	Qualifier	MDL mg/l	RDL mg/l	Dilution	Analysis date / time	Batch
Hot Water Sol. Boron	0.228		0.0167	0.200	1	09/22/2022 00:24	WG1928847

Metals (ICPMS) by Method 6020

Analyte	Result mg/kg	Qualifier	MDL mg/kg	RDL mg/kg	Dilution	Analysis date / time	Batch
Arsenic	2.34		0.100	1.00	5	09/13/2022 11:50	WG1925117

Volatile Organic Compounds (GC) by Method 8015D/GRO

Analyte	Result mg/kg	Qualifier	MDL mg/kg	RDL mg/kg	Dilution	Analysis date / time	Batch
TPH (GC/FID) Low Fraction	0.282		0.0217	0.100	1	09/15/2022 14:46	WG1926632
(S) a,a,a-Trifluorotoluene(FID)	93.0			77.0-120		09/15/2022 14:46	WG1926632

1 Cp

2 Tc

3 Ss

4 Cn

5 Sr

6 Qc

7 Gl

8 Al

9 Sc

Volatile Organic Compounds (GC/MS) by Method 8260B

Analyte	Result mg/kg	Qualifier	MDL mg/kg	RDL mg/kg	Dilution	Analysis date / time	Batch
Benzene	U		0.000467	0.00100	1	09/17/2022 19:09	WG1927467
Toluene	0.00208	U	0.00130	0.00500	1	09/17/2022 19:09	WG1927467
Ethylbenzene	0.00107	U	0.000737	0.00250	1	09/17/2022 19:09	WG1927467
Xylenes, Total	0.00445	U	0.000880	0.00650	1	09/17/2022 19:09	WG1927467
1,2,4-Trimethylbenzene	0.00170	U	0.00158	0.00500	1	09/17/2022 19:09	WG1927467
1,3,5-Trimethylbenzene	U		0.00200	0.00500	1	09/17/2022 19:09	WG1927467
(S) Toluene-d8	119			75.0-131		09/17/2022 19:09	WG1927467
(S) 4-Bromofluorobenzene	97.6			67.0-138		09/17/2022 19:09	WG1927467
(S) 1,2-Dichloroethane-d4	78.6			70.0-130		09/17/2022 19:09	WG1927467

Semi-Volatile Organic Compounds (GC) by Method 8015M

Analyte	Result mg/kg	Qualifier	MDL mg/kg	RDL mg/kg	Dilution	Analysis date / time	Batch
C10-C28 Diesel Range	86.9		16.1	40.0	10	09/17/2022 11:56	WG1926743
C28-C36 Motor Oil Range	82.7		2.74	40.0	10	09/17/2022 11:56	WG1926743
(S) o-Terphenyl	79.6			18.0-148		09/17/2022 11:56	WG1926743

Semi Volatile Organic Compounds (GC/MS) by Method 8270C-SIM

Analyte	Result mg/kg	Qualifier	MDL mg/kg	RDL mg/kg	Dilution	Analysis date / time	Batch
Anthracene	U		0.00230	0.00600	1	09/16/2022 17:51	WG1926769
Acenaphthene	U		0.00209	0.00600	1	09/16/2022 17:51	WG1926769
Benzo(a)anthracene	0.00238	U	0.00173	0.00600	1	09/16/2022 17:51	WG1926769
Benzo(a)pyrene	U		0.00179	0.00600	1	09/16/2022 17:51	WG1926769
Benzo(b)fluoranthene	0.00646		0.00153	0.00600	1	09/16/2022 17:51	WG1926769
Benzo(k)fluoranthene	U		0.00215	0.00600	1	09/16/2022 17:51	WG1926769
Chrysene	0.00488	U	0.00232	0.00600	1	09/16/2022 17:51	WG1926769
Dibenz(a,h)anthracene	U		0.00172	0.00600	1	09/16/2022 17:51	WG1926769
Fluoranthene	0.00288	U	0.00227	0.00600	1	09/16/2022 17:51	WG1926769
Fluorene	U		0.00205	0.00600	1	09/16/2022 17:51	WG1926769
Indeno(1,2,3-cd)pyrene	U		0.00181	0.00600	1	09/16/2022 17:51	WG1926769
Naphthalene	0.0143	U	0.00408	0.0200	1	09/16/2022 17:51	WG1926769
Pyrene	0.00310	U	0.00200	0.00600	1	09/16/2022 17:51	WG1926769
1-Methylnaphthalene	0.00887	U	0.00449	0.0200	1	09/16/2022 17:51	WG1926769
2-Methylnaphthalene	0.0124	U	0.00427	0.0200	1	09/16/2022 17:51	WG1926769
(S) p-Terphenyl-d14	57.5			23.0-120		09/16/2022 17:51	WG1926769
(S) Nitrobenzene-d5	86.4			14.0-149		09/16/2022 17:51	WG1926769
(S) 2-Fluorobiphenyl	60.8			34.0-125		09/16/2022 17:51	WG1926769

1 Cp

2 Tc

3 Ss

4 Cn

5 Sr

6 Qc

7 Gl

8 Al

9 Sc

Calculated Results

Analyte	Result	Qualifier	Dilution	Analysis date / time	Batch
Sodium Adsorption Ratio	5.01		1	09/20/2022 23:23	WG1926589

Wet Chemistry by Method 7199

Analyte	Result mg/kg	Qualifier	MDL mg/kg	RDL mg/kg	Dilution	Analysis date / time	Batch
Hexavalent Chromium	U		0.255	1.00	1	09/23/2022 13:25	WG1929479

Wet Chemistry by Method 9045D

Analyte	Result su	Qualifier	Dilution	Analysis date / time	Batch
pH	8.26	T8	1	09/21/2022 12:00	WG1929125

Sample Narrative:

L1534450-04 WG1929125: 8.26 at 21.8C

Wet Chemistry by Method 9050AMod

Analyte	Result umhos/cm	Qualifier	RDL umhos/cm	Dilution	Analysis date / time	Batch
Specific Conductance	887		10.0	1	09/22/2022 12:10	WG1927476

Sample Narrative:

L1534450-04 WG1927476: at 25C

Metals (ICP) by Method 6010B

Analyte	Result mg/kg	Qualifier	MDL mg/kg	RDL mg/kg	Dilution	Analysis date / time	Batch
Barium	217		0.0852	0.500	1	09/13/2022 13:54	WG1925118
Cadmium	0.0807	J	0.0471	0.500	1	09/13/2022 13:54	WG1925118
Copper	27.7		0.400	2.00	1	09/13/2022 13:54	WG1925118
Lead	13.3		0.208	0.500	1	09/13/2022 13:54	WG1925118
Nickel	16.5		0.132	2.00	1	09/13/2022 13:54	WG1925118
Selenium	1.70	J	0.764	2.00	1	09/13/2022 13:54	WG1925118
Silver	U		0.127	1.00	1	09/13/2022 13:54	WG1925118
Zinc	75.1		0.832	5.00	1	09/13/2022 13:54	WG1925118

Metals (ICP) by Method 6010B-NE493 Ch 2

Analyte	Result mg/l	Qualifier	MDL mg/l	RDL mg/l	Dilution	Analysis date / time	Batch
Hot Water Sol. Boron	0.760		0.0167	0.200	1	09/22/2022 00:21	WG1928847

Metals (ICPMS) by Method 6020

Analyte	Result mg/kg	Qualifier	MDL mg/kg	RDL mg/kg	Dilution	Analysis date / time	Batch
Arsenic	3.77		0.100	1.00	5	09/13/2022 12:03	WG1925117

Volatile Organic Compounds (GC) by Method 8015D/GRO

Analyte	Result mg/kg	Qualifier	MDL mg/kg	RDL mg/kg	Dilution	Analysis date / time	Batch
TPH (GC/FID) Low Fraction	0.639		0.0217	0.100	1	09/15/2022 15:07	WG1926632
(S) <i>a,a,a</i> -Trifluorotoluene(FID)	81.5			77.0-120		09/15/2022 15:07	WG1926632

1 Cp

2 Tc

3 Ss

4 Cn

5 Sr

6 Qc

7 Gl

8 Al

9 Sc

Volatile Organic Compounds (GC/MS) by Method 8260B

Analyte	Result mg/kg	Qualifier	MDL mg/kg	RDL mg/kg	Dilution	Analysis date / time	Batch
Benzene	0.0831		0.000467	0.00100	1	09/17/2022 19:28	WG1927467
Toluene	0.0360		0.00130	0.00500	1	09/17/2022 19:28	WG1927467
Ethylbenzene	0.0245		0.000737	0.00250	1	09/17/2022 19:28	WG1927467
Xylenes, Total	0.244		0.000880	0.00650	1	09/17/2022 19:28	WG1927467
1,2,4-Trimethylbenzene	0.0405		0.00158	0.00500	1	09/17/2022 19:28	WG1927467
1,3,5-Trimethylbenzene	0.0316		0.00200	0.00500	1	09/17/2022 19:28	WG1927467
(S) Toluene-d8	116			75.0-131		09/17/2022 19:28	WG1927467
(S) 4-Bromofluorobenzene	97.9			67.0-138		09/17/2022 19:28	WG1927467
(S) 1,2-Dichloroethane-d4	86.2			70.0-130		09/17/2022 19:28	WG1927467

Semi-Volatile Organic Compounds (GC) by Method 8015M

Analyte	Result mg/kg	Qualifier	MDL mg/kg	RDL mg/kg	Dilution	Analysis date / time	Batch
C10-C28 Diesel Range	13.8		1.61	4.00	1	09/17/2022 11:43	WG1926743
C28-C36 Motor Oil Range	13.4		0.274	4.00	1	09/17/2022 11:43	WG1926743
(S) o-Terphenyl	36.6			18.0-148		09/17/2022 11:43	WG1926743

Semi Volatile Organic Compounds (GC/MS) by Method 8270C-SIM

Analyte	Result mg/kg	Qualifier	MDL mg/kg	RDL mg/kg	Dilution	Analysis date / time	Batch
Anthracene	U		0.00230	0.00600	1	09/17/2022 17:17	WG1926770
Acenaphthene	U		0.00209	0.00600	1	09/17/2022 17:17	WG1926770
Benzo(a)anthracene	U		0.00173	0.00600	1	09/17/2022 17:17	WG1926770
Benzo(a)pyrene	U		0.00179	0.00600	1	09/17/2022 17:17	WG1926770
Benzo(b)fluoranthene	0.00183	U	0.00153	0.00600	1	09/17/2022 17:17	WG1926770
Benzo(k)fluoranthene	U		0.00215	0.00600	1	09/17/2022 17:17	WG1926770
Chrysene	0.00261	U	0.00232	0.00600	1	09/17/2022 17:17	WG1926770
Dibenz(a,h)anthracene	U		0.00172	0.00600	1	09/17/2022 17:17	WG1926770
Fluoranthene	U		0.00227	0.00600	1	09/17/2022 17:17	WG1926770
Fluorene	0.00573	U	0.00205	0.00600	1	09/17/2022 17:17	WG1926770
Indeno(1,2,3-cd)pyrene	U		0.00181	0.00600	1	09/17/2022 17:17	WG1926770
Naphthalene	0.0123	U	0.00408	0.0200	1	09/17/2022 17:17	WG1926770
Pyrene	0.00217	U	0.00200	0.00600	1	09/17/2022 17:17	WG1926770
1-Methylnaphthalene	0.0114	U	0.00449	0.0200	1	09/17/2022 17:17	WG1926770
2-Methylnaphthalene	0.0297		0.00427	0.0200	1	09/17/2022 17:17	WG1926770
(S) p-Terphenyl-d14	71.3			23.0-120		09/17/2022 17:17	WG1926770
(S) Nitrobenzene-d5	91.4			14.0-149		09/17/2022 17:17	WG1926770
(S) 2-Fluorobiphenyl	71.2			34.0-125		09/17/2022 17:17	WG1926770

1 Cp

2 Tc

3 Ss

4 Cn

5 Sr

6 Qc

7 Gl

8 Al

9 Sc

Calculated Results

Analyte	Result	Qualifier	Dilution	Analysis date / time	Batch
Sodium Adsorption Ratio	5.06		1	09/20/2022 23:26	WG1926589

Wet Chemistry by Method 7199

Analyte	Result mg/kg	Qualifier	MDL mg/kg	RDL mg/kg	Dilution	Analysis date / time	Batch
Hexavalent Chromium	U		0.255	1.00	1	09/23/2022 13:30	WG1929479

Wet Chemistry by Method 9045D

Analyte	Result su	Qualifier	Dilution	Analysis date / time	Batch
pH	8.86	T8	1	09/21/2022 12:00	WG1929125

Sample Narrative:

L1534450-05 WG1929125: 8.86 at 22.6C

Wet Chemistry by Method 9050AMod

Analyte	Result umhos/cm	Qualifier	RDL umhos/cm	Dilution	Analysis date / time	Batch
Specific Conductance	284		10.0	1	09/22/2022 12:10	WG1927476

Sample Narrative:

L1534450-05 WG1927476: at 25C

Metals (ICP) by Method 6010B

Analyte	Result mg/kg	Qualifier	MDL mg/kg	RDL mg/kg	Dilution	Analysis date / time	Batch
Barium	811		0.0852	0.500	1	09/13/2022 13:58	WG1925118
Cadmium	U		0.0471	0.500	1	09/13/2022 13:58	WG1925118
Copper	30.1		0.400	2.00	1	09/13/2022 13:58	WG1925118
Lead	12.5		0.208	0.500	1	09/13/2022 13:58	WG1925118
Nickel	14.0		0.132	2.00	1	09/13/2022 13:58	WG1925118
Selenium	1.02	J	0.764	2.00	1	09/13/2022 13:58	WG1925118
Silver	U		0.127	1.00	1	09/13/2022 13:58	WG1925118
Zinc	58.4		0.832	5.00	1	09/13/2022 13:58	WG1925118

Metals (ICP) by Method 6010B-NE493 Ch 2

Analyte	Result mg/l	Qualifier	MDL mg/l	RDL mg/l	Dilution	Analysis date / time	Batch
Hot Water Sol. Boron	0.470		0.0167	0.200	1	09/22/2022 00:18	WG1928847

Metals (ICPMS) by Method 6020

Analyte	Result mg/kg	Qualifier	MDL mg/kg	RDL mg/kg	Dilution	Analysis date / time	Batch
Arsenic	2.47		0.100	1.00	5	09/13/2022 12:06	WG1925117

Volatile Organic Compounds (GC) by Method 8015D/GRO

Analyte	Result mg/kg	Qualifier	MDL mg/kg	RDL mg/kg	Dilution	Analysis date / time	Batch
TPH (GC/FID) Low Fraction	0.0919	J	0.0217	0.100	1	09/15/2022 15:56	WG1926632
(S) <i>a,a,a</i> -Trifluorotoluene(FID)	91.1			77.0-120		09/15/2022 15:56	WG1926632

1 Cp

2 Tc

3 Ss

4 Cn

5 Sr

6 Qc

7 Gl

8 Al

9 Sc

Volatile Organic Compounds (GC/MS) by Method 8260B

Analyte	Result mg/kg	Qualifier	MDL mg/kg	RDL mg/kg	Dilution	Analysis date / time	Batch
Benzene	0.00159		0.000472	0.00101	1.01	09/17/2022 19:46	WG1927467
Toluene	0.0626		0.00131	0.00505	1.01	09/17/2022 19:46	WG1927467
Ethylbenzene	0.0117		0.000744	0.00253	1.01	09/17/2022 19:46	WG1927467
Xylenes, Total	0.0843		0.000889	0.00656	1.01	09/17/2022 19:46	WG1927467
1,2,4-Trimethylbenzene	0.0144		0.00160	0.00505	1.01	09/17/2022 19:46	WG1927467
1,3,5-Trimethylbenzene	0.00490	U	0.00202	0.00505	1.01	09/17/2022 19:46	WG1927467
(S) Toluene-d8	114			75.0-131		09/17/2022 19:46	WG1927467
(S) 4-Bromofluorobenzene	99.7			67.0-138		09/17/2022 19:46	WG1927467
(S) 1,2-Dichloroethane-d4	84.7			70.0-130		09/17/2022 19:46	WG1927467

Semi-Volatile Organic Compounds (GC) by Method 8015M

Analyte	Result mg/kg	Qualifier	MDL mg/kg	RDL mg/kg	Dilution	Analysis date / time	Batch
C10-C28 Diesel Range	11.8		1.61	4.00	1	09/17/2022 10:48	WG1926743
C28-C36 Motor Oil Range	9.99		0.274	4.00	1	09/17/2022 10:48	WG1926743
(S) o-Terphenyl	43.1			18.0-148		09/17/2022 10:48	WG1926743

Semi Volatile Organic Compounds (GC/MS) by Method 8270C-SIM

Analyte	Result mg/kg	Qualifier	MDL mg/kg	RDL mg/kg	Dilution	Analysis date / time	Batch
Anthracene	U		0.00230	0.00600	1	09/17/2022 15:11	WG1926770
Acenaphthene	U		0.00209	0.00600	1	09/17/2022 15:11	WG1926770
Benzo(a)anthracene	0.00281	U	0.00173	0.00600	1	09/17/2022 15:11	WG1926770
Benzo(a)pyrene	U		0.00179	0.00600	1	09/17/2022 15:11	WG1926770
Benzo(b)fluoranthene	0.00345	U	0.00153	0.00600	1	09/17/2022 15:11	WG1926770
Benzo(k)fluoranthene	U		0.00215	0.00600	1	09/17/2022 15:11	WG1926770
Chrysene	0.00372	U	0.00232	0.00600	1	09/17/2022 15:11	WG1926770
Dibenz(a,h)anthracene	U		0.00172	0.00600	1	09/17/2022 15:11	WG1926770
Fluoranthene	0.00307	U	0.00227	0.00600	1	09/17/2022 15:11	WG1926770
Fluorene	U		0.00205	0.00600	1	09/17/2022 15:11	WG1926770
Indeno(1,2,3-cd)pyrene	U		0.00181	0.00600	1	09/17/2022 15:11	WG1926770
Naphthalene	0.0925		0.00408	0.0200	1	09/17/2022 15:11	WG1926770
Pyrene	0.00444	U	0.00200	0.00600	1	09/17/2022 15:11	WG1926770
1-Methylnaphthalene	0.0475		0.00449	0.0200	1	09/17/2022 15:11	WG1926770
2-Methylnaphthalene	0.0809		0.00427	0.0200	1	09/17/2022 15:11	WG1926770
(S) p-Terphenyl-d14	69.5			23.0-120		09/17/2022 15:11	WG1926770
(S) Nitrobenzene-d5	70.1			14.0-149		09/17/2022 15:11	WG1926770
(S) 2-Fluorobiphenyl	66.7			34.0-125		09/17/2022 15:11	WG1926770

1 Cp

2 Tc

3 Ss

4 Cn

5 Sr

6 Qc

7 Gl

8 Al

9 Sc

Calculated Results

Analyte	Result	Qualifier	Dilution	Analysis date / time	Batch
Sodium Adsorption Ratio	2.64		1	09/20/2022 23:29	WG1926589

Wet Chemistry by Method 7199

Analyte	Result mg/kg	Qualifier	MDL mg/kg	RDL mg/kg	Dilution	Analysis date / time	Batch
Hexavalent Chromium	U		0.255	1.00	1	09/23/2022 13:46	WG1929479

Wet Chemistry by Method 9045D

Analyte	Result su	Qualifier	Dilution	Analysis date / time	Batch
pH	8.55	T8	1	09/21/2022 12:00	WG1929125

Sample Narrative:

L1534450-06 WG1929125: 8.55 at 21.8C

Wet Chemistry by Method 9050AMod

Analyte	Result umhos/cm	Qualifier	RDL umhos/cm	Dilution	Analysis date / time	Batch
Specific Conductance	270		10.0	1	09/22/2022 12:10	WG1927476

Sample Narrative:

L1534450-06 WG1927476: at 25C

Metals (ICP) by Method 6010B

Analyte	Result mg/kg	Qualifier	MDL mg/kg	RDL mg/kg	Dilution	Analysis date / time	Batch
Barium	474		0.0852	0.500	1	09/13/2022 14:01	WG1925118
Cadmium	0.0655	J	0.0471	0.500	1	09/13/2022 14:01	WG1925118
Copper	37.8		0.400	2.00	1	09/13/2022 14:01	WG1925118
Lead	17.2		0.208	0.500	1	09/13/2022 14:01	WG1925118
Nickel	20.1		0.132	2.00	1	09/13/2022 14:01	WG1925118
Selenium	2.18		0.764	2.00	1	09/13/2022 14:01	WG1925118
Silver	U		0.127	1.00	1	09/13/2022 14:01	WG1925118
Zinc	88.7		0.832	5.00	1	09/13/2022 14:01	WG1925118

Metals (ICP) by Method 6010B-NE493 Ch 2

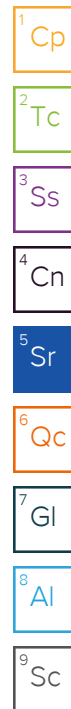
Analyte	Result mg/l	Qualifier	MDL mg/l	RDL mg/l	Dilution	Analysis date / time	Batch
Hot Water Sol. Boron	0.287		0.0167	0.200	1	09/22/2022 00:15	WG1928847

Metals (ICPMS) by Method 6020

Analyte	Result mg/kg	Qualifier	MDL mg/kg	RDL mg/kg	Dilution	Analysis date / time	Batch
Arsenic	2.89		0.100	1.00	5	09/13/2022 12:09	WG1925117

Volatile Organic Compounds (GC) by Method 8015D/GRO

Analyte	Result mg/kg	Qualifier	MDL mg/kg	RDL mg/kg	Dilution	Analysis date / time	Batch
TPH (GC/FID) Low Fraction	0.0321	J	0.0217	0.100	1	09/15/2022 16:29	WG1926632
(S) <i>a,a,a</i> -Trifluorotoluene(FID)	91.0			77.0-120		09/15/2022 16:29	WG1926632



Volatile Organic Compounds (GC/MS) by Method 8260B

Analyte	Result mg/kg	Qualifier	MDL mg/kg	RDL mg/kg	Dilution	Analysis date / time	Batch
Benzene	U		0.000472	0.00101	1.01	09/17/2022 20:05	WG1927467
Toluene	U		0.00131	0.00505	1.01	09/17/2022 20:05	WG1927467
Ethylbenzene	U		0.000744	0.00253	1.01	09/17/2022 20:05	WG1927467
Xylenes, Total	0.00131	U	0.000889	0.00656	1.01	09/17/2022 20:05	WG1927467
1,2,4-Trimethylbenzene	U		0.00160	0.00505	1.01	09/17/2022 20:05	WG1927467
1,3,5-Trimethylbenzene	U		0.00202	0.00505	1.01	09/17/2022 20:05	WG1927467
(S) Toluene-d8	114			75.0-131		09/17/2022 20:05	WG1927467
(S) 4-Bromofluorobenzene	99.1			67.0-138		09/17/2022 20:05	WG1927467
(S) 1,2-Dichloroethane-d4	89.0			70.0-130		09/17/2022 20:05	WG1927467

Semi-Volatile Organic Compounds (GC) by Method 8015M

Analyte	Result mg/kg	Qualifier	MDL mg/kg	RDL mg/kg	Dilution	Analysis date / time	Batch
C10-C28 Diesel Range	41.1		3.22	8.00	2	09/17/2022 11:02	WG1926743
C28-C36 Motor Oil Range	47.0		0.548	8.00	2	09/17/2022 11:02	WG1926743
(S) o-Terphenyl	53.1			18.0-148		09/17/2022 11:02	WG1926743

Semi Volatile Organic Compounds (GC/MS) by Method 8270C-SIM

Analyte	Result mg/kg	Qualifier	MDL mg/kg	RDL mg/kg	Dilution	Analysis date / time	Batch
Anthracene	U		0.00230	0.00600	1	09/17/2022 15:29	WG1926770
Acenaphthene	U		0.00209	0.00600	1	09/17/2022 15:29	WG1926770
Benzo(a)anthracene	0.00341	U	0.00173	0.00600	1	09/17/2022 15:29	WG1926770
Benzo(a)pyrene	0.00193	U	0.00179	0.00600	1	09/17/2022 15:29	WG1926770
Benzo(b)fluoranthene	0.00647		0.00153	0.00600	1	09/17/2022 15:29	WG1926770
Benzo(k)fluoranthene	U		0.00215	0.00600	1	09/17/2022 15:29	WG1926770
Chrysene	0.0100		0.00232	0.00600	1	09/17/2022 15:29	WG1926770
Dibenz(a,h)anthracene	U		0.00172	0.00600	1	09/17/2022 15:29	WG1926770
Fluoranthene	0.00464	U	0.00227	0.00600	1	09/17/2022 15:29	WG1926770
Fluorene	U		0.00205	0.00600	1	09/17/2022 15:29	WG1926770
Indeno(1,2,3-cd)pyrene	U		0.00181	0.00600	1	09/17/2022 15:29	WG1926770
Naphthalene	0.0191	U	0.00408	0.0200	1	09/17/2022 15:29	WG1926770
Pyrene	0.00702		0.00200	0.00600	1	09/17/2022 15:29	WG1926770
1-Methylnaphthalene	0.0273		0.00449	0.0200	1	09/17/2022 15:29	WG1926770
2-Methylnaphthalene	0.0366		0.00427	0.0200	1	09/17/2022 15:29	WG1926770
(S) p-Terphenyl-d14	87.8			23.0-120		09/17/2022 15:29	WG1926770
(S) Nitrobenzene-d5	93.7			14.0-149		09/17/2022 15:29	WG1926770
(S) 2-Fluorobiphenyl	88.4			34.0-125		09/17/2022 15:29	WG1926770

1 Cp

2 Tc

3 Ss

4 Cn

5 Sr

6 Qc

7 Gl

8 Al

9 Sc

Calculated Results

Analyte	Result	Qualifier	Dilution	Analysis date / time	Batch
Sodium Adsorption Ratio	0.246		1	09/20/2022 23:32	WG1926589

Wet Chemistry by Method 7199

Analyte	Result mg/kg	Qualifier	MDL mg/kg	RDL mg/kg	Dilution	Analysis date / time	Batch
Hexavalent Chromium	U		0.255	1.00	1	09/23/2022 13:51	WG1929479

Wet Chemistry by Method 9045D

Analyte	Result su	Qualifier	Dilution	Analysis date / time	Batch
pH	7.02	T8	1	09/21/2022 12:00	WG1929125

Sample Narrative:

L1534450-07 WG1929125: 7.02 at 21.8C

Wet Chemistry by Method 9050AMod

Analyte	Result umhos/cm	Qualifier	RDL umhos/cm	Dilution	Analysis date / time	Batch
Specific Conductance	112		10.0	1	09/22/2022 12:10	WG1927476

Sample Narrative:

L1534450-07 WG1927476: at 25C

Metals (ICP) by Method 6010B

Analyte	Result mg/kg	Qualifier	MDL mg/kg	RDL mg/kg	Dilution	Analysis date / time	Batch
Barium	147		0.0852	0.500	1	09/15/2022 17:50	WG1926442
Cadmium	0.267	J	0.0471	0.500	1	09/15/2022 17:50	WG1926442
Copper	21.6		0.400	2.00	1	09/15/2022 17:50	WG1926442
Lead	10.9		0.208	0.500	1	09/15/2022 17:50	WG1926442
Nickel	13.7		0.132	2.00	1	09/15/2022 17:50	WG1926442
Selenium	U		0.764	2.00	1	09/15/2022 17:50	WG1926442
Silver	U		0.127	1.00	1	09/15/2022 17:50	WG1926442
Zinc	53.4		0.832	5.00	1	09/15/2022 17:50	WG1926442

Metals (ICP) by Method 6010B-NE493 Ch 2

Analyte	Result mg/l	Qualifier	MDL mg/l	RDL mg/l	Dilution	Analysis date / time	Batch
Hot Water Sol. Boron	0.217		0.0167	0.200	1	09/22/2022 00:32	WG1928847

Metals (ICPMS) by Method 6020

Analyte	Result mg/kg	Qualifier	MDL mg/kg	RDL mg/kg	Dilution	Analysis date / time	Batch
Arsenic	1.89		0.100	1.00	5	09/15/2022 18:51	WG1926444

Volatile Organic Compounds (GC) by Method 8015D/GRO

Analyte	Result mg/kg	Qualifier	MDL mg/kg	RDL mg/kg	Dilution	Analysis date / time	Batch
TPH (GC/FID) Low Fraction	U		0.0217	0.100	1	09/15/2022 17:01	WG1926632
(S) <i>a,a,a</i> -Trifluorotoluene(FID)	95.1			77.0-120		09/15/2022 17:01	WG1926632

1 Cp

2 Tc

3 Ss

4 Cn

5 Sr

6 Qc

7 Gl

8 Al

9 Sc

Volatile Organic Compounds (GC/MS) by Method 8260B

Analyte	Result mg/kg	Qualifier	MDL mg/kg	RDL mg/kg	Dilution	Analysis date / time	Batch
Benzene	U		0.000472	0.00101	1.01	09/17/2022 20:23	WG1927467
Toluene	U		0.00131	0.00505	1.01	09/17/2022 20:23	WG1927467
Ethylbenzene	U		0.000744	0.00253	1.01	09/17/2022 20:23	WG1927467
Xylenes, Total	U		0.000889	0.00656	1.01	09/17/2022 20:23	WG1927467
1,2,4-Trimethylbenzene	U		0.00160	0.00505	1.01	09/17/2022 20:23	WG1927467
1,3,5-Trimethylbenzene	U		0.00202	0.00505	1.01	09/17/2022 20:23	WG1927467
(S) Toluene-d8	114			75.0-131		09/17/2022 20:23	WG1927467
(S) 4-Bromofluorobenzene	101			67.0-138		09/17/2022 20:23	WG1927467
(S) 1,2-Dichloroethane-d4	85.4			70.0-130		09/17/2022 20:23	WG1927467

Semi-Volatile Organic Compounds (GC) by Method 8015M

Analyte	Result mg/kg	Qualifier	MDL mg/kg	RDL mg/kg	Dilution	Analysis date / time	Batch
C10-C28 Diesel Range	2.48	J	1.61	4.00	1	09/16/2022 15:52	WG1926743
C28-C36 Motor Oil Range	2.30	J	0.274	4.00	1	09/16/2022 15:52	WG1926743
(S) o-Terphenyl	61.9			18.0-148		09/16/2022 15:52	WG1926743

Semi Volatile Organic Compounds (GC/MS) by Method 8270C-SIM

Analyte	Result mg/kg	Qualifier	MDL mg/kg	RDL mg/kg	Dilution	Analysis date / time	Batch
Anthracene	U	J3	0.00230	0.00600	1	09/17/2022 11:37	WG1926770
Acenaphthene	U	J3	0.00209	0.00600	1	09/17/2022 11:37	WG1926770
Benzo(a)anthracene	U	J3	0.00173	0.00600	1	09/17/2022 11:37	WG1926770
Benzo(a)pyrene	U	J3	0.00179	0.00600	1	09/17/2022 11:37	WG1926770
Benzo(b)fluoranthene	U	J3	0.00153	0.00600	1	09/17/2022 11:37	WG1926770
Benzo(k)fluoranthene	U	J3	0.00215	0.00600	1	09/17/2022 11:37	WG1926770
Chrysene	U	J3	0.00232	0.00600	1	09/17/2022 11:37	WG1926770
Dibenz(a,h)anthracene	U	J3	0.00172	0.00600	1	09/17/2022 11:37	WG1926770
Fluoranthene	U	J3	0.00227	0.00600	1	09/17/2022 11:37	WG1926770
Fluorene	U	J3	0.00205	0.00600	1	09/17/2022 11:37	WG1926770
Indeno(1,2,3-cd)pyrene	U	J3	0.00181	0.00600	1	09/17/2022 11:37	WG1926770
Naphthalene	U	J3	0.00408	0.0200	1	09/17/2022 11:37	WG1926770
Pyrene	U	J3	0.00200	0.00600	1	09/17/2022 11:37	WG1926770
1-Methylnaphthalene	U	J3	0.00449	0.0200	1	09/17/2022 11:37	WG1926770
2-Methylnaphthalene	U	J3	0.00427	0.0200	1	09/17/2022 11:37	WG1926770
(S) p-Terphenyl-d14	67.2			23.0-120		09/17/2022 11:37	WG1926770
(S) Nitrobenzene-d5	78.9			14.0-149		09/17/2022 11:37	WG1926770
(S) 2-Fluorobiphenyl	56.1			34.0-125		09/17/2022 11:37	WG1926770

1 Cp

2 Tc

3 Ss

4 Cn

5 Sr

6 Qc

7 Gl

8 Al

9 Sc

Calculated Results

Analyte	Result	Qualifier	Dilution	Analysis date / time	Batch
Sodium Adsorption Ratio	3.16		1	09/20/2022 23:34	WG1926589

Wet Chemistry by Method 7199

Analyte	Result mg/kg	Qualifier	MDL mg/kg	RDL mg/kg	Dilution	Analysis date / time	Batch
Hexavalent Chromium	0.425	J	0.255	1.00	1	09/23/2022 13:56	WG1929479

Wet Chemistry by Method 9045D

Analyte	Result su	Qualifier	Dilution	Analysis date / time	Batch
pH	8.43	T8	1	09/20/2022 16:00	WG1928926

Sample Narrative:

L1534450-08 WG1928926: 8.43 at 23.2C

Wet Chemistry by Method 9050AMod

Analyte	Result umhos/cm	Qualifier	RDL umhos/cm	Dilution	Analysis date / time	Batch
Specific Conductance	374		10.0	1	09/22/2022 12:10	WG1927476

Sample Narrative:

L1534450-08 WG1927476: at 25C

Metals (ICP) by Method 6010B

Analyte	Result mg/kg	Qualifier	MDL mg/kg	RDL mg/kg	Dilution	Analysis date / time	Batch
Barium	246		0.0852	0.500	1	09/20/2022 17:41	WG1924910
Cadmium	0.162	J	0.0471	0.500	1	09/20/2022 17:41	WG1924910
Copper	26.7		0.400	2.00	1	09/20/2022 17:41	WG1924910
Lead	10.9		0.208	0.500	1	09/20/2022 17:41	WG1924910
Nickel	14.5		0.132	2.00	1	09/20/2022 17:41	WG1924910
Selenium	U		0.764	2.00	1	09/20/2022 17:41	WG1924910
Silver	U		0.127	1.00	1	09/20/2022 17:41	WG1924910
Zinc	59.2		0.832	5.00	1	09/20/2022 17:41	WG1924910

Metals (ICP) by Method 6010B-NE493 Ch 2

Analyte	Result mg/l	Qualifier	MDL mg/l	RDL mg/l	Dilution	Analysis date / time	Batch
Hot Water Sol. Boron	0.204		0.0167	0.200	1	09/22/2022 00:35	WG1928847

Metals (ICPMS) by Method 6020

Analyte	Result mg/kg	Qualifier	MDL mg/kg	RDL mg/kg	Dilution	Analysis date / time	Batch
Arsenic	2.16		0.100	1.00	5	09/20/2022 14:32	WG1924911

Volatile Organic Compounds (GC) by Method 8015D/GRO

Analyte	Result mg/kg	Qualifier	MDL mg/kg	RDL mg/kg	Dilution	Analysis date / time	Batch
TPH (GC/FID) Low Fraction	U		0.0217	0.100	1	09/15/2022 17:22	WG1926632
(S) a,a,a-Trifluorotoluene(FID)	92.9			77.0-120		09/15/2022 17:22	WG1926632



Volatile Organic Compounds (GC/MS) by Method 8260B

Analyte	Result mg/kg	Qualifier	MDL mg/kg	RDL mg/kg	Dilution	Analysis date / time	Batch
Benzene	U		0.000467	0.00100	1	09/17/2022 20:42	WG1927467
Toluene	U		0.00130	0.00500	1	09/17/2022 20:42	WG1927467
Ethylbenzene	U		0.000737	0.00250	1	09/17/2022 20:42	WG1927467
Xylenes, Total	U		0.000880	0.00650	1	09/17/2022 20:42	WG1927467
1,2,4-Trimethylbenzene	U		0.00158	0.00500	1	09/17/2022 20:42	WG1927467
1,3,5-Trimethylbenzene	U		0.00200	0.00500	1	09/17/2022 20:42	WG1927467
(S) Toluene-d8	118			75.0-131		09/17/2022 20:42	WG1927467
(S) 4-Bromofluorobenzene	96.3			67.0-138		09/17/2022 20:42	WG1927467
(S) 1,2-Dichloroethane-d4	76.5			70.0-130		09/17/2022 20:42	WG1927467

Semi-Volatile Organic Compounds (GC) by Method 8015M

Analyte	Result mg/kg	Qualifier	MDL mg/kg	RDL mg/kg	Dilution	Analysis date / time	Batch
C10-C28 Diesel Range	18.1		1.61	4.00	1	09/16/2022 16:20	WG1926743
C28-C36 Motor Oil Range	18.1		0.274	4.00	1	09/16/2022 16:20	WG1926743
(S) o-Terphenyl	70.0			18.0-148		09/16/2022 16:20	WG1926743

Semi Volatile Organic Compounds (GC/MS) by Method 8270C-SIM

Analyte	Result mg/kg	Qualifier	MDL mg/kg	RDL mg/kg	Dilution	Analysis date / time	Batch
Anthracene	U		0.00230	0.00600	1	09/17/2022 15:47	WG1926770
Acenaphthene	U		0.00209	0.00600	1	09/17/2022 15:47	WG1926770
Benzo(a)anthracene	0.00321	U	0.00173	0.00600	1	09/17/2022 15:47	WG1926770
Benzo(a)pyrene	0.00276	U	0.00179	0.00600	1	09/17/2022 15:47	WG1926770
Benzo(b)fluoranthene	0.00376	U	0.00153	0.00600	1	09/17/2022 15:47	WG1926770
Benzo(k)fluoranthene	U		0.00215	0.00600	1	09/17/2022 15:47	WG1926770
Chrysene	0.00315	U	0.00232	0.00600	1	09/17/2022 15:47	WG1926770
Dibenz(a,h)anthracene	U		0.00172	0.00600	1	09/17/2022 15:47	WG1926770
Fluoranthene	0.00757		0.00227	0.00600	1	09/17/2022 15:47	WG1926770
Fluorene	U		0.00205	0.00600	1	09/17/2022 15:47	WG1926770
Indeno(1,2,3-cd)pyrene	0.00200	U	0.00181	0.00600	1	09/17/2022 15:47	WG1926770
Naphthalene	U		0.00408	0.0200	1	09/17/2022 15:47	WG1926770
Pyrene	0.00615		0.00200	0.00600	1	09/17/2022 15:47	WG1926770
1-Methylnaphthalene	0.00451	U	0.00449	0.0200	1	09/17/2022 15:47	WG1926770
2-Methylnaphthalene	0.00545	U	0.00427	0.0200	1	09/17/2022 15:47	WG1926770
(S) p-Terphenyl-d14	74.2			23.0-120		09/17/2022 15:47	WG1926770
(S) Nitrobenzene-d5	81.8			14.0-149		09/17/2022 15:47	WG1926770
(S) 2-Fluorobiphenyl	79.0			34.0-125		09/17/2022 15:47	WG1926770

1 Cp

2 Tc

3 Ss

4 Cn

5 Sr

6 Qc

7 Gl

8 Al

9 Sc

Calculated Results

Analyte	Result	Qualifier	Dilution	Analysis date / time	Batch
Sodium Adsorption Ratio	1.60		1	09/20/2022 23:37	WG1926589

Wet Chemistry by Method 7199

Analyte	Result mg/kg	Qualifier	MDL mg/kg	RDL mg/kg	Dilution	Analysis date / time	Batch
Hexavalent Chromium	0.406	J	0.255	1.00	1	09/23/2022 14:01	WG1929479

Wet Chemistry by Method 9045D

Analyte	Result su	Qualifier	Dilution	Analysis date / time	Batch
pH	8.28	T8	1	09/20/2022 16:00	WG1928926

Sample Narrative:

L1534450-09 WG1928926: 8.28 at 23.2C

Wet Chemistry by Method 9050AMod

Analyte	Result umhos/cm	Qualifier	RDL umhos/cm	Dilution	Analysis date / time	Batch
Specific Conductance	248		10.0	1	09/22/2022 12:10	WG1927476

Sample Narrative:

L1534450-09 WG1927476: at 25C

Metals (ICP) by Method 6010B

Analyte	Result mg/kg	Qualifier	MDL mg/kg	RDL mg/kg	Dilution	Analysis date / time	Batch
Barium	244		0.0852	0.500	1	09/20/2022 17:44	WG1924910
Cadmium	0.122	J	0.0471	0.500	1	09/20/2022 17:44	WG1924910
Copper	26.4		0.400	2.00	1	09/20/2022 17:44	WG1924910
Lead	10.5		0.208	0.500	1	09/20/2022 17:44	WG1924910
Nickel	13.4		0.132	2.00	1	09/20/2022 17:44	WG1924910
Selenium	U		0.764	2.00	1	09/20/2022 17:44	WG1924910
Silver	U		0.127	1.00	1	09/20/2022 17:44	WG1924910
Zinc	59.8		0.832	5.00	1	09/20/2022 17:44	WG1924910

Metals (ICP) by Method 6010B-NE493 Ch 2

Analyte	Result mg/l	Qualifier	MDL mg/l	RDL mg/l	Dilution	Analysis date / time	Batch
Hot Water Sol. Boron	0.137	J	0.0167	0.200	1	09/21/2022 23:27	WG1928847

Metals (ICPMS) by Method 6020

Analyte	Result mg/kg	Qualifier	MDL mg/kg	RDL mg/kg	Dilution	Analysis date / time	Batch
Arsenic	2.21		0.100	1.00	5	09/20/2022 14:36	WG1924911

Volatile Organic Compounds (GC) by Method 8015D/GRO

Analyte	Result mg/kg	Qualifier	MDL mg/kg	RDL mg/kg	Dilution	Analysis date / time	Batch
TPH (GC/FID) Low Fraction	U		0.0217	0.100	1	09/15/2022 17:42	WG1926632
(S) <i>a,a,a</i> -Trifluorotoluene(FID)	93.7			77.0-120		09/15/2022 17:42	WG1926632

1 Cp

2 Tc

3 Ss

4 Cn

5 Sr

6 Qc

7 Gl

8 Al

9 Sc

Volatile Organic Compounds (GC/MS) by Method 8260B

Analyte	Result mg/kg	Qualifier	MDL mg/kg	RDL mg/kg	Dilution	Analysis date / time	Batch
Benzene	U		0.000467	0.00100	1	09/17/2022 08:26	WG1927478
Toluene	U		0.00130	0.00500	1	09/17/2022 08:26	WG1927478
Ethylbenzene	U		0.000737	0.00250	1	09/17/2022 08:26	WG1927478
Xylenes, Total	U		0.000880	0.00650	1	09/17/2022 08:26	WG1927478
1,2,4-Trimethylbenzene	U		0.00158	0.00500	1	09/17/2022 08:26	WG1927478
1,3,5-Trimethylbenzene	U		0.00200	0.00500	1	09/17/2022 08:26	WG1927478
(S) Toluene-d8	99.8			75.0-131		09/17/2022 08:26	WG1927478
(S) 4-Bromofluorobenzene	98.6			67.0-138		09/17/2022 08:26	WG1927478
(S) 1,2-Dichloroethane-d4	111			70.0-130		09/17/2022 08:26	WG1927478

Semi-Volatile Organic Compounds (GC) by Method 8015M

Analyte	Result mg/kg	Qualifier	MDL mg/kg	RDL mg/kg	Dilution	Analysis date / time	Batch
C10-C28 Diesel Range	4.21		1.61	4.00	1	09/16/2022 16:06	WG1926743
C28-C36 Motor Oil Range	5.55		0.274	4.00	1	09/16/2022 16:06	WG1926743
(S) o-Terphenyl	68.3			18.0-148		09/16/2022 16:06	WG1926743

Semi Volatile Organic Compounds (GC/MS) by Method 8270C-SIM

Analyte	Result mg/kg	Qualifier	MDL mg/kg	RDL mg/kg	Dilution	Analysis date / time	Batch
Anthracene	U		0.00230	0.00600	1	09/17/2022 16:05	WG1926770
Acenaphthene	U		0.00209	0.00600	1	09/17/2022 16:05	WG1926770
Benzo(a)anthracene	U		0.00173	0.00600	1	09/17/2022 16:05	WG1926770
Benzo(a)pyrene	U		0.00179	0.00600	1	09/17/2022 16:05	WG1926770
Benzo(b)fluoranthene	U		0.00153	0.00600	1	09/17/2022 16:05	WG1926770
Benzo(k)fluoranthene	U		0.00215	0.00600	1	09/17/2022 16:05	WG1926770
Chrysene	U		0.00232	0.00600	1	09/17/2022 16:05	WG1926770
Dibenz(a,h)anthracene	U		0.00172	0.00600	1	09/17/2022 16:05	WG1926770
Fluoranthene	U		0.00227	0.00600	1	09/17/2022 16:05	WG1926770
Fluorene	U		0.00205	0.00600	1	09/17/2022 16:05	WG1926770
Indeno(1,2,3-cd)pyrene	U		0.00181	0.00600	1	09/17/2022 16:05	WG1926770
Naphthalene	U		0.00408	0.0200	1	09/17/2022 16:05	WG1926770
Pyrene	U		0.00200	0.00600	1	09/17/2022 16:05	WG1926770
1-Methylnaphthalene	U		0.00449	0.0200	1	09/17/2022 16:05	WG1926770
2-Methylnaphthalene	U		0.00427	0.0200	1	09/17/2022 16:05	WG1926770
(S) p-Terphenyl-d14	66.7			23.0-120		09/17/2022 16:05	WG1926770
(S) Nitrobenzene-d5	67.2			14.0-149		09/17/2022 16:05	WG1926770
(S) 2-Fluorobiphenyl	62.9			34.0-125		09/17/2022 16:05	WG1926770

1 Cp

2 Tc

3 Ss

4 Cn

5 Sr

6 Qc

7 Gl

8 Al

9 Sc

Calculated Results

Analyte	Result	Qualifier	Dilution	Analysis date / time	Batch
Sodium Adsorption Ratio	5.68		1	09/20/2022 23:45	WG1926589

Wet Chemistry by Method 7199

Analyte	Result mg/kg	Qualifier	MDL mg/kg	RDL mg/kg	Dilution	Analysis date / time	Batch
Hexavalent Chromium	U		0.255	1.00	1	09/23/2022 14:07	WG1929479

Wet Chemistry by Method 9045D

Analyte	Result su	Qualifier	Dilution	Analysis date / time	Batch
pH	7.76	T8	1	09/20/2022 17:00	WG1929264

Sample Narrative:

L1534450-10 WG1929264: 7.76 at 23.8C

Wet Chemistry by Method 9050AMod

Analyte	Result umhos/cm	Qualifier	RDL umhos/cm	Dilution	Analysis date / time	Batch
Specific Conductance	1310		10.0	1	09/22/2022 12:10	WG1927476

Sample Narrative:

L1534450-10 WG1927476: at 25C

Metals (ICP) by Method 6010B

Analyte	Result mg/kg	Qualifier	MDL mg/kg	RDL mg/kg	Dilution	Analysis date / time	Batch
Barium	324		0.0852	0.500	1	09/20/2022 17:46	WG1924910
Cadmium	0.487	J	0.0471	0.500	1	09/20/2022 17:46	WG1924910
Copper	33.1		0.400	2.00	1	09/20/2022 17:46	WG1924910
Lead	13.5		0.208	0.500	1	09/20/2022 17:46	WG1924910
Nickel	16.9		0.132	2.00	1	09/20/2022 17:46	WG1924910
Selenium	U		0.764	2.00	1	09/20/2022 17:46	WG1924910
Silver	U		0.127	1.00	1	09/20/2022 17:46	WG1924910
Zinc	82.0		0.832	5.00	1	09/20/2022 17:46	WG1924910

Metals (ICP) by Method 6010B-NE493 Ch 2

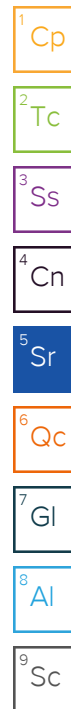
Analyte	Result mg/l	Qualifier	MDL mg/l	RDL mg/l	Dilution	Analysis date / time	Batch
Hot Water Sol. Boron	1.17		0.0167	0.200	1	09/21/2022 23:30	WG1928847

Metals (ICPMS) by Method 6020

Analyte	Result mg/kg	Qualifier	MDL mg/kg	RDL mg/kg	Dilution	Analysis date / time	Batch
Arsenic	3.47		0.100	1.00	5	09/20/2022 14:39	WG1924911

Volatile Organic Compounds (GC) by Method 8015D/GRO

Analyte	Result mg/kg	Qualifier	MDL mg/kg	RDL mg/kg	Dilution	Analysis date / time	Batch
TPH (GC/FID) Low Fraction	2.12		0.0217	0.100	1	09/15/2022 18:31	WG1926632
(S) <i>a,a,a</i> -Trifluorotoluene(FID)	90.7			77.0-120		09/15/2022 18:31	WG1926632



Volatile Organic Compounds (GC/MS) by Method 8260B

Analyte	Result mg/kg	Qualifier	MDL mg/kg	RDL mg/kg	Dilution	Analysis date / time	Batch
Benzene	0.00159		0.000472	0.00101	1.01	09/17/2022 09:40	WG1927478
Toluene	0.00364	U	0.00131	0.00505	1.01	09/17/2022 09:40	WG1927478
Ethylbenzene	0.00162	U	0.000744	0.00253	1.01	09/17/2022 09:40	WG1927478
Xylenes, Total	0.00950		0.000889	0.00656	1.01	09/17/2022 09:40	WG1927478
1,2,4-Trimethylbenzene	0.00457	U	0.00160	0.00505	1.01	09/17/2022 09:40	WG1927478
1,3,5-Trimethylbenzene	0.00306	U	0.00202	0.00505	1.01	09/17/2022 09:40	WG1927478
(S) Toluene-d8	99.4			75.0-131		09/17/2022 09:40	WG1927478
(S) 4-Bromofluorobenzene	93.7			67.0-138		09/17/2022 09:40	WG1927478
(S) 1,2-Dichloroethane-d4	89.4			70.0-130		09/17/2022 09:40	WG1927478

Semi-Volatile Organic Compounds (GC) by Method 8015M

Analyte	Result mg/kg	Qualifier	MDL mg/kg	RDL mg/kg	Dilution	Analysis date / time	Batch
C10-C28 Diesel Range	440		16.1	40.0	10	09/17/2022 11:16	WG1926743
C28-C36 Motor Oil Range	196		2.74	40.0	10	09/17/2022 11:16	WG1926743
(S) o-Terphenyl	99.2			18.0-148		09/17/2022 11:16	WG1926743

Semi Volatile Organic Compounds (GC/MS) by Method 8270C-SIM

Analyte	Result mg/kg	Qualifier	MDL mg/kg	RDL mg/kg	Dilution	Analysis date / time	Batch
Anthracene	U		0.00230	0.00600	1	09/17/2022 17:53	WG1926770
Acenaphthene	0.00333	U	0.00209	0.00600	1	09/17/2022 17:53	WG1926770
Benzo(a)anthracene	0.00333	U	0.00173	0.00600	1	09/17/2022 17:53	WG1926770
Benzo(a)pyrene	0.00191	U	0.00179	0.00600	1	09/17/2022 17:53	WG1926770
Benzo(b)fluoranthene	0.00479	U	0.00153	0.00600	1	09/17/2022 17:53	WG1926770
Benzo(k)fluoranthene	U		0.00215	0.00600	1	09/17/2022 17:53	WG1926770
Chrysene	0.00665		0.00232	0.00600	1	09/17/2022 17:53	WG1926770
Dibenz(a,h)anthracene	U		0.00172	0.00600	1	09/17/2022 17:53	WG1926770
Fluoranthene	0.00564	U	0.00227	0.00600	1	09/17/2022 17:53	WG1926770
Fluorene	0.00899		0.00205	0.00600	1	09/17/2022 17:53	WG1926770
Indeno(1,2,3-cd)pyrene	0.00198	U	0.00181	0.00600	1	09/17/2022 17:53	WG1926770
Naphthalene	0.0241		0.00408	0.0200	1	09/17/2022 17:53	WG1926770
Pyrene	0.00718		0.00200	0.00600	1	09/17/2022 17:53	WG1926770
1-Methylnaphthalene	0.0344		0.00449	0.0200	1	09/17/2022 17:53	WG1926770
2-Methylnaphthalene	0.0656		0.00427	0.0200	1	09/17/2022 17:53	WG1926770
(S) p-Terphenyl-d14	67.3			23.0-120		09/17/2022 17:53	WG1926770
(S) Nitrobenzene-d5	41.0			14.0-149		09/17/2022 17:53	WG1926770
(S) 2-Fluorobiphenyl	71.8			34.0-125		09/17/2022 17:53	WG1926770

1 Cp

2 Tc

3 Ss

4 Cn

5 Sr

6 Qc

7 Gl

8 Al

9 Sc

Calculated Results

Analyte	Result	Qualifier	Dilution	Analysis date / time	Batch
Sodium Adsorption Ratio	8.09		1	09/20/2022 23:48	WG1926589

Wet Chemistry by Method 7199

Analyte	Result mg/kg	Qualifier	MDL mg/kg	RDL mg/kg	Dilution	Analysis date / time	Batch
Hexavalent Chromium	U		0.255	1.00	1	09/23/2022 14:12	WG1929479

Wet Chemistry by Method 9045D

Analyte	Result su	Qualifier	Dilution	Analysis date / time	Batch
pH	9.12	T8	1	09/20/2022 17:00	WG1929264

Sample Narrative:

L1534450-11 WG1929264: 9.12 at 23.5C

Wet Chemistry by Method 9050AMod

Analyte	Result umhos/cm	Qualifier	RDL umhos/cm	Dilution	Analysis date / time	Batch
Specific Conductance	337		10.0	1	09/23/2022 11:10	WG1927576

Sample Narrative:

L1534450-11 WG1927576: at 25C

Metals (ICP) by Method 6010B

Analyte	Result mg/kg	Qualifier	MDL mg/kg	RDL mg/kg	Dilution	Analysis date / time	Batch
Barium	243	J3 J5 O1	0.0852	0.500	1	09/15/2022 17:37	WG1926442
Cadmium	0.489	J	0.0471	0.500	1	09/15/2022 17:37	WG1926442
Copper	53.6		0.400	2.00	1	09/15/2022 17:37	WG1926442
Lead	48.7	J6	0.208	0.500	1	09/15/2022 17:37	WG1926442
Nickel	46.2		0.132	2.00	1	09/15/2022 17:37	WG1926442
Selenium	U		0.764	2.00	1	09/15/2022 17:37	WG1926442
Silver	U		0.127	1.00	1	09/15/2022 17:37	WG1926442
Zinc	87.9	O1	0.832	5.00	1	09/15/2022 17:37	WG1926442

Metals (ICP) by Method 6010B-NE493 Ch 2

Analyte	Result mg/l	Qualifier	MDL mg/l	RDL mg/l	Dilution	Analysis date / time	Batch
Hot Water Sol. Boron	0.173	J	0.0167	0.200	1	09/15/2022 22:40	WG1925597

Metals (ICPMS) by Method 6020

Analyte	Result mg/kg	Qualifier	MDL mg/kg	RDL mg/kg	Dilution	Analysis date / time	Batch
Arsenic	29.4	J6	0.100	1.00	5	09/15/2022 18:35	WG1926444

Volatile Organic Compounds (GC) by Method 8015D/GRO

Analyte	Result mg/kg	Qualifier	MDL mg/kg	RDL mg/kg	Dilution	Analysis date / time	Batch
TPH (GC/FID) Low Fraction	0.708		0.0217	0.100	1	09/15/2022 18:52	WG1926632
(S) <i>a,a,a</i> -Trifluorotoluene(FID)	89.6			77.0-120		09/15/2022 18:52	WG1926632

1 Cp

2 Tc

3 Ss

4 Cn

5 Sr

6 Qc

7 Gl

8 Al

9 Sc

Volatile Organic Compounds (GC/MS) by Method 8260B

Analyte	Result mg/kg	Qualifier	MDL mg/kg	RDL mg/kg	Dilution	Analysis date / time	Batch
Benzene	0.00110		0.000467	0.00100	1	09/17/2022 09:59	WG1927478
Toluene	0.00523		0.00130	0.00500	1	09/17/2022 09:59	WG1927478
Ethylbenzene	0.00738		0.000737	0.00250	1	09/17/2022 09:59	WG1927478
Xylenes, Total	0.0771		0.000880	0.00650	1	09/17/2022 09:59	WG1927478
1,2,4-Trimethylbenzene	0.141		0.00158	0.00500	1	09/17/2022 09:59	WG1927478
1,3,5-Trimethylbenzene	0.0394		0.00200	0.00500	1	09/17/2022 09:59	WG1927478
(S) Toluene-d8	103			75.0-131		09/17/2022 09:59	WG1927478
(S) 4-Bromofluorobenzene	101			67.0-138		09/17/2022 09:59	WG1927478
(S) 1,2-Dichloroethane-d4	102			70.0-130		09/17/2022 09:59	WG1927478

Semi-Volatile Organic Compounds (GC) by Method 8015M

Analyte	Result mg/kg	Qualifier	MDL mg/kg	RDL mg/kg	Dilution	Analysis date / time	Batch
C10-C28 Diesel Range	44.2		1.61	4.00	1	09/16/2022 13:17	WG1926744
C28-C36 Motor Oil Range	33.3		0.274	4.00	1	09/16/2022 13:17	WG1926744
(S) o-Terphenyl	45.6			18.0-148		09/16/2022 13:17	WG1926744

Semi Volatile Organic Compounds (GC/MS) by Method 8270C-SIM

Analyte	Result mg/kg	Qualifier	MDL mg/kg	RDL mg/kg	Dilution	Analysis date / time	Batch
Anthracene	U		0.00230	0.00600	1	09/17/2022 17:35	WG1926770
Acenaphthene	0.0198		0.00209	0.00600	1	09/17/2022 17:35	WG1926770
Benzo(a)anthracene	0.0126		0.00173	0.00600	1	09/17/2022 17:35	WG1926770
Benzo(a)pyrene	0.00778		0.00179	0.00600	1	09/17/2022 17:35	WG1926770
Benzo(b)fluoranthene	0.00954		0.00153	0.00600	1	09/17/2022 17:35	WG1926770
Benzo(k)fluoranthene	0.00224	U	0.00215	0.00600	1	09/17/2022 17:35	WG1926770
Chrysene	0.0161		0.00232	0.00600	1	09/17/2022 17:35	WG1926770
Dibenz(a,h)anthracene	0.00246	U	0.00172	0.00600	1	09/17/2022 17:35	WG1926770
Fluoranthene	0.0123		0.00227	0.00600	1	09/17/2022 17:35	WG1926770
Fluorene	0.0340		0.00205	0.00600	1	09/17/2022 17:35	WG1926770
Indeno(1,2,3-cd)pyrene	0.00336	U	0.00181	0.00600	1	09/17/2022 17:35	WG1926770
Naphthalene	0.214		0.00408	0.0200	1	09/17/2022 17:35	WG1926770
Pyrene	0.0195		0.00200	0.00600	1	09/17/2022 17:35	WG1926770
1-Methylnaphthalene	0.493		0.00449	0.0200	1	09/17/2022 17:35	WG1926770
2-Methylnaphthalene	0.909		0.00427	0.0200	1	09/17/2022 17:35	WG1926770
(S) p-Terphenyl-d14	82.1			23.0-120		09/17/2022 17:35	WG1926770
(S) Nitrobenzene-d5	91.8			14.0-149		09/17/2022 17:35	WG1926770
(S) 2-Fluorobiphenyl	82.6			34.0-125		09/17/2022 17:35	WG1926770

1 Cp

2 Tc

3 Ss

4 Cn

5 Sr

6 Qc

7 Gl

8 Al

9 Sc

Calculated Results

Analyte	Result	Qualifier	Dilution	Analysis date / time	Batch
Sodium Adsorption Ratio	1.61		1	09/20/2022 23:51	WG1926589

Wet Chemistry by Method 7199

Analyte	Result mg/kg	Qualifier	MDL mg/kg	RDL mg/kg	Dilution	Analysis date / time	Batch
Hexavalent Chromium	0.562	J	0.255	1.00	1	09/23/2022 14:18	WG1929479

Wet Chemistry by Method 9045D

Analyte	Result su	Qualifier	Dilution	Analysis date / time	Batch
pH	8.44	T8	1	09/20/2022 17:00	WG1929264

Sample Narrative:

L1534450-12 WG1929264: 8.44 at 23.4C

Wet Chemistry by Method 9050AMod

Analyte	Result umhos/cm	Qualifier	RDL umhos/cm	Dilution	Analysis date / time	Batch
Specific Conductance	211		10.0	1	09/23/2022 11:10	WG1927576

Sample Narrative:

L1534450-12 WG1927576: at 25C

Metals (ICP) by Method 6010B

Analyte	Result mg/kg	Qualifier	MDL mg/kg	RDL mg/kg	Dilution	Analysis date / time	Batch
Barium	286		0.0852	0.500	1	09/15/2022 17:53	WG1926442
Cadmium	0.299	J	0.0471	0.500	1	09/15/2022 17:53	WG1926442
Copper	26.7		0.400	2.00	1	09/15/2022 17:53	WG1926442
Lead	13.1		0.208	0.500	1	09/15/2022 17:53	WG1926442
Nickel	14.7		0.132	2.00	1	09/15/2022 17:53	WG1926442
Selenium	U		0.764	2.00	1	09/15/2022 17:53	WG1926442
Silver	U		0.127	1.00	1	09/15/2022 17:53	WG1926442
Zinc	56.8		0.832	5.00	1	09/15/2022 17:53	WG1926442

Metals (ICP) by Method 6010B-NE493 Ch 2

Analyte	Result mg/l	Qualifier	MDL mg/l	RDL mg/l	Dilution	Analysis date / time	Batch
Hot Water Sol. Boron	0.175	J	0.0167	0.200	1	09/15/2022 22:42	WG1925597

Metals (ICPMS) by Method 6020

Analyte	Result mg/kg	Qualifier	MDL mg/kg	RDL mg/kg	Dilution	Analysis date / time	Batch
Arsenic	2.65		0.100	1.00	5	09/15/2022 18:55	WG1926444

Volatile Organic Compounds (GC) by Method 8015D/GRO

Analyte	Result mg/kg	Qualifier	MDL mg/kg	RDL mg/kg	Dilution	Analysis date / time	Batch
TPH (GC/FID) Low Fraction	0.137		0.0217	0.100	1	09/15/2022 19:12	WG1926632
(S) a,a,a-Trifluorotoluene(FID)	92.9			77.0-120		09/15/2022 19:12	WG1926632

1 Cp

2 Tc

3 Ss

4 Cn

5 Sr

6 Qc

7 Gl

8 Al

9 Sc

Volatile Organic Compounds (GC/MS) by Method 8260B

Analyte	Result mg/kg	Qualifier	MDL mg/kg	RDL mg/kg	Dilution	Analysis date / time	Batch
Benzene	U		0.000467	0.00100	1	09/17/2022 10:19	WG1927478
Toluene	U		0.00130	0.00500	1	09/17/2022 10:19	WG1927478
Ethylbenzene	U		0.000737	0.00250	1	09/17/2022 10:19	WG1927478
Xylenes, Total	U		0.000880	0.00650	1	09/17/2022 10:19	WG1927478
1,2,4-Trimethylbenzene	U		0.00158	0.00500	1	09/17/2022 10:19	WG1927478
1,3,5-Trimethylbenzene	U		0.00200	0.00500	1	09/17/2022 10:19	WG1927478
(S) Toluene-d8	99.7			75.0-131		09/17/2022 10:19	WG1927478
(S) 4-Bromofluorobenzene	95.5			67.0-138		09/17/2022 10:19	WG1927478
(S) 1,2-Dichloroethane-d4	103			70.0-130		09/17/2022 10:19	WG1927478

Semi-Volatile Organic Compounds (GC) by Method 8015M

Analyte	Result mg/kg	Qualifier	MDL mg/kg	RDL mg/kg	Dilution	Analysis date / time	Batch
C10-C28 Diesel Range	2.38	U	1.61	4.00	1	09/16/2022 17:31	WG1926744
C28-C36 Motor Oil Range	3.87	U	0.274	4.00	1	09/16/2022 17:31	WG1926744
(S) o-Terphenyl	61.6			18.0-148		09/16/2022 17:31	WG1926744

Semi Volatile Organic Compounds (GC/MS) by Method 8270C-SIM

Analyte	Result mg/kg	Qualifier	MDL mg/kg	RDL mg/kg	Dilution	Analysis date / time	Batch
Anthracene	U		0.00230	0.00600	1	09/17/2022 16:22	WG1926770
Acenaphthene	U		0.00209	0.00600	1	09/17/2022 16:22	WG1926770
Benzo(a)anthracene	U		0.00173	0.00600	1	09/17/2022 16:22	WG1926770
Benzo(a)pyrene	U		0.00179	0.00600	1	09/17/2022 16:22	WG1926770
Benzo(b)fluoranthene	U		0.00153	0.00600	1	09/17/2022 16:22	WG1926770
Benzo(k)fluoranthene	U		0.00215	0.00600	1	09/17/2022 16:22	WG1926770
Chrysene	U		0.00232	0.00600	1	09/17/2022 16:22	WG1926770
Dibenz(a,h)anthracene	U		0.00172	0.00600	1	09/17/2022 16:22	WG1926770
Fluoranthene	U		0.00227	0.00600	1	09/17/2022 16:22	WG1926770
Fluorene	U		0.00205	0.00600	1	09/17/2022 16:22	WG1926770
Indeno(1,2,3-cd)pyrene	U		0.00181	0.00600	1	09/17/2022 16:22	WG1926770
Naphthalene	0.00420	U	0.00408	0.0200	1	09/17/2022 16:22	WG1926770
Pyrene	U		0.00200	0.00600	1	09/17/2022 16:22	WG1926770
1-Methylnaphthalene	U		0.00449	0.0200	1	09/17/2022 16:22	WG1926770
2-Methylnaphthalene	0.00654	U	0.00427	0.0200	1	09/17/2022 16:22	WG1926770
(S) p-Terphenyl-d14	80.9			23.0-120		09/17/2022 16:22	WG1926770
(S) Nitrobenzene-d5	74.0			14.0-149		09/17/2022 16:22	WG1926770
(S) 2-Fluorobiphenyl	69.4			34.0-125		09/17/2022 16:22	WG1926770

1 Cp

2 Tc

3 Ss

4 Cn

5 Sr

6 Qc

7 Gl

8 Al

9 Sc

Calculated Results

Analyte	Result	Qualifier	Dilution	Analysis date / time	Batch
Sodium Adsorption Ratio	1.31		1	09/20/2022 23:53	WG1926589

Wet Chemistry by Method 7199

Analyte	Result mg/kg	Qualifier	MDL mg/kg	RDL mg/kg	Dilution	Analysis date / time	Batch
Hexavalent Chromium	0.429	J	0.255	1.00	1	09/23/2022 14:25	WG1929479

Wet Chemistry by Method 9045D

Analyte	Result su	Qualifier	Dilution	Analysis date / time	Batch
pH	8.21	T8	1	09/20/2022 17:00	WG1929264

Sample Narrative:

L1534450-13 WG1929264: 8.21 at 23.8C

Wet Chemistry by Method 9050AMod

Analyte	Result umhos/cm	Qualifier	RDL umhos/cm	Dilution	Analysis date / time	Batch
Specific Conductance	300		10.0	1	09/23/2022 11:10	WG1927576

Sample Narrative:

L1534450-13 WG1927576: at 25C

Metals (ICP) by Method 6010B

Analyte	Result mg/kg	Qualifier	MDL mg/kg	RDL mg/kg	Dilution	Analysis date / time	Batch
Barium	251		0.0852	0.500	1	09/15/2022 17:56	WG1926442
Cadmium	0.313	J	0.0471	0.500	1	09/15/2022 17:56	WG1926442
Copper	27.4		0.400	2.00	1	09/15/2022 17:56	WG1926442
Lead	13.4		0.208	0.500	1	09/15/2022 17:56	WG1926442
Nickel	15.6		0.132	2.00	1	09/15/2022 17:56	WG1926442
Selenium	U		0.764	2.00	1	09/15/2022 17:56	WG1926442
Silver	U		0.127	1.00	1	09/15/2022 17:56	WG1926442
Zinc	60.9		0.832	5.00	1	09/15/2022 17:56	WG1926442

Metals (ICP) by Method 6010B-NE493 Ch 2

Analyte	Result mg/l	Qualifier	MDL mg/l	RDL mg/l	Dilution	Analysis date / time	Batch
Hot Water Sol. Boron	0.153	J	0.0167	0.200	1	09/15/2022 22:45	WG1925597

Metals (ICPMS) by Method 6020

Analyte	Result mg/kg	Qualifier	MDL mg/kg	RDL mg/kg	Dilution	Analysis date / time	Batch
Arsenic	2.46		0.100	1.00	5	09/15/2022 18:58	WG1926444

Volatile Organic Compounds (GC) by Method 8015D/GRO

Analyte	Result mg/kg	Qualifier	MDL mg/kg	RDL mg/kg	Dilution	Analysis date / time	Batch
TPH (GC/FID) Low Fraction	0.0244	B J	0.0219	0.101	1.01	09/15/2022 22:11	WG1927118
(S) <i>a,a,a</i> -Trifluorotoluene(FID)	106			77.0-120		09/15/2022 22:11	WG1927118

1 Cp

2 Tc

3 Ss

4 Cn

5 Sr

6 Qc

7 Gl

8 Al

9 Sc

Volatile Organic Compounds (GC/MS) by Method 8260B

Analyte	Result mg/kg	Qualifier	MDL mg/kg	RDL mg/kg	Dilution	Analysis date / time	Batch
Benzene	U		0.000472	0.00101	1.01	09/17/2022 10:38	WG1927478
Toluene	U		0.00131	0.00505	1.01	09/17/2022 10:38	WG1927478
Ethylbenzene	U		0.000744	0.00253	1.01	09/17/2022 10:38	WG1927478
Xylenes, Total	U		0.000889	0.00656	1.01	09/17/2022 10:38	WG1927478
1,2,4-Trimethylbenzene	U		0.00160	0.00505	1.01	09/17/2022 10:38	WG1927478
1,3,5-Trimethylbenzene	U		0.00202	0.00505	1.01	09/17/2022 10:38	WG1927478
(S) Toluene-d8	104			75.0-131		09/17/2022 10:38	WG1927478
(S) 4-Bromofluorobenzene	97.8			67.0-138		09/17/2022 10:38	WG1927478
(S) 1,2-Dichloroethane-d4	105			70.0-130		09/17/2022 10:38	WG1927478

Semi-Volatile Organic Compounds (GC) by Method 8015M

Analyte	Result mg/kg	Qualifier	MDL mg/kg	RDL mg/kg	Dilution	Analysis date / time	Batch
C10-C28 Diesel Range	2.52	U	1.61	4.00	1	09/16/2022 13:04	WG1926744
C28-C36 Motor Oil Range	2.60	U	0.274	4.00	1	09/16/2022 13:04	WG1926744
(S) o-Terphenyl	67.3			18.0-148		09/16/2022 13:04	WG1926744

Semi Volatile Organic Compounds (GC/MS) by Method 8270C-SIM

Analyte	Result mg/kg	Qualifier	MDL mg/kg	RDL mg/kg	Dilution	Analysis date / time	Batch
Anthracene	U		0.00230	0.00600	1	09/17/2022 16:40	WG1926770
Acenaphthene	U		0.00209	0.00600	1	09/17/2022 16:40	WG1926770
Benzo(a)anthracene	0.00243	U	0.00173	0.00600	1	09/17/2022 16:40	WG1926770
Benzo(a)pyrene	0.00231	U	0.00179	0.00600	1	09/17/2022 16:40	WG1926770
Benzo(b)fluoranthene	0.00363	U	0.00153	0.00600	1	09/17/2022 16:40	WG1926770
Benzo(k)fluoranthene	U		0.00215	0.00600	1	09/17/2022 16:40	WG1926770
Chrysene	0.00283	U	0.00232	0.00600	1	09/17/2022 16:40	WG1926770
Dibenz(a,h)anthracene	U		0.00172	0.00600	1	09/17/2022 16:40	WG1926770
Fluoranthene	0.00434	U	0.00227	0.00600	1	09/17/2022 16:40	WG1926770
Fluorene	U		0.00205	0.00600	1	09/17/2022 16:40	WG1926770
Indeno(1,2,3-cd)pyrene	0.00204	U	0.00181	0.00600	1	09/17/2022 16:40	WG1926770
Naphthalene	U		0.00408	0.0200	1	09/17/2022 16:40	WG1926770
Pyrene	0.00441	U	0.00200	0.00600	1	09/17/2022 16:40	WG1926770
1-Methylnaphthalene	U		0.00449	0.0200	1	09/17/2022 16:40	WG1926770
2-Methylnaphthalene	U		0.00427	0.0200	1	09/17/2022 16:40	WG1926770
(S) p-Terphenyl-d14	78.4			23.0-120		09/17/2022 16:40	WG1926770
(S) Nitrobenzene-d5	78.7			14.0-149		09/17/2022 16:40	WG1926770
(S) 2-Fluorobiphenyl	77.4			34.0-125		09/17/2022 16:40	WG1926770

1 Cp

2 Tc

3 Ss

4 Cn

5 Sr

6 Qc

7 Gl

8 Al

9 Sc

Method Blank (MB)

(MB) R3841276-1 09/23/22 12:40

	MB Result	MB Qualifier	MB MDL	MB RDL
Analyte	mg/kg		mg/kg	mg/kg
Hexavalent Chromium	U		0.255	1.00

L1534450-03 Original Sample (OS) • Duplicate (DUP)

(OS) L1534450-03 09/23/22 13:15 • (DUP) R3841276-3 09/23/22 13:20

	Original Result	DUP Result	Dilution	DUP RPD	DUP Qualifier	DUP RPD Limits
Analyte	mg/kg	mg/kg		%		%
Hexavalent Chromium	0.530	0.473	1	11.2	J	20

L1536017-02 Original Sample (OS) • Duplicate (DUP)

(OS) L1536017-02 09/23/22 14:36 • (DUP) R3841276-4 09/23/22 14:51

	Original Result	DUP Result	Dilution	DUP RPD	DUP Qualifier	DUP RPD Limits
Analyte	mg/kg	mg/kg		%		%
Hexavalent Chromium	U	U	1	0.000		20

Laboratory Control Sample (LCS)

(LCS) R3841276-2 09/23/22 12:45

	Spike Amount	LCS Result	LCS Rec.	Rec. Limits	LCS Qualifier
Analyte	mg/kg	mg/kg	%	%	
Hexavalent Chromium	10.0	10.3	103	80.0-120	

L1536017-03 Original Sample (OS) • Matrix Spike (MS) • Matrix Spike Duplicate (MSD)

(OS) L1536017-03 09/23/22 14:56 • (MS) R3841276-7 09/23/22 15:02 • (MSD) R3841276-8 09/23/22 15:07

	Spike Amount	Original Result	MS Result	MSD Result	MS Rec.	MSD Rec.	Dilution	Rec. Limits	MS Qualifier	MSD Qualifier	RPD	RPD Limits
Analyte	mg/kg	mg/kg	mg/kg	mg/kg	%	%		%			%	%
Hexavalent Chromium	20.0	0.312	16.1	14.2	78.8	69.4	1	75.0-125		J6	12.5	20

L1536017-03 Original Sample (OS) • Matrix Spike (MS)

(OS) L1536017-03 09/23/22 14:56 • (MS) R3841276-10 09/23/22 15:17

	Spike Amount	Original Result	MS Result	MS Rec.	Dilution	Rec. Limits	MS Qualifier
Analyte	mg/kg	mg/kg	mg/kg	%		%	
Hexavalent Chromium	646	0.312	533	82.6	50	75.0-125	

1Cp

2Tc

3Ss

4Cn

5Sr

6Qc

7Gl

8Al

9Sc

L1533904-04 Original Sample (OS) • Duplicate (DUP)

(OS) L1533904-04 09/20/22 16:00 • (DUP) R3839342-2 09/20/22 16:00

	Original Result	DUP Result	Dilution	DUP RPD	DUP Qualifier	DUP RPD Limits
Analyte	su	su		%		%
pH	8.80	8.79	1	0.114		1

Sample Narrative:

OS: 8.8 at 23.1C

DUP: 8.79 at 22.9C

L1534450-08 Original Sample (OS) • Duplicate (DUP)

(OS) L1534450-08 09/20/22 16:00 • (DUP) R3839342-3 09/20/22 16:00

	Original Result	DUP Result	Dilution	DUP RPD	DUP Qualifier	DUP RPD Limits
Analyte	su	su		%		%
pH	8.43	8.46	1	0.355		1

Sample Narrative:

OS: 8.43 at 23.2C

DUP: 8.46 at 23C

Laboratory Control Sample (LCS)

(LCS) R3839342-1 09/20/22 16:00

	Spike Amount	LCS Result	LCS Rec.	Rec. Limits	LCS Qualifier
Analyte	su	su	%	%	
pH	10.0	9.91	99.1	99.0-101	

Sample Narrative:

LCS: 9.91 at 23.6C

1Cp

2Tc

3Ss

4Cn

5Sr

6Qc

7Gl

8Al

9Sc

L1534044-02 Original Sample (OS) • Duplicate (DUP)

(OS) L1534044-02 09/21/22 12:00 • (DUP) R3839634-2 09/21/22 12:00

	Original Result	DUP Result	Dilution	DUP RPD	DUP Qualifier	DUP RPD Limits
Analyte	su	su		%		%
pH	7.75	7.75	1	0.000		1

Sample Narrative:

OS: 7.75 at 21.6C

DUP: 7.75 at 21.8C



L1534307-01 Original Sample (OS) • Duplicate (DUP)

(OS) L1534307-01 09/21/22 12:00 • (DUP) R3839634-3 09/21/22 12:00

	Original Result	DUP Result	Dilution	DUP RPD	DUP Qualifier	DUP RPD Limits
Analyte	su	su		%		%
pH	8.43	8.42	1	0.119		1

Sample Narrative:

OS: 8.43 at 22.1C

DUP: 8.42 at 22.2C

Laboratory Control Sample (LCS)

(LCS) R3839634-1 09/21/22 12:00

	Spike Amount	LCS Result	LCS Rec.	Rec. Limits	LCS Qualifier
Analyte	su	su	%	%	
pH	10.0	9.91	99.1	99.0-101	

Sample Narrative:

LCS: 9.91 at 21C

L1534552-01 Original Sample (OS) • Duplicate (DUP)

(OS) L1534552-01 09/20/22 17:00 • (DUP) R3839370-2 09/20/22 17:00

	Original Result	DUP Result	Dilution	DUP RPD	<u>DUP Qualifier</u>	DUP RPD Limits
Analyte	pH	su		%		%
pH	8.12	8.11	1	0.123		1

Sample Narrative:

OS: 8.12 at 23.2C

DUP: 8.11 at 23.2C

¹Cp

²Tc

³Ss

⁴Cn

⁵Sr

⁶Qc

⁷Gl

⁸Al

⁹Sc

L1534970-05 Original Sample (OS) • Duplicate (DUP)

(OS) L1534970-05 09/20/22 17:00 • (DUP) R3839370-3 09/20/22 17:00

	Original Result	DUP Result	Dilution	DUP RPD	<u>DUP Qualifier</u>	DUP RPD Limits
Analyte	su	su		%		%
pH	8.80	8.80	1	0.000		1

Sample Narrative:

OS: 8.8 at 22.9C

DUP: 8.8 at 23C

Laboratory Control Sample (LCS)

(LCS) R3839370-1 09/20/22 17:00

	Spike Amount	LCS Result	LCS Rec.	Rec. Limits	<u>LCS Qualifier</u>
Analyte	su	su	%	%	
pH	10.0	9.90	99.0	99.0-101	

Sample Narrative:

LCS: 9.9 at 22.7C

Method Blank (MB)

(MB) R3840169-1 09/22/22 12:10

Analyte	MB Result umhos/cm	MB Qualifier	MB MDL umhos/cm	MB RDL umhos/cm
Specific Conductance	U		10.0	10.0

Sample Narrative:
BLANK: at 25C

L1532261-03 Original Sample (OS) • Duplicate (DUP)

(OS) L1532261-03 09/22/22 12:10 • (DUP) R3840169-3 09/22/22 12:10

Analyte	Original Result umhos/cm	DUP Result umhos/cm	Dilution	DUP RPD %	DUP Qualifier	DUP RPD Limits %
Specific Conductance	69.2	68.8	1	0.580		20

Sample Narrative:
OS: at 25C
DUP: at 25C

L1534450-04 Original Sample (OS) • Duplicate (DUP)

(OS) L1534450-04 09/22/22 12:10 • (DUP) R3840169-4 09/22/22 12:10

Analyte	Original Result umhos/cm	DUP Result umhos/cm	Dilution	DUP RPD %	DUP Qualifier	DUP RPD Limits %
Specific Conductance	887	889	1	0.225		20

Sample Narrative:
OS: at 25C
DUP: at 25C

Laboratory Control Sample (LCS)

(LCS) R3840169-2 09/22/22 12:10

Analyte	Spike Amount umhos/cm	LCS Result umhos/cm	LCS Rec. %	Rec. Limits %	LCS Qualifier
Specific Conductance	1120	1130	101	85.0-115	

Sample Narrative:
LCS: at 25C

1Cp

2Tc

3Ss

4Cn

5Sr

6Qc

7Gl

8Al

9Sc

Method Blank (MB)

(MB) R3840590-1 09/23/22 11:10

Analyte	MB Result umhos/cm	MB Qualifier	MB MDL umhos/cm	MB RDL umhos/cm
Specific Conductance	U		10.0	10.0

Sample Narrative:

BLANK: at 25C

L1534450-12 Original Sample (OS) • Duplicate (DUP)

(OS) L1534450-12 09/23/22 11:10 • (DUP) R3840590-3 09/23/22 11:10

Analyte	Original Result umhos/cm	DUP Result umhos/cm	Dilution	DUP RPD %	DUP Qualifier	DUP RPD Limits %
Specific Conductance	211	210	1	0.712		20

Sample Narrative:

OS: at 25C

DUP: at 25C

L1534581-01 Original Sample (OS) • Duplicate (DUP)

(OS) L1534581-01 09/23/22 11:10 • (DUP) R3840590-4 09/23/22 11:10

Analyte	Original Result umhos/cm	DUP Result umhos/cm	Dilution	DUP RPD %	DUP Qualifier	DUP RPD Limits %
Specific Conductance	191	193	1	0.729		20

Sample Narrative:

OS: at 25C

DUP: at 25C

Laboratory Control Sample (LCS)

(LCS) R3840590-2 09/23/22 11:10

Analyte	Spike Amount umhos/cm	LCS Result umhos/cm	LCS Rec. %	Rec. Limits %	LCS Qualifier
Specific Conductance	1120	1120	99.7	85.0-115	

Sample Narrative:

LCS: at 25C

1

Cp

2

Tc

3

Ss

4

Cn

5

Sr

6

Qc

7

Gl

8

Al

9

Sc

Method Blank (MB)

(MB) R3839400-1 09/20/22 16:29

Analyte	MB Result mg/kg	MB Qualifier	MB MDL mg/kg	MB RDL mg/kg
Barium	U		0.0852	0.500
Cadmium	U		0.0471	0.500
Copper	U		0.400	2.00
Lead	U		0.208	0.500
Nickel	U		0.132	2.00
Selenium	U		0.764	2.00
Silver	U		0.127	1.00
Zinc	U		0.832	5.00

1
Cp

2
Tc

3
Ss

4
Cn

5
Sr

6
Qc

7
Gl

8
Al

9
Sc

Laboratory Control Sample (LCS)

(LCS) R3839400-2 09/20/22 16:31

Analyte	Spike Amount mg/kg	LCS Result mg/kg	LCS Rec. %	Rec. Limits %	LCS Qualifier
Barium	100	101	101	80.0-120	
Cadmium	100	94.5	94.5	80.0-120	
Copper	100	98.8	98.8	80.0-120	
Lead	100	97.8	97.8	80.0-120	
Nickel	100	95.7	95.7	80.0-120	
Selenium	100	96.4	96.4	80.0-120	
Silver	20.0	19.6	97.9	80.0-120	
Zinc	100	95.6	95.6	80.0-120	

L1534062-01 Original Sample (OS) • Matrix Spike (MS) • Matrix Spike Duplicate (MSD)

(OS) L1534062-01 09/20/22 16:34 • (MS) R3839400-5 09/20/22 16:41 • (MSD) R3839400-6 09/20/22 16:44

Analyte	Spike Amount mg/kg	Original Result mg/kg	MS Result mg/kg	MSD Result mg/kg	MS Rec. %	MSD Rec. %	Dilution	Rec. Limits %	MS Qualifier	MSD Qualifier	RPD %	RPD Limits %
Barium	100	19.9	119	114	98.9	94.6	1	75.0-125			3.68	20
Cadmium	100	0.147	93.5	87.4	93.3	87.3	1	75.0-125			6.71	20
Copper	100	13.5	117	112	103	98.0	1	75.0-125			4.74	20
Lead	100	0.451	98.4	92.7	97.9	92.2	1	75.0-125			5.97	20
Nickel	100	4.49	101	95.8	97.0	91.3	1	75.0-125			5.77	20
Selenium	100	1.01	96.4	90.8	95.4	89.8	1	75.0-125			6.04	20
Silver	20.0	U	19.7	18.4	98.6	92.2	1	75.0-125			6.74	20
Zinc	100	26.1	122	118	95.6	91.8	1	75.0-125			3.16	20

Method Blank (MB)

(MB) R3836667-1 09/13/22 12:45

Analyte	MB Result mg/kg	MB Qualifier	MB MDL mg/kg	MB RDL mg/kg
Barium	U		0.0852	0.500
Cadmium	U		0.0471	0.500
Copper	U		0.400	2.00
Lead	U		0.208	0.500
Nickel	U		0.132	2.00
Selenium	U		0.764	2.00
Silver	U		0.127	1.00
Zinc	U		0.832	5.00

Laboratory Control Sample (LCS)

(LCS) R3836667-2 09/13/22 12:48

Analyte	Spike Amount mg/kg	LCS Result mg/kg	LCS Rec. %	Rec. Limits %	LCS Qualifier
Barium	100	101	101	80.0-120	
Cadmium	100	97.1	97.1	80.0-120	
Copper	100	100	100	80.0-120	
Lead	100	92.1	92.1	80.0-120	
Nickel	100	95.0	95.0	80.0-120	
Selenium	100	96.7	96.7	80.0-120	
Silver	20.0	18.7	93.7	80.0-120	
Zinc	100	93.7	93.7	80.0-120	

L1533460-01 Original Sample (OS) • Matrix Spike (MS) • Matrix Spike Duplicate (MSD)

(OS) L1533460-01 09/13/22 12:51 • (MS) R3836667-5 09/13/22 12:59 • (MSD) R3836667-6 09/13/22 13:02

Analyte	Spike Amount mg/kg	Original Result mg/kg	MS Result mg/kg	MSD Result mg/kg	MS Rec. %	MSD Rec. %	Dilution	Rec. Limits %	MS Qualifier	MSD Qualifier	RPD %	RPD Limits %
Barium	100	1630	1610	1310	0.000	0.000	1	75.0-125	V	J3 V	20.8	20
Cadmium	100	0.480	103	98.5	103	98.0	1	75.0-125			4.80	20
Copper	100	13.3	121	116	108	103	1	75.0-125			4.15	20
Lead	100	10.6	108	104	97.1	93.5	1	75.0-125			3.37	20
Nickel	100	16.4	116	113	99.3	96.3	1	75.0-125			2.65	20
Selenium	100	1.23	103	97.1	102	95.9	1	75.0-125			6.11	20
Silver	20.0	U	20.0	19.1	99.8	95.4	1	75.0-125			4.50	20
Zinc	100	51.7	144	144	92.4	92.6	1	75.0-125			0.131	20

1Cp

2Tc

3Ss

4Cn

5Sr

6Qc

7Gl

8Al

9Sc

Method Blank (MB)

(MB) R3837808-1 09/15/22 17:31

Analyte	MB Result mg/kg	MB Qualifier	MB MDL mg/kg	MB RDL mg/kg
Barium	U		0.0852	0.500
Cadmium	U		0.0471	0.500
Copper	U		0.400	2.00
Lead	U		0.208	0.500
Nickel	U		0.132	2.00
Selenium	U		0.764	2.00
Silver	U		0.127	1.00
Zinc	U		0.832	5.00

¹Cp

²Tc

³Ss

⁴Cn

⁵Sr

⁶Qc

⁷Gl

⁸Al

⁹Sc

Laboratory Control Sample (LCS)

(LCS) R3837808-2 09/15/22 17:34

Analyte	Spike Amount mg/kg	LCS Result mg/kg	LCS Rec. %	Rec. Limits %	LCS Qualifier
Barium	100	101	101	80.0-120	
Cadmium	100	97.2	97.2	80.0-120	
Copper	100	96.7	96.7	80.0-120	
Lead	100	97.3	97.3	80.0-120	
Nickel	100	96.7	96.7	80.0-120	
Selenium	100	98.8	98.8	80.0-120	
Silver	20.0	19.1	95.6	80.0-120	
Zinc	100	94.5	94.5	80.0-120	

L1534450-11 Original Sample (OS) • Matrix Spike (MS) • Matrix Spike Duplicate (MSD)

(OS) L1534450-11 09/15/22 17:37 • (MS) R3837808-5 09/15/22 17:45 • (MSD) R3837808-6 09/15/22 17:48

Analyte	Spike Amount mg/kg	Original Result mg/kg	MS Result mg/kg	MSD Result mg/kg	MS Rec. %	MSD Rec. %	Dilution	Rec. Limits %	MS Qualifier	MSD Qualifier	RPD %	RPD Limits %
Barium	100	243	408	329	165	85.8	1	75.0-125	J5	J3	21.5	20
Cadmium	100	0.489	84.8	87.6	84.3	87.1	1	75.0-125			3.24	20
Copper	100	53.6	148	154	94.3	100	1	75.0-125			3.80	20
Lead	100	48.7	128	120	79.6	71.0	1	75.0-125		J6	6.94	20
Nickel	100	46.2	137	133	90.6	86.9	1	75.0-125			2.75	20
Selenium	100	U	82.7	86.7	82.7	86.7	1	75.0-125			4.76	20
Silver	20.0	U	16.6	17.1	83.1	85.5	1	75.0-125			2.86	20
Zinc	100	87.9	173	169	85.2	81.5	1	75.0-125			2.14	20

Method Blank (MB)

(MB) R3837837-1 09/15/22 22:32

Analyte	MB Result mg/l	MB Qualifier	MB MDL mg/l	MB RDL mg/l
Hot Water Sol. Boron	U		0.0167	0.200

Laboratory Control Sample (LCS) • Laboratory Control Sample Duplicate (LCSD)

(LCS) R3837837-2 09/15/22 22:34 • (LCSD) R3837837-3 09/15/22 22:37

Analyte	Spike Amount mg/l	LCS Result mg/l	LCSD Result mg/l	LCS Rec. %	LCSD Rec. %	Rec. Limits %	LCS Qualifier	LCSD Qualifier	RPD %	RPD Limits %
Hot Water Sol. Boron	1.00	1.01	1.00	101	100	80.0-120			1.22	20

¹Cp

²Tc

³Ss

⁴Cn

⁵Sr

⁶Qc

⁷Gl

⁸Al

⁹Sc

Method Blank (MB)

(MB) R3839973-1 09/21/22 23:38

Analyte	MB Result mg/l	MB Qualifier	MB MDL mg/l	MB RDL mg/l
Hot Water Sol. Boron	U		0.0167	0.200

Laboratory Control Sample (LCS) • Laboratory Control Sample Duplicate (LCSD)

(LCS) R3839973-2 09/21/22 23:41 • (LCSD) R3839973-3 09/21/22 23:43

Analyte	Spike Amount mg/l	LCS Result mg/l	LCSD Result mg/l	LCS Rec. %	LCSD Rec. %	Rec. Limits %	LCS Qualifier	LCSD Qualifier	RPD %	RPD Limits %
Hot Water Sol. Boron	1.00	1.03	1.02	103	102	80.0-120			1.60	20

¹Cp

²Tc

³Ss

⁴Cn

⁵Sr

⁶Qc

⁷Gl

⁸Al

⁹Sc

Method Blank (MB)

(MB) R3839239-1 09/20/22 13:33

Analyte	MB Result mg/kg	MB Qualifier	MB MDL mg/kg	MB RDL mg/kg
Arsenic	U		0.100	1.00

Laboratory Control Sample (LCS)

(LCS) R3839239-2 09/20/22 13:36

Analyte	Spike Amount mg/kg	LCS Result mg/kg	LCS Rec. %	Rec. Limits %	LCS Qualifier
Arsenic	100	87.8	87.8	80.0-120	

L1534062-01 Original Sample (OS) • Matrix Spike (MS) • Matrix Spike Duplicate (MSD)

(OS) L1534062-01 09/20/22 13:40 • (MS) R3839239-5 09/20/22 13:49 • (MSD) R3839239-6 09/20/22 13:53

Analyte	Spike Amount mg/kg	Original Result mg/kg	MS Result mg/kg	MSD Result mg/kg	MS Rec. %	MSD Rec. %	Dilution	Rec. Limits %	MS Qualifier	MSD Qualifier	RPD %	RPD Limits %
Arsenic	100	1.99	90.3	77.9	88.3	75.9	5	75.0-125			14.7	20

1

Cp

2

Tc

3

Ss

4

Cn

5

Sr

6

Qc

7

Gl

8

Al

9

Sc

Method Blank (MB)

(MB) R3836471-1 09/13/22 10:36

Analyte	MB Result mg/kg	MB Qualifier	MB MDL mg/kg	MB RDL mg/kg
Arsenic	U		0.100	1.00

Laboratory Control Sample (LCS)

(LCS) R3836471-2 09/13/22 10:39

Analyte	Spike Amount mg/kg	LCS Result mg/kg	LCS Rec. %	Rec. Limits %	LCS Qualifier
Arsenic	100	86.3	86.3	80.0-120	

L1533460-01 Original Sample (OS) • Matrix Spike (MS) • Matrix Spike Duplicate (MSD)

(OS) L1533460-01 09/13/22 10:43 • (MS) R3836471-5 09/13/22 10:52 • (MSD) R3836471-6 09/13/22 10:56

Analyte	Spike Amount mg/kg	Original Result mg/kg	MS Result mg/kg	MSD Result mg/kg	MS Rec. %	MSD Rec. %	Dilution	Rec. Limits %	MS Qualifier	MSD Qualifier	RPD %	RPD Limits %
Arsenic	100	3.91	90.6	91.2	86.7	87.3	5	75.0-125			0.646	20

1Cp

2Tc

3Ss

4Cn

5Sr

6Qc

7Gl

8Al

9Sc

Method Blank (MB)

(MB) R3837803-1 09/15/22 18:29

Analyte	MB Result mg/kg	MB Qualifier	MB MDL mg/kg	MB RDL mg/kg
Arsenic	U		0.100	1.00

Laboratory Control Sample (LCS)

(LCS) R3837803-2 09/15/22 18:32

Analyte	Spike Amount mg/kg	LCS Result mg/kg	LCS Rec. %	Rec. Limits %	LCS Qualifier
Arsenic	100	94.5	94.5	80.0-120	

L1534450-11 Original Sample (OS) • Matrix Spike (MS) • Matrix Spike Duplicate (MSD)

(OS) L1534450-11 09/15/22 18:35 • (MS) R3837803-5 09/15/22 18:45 • (MSD) R3837803-6 09/15/22 18:48

Analyte	Spike Amount mg/kg	Original Result mg/kg	MS Result mg/kg	MSD Result mg/kg	MS Rec. %	MSD Rec. %	Dilution	Rec. Limits %	MS Qualifier	MSD Qualifier	RPD %	RPD Limits %
Arsenic	100	29.4	107	89.4	77.4	60.0	5	75.0-125		J6	17.8	20

1
Cp

2
Tc

3
Ss

4
Cn

5
Sr

6
Qc

7
Gl

8
Al

9
Sc

Method Blank (MB)

(MB) R3837969-2 09/15/22 10:23

Analyte	MB Result mg/kg	MB Qualifier	MB MDL mg/kg	MB RDL mg/kg
TPH (GC/FID) Low Fraction	U		0.0217	0.100
(S) a,a,a-Trifluorotoluene(FID)	94.1			77.0-120

Laboratory Control Sample (LCS)

(LCS) R3837969-1 09/15/22 09:37

Analyte	Spike Amount mg/kg	LCS Result mg/kg	LCS Rec. %	Rec. Limits %	LCS Qualifier
TPH (GC/FID) Low Fraction	5.50	5.07	92.2	72.0-127	
(S) a,a,a-Trifluorotoluene(FID)			100	77.0-120	

L1534450-01 Original Sample (OS) • Matrix Spike (MS) • Matrix Spike Duplicate (MSD)

(OS) L1534450-01 09/15/22 13:44 • (MS) R3837969-3 09/15/22 19:32 • (MSD) R3837969-4 09/15/22 19:53

Analyte	Spike Amount mg/kg	Original Result mg/kg	MS Result mg/kg	MSD Result mg/kg	MS Rec. %	MSD Rec. %	Dilution	Rec. Limits %	MS Qualifier	MSD Qualifier	RPD %	RPD Limits %
TPH (GC/FID) Low Fraction	5.45	0.109	3.01	2.49	53.2	43.3	1	10.0-151			18.9	28
(S) a,a,a-Trifluorotoluene(FID)					98.6	85.6		77.0-120				

1Cp

2Tc

3Ss

4Cn

5Sr

6Qc

7Gl

8Al

9Sc

Method Blank (MB)

(MB) R3838692-2 09/15/22 20:11

Analyte	MB Result mg/kg	MB Qualifier	MB MDL mg/kg	MB RDL mg/kg
TPH (GC/FID) Low Fraction	0.0218	⬇	0.0217	0.100
(S) a,a,a-Trifluorotoluene(FID)	106			77.0-120

Laboratory Control Sample (LCS)

(LCS) R3838692-1 09/15/22 19:13

Analyte	Spike Amount mg/kg	LCS Result mg/kg	LCS Rec. %	Rec. Limits %	LCS Qualifier
TPH (GC/FID) Low Fraction	5.50	6.20	113	72.0-127	
(S) a,a,a-Trifluorotoluene(FID)			115	77.0-120	

L1534556-01 Original Sample (OS) • Matrix Spike (MS) • Matrix Spike Duplicate (MSD)

(OS) L1534556-01 09/15/22 22:33 • (MS) R3838692-3 09/16/22 04:20 • (MSD) R3838692-4 09/16/22 04:43

Analyte	Spike Amount mg/kg	Original Result mg/kg	MS Result mg/kg	MSD Result mg/kg	MS Rec. %	MSD Rec. %	Dilution	Rec. Limits %	MS Qualifier	MSD Qualifier	RPD %	RPD Limits %
TPH (GC/FID) Low Fraction	5.50	0.0331	4.84	4.22	87.4	76.1	1	10.0-151			13.7	28
(S) a,a,a-Trifluorotoluene(FID)					113	111		77.0-120				

1
Cp

2
Tc

3
Ss

4
Cn

5
Sr

6
Qc

7
Gl

8
Al

9
Sc

Method Blank (MB)

(MB) R3839059-2 09/17/22 14:30

Analyte	MB Result mg/kg	MB Qualifier	MB MDL mg/kg	MB RDL mg/kg
Benzene	U		0.000467	0.00100
Toluene	U		0.00130	0.00500
Ethylbenzene	U		0.000737	0.00250
Xylenes, Total	U		0.000880	0.00650
1,2,4-Trimethylbenzene	U		0.00158	0.00500
1,3,5-Trimethylbenzene	U		0.00200	0.00500
(S) Toluene-d8	119			75.0-131
(S) 4-Bromofluorobenzene	98.5			67.0-138
(S) 1,2-Dichloroethane-d4	76.9			70.0-130

Laboratory Control Sample (LCS)

(LCS) R3839059-1 09/17/22 13:34

Analyte	Spike Amount mg/kg	LCS Result mg/kg	LCS Rec. %	Rec. Limits %	LCS Qualifier
Benzene	0.125	0.109	87.2	70.0-123	
Toluene	0.125	0.129	103	75.0-121	
Ethylbenzene	0.125	0.134	107	74.0-126	
Xylenes, Total	0.375	0.384	102	72.0-127	
1,2,4-Trimethylbenzene	0.125	0.104	83.2	70.0-126	
1,3,5-Trimethylbenzene	0.125	0.111	88.8	73.0-127	
(S) Toluene-d8			116	75.0-131	
(S) 4-Bromofluorobenzene			102	67.0-138	
(S) 1,2-Dichloroethane-d4			88.8	70.0-130	

1Cp

2Tc

3Ss

4Cn

5Sr

6Qc

7Gl

8Al

9Sc

Method Blank (MB)

(MB) R3838428-3 09/17/22 08:06

Analyte	MB Result mg/kg	MB Qualifier	MB MDL mg/kg	MB RDL mg/kg
Benzene	U		0.000467	0.00100
Toluene	U		0.00130	0.00500
Ethylbenzene	U		0.000737	0.00250
Xylenes, Total	U		0.000880	0.00650
1,2,4-Trimethylbenzene	U		0.00158	0.00500
1,3,5-Trimethylbenzene	U		0.00200	0.00500
(S) Toluene-d8	103			75.0-131
(S) 4-Bromofluorobenzene	99.4			67.0-138
(S) 1,2-Dichloroethane-d4	105			70.0-130

Laboratory Control Sample (LCS) • Laboratory Control Sample Duplicate (LCSD)

(LCS) R3838428-1 09/17/22 06:48 • (LCSD) R3838428-2 09/17/22 07:07

Analyte	Spike Amount mg/kg	LCS Result mg/kg	LCSD Result mg/kg	LCS Rec. %	LCSD Rec. %	Rec. Limits %	LCS Qualifier	LCSD Qualifier	RPD %	RPD Limits %
Benzene	0.125	0.133	0.123	106	98.4	70.0-123			7.81	20
Toluene	0.125	0.115	0.108	92.0	86.4	75.0-121			6.28	20
Ethylbenzene	0.125	0.127	0.116	102	92.8	74.0-126			9.05	20
Xylenes, Total	0.375	0.361	0.346	96.3	92.3	72.0-127			4.24	20
1,2,4-Trimethylbenzene	0.125	0.122	0.115	97.6	92.0	70.0-126			5.91	20
1,3,5-Trimethylbenzene	0.125	0.124	0.112	99.2	89.6	73.0-127			10.2	20
(S) Toluene-d8				97.9	98.7	75.0-131				
(S) 4-Bromofluorobenzene				101	102	67.0-138				
(S) 1,2-Dichloroethane-d4				112	116	70.0-130				

1Cp

2Tc

3Ss

4Cn

5Sr

6Qc

7Gl

8Al

9Sc

Method Blank (MB)

(MB) R3838292-2 09/16/22 14:03

Analyte	MB Result mg/kg	MB Qualifier	MB MDL mg/kg	MB RDL mg/kg
C10-C28 Diesel Range	U		1.61	4.00
C28-C36 Motor Oil Range	U		0.274	4.00
(S) o-Terphenyl	78.4			18.0-148

Laboratory Control Sample (LCS)

(LCS) R3838292-1 09/16/22 13:49

Analyte	Spike Amount mg/kg	LCS Result mg/kg	LCS Rec. %	Rec. Limits %	LCS Qualifier
C10-C28 Diesel Range	50.0	36.8	73.6	50.0-150	
(S) o-Terphenyl			72.8	18.0-148	

L1534342-03 Original Sample (OS) • Matrix Spike (MS) • Matrix Spike Duplicate (MSD)

(OS) L1534342-03 09/16/22 14:44 • (MS) R3838292-3 09/16/22 14:58 • (MSD) R3838292-4 09/16/22 15:11

Analyte	Spike Amount mg/kg	Original Result mg/kg	MS Result mg/kg	MSD Result mg/kg	MS Rec. %	MSD Rec. %	Dilution	Rec. Limits %	MS Qualifier	MSD Qualifier	RPD %	RPD Limits %
C10-C28 Diesel Range	48.3	4.92	35.5	33.9	63.3	59.1	1	50.0-150			4.61	20
(S) o-Terphenyl					67.5	69.1		18.0-148				

1Cp

2Tc

3Ss

4Cn

5Sr

6Qc

7Gl

8Al

9Sc

Method Blank (MB)

(MB) R3838208-2 09/16/22 16:37

Analyte	MB Result mg/kg	MB Qualifier	MB MDL mg/kg	MB RDL mg/kg
C10-C28 Diesel Range	U		1.61	4.00
C28-C36 Motor Oil Range	U		0.274	4.00
(S) o-Terphenyl	78.7			18.0-148

Laboratory Control Sample (LCS)

(LCS) R3838208-1 09/16/22 10:19

Analyte	Spike Amount mg/kg	LCS Result mg/kg	LCS Rec. %	Rec. Limits %	LCS Qualifier
C10-C28 Diesel Range	50.0	35.6	71.2	50.0-150	
(S) o-Terphenyl			84.2	18.0-148	

L1534558-03 Original Sample (OS) • Matrix Spike (MS) • Matrix Spike Duplicate (MSD)

(OS) L1534558-03 09/16/22 11:12 • (MS) R3838208-3 09/16/22 11:24 • (MSD) R3838208-4 09/16/22 11:37

Analyte	Spike Amount mg/kg	Original Result mg/kg	MS Result mg/kg	MSD Result mg/kg	MS Rec. %	MSD Rec. %	Dilution	Rec. Limits %	MS Qualifier	MSD Qualifier	RPD %	RPD Limits %
C10-C28 Diesel Range	48.3	U	32.4	26.5	67.1	55.4	1	50.0-150			20.0	20
(S) o-Terphenyl					72.5	65.2		18.0-148				

1Cp

2Tc

3Ss

4Cn

5Sr

6Qc

7Gl

8Al

9Sc

Method Blank (MB)

(MB) R3838790-2 09/16/22 14:34

Analyte	MB Result mg/kg	MB Qualifier	MB MDL mg/kg	MB RDL mg/kg
Acenaphthene	U		0.00209	0.00600
Anthracene	U		0.00230	0.00600
Benzo(a)anthracene	U		0.00173	0.00600
Benzo(b)fluoranthene	U		0.00153	0.00600
Benzo(k)fluoranthene	U		0.00215	0.00600
Benzo(a)pyrene	U		0.00179	0.00600
Chrysene	U		0.00232	0.00600
Dibenz(a,h)anthracene	U		0.00172	0.00600
Fluoranthene	U		0.00227	0.00600
Fluorene	U		0.00205	0.00600
Indeno(1,2,3-cd)pyrene	U		0.00181	0.00600
1-Methylnaphthalene	U		0.00449	0.0200
2-Methylnaphthalene	U		0.00427	0.0200
Naphthalene	U		0.00408	0.0200
Pyrene	U		0.00200	0.00600
(S) p-Terphenyl-d14	69.8			23.0-120
(S) Nitrobenzene-d5	66.4			14.0-149
(S) 2-Fluorobiphenyl	70.1			34.0-125

1
Cp

2
Tc

3
Ss

4
Cn

5
Sr

6
Qc

7
Gl

8
Al

9
Sc

Laboratory Control Sample (LCS)

(LCS) R3838790-1 09/16/22 14:14

Analyte	Spike Amount mg/kg	LCS Result mg/kg	LCS Rec. %	Rec. Limits %	LCS Qualifier
Acenaphthene	0.0800	0.0549	68.6	50.0-120	
Anthracene	0.0800	0.0516	64.5	50.0-126	
Benzo(a)anthracene	0.0800	0.0523	65.4	45.0-120	
Benzo(b)fluoranthene	0.0800	0.0592	74.0	42.0-121	
Benzo(k)fluoranthene	0.0800	0.0546	68.3	49.0-125	
Benzo(a)pyrene	0.0800	0.0517	64.6	42.0-120	
Chrysene	0.0800	0.0566	70.8	49.0-122	
Dibenz(a,h)anthracene	0.0800	0.0511	63.9	47.0-125	
Fluoranthene	0.0800	0.0567	70.9	49.0-129	
Fluorene	0.0800	0.0557	69.6	49.0-120	
Indeno(1,2,3-cd)pyrene	0.0800	0.0529	66.1	46.0-125	
1-Methylnaphthalene	0.0800	0.0520	65.0	51.0-121	
2-Methylnaphthalene	0.0800	0.0529	66.1	50.0-120	
Naphthalene	0.0800	0.0537	67.1	50.0-120	
Pyrene	0.0800	0.0544	68.0	43.0-123	

Laboratory Control Sample (LCS)

(LCS) R3838790-1 09/16/22 14:14

Analyte	Spike Amount mg/kg	LCS Result mg/kg	LCS Rec. %	Rec. Limits %	<u>LCS Qualifier</u>
(S) p-Terphenyl-d14			74.3	23.0-120	
(S) Nitrobenzene-d5			75.3	14.0-149	
(S) 2-Fluorobiphenyl			75.4	34.0-125	

L1534316-05 Original Sample (OS) • Matrix Spike (MS) • Matrix Spike Duplicate (MSD)

(OS) L1534316-05 09/16/22 20:08 • (MS) R3838790-3 09/16/22 20:28 • (MSD) R3838790-4 09/16/22 20:48

Analyte	Spike Amount mg/kg	Original Result mg/kg	MS Result mg/kg	MSD Result mg/kg	MS Rec. %	MSD Rec. %	Dilution	Rec. Limits %	<u>MS Qualifier</u>	<u>MSD Qualifier</u>	RPD %	RPD Limits %
Acenaphthene	0.0772	U	0.0529	0.0486	68.5	63.0	1	14.0-127			8.47	27
Anthracene	0.0772	U	0.0553	0.0519	71.6	67.2	1	10.0-145			6.34	30
Benzo(a)anthracene	0.0772	U	0.0578	0.0529	74.9	68.5	1	10.0-139			8.85	30
Benzo(b)fluoranthene	0.0772	0.00240	0.0489	0.0452	60.2	55.4	1	10.0-140			7.86	36
Benzo(k)fluoranthene	0.0772	U	0.0448	0.0423	58.0	54.8	1	10.0-137			5.74	31
Benzo(a)pyrene	0.0772	U	0.0542	0.0505	70.2	65.4	1	10.0-141			7.07	31
Chrysene	0.0772	U	0.0563	0.0512	72.9	66.3	1	10.0-145			9.49	30
Dibenz(a,h)anthracene	0.0772	U	0.0462	0.0427	59.8	55.3	1	10.0-132			7.87	31
Fluoranthene	0.0772	U	0.0590	0.0535	76.4	69.3	1	10.0-153			9.78	33
Fluorene	0.0772	U	0.0545	0.0497	70.6	64.4	1	11.0-130			9.21	29
Indeno(1,2,3-cd)pyrene	0.0772	U	0.0524	0.0498	67.9	64.5	1	10.0-137			5.09	32
1-Methylnaphthalene	0.0772	U	0.0526	0.0476	68.1	61.7	1	10.0-142			9.98	28
2-Methylnaphthalene	0.0772	U	0.0539	0.0492	69.8	63.7	1	10.0-137			9.12	28
Naphthalene	0.0772	U	0.0528	0.0538	68.4	69.7	1	10.0-135			1.88	27
Pyrene	0.0772	U	0.0531	0.0471	68.8	61.0	1	10.0-148			12.0	35
(S) p-Terphenyl-d14					68.6	62.7		23.0-120				
(S) Nitrobenzene-d5					79.5	75.4		14.0-149				
(S) 2-Fluorobiphenyl					73.4	69.4		34.0-125				

1Cp

2Tc

3Ss

4Cn

5Sr

6Qc

7Gl

8Al

9Sc

Method Blank (MB)

(MB) R3838528-2 09/17/22 11:19

Analyte	MB Result mg/kg	MB Qualifier	MB MDL mg/kg	MB RDL mg/kg
Acenaphthene	U		0.00209	0.00600
Anthracene	U		0.00230	0.00600
Benzo(a)anthracene	U		0.00173	0.00600
Benzo(b)fluoranthene	U		0.00153	0.00600
Benzo(k)fluoranthene	U		0.00215	0.00600
Benzo(a)pyrene	U		0.00179	0.00600
Chrysene	U		0.00232	0.00600
Dibenz(a,h)anthracene	U		0.00172	0.00600
Fluoranthene	U		0.00227	0.00600
Fluorene	U		0.00205	0.00600
Indeno(1,2,3-cd)pyrene	U		0.00181	0.00600
1-Methylnaphthalene	U		0.00449	0.0200
2-Methylnaphthalene	U		0.00427	0.0200
Naphthalene	U		0.00408	0.0200
Pyrene	U		0.00200	0.00600
(S) p-Terphenyl-d14	95.7			23.0-120
(S) Nitrobenzene-d5	77.5			14.0-149
(S) 2-Fluorobiphenyl	82.0			34.0-125

1
Cp

2
Tc

3
Ss

4
Cn

5
Sr

6
Qc

7
Gl

8
Al

9
Sc

Laboratory Control Sample (LCS)

(LCS) R3838528-1 09/17/22 11:01

Analyte	Spike Amount mg/kg	LCS Result mg/kg	LCS Rec. %	Rec. Limits %	LCS Qualifier
Acenaphthene	0.0800	0.0648	81.0	50.0-120	
Anthracene	0.0800	0.0603	75.4	50.0-126	
Benzo(a)anthracene	0.0800	0.0593	74.1	45.0-120	
Benzo(b)fluoranthene	0.0800	0.0604	75.5	42.0-121	
Benzo(k)fluoranthene	0.0800	0.0604	75.5	49.0-125	
Benzo(a)pyrene	0.0800	0.0585	73.1	42.0-120	
Chrysene	0.0800	0.0639	79.9	49.0-122	
Dibenz(a,h)anthracene	0.0800	0.0604	75.5	47.0-125	
Fluoranthene	0.0800	0.0641	80.1	49.0-129	
Fluorene	0.0800	0.0652	81.5	49.0-120	
Indeno(1,2,3-cd)pyrene	0.0800	0.0609	76.1	46.0-125	
1-Methylnaphthalene	0.0800	0.0643	80.4	51.0-121	
2-Methylnaphthalene	0.0800	0.0648	81.0	50.0-120	
Naphthalene	0.0800	0.0686	85.8	50.0-120	
Pyrene	0.0800	0.0658	82.3	43.0-123	

Laboratory Control Sample (LCS)

(LCS) R3838528-1 09/17/22 11:01

Analyte	Spike Amount mg/kg	LCS Result mg/kg	LCS Rec. %	Rec. Limits %	LCS Qualifier
(S) p-Terphenyl-d14			86.1	23.0-120	
(S) Nitrobenzene-d5			84.1	14.0-149	
(S) 2-Fluorobiphenyl			84.1	34.0-125	

L1534450-07 Original Sample (OS) • Matrix Spike (MS) • Matrix Spike Duplicate (MSD)

(OS) L1534450-07 09/17/22 11:37 • (MS) R3838528-3 09/17/22 11:55 • (MSD) R3838528-4 09/17/22 12:13

Analyte	Spike Amount mg/kg	Original Result mg/kg	MS Result mg/kg	MSD Result mg/kg	MS Rec. %	MSD Rec. %	Dilution	Rec. Limits %	MS Qualifier	MSD Qualifier	RPD %	RPD Limits %
Acenaphthene	0.0776	U	0.0982	0.0428	127	54.6	1	14.0-127		J3	78.6	27
Anthracene	0.0776	U	0.0914	0.0416	118	53.1	1	10.0-145		J3	74.9	30
Benzo(a)anthracene	0.0776	U	0.0921	0.0424	119	54.1	1	10.0-139		J3	73.9	30
Benzo(b)fluoranthene	0.0776	U	0.0872	0.0405	112	51.7	1	10.0-140		J3	73.1	36
Benzo(k)fluoranthene	0.0776	U	0.0936	0.0451	121	57.5	1	10.0-137		J3	69.9	31
Benzo(a)pyrene	0.0776	U	0.0978	0.0478	126	61.0	1	10.0-141		J3	68.7	31
Chrysene	0.0776	U	0.0998	0.0493	129	62.9	1	10.0-145		J3	67.7	30
Dibenz(a,h)anthracene	0.0776	U	0.0921	0.0454	119	57.9	1	10.0-132		J3	67.9	31
Fluoranthene	0.0776	U	0.0943	0.0431	122	55.0	1	10.0-153		J3	74.5	33
Fluorene	0.0776	U	0.0971	0.0434	125	55.4	1	11.0-130		J3	76.4	29
Indeno(1,2,3-cd)pyrene	0.0776	U	0.0919	0.0438	118	55.9	1	10.0-137		J3	70.9	32
1-Methylnaphthalene	0.0776	U	0.0965	0.0419	124	53.4	1	10.0-142		J3	78.9	28
2-Methylnaphthalene	0.0776	U	0.0964	0.0435	124	55.5	1	10.0-137		J3	75.6	28
Naphthalene	0.0776	U	0.0966	0.0446	124	56.9	1	10.0-135		J3	73.7	27
Pyrene	0.0776	U	0.0962	0.0450	124	57.4	1	10.0-148		J3	72.5	35
(S) p-Terphenyl-d14					64.3	58.4		23.0-120				
(S) Nitrobenzene-d5					74.8	62.2		14.0-149				
(S) 2-Fluorobiphenyl					67.1	54.0		34.0-125				

Cp

Tc

Ss

Cn

Sr

Qc

Gl

Al

Sc

GLOSSARY OF TERMS

Guide to Reading and Understanding Your Laboratory Report

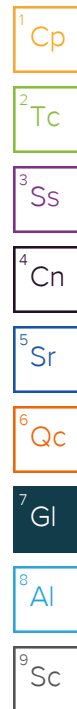
The information below is designed to better explain the various terms used in your report of analytical results from the Laboratory. This is not intended as a comprehensive explanation, and if you have additional questions please contact your project representative.

Results Disclaimer - Information that may be provided by the customer, and contained within this report, include Permit Limits, Project Name, Sample ID, Sample Matrix, Sample Preservation, Field Blanks, Field Spikes, Field Duplicates, On-Site Data, Sampling Collection Dates/Times, and Sampling Location. Results relate to the accuracy of this information provided, and as the samples are received.

Abbreviations and Definitions

MDL	Method Detection Limit.
RDL	Reported Detection Limit.
Rec.	Recovery.
RPD	Relative Percent Difference.
SDG	Sample Delivery Group.
(S)	Surrogate (Surrogate Standard) - Analytes added to every blank, sample, Laboratory Control Sample/Duplicate and Matrix Spike/Duplicate; used to evaluate analytical efficiency by measuring recovery. Surrogates are not expected to be detected in all environmental media.
U	Not detected at the Reporting Limit (or MDL where applicable).
Analyte	The name of the particular compound or analysis performed. Some Analyses and Methods will have multiple analytes reported.
Dilution	If the sample matrix contains an interfering material, the sample preparation volume or weight values differ from the standard, or if concentrations of analytes in the sample are higher than the highest limit of concentration that the laboratory can accurately report, the sample may be diluted for analysis. If a value different than 1 is used in this field, the result reported has already been corrected for this factor.
Limits	These are the target % recovery ranges or % difference value that the laboratory has historically determined as normal for the method and analyte being reported. Successful QC Sample analysis will target all analytes recovered or duplicated within these ranges.
Original Sample	The non-spiked sample in the prep batch used to determine the Relative Percent Difference (RPD) from a quality control sample. The Original Sample may not be included within the reported SDG.
Qualifier	This column provides a letter and/or number designation that corresponds to additional information concerning the result reported. If a Qualifier is present, a definition per Qualifier is provided within the Glossary and Definitions page and potentially a discussion of possible implications of the Qualifier in the Case Narrative if applicable.
Result	The actual analytical final result (corrected for any sample specific characteristics) reported for your sample. If there was no measurable result returned for a specific analyte, the result in this column may state "ND" (Not Detected) or "BDL" (Below Detectable Levels). The information in the results column should always be accompanied by either an MDL (Method Detection Limit) or RDL (Reporting Detection Limit) that defines the lowest value that the laboratory could detect or report for this analyte.
Uncertainty (Radiochemistry)	Confidence level of 2 sigma.
Case Narrative (Cn)	A brief discussion about the included sample results, including a discussion of any non-conformances to protocol observed either at sample receipt by the laboratory from the field or during the analytical process. If present, there will be a section in the Case Narrative to discuss the meaning of any data qualifiers used in the report.
Quality Control Summary (Qc)	This section of the report includes the results of the laboratory quality control analyses required by procedure or analytical methods to assist in evaluating the validity of the results reported for your samples. These analyses are not being performed on your samples typically, but on laboratory generated material.
Sample Chain of Custody (Sc)	This is the document created in the field when your samples were initially collected. This is used to verify the time and date of collection, the person collecting the samples, and the analyses that the laboratory is requested to perform. This chain of custody also documents all persons (excluding commercial shippers) that have had control or possession of the samples from the time of collection until delivery to the laboratory for analysis.
Sample Results (Sr)	This section of your report will provide the results of all testing performed on your samples. These results are provided by sample ID and are separated by the analyses performed on each sample. The header line of each analysis section for each sample will provide the name and method number for the analysis reported.
Sample Summary (Ss)	This section of the Analytical Report defines the specific analyses performed for each sample ID, including the dates and times of preparation and/or analysis.

Qualifier	Description
B	The same analyte is found in the associated blank.
J	The identification of the analyte is acceptable; the reported value is an estimate.
J3	The associated batch QC was outside the established quality control range for precision.
J5	The sample matrix interfered with the ability to make any accurate determination; spike value is high.
J6	The sample matrix interfered with the ability to make any accurate determination; spike value is low.
O1	The analyte failed the method required serial dilution test and/or subsequent post-spike criteria. These failures indicate matrix interference.
T8	Sample(s) received past/too close to holding time expiration.
V	The sample concentration is too high to evaluate accurate spike recoveries.



ACCREDITATIONS & LOCATIONS

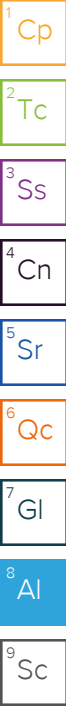
Pace Analytical National 12065 Lebanon Rd Mount Juliet, TN 37122

Alabama	40660	Nebraska	NE-OS-15-05
Alaska	17-026	Nevada	TN000032021-1
Arizona	AZ0612	New Hampshire	2975
Arkansas	88-0469	New Jersey--NELAP	TN002
California	2932	New Mexico ¹	TN00003
Colorado	TN00003	New York	11742
Connecticut	PH-0197	North Carolina	Env375
Florida	E87487	North Carolina ¹	DW21704
Georgia	NELAP	North Carolina ³	41
Georgia ¹	923	North Dakota	R-140
Idaho	TN00003	Ohio--VAP	CL0069
Illinois	200008	Oklahoma	9915
Indiana	C-TN-01	Oregon	TN200002
Iowa	364	Pennsylvania	68-02979
Kansas	E-10277	Rhode Island	LA000356
Kentucky ^{1 6}	KY90010	South Carolina	84004002
Kentucky ²	16	South Dakota	n/a
Louisiana	AI30792	Tennessee ^{1 4}	2006
Louisiana	LA018	Texas	T104704245-20-18
Maine	TN00003	Texas ⁵	LAB0152
Maryland	324	Utah	TN000032021-11
Massachusetts	M-TN003	Vermont	VT2006
Michigan	9958	Virginia	110033
Minnesota	047-999-395	Washington	C847
Mississippi	TN00003	West Virginia	233
Missouri	340	Wisconsin	998093910
Montana	CERT0086	Wyoming	A2LA
A2LA -- ISO 17025	1461.01	AIHA-LAP,LLC EMLAP	100789
A2LA -- ISO 17025 ⁵	1461.02	DOD	1461.01
Canada	1461.01	USDA	P330-15-00234
EPA--Crypto	TN00003		


¹ Drinking Water ² Underground Storage Tanks ³ Aquatic Toxicity ⁴ Chemical/Microbiological ⁵ Mold ⁶ Wastewater n/a Accreditation not applicable

* Not all certifications held by the laboratory are applicable to the results reported in the attached report.

* Accreditation is only applicable to the test methods specified on each scope of accreditation held by Pace Analytical.



A148



CHAIN-OF-CUSTODY Analytical Request Document

Submitting a sample via this chain of custody constitutes acknowledgment and acceptance of the Pace Terms and Conditions found at: <https://info.pacelabs.com/hubs/pas-standard-terms.pdf>
Chain-of-Custody is a LEGAL DOCUMENT - Complete all relevant fields

LAB USE ONLY- Affix Workorder/Login Label Here or List Pace Workorder Number or
MTJL Log-in Number Here

1153 4450

ALL BOLD OUTLINED AREAS are for LAB USE ONLY

Company: Confluence Compliance Companies		Billing Information: Info on file	
Address: Info on file		Email To: Info on file	
Report To: Chris McKisson		Site Collection Info/Address:	
Copy To: chris.mckisson@confluence-cc.com remediation@confluence-cc.com sage.maher@confluence-cc.com			
Customer Project Name/Number:		State: County/City: Time Zone Collected:	
Phone:		Site/Facility ID #:	
Email:		Compliance Monitoring?	
Collected By (print):		Purchase Order # : DW PWS ID #:	
Collected By (signature):		Quote #: DW Location Code:	
Sample Disposal:		Turnaround Date Required:	
[] Dispose as appropriate		Immediately Packed on Ice:	
[] Return		[] Yes [] No	
[] Archive:		Field Filtered (if applicable):	
[] Hold:		[] Yes [] No	
Rush: (Expedite Charges Apply)		Analysis:	
[] Same Day [] Next Day			
[] 2 Day [] 3 Day			
[] 4 Day [] 5 Day			

* Matrix Codes (Insert in Matrix box below): Drinking Water (DW), Ground Water (GW), Wastewater (WW), Product (P), Soil/Solid (SL), Oil (OL), Wipe (WP), Air (AR), Tissue (TS), Bioassay (B), Vapor (V), Other (OT)

Customer Sample ID	Matrix *	Comp / Grab	Collected (or Composite Start)		Composite End		Res Cl	# of Ctns	Container Type: Plastic (P) or Glass (G)	EC, SAR, pH	Boron (hot Water soluble)	TPH (GRO/DRO/ORO)	Table 915-1 VOCs	Table 915-1 PAHs	Table 915-1 Metals	Cr6
			Date	Time	Date	Time										
220906 Apache Bottom-Hole CS1(1015)13.5'	SL	Grab	9/6/2022	10:15				4	g	x	x	x	x	x	x	x
220906 Apache Bottom-Hole CS2(1030)13.5'	SL	Grab	9/6/2022	10:30				4	g	x	x	x	x	x	x	x
220906 Apache Side-Wall CS3(1040)7.0'	SL	Grab	9/6/2022	10:40				4	g	x	x	x	x	x	x	x
220906 Apache Side-Wall CS4(1050)7.0'	SL	Grab	9/6/2022	10:50				4	g	x	x	x	x	x	x	x
220906 Apache Side-Wall CS5(1100)7.0'	SL	Grab	9/6/2022	11:00				4	g	x	x	x	x	x	x	x
220906 Apache Side-Wall CS6(1115)7.0'	SL	Grab	9/6/2022	11:15				5	g	x	x	x	x	x	x	x
220906 Apache Water-FL at Pit CS7(1200)4.5'	SL	Grab	9/6/2022	12:00				4	g	x	x	x	x	x	x	x
220906 Apache Water-FL at Meter-House CS8(1210)3.5'	SL	Grab	9/6/2022	12:10				4	g	x	x	x	x	x	x	x
220906 Apache Meter-House CS9(1220)4.5'	SL	Grab	9/6/2022	12:20				4	g	x	x	x	x	x	x	x
220906 Apache Gas-FL at Meter-House CS10(1230)3.5'	SL	Grab	9/6/2022	12:30				4	g	x	x	x	x	x	x	x
220906 Apache Gas-FL at WH CS11(1240)3.5'	SL	Grab	9/6/2022	12:40				4	g	x	x	x	x	x	x	x
220906 Apache Water-FL Gas-FL to SWD Sale CS12(1330)4.5'	SL	Grab	9/6/2022	13:30				4	g	x	x	x	x	x	x	x
220906 Apache Stockpile SP1(1130)	SL	Comp	9/6/2022	11:30	9/6/2022	11:40		4	g	x	x	x	x	x	x	x

Customer Remarks / Special Conditions / Possible Hazards:

USE THIS
COC

Type of Ice Used: ☒ Wet ☐ Blue ☐ Dry ☐ None

SHORT HOLDS PRESENT (<72 hours): Y ☒ N ☐ N/A

Packing Material Used:

Lab Tracking #:

8829 6703 2324

Radchem sample(s) screened (<500 cpm): ☒ Y ☐ N ☐ NA

Samples received via:

FEDEX UPS Client Courier Pace Courier

Relinquished by/Company: (Signature)

Date/Time:

Received by/Company: (Signature)

Date/Time:

MTJL LAB USE ONLY

Relinquished by/Company: (Signature)

Date/Time:

Received by/Company: (Signature)

Date/Time:

Table #:

Acctnum:

Template:

Prelogin:

PM:

PB:

LAB Sample Temperature Info:

Temp Blank Received: Y ☐ N ☐ NA

Therm ID#:

Cooler 1 Temp Upon Receipt: ☐ oC

Cooler 1 Therm Corr. Factor: ☐ oC

Cooler 1 Corrected Temp: ☐ oC

Comments: RRA6

U.710-47

Trip Blank Received: Y ☐ N ☐ NA

HCL MeOH TSP Other

Non Conformance(s):

YES / NO

Page:

of:

200
100
100

100

10

1

✓

5123-1100

1225

1225

1225
1225

1225

9/9 - NCF-L1534450 CONCOMGJCO

R5

Time estimate: ohTime spent: oh

Grouping date: 13 September 2022

Members

-  Robert Rountree (responsible)
-  Chris Ward
-  Cole Medley

~~Due on 16 September 2022 5:00 PM for target Done~~ (Was done by Cole Medley at 13 September 2022 8:40 AM)

- ☒ Login Clarification needed
- ☐ Chain of custody is incomplete
- ☐ Please specify Metals requested
- ☐ Please specify TCLP requested
- ☐ Received additional samples not listed on COC
- ☐ Sample IDs on containers do not match IDs on COC
- ☐ Client did not "X" analysis
- ☐ Chain of Custody is missing
- ☐ If no COC: Received by: _____
- ☐ If no COC: Date/Time: _____
- ☐ If no COC: Temp./Cont.Rec./pH: _____
- ☐ If no COC: Carrier: _____
- ☐ If no COC: Tracking #: _____
- ☐ Client informed by call
- ☐ Client informed by Email
- ☐ Client informed by Voicemail
- ☐ Date/Time: _____
- ☐ PM initials: _____
- ☐ Client Contact: _____

Comments

Robert Rountree	10 September 2022 2:04 PM
Did not receive the following samples in cooler; 220906_Apache_Bottom-Hole_CS1(1015)13.5' 220906_Apache_Water-FL_at_Meter-House_CS8(1210)3.5' 220906_Apache_Gas-FL_at_Meter-House_CS10(1230)3.5'	
Chris Ward	12 September 2022 11:54 AM
Samples found in NCF for L1533916	
Cole Medley	13 September 2022 8:40 AM
Done.	

Confluence Compliance Companies - CO

Sample Delivery Group: L1513831
Samples Received: 07/12/2022
Project Number:
Description: APACHE CANYON 6-9 / BACKGROUND
Site: APACHE CANYON 6-9
Report To: Chris McKisson
403 ½ Rockwood Lane
Grand Junction, CO 81507

Entire Report Reviewed By:



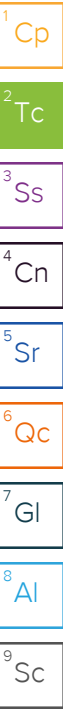
Chris Ward
Project Manager

Results relate only to the items tested or calibrated and are reported as rounded values. This test report shall not be reproduced, except in full, without written approval of the laboratory. Where applicable, sampling conducted by Pace Analytical National is performed per guidance provided in laboratory standard operating procedures ENV-SOP-MTJL-0067 and ENV-SOP-MTJL-0068. Where sampling conducted by the customer, results relate to the accuracy of the information provided, and as the samples are received.

Pace Analytical National12065 Lebanon Rd Mount Juliet, TN 37122 615-758-5858 800-767-5859 www.pacenational.com

TABLE OF CONTENTS

Cp: Cover Page	1
Tc: Table of Contents	2
Ss: Sample Summary	3
Cn: Case Narrative	4
Sr: Sample Results	5
220707_APACHE_BG(1600)0.5' L1513831-01	5
Qc: Quality Control Summary	6
Wet Chemistry by Method 7199	6
Wet Chemistry by Method 9045D	7
Wet Chemistry by Method 9050AMod	8
Metals (ICP) by Method 6010B	9
Metals (ICP) by Method 6010B-NE493 Ch 2	10
Metals (ICPMS) by Method 6020	11
Gl: Glossary of Terms	12
Al: Accreditations & Locations	13
Sc: Sample Chain of Custody	14



SAMPLE SUMMARY

220707_APACHE_BG(1600)0.5' L1513831-01 Solid

Collected by
Tim Freeman

Collected date/time
07/07/22 16:00

Received date/time
07/12/22 09:00

Method	Batch	Dilution	Preparation date/time	Analysis date/time	Analyst	Location
Calculated Results	WG1898975	1	07/28/22 23:38	07/28/22 23:38	CCE	Mt. Juliet, TN
Wet Chemistry by Method 7199	WG1900162	1	07/27/22 09:46	07/29/22 15:43	ERP	Mt. Juliet, TN
Wet Chemistry by Method 9045D	WG1894996	1	07/14/22 13:00	07/14/22 15:00	GI	Mt. Juliet, TN
Wet Chemistry by Method 9050AMod	WG1898491	1	07/21/22 04:05	07/22/22 05:03	ARD	Mt. Juliet, TN
Metals (ICP) by Method 6010B	WG1895522	1	07/18/22 08:34	07/19/22 10:23	CCE	Mt. Juliet, TN
Metals (ICP) by Method 6010B-NE493 Ch 2	WG1898978	1	07/27/22 11:11	07/29/22 13:36	CCE	Mt. Juliet, TN
Metals (ICPMS) by Method 6020	WG1895524	5	07/18/22 08:47	07/19/22 12:26	SJM	Mt. Juliet, TN

¹Cp

²Tc

³Ss

⁴Cn

⁵Sr

⁶Qc

⁷Gl

⁸Al

⁹Sc

ACCOUNT:

Confluence Compliance Companies - CO

PROJECT:

SDG:

L1513831

DATE/TIME:

08/01/22 14:16

PAGE:

3 of 14

CASE NARRATIVE

All sample aliquots were received at the correct temperature, in the proper containers, with the appropriate preservatives, and within method specified holding times, unless qualified or notated within the report. Where applicable, all MDL (LOD) and RDL (LOQ) values reported for environmental samples have been corrected for the dilution factor used in the analysis. All Method and Batch Quality Control are within established criteria except where addressed in this case narrative, a non-conformance form or properly qualified within the sample results. By my digital signature below, I affirm to the best of my knowledge, all problems/anomalies observed by the laboratory as having the potential to affect the quality of the data have been identified by the laboratory, and no information or data have been knowingly withheld that would affect the quality of the data.



Chris Ward
Project Manager



Calculated Results

Analyte	Result	Qualifier	Dilution	Analysis date / time	Batch
Sodium Adsorption Ratio	0.107		1	07/28/2022 23:38	WG1898975

Wet Chemistry by Method 7199

Analyte	Result mg/kg	Qualifier	MDL mg/kg	RDL mg/kg	Dilution	Analysis date / time	Batch
Hexavalent Chromium	U		0.255	1.00	1	07/29/2022 15:43	WG1900162

Wet Chemistry by Method 9045D

Analyte	Result su	Qualifier	Dilution	Analysis date / time	Batch
pH	7.07	T8	1	07/14/2022 15:00	WG1894996

Sample Narrative:

L1513831-01 WG1894996: 7.07 at 24.2C

Wet Chemistry by Method 9050AMod

Analyte	Result umhos/cm	Qualifier	RDL umhos/cm	Dilution	Analysis date / time	Batch
Specific Conductance	147		10.0	1	07/22/2022 05:03	WG1898491

Sample Narrative:

L1513831-01 WG1898491: at 25C

Metals (ICP) by Method 6010B

Analyte	Result mg/kg	Qualifier	MDL mg/kg	RDL mg/kg	Dilution	Analysis date / time	Batch
Barium	189		0.0852	0.500	1	07/19/2022 10:23	WG1895522
Cadmium	0.205	J	0.0471	0.500	1	07/19/2022 10:23	WG1895522
Copper	30.4		0.400	2.00	1	07/19/2022 10:23	WG1895522
Lead	12.5		0.208	0.500	1	07/19/2022 10:23	WG1895522
Nickel	15.2		0.132	2.00	1	07/19/2022 10:23	WG1895522
Selenium	U		0.764	2.00	1	07/19/2022 10:23	WG1895522
Silver	U		0.127	1.00	1	07/19/2022 10:23	WG1895522
Zinc	70.9		0.832	5.00	1	07/19/2022 10:23	WG1895522

Metals (ICP) by Method 6010B-NE493 Ch 2

Analyte	Result mg/l	Qualifier	MDL mg/l	RDL mg/l	Dilution	Analysis date / time	Batch
Hot Water Sol. Boron	0.378		0.0167	0.200	1	07/29/2022 13:36	WG1898978

Metals (ICPMS) by Method 6020

Analyte	Result mg/kg	Qualifier	MDL mg/kg	RDL mg/kg	Dilution	Analysis date / time	Batch
Arsenic	2.36		0.100	1.00	5	07/19/2022 12:26	WG1895524

1 Cp

2 Tc

3 Ss

4 Cn

5 Sr

6 Qc

7 Gl

8 Al

9 Sc

Method Blank (MB)

(MB) R3821027-1 07/29/22 14:12

	MB Result	MB Qualifier	MB MDL	MB RDL
Analyte	mg/kg		mg/kg	mg/kg
Hexavalent Chromium	U		0.255	1.00

L1511845-02 Original Sample (OS) • Duplicate (DUP)

(OS) L1511845-02 07/29/22 14:30 • (DUP) R3821027-3 07/29/22 14:36

	Original Result	DUP Result	Dilution	DUP RPD	DUP Qualifier	DUP RPD Limits
Analyte	mg/kg	mg/kg		%		%
Hexavalent Chromium	0.427	0.489	1	13.6	⌵	20

L1513835-01 Original Sample (OS) • Duplicate (DUP)

(OS) L1513835-01 07/29/22 15:48 • (DUP) R3821027-4 07/29/22 15:54

	Original Result	DUP Result	Dilution	DUP RPD	DUP Qualifier	DUP RPD Limits
Analyte	mg/kg	mg/kg		%		%
Hexavalent Chromium	U	U	1	0.000		20

Laboratory Control Sample (LCS)

(LCS) R3821027-2 07/29/22 14:20

	Spike Amount	LCS Result	LCS Rec.	Rec. Limits	LCS Qualifier
Analyte	mg/kg	mg/kg	%	%	
Hexavalent Chromium	10.0	10.5	105	80.0-120	

L1513861-01 Original Sample (OS) • Matrix Spike (MS) • Matrix Spike Duplicate (MSD)

(OS) L1513861-01 07/29/22 16:35 • (MS) R3821027-8 07/29/22 16:45 • (MSD) R3821027-9 07/29/22 16:51

	Spike Amount	Original Result	MS Result	MSD Result	MS Rec.	MSD Rec.	Dilution	Rec. Limits	MS Qualifier	MSD Qualifier	RPD	RPD Limits
Analyte	mg/kg	mg/kg	mg/kg	mg/kg	%	%		%			%	%
Hexavalent Chromium	20.0	U	14.1	7.68	70.6	38.4	1	75.0-125	J6	J3 J6	59.2	20

L1513861-01 Original Sample (OS) • Matrix Spike (MS)

(OS) L1513861-01 07/29/22 16:35 • (MS) R3821027-10 07/29/22 16:56

	Spike Amount	Original Result	MS Result	MS Rec.	Dilution	Rec. Limits	MS Qualifier
Analyte	mg/kg	mg/kg	mg/kg	%		%	
Hexavalent Chromium	661	U	517	78.2	50	75.0-125	

1Cp

2Tc

3Ss

4Cn

5Sr

6Qc

7Gl

8Al

9Sc

L1510265-10 Original Sample (OS) • Duplicate (DUP)

(OS) L1510265-10 07/14/22 15:00 • (DUP) R3814923-2 07/14/22 15:00

	Original Result	DUP Result	Dilution	DUP RPD	DUP Qualifier	DUP RPD Limits
Analyte	su	su		%		%
pH	7.86	7.83	1	0.382		1

Sample Narrative:

OS: 7.86 at 23.8C

DUP: 7.83 at 23.2C

L1513835-01 Original Sample (OS) • Duplicate (DUP)

(OS) L1513835-01 07/14/22 15:00 • (DUP) R3814923-3 07/14/22 15:00

	Original Result	DUP Result	Dilution	DUP RPD	DUP Qualifier	DUP RPD Limits
Analyte	su	su		%		%
pH	7.12	7.11	1	0.141		1

Sample Narrative:

OS: 7.12 at 23.8C

DUP: 7.11 at 23.8C

Laboratory Control Sample (LCS)

(LCS) R3814923-1 07/14/22 15:00

	Spike Amount	LCS Result	LCS Rec.	Rec. Limits	LCS Qualifier
Analyte	su	su	%	%	
pH	10.0	9.90	99.0	99.0-101	

Sample Narrative:

LCS: 9.9 at 23C

¹Cp

²Tc

³Ss

⁴Cn

⁵Sr

⁶Qc

⁷Gl

⁸Al

⁹Sc

Method Blank (MB)

(MB) R3817975-1 07/22/22 05:03

Analyte	MB Result umhos/cm	MB Qualifier	MB MDL umhos/cm	MB RDL umhos/cm
Specific Conductance	U		10.0	10.0

Sample Narrative:

BLANK: at 25C

L1513811-01 Original Sample (OS) • Duplicate (DUP)

(OS) L1513811-01 07/22/22 05:03 • (DUP) R3817975-3 07/22/22 05:03

Analyte	Original Result umhos/cm	DUP Result umhos/cm	Dilution	DUP RPD %	DUP Qualifier	DUP RPD Limits %
Specific Conductance	1270	1380	1	7.63		20

Sample Narrative:

OS: at 25C

DUP: at 25C

L1513813-02 Original Sample (OS) • Duplicate (DUP)

(OS) L1513813-02 07/22/22 05:03 • (DUP) R3817975-4 07/22/22 05:03

Analyte	Original Result umhos/cm	DUP Result umhos/cm	Dilution	DUP RPD %	DUP Qualifier	DUP RPD Limits %
Specific Conductance	126	148	1	16.3		20

Sample Narrative:

OS: at 25C

DUP: at 25C

Laboratory Control Sample (LCS)

(LCS) R3817975-2 07/22/22 05:03

Analyte	Spike Amount umhos/cm	LCS Result umhos/cm	LCS Rec. %	Rec. Limits %	LCS Qualifier
Specific Conductance	286	279	97.4	85.0-115	

Sample Narrative:

LCS: at 25C



Method Blank (MB)

(MB) R3816688-1 07/19/22 09:51

Analyte	MB Result mg/kg	MB Qualifier	MB MDL mg/kg	MB RDL mg/kg
Barium	U		0.0852	0.500
Cadmium	U		0.0471	0.500
Copper	U		0.400	2.00
Lead	U		0.208	0.500
Nickel	U		0.132	2.00
Selenium	U		0.764	2.00
Silver	U		0.127	1.00
Zinc	U		0.832	5.00

Laboratory Control Sample (LCS)

(LCS) R3816688-2 07/19/22 09:54

Analyte	Spike Amount mg/kg	LCS Result mg/kg	LCS Rec. %	Rec. Limits %	LCS Qualifier
Barium	100	94.3	94.3	80.0-120	
Cadmium	100	90.9	90.9	80.0-120	
Copper	100	91.8	91.8	80.0-120	
Lead	100	91.2	91.2	80.0-120	
Nickel	100	91.0	91.0	80.0-120	
Selenium	100	91.4	91.4	80.0-120	
Silver	20.0	17.7	88.7	80.0-120	
Zinc	100	90.1	90.1	80.0-120	

L1513850-01 Original Sample (OS) • Matrix Spike (MS) • Matrix Spike Duplicate (MSD)

(OS) L1513850-01 07/19/22 09:56 • (MS) R3816688-5 07/19/22 10:04 • (MSD) R3816688-6 07/19/22 10:07

Analyte	Spike Amount mg/kg	Original Result mg/kg	MS Result mg/kg	MSD Result mg/kg	MS Rec. %	MSD Rec. %	Dilution	Rec. Limits %	MS Qualifier	MSD Qualifier	RPD %	RPD Limits %
Barium	100	192	296	289	104	96.6	1	75.0-125			2.48	20
Cadmium	100	0.306	93.6	87.7	93.3	87.4	1	75.0-125			6.45	20
Copper	100	33.1	131	123	97.9	89.9	1	75.0-125			6.32	20
Lead	100	13.5	103	98.2	89.4	84.8	1	75.0-125			4.59	20
Nickel	100	15.2	109	102	93.6	86.4	1	75.0-125			6.89	20
Selenium	100	U	92.1	87.3	92.1	87.3	1	75.0-125			5.38	20
Silver	20.0	U	18.2	17.1	91.1	85.4	1	75.0-125			6.47	20
Zinc	100	72.1	174	156	102	83.5	1	75.0-125			11.2	20

1

Cp

2

Tc

3

Ss

4

Cn

5

Sr

6

Qc

7

Gl

8

Al

9

Sc

Method Blank (MB)

(MB) R3820746-1 07/29/22 12:31

Analyte	MB Result mg/l	MB Qualifier	MB MDL mg/l	MB RDL mg/l
Hot Water Sol. Boron	U		0.0167	0.200

Laboratory Control Sample (LCS) • Laboratory Control Sample Duplicate (LCSD)

(LCS) R3820746-2 07/29/22 12:34 • (LCSD) R3820746-3 07/29/22 12:36

Analyte	Spike Amount mg/l	LCS Result mg/l	LCSD Result mg/l	LCS Rec. %	LCSD Rec. %	Rec. Limits %	LCS Qualifier	LCSD Qualifier	RPD %	RPD Limits %
Hot Water Sol. Boron	1.00	0.951	0.929	95.1	92.9	80.0-120			2.35	20

1

Cp

2

Tc

3

Ss

4

Cn

5

Sr

6

Qc

7

Gl

8

Al

9

Sc

Method Blank (MB)

(MB) R3816660-1 07/19/22 11:45

Analyte	MB Result mg/kg	MB Qualifier	MB MDL mg/kg	MB RDL mg/kg
Arsenic	U		0.100	1.00

Laboratory Control Sample (LCS)

(LCS) R3816660-2 07/19/22 11:48

Analyte	Spike Amount mg/kg	LCS Result mg/kg	LCS Rec. %	Rec. Limits %	LCS Qualifier
Arsenic	100	91.1	91.1	80.0-120	

L1513850-01 Original Sample (OS) • Matrix Spike (MS) • Matrix Spike Duplicate (MSD)

(OS) L1513850-01 07/19/22 11:52 • (MS) R3816660-5 07/19/22 12:02 • (MSD) R3816660-6 07/19/22 12:05

Analyte	Spike Amount mg/kg	Original Result mg/kg	MS Result mg/kg	MSD Result mg/kg	MS Rec. %	MSD Rec. %	Dilution	Rec. Limits %	MS Qualifier	MSD Qualifier	RPD %	RPD Limits %
Arsenic	100	2.69	86.0	86.2	83.3	83.5	5	75.0-125			0.254	20

1

Cp

2

Tc

3

Ss

4

Cn

5

Sr

6

Qc

7

Gl

8

Al

9

Sc

GLOSSARY OF TERMS

Guide to Reading and Understanding Your Laboratory Report

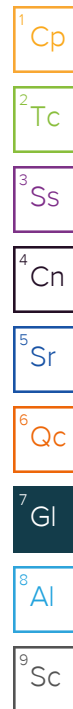
The information below is designed to better explain the various terms used in your report of analytical results from the Laboratory. This is not intended as a comprehensive explanation, and if you have additional questions please contact your project representative.

Results Disclaimer - Information that may be provided by the customer, and contained within this report, include Permit Limits, Project Name, Sample ID, Sample Matrix, Sample Preservation, Field Blanks, Field Spikes, Field Duplicates, On-Site Data, Sampling Collection Dates/Times, and Sampling Location. Results relate to the accuracy of this information provided, and as the samples are received.

Abbreviations and Definitions

MDL	Method Detection Limit.
RDL	Reported Detection Limit.
Rec.	Recovery.
RPD	Relative Percent Difference.
SDG	Sample Delivery Group.
U	Not detected at the Reporting Limit (or MDL where applicable).
Analyte	The name of the particular compound or analysis performed. Some Analyses and Methods will have multiple analytes reported.
Dilution	If the sample matrix contains an interfering material, the sample preparation volume or weight values differ from the standard, or if concentrations of analytes in the sample are higher than the highest limit of concentration that the laboratory can accurately report, the sample may be diluted for analysis. If a value different than 1 is used in this field, the result reported has already been corrected for this factor.
Limits	These are the target % recovery ranges or % difference value that the laboratory has historically determined as normal for the method and analyte being reported. Successful QC Sample analysis will target all analytes recovered or duplicated within these ranges.
Original Sample	The non-spiked sample in the prep batch used to determine the Relative Percent Difference (RPD) from a quality control sample. The Original Sample may not be included within the reported SDG.
Qualifier	This column provides a letter and/or number designation that corresponds to additional information concerning the result reported. If a Qualifier is present, a definition per Qualifier is provided within the Glossary and Definitions page and potentially a discussion of possible implications of the Qualifier in the Case Narrative if applicable.
Result	The actual analytical final result (corrected for any sample specific characteristics) reported for your sample. If there was no measurable result returned for a specific analyte, the result in this column may state "ND" (Not Detected) or "BDL" (Below Detectable Levels). The information in the results column should always be accompanied by either an MDL (Method Detection Limit) or RDL (Reporting Detection Limit) that defines the lowest value that the laboratory could detect or report for this analyte.
Uncertainty (Radiochemistry)	Confidence level of 2 sigma.
Case Narrative (Cn)	A brief discussion about the included sample results, including a discussion of any non-conformances to protocol observed either at sample receipt by the laboratory from the field or during the analytical process. If present, there will be a section in the Case Narrative to discuss the meaning of any data qualifiers used in the report.
Quality Control Summary (Qc)	This section of the report includes the results of the laboratory quality control analyses required by procedure or analytical methods to assist in evaluating the validity of the results reported for your samples. These analyses are not being performed on your samples typically, but on laboratory generated material.
Sample Chain of Custody (Sc)	This is the document created in the field when your samples were initially collected. This is used to verify the time and date of collection, the person collecting the samples, and the analyses that the laboratory is requested to perform. This chain of custody also documents all persons (excluding commercial shippers) that have had control or possession of the samples from the time of collection until delivery to the laboratory for analysis.
Sample Results (Sr)	This section of your report will provide the results of all testing performed on your samples. These results are provided by sample ID and are separated by the analyses performed on each sample. The header line of each analysis section for each sample will provide the name and method number for the analysis reported.
Sample Summary (Ss)	This section of the Analytical Report defines the specific analyses performed for each sample ID, including the dates and times of preparation and/or analysis.

Qualifier	Description
J	The identification of the analyte is acceptable; the reported value is an estimate.
J3	The associated batch QC was outside the established quality control range for precision.
J6	The sample matrix interfered with the ability to make any accurate determination; spike value is low.
T8	Sample(s) received past/too close to holding time expiration.



ACCREDITATIONS & LOCATIONS

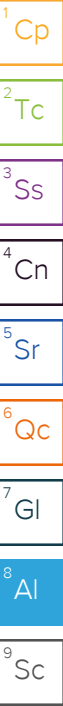
Pace Analytical National 12065 Lebanon Rd Mount Juliet, TN 37122

Alabama	40660	Nebraska	NE-OS-15-05
Alaska	17-026	Nevada	TN000032021-1
Arizona	AZ0612	New Hampshire	2975
Arkansas	88-0469	New Jersey--NELAP	TN002
California	2932	New Mexico ¹	TN00003
Colorado	TN00003	New York	11742
Connecticut	PH-0197	North Carolina	Env375
Florida	E87487	North Carolina ¹	DW21704
Georgia	NELAP	North Carolina ³	41
Georgia ¹	923	North Dakota	R-140
Idaho	TN00003	Ohio--VAP	CL0069
Illinois	200008	Oklahoma	9915
Indiana	C-TN-01	Oregon	TN200002
Iowa	364	Pennsylvania	68-02979
Kansas	E-10277	Rhode Island	LA000356
Kentucky ^{1,6}	KY90010	South Carolina	84004002
Kentucky ²	16	South Dakota	n/a
Louisiana	AI30792	Tennessee ^{1,4}	2006
Louisiana	LA018	Texas	T104704245-20-18
Maine	TN00003	Texas ⁵	LAB0152
Maryland	324	Utah	TN000032021-11
Massachusetts	M-TN003	Vermont	VT2006
Michigan	9958	Virginia	110033
Minnesota	047-999-395	Washington	C847
Mississippi	TN00003	West Virginia	233
Missouri	340	Wisconsin	998093910
Montana	CERT0086	Wyoming	A2LA
A2LA -- ISO 17025	1461.01	AIHA-LAP,LLC EMLAP	100789
A2LA -- ISO 17025 ⁵	1461.02	DOD	1461.01
Canada	1461.01	USDA	P330-15-00234
EPA--Crypto	TN00003		

¹ Drinking Water ² Underground Storage Tanks ³ Aquatic Toxicity ⁴ Chemical/Microbiological ⁵ Mold ⁶ Wastewater n/a Accreditation not applicable

* Not all certifications held by the laboratory are applicable to the results reported in the attached report.

* Accreditation is only applicable to the test methods specified on each scope of accreditation held by Pace Analytical.



Confluence Compliance Companies - CO

Sample Delivery Group: L1513835
Samples Received: 07/12/2022
Project Number:
Description: APACHE CANYON 6-9 / BACKGROUND
Site: APACHE CANYON 6-9
Report To: Chris McKisson
403 ½ Rockwood Lane
Grand Junction, CO 81507

Entire Report Reviewed By:



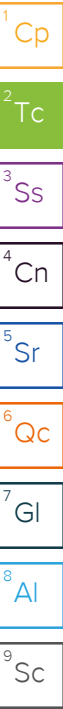
Chris Ward
Project Manager

Results relate only to the items tested or calibrated and are reported as rounded values. This test report shall not be reproduced, except in full, without written approval of the laboratory. Where applicable, sampling conducted by Pace Analytical National is performed per guidance provided in laboratory standard operating procedures ENV-SOP-MTJL-0067 and ENV-SOP-MTJL-0068. Where sampling conducted by the customer, results relate to the accuracy of the information provided, and as the samples are received.

Pace Analytical National12065 Lebanon Rd Mount Juliet, TN 37122 615-758-5858 800-767-5859 www.pacenational.com

TABLE OF CONTENTS

Cp: Cover Page	1
Tc: Table of Contents	2
Ss: Sample Summary	3
Cn: Case Narrative	4
Sr: Sample Results	5
220707_APACHE_BG(1540)0.5' L1513835-01	5
Qc: Quality Control Summary	6
Wet Chemistry by Method 7199	6
Wet Chemistry by Method 9045D	7
Wet Chemistry by Method 9050AMod	8
Metals (ICP) by Method 6010B	9
Metals (ICP) by Method 6010B-NE493 Ch 2	10
Metals (ICPMS) by Method 6020	11
Gl: Glossary of Terms	12
Al: Accreditations & Locations	13
Sc: Sample Chain of Custody	14



SAMPLE SUMMARY

220707_APACHE_BG(1540)0.5' L1513835-01 Solid

Collected by
Tim Freeman

Collected date/time
07/07/22 15:40

Received date/time
07/12/22 09:00

Method	Batch	Dilution	Preparation date/time	Analysis date/time	Analyst	Location
Calculated Results	WG1898975	1	07/28/22 23:40	07/28/22 23:40	CCE	Mt. Juliet, TN
Wet Chemistry by Method 7199	WG1900162	1	07/27/22 09:46	07/29/22 15:48	ERP	Mt. Juliet, TN
Wet Chemistry by Method 9045D	WG1894996	1	07/14/22 13:00	07/14/22 15:00	GI	Mt. Juliet, TN
Wet Chemistry by Method 9050AMod	WG1898491	1	07/21/22 04:05	07/22/22 05:03	ARD	Mt. Juliet, TN
Metals (ICP) by Method 6010B	WG1895522	1	07/18/22 08:34	07/19/22 10:26	CCE	Mt. Juliet, TN
Metals (ICP) by Method 6010B-NE493 Ch 2	WG1898978	1	07/27/22 11:11	07/29/22 13:39	CCE	Mt. Juliet, TN
Metals (ICPMS) by Method 6020	WG1895524	5	07/18/22 08:47	07/19/22 12:29	SJM	Mt. Juliet, TN

¹Cp

²Tc

³Ss

⁴Cn

⁵Sr

⁶Qc

⁷Gl

⁸Al

⁹Sc

ACCOUNT:

Confluence Compliance Companies - CO

PROJECT:

SDG:

L1513835

DATE/TIME:


08/01/22 14:15

PAGE:

3 of 14

CASE NARRATIVE

All sample aliquots were received at the correct temperature, in the proper containers, with the appropriate preservatives, and within method specified holding times, unless qualified or notated within the report. Where applicable, all MDL (LOD) and RDL (LOQ) values reported for environmental samples have been corrected for the dilution factor used in the analysis. All Method and Batch Quality Control are within established criteria except where addressed in this case narrative, a non-conformance form or properly qualified within the sample results. By my digital signature below, I affirm to the best of my knowledge, all problems/anomalies observed by the laboratory as having the potential to affect the quality of the data have been identified by the laboratory, and no information or data have been knowingly withheld that would affect the quality of the data.



Chris Ward
Project Manager



Calculated Results

Analyte	Result	Qualifier	Dilution	Analysis date / time	Batch
Sodium Adsorption Ratio	0.0484		1	07/28/2022 23:40	WG1898975

Wet Chemistry by Method 7199

Analyte	Result mg/kg	Qualifier	MDL mg/kg	RDL mg/kg	Dilution	Analysis date / time	Batch
Hexavalent Chromium	U		0.255	1.00	1	07/29/2022 15:48	WG1900162

Wet Chemistry by Method 9045D

Analyte	Result su	Qualifier	Dilution	Analysis date / time	Batch
pH	7.12	T8	1	07/14/2022 15:00	WG1894996

Sample Narrative:

L1513835-01 WG1894996: 7.12 at 23.8C

Wet Chemistry by Method 9050AMod

Analyte	Result umhos/cm	Qualifier	RDL umhos/cm	Dilution	Analysis date / time	Batch
Specific Conductance	98.9		10.0	1	07/22/2022 05:03	WG1898491

Sample Narrative:

L1513835-01 WG1898491: at 25C

Metals (ICP) by Method 6010B

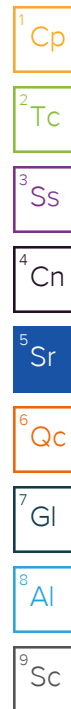
Analyte	Result mg/kg	Qualifier	MDL mg/kg	RDL mg/kg	Dilution	Analysis date / time	Batch
Barium	179		0.0852	0.500	1	07/19/2022 10:26	WG1895522
Cadmium	0.240	J	0.0471	0.500	1	07/19/2022 10:26	WG1895522
Copper	31.1		0.400	2.00	1	07/19/2022 10:26	WG1895522
Lead	13.3		0.208	0.500	1	07/19/2022 10:26	WG1895522
Nickel	15.8		0.132	2.00	1	07/19/2022 10:26	WG1895522
Selenium	U		0.764	2.00	1	07/19/2022 10:26	WG1895522
Silver	U		0.127	1.00	1	07/19/2022 10:26	WG1895522
Zinc	74.2		0.832	5.00	1	07/19/2022 10:26	WG1895522

Metals (ICP) by Method 6010B-NE493 Ch 2

Analyte	Result mg/l	Qualifier	MDL mg/l	RDL mg/l	Dilution	Analysis date / time	Batch
Hot Water Sol. Boron	0.318		0.0167	0.200	1	07/29/2022 13:39	WG1898978

Metals (ICPMS) by Method 6020

Analyte	Result mg/kg	Qualifier	MDL mg/kg	RDL mg/kg	Dilution	Analysis date / time	Batch
Arsenic	2.31		0.100	1.00	5	07/19/2022 12:29	WG1895524



Method Blank (MB)

(MB) R3821027-1 07/29/22 14:12

	MB Result	MB Qualifier	MB MDL	MB RDL
Analyte	mg/kg		mg/kg	mg/kg
Hexavalent Chromium	U		0.255	1.00

L1511845-02 Original Sample (OS) • Duplicate (DUP)

(OS) L1511845-02 07/29/22 14:30 • (DUP) R3821027-3 07/29/22 14:36

	Original Result	DUP Result	Dilution	DUP RPD	DUP Qualifier	DUP RPD Limits
Analyte	mg/kg	mg/kg		%		%
Hexavalent Chromium	0.427	0.489	1	13.6	⌵	20

L1513835-01 Original Sample (OS) • Duplicate (DUP)

(OS) L1513835-01 07/29/22 15:48 • (DUP) R3821027-4 07/29/22 15:54

	Original Result	DUP Result	Dilution	DUP RPD	DUP Qualifier	DUP RPD Limits
Analyte	mg/kg	mg/kg		%		%
Hexavalent Chromium	U	U	1	0.000		20

Laboratory Control Sample (LCS)

(LCS) R3821027-2 07/29/22 14:20

	Spike Amount	LCS Result	LCS Rec.	Rec. Limits	LCS Qualifier
Analyte	mg/kg	mg/kg	%	%	
Hexavalent Chromium	10.0	10.5	105	80.0-120	

L1513861-01 Original Sample (OS) • Matrix Spike (MS) • Matrix Spike Duplicate (MSD)

(OS) L1513861-01 07/29/22 16:35 • (MS) R3821027-8 07/29/22 16:45 • (MSD) R3821027-9 07/29/22 16:51

	Spike Amount	Original Result	MS Result	MSD Result	MS Rec.	MSD Rec.	Dilution	Rec. Limits	MS Qualifier	MSD Qualifier	RPD	RPD Limits
Analyte	mg/kg	mg/kg	mg/kg	mg/kg	%	%		%			%	%
Hexavalent Chromium	20.0	U	14.1	7.68	70.6	38.4	1	75.0-125	J6	J3 J6	59.2	20

L1513861-01 Original Sample (OS) • Matrix Spike (MS)

(OS) L1513861-01 07/29/22 16:35 • (MS) R3821027-10 07/29/22 16:56

	Spike Amount	Original Result	MS Result	MS Rec.	Dilution	Rec. Limits	MS Qualifier
Analyte	mg/kg	mg/kg	mg/kg	%		%	
Hexavalent Chromium	661	U	517	78.2	50	75.0-125	

1Cp

2Tc

3Ss

4Cn

5Sr

6Qc

7Gl

8Al

9Sc

L1510265-10 Original Sample (OS) • Duplicate (DUP)

(OS) L1510265-10 07/14/22 15:00 • (DUP) R3814923-2 07/14/22 15:00

	Original Result	DUP Result	Dilution	DUP RPD	DUP Qualifier	DUP RPD Limits
Analyte	su	su		%		%
pH	7.86	7.83	1	0.382		1

Sample Narrative:

OS: 7.86 at 23.8C

DUP: 7.83 at 23.2C

L1513835-01 Original Sample (OS) • Duplicate (DUP)

(OS) L1513835-01 07/14/22 15:00 • (DUP) R3814923-3 07/14/22 15:00

	Original Result	DUP Result	Dilution	DUP RPD	DUP Qualifier	DUP RPD Limits
Analyte	su	su		%		%
pH	7.12	7.11	1	0.141		1

Sample Narrative:

OS: 7.12 at 23.8C

DUP: 7.11 at 23.8C

Laboratory Control Sample (LCS)

(LCS) R3814923-1 07/14/22 15:00

	Spike Amount	LCS Result	LCS Rec.	Rec. Limits	LCS Qualifier
Analyte	su	su	%	%	
pH	10.0	9.90	99.0	99.0-101	

Sample Narrative:

LCS: 9.9 at 23C



Method Blank (MB)

(MB) R3817975-1 07/22/22 05:03

Analyte	MB Result umhos/cm	MB Qualifier	MB MDL umhos/cm	MB RDL umhos/cm
Specific Conductance	U		10.0	10.0

Sample Narrative:

BLANK: at 25C

L1513811-01 Original Sample (OS) • Duplicate (DUP)

(OS) L1513811-01 07/22/22 05:03 • (DUP) R3817975-3 07/22/22 05:03

Analyte	Original Result umhos/cm	DUP Result umhos/cm	Dilution	DUP RPD %	DUP Qualifier	DUP RPD Limits %
Specific Conductance	1270	1380	1	7.63		20

Sample Narrative:

OS: at 25C

DUP: at 25C

L1513813-02 Original Sample (OS) • Duplicate (DUP)

(OS) L1513813-02 07/22/22 05:03 • (DUP) R3817975-4 07/22/22 05:03

Analyte	Original Result umhos/cm	DUP Result umhos/cm	Dilution	DUP RPD %	DUP Qualifier	DUP RPD Limits %
Specific Conductance	126	148	1	16.3		20

Sample Narrative:

OS: at 25C

DUP: at 25C

Laboratory Control Sample (LCS)

(LCS) R3817975-2 07/22/22 05:03

Analyte	Spike Amount umhos/cm	LCS Result umhos/cm	LCS Rec. %	Rec. Limits %	LCS Qualifier
Specific Conductance	286	279	97.4	85.0-115	

Sample Narrative:

LCS: at 25C

1

Cp

2

Tc

3

Ss

4

Cn

5

Sr

6

Qc

7

Gl

8

Al

9

Sc

Method Blank (MB)

(MB) R3816688-1 07/19/22 09:51

Analyte	MB Result mg/kg	MB Qualifier	MB MDL mg/kg	MB RDL mg/kg
Barium	U		0.0852	0.500
Cadmium	U		0.0471	0.500
Copper	U		0.400	2.00
Lead	U		0.208	0.500
Nickel	U		0.132	2.00
Selenium	U		0.764	2.00
Silver	U		0.127	1.00
Zinc	U		0.832	5.00

¹Cp

²Tc

³Ss

⁴Cn

⁵Sr

⁶Qc

⁷Gl

⁸Al

⁹Sc

Laboratory Control Sample (LCS)

(LCS) R3816688-2 07/19/22 09:54

Analyte	Spike Amount mg/kg	LCS Result mg/kg	LCS Rec. %	Rec. Limits %	LCS Qualifier
Barium	100	94.3	94.3	80.0-120	
Cadmium	100	90.9	90.9	80.0-120	
Copper	100	91.8	91.8	80.0-120	
Lead	100	91.2	91.2	80.0-120	
Nickel	100	91.0	91.0	80.0-120	
Selenium	100	91.4	91.4	80.0-120	
Silver	20.0	17.7	88.7	80.0-120	
Zinc	100	90.1	90.1	80.0-120	

L1513850-01 Original Sample (OS) • Matrix Spike (MS) • Matrix Spike Duplicate (MSD)

(OS) L1513850-01 07/19/22 09:56 • (MS) R3816688-5 07/19/22 10:04 • (MSD) R3816688-6 07/19/22 10:07

Analyte	Spike Amount mg/kg	Original Result mg/kg	MS Result mg/kg	MSD Result mg/kg	MS Rec. %	MSD Rec. %	Dilution	Rec. Limits %	MS Qualifier	MSD Qualifier	RPD %	RPD Limits %
Barium	100	192	296	289	104	96.6	1	75.0-125			2.48	20
Cadmium	100	0.306	93.6	87.7	93.3	87.4	1	75.0-125			6.45	20
Copper	100	33.1	131	123	97.9	89.9	1	75.0-125			6.32	20
Lead	100	13.5	103	98.2	89.4	84.8	1	75.0-125			4.59	20
Nickel	100	15.2	109	102	93.6	86.4	1	75.0-125			6.89	20
Selenium	100	U	92.1	87.3	92.1	87.3	1	75.0-125			5.38	20
Silver	20.0	U	18.2	17.1	91.1	85.4	1	75.0-125			6.47	20
Zinc	100	72.1	174	156	102	83.5	1	75.0-125			11.2	20

Method Blank (MB)

(MB) R3820746-1 07/29/22 12:31

Analyte	MB Result mg/l	MB Qualifier	MB MDL mg/l	MB RDL mg/l
Hot Water Sol. Boron	U		0.0167	0.200

Laboratory Control Sample (LCS) • Laboratory Control Sample Duplicate (LCSD)

(LCS) R3820746-2 07/29/22 12:34 • (LCSD) R3820746-3 07/29/22 12:36

Analyte	Spike Amount mg/l	LCS Result mg/l	LCSD Result mg/l	LCS Rec. %	LCSD Rec. %	Rec. Limits %	LCS Qualifier	LCSD Qualifier	RPD %	RPD Limits %
Hot Water Sol. Boron	1.00	0.951	0.929	95.1	92.9	80.0-120			2.35	20

1

Cp

2

Tc

3

Ss

4

Cn

5

Sr

6

Qc

7

Gl

8

Al

9

Sc

Method Blank (MB)

(MB) R3816660-1 07/19/22 11:45

Analyte	MB Result mg/kg	MB Qualifier	MB MDL mg/kg	MB RDL mg/kg
Arsenic	U		0.100	1.00

Laboratory Control Sample (LCS)

(LCS) R3816660-2 07/19/22 11:48

Analyte	Spike Amount mg/kg	LCS Result mg/kg	LCS Rec. %	Rec. Limits %	LCS Qualifier
Arsenic	100	91.1	91.1	80.0-120	

L1513850-01 Original Sample (OS) • Matrix Spike (MS) • Matrix Spike Duplicate (MSD)

(OS) L1513850-01 07/19/22 11:52 • (MS) R3816660-5 07/19/22 12:02 • (MSD) R3816660-6 07/19/22 12:05

Analyte	Spike Amount mg/kg	Original Result mg/kg	MS Result mg/kg	MSD Result mg/kg	MS Rec. %	MSD Rec. %	Dilution	Rec. Limits %	MS Qualifier	MSD Qualifier	RPD %	RPD Limits %
Arsenic	100	2.69	86.0	86.2	83.3	83.5	5	75.0-125			0.254	20

1Cp

2Tc

3Ss

4Cn

5Sr

6Qc

7Gl

8Al

9Sc

GLOSSARY OF TERMS

Guide to Reading and Understanding Your Laboratory Report

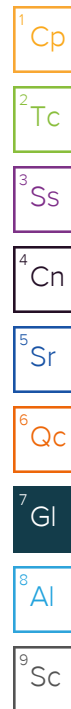
The information below is designed to better explain the various terms used in your report of analytical results from the Laboratory. This is not intended as a comprehensive explanation, and if you have additional questions please contact your project representative.

Results Disclaimer - Information that may be provided by the customer, and contained within this report, include Permit Limits, Project Name, Sample ID, Sample Matrix, Sample Preservation, Field Blanks, Field Spikes, Field Duplicates, On-Site Data, Sampling Collection Dates/Times, and Sampling Location. Results relate to the accuracy of this information provided, and as the samples are received.

Abbreviations and Definitions

MDL	Method Detection Limit.
RDL	Reported Detection Limit.
Rec.	Recovery.
RPD	Relative Percent Difference.
SDG	Sample Delivery Group.
U	Not detected at the Reporting Limit (or MDL where applicable).
Analyte	The name of the particular compound or analysis performed. Some Analyses and Methods will have multiple analytes reported.
Dilution	If the sample matrix contains an interfering material, the sample preparation volume or weight values differ from the standard, or if concentrations of analytes in the sample are higher than the highest limit of concentration that the laboratory can accurately report, the sample may be diluted for analysis. If a value different than 1 is used in this field, the result reported has already been corrected for this factor.
Limits	These are the target % recovery ranges or % difference value that the laboratory has historically determined as normal for the method and analyte being reported. Successful QC Sample analysis will target all analytes recovered or duplicated within these ranges.
Original Sample	The non-spiked sample in the prep batch used to determine the Relative Percent Difference (RPD) from a quality control sample. The Original Sample may not be included within the reported SDG.
Qualifier	This column provides a letter and/or number designation that corresponds to additional information concerning the result reported. If a Qualifier is present, a definition per Qualifier is provided within the Glossary and Definitions page and potentially a discussion of possible implications of the Qualifier in the Case Narrative if applicable.
Result	The actual analytical final result (corrected for any sample specific characteristics) reported for your sample. If there was no measurable result returned for a specific analyte, the result in this column may state "ND" (Not Detected) or "BDL" (Below Detectable Levels). The information in the results column should always be accompanied by either an MDL (Method Detection Limit) or RDL (Reporting Detection Limit) that defines the lowest value that the laboratory could detect or report for this analyte.
Uncertainty (Radiochemistry)	Confidence level of 2 sigma.
Case Narrative (Cn)	A brief discussion about the included sample results, including a discussion of any non-conformances to protocol observed either at sample receipt by the laboratory from the field or during the analytical process. If present, there will be a section in the Case Narrative to discuss the meaning of any data qualifiers used in the report.
Quality Control Summary (Qc)	This section of the report includes the results of the laboratory quality control analyses required by procedure or analytical methods to assist in evaluating the validity of the results reported for your samples. These analyses are not being performed on your samples typically, but on laboratory generated material.
Sample Chain of Custody (Sc)	This is the document created in the field when your samples were initially collected. This is used to verify the time and date of collection, the person collecting the samples, and the analyses that the laboratory is requested to perform. This chain of custody also documents all persons (excluding commercial shippers) that have had control or possession of the samples from the time of collection until delivery to the laboratory for analysis.
Sample Results (Sr)	This section of your report will provide the results of all testing performed on your samples. These results are provided by sample ID and are separated by the analyses performed on each sample. The header line of each analysis section for each sample will provide the name and method number for the analysis reported.
Sample Summary (Ss)	This section of the Analytical Report defines the specific analyses performed for each sample ID, including the dates and times of preparation and/or analysis.

Qualifier	Description
J	The identification of the analyte is acceptable; the reported value is an estimate.
J3	The associated batch QC was outside the established quality control range for precision.
J6	The sample matrix interfered with the ability to make any accurate determination; spike value is low.
T8	Sample(s) received past/too close to holding time expiration.



ACCREDITATIONS & LOCATIONS

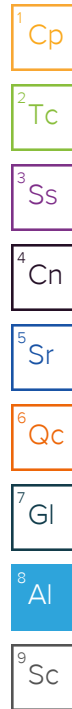
Pace Analytical National 12065 Lebanon Rd Mount Juliet, TN 37122

Alabama	40660	Nebraska	NE-OS-15-05
Alaska	17-026	Nevada	TN000032021-1
Arizona	AZ0612	New Hampshire	2975
Arkansas	88-0469	New Jersey--NELAP	TN002
California	2932	New Mexico ¹	TN00003
Colorado	TN00003	New York	11742
Connecticut	PH-0197	North Carolina	Env375
Florida	E87487	North Carolina ¹	DW21704
Georgia	NELAP	North Carolina ³	41
Georgia ¹	923	North Dakota	R-140
Idaho	TN00003	Ohio--VAP	CL0069
Illinois	200008	Oklahoma	9915
Indiana	C-TN-01	Oregon	TN200002
Iowa	364	Pennsylvania	68-02979
Kansas	E-10277	Rhode Island	LA000356
Kentucky ^{1 6}	KY90010	South Carolina	84004002
Kentucky ²	16	South Dakota	n/a
Louisiana	AI30792	Tennessee ^{1 4}	2006
Louisiana	LA018	Texas	T104704245-20-18
Maine	TN00003	Texas ⁵	LAB0152
Maryland	324	Utah	TN000032021-11
Massachusetts	M-TN003	Vermont	VT2006
Michigan	9958	Virginia	110033
Minnesota	047-999-395	Washington	C847
Mississippi	TN00003	West Virginia	233
Missouri	340	Wisconsin	998093910
Montana	CERT0086	Wyoming	A2LA
A2LA -- ISO 17025	1461.01	AIHA-LAP,LLC EMLAP	100789
A2LA -- ISO 17025 ⁵	1461.02	DOD	1461.01
Canada	1461.01	USDA	P330-15-00234
EPA--Crypto	TN00003		

¹ Drinking Water ² Underground Storage Tanks ³ Aquatic Toxicity ⁴ Chemical/Microbiological ⁵ Mold ⁶ Wastewater n/a Accreditation not applicable

* Not all certifications held by the laboratory are applicable to the results reported in the attached report.

* Accreditation is only applicable to the test methods specified on each scope of accreditation held by Pace Analytical.



Confluence Compliance Companies - CO

Sample Delivery Group: L1513838
Samples Received: 07/12/2022
Project Number:
Description: Apace Cayon 6-9
Site: APACHE CANYON 6-9
Report To: Chris McKisson
403 ½ Rockwood Lane
Grand Junction, CO 81507

Entire Report Reviewed By:



Chris Ward
Project Manager

Results relate only to the items tested or calibrated and are reported as rounded values. This test report shall not be reproduced, except in full, without written approval of the laboratory. Where applicable, sampling conducted by Pace Analytical National is performed per guidance provided in laboratory standard operating procedures ENV-SOP-MTJL-0067 and ENV-SOP-MTJL-0068. Where sampling conducted by the customer, results relate to the accuracy of the information provided, and as the samples are received.

Pace Analytical National12065 Lebanon Rd Mount Juliet, TN 37122 615-758-5858 800-767-5859 www.pacenational.com

TABLE OF CONTENTS

Cp: Cover Page	1
Tc: Table of Contents	2
Ss: Sample Summary	3
Cn: Case Narrative	4
Sr: Sample Results	5
220707_APACHE_BG(1515)0.5' L1513838-01	5
Qc: Quality Control Summary	6
Wet Chemistry by Method 7199	6
Wet Chemistry by Method 9045D	7
Wet Chemistry by Method 9050AMod	8
Metals (ICP) by Method 6010B	9
Metals (ICP) by Method 6010B-NE493 Ch 2	10
Metals (ICPMS) by Method 6020	11
Gl: Glossary of Terms	12
Al: Accreditations & Locations	13
Sc: Sample Chain of Custody	14



SAMPLE SUMMARY

220707_APACHE_BG(1515)0.5' L1513838-01 Solid

Collected by
Tim Freeman

Collected date/time
07/07/22 15:15

Received date/time
07/12/22 09:00

Method	Batch	Dilution	Preparation date/time	Analysis date/time	Analyst	Location
Calculated Results	WG1898989	1	07/26/22 13:51	07/26/22 13:51	ZSA	Mt. Juliet, TN
Wet Chemistry by Method 7199	WG1900162	1	07/27/22 09:46	07/29/22 16:04	ERP	Mt. Juliet, TN
Wet Chemistry by Method 9045D	WG1894996	1	07/14/22 13:00	07/14/22 15:00	GI	Mt. Juliet, TN
Wet Chemistry by Method 9050AMod	WG1898491	1	07/21/22 04:05	07/22/22 05:03	ARD	Mt. Juliet, TN
Metals (ICP) by Method 6010B	WG1895522	1	07/18/22 08:34	07/19/22 10:31	CCE	Mt. Juliet, TN
Metals (ICP) by Method 6010B-NE493 Ch 2	WG1902587	1	07/28/22 19:56	07/29/22 11:18	CCE	Mt. Juliet, TN
Metals (ICPMS) by Method 6020	WG1895524	5	07/18/22 08:47	07/19/22 12:36	SJM	Mt. Juliet, TN

¹Cp

²Tc

³Ss

⁴Cn

⁵Sr

⁶Qc

⁷Gl

⁸Al

⁹Sc

ACCOUNT:

Confluence Compliance Companies - CO

PROJECT:

SDG:

L1513838

DATE/TIME:

08/01/22 14:09

PAGE:

3 of 14

CASE NARRATIVE

All sample aliquots were received at the correct temperature, in the proper containers, with the appropriate preservatives, and within method specified holding times, unless qualified or notated within the report. Where applicable, all MDL (LOD) and RDL (LOQ) values reported for environmental samples have been corrected for the dilution factor used in the analysis. All Method and Batch Quality Control are within established criteria except where addressed in this case narrative, a non-conformance form or properly qualified within the sample results. By my digital signature below, I affirm to the best of my knowledge, all problems/anomalies observed by the laboratory as having the potential to affect the quality of the data have been identified by the laboratory, and no information or data have been knowingly withheld that would affect the quality of the data.



Chris Ward
Project Manager



Calculated Results

Analyte	Result	Qualifier	Dilution	Analysis date / time	Batch
Sodium Adsorption Ratio	0.0531		1	07/26/2022 13:51	WG1898989

Wet Chemistry by Method 7199

Analyte	Result mg/kg	Qualifier	MDL mg/kg	RDL mg/kg	Dilution	Analysis date / time	Batch
Hexavalent Chromium	U		0.255	1.00	1	07/29/2022 16:04	WG1900162

Wet Chemistry by Method 9045D

Analyte	Result su	Qualifier	Dilution	Analysis date / time	Batch
pH	7.09	T8	1	07/14/2022 15:00	WG1894996

Sample Narrative:

L1513838-01 WG1894996: 7.09 at 23.7C

Wet Chemistry by Method 9050AMod

Analyte	Result umhos/cm	Qualifier	RDL umhos/cm	Dilution	Analysis date / time	Batch
Specific Conductance	80.6		10.0	1	07/22/2022 05:03	WG1898491

Sample Narrative:

L1513838-01 WG1898491: at 25C

Metals (ICP) by Method 6010B

Analyte	Result mg/kg	Qualifier	MDL mg/kg	RDL mg/kg	Dilution	Analysis date / time	Batch
Barium	190		0.0852	0.500	1	07/19/2022 10:31	WG1895522
Cadmium	0.221	J	0.0471	0.500	1	07/19/2022 10:31	WG1895522
Copper	30.9		0.400	2.00	1	07/19/2022 10:31	WG1895522
Lead	13.2		0.208	0.500	1	07/19/2022 10:31	WG1895522
Nickel	13.6		0.132	2.00	1	07/19/2022 10:31	WG1895522
Selenium	U		0.764	2.00	1	07/19/2022 10:31	WG1895522
Silver	U		0.127	1.00	1	07/19/2022 10:31	WG1895522
Zinc	66.8		0.832	5.00	1	07/19/2022 10:31	WG1895522

Metals (ICP) by Method 6010B-NE493 Ch 2

Analyte	Result mg/l	Qualifier	MDL mg/l	RDL mg/l	Dilution	Analysis date / time	Batch
Hot Water Sol. Boron	0.235		0.0167	0.200	1	07/29/2022 11:18	WG1902587

Metals (ICPMS) by Method 6020

Analyte	Result mg/kg	Qualifier	MDL mg/kg	RDL mg/kg	Dilution	Analysis date / time	Batch
Arsenic	2.55		0.100	1.00	5	07/19/2022 12:36	WG1895524

¹ Cp² Tc³ Ss⁴ Cn⁵ Sr⁶ Qc⁷ Gl⁸ Al⁹ Sc

Method Blank (MB)

(MB) R3821027-1 07/29/22 14:12

	MB Result	MB Qualifier	MB MDL	MB RDL
Analyte	mg/kg		mg/kg	mg/kg
Hexavalent Chromium	U		0.255	1.00

L1511845-02 Original Sample (OS) • Duplicate (DUP)

(OS) L1511845-02 07/29/22 14:30 • (DUP) R3821027-3 07/29/22 14:36

	Original Result	DUP Result	Dilution	DUP RPD	DUP Qualifier	DUP RPD Limits
Analyte	mg/kg	mg/kg		%		%
Hexavalent Chromium	0.427	0.489	1	13.6	⌵	20

L1513835-01 Original Sample (OS) • Duplicate (DUP)

(OS) L1513835-01 07/29/22 15:48 • (DUP) R3821027-4 07/29/22 15:54

	Original Result	DUP Result	Dilution	DUP RPD	DUP Qualifier	DUP RPD Limits
Analyte	mg/kg	mg/kg		%		%
Hexavalent Chromium	U	U	1	0.000		20

Laboratory Control Sample (LCS)

(LCS) R3821027-2 07/29/22 14:20

	Spike Amount	LCS Result	LCS Rec.	Rec. Limits	LCS Qualifier
Analyte	mg/kg	mg/kg	%	%	
Hexavalent Chromium	10.0	10.5	105	80.0-120	

L1513861-01 Original Sample (OS) • Matrix Spike (MS) • Matrix Spike Duplicate (MSD)

(OS) L1513861-01 07/29/22 16:35 • (MS) R3821027-8 07/29/22 16:45 • (MSD) R3821027-9 07/29/22 16:51

	Spike Amount	Original Result	MS Result	MSD Result	MS Rec.	MSD Rec.	Dilution	Rec. Limits	MS Qualifier	MSD Qualifier	RPD	RPD Limits
Analyte	mg/kg	mg/kg	mg/kg	mg/kg	%	%		%			%	%
Hexavalent Chromium	20.0	U	14.1	7.68	70.6	38.4	1	75.0-125	J6	J3 J6	59.2	20

L1513861-01 Original Sample (OS) • Matrix Spike (MS)

(OS) L1513861-01 07/29/22 16:35 • (MS) R3821027-10 07/29/22 16:56

	Spike Amount	Original Result	MS Result	MS Rec.	Dilution	Rec. Limits	MS Qualifier
Analyte	mg/kg	mg/kg	mg/kg	%		%	
Hexavalent Chromium	661	U	517	78.2	50	75.0-125	

¹Cp

²Tc

³Ss

⁴Cn

⁵Sr

⁶Qc

⁷Gl

⁸Al

⁹Sc

L1510265-10 Original Sample (OS) • Duplicate (DUP)

(OS) L1510265-10 07/14/22 15:00 • (DUP) R3814923-2 07/14/22 15:00

	Original Result	DUP Result	Dilution	DUP RPD	<u>DUP Qualifier</u>	DUP RPD Limits
Analyte	su	su		%		%
pH	7.86	7.83	1	0.382		1

Sample Narrative:

OS: 7.86 at 23.8C

DUP: 7.83 at 23.2C

¹Cp

²Tc

³Ss

⁴Cn

⁵Sr

⁶Qc

⁷Gl

⁸Al

⁹Sc

L1513835-01 Original Sample (OS) • Duplicate (DUP)

(OS) L1513835-01 07/14/22 15:00 • (DUP) R3814923-3 07/14/22 15:00

	Original Result	DUP Result	Dilution	DUP RPD	<u>DUP Qualifier</u>	DUP RPD Limits
Analyte	su	su		%		%
pH	7.12	7.11	1	0.141		1

Sample Narrative:

OS: 7.12 at 23.8C

DUP: 7.11 at 23.8C

Laboratory Control Sample (LCS)

(LCS) R3814923-1 07/14/22 15:00

	Spike Amount	LCS Result	LCS Rec.	Rec. Limits	<u>LCS Qualifier</u>
Analyte	su	su	%	%	
pH	10.0	9.90	99.0	99.0-101	

Sample Narrative:

LCS: 9.9 at 23C

Method Blank (MB)

(MB) R3817975-1 07/22/22 05:03

Analyte	MB Result umhos/cm	MB Qualifier	MB MDL umhos/cm	MB RDL umhos/cm
Specific Conductance	U		10.0	10.0

Sample Narrative:

BLANK: at 25C

L1513811-01 Original Sample (OS) • Duplicate (DUP)

(OS) L1513811-01 07/22/22 05:03 • (DUP) R3817975-3 07/22/22 05:03

Analyte	Original Result umhos/cm	DUP Result umhos/cm	Dilution	DUP RPD %	DUP Qualifier	DUP RPD Limits %
Specific Conductance	1270	1380	1	7.63		20

Sample Narrative:

OS: at 25C

DUP: at 25C

L1513813-02 Original Sample (OS) • Duplicate (DUP)

(OS) L1513813-02 07/22/22 05:03 • (DUP) R3817975-4 07/22/22 05:03

Analyte	Original Result umhos/cm	DUP Result umhos/cm	Dilution	DUP RPD %	DUP Qualifier	DUP RPD Limits %
Specific Conductance	126	148	1	16.3		20

Sample Narrative:

OS: at 25C

DUP: at 25C

Laboratory Control Sample (LCS)

(LCS) R3817975-2 07/22/22 05:03

Analyte	Spike Amount umhos/cm	LCS Result umhos/cm	LCS Rec. %	Rec. Limits %	LCS Qualifier
Specific Conductance	286	279	97.4	85.0-115	

Sample Narrative:

LCS: at 25C



Method Blank (MB)

(MB) R3816688-1 07/19/22 09:51

Analyte	MB Result mg/kg	MB Qualifier	MB MDL mg/kg	MB RDL mg/kg
Barium	U		0.0852	0.500
Cadmium	U		0.0471	0.500
Copper	U		0.400	2.00
Lead	U		0.208	0.500
Nickel	U		0.132	2.00
Selenium	U		0.764	2.00
Silver	U		0.127	1.00
Zinc	U		0.832	5.00

¹Cp

²Tc

³Ss

⁴Cn

⁵Sr

⁶Qc

⁷Gl

⁸Al

⁹Sc

Laboratory Control Sample (LCS)

(LCS) R3816688-2 07/19/22 09:54

Analyte	Spike Amount mg/kg	LCS Result mg/kg	LCS Rec. %	Rec. Limits %	LCS Qualifier
Barium	100	94.3	94.3	80.0-120	
Cadmium	100	90.9	90.9	80.0-120	
Copper	100	91.8	91.8	80.0-120	
Lead	100	91.2	91.2	80.0-120	
Nickel	100	91.0	91.0	80.0-120	
Selenium	100	91.4	91.4	80.0-120	
Silver	20.0	17.7	88.7	80.0-120	
Zinc	100	90.1	90.1	80.0-120	

L1513850-01 Original Sample (OS) • Matrix Spike (MS) • Matrix Spike Duplicate (MSD)

(OS) L1513850-01 07/19/22 09:56 • (MS) R3816688-5 07/19/22 10:04 • (MSD) R3816688-6 07/19/22 10:07

Analyte	Spike Amount mg/kg	Original Result mg/kg	MS Result mg/kg	MSD Result mg/kg	MS Rec. %	MSD Rec. %	Dilution	Rec. Limits %	MS Qualifier	MSD Qualifier	RPD %	RPD Limits %
Barium	100	192	296	289	104	96.6	1	75.0-125			2.48	20
Cadmium	100	0.306	93.6	87.7	93.3	87.4	1	75.0-125			6.45	20
Copper	100	33.1	131	123	97.9	89.9	1	75.0-125			6.32	20
Lead	100	13.5	103	98.2	89.4	84.8	1	75.0-125			4.59	20
Nickel	100	15.2	109	102	93.6	86.4	1	75.0-125			6.89	20
Selenium	100	U	92.1	87.3	92.1	87.3	1	75.0-125			5.38	20
Silver	20.0	U	18.2	17.1	91.1	85.4	1	75.0-125			6.47	20
Zinc	100	72.1	174	156	102	83.5	1	75.0-125			11.2	20

Method Blank (MB)

(MB) R3820745-1 07/29/22 11:10

Analyte	MB Result mg/l	MB Qualifier	MB MDL mg/l	MB RDL mg/l
Hot Water Sol. Boron	U		0.0167	0.200

Laboratory Control Sample (LCS) • Laboratory Control Sample Duplicate (LCSD)

(LCS) R3820745-2 07/29/22 11:13 • (LCSD) R3820745-3 07/29/22 11:15

Analyte	Spike Amount mg/l	LCS Result mg/l	LCSD Result mg/l	LCS Rec. %	LCSD Rec. %	Rec. Limits %	LCS Qualifier	LCSD Qualifier	RPD %	RPD Limits %
Hot Water Sol. Boron	1.00	0.959	0.963	95.9	96.3	80.0-120			0.401	20

1

Cp

2

Tc

3

Ss

4

Cn

5

Sr

6

Qc

7

Gl

8

Al

9

Sc

Method Blank (MB)

(MB) R3816660-1 07/19/22 11:45

Analyte	MB Result mg/kg	MB Qualifier	MB MDL mg/kg	MB RDL mg/kg
Arsenic	U		0.100	1.00

Laboratory Control Sample (LCS)

(LCS) R3816660-2 07/19/22 11:48

Analyte	Spike Amount mg/kg	LCS Result mg/kg	LCS Rec. %	Rec. Limits %	LCS Qualifier
Arsenic	100	91.1	91.1	80.0-120	

L1513850-01 Original Sample (OS) • Matrix Spike (MS) • Matrix Spike Duplicate (MSD)

(OS) L1513850-01 07/19/22 11:52 • (MS) R3816660-5 07/19/22 12:02 • (MSD) R3816660-6 07/19/22 12:05

Analyte	Spike Amount mg/kg	Original Result mg/kg	MS Result mg/kg	MSD Result mg/kg	MS Rec. %	MSD Rec. %	Dilution	Rec. Limits %	MS Qualifier	MSD Qualifier	RPD %	RPD Limits %
Arsenic	100	2.69	86.0	86.2	83.3	83.5	5	75.0-125			0.254	20

¹Cp

²Tc

³Ss

⁴Cn

⁵Sr

⁶Qc

⁷Gl

⁸Al

⁹Sc

GLOSSARY OF TERMS

Guide to Reading and Understanding Your Laboratory Report

The information below is designed to better explain the various terms used in your report of analytical results from the Laboratory. This is not intended as a comprehensive explanation, and if you have additional questions please contact your project representative.

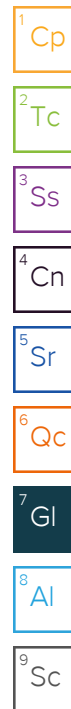
Results Disclaimer - Information that may be provided by the customer, and contained within this report, include Permit Limits, Project Name, Sample ID, Sample Matrix, Sample Preservation, Field Blanks, Field Spikes, Field Duplicates, On-Site Data, Sampling Collection Dates/Times, and Sampling Location. Results relate to the accuracy of this information provided, and as the samples are received.

Abbreviations and Definitions

MDL	Method Detection Limit.
RDL	Reported Detection Limit.
Rec.	Recovery.
RPD	Relative Percent Difference.
SDG	Sample Delivery Group.
U	Not detected at the Reporting Limit (or MDL where applicable).
Analyte	The name of the particular compound or analysis performed. Some Analyses and Methods will have multiple analytes reported.
Dilution	If the sample matrix contains an interfering material, the sample preparation volume or weight values differ from the standard, or if concentrations of analytes in the sample are higher than the highest limit of concentration that the laboratory can accurately report, the sample may be diluted for analysis. If a value different than 1 is used in this field, the result reported has already been corrected for this factor.
Limits	These are the target % recovery ranges or % difference value that the laboratory has historically determined as normal for the method and analyte being reported. Successful QC Sample analysis will target all analytes recovered or duplicated within these ranges.
Original Sample	The non-spiked sample in the prep batch used to determine the Relative Percent Difference (RPD) from a quality control sample. The Original Sample may not be included within the reported SDG.
Qualifier	This column provides a letter and/or number designation that corresponds to additional information concerning the result reported. If a Qualifier is present, a definition per Qualifier is provided within the Glossary and Definitions page and potentially a discussion of possible implications of the Qualifier in the Case Narrative if applicable.
Result	The actual analytical final result (corrected for any sample specific characteristics) reported for your sample. If there was no measurable result returned for a specific analyte, the result in this column may state "ND" (Not Detected) or "BDL" (Below Detectable Levels). The information in the results column should always be accompanied by either an MDL (Method Detection Limit) or RDL (Reporting Detection Limit) that defines the lowest value that the laboratory could detect or report for this analyte.
Uncertainty (Radiochemistry)	Confidence level of 2 sigma.
Case Narrative (Cn)	A brief discussion about the included sample results, including a discussion of any non-conformances to protocol observed either at sample receipt by the laboratory from the field or during the analytical process. If present, there will be a section in the Case Narrative to discuss the meaning of any data qualifiers used in the report.
Quality Control Summary (Qc)	This section of the report includes the results of the laboratory quality control analyses required by procedure or analytical methods to assist in evaluating the validity of the results reported for your samples. These analyses are not being performed on your samples typically, but on laboratory generated material.
Sample Chain of Custody (Sc)	This is the document created in the field when your samples were initially collected. This is used to verify the time and date of collection, the person collecting the samples, and the analyses that the laboratory is requested to perform. This chain of custody also documents all persons (excluding commercial shippers) that have had control or possession of the samples from the time of collection until delivery to the laboratory for analysis.
Sample Results (Sr)	This section of your report will provide the results of all testing performed on your samples. These results are provided by sample ID and are separated by the analyses performed on each sample. The header line of each analysis section for each sample will provide the name and method number for the analysis reported.
Sample Summary (Ss)	This section of the Analytical Report defines the specific analyses performed for each sample ID, including the dates and times of preparation and/or analysis.

Qualifier Description

J	The identification of the analyte is acceptable; the reported value is an estimate.
J3	The associated batch QC was outside the established quality control range for precision.
J6	The sample matrix interfered with the ability to make any accurate determination; spike value is low.
T8	Sample(s) received past/too close to holding time expiration.



ACCREDITATIONS & LOCATIONS

Pace Analytical National 12065 Lebanon Rd Mount Juliet, TN 37122

Alabama	40660	Nebraska	NE-OS-15-05
Alaska	17-026	Nevada	TN000032021-1
Arizona	AZ0612	New Hampshire	2975
Arkansas	88-0469	New Jersey--NELAP	TN002
California	2932	New Mexico ¹	TN00003
Colorado	TN00003	New York	11742
Connecticut	PH-0197	North Carolina	Env375
Florida	E87487	North Carolina ¹	DW21704
Georgia	NELAP	North Carolina ³	41
Georgia ¹	923	North Dakota	R-140
Idaho	TN00003	Ohio--VAP	CL0069
Illinois	200008	Oklahoma	9915
Indiana	C-TN-01	Oregon	TN200002
Iowa	364	Pennsylvania	68-02979
Kansas	E-10277	Rhode Island	LA000356
Kentucky ^{1 6}	KY90010	South Carolina	84004002
Kentucky ²	16	South Dakota	n/a
Louisiana	AI30792	Tennessee ^{1 4}	2006
Louisiana	LA018	Texas	T104704245-20-18
Maine	TN00003	Texas ⁵	LAB0152
Maryland	324	Utah	TN000032021-11
Massachusetts	M-TN003	Vermont	VT2006
Michigan	9958	Virginia	110033
Minnesota	047-999-395	Washington	C847
Mississippi	TN00003	West Virginia	233
Missouri	340	Wisconsin	998093910
Montana	CERT0086	Wyoming	A2LA
A2LA -- ISO 17025	1461.01	AIHA-LAP,LLC EMLAP	100789
A2LA -- ISO 17025 ⁵	1461.02	DOD	1461.01
Canada	1461.01	USDA	P330-15-00234
EPA--Crypto	TN00003		

¹ Drinking Water ² Underground Storage Tanks ³ Aquatic Toxicity ⁴ Chemical/Microbiological ⁵ Mold ⁶ Wastewater n/a Accreditation not applicable

* Not all certifications held by the laboratory are applicable to the results reported in the attached report.

* Accreditation is only applicable to the test methods specified on each scope of accreditation held by Pace Analytical.



Confluence Compliance Companies - CO

Sample Delivery Group: L1513850
Samples Received: 07/12/2022
Project Number:
Description: Apace Cayon 6-9
Site: APACHE CANYON 6-9
Report To: Chris McKisson
403 ½ Rockwood Lane
Grand Junction, CO 81507

Entire Report Reviewed By:



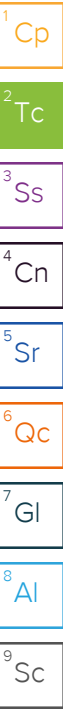
Chris Ward
Project Manager

Results relate only to the items tested or calibrated and are reported as rounded values. This test report shall not be reproduced, except in full, without written approval of the laboratory. Where applicable, sampling conducted by Pace Analytical National is performed per guidance provided in laboratory standard operating procedures ENV-SOP-MTJL-0067 and ENV-SOP-MTJL-0068. Where sampling conducted by the customer, results relate to the accuracy of the information provided, and as the samples are received.

Pace Analytical National12065 Lebanon Rd Mount Juliet, TN 37122 615-758-5858 800-767-5859 www.pacenational.com

TABLE OF CONTENTS

Cp: Cover Page	1
Tc: Table of Contents	2
Ss: Sample Summary	3
Cn: Case Narrative	4
Sr: Sample Results	5
220707_APACHE_BG(1610)0.5' L1513850-01	5
Qc: Quality Control Summary	6
Wet Chemistry by Method 7199	6
Wet Chemistry by Method 9045D	7
Wet Chemistry by Method 9050AMod	8
Metals (ICP) by Method 6010B	9
Metals (ICP) by Method 6010B-NE493 Ch 2	10
Metals (ICPMS) by Method 6020	11
Gl: Glossary of Terms	12
Al: Accreditations & Locations	13
Sc: Sample Chain of Custody	14



SAMPLE SUMMARY

220707_APACHE_BG(1610)0.5' L1513850-01 Solid

Collected by
Tim Freeman

Collected date/time
07/07/22 16:10

Received date/time
07/12/22 09:00

Method	Batch	Dilution	Preparation date/time	Analysis date/time	Analyst	Location
Calculated Results	WG1898989	1	07/26/22 13:54	07/26/22 13:54	ZSA	Mt. Juliet, TN
Wet Chemistry by Method 7199	WG1900162	1	07/27/22 09:46	07/29/22 16:19	ERP	Mt. Juliet, TN
Wet Chemistry by Method 9045D	WG1894996	1	07/14/22 13:00	07/14/22 15:00	GI	Mt. Juliet, TN
Wet Chemistry by Method 9050AMod	WG1898491	1	07/21/22 04:05	07/22/22 05:03	ARD	Mt. Juliet, TN
Metals (ICP) by Method 6010B	WG1895522	1	07/18/22 08:34	07/19/22 09:56	CCE	Mt. Juliet, TN
Metals (ICP) by Method 6010B-NE493 Ch 2	WG1902587	1	07/28/22 19:56	07/29/22 11:21	CCE	Mt. Juliet, TN
Metals (ICPMS) by Method 6020	WG1895524	5	07/18/22 08:47	07/19/22 11:52	SJM	Mt. Juliet, TN

¹Cp

²Tc

³Ss

⁴Cn

⁵Sr

⁶Qc

⁷Gl

⁸Al

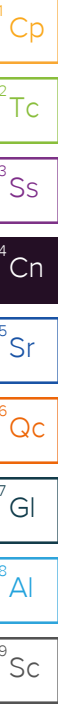
⁹Sc

CASE NARRATIVE

All sample aliquots were received at the correct temperature, in the proper containers, with the appropriate preservatives, and within method specified holding times, unless qualified or notated within the report. Where applicable, all MDL (LOD) and RDL (LOQ) values reported for environmental samples have been corrected for the dilution factor used in the analysis. All Method and Batch Quality Control are within established criteria except where addressed in this case narrative, a non-conformance form or properly qualified within the sample results. By my digital signature below, I affirm to the best of my knowledge, all problems/anomalies observed by the laboratory as having the potential to affect the quality of the data have been identified by the laboratory, and no information or data have been knowingly withheld that would affect the quality of the data.



Chris Ward
Project Manager



Calculated Results

Analyte	Result	Qualifier	Dilution	Analysis date / time	Batch
Sodium Adsorption Ratio	0.0783		1	07/26/2022 13:54	WG1898989

Wet Chemistry by Method 7199

Analyte	Result mg/kg	Qualifier	MDL mg/kg	RDL mg/kg	Dilution	Analysis date / time	Batch
Hexavalent Chromium	U		0.255	1.00	1	07/29/2022 16:19	WG1900162

Wet Chemistry by Method 9045D

Analyte	Result su	Qualifier	Dilution	Analysis date / time	Batch
pH	7.55	T8	1	07/14/2022 15:00	WG1894996

Sample Narrative:

L1513850-01 WG1894996: 7.55 at 23.7C

Wet Chemistry by Method 9050AMod

Analyte	Result umhos/cm	Qualifier	RDL umhos/cm	Dilution	Analysis date / time	Batch
Specific Conductance	266		10.0	1	07/22/2022 05:03	WG1898491

Sample Narrative:

L1513850-01 WG1898491: at 25C

Metals (ICP) by Method 6010B

Analyte	Result mg/kg	Qualifier	MDL mg/kg	RDL mg/kg	Dilution	Analysis date / time	Batch
Barium	192	O1	0.0852	0.500	1	07/19/2022 09:56	WG1895522
Cadmium	0.306	J	0.0471	0.500	1	07/19/2022 09:56	WG1895522
Copper	33.1		0.400	2.00	1	07/19/2022 09:56	WG1895522
Lead	13.5	O1	0.208	0.500	1	07/19/2022 09:56	WG1895522
Nickel	15.2		0.132	2.00	1	07/19/2022 09:56	WG1895522
Selenium	U		0.764	2.00	1	07/19/2022 09:56	WG1895522
Silver	U		0.127	1.00	1	07/19/2022 09:56	WG1895522
Zinc	72.1		0.832	5.00	1	07/19/2022 09:56	WG1895522

Metals (ICP) by Method 6010B-NE493 Ch 2

Analyte	Result mg/l	Qualifier	MDL mg/l	RDL mg/l	Dilution	Analysis date / time	Batch
Hot Water Sol. Boron	0.347		0.0167	0.200	1	07/29/2022 11:21	WG1902587

Metals (ICPMS) by Method 6020

Analyte	Result mg/kg	Qualifier	MDL mg/kg	RDL mg/kg	Dilution	Analysis date / time	Batch
Arsenic	2.69		0.100	1.00	5	07/19/2022 11:52	WG1895524

1 Cp

2 Tc

3 Ss

4 Cn

5 Sr

6 Qc

7 Gl

8 Al

9 Sc

Method Blank (MB)

(MB) R3821027-1 07/29/22 14:12

	MB Result	MB Qualifier	MB MDL	MB RDL
Analyte	mg/kg		mg/kg	mg/kg
Hexavalent Chromium	U		0.255	1.00

L1511845-02 Original Sample (OS) • Duplicate (DUP)

(OS) L1511845-02 07/29/22 14:30 • (DUP) R3821027-3 07/29/22 14:36

	Original Result	DUP Result	Dilution	DUP RPD	DUP Qualifier	DUP RPD Limits
Analyte	mg/kg	mg/kg		%		%
Hexavalent Chromium	0.427	0.489	1	13.6	⌵	20

L1513835-01 Original Sample (OS) • Duplicate (DUP)

(OS) L1513835-01 07/29/22 15:48 • (DUP) R3821027-4 07/29/22 15:54

	Original Result	DUP Result	Dilution	DUP RPD	DUP Qualifier	DUP RPD Limits
Analyte	mg/kg	mg/kg		%		%
Hexavalent Chromium	U	U	1	0.000		20

Laboratory Control Sample (LCS)

(LCS) R3821027-2 07/29/22 14:20

	Spike Amount	LCS Result	LCS Rec.	Rec. Limits	LCS Qualifier
Analyte	mg/kg	mg/kg	%	%	
Hexavalent Chromium	10.0	10.5	105	80.0-120	

L1513861-01 Original Sample (OS) • Matrix Spike (MS) • Matrix Spike Duplicate (MSD)

(OS) L1513861-01 07/29/22 16:35 • (MS) R3821027-8 07/29/22 16:45 • (MSD) R3821027-9 07/29/22 16:51

	Spike Amount	Original Result	MS Result	MSD Result	MS Rec.	MSD Rec.	Dilution	Rec. Limits	MS Qualifier	MSD Qualifier	RPD	RPD Limits
Analyte	mg/kg	mg/kg	mg/kg	mg/kg	%	%		%			%	%
Hexavalent Chromium	20.0	U	14.1	7.68	70.6	38.4	1	75.0-125	J6	J3 J6	59.2	20

L1513861-01 Original Sample (OS) • Matrix Spike (MS)

(OS) L1513861-01 07/29/22 16:35 • (MS) R3821027-10 07/29/22 16:56

	Spike Amount	Original Result	MS Result	MS Rec.	Dilution	Rec. Limits	MS Qualifier
Analyte	mg/kg	mg/kg	mg/kg	%		%	
Hexavalent Chromium	661	U	517	78.2	50	75.0-125	

1Cp

2Tc

3Ss

4Cn

5Sr

6Qc

7Gl

8Al

9Sc

L1510265-10 Original Sample (OS) • Duplicate (DUP)

(OS) L1510265-10 07/14/22 15:00 • (DUP) R3814923-2 07/14/22 15:00

	Original Result	DUP Result	Dilution	DUP RPD	DUP Qualifier	DUP RPD Limits
Analyte	su	su		%		%
pH	7.86	7.83	1	0.382		1

Sample Narrative:

OS: 7.86 at 23.8C

DUP: 7.83 at 23.2C

L1513835-01 Original Sample (OS) • Duplicate (DUP)

(OS) L1513835-01 07/14/22 15:00 • (DUP) R3814923-3 07/14/22 15:00

	Original Result	DUP Result	Dilution	DUP RPD	DUP Qualifier	DUP RPD Limits
Analyte	su	su		%		%
pH	7.12	7.11	1	0.141		1

Sample Narrative:

OS: 7.12 at 23.8C

DUP: 7.11 at 23.8C

Laboratory Control Sample (LCS)

(LCS) R3814923-1 07/14/22 15:00

	Spike Amount	LCS Result	LCS Rec.	Rec. Limits	LCS Qualifier
Analyte	su	su	%	%	
pH	10.0	9.90	99.0	99.0-101	

Sample Narrative:

LCS: 9.9 at 23C



Method Blank (MB)

(MB) R3817975-1 07/22/22 05:03

Analyte	MB Result umhos/cm	MB Qualifier	MB MDL umhos/cm	MB RDL umhos/cm
Specific Conductance	U		10.0	10.0

Sample Narrative:

BLANK: at 25C

L1513811-01 Original Sample (OS) • Duplicate (DUP)

(OS) L1513811-01 07/22/22 05:03 • (DUP) R3817975-3 07/22/22 05:03

Analyte	Original Result umhos/cm	DUP Result umhos/cm	Dilution	DUP RPD %	DUP Qualifier	DUP RPD Limits %
Specific Conductance	1270	1380	1	7.63		20

Sample Narrative:

OS: at 25C

DUP: at 25C

L1513813-02 Original Sample (OS) • Duplicate (DUP)

(OS) L1513813-02 07/22/22 05:03 • (DUP) R3817975-4 07/22/22 05:03

Analyte	Original Result umhos/cm	DUP Result umhos/cm	Dilution	DUP RPD %	DUP Qualifier	DUP RPD Limits %
Specific Conductance	126	148	1	16.3		20

Sample Narrative:

OS: at 25C

DUP: at 25C

Laboratory Control Sample (LCS)

(LCS) R3817975-2 07/22/22 05:03

Analyte	Spike Amount umhos/cm	LCS Result umhos/cm	LCS Rec. %	Rec. Limits %	LCS Qualifier
Specific Conductance	286	279	97.4	85.0-115	

Sample Narrative:

LCS: at 25C

1Cp

2Tc

3Ss

4Cn

5Sr

6Qc

7Gl

8Al

9Sc

Method Blank (MB)

(MB) R3816688-1 07/19/22 09:51

Analyte	MB Result mg/kg	MB Qualifier	MB MDL mg/kg	MB RDL mg/kg
Barium	U		0.0852	0.500
Cadmium	U		0.0471	0.500
Copper	U		0.400	2.00
Lead	U		0.208	0.500
Nickel	U		0.132	2.00
Selenium	U		0.764	2.00
Silver	U		0.127	1.00
Zinc	U		0.832	5.00

¹Cp

²Tc

³Ss

⁴Cn

⁵Sr

⁶Qc

⁷Gl

⁸Al

⁹Sc

Laboratory Control Sample (LCS)

(LCS) R3816688-2 07/19/22 09:54

Analyte	Spike Amount mg/kg	LCS Result mg/kg	LCS Rec. %	Rec. Limits %	LCS Qualifier
Barium	100	94.3	94.3	80.0-120	
Cadmium	100	90.9	90.9	80.0-120	
Copper	100	91.8	91.8	80.0-120	
Lead	100	91.2	91.2	80.0-120	
Nickel	100	91.0	91.0	80.0-120	
Selenium	100	91.4	91.4	80.0-120	
Silver	20.0	17.7	88.7	80.0-120	
Zinc	100	90.1	90.1	80.0-120	

L1513850-01 Original Sample (OS) • Matrix Spike (MS) • Matrix Spike Duplicate (MSD)

(OS) L1513850-01 07/19/22 09:56 • (MS) R3816688-5 07/19/22 10:04 • (MSD) R3816688-6 07/19/22 10:07

Analyte	Spike Amount mg/kg	Original Result mg/kg	MS Result mg/kg	MSD Result mg/kg	MS Rec. %	MSD Rec. %	Dilution	Rec. Limits %	MS Qualifier	MSD Qualifier	RPD %	RPD Limits %
Barium	100	192	296	289	104	96.6	1	75.0-125			2.48	20
Cadmium	100	0.306	93.6	87.7	93.3	87.4	1	75.0-125			6.45	20
Copper	100	33.1	131	123	97.9	89.9	1	75.0-125			6.32	20
Lead	100	13.5	103	98.2	89.4	84.8	1	75.0-125			4.59	20
Nickel	100	15.2	109	102	93.6	86.4	1	75.0-125			6.89	20
Selenium	100	U	92.1	87.3	92.1	87.3	1	75.0-125			5.38	20
Silver	20.0	U	18.2	17.1	91.1	85.4	1	75.0-125			6.47	20
Zinc	100	72.1	174	156	102	83.5	1	75.0-125			11.2	20

Method Blank (MB)

(MB) R3820745-1 07/29/22 11:10

Analyte	MB Result mg/l	MB Qualifier	MB MDL mg/l	MB RDL mg/l
Hot Water Sol. Boron	U		0.0167	0.200

Laboratory Control Sample (LCS) • Laboratory Control Sample Duplicate (LCSD)

(LCS) R3820745-2 07/29/22 11:13 • (LCSD) R3820745-3 07/29/22 11:15

Analyte	Spike Amount mg/l	LCS Result mg/l	LCSD Result mg/l	LCS Rec. %	LCSD Rec. %	Rec. Limits %	LCS Qualifier	LCSD Qualifier	RPD %	RPD Limits %
Hot Water Sol. Boron	1.00	0.959	0.963	95.9	96.3	80.0-120			0.401	20

1

Cp

2

Tc

3

Ss

4

Cn

5

Sr

6

Qc

7

Gl

8

Al

9

Sc

Method Blank (MB)

(MB) R3816660-1 07/19/22 11:45

Analyte	MB Result mg/kg	MB Qualifier	MB MDL mg/kg	MB RDL mg/kg
Arsenic	U		0.100	1.00

Laboratory Control Sample (LCS)

(LCS) R3816660-2 07/19/22 11:48

Analyte	Spike Amount mg/kg	LCS Result mg/kg	LCS Rec. %	Rec. Limits %	LCS Qualifier
Arsenic	100	91.1	91.1	80.0-120	

L1513850-01 Original Sample (OS) • Matrix Spike (MS) • Matrix Spike Duplicate (MSD)

(OS) L1513850-01 07/19/22 11:52 • (MS) R3816660-5 07/19/22 12:02 • (MSD) R3816660-6 07/19/22 12:05

Analyte	Spike Amount mg/kg	Original Result mg/kg	MS Result mg/kg	MSD Result mg/kg	MS Rec. %	MSD Rec. %	Dilution	Rec. Limits %	MS Qualifier	MSD Qualifier	RPD %	RPD Limits %
Arsenic	100	2.69	86.0	86.2	83.3	83.5	5	75.0-125			0.254	20

1Cp

2Tc

3Ss

4Cn

5Sr

6Qc

7Gl

8Al

9Sc

GLOSSARY OF TERMS

Guide to Reading and Understanding Your Laboratory Report

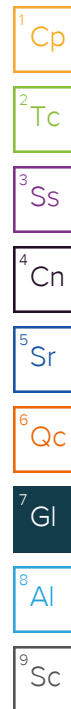
The information below is designed to better explain the various terms used in your report of analytical results from the Laboratory. This is not intended as a comprehensive explanation, and if you have additional questions please contact your project representative.

Results Disclaimer - Information that may be provided by the customer, and contained within this report, include Permit Limits, Project Name, Sample ID, Sample Matrix, Sample Preservation, Field Blanks, Field Spikes, Field Duplicates, On-Site Data, Sampling Collection Dates/Times, and Sampling Location. Results relate to the accuracy of this information provided, and as the samples are received.

Abbreviations and Definitions

MDL	Method Detection Limit.
RDL	Reported Detection Limit.
Rec.	Recovery.
RPD	Relative Percent Difference.
SDG	Sample Delivery Group.
U	Not detected at the Reporting Limit (or MDL where applicable).
Analyte	The name of the particular compound or analysis performed. Some Analyses and Methods will have multiple analytes reported.
Dilution	If the sample matrix contains an interfering material, the sample preparation volume or weight values differ from the standard, or if concentrations of analytes in the sample are higher than the highest limit of concentration that the laboratory can accurately report, the sample may be diluted for analysis. If a value different than 1 is used in this field, the result reported has already been corrected for this factor.
Limits	These are the target % recovery ranges or % difference value that the laboratory has historically determined as normal for the method and analyte being reported. Successful QC Sample analysis will target all analytes recovered or duplicated within these ranges.
Original Sample	The non-spiked sample in the prep batch used to determine the Relative Percent Difference (RPD) from a quality control sample. The Original Sample may not be included within the reported SDG.
Qualifier	This column provides a letter and/or number designation that corresponds to additional information concerning the result reported. If a Qualifier is present, a definition per Qualifier is provided within the Glossary and Definitions page and potentially a discussion of possible implications of the Qualifier in the Case Narrative if applicable.
Result	The actual analytical final result (corrected for any sample specific characteristics) reported for your sample. If there was no measurable result returned for a specific analyte, the result in this column may state "ND" (Not Detected) or "BDL" (Below Detectable Levels). The information in the results column should always be accompanied by either an MDL (Method Detection Limit) or RDL (Reporting Detection Limit) that defines the lowest value that the laboratory could detect or report for this analyte.
Uncertainty (Radiochemistry)	Confidence level of 2 sigma.
Case Narrative (Cn)	A brief discussion about the included sample results, including a discussion of any non-conformances to protocol observed either at sample receipt by the laboratory from the field or during the analytical process. If present, there will be a section in the Case Narrative to discuss the meaning of any data qualifiers used in the report.
Quality Control Summary (Qc)	This section of the report includes the results of the laboratory quality control analyses required by procedure or analytical methods to assist in evaluating the validity of the results reported for your samples. These analyses are not being performed on your samples typically, but on laboratory generated material.
Sample Chain of Custody (Sc)	This is the document created in the field when your samples were initially collected. This is used to verify the time and date of collection, the person collecting the samples, and the analyses that the laboratory is requested to perform. This chain of custody also documents all persons (excluding commercial shippers) that have had control or possession of the samples from the time of collection until delivery to the laboratory for analysis.
Sample Results (Sr)	This section of your report will provide the results of all testing performed on your samples. These results are provided by sample ID and are separated by the analyses performed on each sample. The header line of each analysis section for each sample will provide the name and method number for the analysis reported.
Sample Summary (Ss)	This section of the Analytical Report defines the specific analyses performed for each sample ID, including the dates and times of preparation and/or analysis.

Qualifier	Description
J	The identification of the analyte is acceptable; the reported value is an estimate.
J3	The associated batch QC was outside the established quality control range for precision.
J6	The sample matrix interfered with the ability to make any accurate determination; spike value is low.
O1	The analyte failed the method required serial dilution test and/or subsequent post-spike criteria. These failures indicate matrix interference.
T8	Sample(s) received past/too close to holding time expiration.



ACCREDITATIONS & LOCATIONS

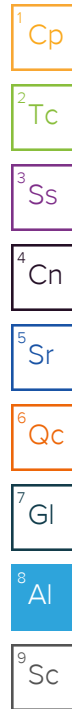
Pace Analytical National 12065 Lebanon Rd Mount Juliet, TN 37122

Alabama	40660	Nebraska	NE-OS-15-05
Alaska	17-026	Nevada	TN000032021-1
Arizona	AZ0612	New Hampshire	2975
Arkansas	88-0469	New Jersey--NELAP	TN002
California	2932	New Mexico ¹	TN00003
Colorado	TN00003	New York	11742
Connecticut	PH-0197	North Carolina	Env375
Florida	E87487	North Carolina ¹	DW21704
Georgia	NELAP	North Carolina ³	41
Georgia ¹	923	North Dakota	R-140
Idaho	TN00003	Ohio--VAP	CL0069
Illinois	200008	Oklahoma	9915
Indiana	C-TN-01	Oregon	TN200002
Iowa	364	Pennsylvania	68-02979
Kansas	E-10277	Rhode Island	LA000356
Kentucky ^{1 6}	KY90010	South Carolina	84004002
Kentucky ²	16	South Dakota	n/a
Louisiana	AI30792	Tennessee ^{1 4}	2006
Louisiana	LA018	Texas	T104704245-20-18
Maine	TN00003	Texas ⁵	LAB0152
Maryland	324	Utah	TN000032021-11
Massachusetts	M-TN003	Vermont	VT2006
Michigan	9958	Virginia	110033
Minnesota	047-999-395	Washington	C847
Mississippi	TN00003	West Virginia	233
Missouri	340	Wisconsin	998093910
Montana	CERT0086	Wyoming	A2LA
A2LA -- ISO 17025	1461.01	AIHA-LAP,LLC EMLAP	100789
A2LA -- ISO 17025 ⁵	1461.02	DOD	1461.01
Canada	1461.01	USDA	P330-15-00234
EPA--Crypto	TN00003		

¹ Drinking Water ² Underground Storage Tanks ³ Aquatic Toxicity ⁴ Chemical/Microbiological ⁵ Mold ⁶ Wastewater n/a Accreditation not applicable


* Not all certifications held by the laboratory are applicable to the results reported in the attached report.

* Accreditation is only applicable to the test methods specified on each scope of accreditation held by Pace Analytical.



CHAIN-OF-CUSTODY Analytical Request Document

Submitting a sample via this chain of custody constitutes acknowledgment and acceptance of the Pace Terms and Conditions found at: <https://info.pacelabs.com/hubfs/pas-standard-terms.pdf>
Chain-of-Custody is a LEGAL DOCUMENT - Complete all relevant fields

Company: Confluence Compliance Companies		Billing Information:	
Address: Info on file		Info on file	
Report To: Chris McKisson (chris.mckisson@confluence-cc.com)		Email To: Info on file	
Copy To: remediation@confluence-cc.com		Site Collection Info/Address:	
Customer Project Name/Number: Apache Canyon 6-9 / Background		State: County/City: Time Zone Collected: / [] PT [] MT [] CT [] ET	
Phone:	Site/Facility ID #:	Compliance Monitoring?	
Email:	Apache Canyon 6-9 V	[] Yes [X] No	
Collected By (print): Tim Freeman	Purchase Order #:	DW PWS ID #:	
	Quote #:	DW Location Code:	
Collected By (signature): 	Turnaround Date Required:	Immediately Packed on Ice:	
		[x] Yes [] No	
Sample Disposal:	Rush: (Expedite Charges Apply)	Field Filtered (If applicable):	
[] Dispose as appropriate	[] Same Day [] Next Day	[] Yes [] No	
[] Return	[] 2 Day [] 3 Day		
[] Archive: _____	[] 4 Day [] 5 Day	Analysis: _____	
[] Hold:			

* Matrix Codes (Insert in Matrix box below): Drinking Water (DW), Ground Water (GW), Wastewater (WW), Product (P), Soil/Solid (SL), Oil (OL), Wipe (WP), Air (AR), Tissue (TS), Bioassay (B), Vapor (V), Other (OT)

[illegible]

Customer Remarks / Special Conditions / Possible Hazards:	Type of Ice Used:	Wet	Blue	Dry	None
	Packing Material Used:				
	Radchem sample(s) screened (<500 cpm):	(Y)	N	NA	

Relinquished by/Company: (Signature) 	Date/Time: 7/11/22 0830	Received by/Company: (Signature)
Relinquished by/Company: (Signature) 	Date/Time: 7/11/22 0830	Received by/Company: (Signature)
Relinquished by/Company: (Signature)	Date/Time:	Received by/Company: (Signature)

LAB USE ONLY- Affix Workorder/Login Label Here or List Pace Workorder Number or
MTJL Log-in Number Here

ALL BOLD OUTLINED AREAS are for LAB USE ONLY

Container Preservative Type **										Lab Project Manager:									
** Preservative Types: (1) nitric acid, (2) sulfuric acid, (3) hydrochloric acid, (4) sodium hydroxide, (5) zinc acetate, (6) methanol, (7) sodium bisulfate, (8) sodium thiosulfate, (9) hexane, (A) ascorbic acid, (B) ammonium sulfate, (C) ammonium hydroxide, (D) TSP, (U) Unpreserved, (O) Other																			
Analyses										Lab Profile/Line:									
<div style="display: flex; justify-content: space-between;"> <div style="writing-mode: vertical-rl; transform: rotate(180deg);"> EC, SAR, pH Boron (hot water soluble) Table 915-1 Metals </div> <div style="border: 1px solid black; padding: 10px; background-color: #f0f0f0;"> H106 </div> </div>										Lab Sample Receipt Checklist: Custody Seals Present/Intact <input checked="" type="checkbox"/> Y <input type="checkbox"/> N NA Custody Signatures Present <input checked="" type="checkbox"/> Y <input type="checkbox"/> N NA Collector Signature Present <input checked="" type="checkbox"/> Y <input type="checkbox"/> N NA Bottles Intact <input checked="" type="checkbox"/> Y <input type="checkbox"/> N NA Correct Bottles <input checked="" type="checkbox"/> Y <input type="checkbox"/> N NA Sufficient Volume <input checked="" type="checkbox"/> Y <input type="checkbox"/> N NA Samples Received on Ice <input checked="" type="checkbox"/> Y <input type="checkbox"/> N NA VOA - Headspace Acceptable <input checked="" type="checkbox"/> Y <input type="checkbox"/> N NA USDA Regulated Soils <input checked="" type="checkbox"/> Y <input type="checkbox"/> N NA Samples in Holding Time <input checked="" type="checkbox"/> Y <input type="checkbox"/> N NA Residual Chlorine Present <input checked="" type="checkbox"/> Y <input type="checkbox"/> N NA Cl Strips: _____ Sample pH Acceptable <input checked="" type="checkbox"/> Y <input type="checkbox"/> N NA pH Strips: _____ Sulfide Present <input checked="" type="checkbox"/> Y <input type="checkbox"/> N NA Lead Acetate Strips: _____									
LAB USE ONLY: Lab Sample # / Comments:										LAB Sample Temperature Info: Temp Blank Received: <input checked="" type="checkbox"/> Y <input type="checkbox"/> N NA Thermo ID#: <u>JA46</u> Cooler 1 Temp Upon Receipt: <u>0.2</u> °C Cooler 1 Therm Corr. Factor: <u>0</u> °C Cooler 1 Corrected Temp: <u>0.2</u> °C Comments:									
SHORT HOLDS PRESENT (<72 hours): Y N N/A Lab Tracking #: <u>5829 6696 5060</u> Samples received via: <u>FEDEX</u> UPS Client Courier Pace Courier																			
Date/Time: <u>7/11/2008</u>					MTJL LAB USE ONLY														
Date/Time:					Table #:														
					Acctnum:														
					Template:														
					Prelogin:														
Date/Time: <u>09:00</u> <u>7-2-22</u>					PM: PB:					Trip Blank Received: Y <input checked="" type="checkbox"/> N NA HCL MeOH TSP Other									
					Non Conformance(s): YES / NO					Page: _____ of: _____									