

Confluence Compliance Companies - CO

Sample Delivery Group: L1492954
Samples Received: 05/12/2022
Project Number: 315979
Description: AEC005-Pinyon Ridge Fed C-1W (315979)
Site: PINYON RIDGE FED C-1W/315979
Report To: Chris McKisson
403 ½ Rockwood Lane
Grand Junction, CO 81507

Entire Report Reviewed By:



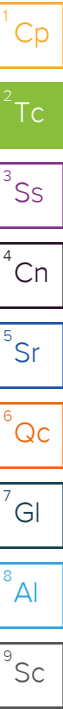
Chris Ward
Project Manager

Results relate only to the items tested or calibrated and are reported as rounded values. This test report shall not be reproduced, except in full, without written approval of the laboratory. Where applicable, sampling conducted by Pace Analytical National is performed per guidance provided in laboratory standard operating procedures ENV-SOP-MTJL-0067 and ENV-SOP-MTJL-0068. Where sampling conducted by the customer, results relate to the accuracy of the information provided, and as the samples are received.

Pace Analytical National12065 Lebanon Rd Mount Juliet, TN 37122 615-758-5858 800-767-5859 www.pacenational.com

TABLE OF CONTENTS

Cp: Cover Page	1
Tc: Table of Contents	2
Ss: Sample Summary	3
Cn: Case Narrative	4
Sr: Sample Results	5
220510-PREFCIW-OFLOW POND L1492954-01	5
220510-PREFCIW-WW L1492954-02	6
220510-PREFCIW-STOCK L1492954-03	7
Qc: Quality Control Summary	8
Gravimetric Analysis by Method 2540 C-2011	8
Wet Chemistry by Method 9056A	9
Volatile Organic Compounds (GC/MS) by Method 8260B	11
Gl: Glossary of Terms	13
Al: Accreditations & Locations	14
Sc: Sample Chain of Custody	15



SAMPLE SUMMARY

220510-PREFCIW-OFLOW POND L1492954-01 GW

Collected by
Chris Hines

Collected date/time
05/10/22 10:00

Received date/time
05/12/22 09:00

Method	Batch	Dilution	Preparation date/time	Analysis date/time	Analyst	Location
Gravimetric Analysis by Method 2540 C-2011	WG1864718	1	05/16/22 18:31	05/17/22 14:32	SJF	Mt. Juliet, TN
Wet Chemistry by Method 9056A	WG1865892	1	05/18/22 20:47	05/18/22 20:47	LBR	Mt. Juliet, TN
Wet Chemistry by Method 9056A	WG1865892	10	05/18/22 21:03	05/18/22 21:03	LBR	Mt. Juliet, TN
Volatile Organic Compounds (GC/MS) by Method 8260B	WG1864778	1	05/17/22 08:36	05/17/22 08:36	ADM	Mt. Juliet, TN

220510-PREFCIW-WW L1492954-02 GW

Collected by
Chris Hines

Collected date/time
05/10/22 12:40

Received date/time
05/12/22 09:00

Method	Batch	Dilution	Preparation date/time	Analysis date/time	Analyst	Location
Gravimetric Analysis by Method 2540 C-2011	WG1864718	1	05/16/22 18:31	05/17/22 14:32	SJF	Mt. Juliet, TN
Wet Chemistry by Method 9056A	WG1865892	100	05/18/22 21:19	05/18/22 21:19	LBR	Mt. Juliet, TN
Wet Chemistry by Method 9056A	WG1865892	500	05/18/22 21:34	05/18/22 21:34	LBR	Mt. Juliet, TN
Volatile Organic Compounds (GC/MS) by Method 8260B	WG1865095	500	05/17/22 20:30	05/17/22 20:30	ADM	Mt. Juliet, TN

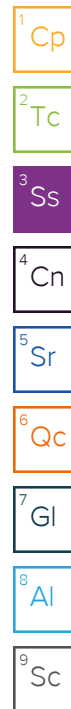
220510-PREFCIW-STOCK L1492954-03 GW

Collected by
Chris Hines

Collected date/time
05/10/22 14:30

Received date/time
05/12/22 09:00

Method	Batch	Dilution	Preparation date/time	Analysis date/time	Analyst	Location
Gravimetric Analysis by Method 2540 C-2011	WG1864718	1	05/16/22 18:31	05/17/22 14:32	SJF	Mt. Juliet, TN
Wet Chemistry by Method 9056A	WG1865892	1	05/18/22 21:50	05/18/22 21:50	LBR	Mt. Juliet, TN
Volatile Organic Compounds (GC/MS) by Method 8260B	WG1864778	1	05/17/22 08:59	05/17/22 08:59	ADM	Mt. Juliet, TN

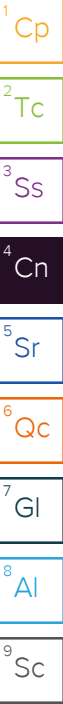


CASE NARRATIVE

All sample aliquots were received at the correct temperature, in the proper containers, with the appropriate preservatives, and within method specified holding times, unless qualified or notated within the report. Where applicable, all MDL (LOD) and RDL (LOQ) values reported for environmental samples have been corrected for the dilution factor used in the analysis. All Method and Batch Quality Control are within established criteria except where addressed in this case narrative, a non-conformance form or properly qualified within the sample results. By my digital signature below, I affirm to the best of my knowledge, all problems/anomalies observed by the laboratory as having the potential to affect the quality of the data have been identified by the laboratory, and no information or data have been knowingly withheld that would affect the quality of the data.



Chris Ward
Project Manager



Gravimetric Analysis by Method 2540 C-2011

Analyte	Result mg/l	<u>Qualifier</u>	RDL mg/l	Dilution	Analysis date / time	<u>Batch</u>
Dissolved Solids	600		10.0	1	05/17/2022 14:32	WG1864718

Wet Chemistry by Method 9056A

Analyte	Result mg/l	<u>Qualifier</u>	MDL mg/l	RDL mg/l	Dilution	Analysis date / time	<u>Batch</u>
Chloride	18.1		0.379	1.00	1	05/18/2022 20:47	WG1865892
Sulfate	233		5.94	50.0	10	05/18/2022 21:03	WG1865892

Volatile Organic Compounds (GC/MS) by Method 8260B

Analyte	Result mg/l	<u>Qualifier</u>	MDL mg/l	RDL mg/l	Dilution	Analysis date / time	<u>Batch</u>
Benzene	U		0.0000941	0.00100	1	05/17/2022 08:36	WG1864778
Toluene	U		0.000278	0.00100	1	05/17/2022 08:36	WG1864778
Ethylbenzene	U		0.000137	0.00100	1	05/17/2022 08:36	WG1864778
Xylenes, Total	U		0.000174	0.00300	1	05/17/2022 08:36	WG1864778
Naphthalene	U		0.00100	0.00500	1	05/17/2022 08:36	WG1864778
1,2,4-Trimethylbenzene	U		0.000322	0.00100	1	05/17/2022 08:36	WG1864778
1,3,5-Trimethylbenzene	U		0.000104	0.00100	1	05/17/2022 08:36	WG1864778
(S) Toluene-d8	98.1			80.0-120		05/17/2022 08:36	WG1864778
(S) 4-Bromofluorobenzene	103			77.0-126		05/17/2022 08:36	WG1864778
(S) 1,2-Dichloroethane-d4	120			70.0-130		05/17/2022 08:36	WG1864778

1 Cp

2 Tc

3 Ss

4 Cn

5 Sr

6 Qc

7 Gl

8 Al

9 Sc

Gravimetric Analysis by Method 2540 C-2011

Analyte	Result mg/l	Qualifier	RDL mg/l	Dilution	Analysis date / time	Batch
Dissolved Solids	46000		500	1	05/17/2022 14:32	WG1864718

Wet Chemistry by Method 9056A

Analyte	Result mg/l	Qualifier	MDL mg/l	RDL mg/l	Dilution	Analysis date / time	Batch
Chloride	27400		190	500	500	05/18/2022 21:34	WG1865892
Sulfate	U		59.4	500	100	05/18/2022 21:19	WG1865892

Volatile Organic Compounds (GC/MS) by Method 8260B

Analyte	Result mg/l	Qualifier	MDL mg/l	RDL mg/l	Dilution	Analysis date / time	Batch
Benzene	6.73		0.0471	0.500	500	05/17/2022 20:30	WG1865095
Toluene	6.01		0.139	0.500	500	05/17/2022 20:30	WG1865095
Ethylbenzene	0.243	J	0.0685	0.500	500	05/17/2022 20:30	WG1865095
Xylenes, Total	2.35		0.0870	1.50	500	05/17/2022 20:30	WG1865095
Naphthalene	U		0.500	2.50	500	05/17/2022 20:30	WG1865095
1,2,4-Trimethylbenzene	0.317	J	0.161	0.500	500	05/17/2022 20:30	WG1865095
1,3,5-Trimethylbenzene	0.0845	J	0.0520	0.500	500	05/17/2022 20:30	WG1865095
(S) Toluene-d8	108			80.0-120		05/17/2022 20:30	WG1865095
(S) 4-Bromofluorobenzene	95.1			77.0-126		05/17/2022 20:30	WG1865095
(S) 1,2-Dichloroethane-d4	108			70.0-130		05/17/2022 20:30	WG1865095

1 Cp

2 Tc

3 Ss

4 Cn

5 Sr

6 Qc

7 Gl

8 Al

9 Sc

Gravimetric Analysis by Method 2540 C-2011

Analyte	Result mg/l	Qualifier	RDL mg/l	Dilution	Analysis date / time	Batch
Dissolved Solids	521		13.3	1	05/17/2022 14:32	WG1864718

Wet Chemistry by Method 9056A

Analyte	Result mg/l	Qualifier	MDL mg/l	RDL mg/l	Dilution	Analysis date / time	Batch
Chloride	1.33		0.379	1.00	1	05/18/2022 21:50	WG1865892
Sulfate	1.28	J	0.594	5.00	1	05/18/2022 21:50	WG1865892

Volatile Organic Compounds (GC/MS) by Method 8260B

Analyte	Result mg/l	Qualifier	MDL mg/l	RDL mg/l	Dilution	Analysis date / time	Batch
Benzene	U		0.0000941	0.00100	1	05/17/2022 08:59	WG1864778
Toluene	U		0.000278	0.00100	1	05/17/2022 08:59	WG1864778
Ethylbenzene	U		0.000137	0.00100	1	05/17/2022 08:59	WG1864778
Xylenes, Total	U		0.000174	0.00300	1	05/17/2022 08:59	WG1864778
Naphthalene	U		0.00100	0.00500	1	05/17/2022 08:59	WG1864778
1,2,4-Trimethylbenzene	U		0.000322	0.00100	1	05/17/2022 08:59	WG1864778
1,3,5-Trimethylbenzene	U		0.000104	0.00100	1	05/17/2022 08:59	WG1864778
(S) Toluene-d8	100			80.0-120		05/17/2022 08:59	WG1864778
(S) 4-Bromofluorobenzene	104			77.0-126		05/17/2022 08:59	WG1864778
(S) 1,2-Dichloroethane-d4	116			70.0-130		05/17/2022 08:59	WG1864778

1 Cp

2 Tc

3 Ss

4 Cn

5 Sr

6 Qc

7 Gl

8 Al

9 Sc

Method Blank (MB)

(MB) R3793632-1 05/17/22 14:32

	MB Result	<u>MB Qualifier</u>	MB MDL	MB RDL
Analyte	mg/l		mg/l	mg/l
Dissolved Solids	U		10.0	10.0

L1492956-01 Original Sample (OS) • Duplicate (DUP)

(OS) L1492956-01 05/17/22 14:32 • (DUP) R3793632-3 05/17/22 14:32

	Original Result	DUP Result	Dilution	DUP RPD	<u>DUP Qualifier</u>	DUP RPD Limits
Analyte	mg/l	mg/l		%		%
Dissolved Solids	2540	2500	1	1.66		5

L1492956-02 Original Sample (OS) • Duplicate (DUP)

(OS) L1492956-02 05/17/22 14:32 • (DUP) R3793632-4 05/17/22 14:32

	Original Result	DUP Result	Dilution	DUP RPD	<u>DUP Qualifier</u>	DUP RPD Limits
Analyte	mg/l	mg/l		%		%
Dissolved Solids	2000	2020	1	1.19		5

Laboratory Control Sample (LCS)

(LCS) R3793632-2 05/17/22 14:32

	Spike Amount	LCS Result	LCS Rec.	Rec. Limits	<u>LCS Qualifier</u>
Analyte	mg/l	mg/l	%	%	
Dissolved Solids	2460	2450	99.6	81.7-118	

¹Cp

²Tc

³Ss

⁴Cn

⁵Sr

⁶Qc

⁷Gl

⁸Al

⁹Sc

Method Blank (MB)

(MB) R3793709-1 05/18/22 13:25

Analyte	MB Result mg/l	MB Qualifier	MB MDL mg/l	MB RDL mg/l
Chloride	U		0.379	1.00
Sulfate	U		0.594	5.00

L1492176-12 Original Sample (OS) • Duplicate (DUP)

(OS) L1492176-12 05/18/22 19:28 • (DUP) R3793709-4 05/18/22 19:44

Analyte	Original Result mg/l	DUP Result mg/l	Dilution	DUP RPD %	DUP Qualifier	DUP RPD Limits %
Chloride	146	146	1	0.00963	E	15
Sulfate	56.3	56.3	1	0.0672		15

L1494253-08 Original Sample (OS) • Duplicate (DUP)

(OS) L1494253-08 05/19/22 02:57 • (DUP) R3793709-7 05/19/22 03:13

Analyte	Original Result mg/l	DUP Result mg/l	Dilution	DUP RPD %	DUP Qualifier	DUP RPD Limits %
Chloride	37.7	37.8	1	0.0132		15
Sulfate	43.7	43.7	1	0.146		15

Laboratory Control Sample (LCS)

(LCS) R3793709-2 05/18/22 13:40

Analyte	Spike Amount mg/l	LCS Result mg/l	LCS Rec. %	Rec. Limits %	LCS Qualifier
Chloride	40.0	40.1	100	80.0-120	
Sulfate	40.0	40.5	101	80.0-120	

L1493899-15 Original Sample (OS) • Matrix Spike (MS) • Matrix Spike Duplicate (MSD)

(OS) L1493899-15 05/18/22 23:15 • (MS) R3793709-5 05/18/22 23:30 • (MSD) R3793709-6 05/18/22 23:46

Analyte	Spike Amount mg/l	Original Result mg/l	MS Result mg/l	MSD Result mg/l	MS Rec. %	MSD Rec. %	Dilution	Rec. Limits %	MS Qualifier	MSD Qualifier	RPD %	RPD Limits %
Chloride	50.0	2.26	54.9	54.3	105	104	1	80.0-120			0.969	15
Sulfate	50.0	U	52.6	52.1	105	104	1	80.0-120			0.966	15



L1494253-08 Original Sample (OS) • Matrix Spike (MS)

(OS) L1494253-08 05/19/22 02:57 • (MS) R3793709-8 05/19/22 03:29

Analyte	Spike Amount mg/l	Original Result mg/l	MS Result mg/l	MS Rec. %	Dilution	Rec. Limits %	<u>MS Qualifier</u>
Chloride	50.0	37.7	88.9	102	1	80.0-120	
Sulfate	50.0	43.7	95.8	104	1	80.0-120	

¹Cp

²Tc

³Ss

⁴Cn

⁵Sr

⁶Qc

⁷Gl

⁸Al

⁹Sc

Method Blank (MB)

(MB) R3793114-3 05/17/22 07:52

Analyte	MB Result mg/l	MB Qualifier	MB MDL mg/l	MB RDL mg/l
Benzene	U		0.0000941	0.00100
Toluene	U		0.000278	0.00100
Ethylbenzene	U		0.000137	0.00100
Xylenes, Total	U		0.000174	0.00300
Naphthalene	U		0.00100	0.00500
1,2,4-Trimethylbenzene	U		0.000322	0.00100
1,3,5-Trimethylbenzene	U		0.000104	0.00100
(S) Toluene-d8	100			80.0-120
(S) 4-Bromofluorobenzene	100			77.0-126
(S) 1,2-Dichloroethane-d4	115			70.0-130

Laboratory Control Sample (LCS) • Laboratory Control Sample Duplicate (LCSD)

(LCS) R3793114-1 05/17/22 06:46 • (LCSD) R3793114-2 05/17/22 07:08

Analyte	Spike Amount mg/l	LCS Result mg/l	LCSD Result mg/l	LCS Rec. %	LCSD Rec. %	Rec. Limits %	LCS Qualifier	LCSD Qualifier	RPD %	RPD Limits %
Benzene	0.00500	0.00521	0.00531	104	106	70.0-123			1.90	20
Toluene	0.00500	0.00456	0.00480	91.2	96.0	79.0-120			5.13	20
Ethylbenzene	0.00500	0.00448	0.00470	89.6	94.0	79.0-123			4.79	20
Xylenes, Total	0.0150	0.0135	0.0138	90.0	92.0	79.0-123			2.20	20
Naphthalene	0.00500	0.00328	0.00345	65.6	69.0	54.0-135			5.05	20
1,2,4-Trimethylbenzene	0.00500	0.00380	0.00393	76.0	78.6	76.0-121			3.36	20
1,3,5-Trimethylbenzene	0.00500	0.00407	0.00422	81.4	84.4	76.0-122			3.62	20
(S) Toluene-d8				99.2	99.3	80.0-120				
(S) 4-Bromofluorobenzene				102	103	77.0-126				
(S) 1,2-Dichloroethane-d4				114	115	70.0-130				

1Cp

2Tc

3Ss

4Cn

5Sr

6Qc

7Gl

8Al

9Sc

Method Blank (MB)

(MB) R3793212-2 05/17/22 11:01

Analyte	MB Result mg/l	MB Qualifier	MB MDL mg/l	MB RDL mg/l
Benzene	U		0.0000941	0.00100
Toluene	U		0.000278	0.00100
Ethylbenzene	U		0.000137	0.00100
Xylenes, Total	U		0.000174	0.00300
Naphthalene	U		0.00100	0.00500
1,2,4-Trimethylbenzene	U		0.000322	0.00100
1,3,5-Trimethylbenzene	U		0.000104	0.00100
(S) Toluene-d8	104			80.0-120
(S) 4-Bromofluorobenzene	92.6			77.0-126
(S) 1,2-Dichloroethane-d4	110			70.0-130

Laboratory Control Sample (LCS)

(LCS) R3793212-1 05/17/22 10:03

Analyte	Spike Amount mg/l	LCS Result mg/l	LCS Rec. %	Rec. Limits %	LCS Qualifier
Benzene	0.00500	0.00453	90.6	70.0-123	
Toluene	0.00500	0.00488	97.6	79.0-120	
Ethylbenzene	0.00500	0.00543	109	79.0-123	
Xylenes, Total	0.0150	0.0160	107	79.0-123	
Naphthalene	0.00500	0.00380	76.0	54.0-135	
1,2,4-Trimethylbenzene	0.00500	0.00474	94.8	76.0-121	
1,3,5-Trimethylbenzene	0.00500	0.00437	87.4	76.0-122	
(S) Toluene-d8			99.9	80.0-120	
(S) 4-Bromofluorobenzene			95.3	77.0-126	
(S) 1,2-Dichloroethane-d4			113	70.0-130	

¹Cp

²Tc

³Ss

⁴Cn

⁵Sr

⁶Qc

⁷Gl

⁸Al

⁹Sc

GLOSSARY OF TERMS

Guide to Reading and Understanding Your Laboratory Report

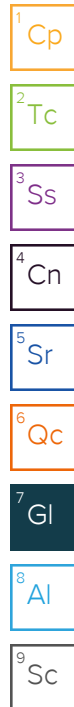
The information below is designed to better explain the various terms used in your report of analytical results from the Laboratory. This is not intended as a comprehensive explanation, and if you have additional questions please contact your project representative.

Results Disclaimer - Information that may be provided by the customer, and contained within this report, include Permit Limits, Project Name, Sample ID, Sample Matrix, Sample Preservation, Field Blanks, Field Spikes, Field Duplicates, On-Site Data, Sampling Collection Dates/Times, and Sampling Location. Results relate to the accuracy of this information provided, and as the samples are received.

Abbreviations and Definitions

MDL	Method Detection Limit.
RDL	Reported Detection Limit.
Rec.	Recovery.
RPD	Relative Percent Difference.
SDG	Sample Delivery Group.
(S)	Surrogate (Surrogate Standard) - Analytes added to every blank, sample, Laboratory Control Sample/Duplicate and Matrix Spike/Duplicate; used to evaluate analytical efficiency by measuring recovery. Surrogates are not expected to be detected in all environmental media.
U	Not detected at the Reporting Limit (or MDL where applicable).
Analyte	The name of the particular compound or analysis performed. Some Analyses and Methods will have multiple analytes reported.
Dilution	If the sample matrix contains an interfering material, the sample preparation volume or weight values differ from the standard, or if concentrations of analytes in the sample are higher than the highest limit of concentration that the laboratory can accurately report, the sample may be diluted for analysis. If a value different than 1 is used in this field, the result reported has already been corrected for this factor.
Limits	These are the target % recovery ranges or % difference value that the laboratory has historically determined as normal for the method and analyte being reported. Successful QC Sample analysis will target all analytes recovered or duplicated within these ranges.
Original Sample	The non-spiked sample in the prep batch used to determine the Relative Percent Difference (RPD) from a quality control sample. The Original Sample may not be included within the reported SDG.
Qualifier	This column provides a letter and/or number designation that corresponds to additional information concerning the result reported. If a Qualifier is present, a definition per Qualifier is provided within the Glossary and Definitions page and potentially a discussion of possible implications of the Qualifier in the Case Narrative if applicable.
Result	The actual analytical final result (corrected for any sample specific characteristics) reported for your sample. If there was no measurable result returned for a specific analyte, the result in this column may state "ND" (Not Detected) or "BDL" (Below Detectable Levels). The information in the results column should always be accompanied by either an MDL (Method Detection Limit) or RDL (Reporting Detection Limit) that defines the lowest value that the laboratory could detect or report for this analyte.
Uncertainty (Radiochemistry)	Confidence level of 2 sigma.
Case Narrative (Cn)	A brief discussion about the included sample results, including a discussion of any non-conformances to protocol observed either at sample receipt by the laboratory from the field or during the analytical process. If present, there will be a section in the Case Narrative to discuss the meaning of any data qualifiers used in the report.
Quality Control Summary (Qc)	This section of the report includes the results of the laboratory quality control analyses required by procedure or analytical methods to assist in evaluating the validity of the results reported for your samples. These analyses are not being performed on your samples typically, but on laboratory generated material.
Sample Chain of Custody (Sc)	This is the document created in the field when your samples were initially collected. This is used to verify the time and date of collection, the person collecting the samples, and the analyses that the laboratory is requested to perform. This chain of custody also documents all persons (excluding commercial shippers) that have had control or possession of the samples from the time of collection until delivery to the laboratory for analysis.
Sample Results (Sr)	This section of your report will provide the results of all testing performed on your samples. These results are provided by sample ID and are separated by the analyses performed on each sample. The header line of each analysis section for each sample will provide the name and method number for the analysis reported.
Sample Summary (Ss)	This section of the Analytical Report defines the specific analyses performed for each sample ID, including the dates and times of preparation and/or analysis.

Qualifier	Description
E	The analyte concentration exceeds the upper limit of the calibration range of the instrument established by the initial calibration (ICAL).
J	The identification of the analyte is acceptable; the reported value is an estimate.



ACCREDITATIONS & LOCATIONS

Pace Analytical National 12065 Lebanon Rd Mount Juliet, TN 37122

Alabama	40660	Nebraska	NE-OS-15-05
Alaska	17-026	Nevada	TN000032021-1
Arizona	AZ0612	New Hampshire	2975
Arkansas	88-0469	New Jersey--NELAP	TN002
California	2932	New Mexico ¹	TN00003
Colorado	TN00003	New York	11742
Connecticut	PH-0197	North Carolina	Env375
Florida	E87487	North Carolina ¹	DW21704
Georgia	NELAP	North Carolina ³	41
Georgia ¹	923	North Dakota	R-140
Idaho	TN00003	Ohio--VAP	CL0069
Illinois	200008	Oklahoma	9915
Indiana	C-TN-01	Oregon	TN200002
Iowa	364	Pennsylvania	68-02979
Kansas	E-10277	Rhode Island	LA000356
Kentucky ^{1 6}	KY90010	South Carolina	84004002
Kentucky ²	16	South Dakota	n/a
Louisiana	AI30792	Tennessee ^{1 4}	2006
Louisiana	LA018	Texas	T104704245-20-18
Maine	TN00003	Texas ⁵	LAB0152
Maryland	324	Utah	TN000032021-11
Massachusetts	M-TN003	Vermont	VT2006
Michigan	9958	Virginia	110033
Minnesota	047-999-395	Washington	C847
Mississippi	TN00003	West Virginia	233
Missouri	340	Wisconsin	998093910
Montana	CERT0086	Wyoming	A2LA
A2LA -- ISO 17025	1461.01	AIHA-LAP,LLC EMLAP	100789
A2LA -- ISO 17025 ⁵	1461.02	DOD	1461.01
Canada	1461.01	USDA	P330-15-00234
EPA--Crypto	TN00003		

¹ Drinking Water ² Underground Storage Tanks ³ Aquatic Toxicity ⁴ Chemical/Microbiological ⁵ Mold ⁶ Wastewater n/a Accreditation not applicable

* Not all certifications held by the laboratory are applicable to the results reported in the attached report.

* Accreditation is only applicable to the test methods specified on each scope of accreditation held by Pace Analytical.

