

**Terra Energy Partners**

Sample Delivery Group: L1437178  
Samples Received: 12/02/2021  
Project Number: TEP-PA 313-33-BKGD  
Description: Terra Energy Partners-WTF PA 313-33  
Site: WTF PA 313-33  
Report To: Mike Gardner & Kis Rowe  
1058 County Road 215  
Parachute, CO 81635

Entire Report Reviewed By:



Chris Ward  
Project Manager

Results relate only to the items tested or calibrated and are reported as rounded values. This test report shall not be reproduced, except in full, without written approval of the laboratory. Where applicable, sampling conducted by Pace Analytical National is performed per guidance provided in laboratory standard operating procedures ENV-SOP-MTJL-0067 and ENV-SOP-MTJL-0068. Where sampling conducted by the customer, results relate to the accuracy of the information provided, and as the samples are received.

**Pace Analytical National**12065 Lebanon Rd Mount Juliet, TN 37122 615-758-5858 800-767-5859 [www.pacenational.com](http://www.pacenational.com)

# TABLE OF CONTENTS

Cp: Cover Page	1
Tc: Table of Contents	2
Ss: Sample Summary	3
Cn: Case Narrative	4
Sr: Sample Results	5
BKGD 1   L1437178-01	5
BKGD 2   L1437178-02	6
BKGD 3   L1437178-03	7
Qc: Quality Control Summary	8
Wet Chemistry by Method 9045D	8
Wet Chemistry by Method 9050AMod	9
Metals (ICPMS) by Method 6020	10
Gl: Glossary of Terms	11
Al: Accreditations & Locations	12
Sc: Sample Chain of Custody	13



# SAMPLE SUMMARY

## BKGD 1 L1437178-01 Solid

Collected by  
Kris Rowe

Collected date/time  
11/30/21 14:20

Received date/time  
12/02/21 09:00

Method	Batch	Dilution	Preparation date/time	Analysis date/time	Analyst	Location
Calculated Results	WG1784363	1	12/09/21 01:26	12/09/21 01:26	CCE	Mt. Juliet, TN
Wet Chemistry by Method 9045D	WG1784375	1	12/06/21 14:00	12/06/21 15:17	PSN	Mt. Juliet, TN
Wet Chemistry by Method 9050AMod	WG1784547	1	12/06/21 02:16	12/06/21 07:43	ARD	Mt. Juliet, TN
Metals (ICPMS) by Method 6020	WG1785685	5	12/07/21 17:06	12/08/21 02:09	JPD	Mt. Juliet, TN

<sup>1</sup>Cp

<sup>2</sup>Tc

<sup>3</sup>Ss

<sup>4</sup>Cn

## BKGD 2 L1437178-02 Solid

Collected by  
Kris Rowe

Collected date/time  
11/30/21 14:30

Received date/time  
12/02/21 09:00

Method	Batch	Dilution	Preparation date/time	Analysis date/time	Analyst	Location
Calculated Results	WG1784363	1	12/09/21 01:29	12/09/21 01:29	CCE	Mt. Juliet, TN
Wet Chemistry by Method 9045D	WG1784375	1	12/06/21 14:00	12/06/21 15:17	PSN	Mt. Juliet, TN
Wet Chemistry by Method 9050AMod	WG1784547	1	12/06/21 02:16	12/06/21 07:43	ARD	Mt. Juliet, TN
Metals (ICPMS) by Method 6020	WG1785685	5	12/07/21 17:06	12/08/21 02:12	JPD	Mt. Juliet, TN

<sup>5</sup>Sr

<sup>6</sup>Qc

<sup>7</sup>Gl

<sup>8</sup>Al

## BKGD 3 L1437178-03 Solid

Collected by  
Kris Rowe

Collected date/time  
11/30/21 14:40

Received date/time  
12/02/21 09:00

Method	Batch	Dilution	Preparation date/time	Analysis date/time	Analyst	Location
Calculated Results	WG1784363	1	12/09/21 01:32	12/09/21 01:32	CCE	Mt. Juliet, TN
Wet Chemistry by Method 9045D	WG1784375	1	12/06/21 14:00	12/06/21 15:17	PSN	Mt. Juliet, TN
Wet Chemistry by Method 9050AMod	WG1784547	1	12/06/21 02:16	12/06/21 07:43	ARD	Mt. Juliet, TN
Metals (ICPMS) by Method 6020	WG1785685	5	12/07/21 17:06	12/08/21 02:16	JPD	Mt. Juliet, TN

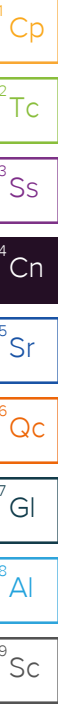
<sup>9</sup>Sc

# CASE NARRATIVE

All sample aliquots were received at the correct temperature, in the proper containers, with the appropriate preservatives, and within method specified holding times, unless qualified or notated within the report. Where applicable, all MDL (LOD) and RDL (LOQ) values reported for environmental samples have been corrected for the dilution factor used in the analysis. All Method and Batch Quality Control are within established criteria except where addressed in this case narrative, a non-conformance form or properly qualified within the sample results. By my digital signature below, I affirm to the best of my knowledge, all problems/anomalies observed by the laboratory as having the potential to affect the quality of the data have been identified by the laboratory, and no information or data have been knowingly withheld that would affect the quality of the data.



Chris Ward  
Project Manager



## Calculated Results

Analyte	Result	Qualifier	Dilution	Analysis date / time	Batch
Sodium Adsorption Ratio	0.277		1	12/09/2021 01:26	WG1784363

## Wet Chemistry by Method 9045D

Analyte	Result	Qualifier	Dilution	Analysis date / time	Batch
pH	7.97	<a href="#">T8</a>	1	12/06/2021 15:17	<a href="#">WG1784375</a>

## Sample Narrative:

L1437178-01 WG1784375: 7.97 at 19C

## Wet Chemistry by Method 9050AMod

Analyte	Result	Qualifier	RDL	Dilution	Analysis date / time	Batch
Specific Conductance	umhos/cm		umhos/cm			
Specific Conductance	340		10.0	1	12/06/2021 07:43	<a href="#">WG1784547</a>

## Sample Narrative:

L1437178-01 WG1784547: at 25C

## Metals (ICPMS) by Method 6020

Analyte	Result	Qualifier	MDL	RDL	Dilution	Analysis date / time	Batch
	mg/kg		mg/kg	mg/kg			
Arsenic	3.46		0.100	1.00	5	12/08/2021 02:09	<a href="#">WG1785685</a>

<sup>1</sup> Cp<sup>2</sup> Tc<sup>3</sup> Ss<sup>4</sup> Cn<sup>5</sup> Sr<sup>6</sup> Qc<sup>7</sup> Gl<sup>8</sup> Al<sup>9</sup> Sc

## Calculated Results

Analyte	Result	Qualifier	Dilution	Analysis date / time	Batch
Sodium Adsorption Ratio	2.22		1	12/09/2021 01:29	WG1784363

## Wet Chemistry by Method 9045D

Analyte	Result	Qualifier	Dilution	Analysis date / time	Batch
pH	8.72	<a href="#">T8</a>	1	12/06/2021 15:17	<a href="#">WG1784375</a>

## Sample Narrative:

L1437178-02 WG1784375: 8.72 at 18.9C

## Wet Chemistry by Method 9050AMod

	Result	<u>Qualifier</u>	RDL	Dilution	Analysis	<u>Batch</u>
Analyte	umhos/cm		umhos/cm		date / time	
Specific Conductance	273		10.0	1	12/06/2021 07:43	<a href="#">WG1784547</a>

## Sample Narrative:

L1437178-02 WG1784547: at 25C

## Metals (ICPMS) by Method 6020

	Result	Qualifier	MDL	RDL	Dilution	Analysis	Batch
Analyte	mg/kg		mg/kg	mg/kg		date / time	
Arsenic	4.80		0.100	1.00	5	12/08/2021 02:12	<a href="#">WG1785685</a>

<sup>1</sup> Cp<sup>2</sup> Tc<sup>3</sup> Ss<sup>4</sup> Cn<sup>5</sup> Sr<sup>6</sup> Qc<sup>7</sup> Gl<sup>8</sup> Al<sup>9</sup> Sc

## Calculated Results

Analyte	Result	Qualifier	Dilution	Analysis date / time	Batch
Sodium Adsorption Ratio	3.98		1	12/09/2021 01:32	WG1784363

1 Cp

2 Tc

3 Ss

4 Cn

5 Sr

6 Qc

7 Gl

8 Al

9 Sc

## Wet Chemistry by Method 9045D

Analyte	Result	Qualifier	Dilution	Analysis date / time	Batch
pH	8.21	T8	1	12/06/2021 15:17	<a href="#">WG1784375</a>

## Sample Narrative:

L1437178-03 WG1784375: 8.21 at 19C

## Wet Chemistry by Method 9050AMod

Analyte	Result	Qualifier	RDL	Dilution	Analysis date / time	Batch
Specific Conductance	umhos/cm		umhos/cm			
Specific Conductance	982		10.0	1	12/06/2021 07:43	<a href="#">WG1784547</a>

## Sample Narrative:

L1437178-03 WG1784547: at 25C

## Metals (ICPMS) by Method 6020

Analyte	Result	Qualifier	MDL	RDL	Dilution	Analysis date / time	Batch
	mg/kg		mg/kg	mg/kg			
Arsenic	3.27		0.100	1.00	5	12/08/2021 02:16	<a href="#">WG1785685</a>

L1437294-12 Original Sample (OS) • Duplicate (DUP)

(OS) L1437294-12 12/06/21 15:17 • (DUP) R3737512-2 12/06/21 15:17

	Original Result	DUP Result	Dilution	DUP RPD	<u>DUP Qualifier</u>	DUP RPD Limits
Analyte	pH	su		%		%
pH	8.28	8.30	1	0.241		1

Sample Narrative:

OS: 8.28 at 18.6C

DUP: 8.3 at 18.4C

L1437294-21 Original Sample (OS) • Duplicate (DUP)

(OS) L1437294-21 12/06/21 15:17 • (DUP) R3737512-3 12/06/21 15:17

	Original Result	DUP Result	Dilution	DUP RPD	<u>DUP Qualifier</u>	DUP RPD Limits
Analyte	pH	su		%		%
pH	8.43	8.47	1	0.473		1

Sample Narrative:

OS: 8.43 at 18.4C

DUP: 8.47 at 18.7C

Laboratory Control Sample (LCS)

(LCS) R3737512-1 12/06/21 15:17

	Spike Amount	LCS Result	LCS Rec.	Rec. Limits	<u>LCS Qualifier</u>
Analyte	su	su	%	%	
pH	10.0	9.98	99.8	99.0-101	

Sample Narrative:

LCS: 9.98 at 18.2C

<sup>1</sup>Cp

<sup>2</sup>Tc

<sup>3</sup>Ss

<sup>4</sup>Cn

<sup>5</sup>Sr

<sup>6</sup>Qc

<sup>7</sup>Gl

<sup>8</sup>Al

<sup>9</sup>Sc



Method Blank (MB)

(MB) R3737265-1 12/06/21 07:43

Analyte	MB Result umhos/cm	MB Qualifier	MB MDL umhos/cm	MB RDL umhos/cm
Specific Conductance	U		10.0	10.0

Sample Narrative:

BLANK: at 25C

L1436781-13 Original Sample (OS) • Duplicate (DUP)

(OS) L1436781-13 12/06/21 07:43 • (DUP) R3737265-3 12/06/21 07:43

Analyte	Original Result umhos/cm	DUP Result umhos/cm	Dilution	DUP RPD %	DUP Qualifier	DUP RPD Limits %
Specific Conductance	1390	1340	1	3.58		20

Sample Narrative:

OS: at 25C

DUP: at 25C

L1437178-03 Original Sample (OS) • Duplicate (DUP)

(OS) L1437178-03 12/06/21 07:43 • (DUP) R3737265-4 12/06/21 07:43

Analyte	Original Result umhos/cm	DUP Result umhos/cm	Dilution	DUP RPD %	DUP Qualifier	DUP RPD Limits %
Specific Conductance	982	1060	1	7.55		20

Sample Narrative:

OS: at 25C

DUP: at 25C

Laboratory Control Sample (LCS)

(LCS) R3737265-2 12/06/21 07:43

Analyte	Spike Amount umhos/cm	LCS Result umhos/cm	LCS Rec. %	Rec. Limits %	LCS Qualifier
Specific Conductance	268	265	99.0	85.0-115	

Sample Narrative:

LCS: at 25C

1

Cp

2

Tc

3

Ss

4

Cn

5

Sr

6

Qc

7

Gl

8

Al

9

Sc

Method Blank (MB)

(MB) R3738297-1 12/08/21 00:51

Analyte	MB Result mg/kg	MB Qualifier	MB MDL mg/kg	MB RDL mg/kg
Arsenic	U		0.100	1.00

Laboratory Control Sample (LCS)

(LCS) R3738297-2 12/08/21 00:54

Analyte	Spike Amount mg/kg	LCS Result mg/kg	LCS Rec. %	Rec. Limits %	LCS Qualifier
Arsenic	100	84.7	84.7	80.0-120	

L1434595-03 Original Sample (OS) • Matrix Spike (MS) • Matrix Spike Duplicate (MSD)

(OS) L1434595-03 12/08/21 00:57 • (MS) R3738297-5 12/08/21 01:07 • (MSD) R3738297-6 12/08/21 01:10

Analyte	Spike Amount mg/kg	Original Result mg/kg	MS Result mg/kg	MSD Result mg/kg	MS Rec. %	MSD Rec. %	Dilution	Rec. Limits %	MS Qualifier	MSD Qualifier	RPD %	RPD Limits %
Arsenic	100	0.820	85.3	84.0	84.5	83.2	5	75.0-125			1.56	20

1Cp

2Tc

3Ss

4Cn

5Sr

6Qc

7Gl

8Al

9Sc

# GLOSSARY OF TERMS

## Guide to Reading and Understanding Your Laboratory Report

The information below is designed to better explain the various terms used in your report of analytical results from the Laboratory. This is not intended as a comprehensive explanation, and if you have additional questions please contact your project representative.

Results Disclaimer - Information that may be provided by the customer, and contained within this report, include Permit Limits, Project Name, Sample ID, Sample Matrix, Sample Preservation, Field Blanks, Field Spikes, Field Duplicates, On-Site Data, Sampling Collection Dates/Times, and Sampling Location. Results relate to the accuracy of this information provided, and as the samples are received.

## Abbreviations and Definitions

MDL	Method Detection Limit.
RDL	Reported Detection Limit.
Rec.	Recovery.
RPD	Relative Percent Difference.
SDG	Sample Delivery Group.
U	Not detected at the Reporting Limit (or MDL where applicable).
Analyte	The name of the particular compound or analysis performed. Some Analyses and Methods will have multiple analytes reported.
Dilution	If the sample matrix contains an interfering material, the sample preparation volume or weight values differ from the standard, or if concentrations of analytes in the sample are higher than the highest limit of concentration that the laboratory can accurately report, the sample may be diluted for analysis. If a value different than 1 is used in this field, the result reported has already been corrected for this factor.
Limits	These are the target % recovery ranges or % difference value that the laboratory has historically determined as normal for the method and analyte being reported. Successful QC Sample analysis will target all analytes recovered or duplicated within these ranges.
Original Sample	The non-spiked sample in the prep batch used to determine the Relative Percent Difference (RPD) from a quality control sample. The Original Sample may not be included within the reported SDG.
Qualifier	This column provides a letter and/or number designation that corresponds to additional information concerning the result reported. If a Qualifier is present, a definition per Qualifier is provided within the Glossary and Definitions page and potentially a discussion of possible implications of the Qualifier in the Case Narrative if applicable.
Result	The actual analytical final result (corrected for any sample specific characteristics) reported for your sample. If there was no measurable result returned for a specific analyte, the result in this column may state "ND" (Not Detected) or "BDL" (Below Detectable Levels). The information in the results column should always be accompanied by either an MDL (Method Detection Limit) or RDL (Reporting Detection Limit) that defines the lowest value that the laboratory could detect or report for this analyte.
Uncertainty (Radiochemistry)	Confidence level of 2 sigma.
Case Narrative (Cn)	A brief discussion about the included sample results, including a discussion of any non-conformances to protocol observed either at sample receipt by the laboratory from the field or during the analytical process. If present, there will be a section in the Case Narrative to discuss the meaning of any data qualifiers used in the report.
Quality Control Summary (Qc)	This section of the report includes the results of the laboratory quality control analyses required by procedure or analytical methods to assist in evaluating the validity of the results reported for your samples. These analyses are not being performed on your samples typically, but on laboratory generated material.
Sample Chain of Custody (Sc)	This is the document created in the field when your samples were initially collected. This is used to verify the time and date of collection, the person collecting the samples, and the analyses that the laboratory is requested to perform. This chain of custody also documents all persons (excluding commercial shippers) that have had control or possession of the samples from the time of collection until delivery to the laboratory for analysis.
Sample Results (Sr)	This section of your report will provide the results of all testing performed on your samples. These results are provided by sample ID and are separated by the analyses performed on each sample. The header line of each analysis section for each sample will provide the name and method number for the analysis reported.
Sample Summary (Ss)	This section of the Analytical Report defines the specific analyses performed for each sample ID, including the dates and times of preparation and/or analysis.

## Qualifier Description

T8	Sample(s) received past/too close to holding time expiration.
----	---

<sup>1</sup> Cp

<sup>2</sup> Tc

<sup>3</sup> Ss

<sup>4</sup> Cn

<sup>5</sup> Sr

<sup>6</sup> Qc

<sup>7</sup> Gl

<sup>8</sup> Al

<sup>9</sup> Sc

# ACCREDITATIONS & LOCATIONS

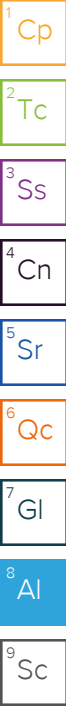
## Pace Analytical National 12065 Lebanon Rd Mount Juliet, TN 37122









Alabama	40660	Nebraska	NE-OS-15-05
Alaska	17-026	Nevada	TN000032021-1
Arizona	AZ0612	New Hampshire	2975
Arkansas	88-0469	New Jersey--NELAP	TN002
California	2932	New Mexico <sup>1</sup>	TN00003
Colorado	TN00003	New York	11742
Connecticut	PH-0197	North Carolina	Env375
Florida	E87487	North Carolina <sup>1</sup>	DW21704
Georgia	NELAP	North Carolina <sup>3</sup>	41
Georgia <sup>1</sup>	923	North Dakota	R-140
Idaho	TN00003	Ohio--VAP	CL0069
Illinois	200008	Oklahoma	9915
Indiana	C-TN-01	Oregon	TN200002
Iowa	364	Pennsylvania	68-02979
Kansas	E-10277	Rhode Island	LA000356
Kentucky <sup>1,6</sup>	KY90010	South Carolina	84004002
Kentucky <sup>2</sup>	16	South Dakota	n/a
Louisiana	AI30792	Tennessee <sup>1,4</sup>	2006
Louisiana	LA018	Texas	T104704245-20-18
Maine	TN00003	Texas <sup>5</sup>	LAB0152
Maryland	324	Utah	TN000032021-11
Massachusetts	M-TN003	Vermont	VT2006
Michigan	9958	Virginia	110033
Minnesota	047-999-395	Washington	C847
Mississippi	TN00003	West Virginia	233
Missouri	340	Wisconsin	998093910
Montana	CERT0086	Wyoming	A2LA
A2LA -- ISO 17025	1461.01	AIHA-LAP,LLC EMLAP	100789
A2LA -- ISO 17025 <sup>5</sup>	1461.02	DOD	1461.01
Canada	1461.01	USDA	P330-15-00234
EPA--Crypto	TN00003		

<sup>1</sup> Drinking Water <sup>2</sup> Underground Storage Tanks <sup>3</sup> Aquatic Toxicity <sup>4</sup> Chemical/Microbiological <sup>5</sup> Mold <sup>6</sup> Wastewater n/a Accreditation not applicable

\* Not all certifications held by the laboratory are applicable to the results reported in the attached report.

\* Accreditation is only applicable to the test methods specified on each scope of accreditation held by Pace Analytical.



Client: <b>HRL Compliance Solutions Inc.</b> <b>2385 F 1/2 RD</b> <b>Grand Junction, CO 81505</b>		Billing Info: <b>Terra Energy Partners</b> <b>Attn: Tammi Gose</b> <b>1058 County Road 215</b> <b>Parachute, CO 81650</b> <b>Acct #: TERENGPCO</b>		Analysis / Container / Preservative										Page <u>1</u> of <u>1</u>	
Report To: <b>Mike Gardner &amp; Kris Rowe</b>		E-Mail: <b>mgardner@terraep.com</b> <b>krowe@hrlcomp.com</b>												 <b>12065 Lebanon Rd</b> <b>Mount Juliet, TN 37122</b> <b>Ph: 615-758-5858</b> <b>Ph: 800-767-5859</b> <b>Fax: 615-758-5859</b>	
Project Description: <b>Terra Energy Partners - WTF PA 313-33</b>		City/State Collected: <b>COLORADO</b>												L# <b>E028</b>	
Phone: <b>970-243-3271</b> Fax: <b>970-243-4380</b>		Client Project #: <b>TEP - PA 313-33 - BKGD</b>												Table #	
Collected By: <b>Kris Rowe</b>		Site/Facility ID: <b>WTF PA 313-33</b>												Acct #:	
Collected By (Signature): 		Rush? (lab must be notified) Same Day _____ (200%) Next Day _____ (100%) Two Day _____ (50%) Three Day _____ (25%)		Date Results Needed <b>STD 5 Day</b>		Template:									
Immediately Packed on Ice N _____ Y <u>X</u>		Email? <u>No</u> <u>X</u> Yes Fax? <u>X</u> No _____ Yes		No. Of Cntrs		Prelogin: PM: 824 - Chris Ward PB: <b>41437178</b>									
Sample ID		Comp/Grab	Matrix*	Depth	Date	Time	Arsenic		SAR / EC / pH		Shipped Via: FedEx Ground				
BKGD 1	Grab	Soil	0-6"	11/30/2021	2:20	1	X	X				Rem/Contaminant	Sample #		
BKGD 2	Grab	Soil	0-6"	11/30/2021	2:30	1	X	X					<u>21</u>		
BKGD 3	Grab	Soil	0-6"	11/30/2021	2:40	1	X	X					<u>22</u>		
													<u>23</u>		
<div>Sample Receipt Checklist COC Seal Present/Intact: <u>✓</u> N If Applicable COC Signed/Accurate: <u>✓</u> N VOA Zero Headspace: <u>Y</u> N Bottles arrive intact: <u>✓</u> N Pres. Correct/Check: <u>Y</u> N Correct bottles used: <u>✓</u> N Sufficient volume sent: <u>✓</u> N RAD Screen &lt;0.5 mR/hr: <u>✓</u> N</div>															
*Matrix <u>SS</u> -Soil <u>GW</u> -Groundwater <u>WW</u> -WasteWater <u>DW</u> -Drinking Water <u>OT</u> -Other _____															
Remarks:															
Relinquished by (Sign) 		Date: <u>12/1/21</u>	Time: <u>1500</u>	Relinquished by (Sign) 		pH _____ Temp _____ Flow _____ Other _____		Samples Returned Via ____ UPS ____ FedEx		Hold #		Condition: (Lab Use)			
Relinquished by (Sign) 		Date: <u>12/1/21</u>	Time: <u>1700</u>	Relinquished by (Sign) 		Temp: <u>12.0 C</u> # Bot		COC Seal Intact <u>Y</u> <u>N</u>		pH Checked		NCF:			
Relinquished by (Sign) 		Date: <u>12/1/21</u>	Time: <u>9:00</u>	Received for lab by (Sign) 		Date: <u>12/1/21</u> Time: <u>9:00</u>									