

Session Report

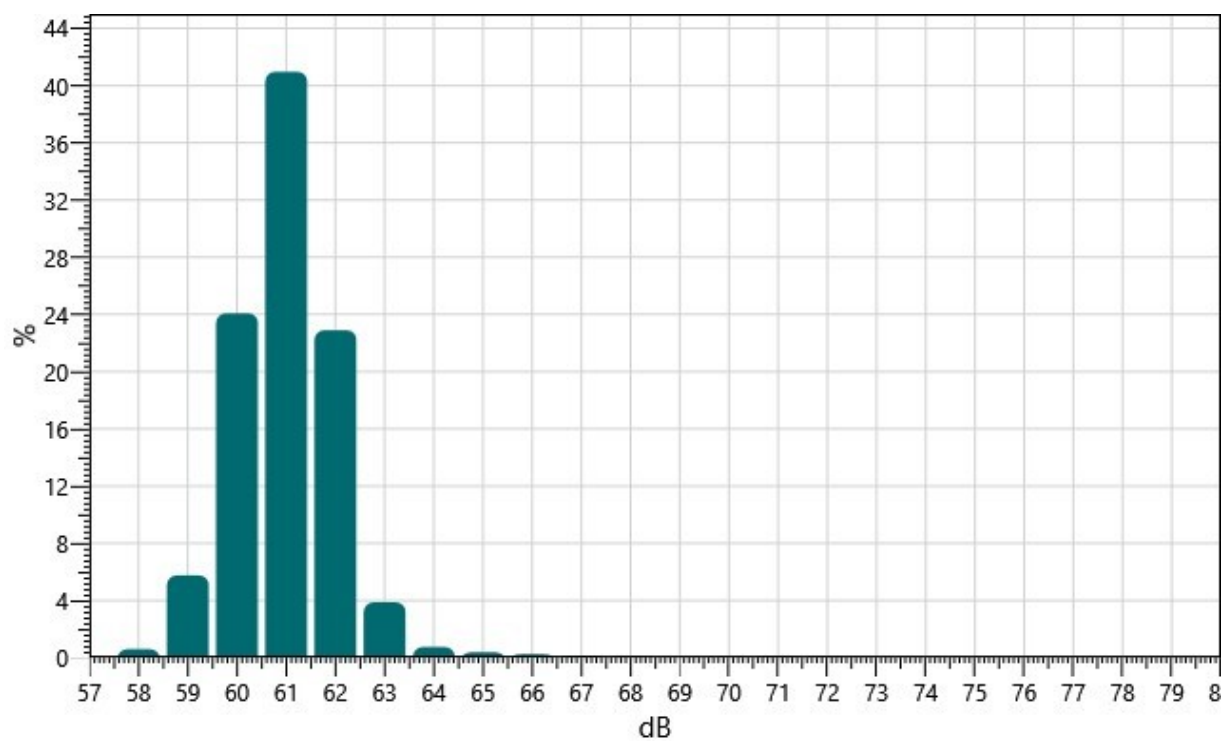
8/20/2021

Information Panel

Name	S153_BGN010009_20082021_140608
Start Time	8/11/2021 7:49:20 AM
Stop Time	8/11/2021 8:08:39 AM
Device Name	BGN010009
Model Type	SoundPro DL
Device Firmware Rev	R.13F
Comments	

Statistics Chart

S153_BGN010009_20082021_140608: Statistics Chart



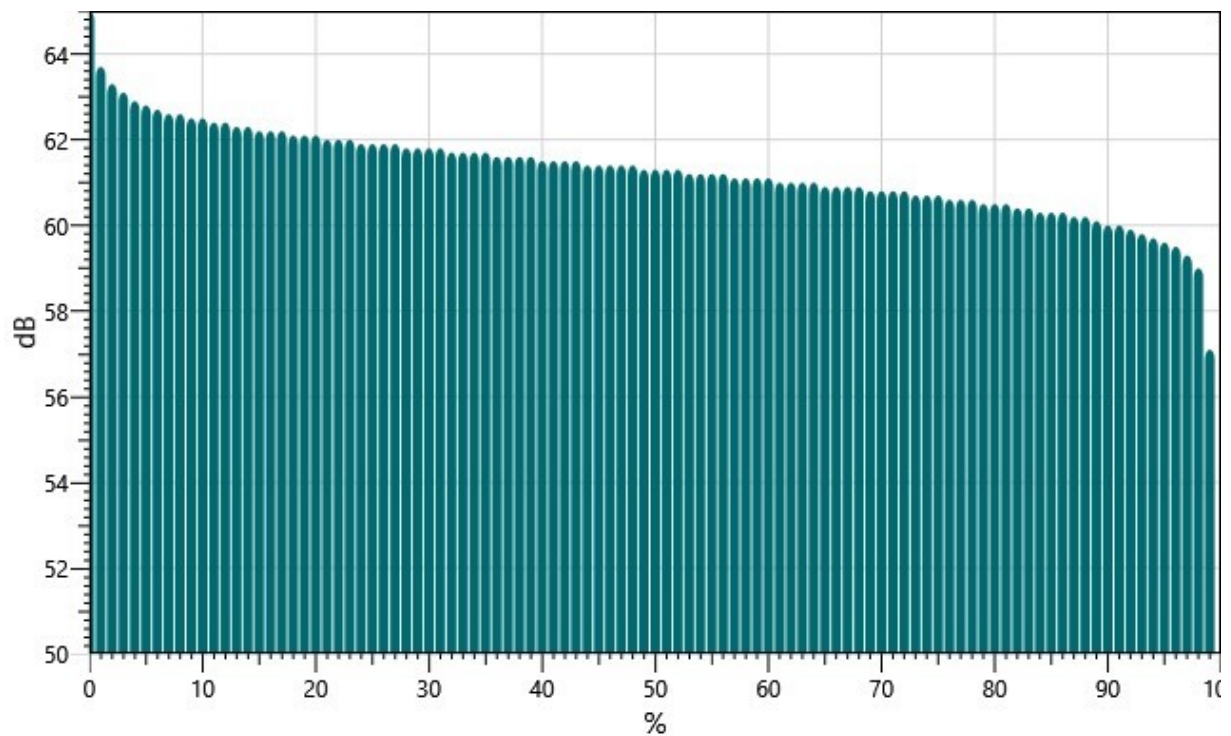
Statistics Table

dB:	0.0	0.1	0.2	0.3	0.4	0.5	0.6	0.7	0.8	0.9	%
57:	0.00	0.00	0.00	0.01	0.00	0.00	0.00	0.00	0.00	0.00	0.03
58:	0.01	0.01	0.03	0.03	0.04	0.06	0.07	0.10	0.11	0.16	0.59
59:	0.18	0.23	0.27	0.38	0.43	0.59	0.69	0.83	0.94	1.22	5.75
60:	1.42	1.75	1.29	2.04	2.26	2.61	2.79	2.99	3.37	3.56	24.08

61:	3.79	4.05	4.04	4.13	4.22	4.35	4.27	4.12	4.12	3.89	40.97
62:	3.76	3.39	3.09	2.74	2.43	2.02	1.69	1.49	1.29	0.99	22.90
63:	0.88	0.68	0.38	0.42	0.34	0.29	0.27	0.23	0.20	0.17	3.87
64:	0.12	0.10	0.09	0.07	0.08	0.06	0.05	0.06	0.06	0.05	0.74
65:	0.05	0.04	0.05	0.04	0.03	0.05	0.03	0.04	0.02	0.04	0.39
66:	0.04	0.03	0.02	0.03	0.02	0.02	0.02	0.02	0.02	0.01	0.24
67:	0.01	0.02	0.01	0.01	0.02	0.01	0.01	0.01	0.01	0.03	0.14
68:	0.02	0.02	0.01	0.01	0.00	0.00	0.00	0.01	0.00	0.01	0.08
69:	0.00	0.00	0.01	0.00	0.00	0.01	0.00	0.00	0.00	0.00	0.04
70:	0.00	0.00	0.01	0.00	0.00	0.00	0.00	0.01	0.01	0.01	0.04
71:	0.00	0.01	0.01	0.01	0.01	0.01	0.01	0.01	0.01	0.01	0.08
72:	0.01	0.01	0.00	0.00	0.01	0.01	0.00	0.00	0.00	0.00	0.06

Exceedance Chart

S153_BGN010009_20082021_140608: Exceedance Chart



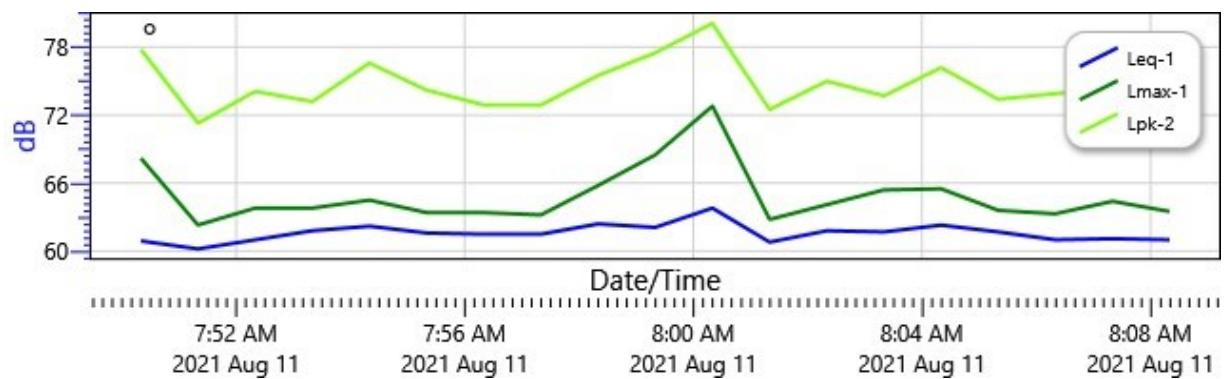
Exceedance Table

.	0%	1%	2%	3%	4%	5%	6%	%7	%8	%9
0%:		65.0	63.7	63.3	63.1	62.9	62.8	62.7	62.6	62.6
10%:	62.5	62.5	62.4	62.4	62.3	62.3	62.2	62.2	62.2	62.1
20%:	62.1	62.1	62.0	62.0	62.0	61.9	61.9	61.9	61.9	61.8

30%:	61.8	61.8	61.8	61.7	61.7	61.7	61.7	61.6	61.6	61.6
40%:	61.6	61.5	61.5	61.5	61.5	61.4	61.4	61.4	61.4	61.4
50%:	61.3	61.3	61.3	61.3	61.2	61.2	61.2	61.2	61.1	61.1
60%:	61.1	61.1	61.0	61.0	61.0	61.0	60.9	60.9	60.9	60.9
70%:	60.8	60.8	60.8	60.8	60.7	60.7	60.7	60.6	60.6	60.6
80%:	60.5	60.5	60.5	60.4	60.4	60.3	60.3	60.3	60.2	60.2
90%:	60.1	60.0	60.0	59.9	59.8	59.7	59.6	59.5	59.3	59.0
100%:	57.1									

Logged Data Chart

S153_BGN010009_20082021_140608: Logged Data Chart



Summary Data Panel

Description	Meter	Value	Description	Meter	Value
Leq	1	61.6 dB			
Exchange Rate	1	3 dB	Weighting	1	C
Response	1	FAST	Bandwidth	1	OFF
Exchange Rate	2	3 dB	Weighting	2	C
Response	2	SLOW			