

| Luminaire Schedule | | | | | |
|--------------------|-----------------------------------|-------|------------------------|-----|------------|
| Symbol | Label | LLF | Description | Qty | Arr. Watts |
| | FMV9LWYUNV176-S891-DSV2 | 0.850 | FMV9L - 1 per pole | 1 | 79.2 |
| | FMV9LWYUNV176-S891-DSV2 - 2 @ 180 | 0.850 | FMV9L - 2 per pole | 1 | 158.4 |
| | VMVL-5-W-PR1-UNV1-S891 | 0.850 | VMVL-5 - Type 1 Optics | 4 | 42.2 |
| | FMV9LWYUNV176-S891-DSV2 - 2 @ 90 | 0.850 | FMV9L - 2 per pole | 1 | 158.4 |

Client:
Prepared for: Erik Estes

Project: Nickel Road Dehaan North Site Ltg

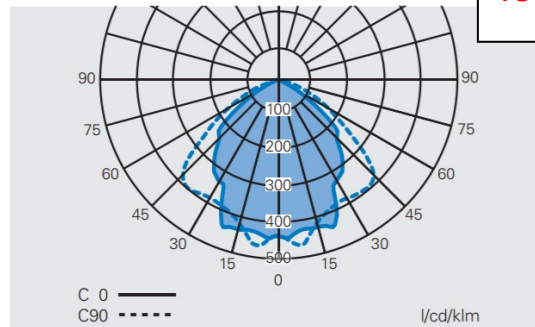
Prepared by: Bob Wisniewski
(315)-477-5132
Email: bobjwisniewski@eaton.com

Project Assumptions / Details:
Class 1 Div 2 Area
Mounting Heights:
Floodlights: 25'
Stanchion Lights: 7' above walkway
Work Plane: Ground Area

| Luminaire Location Summary | | | |
|----------------------------|-----------------------------------|------|--------|
| LumNo | Label | Tilt | Mtg Ht |
| 1 | FMV9LWYUNV176-S891-DSV2 | 45 | 25 |
| 2 | VMVL-5-W-PR1-UNV1-S891 | 25 | 25 |
| 3 | VMVL-5-W-PR1-UNV1-S891 | 25 | 25 |
| 4 | VMVL-5-W-PR1-UNV1-S891 | 25 | 7 |
| 5 | VMVL-5-W-PR1-UNV1-S891 | 25 | 7 |
| 6 | FMV9LWYUNV176-S891-DSV2 - 2 @ 180 | 45 | 7 |
| 7 | FMV9LWYUNV176-S891-DSV2 - 2 @ 90 | 45 | 7 |

FMV9LWYUNV176 Flood Light

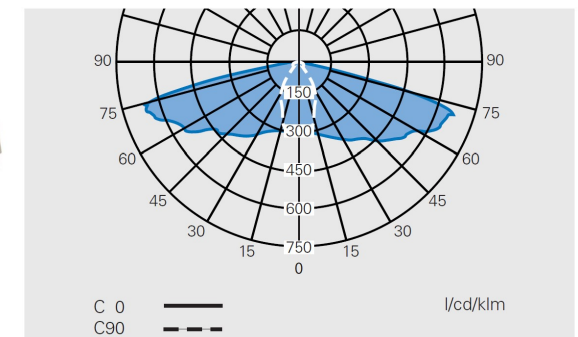
Polar curve FMV LED



**THIS STRUCTURE MUST CONFORM
TO THE 2017 NATIONAL ELECTRICAL CODE**

VMV5LPR1-UNV1 Stanchion Light



Polar curve VMV LED Type I



These calculations have been performed according to IES standards and good practice. There may be differences between measured values and the results presented herein, based on the extent in which field conditions deviate from the input data. These conditions include room dimensions, luminaire position, surface reflectances, architectural elements and furniture, temperature, voltage, measurement techniques and equipment tolerances. All attached drawings and images are for photometric reference only they are not made for construction



Crouse-Hinds

by **EAT•N**



Crouse-Hinds

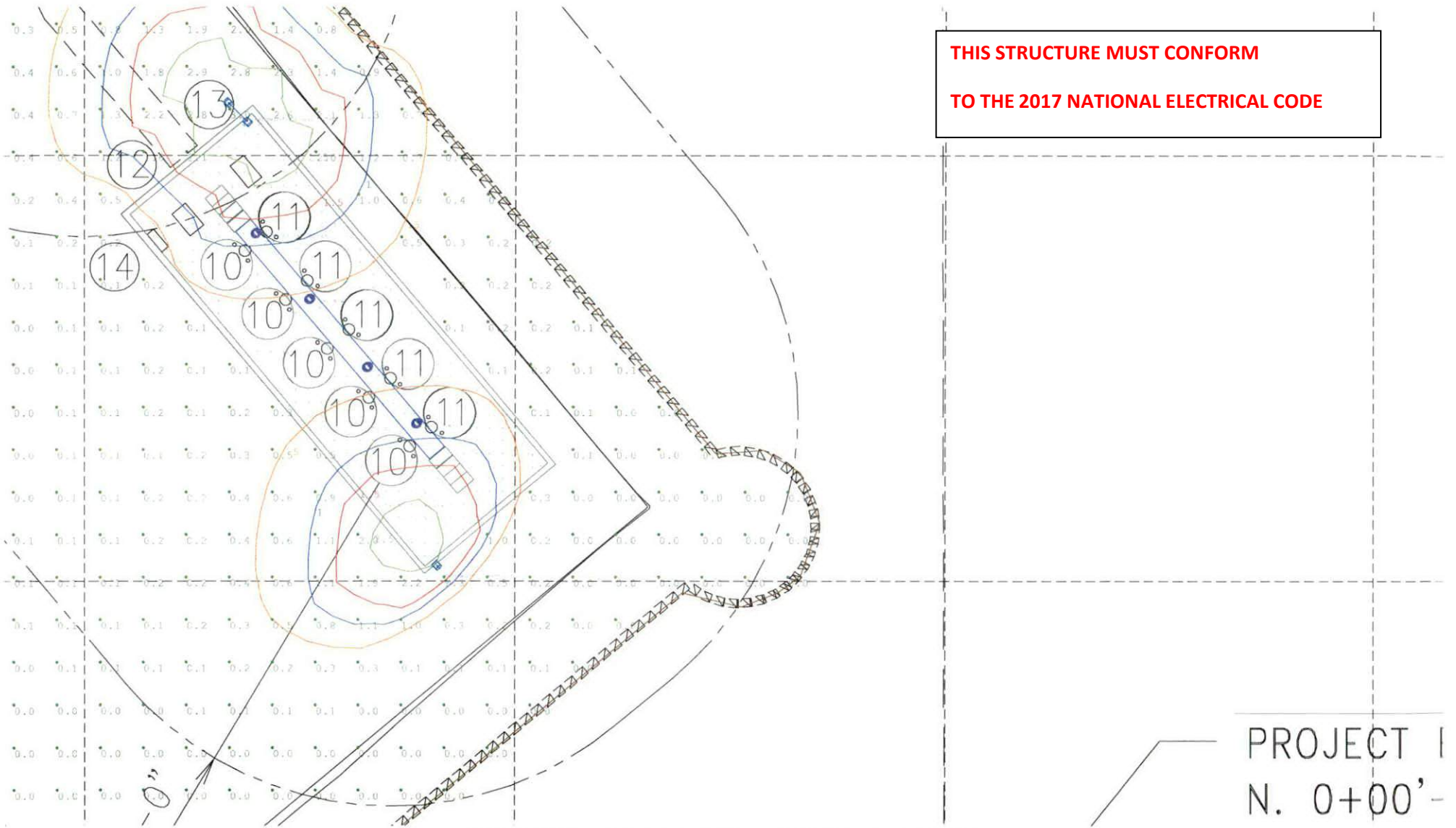
by **EAT•N**



AREA RENDERINGS

| Calculation Summary | | | | | | | |
|--------------------------|-------------|-------|------|-----|-----|---------|---------|
| Label | CalcType | Units | Avg | Max | Min | Avg/Min | Max/Min |
| Ground Area_Grid | Illuminance | Fc | 0.1 | 4.7 | 0.0 | N.A. | N.A. |
| Separator Area_Grid | Illuminance | Fc | 0.1 | 0.6 | 0.0 | N.A. | N.A. |
| Tank Container Area_Grid | Illuminance | Fc | 1.6 | 4.5 | 0.0 | N.A. | N.A. |
| Tank Walkway_Grid | Illuminance | Fc | 22.3 | 31 | 15 | 1.5 | 2.1 |

Point By Point Foot-Candle Calculations



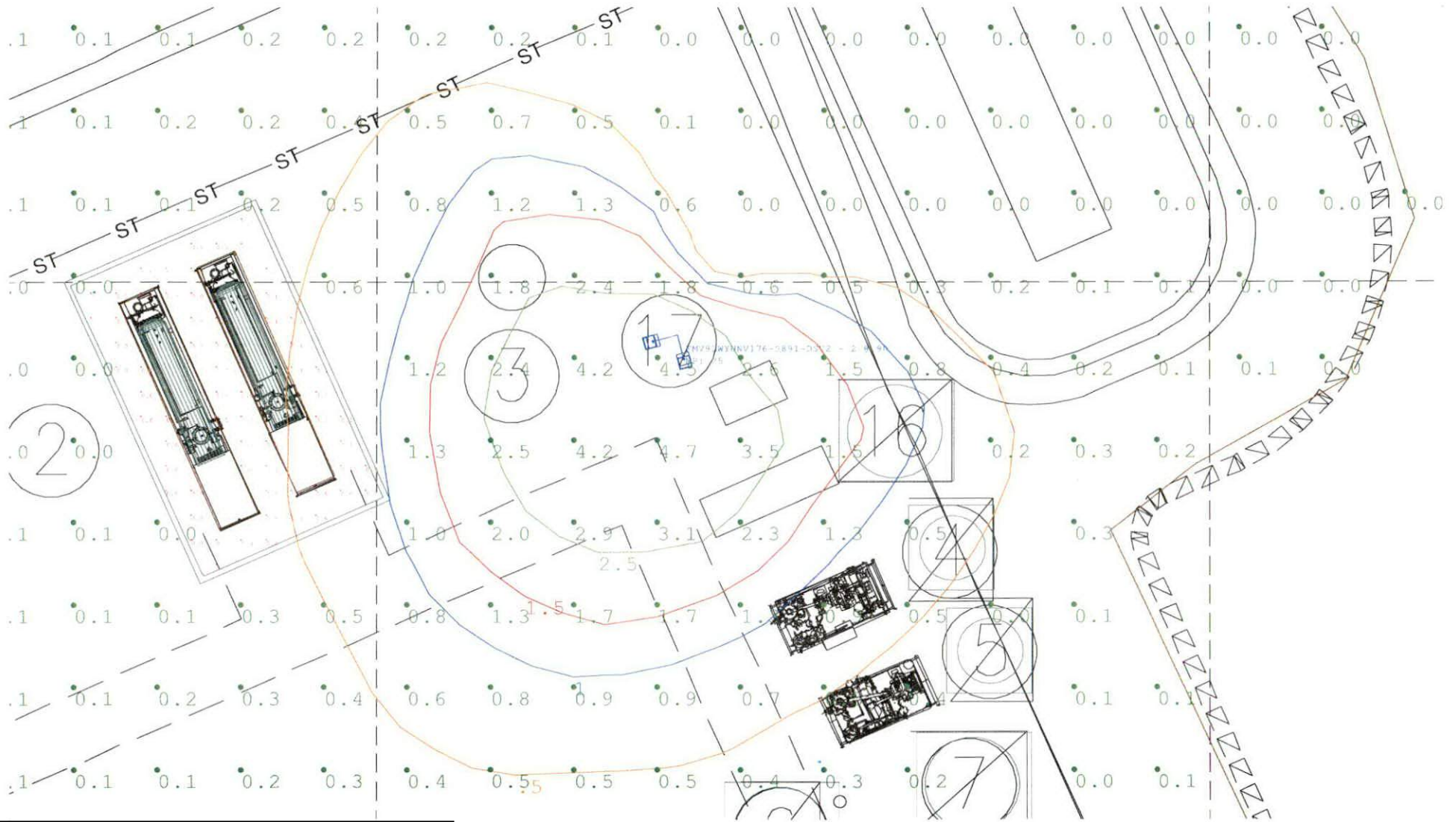
**THIS STRUCTURE MUST CONFORM
TO THE 2017 NATIONAL ELECTRICAL CODE**

ZOOM IN PLAN VIEW OF TANK AREA

PROJECT I
N. 0+00'-

| Calculation Summary | | | | | | | |
|--------------------------|-------------|-------|------|-----|-----|---------|---------|
| Label | CalcType | Units | Avg | Max | Min | Avg/Min | Max/Min |
| Ground Area_Grid | Illuminance | Fc | 0.1 | 4.7 | 0.0 | N.A. | N.A. |
| Separator Area_Grid | Illuminance | Fc | 0.1 | 0.6 | 0.0 | N.A. | N.A. |
| Tank Container Area_Grid | Illuminance | Fc | 1.6 | 4.5 | 0.0 | N.A. | N.A. |
| Tank Walkway_Grid | Illuminance | Fc | 22.3 | 31 | 15 | 1.5 | 2.1 |

Point By Point Foot-Candle Calculations



**THIS STRUCTURE MUST CONFORM
TO THE 2017 NATIONAL ELECTRICAL CODE**

ZOOM IN PLAN VIEW SEPARATOR AREA