

HRL Compliance Solutions- CO

Sample Delivery Group: L1132603
Samples Received: 08/24/2019
Project Number: FOUNDATION ENERGY:
Description: Foundation Energy: Federal 30-11 BKGD
Site: FEDERAL 30-11
Report To: Kris Rowe
2385 F ½ Road
Grand Junction, CO 81505

Entire Report Reviewed By:

Chris Ward

Chris Ward
Project Manager

Results relate only to the items tested or calibrated and are reported as rounded values. This test report shall not be reproduced, except in full, without written approval of the laboratory. Where applicable, sampling conducted by Pace Analytical National is performed per guidance provided in laboratory standard operating procedures ENV-SOP-MTJL-0067 and ENV-SOP-MTJL-0068. Where sampling conducted by the customer, results relate to the accuracy of the information provided, and as the samples are received.





Cp: Cover Page	1	¹ Cp
Tc: Table of Contents	2	
Ss: Sample Summary	3	² Tc
Cn: Case Narrative	4	
Sr: Sample Results	5	³ Ss
BKGD 1 L1132603-01	5	
BKGD 2 L1132603-02	6	⁴ Cn
BKGD 3 L1132603-03	7	⁵ Sr
Qc: Quality Control Summary	8	
Wet Chemistry by Method 9045D	8	⁶ Qc
Wet Chemistry by Method 9050AMod	9	
Metals (ICP) by Method 6010B	10	⁷ Gl
Gl: Glossary of Terms	11	⁸ Al
Al: Accreditations & Locations	12	
Sc: Sample Chain of Custody	13	⁹ Sc



BKGD 1 L1132603-01 Solid

Collected by
Matt SmithCollected date/time
08/07/19 11:45Received date/time
08/24/19 08:45

Method	Batch	Dilution	Preparation date/time	Analysis date/time	Analyst	Location
Calculated Results	WG1335924	1	08/29/19 22:56	08/29/19 22:56	TRB	Mt. Juliet, TN
Wet Chemistry by Method 9045D	WG1336192	1	08/28/19 14:27	08/28/19 20:58	ANP	Mt. Juliet, TN
Wet Chemistry by Method 9050AMod	WG1335117	1	08/27/19 13:20	08/27/19 14:01	AKA	Mt. Juliet, TN
Metals (ICP) by Method 6010B	WG1336193	1	08/28/19 12:53	08/28/19 18:12	EL	Mt. Juliet, TN

¹ Cp² Tc³ Ss⁴ Cn⁵ Sr⁶ Qc⁷ Gl⁸ Al⁹ Sc

BKGD 2 L1132603-02 Solid

Collected by
Matt SmithCollected date/time
08/07/19 11:55Received date/time
08/24/19 08:45

Method	Batch	Dilution	Preparation date/time	Analysis date/time	Analyst	Location
Calculated Results	WG1335924	1	08/29/19 22:59	08/29/19 22:59	TRB	Mt. Juliet, TN
Wet Chemistry by Method 9045D	WG1336192	1	08/28/19 14:27	08/28/19 20:58	ANP	Mt. Juliet, TN
Wet Chemistry by Method 9050AMod	WG1335117	1	08/27/19 13:20	08/27/19 14:01	AKA	Mt. Juliet, TN
Metals (ICP) by Method 6010B	WG1336193	1	08/28/19 12:53	08/28/19 18:15	EL	Mt. Juliet, TN

BKGD 3 L1132603-03 Solid

Collected by
Matt SmithCollected date/time
08/07/19 12:00Received date/time
08/24/19 08:45

Method	Batch	Dilution	Preparation date/time	Analysis date/time	Analyst	Location
Calculated Results	WG1335924	1	08/29/19 23:02	08/29/19 23:02	TRB	Mt. Juliet, TN
Wet Chemistry by Method 9045D	WG1336192	1	08/28/19 14:27	08/28/19 20:58	ANP	Mt. Juliet, TN
Wet Chemistry by Method 9050AMod	WG1335117	1	08/27/19 13:20	08/27/19 14:01	AKA	Mt. Juliet, TN
Metals (ICP) by Method 6010B	WG1336193	1	08/28/19 12:53	08/28/19 18:23	EL	Mt. Juliet, TN



All sample aliquots were received at the correct temperature, in the proper containers, with the appropriate preservatives, and within method specified holding times, unless qualified or notated within the report. Where applicable, all MDL (LOD) and RDL (LOQ) values reported for environmental samples have been corrected for the dilution factor used in the analysis. All Method and Batch Quality Control are within established criteria except where addressed in this case narrative, a non-conformance form or properly qualified within the sample results. By my digital signature below, I affirm to the best of my knowledge, all problems/anomalies observed by the laboratory as having the potential to affect the quality of the data have been identified by the laboratory, and no information or data have been knowingly withheld that would affect the quality of the data.

Chris Ward
Project Manager

¹ Cp

² Tc

³ Ss

⁴ Cn

⁵ Sr

⁶ Qc

⁷ Gl

⁸ Al

⁹ Sc



Calculated Results

Analyte	Result	Qualifier	Dilution	Analysis date / time	Batch
Sodium Adsorption Ratio	0.151		1	08/29/2019 22:56	WG1335924

¹ Cp² Tc

Wet Chemistry by Method 9045D

Analyte	Result	Qualifier	Dilution	Analysis date / time	Batch
pH	7.87	<u>T8</u>	1	08/28/2019 20:58	WG1336192

³ Ss⁴ Cn

Sample Narrative:

L1132603-01 WG1336192: 7.87 at 23.1C

⁵ Sr

Wet Chemistry by Method 9050AMod

Analyte	Result	Qualifier	RDL	Dilution	Analysis date / time	Batch
Specific Conductance	umhos/cm		umhos/cm			
Specific Conductance	327		10.0	1	08/27/2019 14:01	WG1335117

⁶ Qc⁷ Gl

Metals (ICP) by Method 6010B

Analyte	Result	Qualifier	RDL	Dilution	Analysis date / time	Batch
Arsenic	mg/kg		mg/kg			
Arsenic	4.13		2.00	1	08/28/2019 18:12	WG1336193

⁸ Al⁹ Sc



Calculated Results

Analyte	Result	Qualifier	Dilution	Analysis date / time	Batch
Sodium Adsorption Ratio	18.0		1	08/29/2019 22:59	WG1335924

Wet Chemistry by Method 9045D

Analyte	Result	Qualifier	Dilution	Analysis date / time	Batch
pH	8.91	<u>T8</u>	1	08/28/2019 20:58	WG1336192

Sample Narrative:

L1132603-02 WG1336192: 8.91 at 23.1C

Wet Chemistry by Method 9050AMod

Analyte	Result	Qualifier	RDL	Dilution	Analysis date / time	Batch
Specific Conductance	umhos/cm		umhos/cm			
Specific Conductance	1330		10.0	1	08/27/2019 14:01	WG1335117

Metals (ICP) by Method 6010B

Analyte	Result	Qualifier	RDL	Dilution	Analysis date / time	Batch
Arsenic	mg/kg		mg/kg			
Arsenic	4.15		2.00	1	08/28/2019 18:15	WG1336193

¹ Cp² Tc³ Ss⁴ Cn⁵ Sr⁶ Qc⁷ Gl⁸ Al⁹ Sc



Calculated Results

Analyte	Result	Qualifier	Dilution	Analysis date / time	Batch
Sodium Adsorption Ratio	0.164		1	08/29/2019 23:02	WG1335924

Wet Chemistry by Method 9045D

Analyte	Result	Qualifier	Dilution	Analysis date / time	Batch
pH	7.87	T8	1	08/28/2019 20:58	WG1336192

Sample Narrative:

L1132603-03 WG1336192: 7.87 at 23.2C

Wet Chemistry by Method 9050AMod

Analyte	Result	Qualifier	RDL	Dilution	Analysis date / time	Batch
Specific Conductance	273		10.0	1	08/27/2019 14:01	WG1335117

Metals (ICP) by Method 6010B

Analyte	Result	Qualifier	RDL	Dilution	Analysis date / time	Batch
Arsenic	3.47		2.00	1	08/28/2019 18:23	WG1336193

1 Cp

2 Tc

3 Ss

4 Cn

5 Sr

6 Qc

7 Gl

8 Al

9 Sc



L1132569-10 Original Sample (OS) • Duplicate (DUP)

(OS) L1132569-10 08/28/19 20:58 • (DUP) R3445246-2 08/28/19 20:58

	Original Result	DUP Result	Dilution	DUP RPD	DUP Qualifier	DUP RPD Limits
Analyte	su	su		%		%
pH	8.12	8.13	1	0.123		1

Sample Narrative:

OS: 8.12 at 22.7C

DUP: 8.13 at 23.1C

¹Cp

²Tc

³Ss

⁴Cn

⁵Sr

⁶Qc

⁷Gl

⁸Al

⁹Sc

L1133337-03 Original Sample (OS) • Duplicate (DUP)

(OS) L1133337-03 08/28/19 20:58 • (DUP) R3445246-3 08/28/19 20:58

	Original Result	DUP Result	Dilution	DUP RPD	DUP Qualifier	DUP RPD Limits
Analyte	su	su		%		%
pH	10.5	10.6	1	0.853		1

Sample Narrative:

OS: 10.5 at 22.9C

DUP: 10.59 at 22.7C

Laboratory Control Sample (LCS)

(LCS) R3445246-1 08/28/19 20:58

	Spike Amount	LCS Result	LCS Rec.	Rec. Limits	LCS Qualifier
Analyte	su	su	%	%	
pH	10.0	9.95	99.5	99.0-101	

Sample Narrative:

LCS: 9.95 at 22.3C

Method Blank (MB)

(MB) R3444600-1 08/27/19 14:01

Analyte	MB Result umhos/cm	MB Qualifier	MB MDL umhos/cm	MB RDL umhos/cm
Specific Conductance	U		10.0	10.0

1

Cp

2

Tc

3

Ss

4

Cn

5

Sr

6

Qc

7

Gl

8

Al

9

Sc

L1132535-01 Original Sample (OS) • Duplicate (DUP)

(OS) L1132535-01 08/27/19 14:01 • (DUP) R3444600-3 08/27/19 14:01

Analyte	Original Result umhos/cm	DUP Result umhos/cm	Dilution	DUP RPD %	DUP Qualifier	DUP RPD Limits %
Specific Conductance	1170	1170	1	0.684		20

L1132569-12 Original Sample (OS) • Duplicate (DUP)

(OS) L1132569-12 08/27/19 14:01 • (DUP) R3444600-4 08/27/19 14:01

Analyte	Original Result umhos/cm	DUP Result umhos/cm	Dilution	DUP RPD %	DUP Qualifier	DUP RPD Limits %
Specific Conductance	268	269	1	0.410		20

Laboratory Control Sample (LCS)

(LCS) R3444600-2 08/27/19 14:01

Analyte	Spike Amount umhos/cm	LCS Result umhos/cm	LCS Rec. %	Rec. Limits %	LCS Qualifier
Specific Conductance	393	395	101	85.0-115	



Method Blank (MB)

(MB) R3445290-7 08/28/19 21:35

Analyte	MB Result mg/kg	MB Qualifier	MB MDL mg/kg	MB RDL mg/kg
Arsenic	U		0.460	2.00

¹Cp

²Tc

³Ss

⁴Cn

⁵Sr

⁶Qc

⁷Gl

⁸Al

⁹Sc

Laboratory Control Sample (LCS) • Laboratory Control Sample Duplicate (LCSD)

(LCS) R3445290-1 08/28/19 17:54 • (LCSD) R3445290-2 08/28/19 17:57

Analyte	Spike Amount mg/kg	LCS Result mg/kg	LCSD Result mg/kg	LCS Rec. %	LCSD Rec. %	Rec. Limits %	LCS Qualifier	LCSD Qualifier	RPD %	RPD Limits %
Arsenic	100	94.9	93.6	94.9	93.6	80.0-120			1.42	20

L1133153-01 Original Sample (OS) • Matrix Spike (MS) • Matrix Spike Duplicate (MSD)

(OS) L1133153-01 08/28/19 17:59 • (MS) R3445290-5 08/28/19 18:07 • (MSD) R3445290-6 08/28/19 18:09

Analyte	Spike Amount mg/kg	Original Result mg/kg	MS Result mg/kg	MSD Result mg/kg	MS Rec. %	MSD Rec. %	Dilution	Rec. Limits %	MS Qualifier	MSD Qualifier	RPD %	RPD Limits %
Arsenic	100	ND	88.5	86.3	87.1	84.9	1	75.0-125			2.46	20



Guide to Reading and Understanding Your Laboratory Report

The information below is designed to better explain the various terms used in your report of analytical results from the Laboratory. This is not intended as a comprehensive explanation, and if you have additional questions please contact your project representative.

Results Disclaimer - Information that may be provided by the customer, and contained within this report, include Permit Limits, Project Name, Sample ID, Sample Matrix, Sample Preservation, Field Blanks, Field Spikes, Field Duplicates, On-Site Data, Sampling Collection Dates/Times, and Sampling Location. Results relate to the accuracy of this information provided, and as the samples are received.

Abbreviations and Definitions

MDL	Method Detection Limit.
ND	Not detected at the Reporting Limit (or MDL where applicable).
RDL	Reported Detection Limit.
Rec.	Recovery.
RPD	Relative Percent Difference.
SDG	Sample Delivery Group.
U	Not detected at the Reporting Limit (or MDL where applicable).
Analyte	The name of the particular compound or analysis performed. Some Analyses and Methods will have multiple analytes reported.
Dilution	If the sample matrix contains an interfering material, the sample preparation volume or weight values differ from the standard, or if concentrations of analytes in the sample are higher than the highest limit of concentration that the laboratory can accurately report, the sample may be diluted for analysis. If a value different than 1 is used in this field, the result reported has already been corrected for this factor.
Limits	These are the target % recovery ranges or % difference value that the laboratory has historically determined as normal for the method and analyte being reported. Successful QC Sample analysis will target all analytes recovered or duplicated within these ranges.
Original Sample	The non-spiked sample in the prep batch used to determine the Relative Percent Difference (RPD) from a quality control sample. The Original Sample may not be included within the reported SDG.
Qualifier	This column provides a letter and/or number designation that corresponds to additional information concerning the result reported. If a Qualifier is present, a definition per Qualifier is provided within the Glossary and Definitions page and potentially a discussion of possible implications of the Qualifier in the Case Narrative if applicable.
Result	The actual analytical final result (corrected for any sample specific characteristics) reported for your sample. If there was no measurable result returned for a specific analyte, the result in this column may state "ND" (Not Detected) or "BDL" (Below Detectable Levels). The information in the results column should always be accompanied by either an MDL (Method Detection Limit) or RDL (Reporting Detection Limit) that defines the lowest value that the laboratory could detect or report for this analyte.
Uncertainty (Radiochemistry)	Confidence level of 2 sigma.
Case Narrative (Cn)	A brief discussion about the included sample results, including a discussion of any non-conformances to protocol observed either at sample receipt by the laboratory from the field or during the analytical process. If present, there will be a section in the Case Narrative to discuss the meaning of any data qualifiers used in the report.
Quality Control Summary (Qc)	This section of the report includes the results of the laboratory quality control analyses required by procedure or analytical methods to assist in evaluating the validity of the results reported for your samples. These analyses are not being performed on your samples typically, but on laboratory generated material.
Sample Chain of Custody (Sc)	This is the document created in the field when your samples were initially collected. This is used to verify the time and date of collection, the person collecting the samples, and the analyses that the laboratory is requested to perform. This chain of custody also documents all persons (excluding commercial shippers) that have had control or possession of the samples from the time of collection until delivery to the laboratory for analysis.
Sample Results (Sr)	This section of your report will provide the results of all testing performed on your samples. These results are provided by sample ID and are separated by the analyses performed on each sample. The header line of each analysis section for each sample will provide the name and method number for the analysis reported.
Sample Summary (Ss)	This section of the Analytical Report defines the specific analyses performed for each sample ID, including the dates and times of preparation and/or analysis.

Qualifier Description

T8	Sample(s) received past/too close to holding time expiration.
----	---

1 Cp

2 Tc

3 Ss

4 Cn

5 Sr

6 Qc

7 GI

8 AI

9 Sc



Pace National is the only environmental laboratory accredited/certified to support your work nationwide from one location. One phone call, one point of contact, one laboratory. No other lab is as accessible or prepared to handle your needs throughout the country. Our capacity and capability from our single location laboratory is comparable to the collective totals of the network laboratories in our industry. The most significant benefit to our one location design is the design of our laboratory campus. The model is conducive to accelerated productivity, decreasing turn-around time, and preventing cross contamination, thus protecting sample integrity. Our focus on premium quality and prompt service allows us to be YOUR LAB OF CHOICE.

* Not all certifications held by the laboratory are applicable to the results reported in the attached report.

* Accreditation is only applicable to the test methods specified on each scope of accreditation held by Pace National.

State Accreditations

Alabama	40660	Nebraska	NE-OS-15-05
Alaska	17-026	Nevada	TN-03-2002-34
Arizona	AZ0612	New Hampshire	2975
Arkansas	88-0469	New Jersey–NELAP	TN002
California	2932	New Mexico ¹	n/a
Colorado	TN00003	New York	11742
Connecticut	PH-0197	North Carolina	Env375
Florida	E87487	North Carolina ¹	DW21704
Georgia	NELAP	North Carolina ³	41
Georgia ¹	923	North Dakota	R-140
Idaho	TN00003	Ohio–VAP	CL0069
Illinois	200008	Oklahoma	9915
Indiana	C-TN-01	Oregon	TN200002
Iowa	364	Pennsylvania	68-02979
Kansas	E-10277	Rhode Island	LA000356
Kentucky ^{1 6}	90010	South Carolina	84004
Kentucky ²	16	South Dakota	n/a
Louisiana	AI30792	Tennessee ^{1 4}	2006
Louisiana ¹	LA180010	Texas	T104704245-18-15
Maine	TN0002	Texas ⁵	LAB0152
Maryland	324	Utah	TN00003
Massachusetts	M-TN003	Vermont	VT2006
Michigan	9958	Virginia	460132
Minnesota	047-999-395	Washington	C847
Mississippi	TN00003	West Virginia	233
Missouri	340	Wisconsin	9980939910
Montana	CERT0086	Wyoming	A2LA

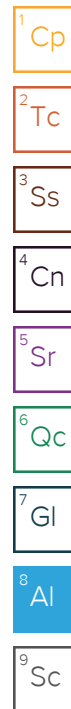
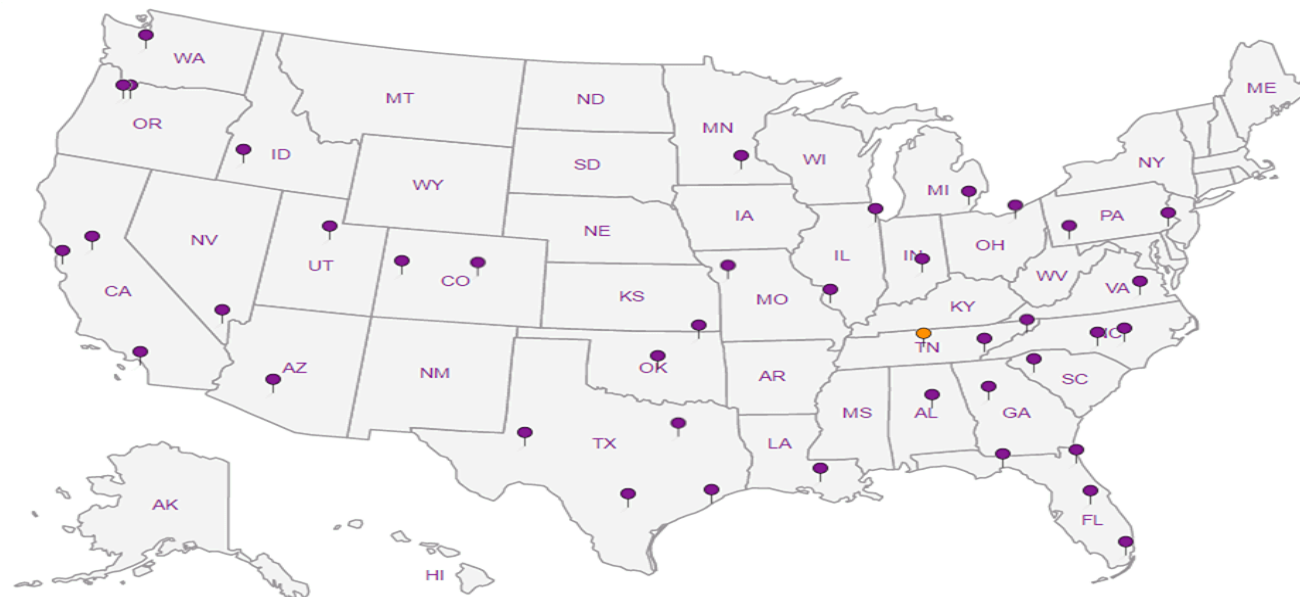
Third Party Federal Accreditations

A2LA – ISO 17025	1461.01	AIHA-LAP, LLC EMLAP	100789
A2LA – ISO 17025 ⁵	1461.02	DOD	1461.01
Canada	1461.01	USDA	P330-15-00234
EPA–Crypto	TN00003		


¹ Drinking Water ² Underground Storage Tanks ³ Aquatic Toxicity ⁴ Chemical/Microbiological ⁵ Mold ⁶ Wastewater n/a Accreditation not applicable

Our Locations

Pace National has sixty-four client support centers that provide sample pickup and/or the delivery of sampling supplies. If you would like assistance from one of our support offices, please contact our main office. Pace National performs all testing at our central laboratory.



**Pace Analytical National Center for Testing & Innovation
Cooler Receipt Form**

Client:	HRLCSCO	SDG#:	L1132603	
Cooler Received/Opened On:	8/24/19	Temperature:	2.8°	
Received By:	Jordan Harris			
Signature:				
Receipt Check List	NP	Yes	No	
COC Seal Present / Intact?	/			
COC Signed / Accurate?		/		
Bottles arrive intact?		/		
Correct bottles used?		/		
Sufficient volume sent?		/		
If Applicable				
VOA Zero headspace?				
Preservation Correct / Checked?				