

June 03, 2020

1 Cp

2 Tc

3 Ss

4 Cn

5 Sr

6 Qc

7 Gl


8 Al

9 Sc

URSA Resources Group

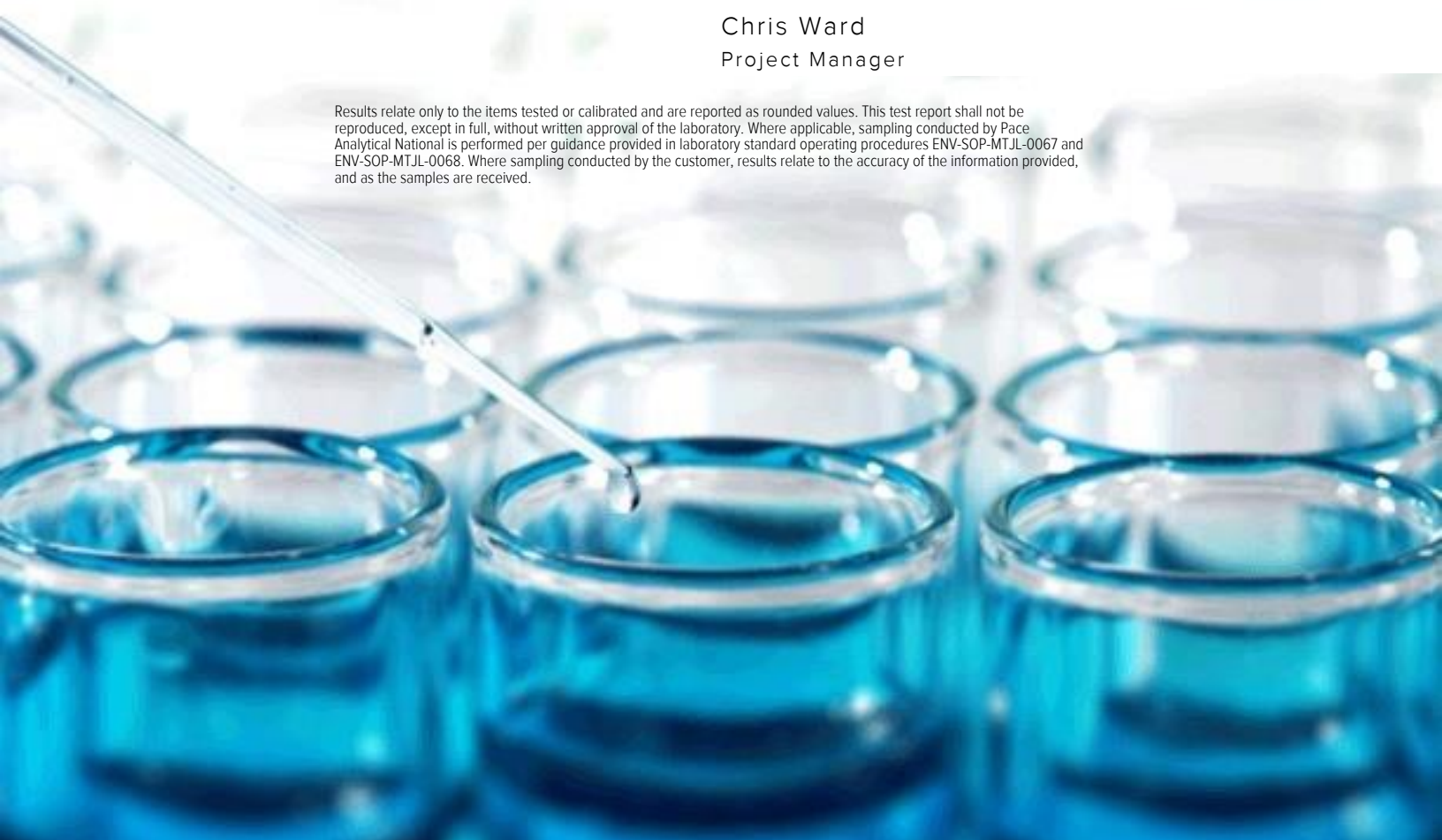
Sample Delivery Group: L1213673
Samples Received: 04/30/2020
Project Number: URSA 609-RODNEY JOHN
Description: Ursa - 609 Sampling - Monument Ridge (Rodney Johnson)
Site: 752938
Report To: Dwayne Knudson
2385 F 1/2 Road
Grand Junction, CO 81505

Entire Report Reviewed By:



Chris Ward
Project Manager

Results relate only to the items tested or calibrated and are reported as rounded values. This test report shall not be reproduced, except in full, without written approval of the laboratory. Where applicable, sampling conducted by Pace Analytical National is performed per guidance provided in laboratory standard operating procedures ENV-SOP-MTJL-0067 and ENV-SOP-MTJL-0068. Where sampling conducted by the customer, results relate to the accuracy of the information provided, and as the samples are received.





Cp: Cover Page	1	
Tc: Table of Contents	2	
Ss: Sample Summary	3	
Cn: Case Narrative	4	
Sr: Sample Results	5	
RODNEY JOHNSON WELL L1213673-01	5	
Qc: Quality Control Summary	6	
Gravimetric Analysis by Method 2540 C-2011	6	
Wet Chemistry by Method 2320 B-2011	7	
Wet Chemistry by Method 9056A	9	
Metals (ICP) by Method 6010B	11	
Volatile Organic Compounds (GC) by Method 8015/8021	12	
Volatile Organic Compounds (GC) by Method RSK175	13	
Semi-Volatile Organic Compounds (GC) by Method 3511/8015	14	
Gl: Glossary of Terms	15	
Al: Accreditations & Locations	16	
Sc: Sample Chain of Custody	17	

SAMPLE SUMMARY



RODNEY JOHNSON WELL L1213673-01 GW

Collected by: Matt Smith
 Collected date/time: 04/29/20 14:05
 Received date/time: 04/30/20 08:30

Method	Batch	Dilution	Preparation date/time	Analysis date/time	Analyst	Location
Gravimetric Analysis by Method 2540 C-2011	WG1469505	1	05/02/20 18:43	05/03/20 01:40	TH	Mt. Juliet, TN
Wet Chemistry by Method 2320 B-2011	WG1469123	1	05/05/20 12:14	05/05/20 12:14	DGR	Mt. Juliet, TN
Wet Chemistry by Method 9056A	WG1469208	1	05/04/20 07:40	05/04/20 07:40	GB	Mt. Juliet, TN
Metals (ICP) by Method 6010B	WG1469539	1	05/05/20 17:04	05/06/20 08:49	CCE	Mt. Juliet, TN
Volatile Organic Compounds (GC) by Method 8015/8021	WG1469947	1	05/03/20 15:00	05/03/20 15:00	JHH	Mt. Juliet, TN
Volatile Organic Compounds (GC) by Method RSK175	WG1471158	1	05/06/20 12:47	05/06/20 12:47	GLN	Mt. Juliet, TN
Semi-Volatile Organic Compounds (GC) by Method 3511/8015	WG1469903	1	05/03/20 16:21	05/04/20 19:12	JN	Mt. Juliet, TN

1 Cp

2 Tc

3 Ss

4 Cn

5 Sr

6 Qc

7 Gl

8 Al

9 Sc



All sample aliquots were received at the correct temperature, in the proper containers, with the appropriate preservatives, and within method specified holding times, unless qualified or notated within the report. Where applicable, all MDL (LOD) and RDL (LOQ) values reported for environmental samples have been corrected for the dilution factor used in the analysis. All Method and Batch Quality Control are within established criteria except where addressed in this case narrative, a non-conformance form or properly qualified within the sample results. By my digital signature below, I affirm to the best of my knowledge, all problems/anomalies observed by the laboratory as having the potential to affect the quality of the data have been identified by the laboratory, and no information or data have been knowingly withheld that would affect the quality of the data.

Chris Ward
Project Manager

- ¹ Cp
- ² Tc
- ³ Ss
- ⁴ Cn
- ⁵ Sr
- ⁶ Qc
- ⁷ Gl
- ⁸ Al
- ⁹ Sc

Report Revision History

Level II Report - Version 1: 05/07/20 14:15
Level II Report - Version 2: 05/12/20 10:51



Gravimetric Analysis by Method 2540 C-2011

Analyte	Result	Qualifier	RDL	Dilution	Analysis date / time	Batch
Dissolved Solids	391		10.0	1	05/03/2020 01:40	WG1469505

- 1 Cp
- 2 Tc
- 3 Ss
- 4 Cn
- 5 Sr
- 6 Qc
- 7 Gl
- 8 Al
- 9 Sc

Wet Chemistry by Method 2320 B-2011

Analyte	Result	Qualifier	RDL	Dilution	Analysis date / time	Batch
Alkalinity	284		20.0	1	05/05/2020 12:14	WG1469123
Alkalinity,Bicarbonate	284		20.0	1	05/05/2020 12:14	WG1469123
Alkalinity,Carbonate	ND		20.0	1	05/05/2020 12:14	WG1469123

Sample Narrative:

L1213673-01 WG1469123: Endpoint pH 4.5

Wet Chemistry by Method 9056A

Analyte	Result	Qualifier	RDL	Dilution	Analysis date / time	Batch
Bromide	ND		1.00	1	05/04/2020 07:40	WG1469208
Chloride	1.33		1.00	1	05/04/2020 07:40	WG1469208
Fluoride	0.496		0.150	1	05/04/2020 07:40	WG1469208
Sulfate	36.2		5.00	1	05/04/2020 07:40	WG1469208

Metals (ICP) by Method 6010B

Analyte	Result	Qualifier	RDL	Dilution	Analysis date / time	Batch
Calcium	ND		1.00	1	05/06/2020 08:49	WG1469539
Magnesium	ND		1.00	1	05/06/2020 08:49	WG1469539
Potassium	ND		2.00	1	05/06/2020 08:49	WG1469539
Sodium	145		3.00	1	05/06/2020 08:49	WG1469539

Volatile Organic Compounds (GC) by Method 8015/8021

Analyte	Result	Qualifier	RDL	Dilution	Analysis date / time	Batch
Benzene	ND		0.00100	1	05/03/2020 15:00	WG1469947
Toluene	ND		0.00100	1	05/03/2020 15:00	WG1469947
Ethylbenzene	ND		0.000500	1	05/03/2020 15:00	WG1469947
Total Xylene	ND		0.00150	1	05/03/2020 15:00	WG1469947
TPH (GC/FID) Low Fraction	ND		0.200	1	05/03/2020 15:00	WG1469947
(S) a,a,a-Trifluorotoluene(FID)	97.7		78.0-120		05/03/2020 15:00	WG1469947
(S) a,a,a-Trifluorotoluene(PID)	103		79.0-125		05/03/2020 15:00	WG1469947

Volatile Organic Compounds (GC) by Method RSK175

Analyte	Result	Qualifier	RDL	Dilution	Analysis date / time	Batch
Methane	ND		0.0100	1	05/06/2020 12:47	WG1471158
Ethane	ND		0.0130	1	05/06/2020 12:47	WG1471158
Propane	ND		0.0190	1	05/06/2020 12:47	WG1471158

Semi-Volatile Organic Compounds (GC) by Method 3511/8015

Analyte	Result	Qualifier	RDL	Dilution	Analysis date / time	Batch
TPH (GC/FID) High Fraction	ND		0.500	1	05/04/2020 19:12	WG1469903
(S) o-Terphenyl	78.4		31.0-160		05/04/2020 19:12	WG1469903



Method Blank (MB)

(MB) R3524409-1 05/03/20 01:40

Analyte	MB Result mg/l	MB Qualifier	MB MDL mg/l	MB RDL mg/l
Dissolved Solids	U		2.82	10.0

¹ Cp

² Tc

³ Ss

Original Sample (OS) • Duplicate (DUP)

(OS) • (DUP) R3524409-3 05/03/20 01:40

Analyte	Original Result mg/l	DUP Result mg/l	Dilution	DUP RPD %	DUP Qualifier	DUP RPD Limits %
Dissolved Solids	628	628	1	0.477		5

⁴ Cn

⁵ Sr

Laboratory Control Sample (LCS)

(LCS) R3524409-2 05/03/20 01:40

Analyte	Spike Amount mg/l	LCS Result mg/l	LCS Rec. %	Rec. Limits %	LCS Qualifier
Dissolved Solids	8800	8800	100	85.0-115	

⁶ Qc

⁷ Gl

⁸ Al

⁹ Sc



Method Blank (MB)

(MB) R3525006-1 05/05/20 09:51

Analyte	MB Result mg/l	MB Qualifier	MB MDL mg/l	MB RDL mg/l
Alkalinity	U		8.45	20.0
Alkalinity,Bicarbonate	U		8.45	20.0
Alkalinity,Carbonate	U		8.45	20.0

Sample Narrative:

BLANK: Endpoint pH 4.5

Original Sample (OS) • Duplicate (DUP)

(OS) • (DUP) R3525006-2 05/05/20 10:10

Analyte	Original Result mg/l	DUP Result mg/l	Dilution	DUP RPD %	DUP Qualifier	DUP RPD Limits %
Alkalinity	880	880	1	1.11		20
Alkalinity,Bicarbonate	880	880	1	1.11		20
Alkalinity,Carbonate	ND	ND	1	0.000		20

Sample Narrative:

DUP: Endpoint pH 4.5

Original Sample (OS) • Duplicate (DUP)

(OS) • (DUP) R3525006-4 05/05/20 12:38

Analyte	Original Result mg/l	DUP Result mg/l	Dilution	DUP RPD %	DUP Qualifier	DUP RPD Limits %
Alkalinity	330	330	1	0.167		20
Alkalinity,Bicarbonate	330	330	1	0.167		20
Alkalinity,Carbonate	ND	ND	1	0.000		20

Sample Narrative:

DUP: Endpoint pH 4.5





Laboratory Control Sample (LCS)

(LCS) R3525006-3 05/05/20 11:13

Analyte	Spike Amount mg/l	LCS Result mg/l	LCS Rec. %	Rec. Limits %	<u>LCS Qualifier</u>
Alkalinity	100	101	101	85.0-115	

Sample Narrative:

LCS: Endpoint pH 4.5

¹ Cp

² Tc

³ Ss

⁴ Cn

⁵ Sr

⁶ Qc

⁷ Gl

⁸ Al

⁹ Sc



Method Blank (MB)

(MB) R3524401-1 05/03/20 21:54

Analyte	MB Result	MB Qualifier	MB MDL	MB RDL
	mg/l		mg/l	mg/l
Bromide	U		0.353	1.00
Chloride	U		0.379	1.00
Fluoride	U		0.0640	0.150
Sulfate	U		0.594	5.00

Original Sample (OS) • Duplicate (DUP)

(OS) • (DUP) R3524401-3 05/04/20 04:14

Analyte	Original Result	DUP Result	Dilution	DUP RPD	DUP Qualifier	DUP RPD Limits
	mg/l	mg/l		%		%
Bromide	ND	ND	1	0.000		15
Chloride	273	273	1	0.0690	E	15
Fluoride	ND	ND	1	0.000		15
Sulfate	ND	ND	1	2.19		15

Original Sample (OS) • Duplicate (DUP)

(OS) • (DUP) R3524401-6 05/04/20 11:57

Analyte	Original Result	DUP Result	Dilution	DUP RPD	DUP Qualifier	DUP RPD Limits
	mg/l	mg/l		%		%
Bromide	ND	ND	1	0.000		15
Chloride	ND	ND	1	0.000		15
Fluoride	ND	ND	1	0.000		15
Sulfate	ND	ND	1	0.000		15

Laboratory Control Sample (LCS)

(LCS) R3524401-2 05/03/20 22:06

Analyte	Spike Amount	LCS Result	LCS Rec.	Rec. Limits	LCS Qualifier
	mg/l	mg/l	%	%	
Bromide	40.0	40.0	100	80.0-120	
Chloride	40.0	39.9	99.6	80.0-120	
Fluoride	8.00	8.01	100	80.0-120	
Sulfate	40.0	40.1	100	80.0-120	

1 Cp

2 Tc

3 Ss

4 Cn

5 Sr

6 Qc

7 Gl

8 Al

9 Sc



Original Sample (OS) • Matrix Spike (MS) • Matrix Spike Duplicate (MSD)

(OS) • (MS) R3524401-4 05/04/20 07:02 • (MSD) R3524401-5 05/04/20 07:15

Analyte	Spike Amount mg/l	Original Result mg/l	MS Result mg/l	MSD Result mg/l	MS Rec. %	MSD Rec. %	Dilution	Rec. Limits %	MS Qualifier	MSD Qualifier	RPD %	RPD Limits %
Bromide	50.0		50.9	51.0	102	102	1	80.0-120			0.155	15
Chloride	50.0		83.1	83.1	99.1	99.1	1	80.0-120			0.0174	15
Fluoride	5.00		5.23	5.24	103	103	1	80.0-120			0.149	15
Sulfate	50.0		72.5	72.4	101	100	1	80.0-120			0.128	15

Original Sample (OS) • Matrix Spike (MS)

(OS) • (MS) R3524401-7 05/04/20 12:10

Analyte	Spike Amount mg/l	Original Result mg/l	MS Result mg/l	MS Rec. %	Dilution	Rec. Limits %	MS Qualifier
Bromide	50.0		50.9	102	1	80.0-120	
Chloride	50.0		51.1	102	1	80.0-120	
Fluoride	5.00		5.23	105	1	80.0-120	
Sulfate	50.0		51.7	103	1	80.0-120	

- 1 Cp
- 2 Tc
- 3 Ss
- 4 Cn
- 5 Sr
- 6 Qc
- 7 Gl
- 8 Al
- 9 Sc



Method Blank (MB)

(MB) R3525076-1 05/06/20 07:58

Analyte	MB Result mg/l	MB Qualifier	MB MDL mg/l	MB RDL mg/l
Calcium	U		0.389	1.00
Magnesium	U		0.111	1.00
Potassium	U		0.510	2.00
Sodium	U		1.40	3.00

Laboratory Control Sample (LCS)

(LCS) R3525076-2 05/06/20 08:00

Analyte	Spike Amount mg/l	LCS Result mg/l	LCS Rec. %	Rec. Limits %	LCS Qualifier
Calcium	10.0	10.2	102	80.0-120	
Magnesium	10.0	9.58	95.8	80.0-120	
Potassium	10.0	9.78	97.8	80.0-120	
Sodium	10.0	10.5	105	80.0-120	

Original Sample (OS) • Matrix Spike (MS) • Matrix Spike Duplicate (MSD)

(OS) • (MS) R3525076-4 05/06/20 08:08 • (MSD) R3525076-5 05/06/20 08:11

Analyte	Spike Amount mg/l	Original Result mg/l	MS Result mg/l	MSD Result mg/l	MS Rec. %	MSD Rec. %	Dilution	Rec. Limits %	MS Qualifier	MSD Qualifier	RPD %	RPD Limits %
Calcium	10.0		182	181	80.3	65.6	1	75.0-125		V	0.815	20
Magnesium	10.0		40.2	39.9	84.5	81.9	1	75.0-125			0.636	20
Potassium	10.0		11.5	11.3	99.0	96.6	1	75.0-125			2.05	20
Sodium	10.0		41.9	41.4	101	96.3	1	75.0-125			1.16	20

¹ Cp

² Tc

³ Ss

⁴ Cn

⁵ Sr

⁶ Qc

⁷ Gl

⁸ Al

⁹ Sc



Method Blank (MB)

(MB) R3525213-3 05/03/20 12:06

Analyte	MB Result mg/l	MB Qualifier	MB MDL mg/l	MB RDL mg/l
Benzene	U		0.000190	0.00100
Toluene	U		0.000412	0.00100
Ethylbenzene	0.000196	↓	0.000160	0.000500
Total Xylene	U		0.000510	0.00150
TPH (GC/FID) Low Fraction	0.0546	↓	0.0314	0.200
(S) a,a,a-Trifluorotoluene(FID)	97.9			78.0-120
(S) a,a,a-Trifluorotoluene(PID)	103			79.0-125

1 Cp

2 Tc

3 Ss

4 Cn

5 Sr

6 Qc

Laboratory Control Sample (LCS)

(LCS) R3525213-1 05/03/20 10:46

Analyte	Spike Amount mg/l	LCS Result mg/l	LCS Rec. %	Rec. Limits %	LCS Qualifier
Benzene	0.0500	0.0551	110	77.0-122	
Toluene	0.0500	0.0556	111	80.0-121	
Ethylbenzene	0.0500	0.0558	112	80.0-123	
Total Xylene	0.150	0.168	112	47.0-154	
(S) a,a,a-Trifluorotoluene(FID)			98.1	78.0-120	
(S) a,a,a-Trifluorotoluene(PID)			103	79.0-125	

7 Gl

8 Al

9 Sc

Laboratory Control Sample (LCS)

(LCS) R3525213-2 05/03/20 11:07

Analyte	Spike Amount mg/l	LCS Result mg/l	LCS Rec. %	Rec. Limits %	LCS Qualifier
TPH (GC/FID) Low Fraction	5.50	5.50	100	72.0-127	
(S) a,a,a-Trifluorotoluene(FID)			104	78.0-120	
(S) a,a,a-Trifluorotoluene(PID)			111	79.0-125	



Method Blank (MB)

(MB) R3525179-2 05/06/20 11:53

Analyte	MB Result	MB Qualifier	MB MDL	MB RDL
	mg/l		mg/l	mg/l
Methane	U		0.00291	0.0100
Ethane	U		0.00407	0.0130
Propane	U		0.00548	0.0190

L1213985-01 Original Sample (OS) • Duplicate (DUP)

(OS) L1213985-01 05/06/20 12:54 • (DUP) R3525179-3 05/06/20 13:07

Analyte	Original Result	DUP Result	Dilution	DUP RPD	DUP Qualifier	DUP RPD Limits
	mg/l	mg/l		%		%
Methane	ND	ND	1	0.000		20
Ethane		ND	1	0.000		20
Propane		ND	1	0.000		20

L1214043-12 Original Sample (OS) • Duplicate (DUP)

(OS) L1214043-12 05/06/20 13:41 • (DUP) R3525179-4 05/06/20 13:43

Analyte	Original Result	DUP Result	Dilution	DUP RPD	DUP Qualifier	DUP RPD Limits
	mg/l	mg/l		%		%
Methane	ND	ND	1	0.000		20
Ethane		ND	1	0.000		20
Propane		ND	1	0.000		20

Laboratory Control Sample (LCS) • Laboratory Control Sample Duplicate (LCSD)

(LCS) R3525179-1 05/06/20 11:44 • (LCSD) R3525179-5 05/06/20 13:46

Analyte	Spike Amount	LCS Result	LCSD Result	LCS Rec.	LCSD Rec.	Rec. Limits	LCS Qualifier	LCSD Qualifier	RPD	RPD Limits
	mg/l	mg/l	mg/l	%	%	%			%	%
Methane	0.0678	0.0639	0.0622	94.2	91.7	85.0-115			2.70	20
Ethane	0.129	0.119	0.119	92.2	92.2	85.0-115			0.000	20
Propane	0.186	0.175	0.175	94.1	94.1	85.0-115			0.000	20

1 Cp

2 Tc

3 Ss

4 Cn

5 Sr

6 Qc

7 Gl

8 Al

9 Sc



Method Blank (MB)

(MB) R3524522-1 05/04/20 02:31

Analyte	MB Result mg/l	MB Qualifier	MB MDL mg/l	MB RDL mg/l
TPH (GC/FID) High Fraction	U		0.0247	0.500
<i>(S) o-Terphenyl</i>	73.5			31.0-160

1 Cp

2 Tc

3 Ss

4 Cn

Laboratory Control Sample (LCS) • Laboratory Control Sample Duplicate (LCSD)

(LCS) R3524522-2 05/04/20 02:56 • (LCSD) R3524522-3 05/04/20 03:22

Analyte	Spike Amount mg/l	LCS Result mg/l	LCSD Result mg/l	LCS Rec. %	LCSD Rec. %	Rec. Limits %	LCS Qualifier	LCSD Qualifier	RPD %	RPD Limits %
TPH (GC/FID) High Fraction	1.50	1.46	1.60	97.3	107	50.0-150			9.15	20
<i>(S) o-Terphenyl</i>				87.5	88.0	31.0-160				

5 Sr

6 Qc

7 Gl

8 Al

9 Sc



Guide to Reading and Understanding Your Laboratory Report

The information below is designed to better explain the various terms used in your report of analytical results from the Laboratory. This is not intended as a comprehensive explanation, and if you have additional questions please contact your project representative.

Results Disclaimer - Information that may be provided by the customer, and contained within this report, include Permit Limits, Project Name, Sample ID, Sample Matrix, Sample Preservation, Field Blanks, Field Spikes, Field Duplicates, On-Site Data, Sampling Collection Dates/Times, and Sampling Location. Results relate to the accuracy of this information provided, and as the samples are received.

Abbreviations and Definitions

MDL	Method Detection Limit.
ND	Not detected at the Reporting Limit (or MDL where applicable).
RDL	Reported Detection Limit.
Rec.	Recovery.
RPD	Relative Percent Difference.
SDG	Sample Delivery Group.
(S)	Surrogate (Surrogate Standard) - Analytes added to every blank, sample, Laboratory Control Sample/Duplicate and Matrix Spike/Duplicate; used to evaluate analytical efficiency by measuring recovery. Surrogates are not expected to be detected in all environmental media.
U	Not detected at the Reporting Limit (or MDL where applicable).
Analyte	The name of the particular compound or analysis performed. Some Analyses and Methods will have multiple analytes reported.
Dilution	If the sample matrix contains an interfering material, the sample preparation volume or weight values differ from the standard, or if concentrations of analytes in the sample are higher than the highest limit of concentration that the laboratory can accurately report, the sample may be diluted for analysis. If a value different than 1 is used in this field, the result reported has already been corrected for this factor.
Limits	These are the target % recovery ranges or % difference value that the laboratory has historically determined as normal for the method and analyte being reported. Successful QC Sample analysis will target all analytes recovered or duplicated within these ranges.
Original Sample	The non-spiked sample in the prep batch used to determine the Relative Percent Difference (RPD) from a quality control sample. The Original Sample may not be included within the reported SDG.
Qualifier	This column provides a letter and/or number designation that corresponds to additional information concerning the result reported. If a Qualifier is present, a definition per Qualifier is provided within the Glossary and Definitions page and potentially a discussion of possible implications of the Qualifier in the Case Narrative if applicable.
Result	The actual analytical final result (corrected for any sample specific characteristics) reported for your sample. If there was no measurable result returned for a specific analyte, the result in this column may state "ND" (Not Detected) or "BDL" (Below Detectable Levels). The information in the results column should always be accompanied by either an MDL (Method Detection Limit) or RDL (Reporting Detection Limit) that defines the lowest value that the laboratory could detect or report for this analyte.
Uncertainty (Radiochemistry)	Confidence level of 2 sigma.
Case Narrative (Cn)	A brief discussion about the included sample results, including a discussion of any non-conformances to protocol observed either at sample receipt by the laboratory from the field or during the analytical process. If present, there will be a section in the Case Narrative to discuss the meaning of any data qualifiers used in the report.
Quality Control Summary (Qc)	This section of the report includes the results of the laboratory quality control analyses required by procedure or analytical methods to assist in evaluating the validity of the results reported for your samples. These analyses are not being performed on your samples typically, but on laboratory generated material.
Sample Chain of Custody (Sc)	This is the document created in the field when your samples were initially collected. This is used to verify the time and date of collection, the person collecting the samples, and the analyses that the laboratory is requested to perform. This chain of custody also documents all persons (excluding commercial shippers) that have had control or possession of the samples from the time of collection until delivery to the laboratory for analysis.
Sample Results (Sr)	This section of your report will provide the results of all testing performed on your samples. These results are provided by sample ID and are separated by the analyses performed on each sample. The header line of each analysis section for each sample will provide the name and method number for the analysis reported.
Sample Summary (Ss)	This section of the Analytical Report defines the specific analyses performed for each sample ID, including the dates and times of preparation and/or analysis.

1
Cp

2
Tc

3
Ss

4
Cn

5
Sr

6
Qc

7
Gl

8
Al

9
Sc

Qualifier	Description
E	The analyte concentration exceeds the upper limit of the calibration range of the instrument established by the initial calibration (ICAL).
J	The identification of the analyte is acceptable; the reported value is an estimate.
V	The sample concentration is too high to evaluate accurate spike recoveries.



Pace National is the only environmental laboratory accredited/certified to support your work nationwide from one location. One phone call, one point of contact, one laboratory. No other lab is as accessible or prepared to handle your needs throughout the country. Our capacity and capability from our single location laboratory is comparable to the collective totals of the network laboratories in our industry. The most significant benefit to our one location design is the design of our laboratory campus. The model is conducive to accelerated productivity, decreasing turn-around time, and preventing cross contamination, thus protecting sample integrity. Our focus on premium quality and prompt service allows us to be YOUR LAB OF CHOICE.

* Not all certifications held by the laboratory are applicable to the results reported in the attached report.
 * Accreditation is only applicable to the test methods specified on each scope of accreditation held by Pace National.

State Accreditations

Alabama	40660	Nebraska	NE-OS-15-05
Alaska	17-026	Nevada	TN-03-2002-34
Arizona	AZ0612	New Hampshire	2975
Arkansas	88-0469	New Jersey-NELAP	TN002
California	2932	New Mexico ¹	n/a
Colorado	TN00003	New York	11742
Connecticut	PH-0197	North Carolina	Env375
Florida	E87487	North Carolina ¹	DW21704
Georgia	NELAP	North Carolina ³	41
Georgia ¹	923	North Dakota	R-140
Idaho	TN00003	Ohio-VAP	CL0069
Illinois	200008	Oklahoma	9915
Indiana	C-TN-01	Oregon	TN200002
Iowa	364	Pennsylvania	68-02979
Kansas	E-10277	Rhode Island	LA000356
Kentucky ^{1,6}	90010	South Carolina	84004
Kentucky ²	16	South Dakota	n/a
Louisiana	AI30792	Tennessee ^{1,4}	2006
Louisiana ¹	LA180010	Texas	T104704245-18-15
Maine	TN0002	Texas ⁵	LAB0152
Maryland	324	Utah	TN00003
Massachusetts	M-TN003	Vermont	VT2006
Michigan	9958	Virginia	460132
Minnesota	047-999-395	Washington	C847
Mississippi	TN00003	West Virginia	233
Missouri	340	Wisconsin	9980939910
Montana	CERT0086	Wyoming	A2LA

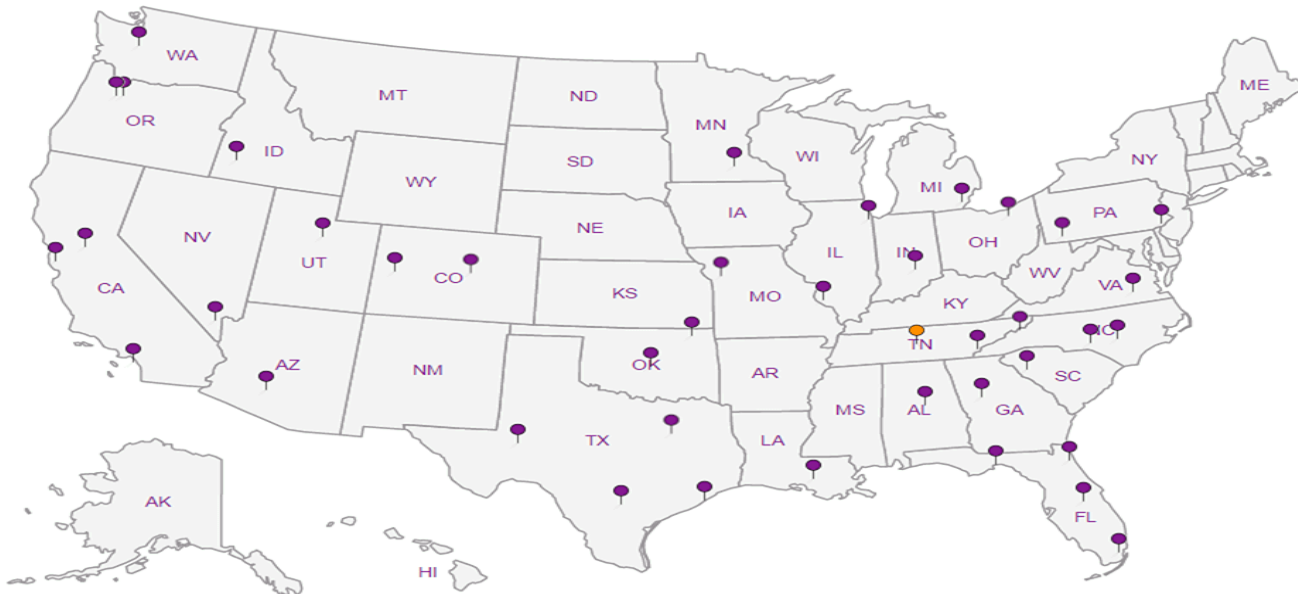
Third Party Federal Accreditations

A2LA – ISO 17025	1461.01	AIHA-LAP,LLC EMLAP	100789
A2LA – ISO 17025 ⁵	1461.02	DOD	1461.01
Canada	1461.01	USDA	P330-15-00234
EPA-Crypto	TN00003		

¹ Drinking Water ² Underground Storage Tanks ³ Aquatic Toxicity ⁴ Chemical/Microbiological ⁵ Mold ⁶ Wastewater n/a Accreditation not applicable

Our Locations

Pace National has sixty-four client support centers that provide sample pickup and/or the delivery of sampling supplies. If you would like assistance from one of our support offices, please contact our main office. Pace National performs all testing at our central laboratory.



1 Cp

2 Tc

3 Ss

4 Cn

5 Sr

6 Qc

7 Gl

8 Al

9 Sc

Pace Analytical National Center for Testing & Innovation
Cooler Receipt Form

Client:	URSARCO	L1213673		
Cooler Received/Opened On:	4 13 th 20	Temperature:	Oil	
Received By:	Lakeacher Webster			
Signature:	<i>L. Webster</i>			
		NP	Yes	No
Receipt Check List				
COC Seal Present / Intact?		/		
COC Signed / Accurate?			/	
Bottles arrive intact?			/	
Correct bottles used?			/	
Sufficient volume sent?				
If Applicable			/	
VOA Zero headspace?			/	
Preservation Correct / Checked?				