




C-H-M #1A Flowline

Write a description for your map.

Legend

-  40°39.366, -104°12.503
-  State #1 A
-  State #1 SWD

