

The results set forth herein are provided by SGS North America Inc.

e-Hardcopy 2.0
Automated Report

Technical Report for

Kerr-McGee Oil & Gas Onshore LP

GWA_NGL_Water_Well

FID:755053 Reg:Vol. Freq.:Q3

SGS Job Number: DA18026

Sampling Date: 07/25/19



Report to:

Kerr-McGee Oil & Gas Onshore LP
112 High Street
Buffalo, WY 82834
tanya.cude@absarokasolutions.com; AnadarkoDataMngt@ghd.com;
joel.mason@absarokasolutions.com; max.moran@absarokasolutions.com
ATTN: Tanya Cude

Total number of pages in report: 52



Test results contained within this data package meet the requirements of the National Environmental Laboratory Accreditation Program and/or state specific certification programs as applicable.

Scott Heideman
Laboratory Director

Client Service contact: Carissa Cumine 303-425-6021

Certifications: CO (CO00049), NE (NE-OS-06-04), ND (R-027), OK (D9942), UT (NELAP CO00049), LA (LA150028), TX (T104704511), WY (8TMS-L)

This report shall not be reproduced, except in its entirety, without the written approval of SGS.
Test results relate only to samples analyzed.

Table of Contents

-1-

Section 1: Sample Summary	3
Section 2: Case Narrative/Conformance Summary	4
Section 3: Summary of Hits	7
Section 4: Sample Results	8
4.1: DA18026-1: BW_NGL_78801_F_R SESE_30_3N_65W	9
4.2: DA18026-1A: BW_NGL_78801_F_R SESE_30_3N_65W	13
4.3: DA18026-1B: BW_NGL_78801_F_R SESE_30_3N_65W	14
4.4: DA18026-1F: BW_NGL_78801_F_R SESE_30_3N_65W	15
Section 5: Misc. Forms	16
5.1: Chain of Custody	17
Section 6: MS Volatiles - QC Data Summaries	19
6.1: Method Blank Summary	20
6.2: Blank Spike Summary	21
6.3: Matrix Spike/Matrix Spike Duplicate Summary	22
Section 7: GC Volatiles - QC Data Summaries	23
7.1: Method Blank Summary	24
7.2: Blank Spike Summary	26
7.3: Matrix Spike/Matrix Spike Duplicate Summary	28
Section 8: GC/LC Semi-volatiles - QC Data Summaries	30
8.1: Method Blank Summary	31
8.2: Blank Spike Summary	32
8.3: Matrix Spike/Matrix Spike Duplicate Summary	33
Section 9: Metals Analysis - QC Data Summaries	34
9.1: Prep QC MP28555: B,Ca,Fe,Mg,Mn,K,Na,Sr	35
9.2: Prep QC MP28567: Ba,Se	43
Section 10: General Chemistry - QC Data Summaries	47
10.1: Method Blank and Spike Results Summary	48
10.2: Blank Spike Duplicate Results Summary	49
10.3: Duplicate Results Summary	50
10.4: Matrix Spike Results Summary	51
10.5: Matrix Spike Duplicate Results Summary	52

1

2

3

4

5

6

7

8

9

10



Sample Summary

Kerr-McGee Oil & Gas Onshore LP

Job No: DA18026

GWA_NGL_Water_Well

Project No: FID:755053 Reg:Vol. Freq.:Q3

Sample Number	Collected		Received	Matrix		Client Sample ID
	Date	Time By		Code	Type	
DA18026-1	07/25/19	12:27 TS	07/26/19	AQ	Ground Water	BW_NGL_78801_F_R SESE_30_3N_65W
DA18026-1A	07/25/19	12:27 TS	07/26/19	AQ	Ground Water	BW_NGL_78801_F_R SESE_30_3N_65W
DA18026-1B	07/25/19	12:27 TS	07/26/19	AQ	Ground Water	BW_NGL_78801_F_R SESE_30_3N_65W
DA18026-1F	07/25/19	12:27 TS	07/26/19	AQ	Groundwater Filtered	BW_NGL_78801_F_R SESE_30_3N_65W

CASE NARRATIVE / CONFORMANCE SUMMARY

Client: Kerr-McGee Oil & Gas Onshore LP

Job No DA18026

Site: GWA_NGL_Water_Well

Report Date 8/8/2019 3:05:18 PM

On 07/26/2019, 1 sample(s), 0 Trip Blank(s), and 0 Field Blank(s) were received at SGS North America Inc. (SGS) at a temperature of 4.7 °C. The samples were intact and properly preserved, unless noted below. An SGS Job Number of DA18026 was assigned to the project. The lab sample ID, client sample ID, and date of sample collection are detailed in the report's Results Summary.

Specified quality control criteria were achieved for this job except as noted below. For more information, please refer to the analytical results and QC summary pages.

MS Volatiles By Method SW846 8260B

Matrix: AQ **Batch ID:** V7V3149

- All samples were analyzed within the recommended method holding time.
- Sample(s) DA12216-39MS, DA12216-39MSD were used as the QC samples indicated.
- All method blanks for this batch meet method specific criteria.

GC Volatiles By Method RSK175 MOD

Matrix: AQ **Batch ID:** GFB1089

- All samples were analyzed within the recommended method holding time.
- Sample(s) DA17835-1MS, DA17835-1MSD were used as the QC samples indicated.
- All method blanks for this batch meet method specific criteria.
- DA18026-1A: The pH of the sample was >2 at time of analysis.

GC Volatiles By Method SW846 8015B

Matrix: AQ **Batch ID:** GGA2261

- All samples were analyzed within the recommended method holding time.
- Sample(s) DA17835-8MS, DA17835-8MSD were used as the QC samples indicated.
- All method blanks for this batch meet method specific criteria.

GC/LC Semi-volatiles By Method SW846-8015B

Matrix: AQ **Batch ID:** OP18087

- All samples were extracted and analyzed within the recommended method holding time.
- Sample(s) DA12216-35MS, DA12216-35MSD were used as the QC samples indicated.
- All method blanks for this batch meet method specific criteria.

Metals Analysis By Method EPA 200.7

Matrix: AQ **Batch ID:** MP28555

- All samples were digested and analyzed within the recommended method holding time.
- All method blanks for this batch meet method specific criteria.
- Sample(s) DA17619-1FMS, DA17619-1FMSD were used as the QC samples for the metals analysis.
- MP28555-MB1 for Sodium: All sample results < RL or > 10x MB concentration.

Metals Analysis By Method EPA 200.8

Matrix: AQ **Batch ID:** MP28567

- All samples were digested and analyzed within the recommended method holding time.
- All method blanks for this batch meet method specific criteria.
- Sample(s) DA18072-2AMS, DA18072-2AMSD were used as the QC samples for the metals analysis.

General Chemistry By Method EPA 365.1

Matrix: AQ **Batch ID:** GP25633

- All samples were prepared and analyzed within the recommended method holding time.
- All method blanks for this batch meet method specific criteria.
- Sample(s) DA18004-2MS, DA18026-1DUP were used as the QC samples for the Phosphorus, Total analysis.

General Chemistry By Method EPA300.0/SW846 9056A

Matrix: AQ **Batch ID:** GP25584

- All samples were prepared and analyzed within the recommended method holding time.
- All method blanks for this batch meet method specific criteria.
- Sample(s) DA18017-5MS, DA18017-5MSD were used as the QC samples for the Bromide, Chloride, Fluoride, Nitrogen, Nitrate, Nitrogen, Nitrite, Sulfate, Bromide analysis.
- DA18026-1 for Nitrogen, Nitrate and Nitrogen, Nitrite: Elevated detection limit due to matrix interference.

Matrix: AQ **Batch ID:** R48600

- The data for EPA300.0/SW846 9056A meets quality control requirements.
- DA18026-1 for Nitrogen, Nitrate + Nitrite: Calculated as: (Nitrogen, Nitrate) + (Nitrogen, Nitrite)

General Chemistry By Method HACH IRB-BART

Matrix: AQ **Batch ID:** MB1209

- All samples were analyzed within the recommended method holding time.
- All method blanks for this batch meet method specific criteria.

General Chemistry By Method HACH SLYM-BART

Matrix: AQ **Batch ID:** MB1210

- All samples were analyzed within the recommended method holding time.
- All method blanks for this batch meet method specific criteria.

General Chemistry By Method HACH SRB-BART

Matrix: AQ **Batch ID:** MB1211

- All samples were analyzed within the recommended method holding time.
- All method blanks for this batch meet method specific criteria.

Summary of Hits

Job Number: DA18026
 Account: Kerr-McGee Oil & Gas Onshore LP
 Project: GWA_NGL_Water_Well
 Collected: 07/25/19



Lab Sample ID	Client Sample ID	Result/ Qual	RL	MDL	Units	Method
---------------	------------------	-----------------	----	-----	-------	--------

DA18026-1 BW_NGL_78801_F_R SESE_30_3N_65W

Alkalinity, Bicarbonate as CaCO3	504	5.0			mg/l	SM 2320B-2011
Alkalinity, Total as CaCO3	504	5.0			mg/l	SM 2320B-2011
Bromide	0.92	0.25			mg/l	EPA300.0/SW846 9056A
Cation Anion Balance	3.5				%	SM1030E-2011
Chloride	179	5.0			mg/l	EPA300.0/SW846 9056A
Fluoride	1.7	0.50			mg/l	EPA300.0/SW846 9056A
Phosphorus, Total	0.043	0.010			mg/l	EPA 365.1
Solids, Total Dissolved	1170	10			mg/l	SM 2540C-2011
Specific Conductivity	1880	1.0			umhos/cm	SM 2510B-2011
Sulfate	227	5.0			mg/l	EPA300.0/SW846 9056A
pH ^a	8.25				su	SM4500HB+ -2011/9040C
Temperature (Field)	19.6				Deg. C	FIELD
Specific Conductivity (Field)	1900	0.50			umhos/cm	FIELD
pH (Field)	8.02				su	FIELD
Turbidity	0.43				NTU	FIELD

DA18026-1A BW_NGL_78801_F_R SESE_30_3N_65W

Methane ^b	5.20	0.020	0.010		mg/l	RSK175 MOD
Ethane ^b	0.0798	0.0016	0.00080		mg/l	RSK175 MOD
Propane ^b	0.0186	0.0022	0.0011		mg/l	RSK175 MOD

DA18026-1B BW_NGL_78801_F_R SESE_30_3N_65W

Iron-Related Bacteria	2200	25			CFU/ml	HACH IRB-BART
Slime Forming Bacteria	500	500			CFU/ml	HACH SLYM-BART
Sulfate Reducing Bacteria	6000	200			CFU/ml	HACH SRB-BART

DA18026-1F BW_NGL_78801_F_R SESE_30_3N_65W

Barium	0.0539	0.0040			mg/l	EPA 200.8
Boron	0.202	0.050			mg/l	EPA 200.7
Calcium	21.8	0.40			mg/l	EPA 200.7
Iron	0.169	0.010			mg/l	EPA 200.7
Magnesium	6.52	0.20			mg/l	EPA 200.7
Manganese	0.0131	0.0050			mg/l	EPA 200.7
Potassium	3.47	1.0			mg/l	EPA 200.7
Selenium	0.0036	0.00080			mg/l	EPA 200.8
Sodium	386	0.40			mg/l	EPA 200.7
Strontium	0.558	0.0050			mg/l	EPA 200.7

- (a) Analysis performed past recommended hold time.
- (b) The pH of the sample was > 2 at time of analysis.

Sample Results

Report of Analysis

Report of Analysis

Client Sample ID: BW_NGL_78801_F_R SESE_30_3N_65W Lab Sample ID: DA18026-1 Matrix: AQ - Ground Water Method: SW846 8260B Project: GWA_NGL_Water_Well	Date Sampled: 07/25/19 Date Received: 07/26/19 Percent Solids: n/a
---	---

Run #	File ID	DF	Analyzed	By	Prep Date	Prep Batch	Analytical Batch
Run #1	7V62126.D	1	07/30/19 15:55	MB	n/a	n/a	V7V3149
Run #2							

Run #	Purge Volume
Run #1	5.0 ml
Run #2	

Purgeable Aromatics

CAS No.	Compound	Result	RL	MDL	Units	Q
71-43-2	Benzene	ND	1.0	0.50	ug/l	
108-88-3	Toluene	ND	1.0	0.50	ug/l	
100-41-4	Ethylbenzene	ND	1.0	0.50	ug/l	
1330-20-7	Xylene (total)	ND	1.0	1.0	ug/l	
	m,p-Xylene	ND	1.0	0.70	ug/l	
95-47-6	o-Xylene	ND	1.0	0.50	ug/l	

CAS No.	Surrogate Recoveries	Run# 1	Run# 2	Limits
1868-53-7	Dibromofluoromethane	91%		70-130%
17060-07-0	1,2-Dichloroethane-D4	97%		70-130%
2037-26-5	Toluene-D8	98%		70-130%
460-00-4	4-Bromofluorobenzene	98%		70-130%

ND = Not detected MDL = Method Detection Limit J = Indicates an estimated value
 RL = Reporting Limit B = Indicates analyte found in associated method blank
 E = Indicates value exceeds calibration range N = Indicates presumptive evidence of a compound

Report of Analysis

Client Sample ID: BW_NGL_78801_F_R SESE_30_3N_65W Lab Sample ID: DA18026-1 Matrix: AQ - Ground Water Method: SW846 8015B Project: GWA_NGL_Water_Well	Date Sampled: 07/25/19 Date Received: 07/26/19 Percent Solids: n/a
---	---

Run #	File ID	DF	Analyzed	By	Prep Date	Prep Batch	Analytical Batch
Run #1	GA49391.D	1	08/02/19 00:32	BB	n/a	n/a	GGA2261
Run #2							

Run #	Purge Volume
Run #1	5.0 ml
Run #2	

CAS No.	Compound	Result	RL	MDL	Units	Q
	TPH-GRO (C6-C10)	ND	0.050	0.050	mg/l	
CAS No.	Surrogate Recoveries	Run# 1	Run# 2	Limits		
120-82-1	1,2,4-Trichlorobenzene	83%		60-140%		

ND = Not detected RL = Reporting Limit E = Indicates value exceeds calibration range	MDL = Method Detection Limit J = Indicates an estimated value B = Indicates analyte found in associated method blank N = Indicates presumptive evidence of a compound
--	--

4.1
4

Report of Analysis

Client Sample ID: BW_NGL_78801_F_R SESE_30_3N_65W	Date Sampled: 07/25/19
Lab Sample ID: DA18026-1	Date Received: 07/26/19
Matrix: AQ - Ground Water	Percent Solids: n/a
Method: SW846-8015B SW846 3510C	
Project: GWA_NGL_Water_Well	

Run #	File ID	DF	Analyzed	By	Prep Date	Prep Batch	Analytical Batch
Run #1	FD64246.D	1	08/01/19 07:21	RB	07/30/19	OP18087	GFD2643
Run #2							

Run #	Initial Volume	Final Volume
Run #1	1000 ml	1.0 ml
Run #2		

CAS No.	Compound	Result	RL	MDL	Units	Q
	TPH-DRO (C10-C28)	ND	0.20	0.19	mg/l	
CAS No.	Surrogate Recoveries	Run# 1	Run# 2	Limits		
84-15-1	o-Terphenyl	86%		11-142%		

ND = Not detected MDL = Method Detection Limit J = Indicates an estimated value
 RL = Reporting Limit B = Indicates analyte found in associated method blank
 E = Indicates value exceeds calibration range N = Indicates presumptive evidence of a compound

4.1
4

Report of Analysis

Client Sample ID:	BW_NGL_78801_F_R SESE_30_3N_65W	Date Sampled:	07/25/19
Lab Sample ID:	DA18026-1	Date Received:	07/26/19
Matrix:	AQ - Ground Water	Percent Solids:	n/a
Project:	GWA_NGL_Water_Well		

General Chemistry

Analyte	Result	RL	Units	DF	Analyzed	By	Method
Alkalinity, Bicarbonate as CaC	504	5.0	mg/l	1	08/01/19	PV	SM 2320B-2011
Alkalinity, Carbonate	< 5.0	5.0	mg/l	1	08/01/19	PV	SM 2320B-2011
Alkalinity, Total as CaCO3	504	5.0	mg/l	1	08/01/19	PV	SM 2320B-2011
Bromide	0.92	0.25	mg/l	5	07/26/19 19:40	JB	EPA300.0/SW846 9056A
Cation Anion Balance	3.5		%	1	08/02/19	KM	SM1030E-2011
Chloride	179	5.0	mg/l	10	07/26/19 19:54	JB	EPA300.0/SW846 9056A
Fluoride	1.7	0.50	mg/l	5	07/26/19 19:40	JB	EPA300.0/SW846 9056A
Nitrogen, Nitrate ^a	< 0.050	0.050	mg/l	5	07/26/19 19:40	JB	EPA300.0/SW846 9056A
Nitrogen, Nitrate + Nitrite ^b	< 0.070	0.070	mg/l	1	07/26/19 19:40	JB	EPA300.0/SW846 9056A
Nitrogen, Nitrite ^a	< 0.020	0.020	mg/l	5	07/26/19 19:40	JB	EPA300.0/SW846 9056A
Phosphorus, Total	0.043	0.010	mg/l	1	08/03/19 13:33	AM	EPA 365.1
Solids, Total Dissolved	1170	10	mg/l	1	07/29/19	AK	SM 2540C-2011
Specific Conductivity	1880	1.0	umhos/cm	1	08/01/19 14:00	PV	SM 2510B-2011
Sulfate	227	5.0	mg/l	10	07/26/19 19:54	JB	EPA300.0/SW846 9056A
pH ^c	8.25		su	1	08/01/19 14:15	PV	SM4500HB+ -2011/9040C

Field Parameters

Oxygen, Dissolved (Field)	0		mg/l	1	07/30/19	SUB	FIELD
Redox Potential Vs H2	-208.7		mv	1	07/30/19	SUB	FIELD
Specific Conductivity (Field)	1900	0.50	umhos/cm	1	07/30/19	SUB	FIELD
Temperature (Field)	19.6		Deg. C	1	07/30/19	SUB	FIELD
Turbidity	0.43		NTU	1	07/30/19	SUB	FIELD
pH (Field)	8.02		su	1	07/30/19	SUB	FIELD

(a) Elevated detection limit due to matrix interference.

(b) Calculated as: (Nitrogen, Nitrate) + (Nitrogen, Nitrite)

(c) Analysis performed past recommended hold time.

RL = Reporting Limit

Report of Analysis

Client Sample ID: BW_NGL_78801_F_R SESE_30_3N_65W	Date Sampled: 07/25/19
Lab Sample ID: DA18026-1A	Date Received: 07/26/19
Matrix: AQ - Ground Water	Percent Solids: n/a
Method: RSK175 MOD	
Project: GWA_NGL_Water_Well	

Run #	File ID	DF	Analyzed	By	Prep Date	Prep Batch	Analytical Batch
Run #1 ^a	FB23844.D	1	07/31/19 16:47	BB	n/a	n/a	GFB1089
Run #2 ^a	FB23843.D	25	07/31/19 16:36	BB	n/a	n/a	GFB1089

Run #	Initial Volume	Headspace Volume	Volume Injected	Temperature
Run #1	39.0 ml	4.0 ml	500 ul	21.6 Deg. C
Run #2	39.0 ml	4.0 ml	500 ul	21.6 Deg. C

Methane, Ethane and Propane

CAS No.	Compound	Result	RL	MDL	Units	Q
74-82-8	Methane	5.20 ^b	0.020	0.010	mg/l	
74-84-0	Ethane	0.0798	0.0016	0.00080	mg/l	
74-98-6	Propane	0.0186	0.0022	0.0011	mg/l	

(a) The pH of the sample was > 2 at time of analysis.

(b) Result is from Run# 2

ND = Not detected MDL = Method Detection Limit J = Indicates an estimated value
 RL = Reporting Limit B = Indicates analyte found in associated method blank
 E = Indicates value exceeds calibration range N = Indicates presumptive evidence of a compound

4.2
4

Report of Analysis

Client Sample ID: BW_NGL_78801_F_R SESE_30_3N_65W	Date Sampled: 07/25/19
Lab Sample ID: DA18026-1B	Date Received: 07/26/19
Matrix: AQ - Ground Water	Percent Solids: n/a
Project: GWA_NGL_Water_Well	

General Chemistry

Analyte	Result	RL	Units	DF	Analyzed	By	Method
Iron-Related Bacteria	2200	25	CFU/ml	1	07/29/19 15:00	SK	HACH IRB-BART
Slime Forming Bacteria	500	500	CFU/ml	1	07/29/19 15:00	SK	HACH SLYM-BART
Sulfate Reducing Bacteria	6000	200	CFU/ml	1	07/29/19 15:00	SK	HACH SRB-BART

RL = Reporting Limit

Report of Analysis

Client Sample ID: BW_NGL_78801_F_R SESE_30_3N_65W Lab Sample ID: DA18026-1F Matrix: AQ - Groundwater Filtered Project: GWA_NGL_Water_Well	Date Sampled: 07/25/19 Date Received: 07/26/19 Percent Solids: n/a
--	---

Dissolved Metals Analysis

Analyte	Result	RL	Units	DF	Prep	Analyzed By	Method	Prep Method
Barium	0.0539	0.0040	mg/l	2	07/31/19	07/31/19 JM	EPA 200.8 ²	EPA 200.8 ⁴
Boron	0.202	0.050	mg/l	1	07/29/19	07/30/19 JM	EPA 200.7 ¹	EPA 200.7 ³
Calcium	21.8	0.40	mg/l	1	07/29/19	07/30/19 JM	EPA 200.7 ¹	EPA 200.7 ³
Iron	0.169	0.010	mg/l	1	07/29/19	07/30/19 JM	EPA 200.7 ¹	EPA 200.7 ³
Magnesium	6.52	0.20	mg/l	1	07/29/19	07/30/19 JM	EPA 200.7 ¹	EPA 200.7 ³
Manganese	0.0131	0.0050	mg/l	1	07/29/19	07/30/19 JM	EPA 200.7 ¹	EPA 200.7 ³
Potassium	3.47	1.0	mg/l	1	07/29/19	07/30/19 JM	EPA 200.7 ¹	EPA 200.7 ³
Selenium	0.0036	0.00080	mg/l	2	07/31/19	07/31/19 JM	EPA 200.8 ²	EPA 200.8 ⁴
Sodium	386	0.40	mg/l	1	07/29/19	07/30/19 JM	EPA 200.7 ¹	EPA 200.7 ³
Strontium	0.558	0.0050	mg/l	1	07/29/19	07/30/19 JM	EPA 200.7 ¹	EPA 200.7 ³

- (1) Instrument QC Batch: MA11618
- (2) Instrument QC Batch: MA11626
- (3) Prep QC Batch: MP28555
- (4) Prep QC Batch: MP28567

RL = Reporting Limit

4.4
4

Misc. Forms

Custody Documents and Other Forms

Includes the following where applicable:

- Chain of Custody



CHAIN OF CUSTODY

4036 Youngfield Street, Wheat Ridge, CO 80033
TEL: 303-425-6021 FAX: 303-425-6854
www.accutest.com

Table with 2 columns: Bottle Order Control #, FED-EX Tracking #; SGS Quote #, SGS Job # DA18026

Main form containing Client/Reporting Information, Project Information, Requested Analysis, Matrix Codes, Collection table, Data Deliverable Information, and Sample Custody tracking.

5.1 5

DA18026: Chain of Custody

Page 1 of 2



SGS Accutest Sample Receipt Summary

Job Number: DA18026

Client: ABSAROKA SOLUTIONS

Project: GWA_NGL_WATER_WELL

Date / Time Received: 7/26/2019 2:00:00 PM

Delivery Method: _____

Airbill #'s: CO

Cooler Temps (Initial/Adjusted): 0

Cooler Security

Y or N

Y or N

- | | | | | | |
|---------------------------|-------------------------------------|--------------------------|-----------------------|-------------------------------------|--------------------------|
| 1. Custody Seals Present: | <input checked="" type="checkbox"/> | <input type="checkbox"/> | 3. COC Present: | <input checked="" type="checkbox"/> | <input type="checkbox"/> |
| 2. Custody Seals Intact: | <input checked="" type="checkbox"/> | <input type="checkbox"/> | 4. Smpl Dates/Time OK | <input checked="" type="checkbox"/> | <input type="checkbox"/> |

Cooler Temperature

Y or N

- | | | |
|------------------------------|-------------------------------------|--------------------------|
| 1. Temp criteria achieved: | <input checked="" type="checkbox"/> | <input type="checkbox"/> |
| 2. Cooler temp verification: | _____ ; _____ | |
| 3. Cooler media: | _____ Ice (Bag) _____ | |
| 4. No. Coolers: | _____ 1 _____ | |

Quality Control Preservation

Y or N

N/A

- | | | | |
|---------------------------------|-------------------------------------|--------------------------|--------------------------|
| 1. Trip Blank present / cooler: | <input checked="" type="checkbox"/> | <input type="checkbox"/> | <input type="checkbox"/> |
| 2. Trip Blank listed on COC: | <input checked="" type="checkbox"/> | <input type="checkbox"/> | <input type="checkbox"/> |
| 3. Samples preserved properly: | <input checked="" type="checkbox"/> | <input type="checkbox"/> | |
| 4. VOCs headspace free: | <input checked="" type="checkbox"/> | <input type="checkbox"/> | <input type="checkbox"/> |

Sample Integrity - Documentation

Y or N

- | | | |
|--|-------------------------------------|--------------------------|
| 1. Sample labels present on bottles: | <input checked="" type="checkbox"/> | <input type="checkbox"/> |
| 2. Container labeling complete: | <input checked="" type="checkbox"/> | <input type="checkbox"/> |
| 3. Sample container label / COC agree: | <input checked="" type="checkbox"/> | <input type="checkbox"/> |

Sample Integrity - Condition

Y or N

- | | | |
|----------------------------------|-------------------------------------|--------------------------|
| 1. Sample recvd within HT: | <input checked="" type="checkbox"/> | <input type="checkbox"/> |
| 2. All containers accounted for: | <input checked="" type="checkbox"/> | <input type="checkbox"/> |
| 3. Condition of sample: | _____ Intact _____ | |

Sample Integrity - Instructions

Y or N

N/A

- | | | | |
|---|-------------------------------------|-------------------------------------|-------------------------------------|
| 1. Analysis requested is clear: | <input checked="" type="checkbox"/> | <input type="checkbox"/> | |
| 2. Bottles received for unspecified tests | <input type="checkbox"/> | <input checked="" type="checkbox"/> | |
| 3. Sufficient volume recvd for analysis: | <input checked="" type="checkbox"/> | <input type="checkbox"/> | |
| 4. Compositing instructions clear: | <input type="checkbox"/> | <input type="checkbox"/> | <input checked="" type="checkbox"/> |
| 5. Filtering instructions clear: | <input type="checkbox"/> | <input type="checkbox"/> | <input checked="" type="checkbox"/> |

Comments

5.1
5

MS Volatiles

QC Data Summaries

Includes the following where applicable:

- Method Blank Summaries
- Blank Spike Summaries
- Matrix Spike and Duplicate Summaries

Method Blank Summary

Job Number: DA18026
Account: ANADACOD Kerr-McGee Oil & Gas Onshore LP
Project: GWA_NGL_Water_Well

Sample	File ID	DF	Analyzed	By	Prep Date	Prep Batch	Analytical Batch
V7V3149-MB	7V62107.D	1	07/30/19	MB	n/a	n/a	V7V3149

The QC reported here applies to the following samples:

Method: SW846 8260B

DA18026-1

CAS No.	Compound	Result	RL	MDL	Units	Q
71-43-2	Benzene	ND	1.0	0.50	ug/l	
100-41-4	Ethylbenzene	ND	1.0	0.50	ug/l	
108-88-3	Toluene	ND	1.0	0.50	ug/l	
	m,p-Xylene	ND	1.0	0.70	ug/l	
95-47-6	o-Xylene	ND	1.0	0.50	ug/l	
1330-20-7	Xylene (total)	ND	1.0	1.0	ug/l	

CAS No.	Surrogate Recoveries	Limits
1868-53-7	Dibromofluoromethane	87% 70-130%
17060-07-0	1,2-Dichloroethane-D4	95% 70-130%
2037-26-5	Toluene-D8	99% 70-130%
460-00-4	4-Bromofluorobenzene	96% 70-130%

Blank Spike Summary

Job Number: DA18026
 Account: ANADACOD Kerr-McGee Oil & Gas Onshore LP
 Project: GWA_NGL_Water_Well

Sample	File ID	DF	Analyzed	By	Prep Date	Prep Batch	Analytical Batch
V7V3149-BS	7V62105.D	1	07/30/19	MB	n/a	n/a	V7V3149

The QC reported here applies to the following samples:

Method: SW846 8260B

DA18026-1

CAS No.	Compound	Spike ug/l	BSP ug/l	BSP %	Limits
71-43-2	Benzene	50	50.0	100	70-130
100-41-4	Ethylbenzene	50	50.9	102	69-130
108-88-3	Toluene	50	50.4	101	70-130
	m,p-Xylene	100	104	104	70-130
95-47-6	o-Xylene	50	51.2	102	70-130
1330-20-7	Xylene (total)	150	156	104	70-130

CAS No.	Surrogate Recoveries	BSP	Limits
1868-53-7	Dibromofluoromethane	91%	70-130%
17060-07-0	1,2-Dichloroethane-D4	98%	70-130%
2037-26-5	Toluene-D8	100%	70-130%
460-00-4	4-Bromofluorobenzene	100%	70-130%

* = Outside of Control Limits.

Matrix Spike/Matrix Spike Duplicate Summary

Job Number: DA18026
 Account: ANADACOD Kerr-McGee Oil & Gas Onshore LP
 Project: GWA_NGL_Water_Well

Sample	File ID	DF	Analyzed	By	Prep Date	Prep Batch	Analytical Batch
DA12216-39MS	7V62108.D	1	07/30/19	MB	n/a	n/a	V7V3149
DA12216-39MSD	7V62109.D	1	07/30/19	MB	n/a	n/a	V7V3149
DA12216-39	7V62110.D	1	07/30/19	MB	n/a	n/a	V7V3149

The QC reported here applies to the following samples:

Method: SW846 8260B

DA18026-1

CAS No.	Compound	DA12216-39 Spike		MS	MS	Spike	MSD	MSD	RPD	Limits
		ug/l	Q	ug/l	ug/l	%	ug/l	ug/l		%
71-43-2	Benzene	ND	50	49.7	99	50	47.5	95	5	67-130/30
100-41-4	Ethylbenzene	ND	50	51.4	103	50	47.9	96	7	69-130/30
108-88-3	Toluene	ND	50	50.8	102	50	48.0	96	6	70-130/30
	m,p-Xylene	ND	100	104	104	100	98.1	98	6	70-130/30
95-47-6	o-Xylene	ND	50	51.1	102	50	47.9	96	6	70-130/30
1330-20-7	Xylene (total)	ND	150	155	103	150	146	97	6	67-130/30

CAS No.	Surrogate Recoveries	MS	MSD	DA12216-39	Limits
1868-53-7	Dibromofluoromethane	89%	94%	89%	70-130%
17060-07-0	1,2-Dichloroethane-D4	97%	102%	98%	70-130%
2037-26-5	Toluene-D8	99%	98%	98%	70-130%
460-00-4	4-Bromofluorobenzene	102%	102%	94%	70-130%

* = Outside of Control Limits.

GC Volatiles

QC Data Summaries

Includes the following where applicable:

- Method Blank Summaries
- Blank Spike Summaries
- Matrix Spike and Duplicate Summaries

Method Blank Summary

Job Number: DA18026
Account: ANADACOD Kerr-McGee Oil & Gas Onshore LP
Project: GWA_NGL_Water_Well

Sample	File ID	DF	Analyzed	By	Prep Date	Prep Batch	Analytical Batch
GGA2261-MB	GA49372.D	1	08/01/19	BB	n/a	n/a	GGA2261

The QC reported here applies to the following samples:

Method: SW846 8015B

DA18026-1

CAS No.	Compound	Result	RL	MDL	Units	Q
	TPH-GRO (C6-C10)	ND	0.050	0.050	mg/l	

CAS No.	Surrogate Recoveries	Limits
120-82-1	1,2,4-Trichlorobenzene	80% 60-140%

7.1.1
7

Method Blank Summary

Job Number: DA18026
Account: ANADACOD Kerr-McGee Oil & Gas Onshore LP
Project: GWA_NGL_Water_Well

Sample	File ID	DF	Analyzed	By	Prep Date	Prep Batch	Analytical Batch
GFB1089-MB	FB23832.D	1	07/31/19	BB	n/a	n/a	GFB1089

The QC reported here applies to the following samples:

Method: RSK175 MOD

DA18026-1A

CAS No.	Compound	Result	RL	MDL	Units	Q
74-82-8	Methane	ND	0.00080	0.00040	mg/l	
74-84-0	Ethane	ND	0.0016	0.00080	mg/l	
74-98-6	Propane	ND	0.0022	0.0011	mg/l	

7.1.2

7

Blank Spike Summary

Job Number: DA18026
 Account: ANADACOD Kerr-McGee Oil & Gas Onshore LP
 Project: GWA_NGL_Water_Well

Sample	File ID	DF	Analyzed	By	Prep Date	Prep Batch	Analytical Batch
GGA2261-BS	GA49374.D	1	08/01/19	BB	n/a	n/a	GGA2261

The QC reported here applies to the following samples:

Method: SW846 8015B

DA18026-1

CAS No.	Compound	Spike mg/l	BSP mg/l	BSP %	Limits
	TPH-GRO (C6-C10)	2.2	2.58	117	51-130

CAS No.	Surrogate Recoveries	BSP	Limits
120-82-1	1,2,4-Trichlorobenzene	132%	60-140%

* = Outside of Control Limits.

Blank Spike Summary

Job Number: DA18026
Account: ANADACOD Kerr-McGee Oil & Gas Onshore LP
Project: GWA_NGL_Water_Well

Sample	File ID	DF	Analyzed	By	Prep Date	Prep Batch	Analytical Batch
GFB1089-BS	FB23833.D	10	07/31/19	BB	n/a	n/a	GFB1089

The QC reported here applies to the following samples:

Method: RSK175 MOD

DA18026-1A

CAS No.	Compound	Spike mg/l	BSP mg/l	BSP %	Limits
74-82-8	Methane	0.512	0.518	101	70-133
74-84-0	Ethane	0.923	1.07	116	70-137
74-98-6	Propane	1.38	1.60	116	70-137

7.2.2

7

* = Outside of Control Limits.

Matrix Spike/Matrix Spike Duplicate Summary

Job Number: DA18026
 Account: ANADACOD Kerr-McGee Oil & Gas Onshore LP
 Project: GWA_NGL_Water_Well

Sample	File ID	DF	Analyzed	By	Prep Date	Prep Batch	Analytical Batch
DA17835-8MS	GA49375.D	1	08/01/19	BB	n/a	n/a	GGA2261
DA17835-8MSD	GA49376.D	1	08/01/19	BB	n/a	n/a	GGA2261
DA17835-8	GA49377.D	1	08/01/19	BB	n/a	n/a	GGA2261

The QC reported here applies to the following samples:

Method: SW846 8015B

DA18026-1

CAS No.	Compound	DA17835-8 mg/l	Spike Q	MS mg/l	MS %	Spike mg/l	MSD mg/l	MSD %	RPD	Limits Rec/RPD
	TPH-GRO (C6-C10)	ND	2.2	2.22	101	2.2	2.28	104	3	40-132/30

CAS No.	Surrogate Recoveries	MS	MSD	DA17835-8	Limits
120-82-1	1,2,4-Trichlorobenzene	81%	82%	85%	60-140%

* = Outside of Control Limits.

Matrix Spike/Matrix Spike Duplicate Summary

Job Number: DA18026
 Account: ANADACOD Kerr-McGee Oil & Gas Onshore LP
 Project: GWA_NGL_Water_Well

Sample	File ID	DF	Analyzed	By	Prep Date	Prep Batch	Analytical Batch
DA17835-1MS	FB23834.D	10	07/31/19	BB	n/a	n/a	GFB1089
DA17835-1MSD	FB23835.D	10	07/31/19	BB	n/a	n/a	GFB1089
DA17835-1	FB23836.D	1	07/31/19	BB	n/a	n/a	GFB1089

The QC reported here applies to the following samples:

Method: RSK175 MOD

DA18026-1A

CAS No.	Compound	DA17835-1		Spike mg/l	MS mg/l	MS %	Spike mg/l	MSD mg/l	MSD %	RPD	Limits Rec/RPD
		mg/l	Q								
74-82-8	Methane	0.00079	J	0.512	0.521	102	0.512	0.517	101	1	15-196/30
74-84-0	Ethane	ND		0.923	1.08	117	0.923	1.07	116	1	53-144/30
74-98-6	Propane	ND		1.38	1.61	117	1.38	1.60	116	1	54-144/30

* = Outside of Control Limits.

GC/LC Semi-volatiles

QC Data Summaries

Includes the following where applicable:

- Method Blank Summaries
- Blank Spike Summaries
- Matrix Spike and Duplicate Summaries

Method Blank Summary

Job Number: DA18026
Account: ANADACOD Kerr-McGee Oil & Gas Onshore LP
Project: GWA_NGL_Water_Well

Sample	File ID	DF	Analyzed	By	Prep Date	Prep Batch	Analytical Batch
OP18087-MB	FD64200.D	1	07/30/19	RB	07/30/19	OP18087	GFD2643

The QC reported here applies to the following samples:

Method: SW846-8015B

DA18026-1

CAS No.	Compound	Result	RL	MDL	Units	Q
	TPH-DRO (C10-C28)	ND	0.20	0.19	mg/l	

CAS No.	Surrogate Recoveries	Limits
84-15-1	o-Terphenyl	56% 11-142%

8.1.1

8

Blank Spike Summary

Job Number: DA18026
Account: ANADACOD Kerr-McGee Oil & Gas Onshore LP
Project: GWA_NGL_Water_Well

Sample	File ID	DF	Analyzed	By	Prep Date	Prep Batch	Analytical Batch
OP18087-BS	FD64201.D	1	07/30/19	RB	07/30/19	OP18087	GFD2643

The QC reported here applies to the following samples:

Method: SW846-8015B

DA18026-1

CAS No.	Compound	Spike mg/l	BSP mg/l	BSP %	Limits
	TPH-DRO (C10-C28)	5	2.49	50	22-130

CAS No.	Surrogate Recoveries	BSP	Limits
84-15-1	o-Terphenyl	56%	11-142%

8.2.1
8

* = Outside of Control Limits.

Matrix Spike/Matrix Spike Duplicate Summary

Job Number: DA18026
 Account: ANADACOD Kerr-McGee Oil & Gas Onshore LP
 Project: GWA_NGL_Water_Well

Sample	File ID	DF	Analyzed	By	Prep Date	Prep Batch	Analytical Batch
OP18087-MS	FD64202.D	1	07/30/19	RB	07/30/19	OP18087	GFD2643
OP18087-MSD	FD64203.D	1	07/30/19	RB	07/30/19	OP18087	GFD2643
DA12216-35	FD64204.D	1	07/30/19	RB	07/30/19	OP18087	GFD2643

The QC reported here applies to the following samples:

Method: SW846-8015B

DA18026-1

CAS No.	Compound	DA12216-35 Spike mg/l	MS mg/l	MS %	Spike mg/l	MSD mg/l	MSD %	RPD	Limits Rec/RPD
	TPH-DRO (C10-C28)	ND	5	2.83	57	5	2.95	59	4 22-130/30

CAS No.	Surrogate Recoveries	MS	MSD	DA12216-35 Limits
84-15-1	o-Terphenyl	61%	62%	66% 11-142%

8.3.1
8

* = Outside of Control Limits.

Metals Analysis

QC Data Summaries

Includes the following where applicable:

- Method Blank Summaries
- Matrix Spike and Duplicate Summaries
- Blank Spike and Lab Control Sample Summaries
- Serial Dilution Summaries

BLANK RESULTS SUMMARY
Part 2 - Method Blanks

Login Number: DA18026
Account: ANADACOD - Kerr-McGee Oil & Gas Onshore LP
Project: GWA_NGL_Water_Well

QC Batch ID: MP28555
Matrix Type: AQUEOUS

Methods: EPA 200.7
Units: ug/l

Prep Date: 07/29/19

Metal	RL	IDL	MDL	MB raw	final
Aluminum	100	46	30		
Antimony	30	14	10		
Arsenic	25	22	7		
Barium	10	.3	2		
Beryllium	10	1	1.3		
Boron	50	3.3	7.4	3.3	<50
Cadmium	10	1.9	1.6		
Calcium	400	6.6	53	40.6	<400
Chromium	10	1.1	1.7		
Cobalt	5.0	2.7	2.3		
Copper	10	4.6	2.3		
Iron	10	8.9	3.1	3.1	<10
Lead	50	13	6.3		
Lithium	5.0	.6	4		
Magnesium	200	50	31	3.6	<200
Manganese	5.0	.5	1.1	0.20	<5.0
Molybdenum	10	8.5	4.3		
Nickel	30	6.2	6.1		
Phosphorus	100	91	24		
Potassium	1000	84	250	-14	<1000
Selenium	50	30	21		
Silicon	50	41	45		
Silver	30	.6	4		
Sodium	400	13	51	332	* (a)
Strontium	5.0	.1	.6	0.20	<5.0
Thallium	10	17	7.5		
Tin	60	41	51		
Titanium	10	.5	1.9		
Uranium	50	3.9	8.5		
Vanadium	10	.9	.7		
Zinc	30	9	3.8		

Associated samples MP28555: DA18026-1F

Results < IDL are shown as zero for calculation purposes
(*) Outside of QC limits

BLANK RESULTS SUMMARY
Part 2 - Method Blanks

Login Number: DA18026
Account: ANADACOD - Kerr-McGee Oil & Gas Onshore LP
Project: GWA_NGL_Water_Well


QC Batch ID: MP28555
Matrix Type: AQUEOUS

Methods: EPA 200.7
Units: ug/l

Prep Date: 07/29/19

Metal	RL	IDL	MDL	MB raw	final
-------	----	-----	-----	-----------	-------

(anr) Analyte not requested
(a) All sample results < RL or > 10x MB concentration.



9.1.1
9

MATRIX SPIKE AND DUPLICATE RESULTS SUMMARY

Login Number: DA18026
 Account: ANADACOD - Kerr-McGee Oil & Gas Onshore LP
 Project: GWA_NGL_Water_Well

QC Batch ID: MP28555
 Matrix Type: AQUEOUS

Methods: EPA 200.7
 Units: ug/l

Prep Date: 07/29/19

Metal	DA17619-1F Original MS		SpikeLot ICPAL2	% Rec	QC Limits
Aluminum	anr				
Antimony	anr				
Arsenic	anr				
Barium	anr				
Beryllium	anr				
Boron	259	1350	1000	109.1	70-130
Cadmium	anr				
Calcium	107000	129000	25000	88.0	70-130
Chromium	anr				
Cobalt	anr				
Copper	anr				
Iron	69.0	5140	5000	101.4	70-130
Lead	anr				
Lithium					
Magnesium	35600	56600	25000	90.0	70-130
Manganese	10.3	511	500	100.1	70-130
Molybdenum	anr				
Nickel	anr				
Phosphorus					
Potassium	12400	40200	25000	110.4	70-130
Selenium	anr				
Silicon					
Silver	anr				
Sodium	104000	133000	25000	100.0	70-130
Strontium	1040	1530	500	98.0	70-130
Thallium	anr				
Tin					
Titanium	anr				
Uranium					
Vanadium	anr				
Zinc	anr				

Associated samples MP28555: DA18026-1F

Results < IDL are shown as zero for calculation purposes
 (*) Outside of QC limits

9.1.2
 9

MATRIX SPIKE AND DUPLICATE RESULTS SUMMARY

Login Number: DA18026
Account: ANADACOD - Kerr-McGee Oil & Gas Onshore LP
Project: GWA_NGL_Water_Well


QC Batch ID: MP28555
Matrix Type: AQUEOUS

Methods: EPA 200.7
Units: ug/l

Prep Date: 07/29/19

Metal	DA17619-1F Original MS	SpikeLot ICPALL2	% Rec	QC Limits
-------	---------------------------	---------------------	-------	--------------

(N) Matrix Spike Rec. outside of QC limits
(anr) Analyte not requested



MATRIX SPIKE AND DUPLICATE RESULTS SUMMARY

Login Number: DA18026
 Account: ANADACOD - Kerr-McGee Oil & Gas Onshore LP
 Project: GWA_NGL_Water_Well

QC Batch ID: MP28555
 Matrix Type: AQUEOUS

Methods: EPA 200.7
 Units: ug/l

Prep Date: 07/29/19

Metal	DA17619-1F Original MSD	Spikelot ICPAL2	% Rec	MSD RPD	QC Limit	
Aluminum	anr					
Antimony	anr					
Arsenic	anr					
Barium	anr					
Beryllium	anr					
Boron	259	1360	1000	110.1	0.7	20
Cadmium	anr					
Calcium	107000	133000	25000	104.0	3.1	20
Chromium	anr					
Cobalt	anr					
Copper	anr					
Iron	69.0	5300	5000	104.6	3.1	20
Lead	anr					
Lithium						
Magnesium	35600	56500	25000	89.6	0.2	20
Manganese	10.3	513	500	100.5	0.4	20
Molybdenum	anr					
Nickel	anr					
Phosphorus						
Potassium	12400	40300	25000	110.8	0.2	20
Selenium	anr					
Silicon						
Silver	anr					
Sodium	104000	135000	25000	108.0	1.5	20
Strontium	1040	1550	500	102.0	1.3	20
Thallium	anr					
Tin						
Titanium	anr					
Uranium						
Vanadium	anr					
Zinc	anr					

Associated samples MP28555: DA18026-1F

Results < IDL are shown as zero for calculation purposes
 (*) Outside of QC limits

MATRIX SPIKE AND DUPLICATE RESULTS SUMMARY

Login Number: DA18026
Account: ANADACOD - Kerr-McGee Oil & Gas Onshore LP
Project: GWA_NGL_Water_Well


QC Batch ID: MP28555
Matrix Type: AQUEOUS

Methods: EPA 200.7
Units: ug/l

Prep Date: 07/29/19

Metal	DA17619-1F Original MSD	SpikeLot ICPALL2 % Rec	MSD RPD	QC Limit
-------	----------------------------	---------------------------	------------	-------------

(N) Matrix Spike Rec. outside of QC limits
(anr) Analyte not requested



SPIKE BLANK AND LAB CONTROL SAMPLE SUMMARY

Login Number: DA18026
 Account: ANADACOD - Kerr-McGee Oil & Gas Onshore LP
 Project: GWA_NGL_Water_Well

QC Batch ID: MP28555
 Matrix Type: AQUEOUS

Methods: EPA 200.7
 Units: ug/l

Prep Date: 07/29/19

Metal	BSP Result	Spikelot ICPALL2	% Rec	QC Limits
Aluminum	anr			
Antimony	anr			
Arsenic	anr			
Barium	anr			
Beryllium	anr			
Boron	1120	1000	112.0	85-115
Cadmium	anr			
Calcium	26300	25000	105.2	85-115
Chromium	anr			
Cobalt	anr			
Copper	anr			
Iron	5090	5000	101.8	85-115
Lead	anr			
Lithium				
Magnesium	23400	25000	93.6	85-115
Manganese	520	500	104.0	85-115
Molybdenum	anr			
Nickel	anr			
Phosphorus				
Potassium	26000	25000	104.0	85-115
Selenium	anr			
Silicon				
Silver	anr			
Sodium	25300	25000	101.2	85-115
Strontium	498	500	99.6	85-115
Thallium	anr			
Tin				
Titanium	anr			
Uranium				
Vanadium	anr			
Zinc	anr			

Associated samples MP28555: DA18026-1F

Results < IDL are shown as zero for calculation purposes
 (*) Outside of QC limits

9.1.3
 9

SPIKE BLANK AND LAB CONTROL SAMPLE SUMMARY

Login Number: DA18026
Account: ANADACOD - Kerr-McGee Oil & Gas Onshore LP
Project: GWA_NGL_Water_Well


QC Batch ID: MP28555
Matrix Type: AQUEOUS

Methods: EPA 200.7
Units: ug/l

Prep Date: 07/29/19

Metal	BSP Result	Spikelot ICPALL2	% Rec	QC Limits
-------	---------------	---------------------	-------	--------------

(anr) Analyte not requested



BLANK RESULTS SUMMARY
Part 2 - Method Blanks

Login Number: DA18026
Account: ANADACOD - Kerr-McGee Oil & Gas Onshore LP
Project: GWA_NGL_Water_Well

QC Batch ID: MP28567
Matrix Type: AQUEOUS

Methods: EPA 200.8
Units: ug/l

Prep Date: 07/31/19

Metal	RL	IDL	MDL	MB raw	final
Aluminum	50	1.1	2		
Antimony	0.40	.0022	.011		
Arsenic	0.20	.017	.044		
Barium	2.0	.016	.079	0.036	<2.0
Beryllium	0.20	.016	.069		
Boron	40	.49	2.1		
Cadmium	0.10	.036	.042		
Calcium	400	5.6	12		
Chromium	2.0	.053	.053		
Cobalt	0.20	.0049	.015		
Copper	2.0	.06	.13		
Iron	10	3.5	4.6		
Lead	0.50	.0079	.008		
Magnesium	100	1.3	1.3		
Manganese	1.0	.12	.13		
Molybdenum	1.0	.049	.029		
Nickel	2.0	.0088	.027		
Phosphorus	60	2.6	4.3		
Potassium	200	2.9	2.9		
Selenium	0.40	.071	.21	-0.079	<0.40
Silver	0.10	.0019	.008		
Sodium	500	4.9	4.9		
Strontium	20	.01	.015		
Thallium	0.20	.0024	.005		
Tin	10	.063	1.3		
Titanium	2.0	.059	.092		
Uranium	0.20	.0017	.002		
Vanadium	1.0	.037	.2		
Zinc	10	.21	.96		

Associated samples MP28567: DA18026-1F

Results < IDL are shown as zero for calculation purposes
(*) Outside of QC limits
(anr) Analyte not requested

9.2.1
9

MATRIX SPIKE AND DUPLICATE RESULTS SUMMARY

Login Number: DA18026
 Account: ANADACOD - Kerr-McGee Oil & Gas Onshore LP
 Project: GWA_NGL_Water_Well

QC Batch ID: MP28567
 Matrix Type: AQUEOUS

Methods: EPA 200.8
 Units: ug/l

Prep Date: 07/31/19

Metal	DA18072-2A Original MS		SpikeLot ICPAL2	% Rec	QC Limits
Aluminum					
Antimony					
Arsenic					
Barium	20.4	327	300	102.2	70-130
Beryllium					
Boron					
Cadmium					
Calcium					
Chromium					
Cobalt					
Copper	anr				
Iron					
Lead					
Magnesium					
Manganese					
Molybdenum					
Nickel					
Phosphorus					
Potassium					
Selenium	0.0	148	150	98.2	70-130
Silver					
Sodium					
Strontium					
Thallium					
Tin					
Titanium					
Uranium					
Vanadium					
Zinc	anr				

Associated samples MP28567: DA18026-1F

Results < IDL are shown as zero for calculation purposes
 (*) Outside of QC limits
 (N) Matrix Spike Rec. outside of QC limits
 (anr) Analyte not requested

9.2.2
 9

MATRIX SPIKE AND DUPLICATE RESULTS SUMMARY

Login Number: DA18026
 Account: ANADACOD - Kerr-McGee Oil & Gas Onshore LP
 Project: GWA_NGL_Water_Well

QC Batch ID: MP28567
 Matrix Type: AQUEOUS

Methods: EPA 200.8
 Units: ug/l

Prep Date: 07/31/19

Metal	DA18072-2A Original MSD		SpikeLot ICPAL2	% Rec	MSD RPD	QC Limit
Aluminum						
Antimony						
Arsenic						
Barium	20.4	321	300	100.2	1.9	20
Beryllium						
Boron						
Cadmium						
Calcium						
Chromium						
Cobalt						
Copper	anr					
Iron						
Lead						
Magnesium						
Manganese						
Molybdenum						
Nickel						
Phosphorus						
Potassium						
Selenium	0.0	149	150	98.9	0.7	20
Silver						
Sodium						
Strontium						
Thallium						
Tin						
Titanium						
Uranium						
Vanadium						
Zinc	anr					

Associated samples MP28567: DA18026-1F

Results < IDL are shown as zero for calculation purposes
 (*) Outside of QC limits
 (N) Matrix Spike Rec. outside of QC limits
 (anr) Analyte not requested

9.2.2
 9

SPIKE BLANK AND LAB CONTROL SAMPLE SUMMARY

Login Number: DA18026
 Account: ANADACOD - Kerr-McGee Oil & Gas Onshore LP
 Project: GWA_NGL_Water_Well

QC Batch ID: MP28567
 Matrix Type: AQUEOUS

Methods: EPA 200.8
 Units: ug/l

Prep Date: 07/31/19

Metal	BSP Result	Spikelot ICPALL2	% Rec	QC Limits
Aluminum				
Antimony				
Arsenic				
Barium	302	300	100.7	85-115
Beryllium				
Boron				
Cadmium				
Calcium				
Chromium				
Cobalt				
Copper	anr			
Iron				
Lead				
Magnesium				
Manganese				
Molybdenum				
Nickel				
Phosphorus				
Potassium				
Selenium	148	150	98.7	85-115
Silver				
Sodium				
Strontium				
Thallium				
Tin				
Titanium				
Uranium				
Vanadium				
Zinc	anr			

Associated samples MP28567: DA18026-1F

Results < IDL are shown as zero for calculation purposes
 (*) Outside of QC limits
 (anr) Analyte not requested

9.2.3
 9

General Chemistry

QC Data Summaries

Includes the following where applicable:

- Method Blank and Blank Spike Summaries
- Duplicate Summaries
- Matrix Spike Summaries

METHOD BLANK AND SPIKE RESULTS SUMMARY
GENERAL CHEMISTRY

Login Number: DA18026
Account: ANADACOD - Kerr-McGee Oil & Gas Onshore LP
Project: GWA_NGL_Water_Well

Analyte	Batch ID	RL	MB Result	Units	Spike Amount	BSP Result	BSP %Recov	QC Limits
Alkalinity, Bicarbonate as CaC	GN47771	5.0	0.0	mg/l	100	99.6	99.5	90-110%
Alkalinity, Carbonate	GN47773	5.0	0.0	mg/l	100	99.6	99.5	80-120%
Alkalinity, Total as CaCO3	GN47770	5.0	0.0	mg/l	100	99.6	99.5	90-110%
Bromide	GP25584/GN47698	0.050	0.0	mg/l	0.5	0.510	102.0	90-110%
Chloride	GP25584/GN47698	0.50	0.0	mg/l	5	5.17	103.4	90-110%
Fluoride	GP25584/GN47698	0.10	0.0	mg/l	1	1.02	102.0	90-110%
Iron-Related Bacteria	MB1209	25	<25	CFU/ml				
Nitrogen, Nitrate	GP25584/GN47698	0.010	0.0	mg/l	0.1	0.0989	98.9	90-110%
Nitrogen, Nitrite	GP25584/GN47698	0.0040	0.0	mg/l	0.05	0.0520	104.0	90-110%
Phosphorus, Total	GP25633/GN47792	0.010	0.00	mg/l	0.2	0.198	99.0	90-110%
Slime Forming Bacteria	MB1210	500	<500	CFU/ml				
Solids, Total Dissolved	GN47705	10	0.0	mg/l	250	258	103.2	90-110%
Specific Conductivity	GP25620/GN47769			umhos/cm	998	976	97.8	90-110%
Specific Conductivity	GP25620/GN47769			umhos/cm	98.6	94.7	96.0	90-110%
Specific Conductivity	GP25620/GN47769			umhos/cm	1413	1420	100.2	90-110%
Specific Conductivity	GP25620/GN47769			umhos/cm	1413	1400	98.9	90-110%
Sulfate	GP25584/GN47698	0.50	0.0	mg/l	5	5.13	102.6	90-110%
Sulfate Reducing Bacteria	MB1211	200	<200	CFU/ml				
pH	GN47768			su	8.00	7.96	99.5	99.1-100.9%
pH	GN47768			su	8.00	7.99	99.9	99.1-100.9%
pH	GN47768			su	6.00	5.98	99.7	99.1-100.9%

Associated Samples:

Batch MB1209: DA18026-1B
Batch MB1210: DA18026-1B
Batch MB1211: DA18026-1B
Batch GN47705: DA18026-1
Batch GN47768: DA18026-1
Batch GN47770: DA18026-1
Batch GN47771: DA18026-1
Batch GN47773: DA18026-1
Batch GP25584: DA18026-1
Batch GP25620: DA18026-1
Batch GP25633: DA18026-1
(*) Outside of QC limits

10.1
10

BLANK SPIKE DUPLICATE RESULTS SUMMARY
GENERAL CHEMISTRY

Login Number: DA18026
Account: ANADACOD - Kerr-McGee Oil & Gas Onshore LP
Project: GWA_NGL_Water_Well

Analyte	Batch ID	Units	Spike Amount	BSD Result	RPD	QC Limit
---------	----------	-------	--------------	------------	-----	----------

Associated Samples:
Batch GN47705: DA18026-1
(*) Outside of QC limits

10.2
10

DUPLICATE RESULTS SUMMARY
GENERAL CHEMISTRY

Login Number: DA18026
Account: ANADACOD - Kerr-McGee Oil & Gas Onshore LP
Project: GWA_NGL_Water_Well

Analyte	Batch ID	QC Sample	Units	Original Result	DUP Result	RPD	QC Limits
Alkalinity, Total as CaCO3	GN47770	DA18026-1	mg/l	504	509	1.1	0-20%
Phosphorus, Total	GP25633/GN47792	DA18026-1	mg/l	0.043	0.0410	4.8	0-20%
Solids, Total Dissolved	GN47705	DA17955-1	mg/l	2050	1990	3.0	0-5%
Specific Conductivity	GP25620/GN47769	DA18026-1	umhos/cm	1880	1900	1.1	0-20%
pH	GN47768	DA18026-1	su	8.25	8.33	1.0	0-5%

Associated Samples:

Batch GN47705: DA18026-1
Batch GN47768: DA18026-1
Batch GN47770: DA18026-1
Batch GP25620: DA18026-1
Batch GP25633: DA18026-1
(*) Outside of QC limits

10.3
10

MATRIX SPIKE RESULTS SUMMARY
GENERAL CHEMISTRY

Login Number: DA18026
Account: ANADACOD - Kerr-McGee Oil & Gas Onshore LP
Project: GWA_NGL_Water_Well

Analyte	Batch ID	QC Sample	Units	Original Result	Spike Amount	MS Result	%Rec	QC Limits
Alkalinity, Total as CaCO3	GN47770	LA56518-1	mg/l	191	100	286	95.2	80-120%
Bromide	GP25584/GN47698	DA18017-5	mg/l	0.0	5	4.9	98.0	80-120%
Chloride	GP25584/GN47698	DA18017-5	mg/l	39.4	50	91.2	103.6	80-120%
Fluoride	GP25584/GN47698	DA18017-5	mg/l	0.56	10	10.4	98.4	80-120%
Nitrogen, Nitrate	GP25584/GN47698	DA18017-5	mg/l	0.45	1	1.4	95.0	80-120%
Nitrogen, Nitrite	GP25584/GN47698	DA18017-5	mg/l	0.048	0.5	0.54	98.4	80-120%
Phosphorus, Total	GP25633/GN47792	DA18004-2	mg/l	0.0	0.2	0.205	101.5	90-110%
Sulfate	GP25584/GN47698	DA18017-5	mg/l	61.6	50	112	100.8	80-120%

Associated Samples:

Batch GN47770: DA18026-1

Batch GP25584: DA18026-1

Batch GP25633: DA18026-1

(*) Outside of QC limits

(N) Matrix Spike Rec. outside of QC limits

MATRIX SPIKE DUPLICATE RESULTS SUMMARY
GENERAL CHEMISTRY

Login Number: DA18026
Account: ANADACOD - Kerr-McGee Oil & Gas Onshore LP
Project: GWA_NGL_Water_Well

Analyte	Batch ID	QC Sample	Units	Original Result	Spike Amount	MSD Result	RPD	QC Limit
Alkalinity, Total as CaCO3	GN47770	LA56518-1	mg/l	191	100	287	0.2	20%
Bromide	GP25584/GN47698	DA18017-5	mg/l	0.0	5	4.9	0.0	20%
Chloride	GP25584/GN47698	DA18017-5	mg/l	39.4	50	91.4	0.2	20%
Fluoride	GP25584/GN47698	DA18017-5	mg/l	0.56	10	10.5	1.0	20%
Nitrogen, Nitrate	GP25584/GN47698	DA18017-5	mg/l	0.45	1	1.4	0.0	20%
Nitrogen, Nitrite	GP25584/GN47698	DA18017-5	mg/l	0.048	0.5	0.55	1.8	20%
Sulfate	GP25584/GN47698	DA18017-5	mg/l	61.6	50	112	0.0	20%

Associated Samples:

Batch GN47770: DA18026-1

Batch GP25584: DA18026-1

(*) Outside of QC limits

(N) Matrix Spike Rec. outside of QC limits

10.5
10