




# YELLOW CREEK FEDERAL 2-35-1

## Produced Water Release



-  Metal Secondary Containment
-  Sampled Areas taken at 1'
-  Area of Release

Note: Due to the location of lines inside the containment, safety issues with equipment and frozen ground samples were not taken from west end of containment



YELLOW CREEK FEDERAL 2-35-1  
NWSE, SECTION 2, TOWNSHIP 1S, RANGE 98W  
39.991310 -108.355590

