Schlumberger

Company: Crestone Peak Resources and Operating LLC

Well: Echeverria 2F-2H-D267

Field: Wattenberg

County: Weld State: Colorado

County: Weld
Field: Wattenberg
Location: NWNW Sec. 2, T2N, R67W
Well: Echeverria 2F-2H-D267
Company: Crestone Peak Resources and Operating LLC

Slim Cement Mapping Tool

Cement Evaluation

Gamma Ray - CCL Log

Location:					
NWNW Sec. 2, T2N, R67W		Elev.:	K.B.	4910.00 ft
SHL: 898' FNL & 609' FWL			G.L.	4882.00 ft
Lat/Long: 40.172031 \ -104.864792			D.F.	4910.00 ft
Permanent Datum:	Ground Level	Elev.:	4882.00 f	
Log Measured From:	Kelly Bushing	28.00 ft	above Perm.Datum	
Drilling Measured From:	Kelly Bushing			

API Serial No.	Section:	Township:	Range:
05-123-48750	2	2N	67W

Logging Date	17-May-2019		
Run Number	ONE		
Depth Driller	12335.00 ft		
Schlumberger Depth	7208.00 ft		
Bottom Log Interval	7196.00 ft		
Top Log Interval	100.00 ft		
Casing Fluid Type	Brine		
Salinity			
Density	8.4 lbm/gal		
Fluid Level	8.00 ft		
BIT/CASING/TUBING STRING			
Bit Size	8.50 in		
From	2320.00 ft		
To	12335.00 ft		
Casing/Tubing Size	5.5 in		
Weight	20 lbm/ft		
Grade	P110		
From	0.00 ft		
To	12321.00 ft		
Max Recorded Temperatures	229.34 degF		
Logger on Bottom Time	17-May-2019	15:40:00	
Unit Number Location:	9111	Fort Morgan	
Recorded By	A.Blochowicz/A.Alkindi		
Witnessed By	Keith Kershisnik		

Disclaimer

THE USE OF AND RELIANCE UPON THIS RECORDED-DATA BY THE HEREIN NAMED COMPANY (AND ANY OF ITS AFFILIATES, PARTNERS, REPRESENTATIVES, AGENTS, CONSULTANTS AND EMPLOYEES) IS SUBJECT TO THE TERMS AND CONDITIONS AGREED UPON BETWEEN SCHLUMBERGER AND THE COMPANY, INCLUDING: (a) RESTRICTIONS ON USE OF THE RECORDED-DATA; (b) DISCLAIMERS AND WAIVERS OF WARRANTIES AND REPRESENTATIONS REGARDING COMPANY'S USE AND RELIANCE UPON THE RECORDED-DATA; AND (c) CUSTOMER'S FULL AND SOLE RESPONSIBILITY FOR ANY INFERENCE DRAWN OR DECISION MADE IN CONNECTION WITH THE USE OF THIS RECORDED-DATA.

Contents

1. Header
2. Disclaimer
3. Contents
4. Well Sketch
5. Borehole Size/Casing/Tubing Record
6. Remarks and Equipment Summary
7. Depth Summary
8. ONE Main Pass
   8.1 Integration Summary
   8.2 Software Version
   8.3 Composite Summary
   8.4 Log (Sonic CBL with VDL)
   8.5 Parameter Listing
9. ONE Main Pass
   9.1 Integration Summary
   9.2 Software Version
   9.3 Composite Summary
   10.5 Parameter Listing
10. ONE Repeat Pass
   11.1 Integration Summary
   11.2 Software Version
   11.3 Composite Summary
   11.4 Log (SCMT_VDL_Image)
   11.5 Parameter Listing
12. Calibration Report
13. Tail

9.4 Log (SCMT_VDL_Image)
9.5 Parameter Listing
10. ONE Repeat Pass
10.1 Integration Summary
10.2 Software Version
10.3 Composite Summary
10.4 Log (Sonic CBL with VDL)

Well Sketch

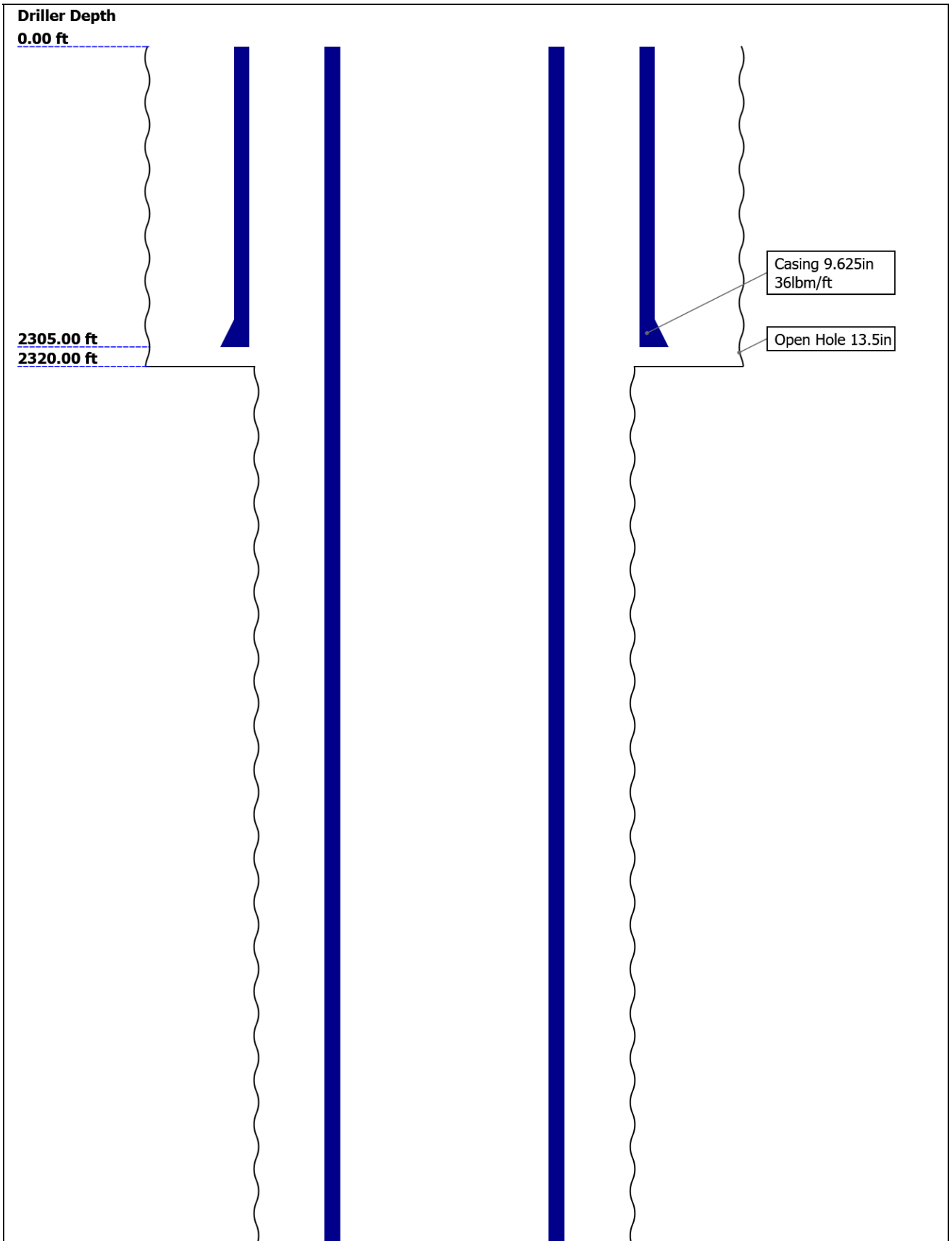

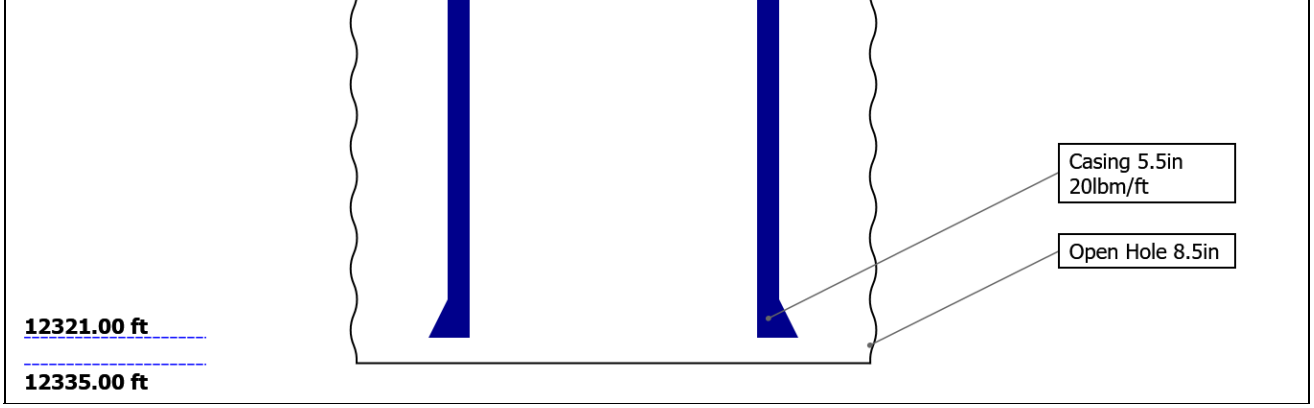

Borehole Size/Casing/Tubing Record

Bit						
Bit Size (in)	13.5	8.5				
Top Driller (ft)	0	2320				
Top Logger (ft)	0	2320				
Bottom Driller (ft)	2320	12335				
Bottom Logger (ft)	2320	12335				
Casing						
Size (in)	9.625	5.5				
Weight (lbm/ft)	36	20				
Inner Diameter (in)	8.921	4.778				
Grade	J55	P110				
Top Driller (ft)	0	0				
Top Logger (ft)	0	0				
Bottom Driller (ft)	2305	12321				
Bottom Logger (ft)	2305	12321				

Remarks and Equipment Summary

ONE: Toolstring

Equip name	Length	MP name	Offset
LEH-QT LEH-QT	**52.99**		
AH-323	**49.5**		
AH-329	**49.07**		
PSTP-A:1925 PSC-A:2776 PSTC-A:2776 PBMS-A:1925 Sapphire 10kP SI:2776	**48.78**	**GR** **PSTC** **PSTC Tool String Bottom** **Temperature** **Sapphire Pressure** **CCL** **PBMS**	**45.07** **44.78** **0.00** **41.99** **41.87** **41.26** **40.51**
PNX-A:23 PNCH-A:17 PNCE-A:23 PNSH-A:26 PNSE-A:23 PNG-H:3071-5 1199	**40.51**		

ONE: Remarks

Thank you for choosing Schlumberger!

Toolstring run as per tool sketch and client logging program.

centralizers run on SCMT.

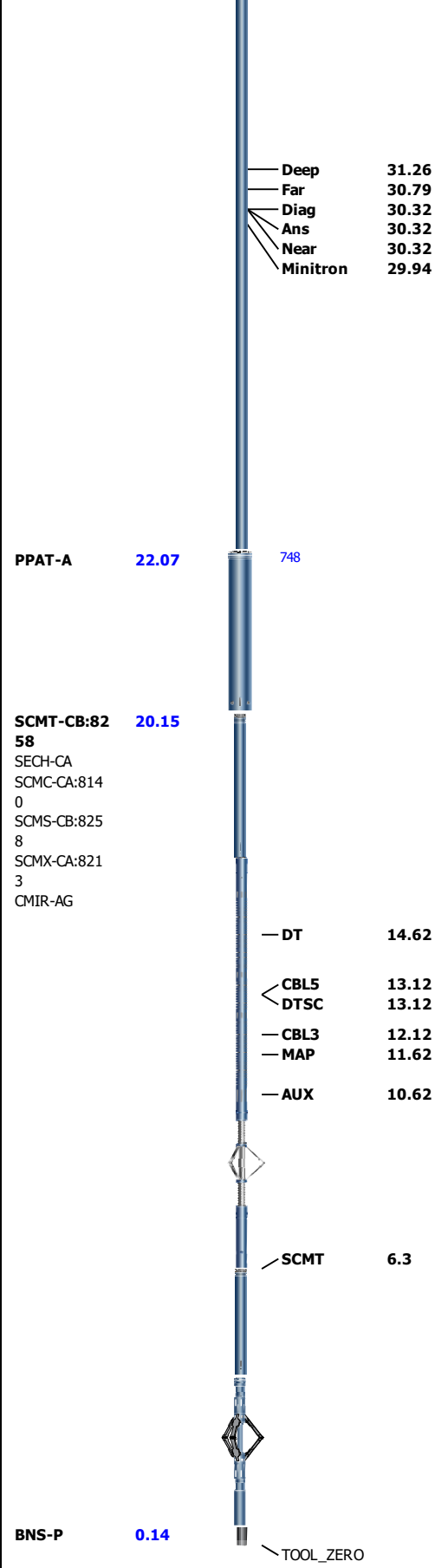

Lengths are in ft
Maximum Outer Diameter = 3.375 in
Line: Sensor Location, Value: Gating Offset
All measurements are relative to TOOL_ZERO

Depth Summary

	ONE		
Depth Measuring Device			
Type	IDW-JA		

Serial Number	6241		
Calibration Date	30-Apr-2019		
Calibrator Serial Number	IDWC-57		
Calibration Cable Type	7-46PXS		
Wheel Correction 1	-1		
Wheel Correction 2	-2		

Tension Device

Type	CMTD-B/A		
Serial Number	161		
Calibration Date	13-May-2018		
Calibrator Serial Number	1148		
Number of Calibration Points	10		
Calibration Root Mean Square Error	6		
Calibration Peak Error	10		

Logging Cable

Type	7-46PI-XS		
Serial Number			
Length	22000.00 ft		
Conveyance Type	Wireline		
Rig Type	Crane		

ONE:Depth Control Parameters		Depth Control Remarks
Log Sequence	First Log In the Well	All Schlumberger depth control policies followed.
Rig Up Length At Surface		IDW used as primary depth reference.
Rig Up Length At Bottom		Z-chart used as secondary depth reference.
Rig Up Length Correction		
Stretch Correction		
Tool Zero Check At Surface		

ONE

Main Pass

Software Version

Acquisition System	Version
Maxwell 2019	9.0.106845.3100

Pass Summary

Run Name	Pass Objective	Direction	Top	Bottom	Start	Stop	DSC Mode	Depth Shift	Include Parallel Data
ONE	Log[5]:Up	Up	105.20 ft	7207.07 ft	17-May-2019 3:40:44 PM	17-May-2019 9:05:54 PM	ON	5.19 ft	No

All depths are referenced to toolstring zero

Log

Company:Crestone Peak Resources and Operating LLC Well:Echeverria 2F-2H-D267

ONE: Log[5]:Up:S006

Description: Sonic CBL with VDL Format: Log (Sonic CBL with VDL) Index Scale: 5 in per 100 ft Index Unit: ft Index Type: Measured Depth Creation Date: 17-May-2019 21:44:19

BIEP - Bond Index Event Pips SCMT-CB

TIME_1900 - Time Marked every 60.00 (s)

Cable

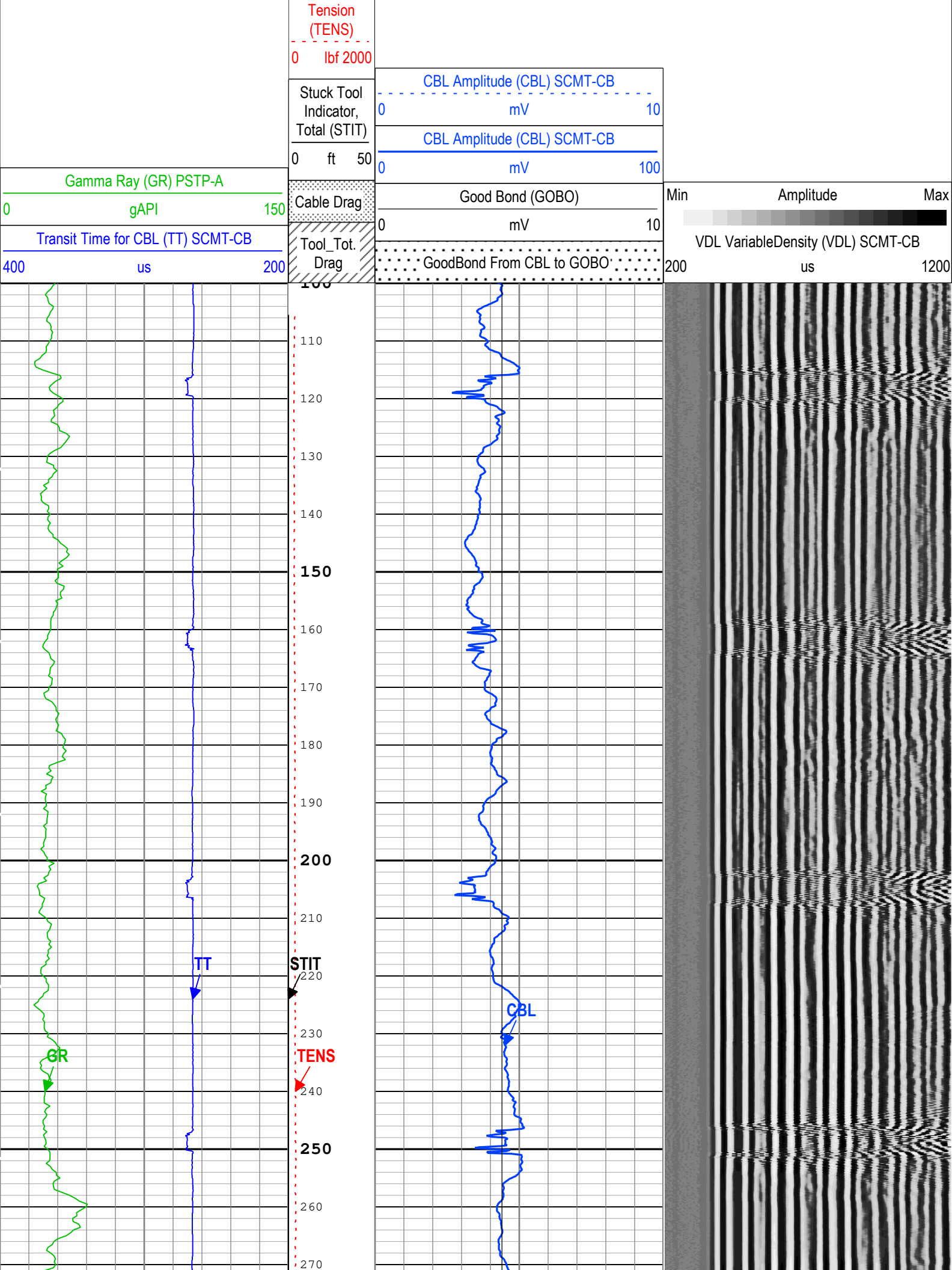
Tension (TENS)
0 lbf 2000
Stuck Tool Indicator, Total (STIT)
0 ft 50
Cable Drag
Tool_Tot. Drag
CBL Amplitude (CBL) SCMT-CB
0 mV 10
CBL Amplitude (CBL) SCMT-CB
0 mV 100
Good Bond (GOBO)
0 mV 10
GoodBond From CBL to GOBO
Min Amplitude Max
VDL VariableDensity (VDL) SCMT-CB
200 us 1200
Gamma Ray (GR) PSTP-A
0 gAPI 150
Transit Time for CBL (TT) SCMT-CB
400 us 200
110
120
130
140
150
160
170
180
190
200
210
220
230
240
250
260
270
TT
STIT
CBL
GR
TENS

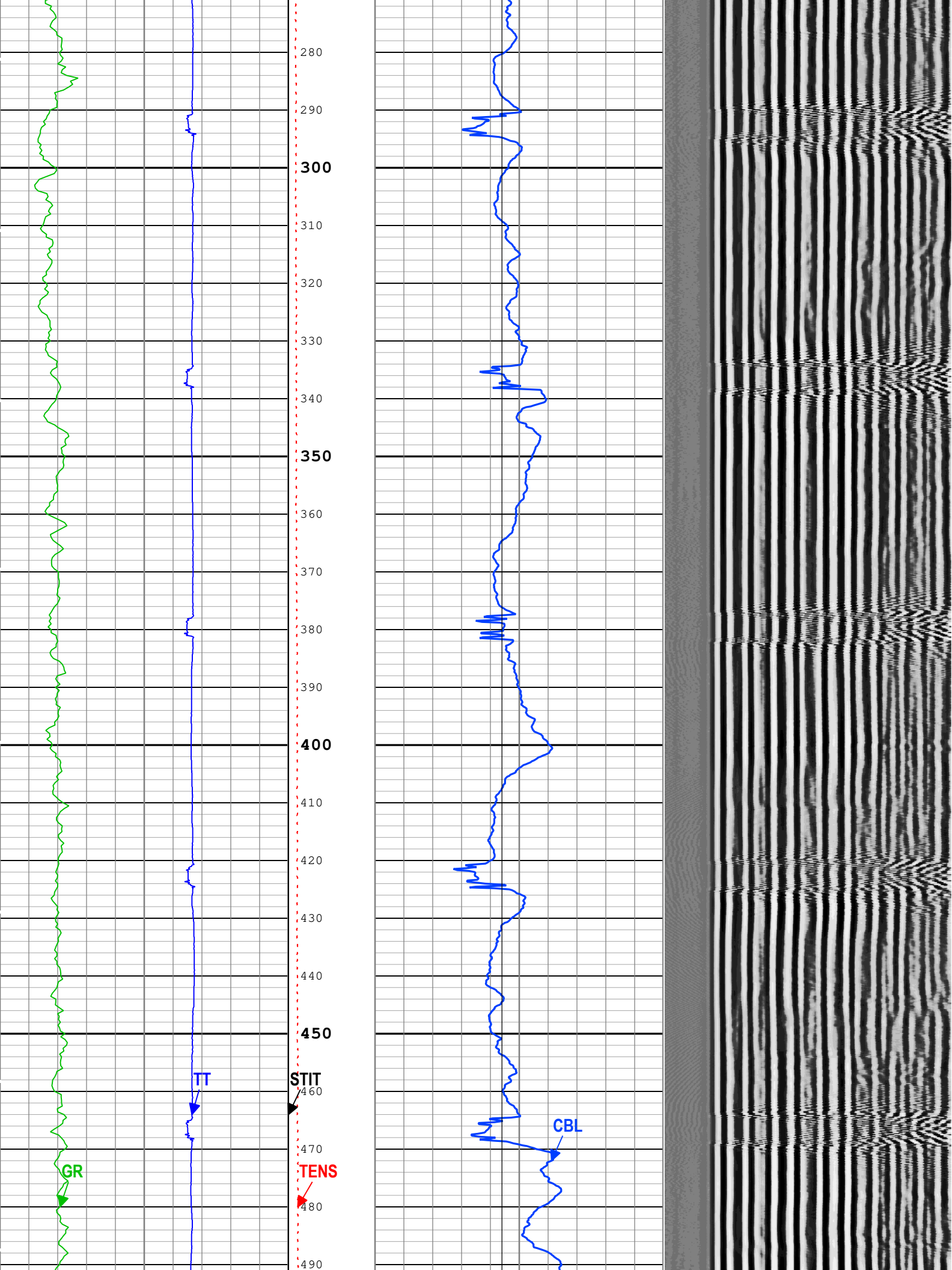
280
290
300
310
320
330
340
350
360
370
380
390
400
410
420
430
440
450
460
470
480
490
TT
STIT
GR
TENS
CBL

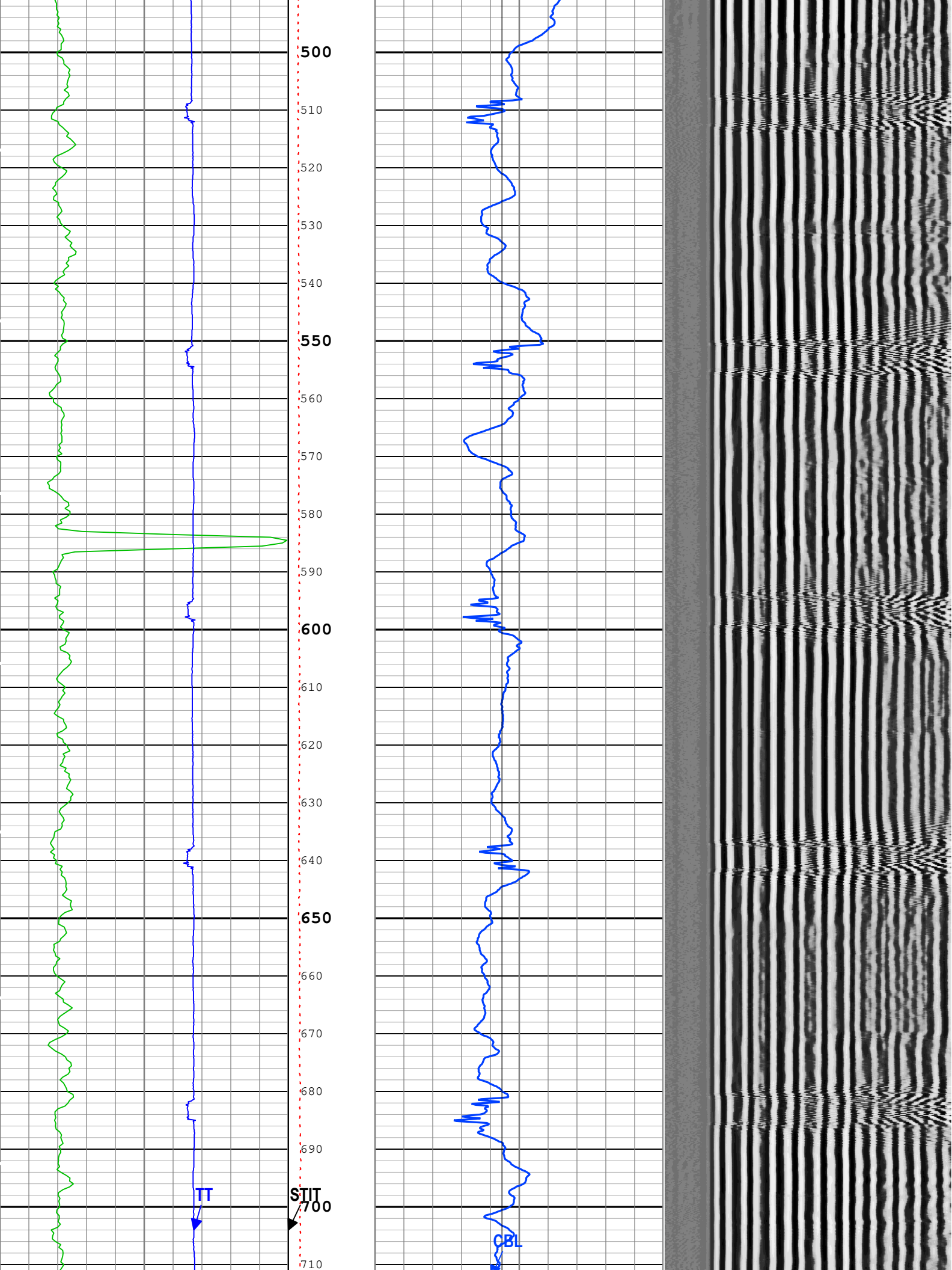
500
510
520
530
540
550
560
570
580
590
600
610
620
630
640
650
660
670
680
690
700
710
TT
STIT
CBL

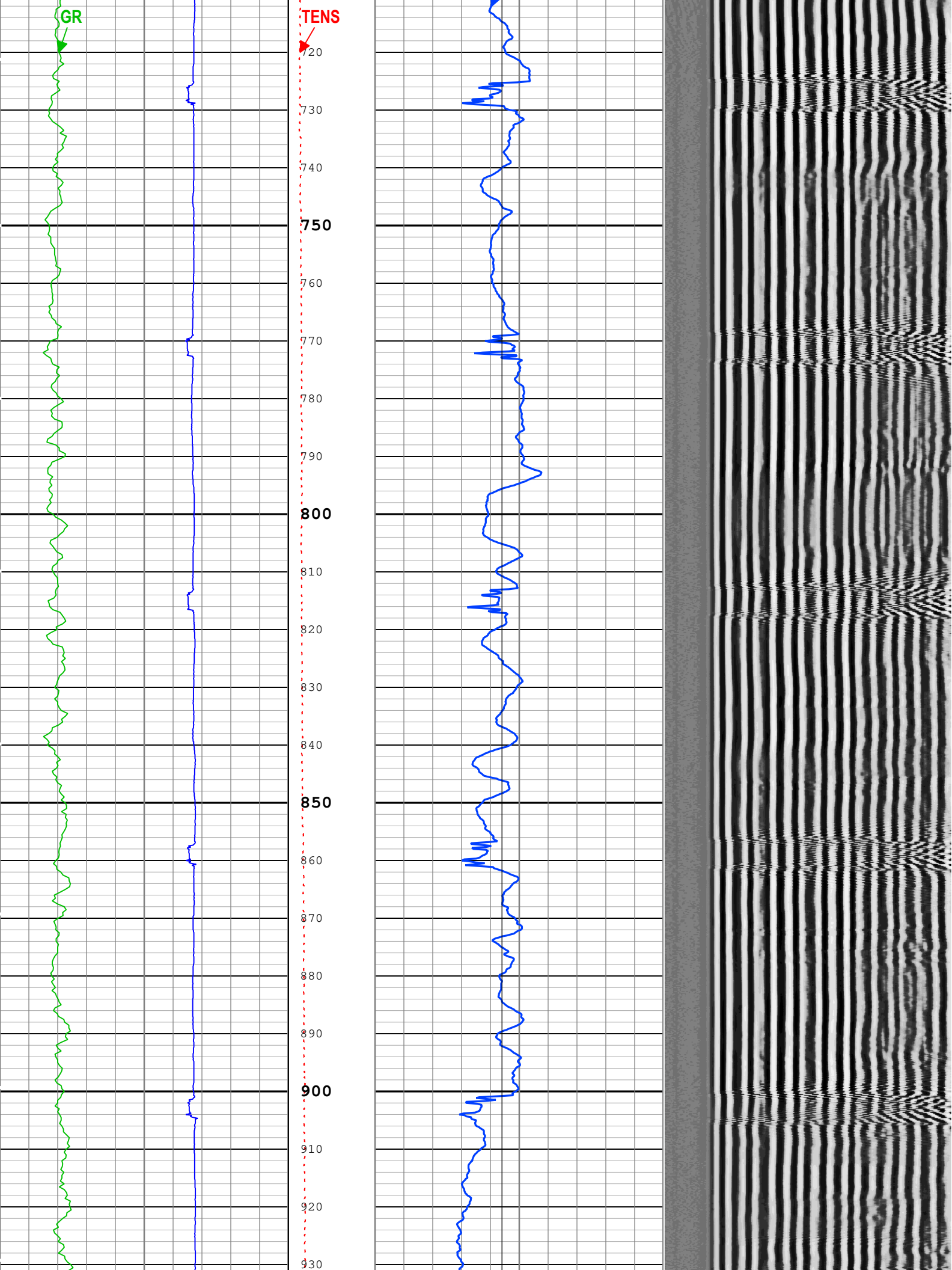
GR
TENS
720
730
740
750
760
770
780
790
800
810
820
830
840
850
860
870
880
890
900
910
920
930

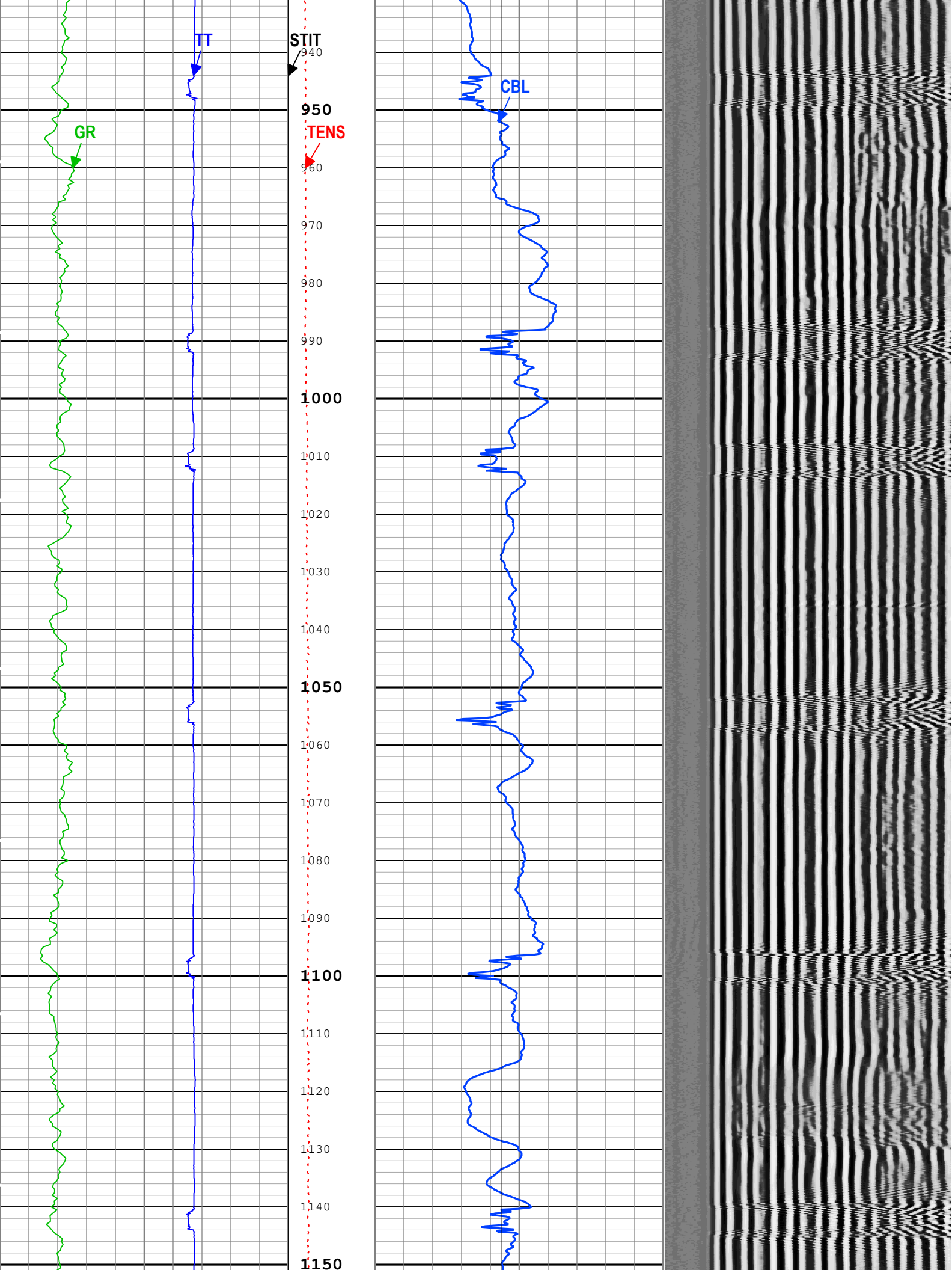
GR
TT
STIT
TENS
CBL
940
950
960
970
980
990
1000
1010
1020
1030
1040
1050
1060
1070
1080
1090
1100
1110
1120
1130
1140
1150

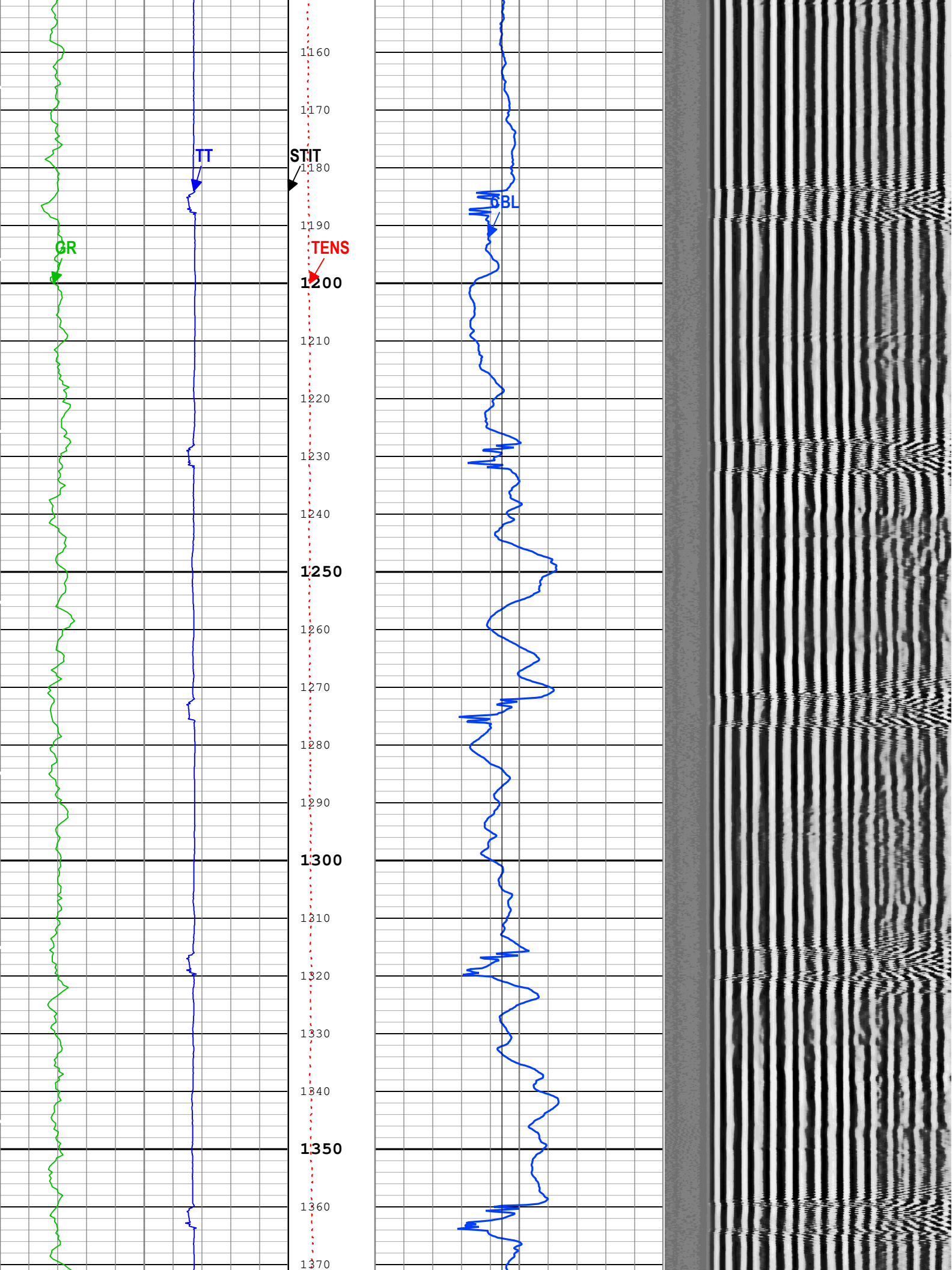
GR
TT
STIT
TENS
GBL
1160
1170
1180
1190
1200
1210
1220
1230
1240
1250
1260
1270
1280
1290
1300
1310
1320
1330
1340
1350
1360
1370

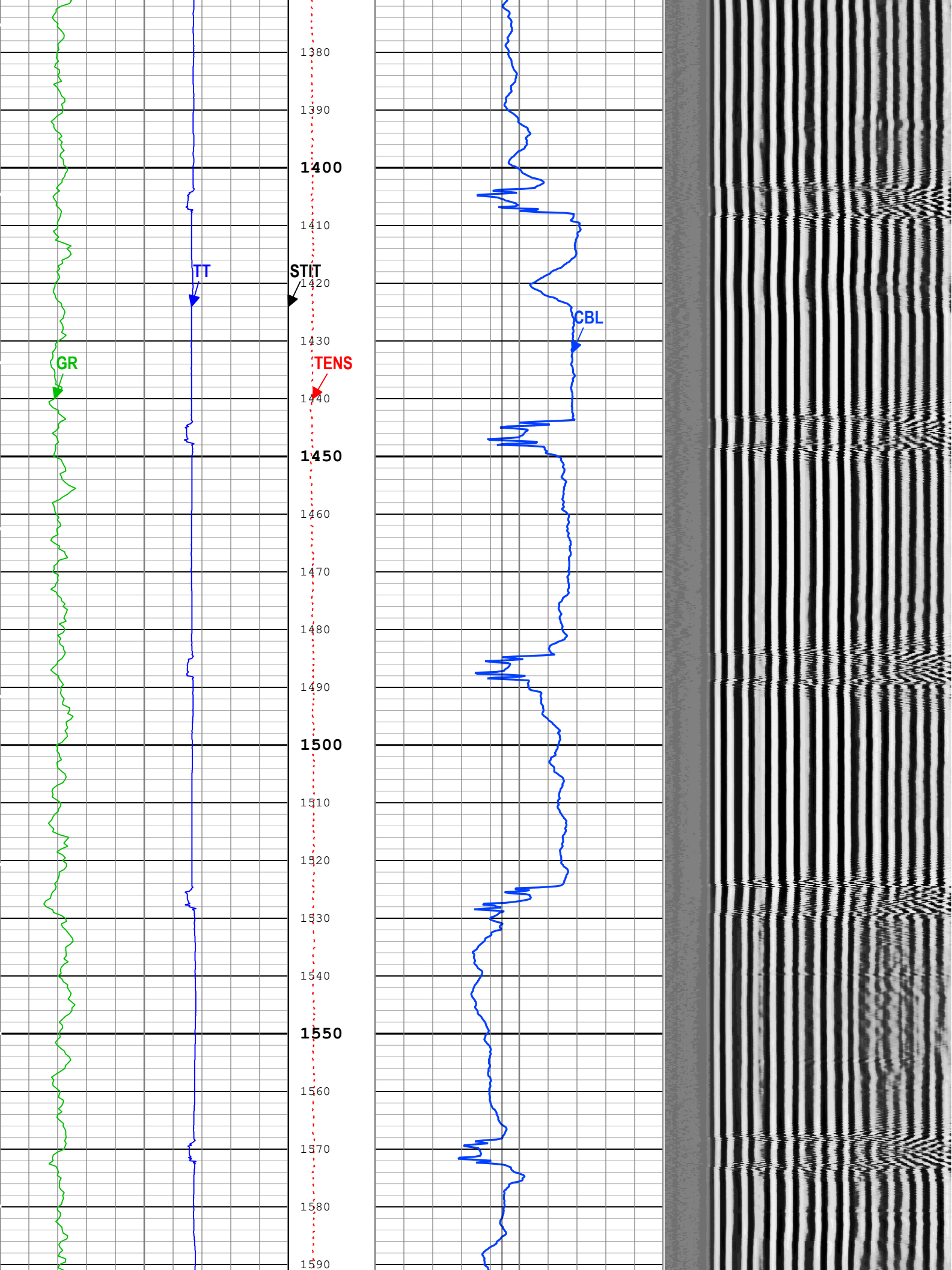
GR
TT
STIT
TENS
CBL
1380
1390
1400
1410
1420
1430
1440
1450
1460
1470
1480
1490
1500
1510
1520
1530
1540
1550
1560
1570
1580
1590

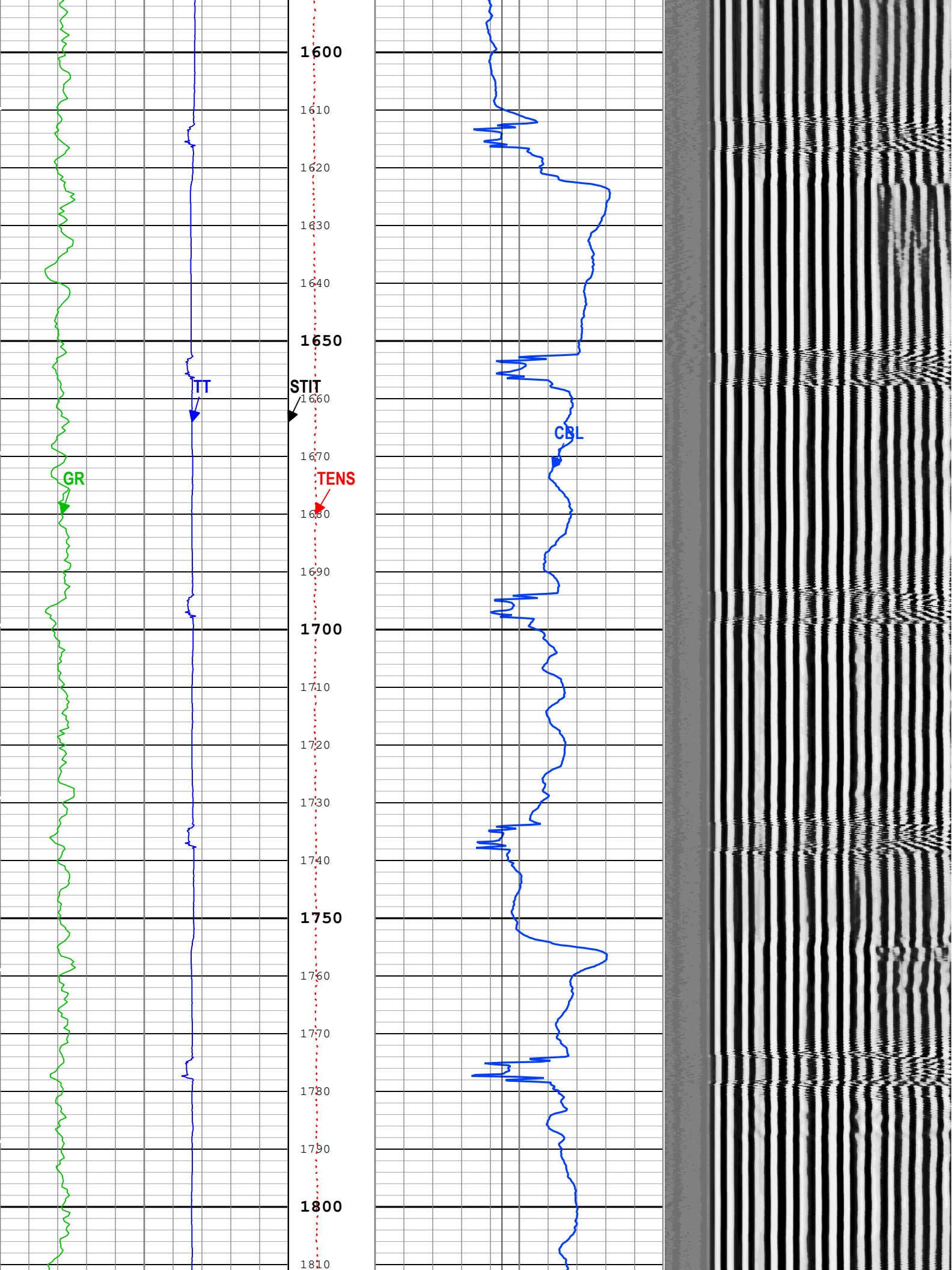
1600
1610
1620
1630
1640
1650
1660
1670
1680
1690
1700
1710
1720
1730
1740
1750
1760
1770
1780
1790
1800
1810
TT
STIT
CBL
GR
TENS

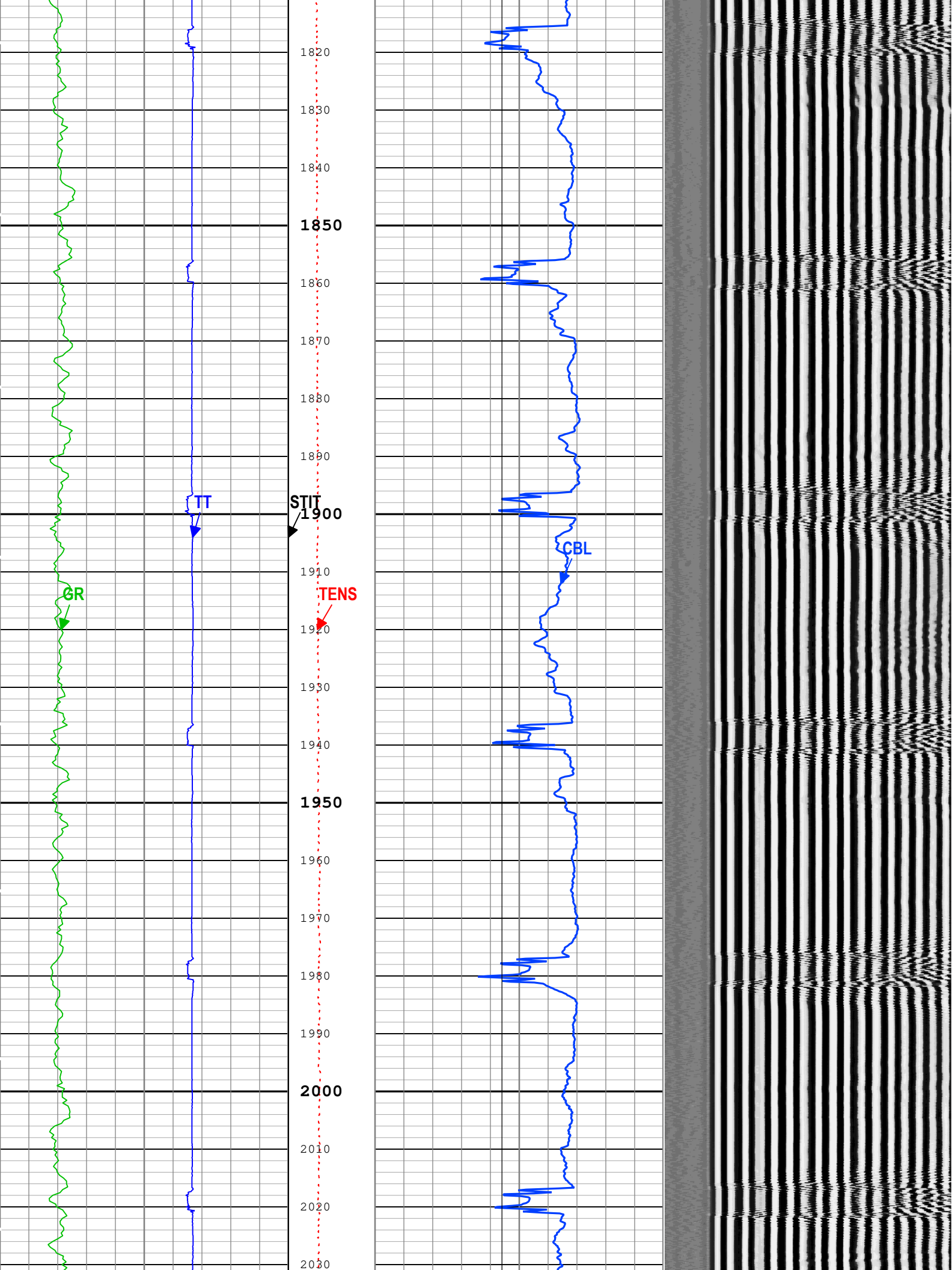
1820
1830
1840
1850
1860
1870
1880
1890
1900
1910
1920
1930
1940
1950
1960
1970
1980
1990
2000
2010
2020
2030
TT
STIT
CBL
GR
TENS

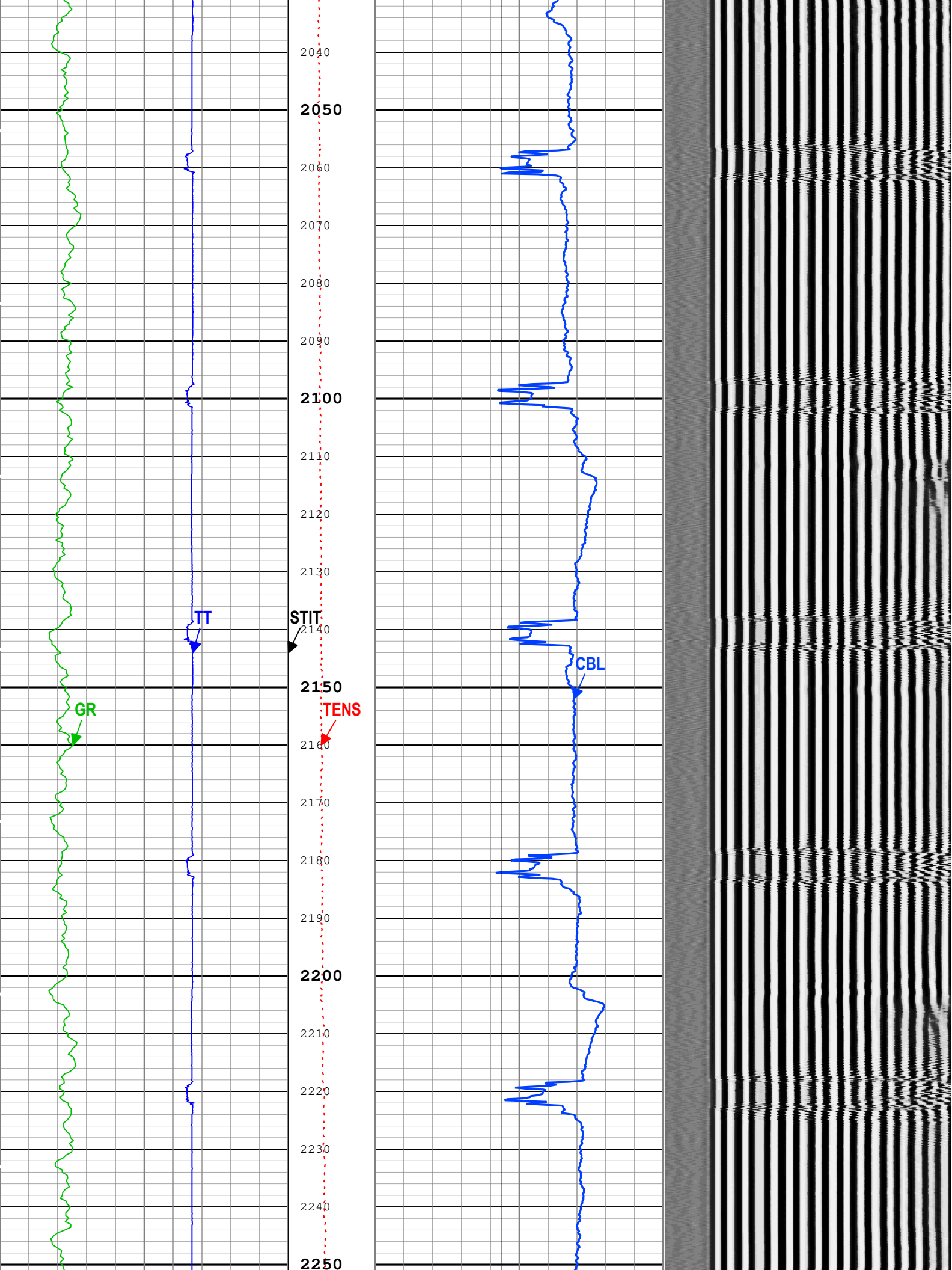
2040
2050
2060
2070
2080
2090
2100
2110
2120
2130
2140
2150
2160
2170
2180
2190
2200
2210
2220
2230
2240
2250
TT
STIT
CBL
GR
TENS

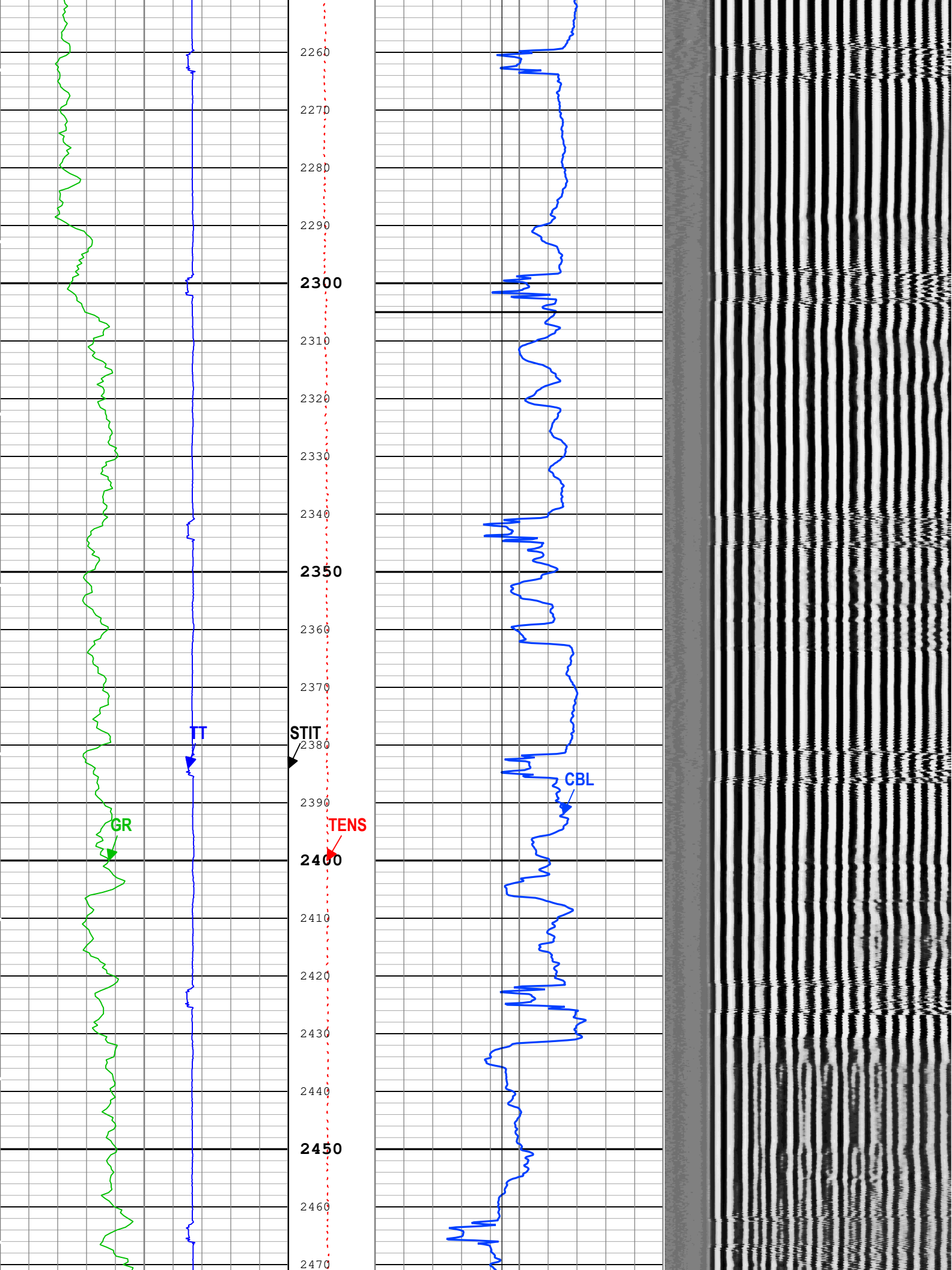
2260
2270
2280
2290
2300
2310
2320
2330
2340
2350
2360
2370
2380
2390
2400
2410
2420
2430
2440
2450
2460
2470
TT
STIT
GR
TENS
CBL

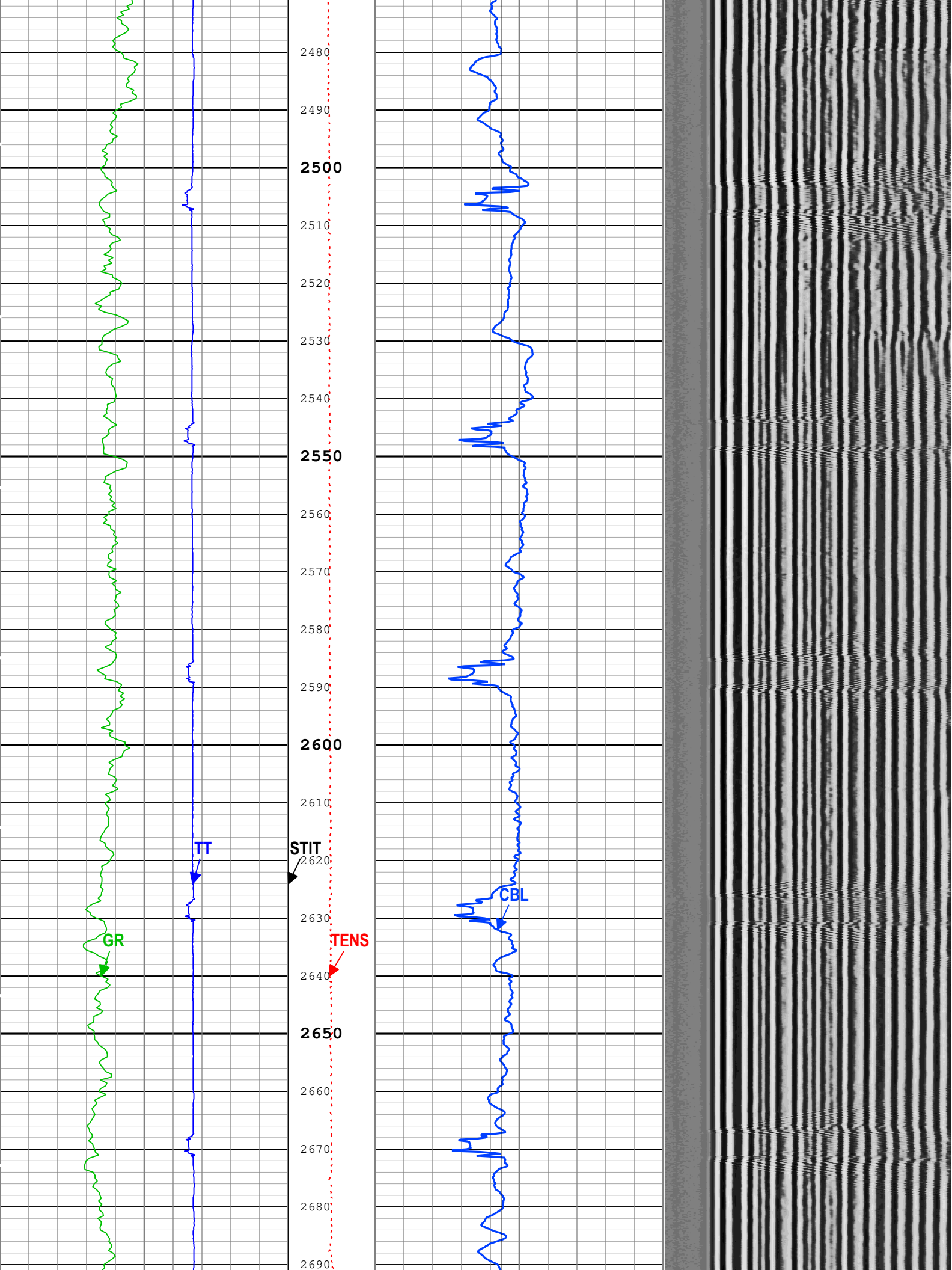
2480
2490
2500
2510
2520
2530
2540
2550
2560
2570
2580
2590
2600
2610
2620
2630
2640
2650
2660
2670
2680
2690
TT
STIT
CBL
GR
TENS

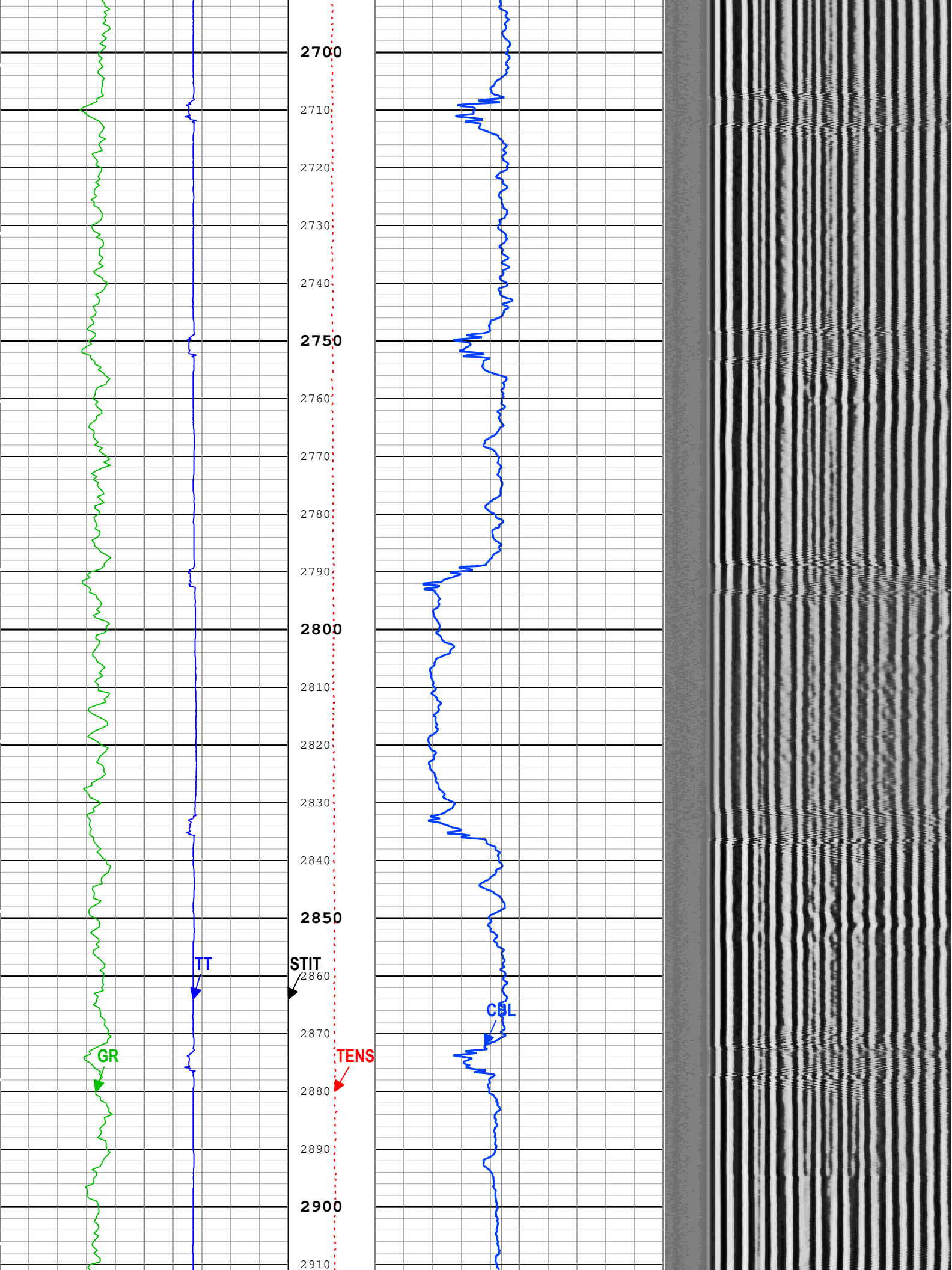
2700
2710
2720
2730
2740
2750
2760
2770
2780
2790
2800
2810
2820
2830
2840
2850
2860
2870
2880
2890
2900
2910
TT
STIT
CBL
GR
TENS

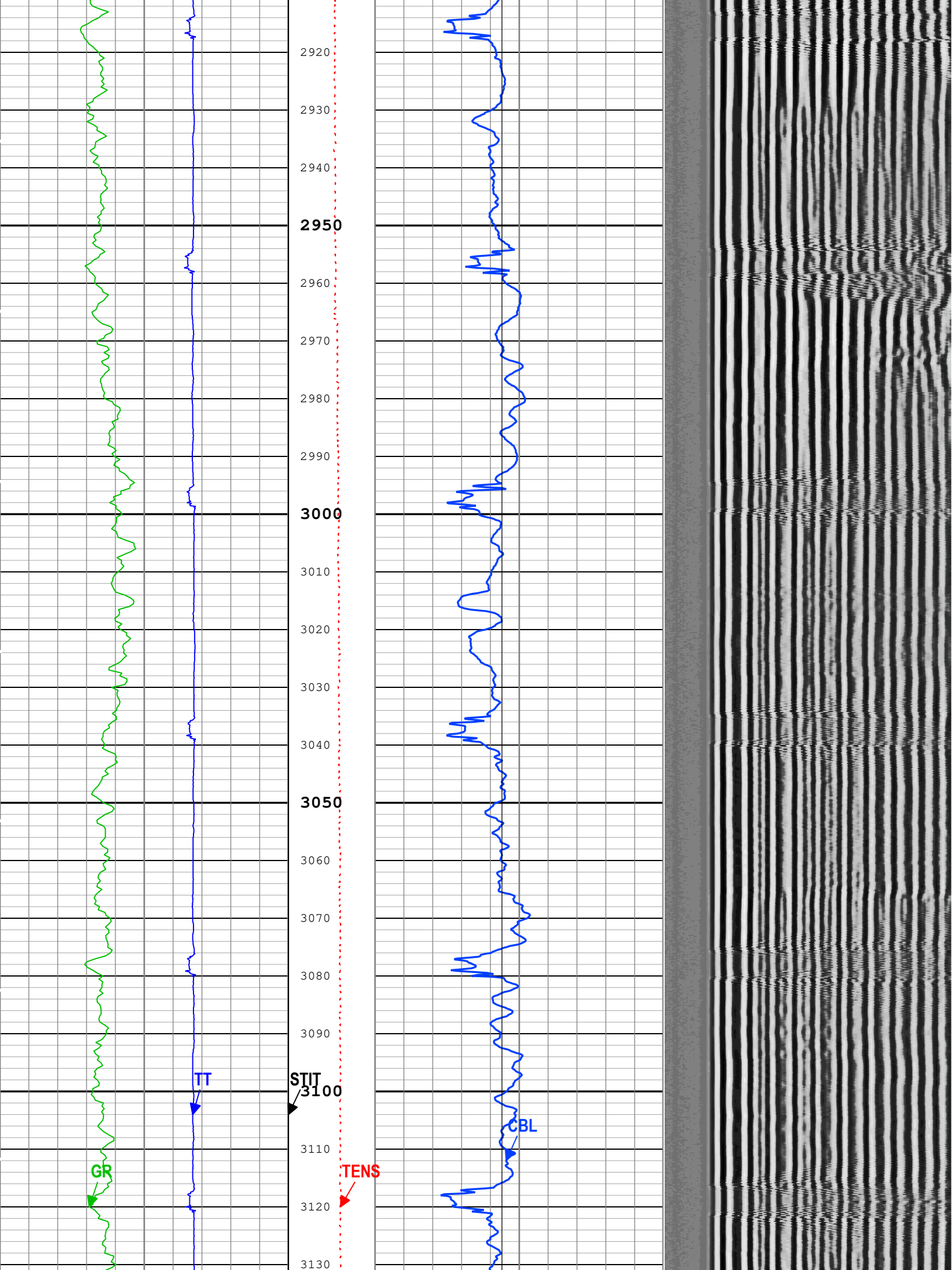
2920
2930
2940
2950
2960
2970
2980
2990
3000
3010
3020
3030
3040
3050
3060
3070
3080
3090
3100
3110
3120
3130
TT
STIT
CBL
GR
TENS

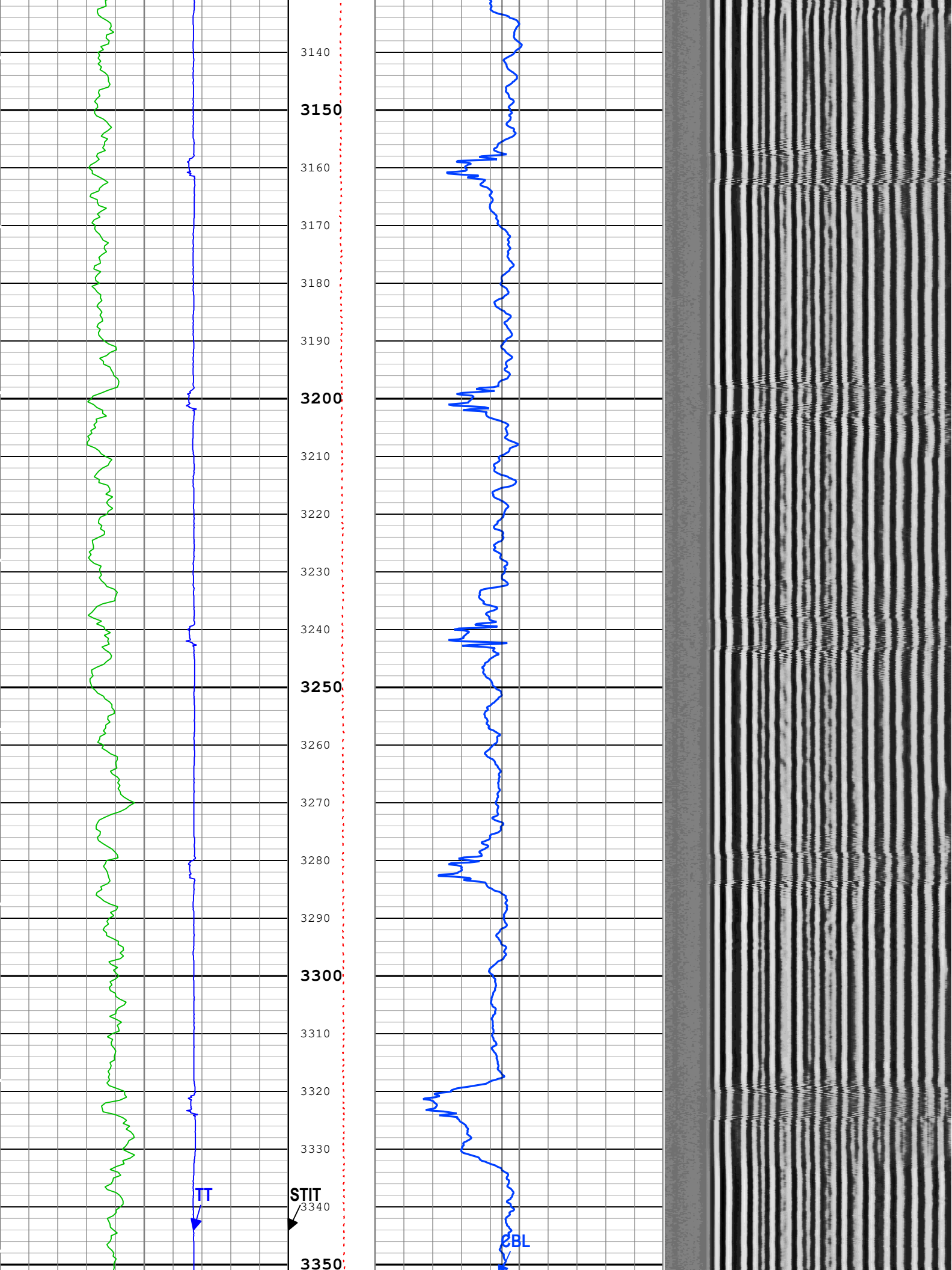
3140
3150
3160
3170
3180
3190
3200
3210
3220
3230
3240
3250
3260
3270
3280
3290
3300
3310
3320
3330
3340
3350
TT
STIT
CBL

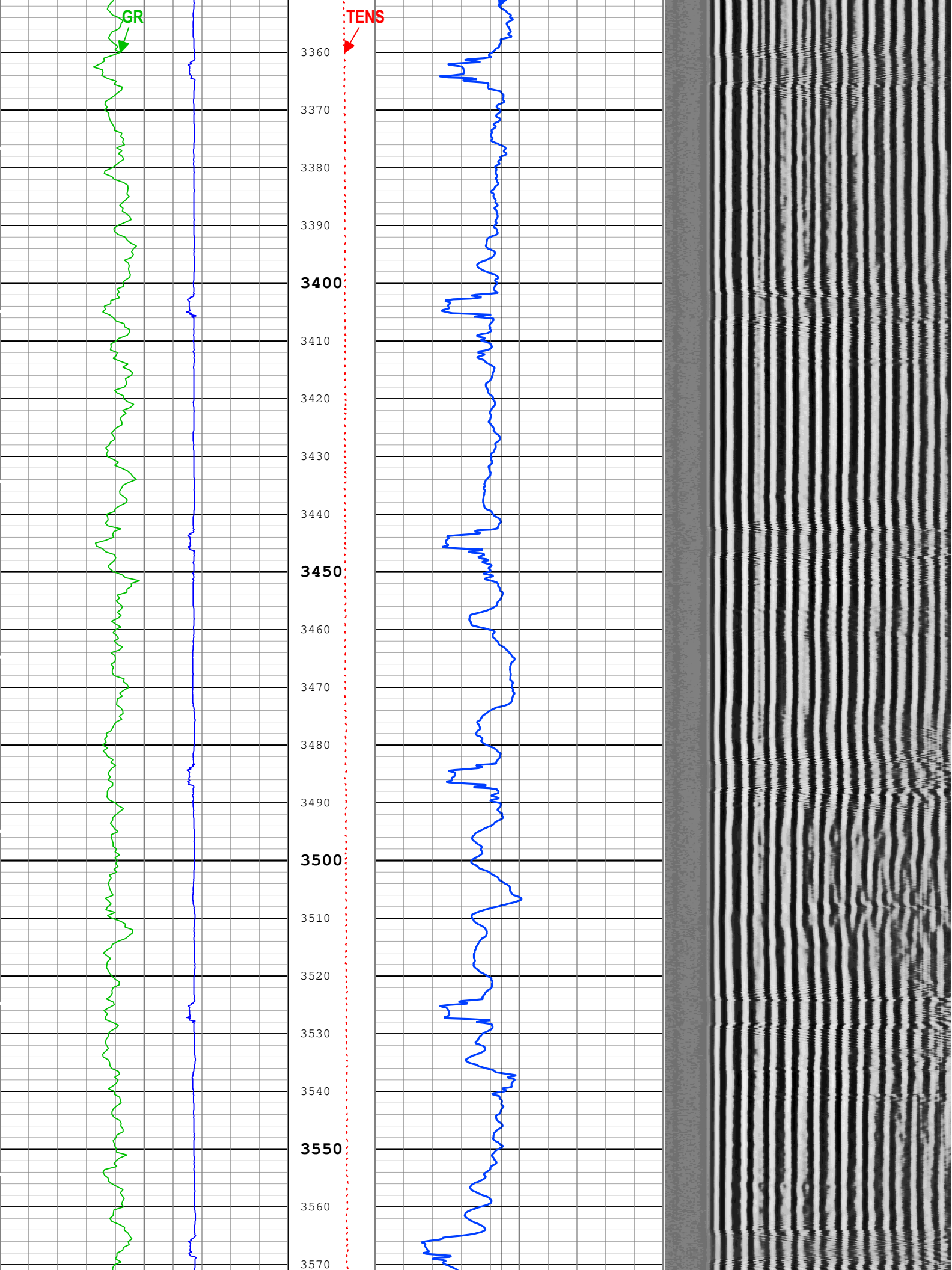
GR
TENS
3360
3370
3380
3390
3400
3410
3420
3430
3440
3450
3460
3470
3480
3490
3500
3510
3520
3530
3540
3550
3560
3570

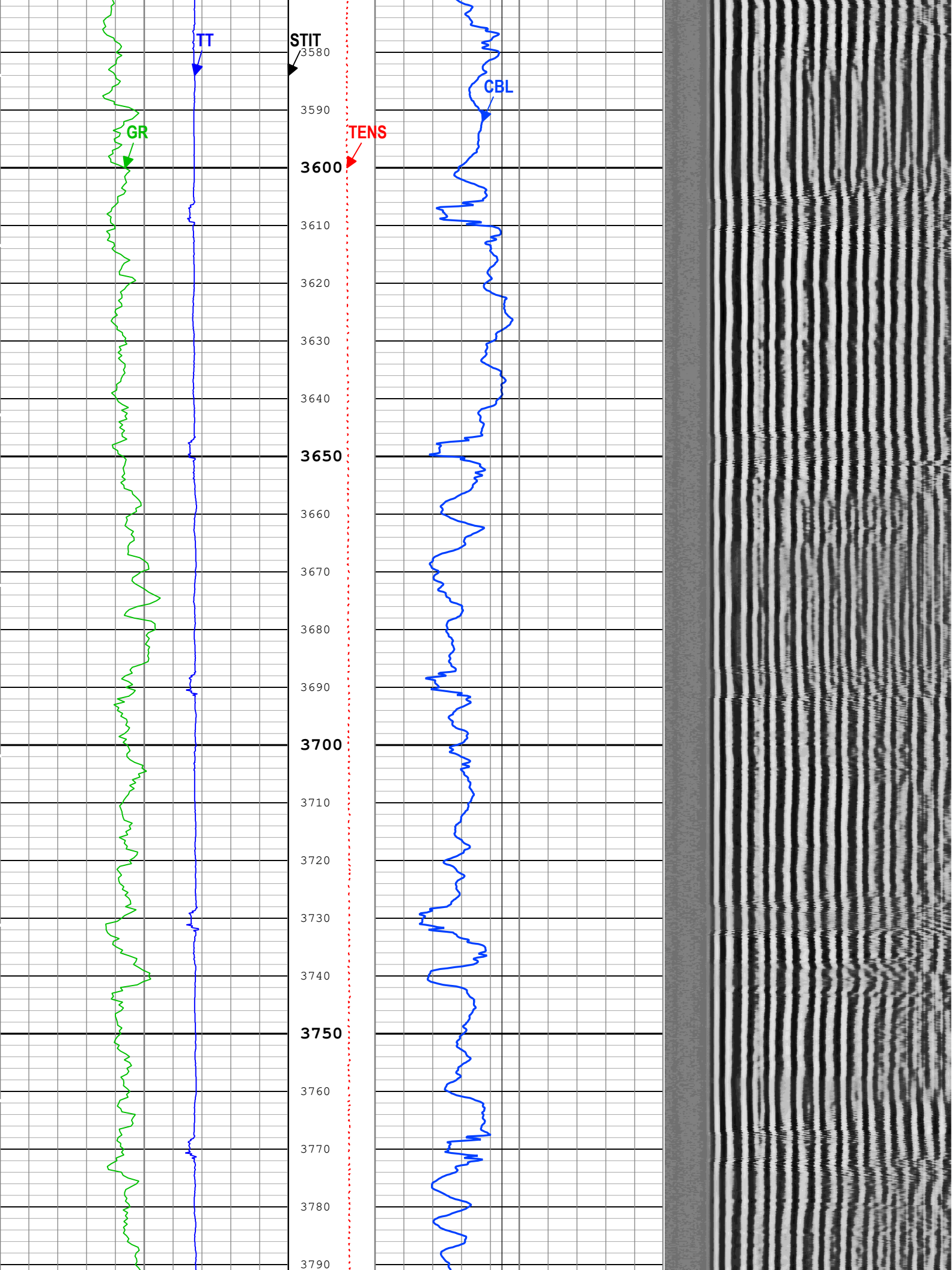
TT
STIT
3580
CBL
3590
GR
TENS
3600
3610
3620
3630
3640
3650
3660
3670
3680
3690
3700
3710
3720
3730
3740
3750
3760
3770
3780
3790

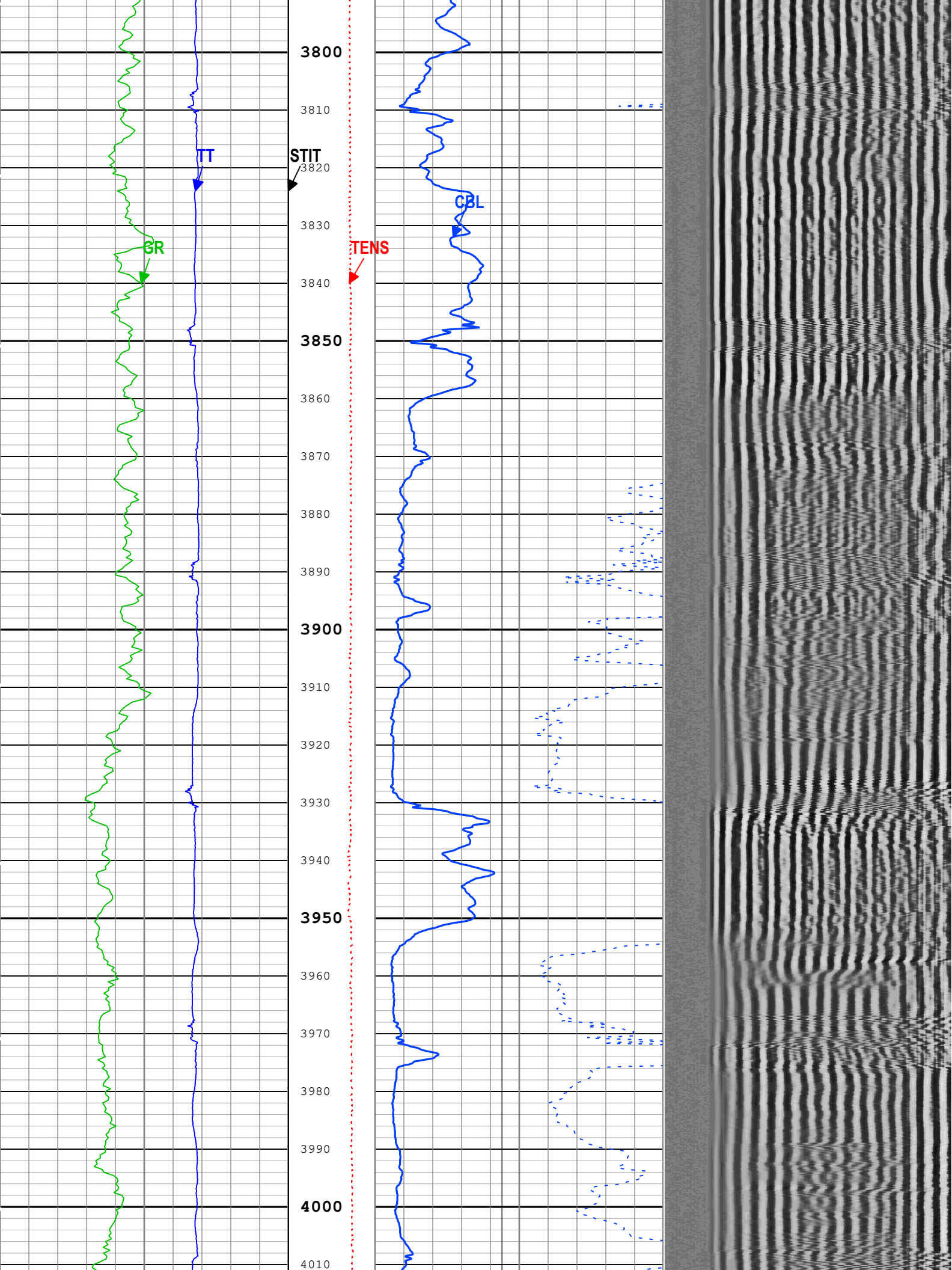
3800
3810
3820
3830
3840
3850
3860
3870
3880
3890
3900
3910
3920
3930
3940
3950
3960
3970
3980
3990
4000
4010
TT
STIT
GR
TENS
CBL

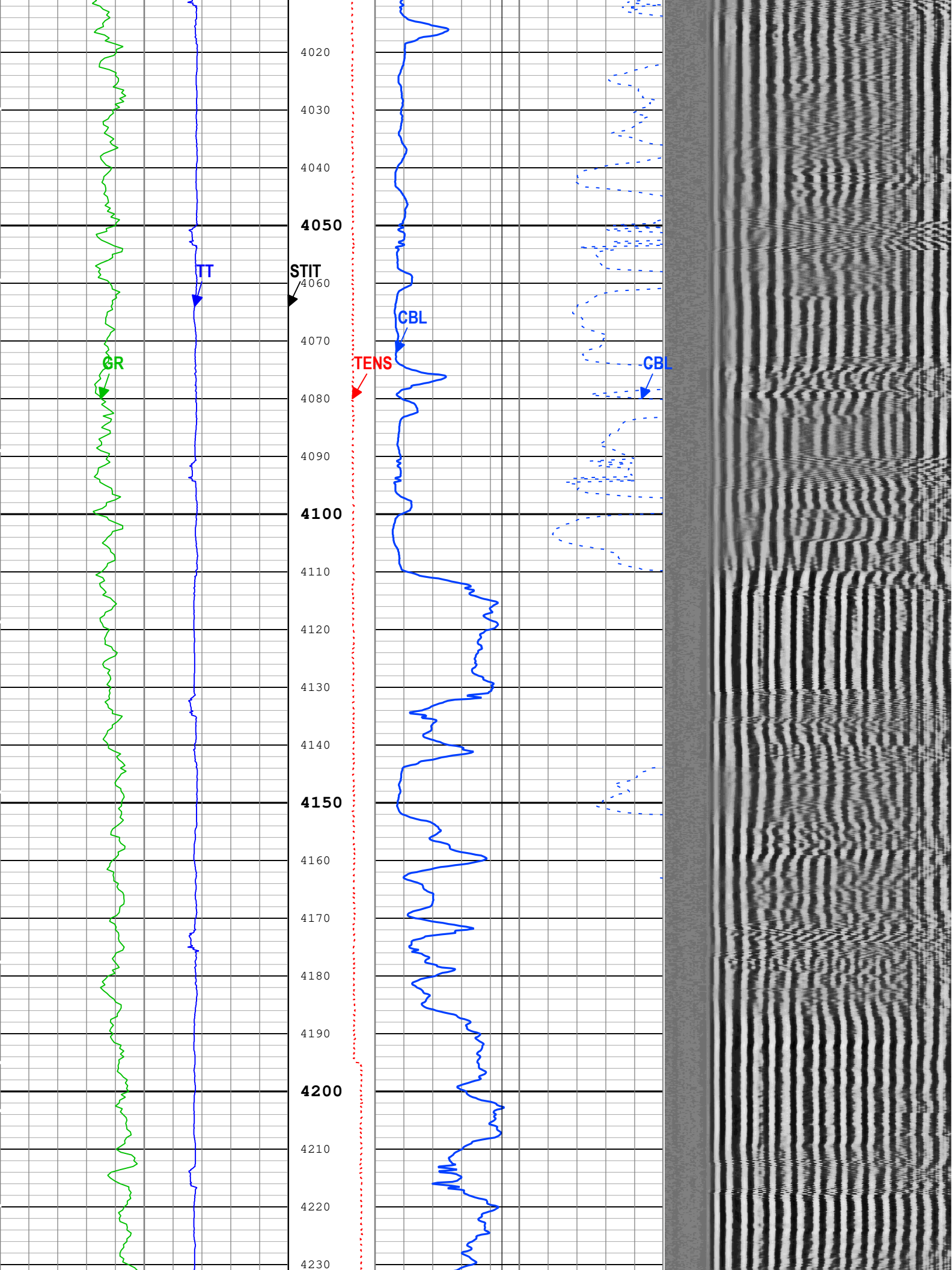
TT
STIT
CBL
GR
TENS
CBL
4020
4030
4040
4050
4060
4070
4080
4090
4100
4110
4120
4130
4140
4150
4160
4170
4180
4190
4200
4210
4220
4230

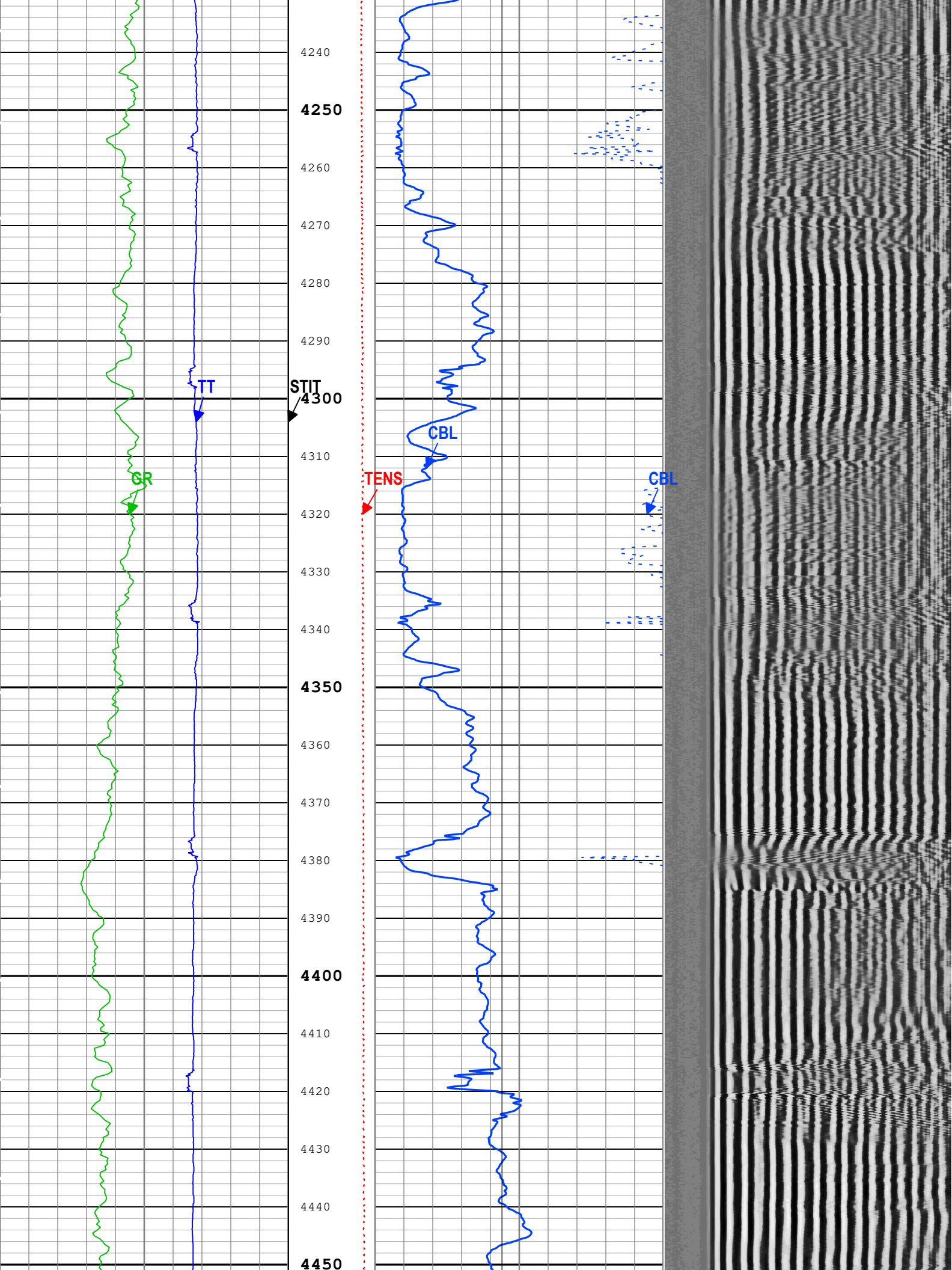
4240
4250
4260
4270
4280
4290
STIT
4300
4310
4320
4330
4340
4350
4360
4370
4380
4390
4400
4410
4420
4430
4440
4450
TT
GR
CBL
TENS
CBL

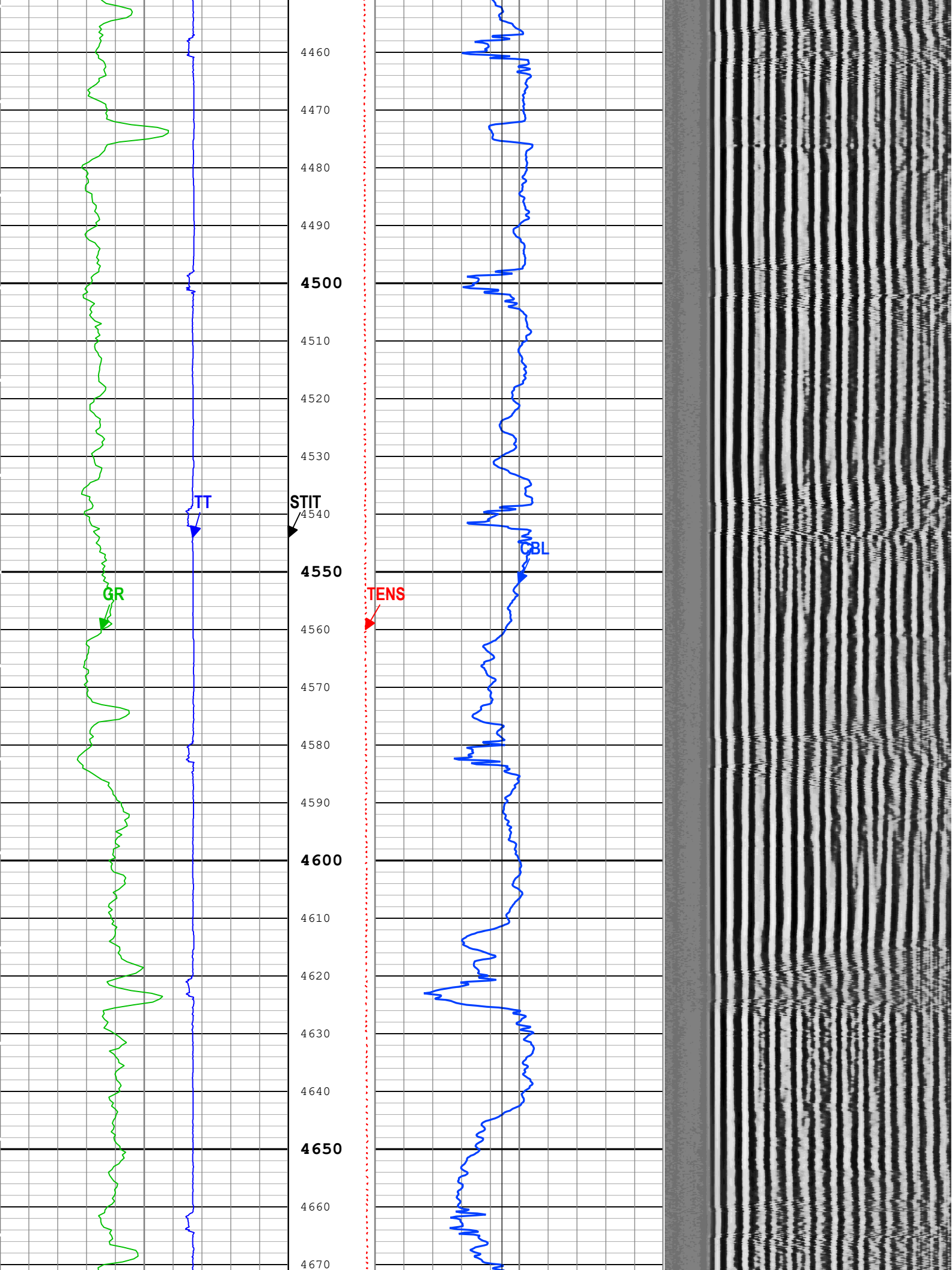
4460
4470
4480
4490
4500
4510
4520
4530
STIT
4540
4550
4560
4570
4580
4590
4600
4610
4620
4630
4640
4650
4660
4670
TT
GR
TENS
CBL

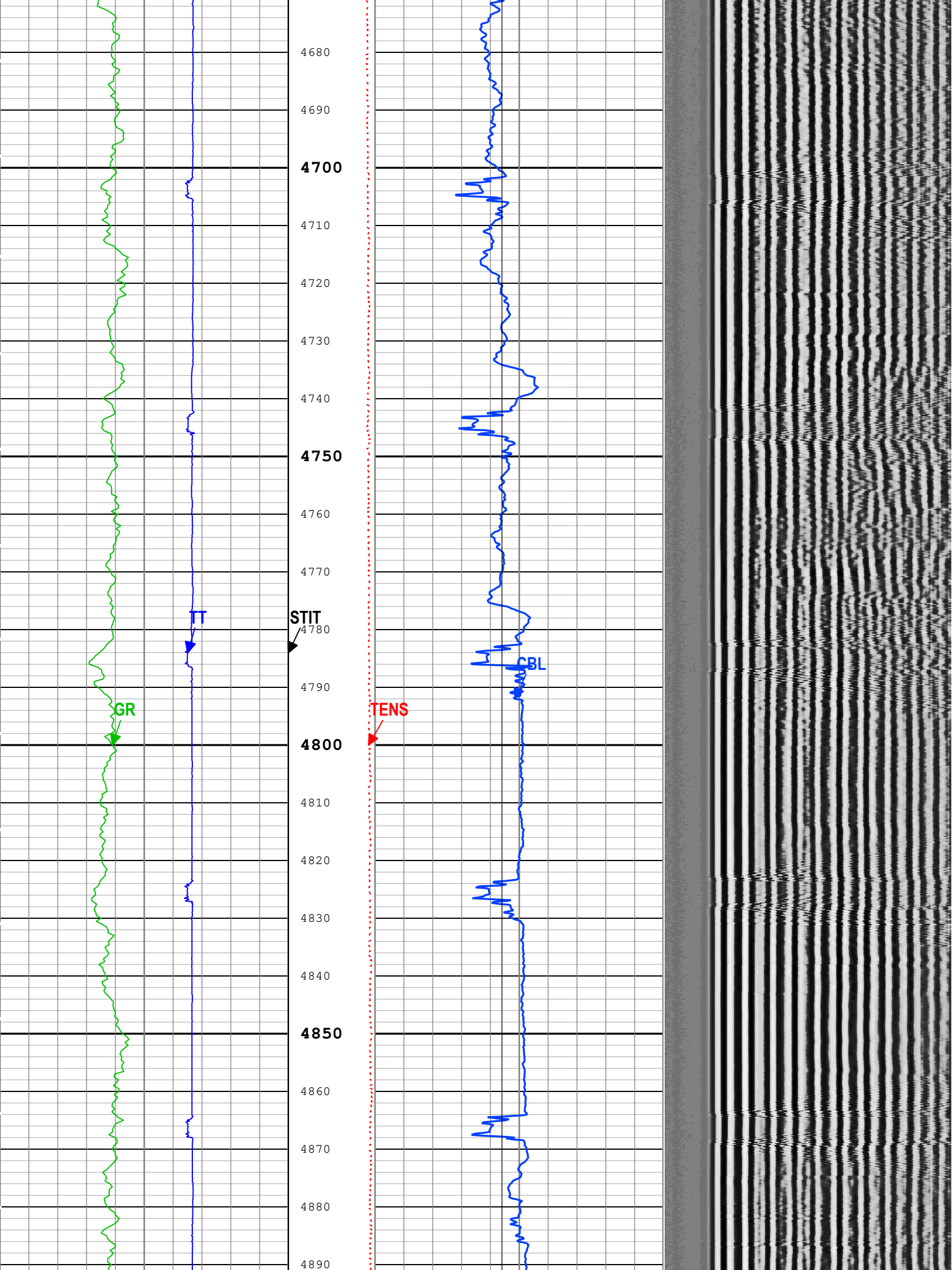
4680
4690
4700
4710
4720
4730
4740
4750
4760
4770
4780
4790
4800
4810
4820
4830
4840
4850
4860
4870
4880
4890
TT
STIT
CBL
GR
TENS

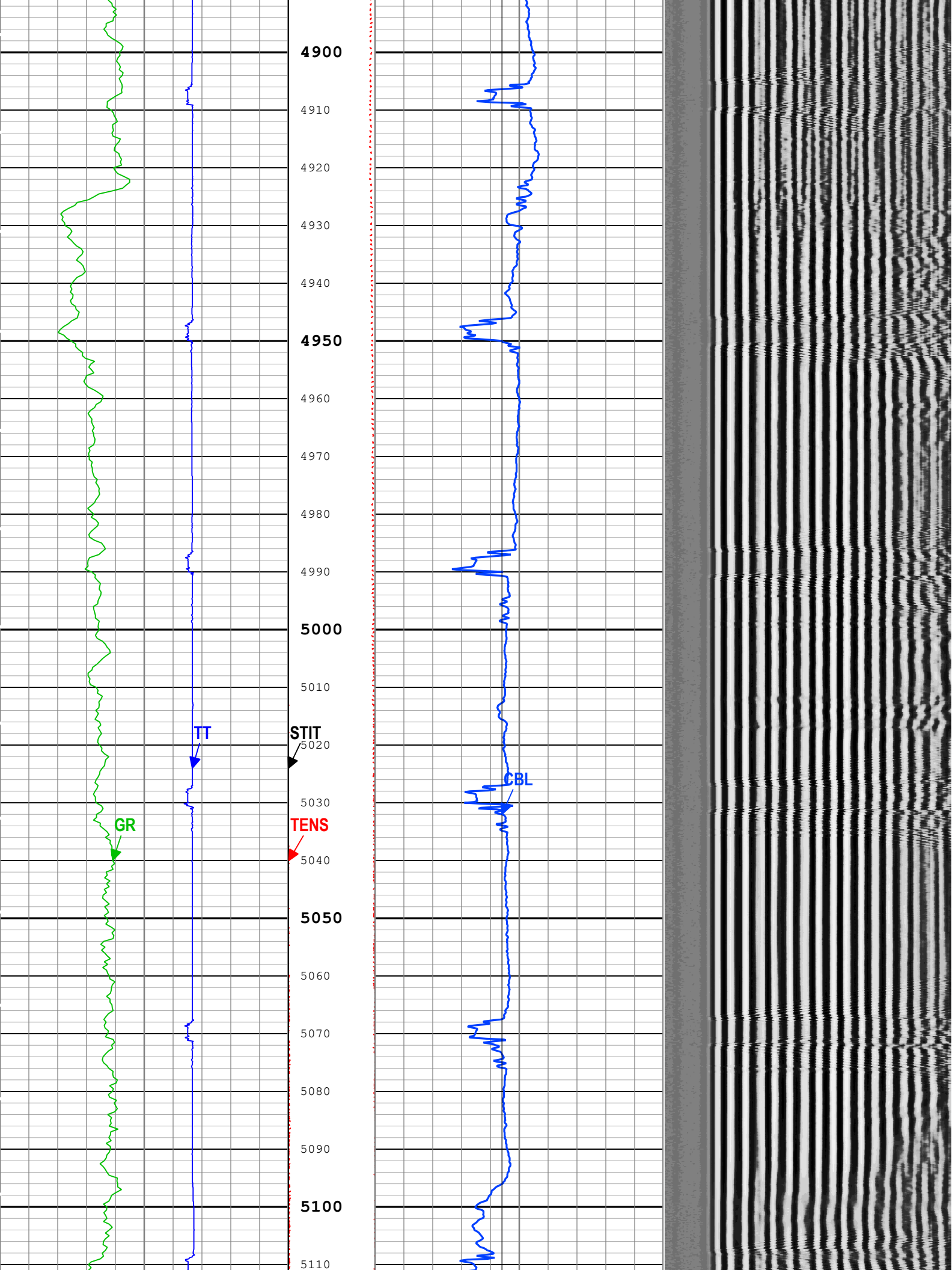
4900
4910
4920
4930
4940
4950
4960
4970
4980
4990
5000
5010
5020
5030
5040
5050
5060
5070
5080
5090
5100
5110
TT
STIT
CBL
GR
TENS

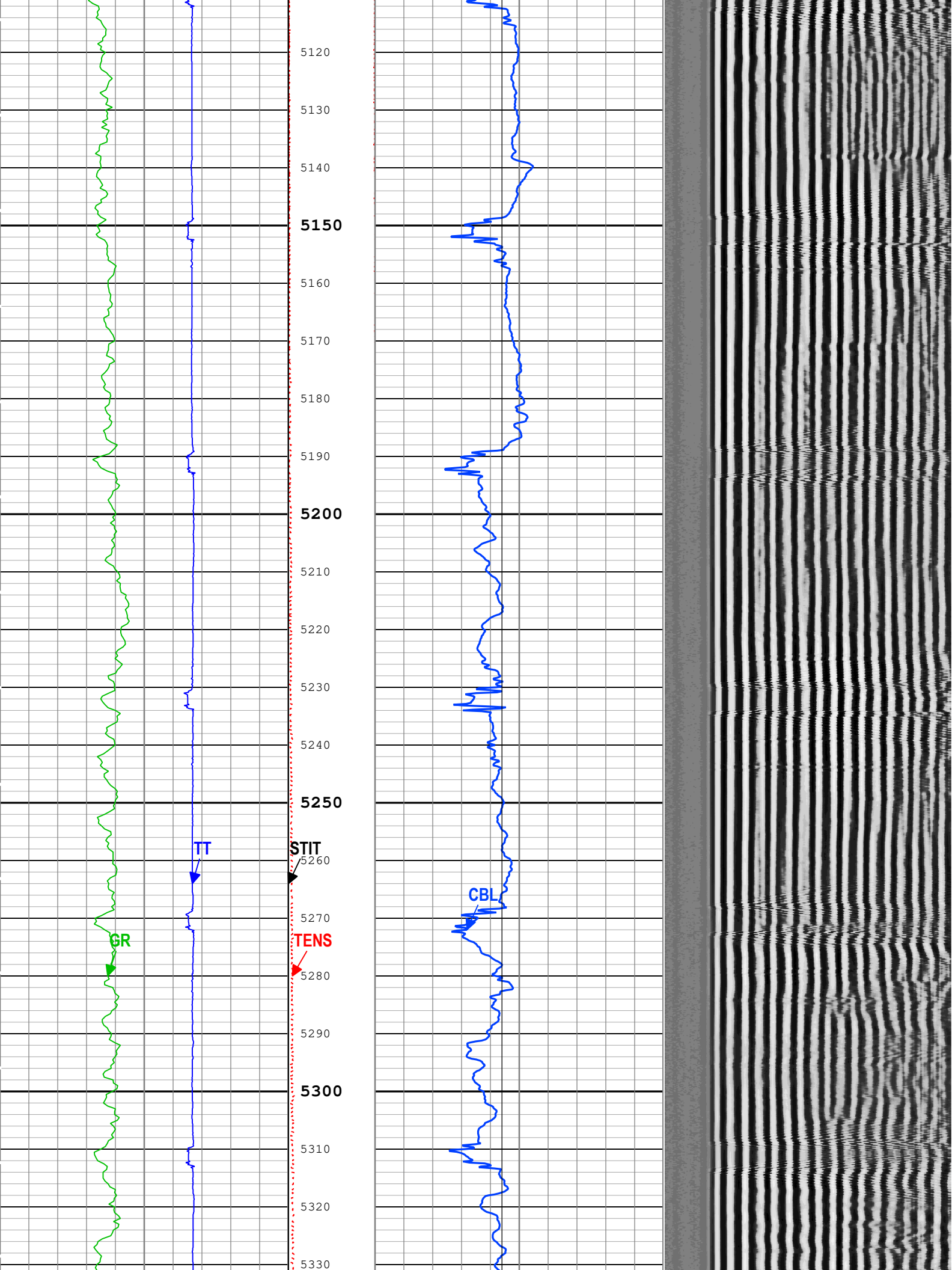
5120
5130
5140
5150
5160
5170
5180
5190
5200
5210
5220
5230
5240
5250
5260
5270
5280
5290
5300
5310
5320
5330
TT
STIT
CBL
GR
TENS

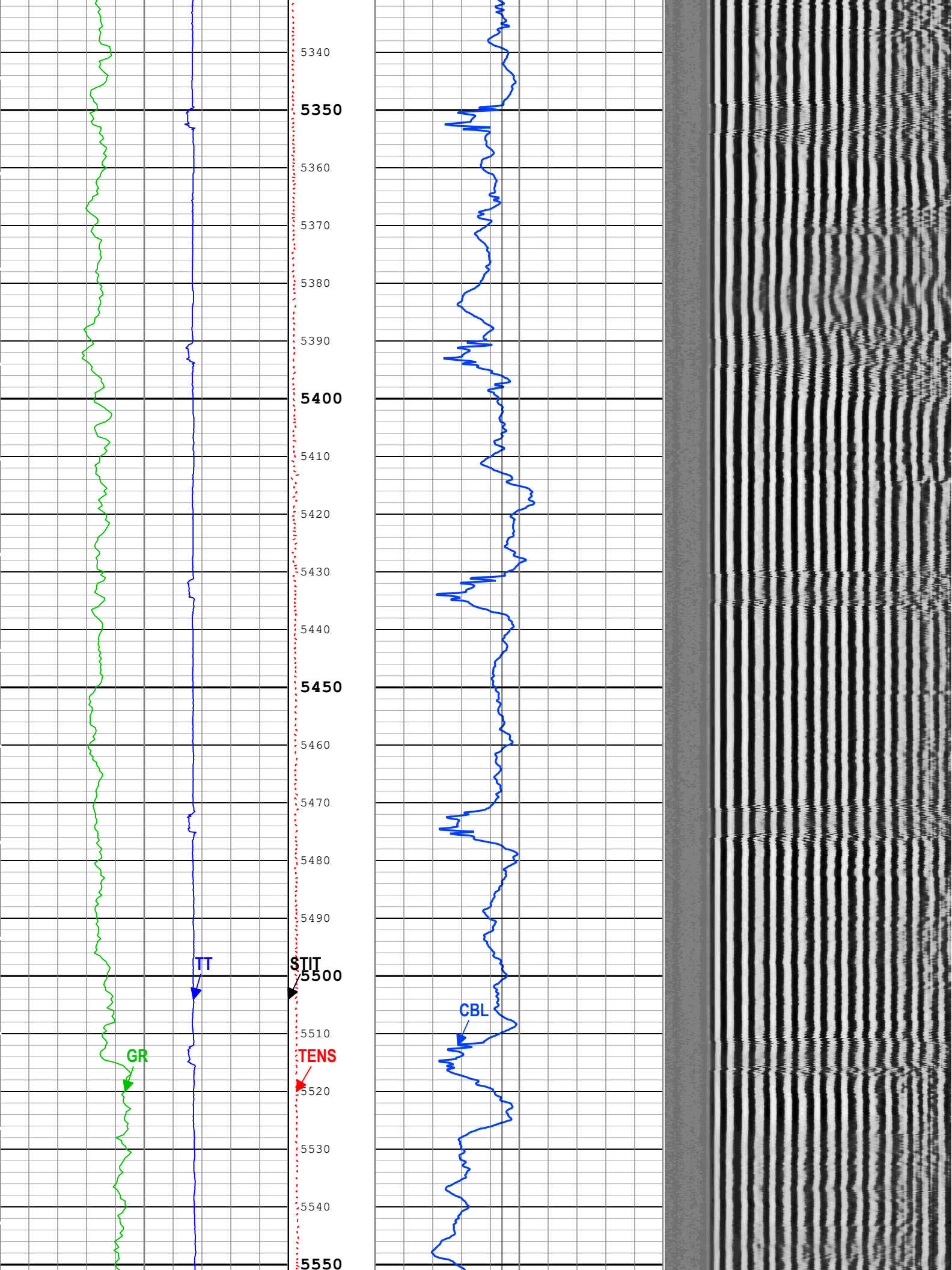
5340
5350
5360
5370
5380
5390
5400
5410
5420
5430
5440
5450
5460
5470
5480
5490
5500
5510
5520
5530
5540
5550
TT
STIT
GR
TENS
CBL

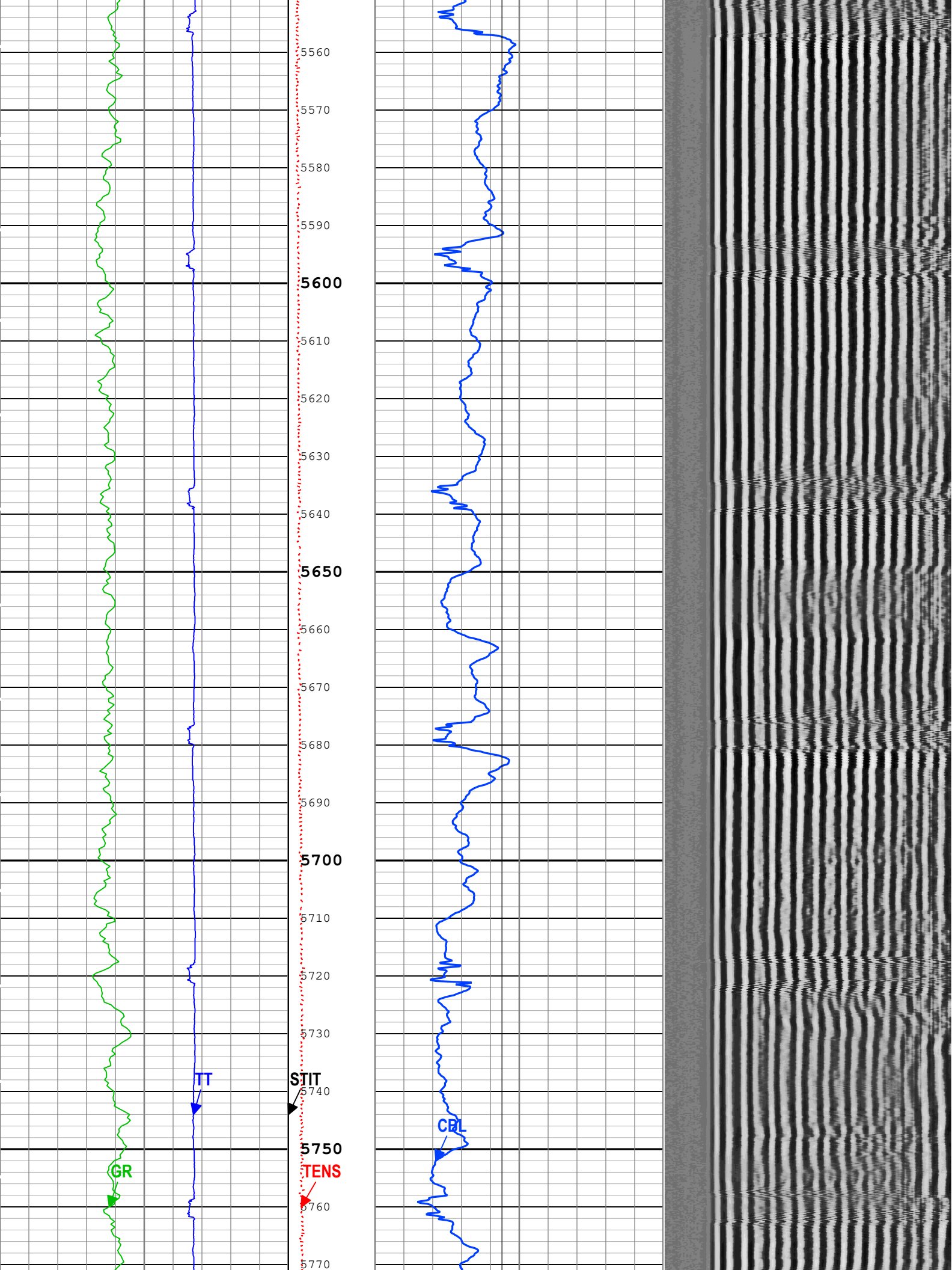
5560
5570
5580
5590
5600
5610
5620
5630
5640
5650
5660
5670
5680
5690
5700
5710
5720
5730
5740
5750
5760
5770
TT
STIT
CBL
GR
TENS

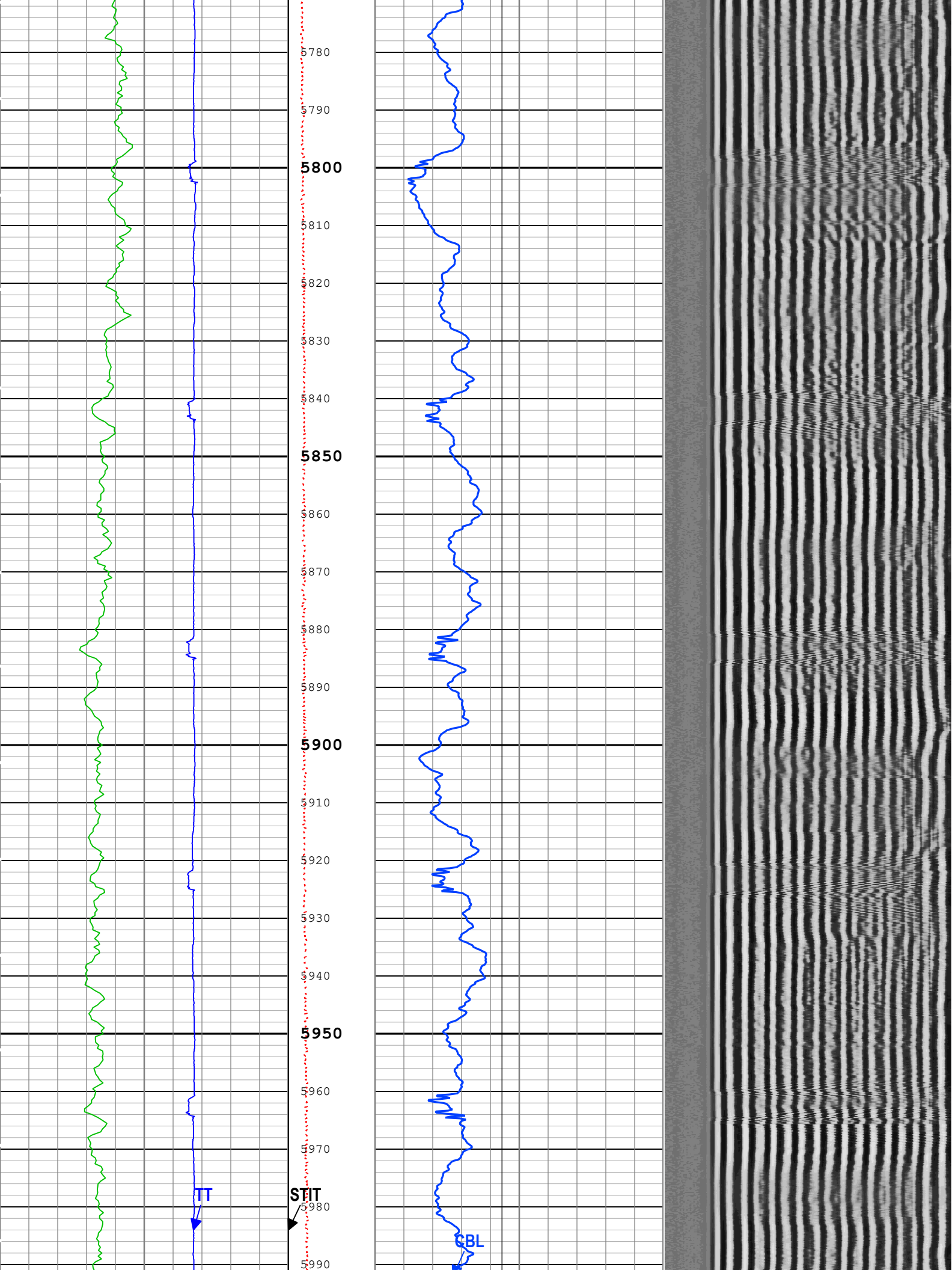
5780
5790
5800
5810
5820
5830
5840
5850
5860
5870
5880
5890
5900
5910
5920
5930
5940
5950
5960
5970
5980
5990
TT
STIT
CBL

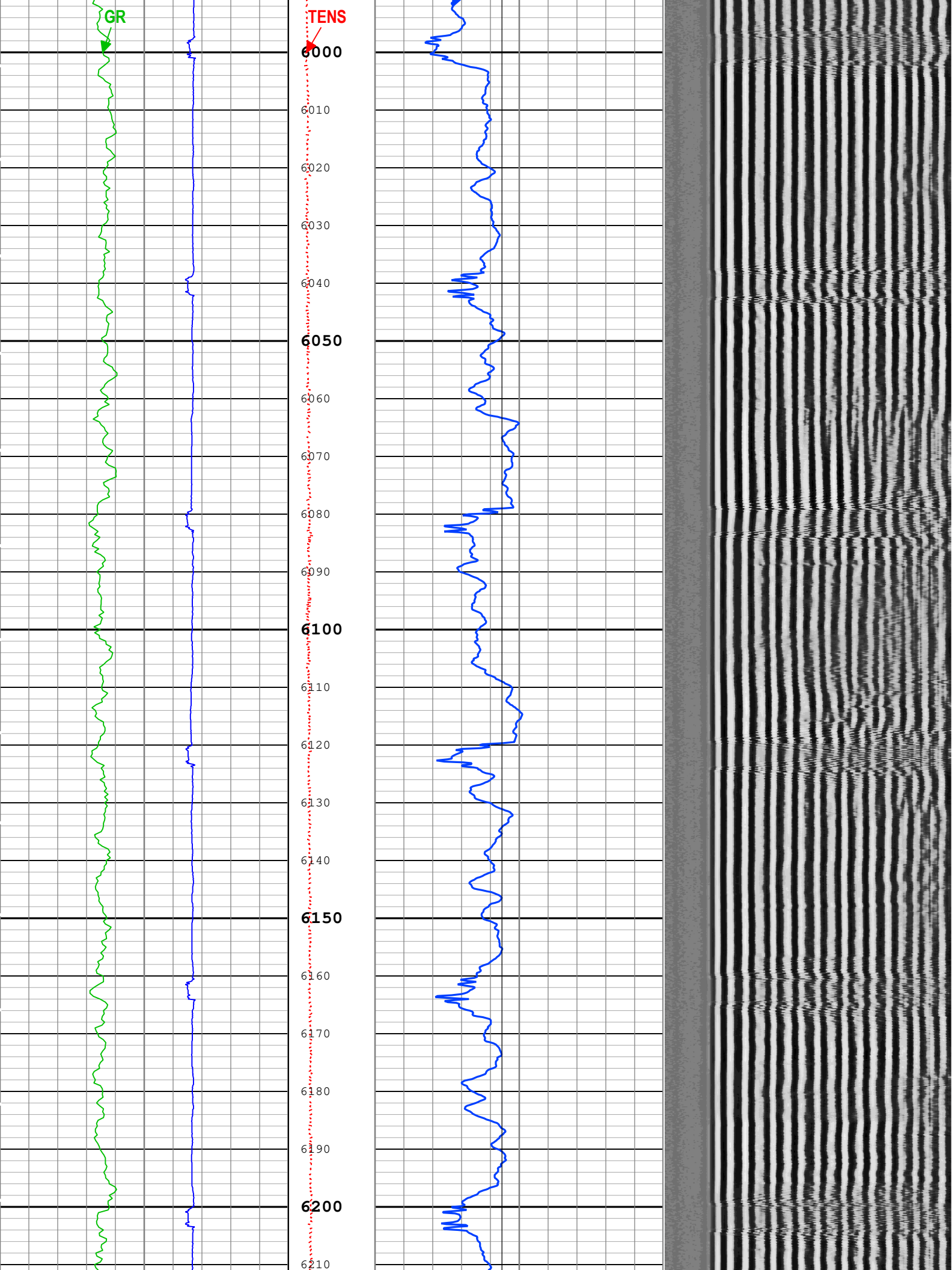
GR
TENS
6000
6010
6020
6030
6040
6050
6060
6070
6080
6090
6100
6110
6120
6130
6140
6150
6160
6170
6180
6190
6200
6210

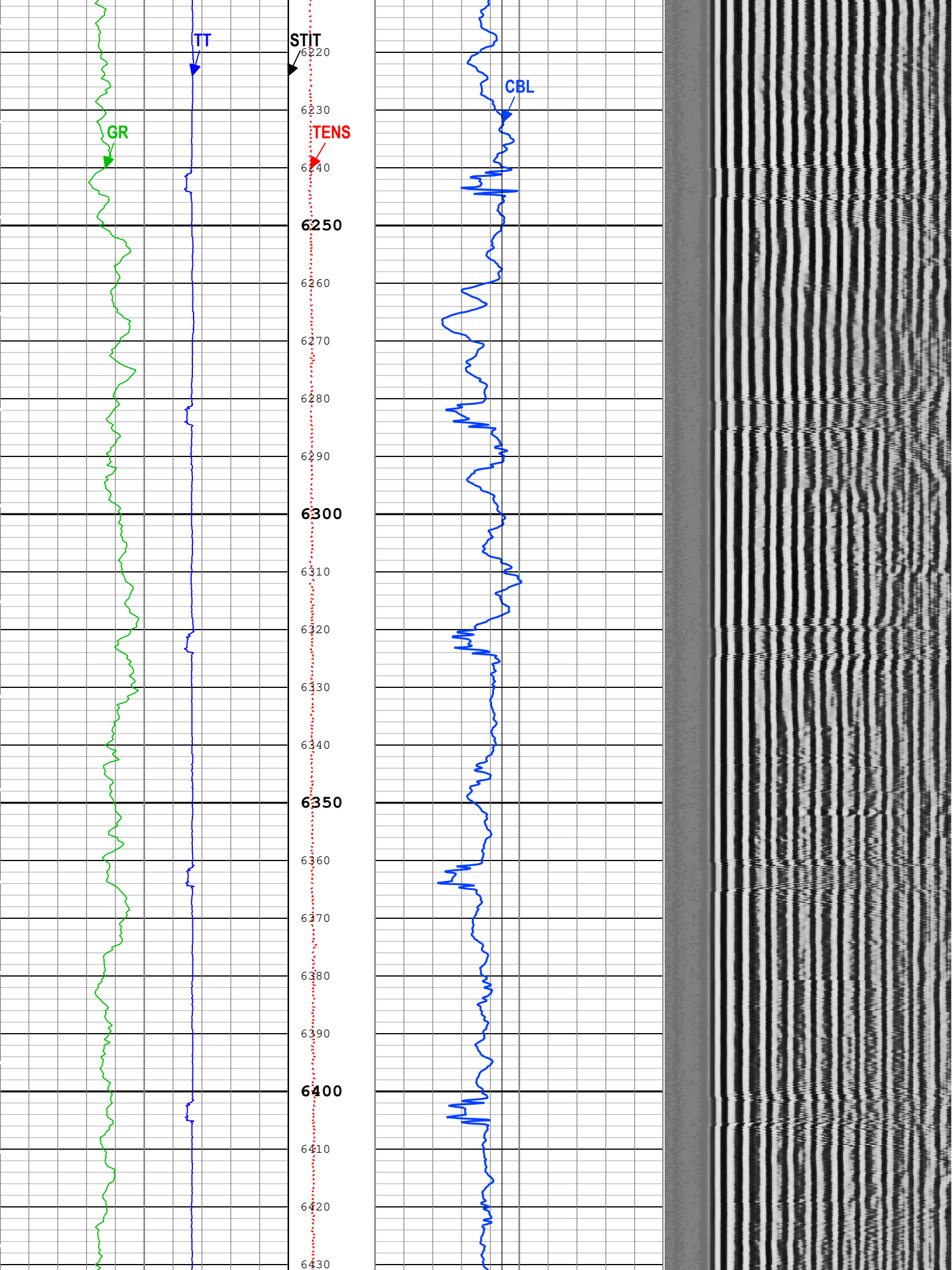
TT
STIT
CBL
GR
TENS
6220
6230
6240
6250
6260
6270
6280
6290
6300
6310
6320
6330
6340
6350
6360
6370
6380
6390
6400
6410
6420
6430

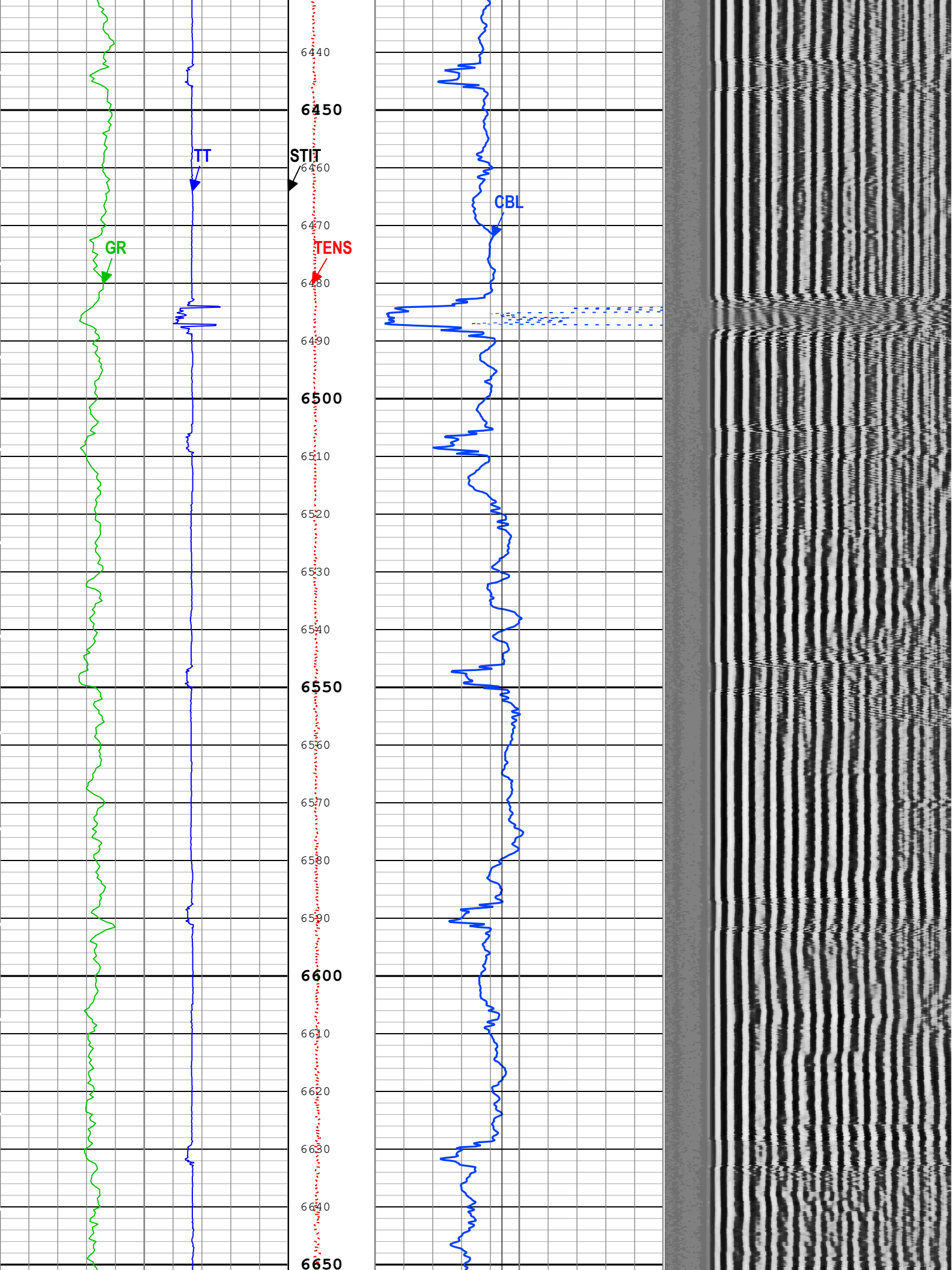
GR
TT
STIT
TENS
CBL
6440
6450
6460
6470
6480
6490
6500
6510
6520
6530
6540
6550
6560
6570
6580
6590
6600
6610
6620
6630
6640
6650

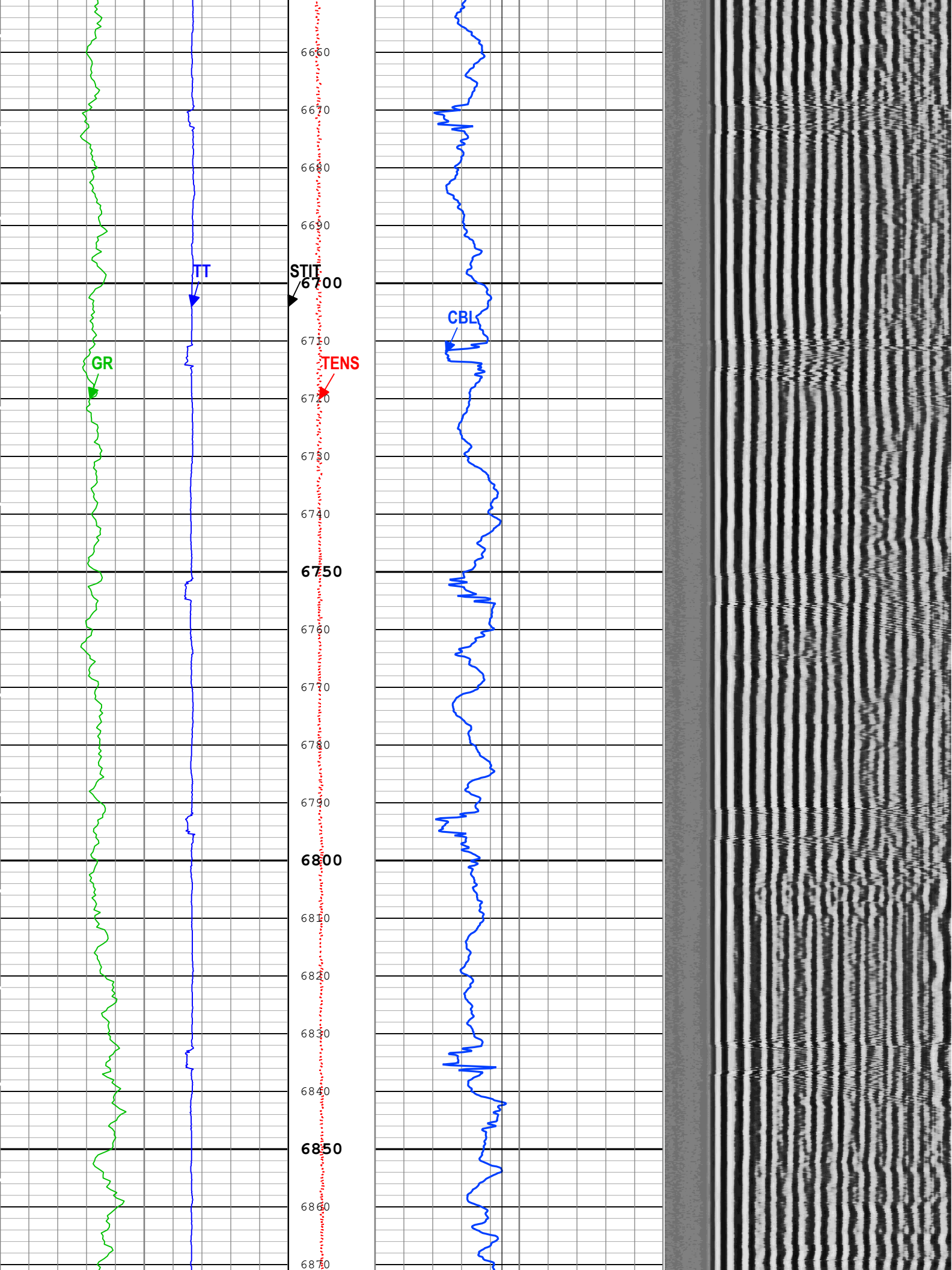
GR
TT
STIT
TENS
CBL
6660
6670
6680
6690
6700
6710
6720
6730
6740
6750
6760
6770
6780
6790
6800
6810
6820
6830
6840
6850
6860
6870

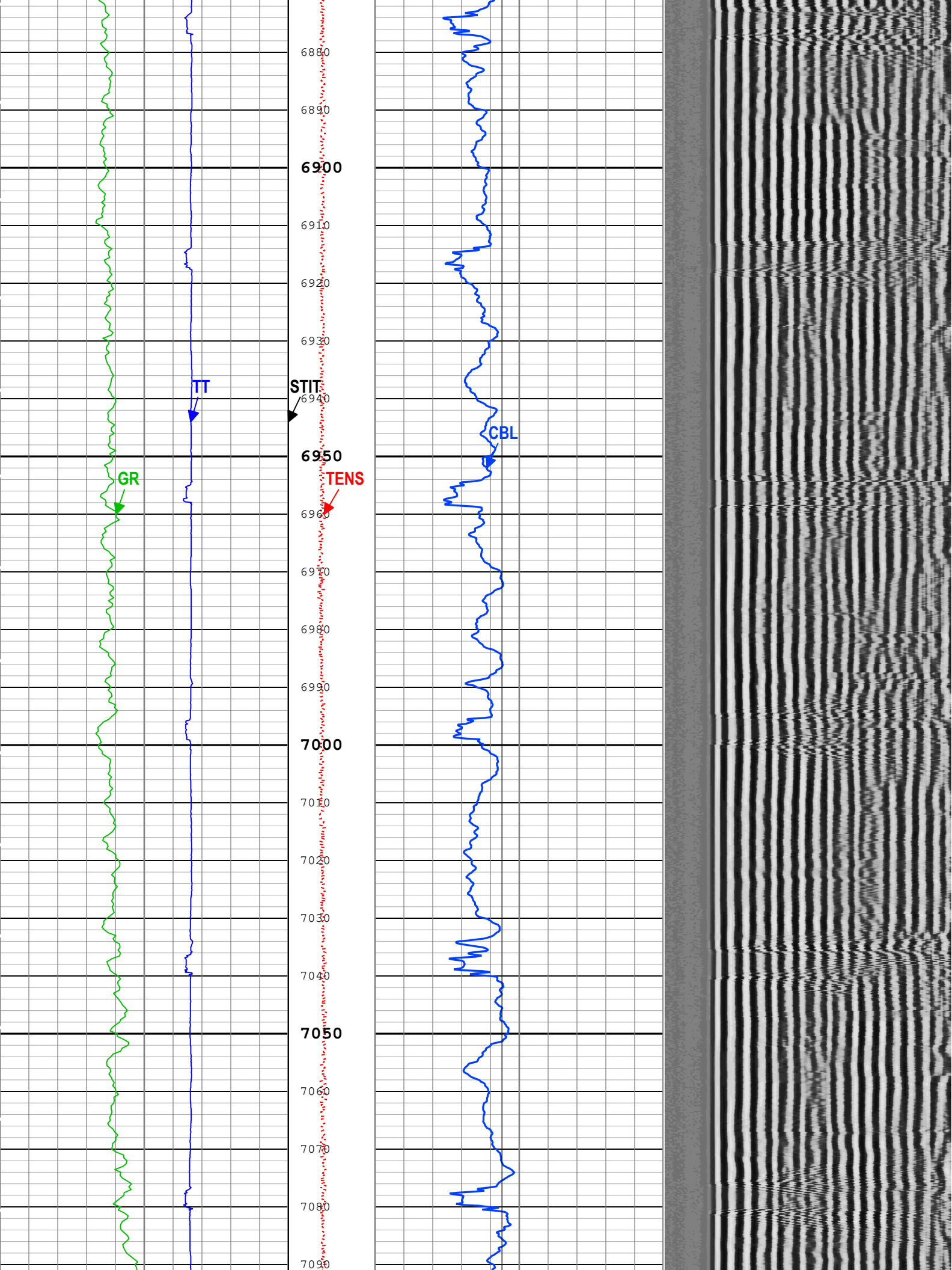
TT
STIT
CBL
GR
TENS
6880
6890
6900
6910
6920
6930
6940
6950
6960
6970
6980
6990
7000
7010
7020
7030
7040
7050
7060
7070
7080
7090

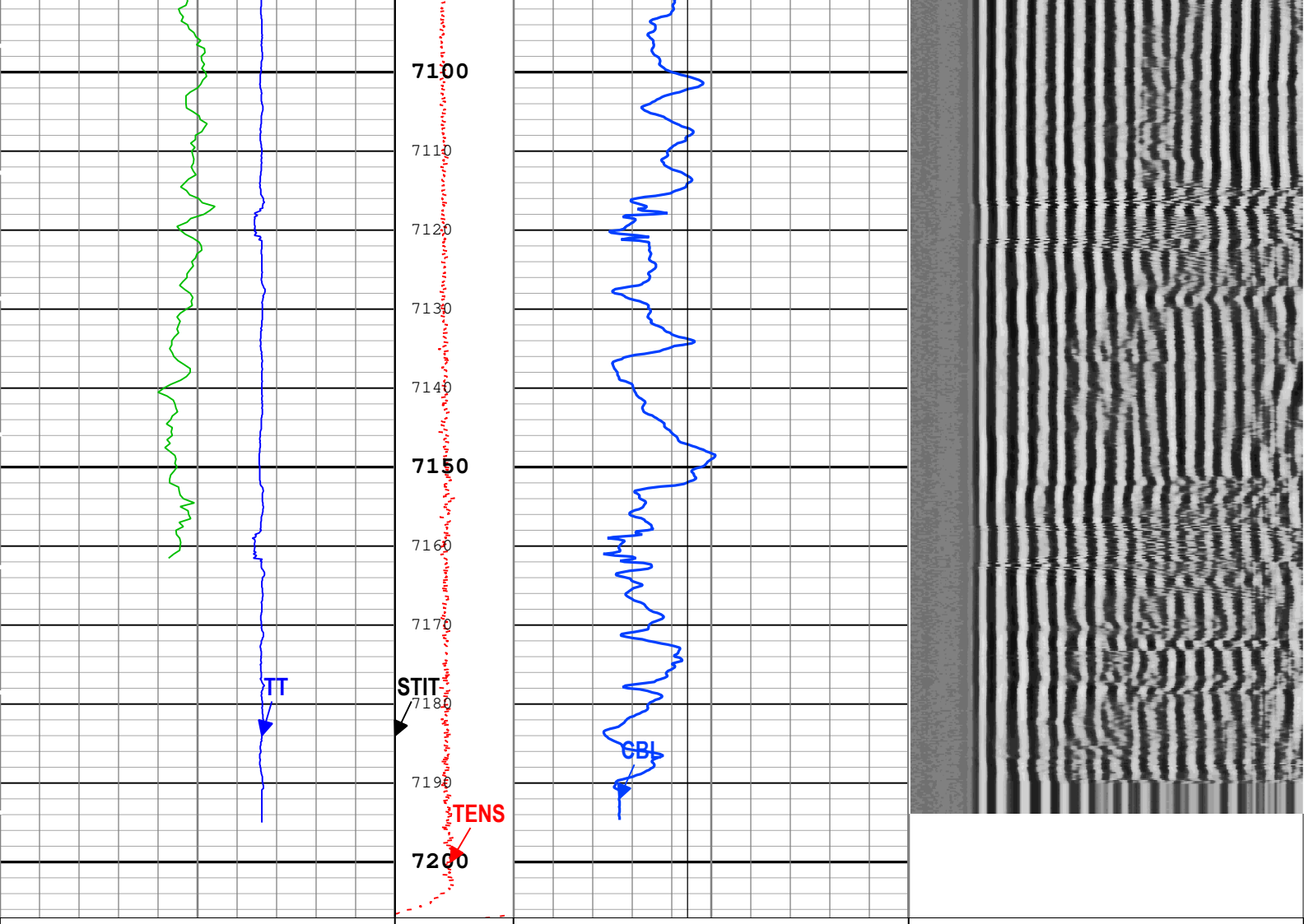

Gamma Ray (GR) PSTP-A
0 gAPI 150

Transit Time for CBL (TT) SCMT-CB
400 us 200

Cable Tension (TENS)
0 lbf 2000

Stuck Tool Indicator, Total (STIT)
0 ft 50

Cable Drag

Tool_Tot. Drag

CBL Amplitude (CBL) SCMT-CB
0 mV 10

CBL Amplitude (CBL) SCMT-CB
0 mV 100

Good Bond (GOBO)
0 mV 10

GoodBond From CBL to GOBO

Min Amplitude Max

VDL VariableDensity (VDL) SCMT-CB
200 us 1200

TIME_1900 - Time Marked every 60.00 (s)

BIEP - Bond Index Event Pips SCMT-CB

Description: Sonic CBL with VDL Format: Log (Sonic CBL with VDL) Index Scale: 5 in per 100 ft Index Unit: ft Index Type: Measured Depth Creation Date: 17-May-2019 21:44:19

Channel Processing Parameters

ONE: Parameters

Parameter	Description	Tool	Value	Unit
BHT	Bottom Hole Temperature	Borehole	229.31	degF
CB3G	SCMT CBL 3 ft Peak Detection T0_Delay and Noise Gate	SCMT-CB	235.75	us
CBLG	CBL Gate Width	SCMT-CB	42	us
CBRA	CBL LQC Reference Amplitude in Free Pipe	SCMT-CB	72	mV

DC_MODE	Depth Correction Mode	DepthCorrection	Real-time	
DFD	Drilling Fluid Density	Borehole	8.4	lbm/gal
DFT_CATEGORY	Drilling Fluid Type	Borehole	Water	
GOBO_CURR	Good Bond in Arbitrary Cement	SCMT-CB	4.41	mV
GTSE	Generalized Temperature Selection, from Measured or Computed Temperature	Borehole	WTEP	
MATT_CURR	Maximum Attenuation in Arbitrary Cement	SCMT-CB	11.85	dB/ft
MCI	Minimum Cemented Interval for Isolation	SCMT-CB	Depth Zoned	ft
MSA	Minimum Sonic Amplitude	SCMT-CB	2.19	mV
MSA_CURR	Minimum Sonic Amplitude in Arbitrary Cement	SCMT-CB	2.19	mV
RUN_SNUM	Run Sequence Number	WSDRUN	1	

Depth Zone Parameters

Parameter	Value	Start (ft)	Stop (ft)
MCI	14.81	100	2305
MCI	4.75	2305	7207.08

All depth are actual.

Tool Control Parameters

ONE: Parameters

Parameter	Description	Tool	Value	Unit
CMTM	SCMT Operating Mode	SCMT-CB	Log	
MAX_LOG_SPEED	Toolstring Maximum Logging Speed	WLSESSION	Time Zoned	ft/h
PCCG	PSP Downhole CCL Gain	PSTP-A	Time Zoned	

Time Zone Parameters

Parameter	Value	Start Time	Stop Time	Start Depth (ft)	Stop Depth (ft)
MAX_LOG_SPEED	1077.14	17-May-2019 15:40:44	17-May-2019 18:44:50	7207.07	4195.03
MAX_LOG_SPEED	1800	17-May-2019 18:44:50	17-May-2019 21:05:54	4195.03	105.2
PCCG	12 dB	17-May-2019 15:40:44	17-May-2019 15:42:13	7207.07	7190.33
PCCG	24 dB	17-May-2019 15:42:13	17-May-2019 15:46:06	7190.33	7127.02
PCCG	0 dB	17-May-2019 15:46:06	17-May-2019 15:50:58	7127.02	7049.26
PCCG	12 dB	17-May-2019 15:50:58	17-May-2019 18:51:18	7049.26	4079.74
PCCG	0 dB	17-May-2019 18:51:18	17-May-2019 18:53:29	4079.74	4015.58
PCCG	12 dB	17-May-2019 18:53:29	17-May-2019 21:05:54	4015.58	105.2

All depth are at tool zero.

ONE

Main Pass

Software Version

Acquisition System	Version
Maxwell 2019	9.0.106845.3100

Pass Summary

Run Name	Pass Objective	Direction	Top	Bottom	Start	Stop	DSC Mode	Depth Shift	Include Parallel Data
ONE	Log[5]:Up	Up	105.20 ft	7207.07 ft	17-May-2019 3:40:44 PM	17-May-2019 9:05:54 PM	ON	5.19 ft	No

All depths are referenced to toolstring zero

Description: SCMT VDL Image Format: Log (SCMT_VDL_Image) Index Scale: 5 in per 100 ft Index Unit: ft Index Type: Measured Depth Creation Date: 17-May-2019 21:44:30

TIME_1900 - Time Marked every 60.00 (s)

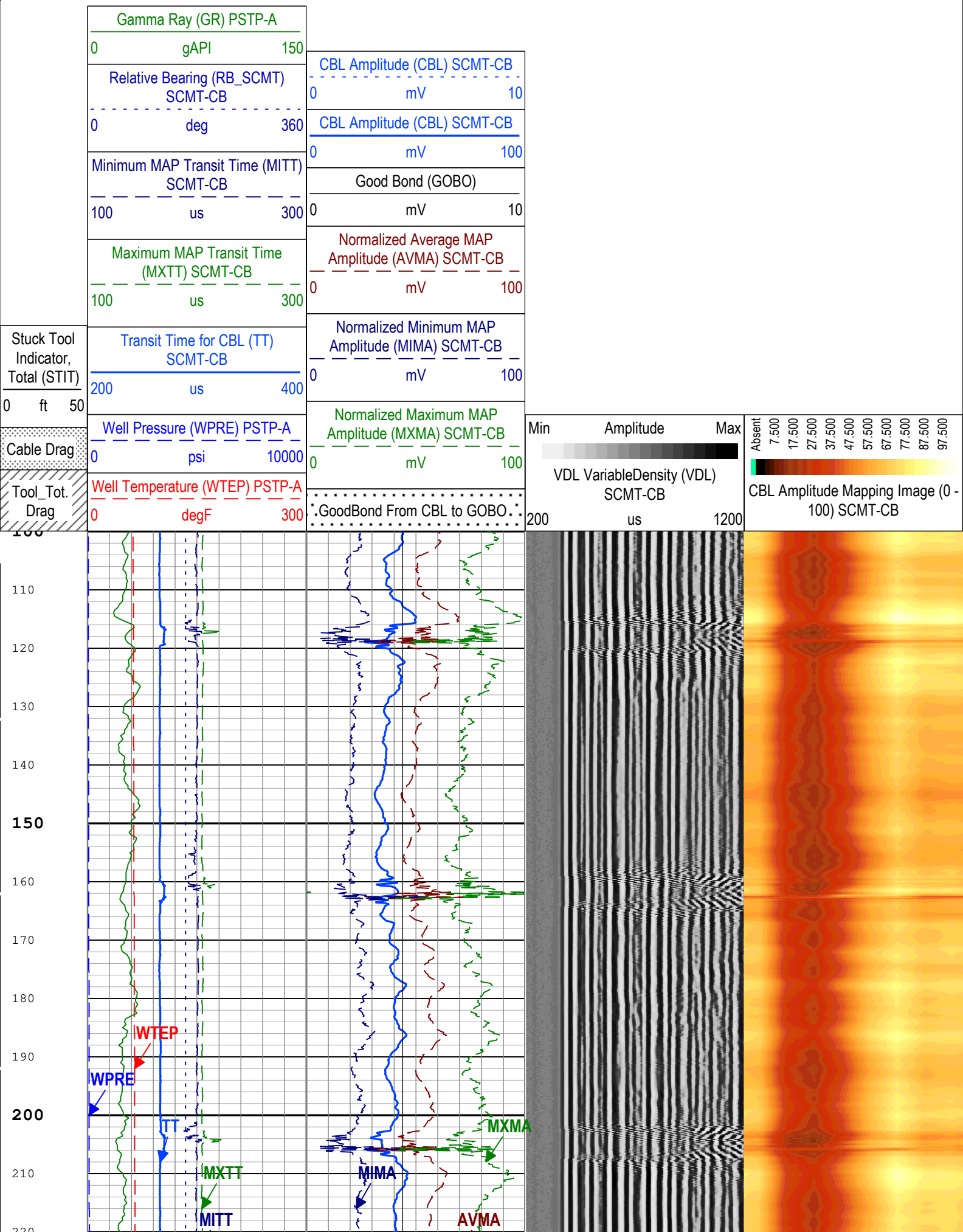

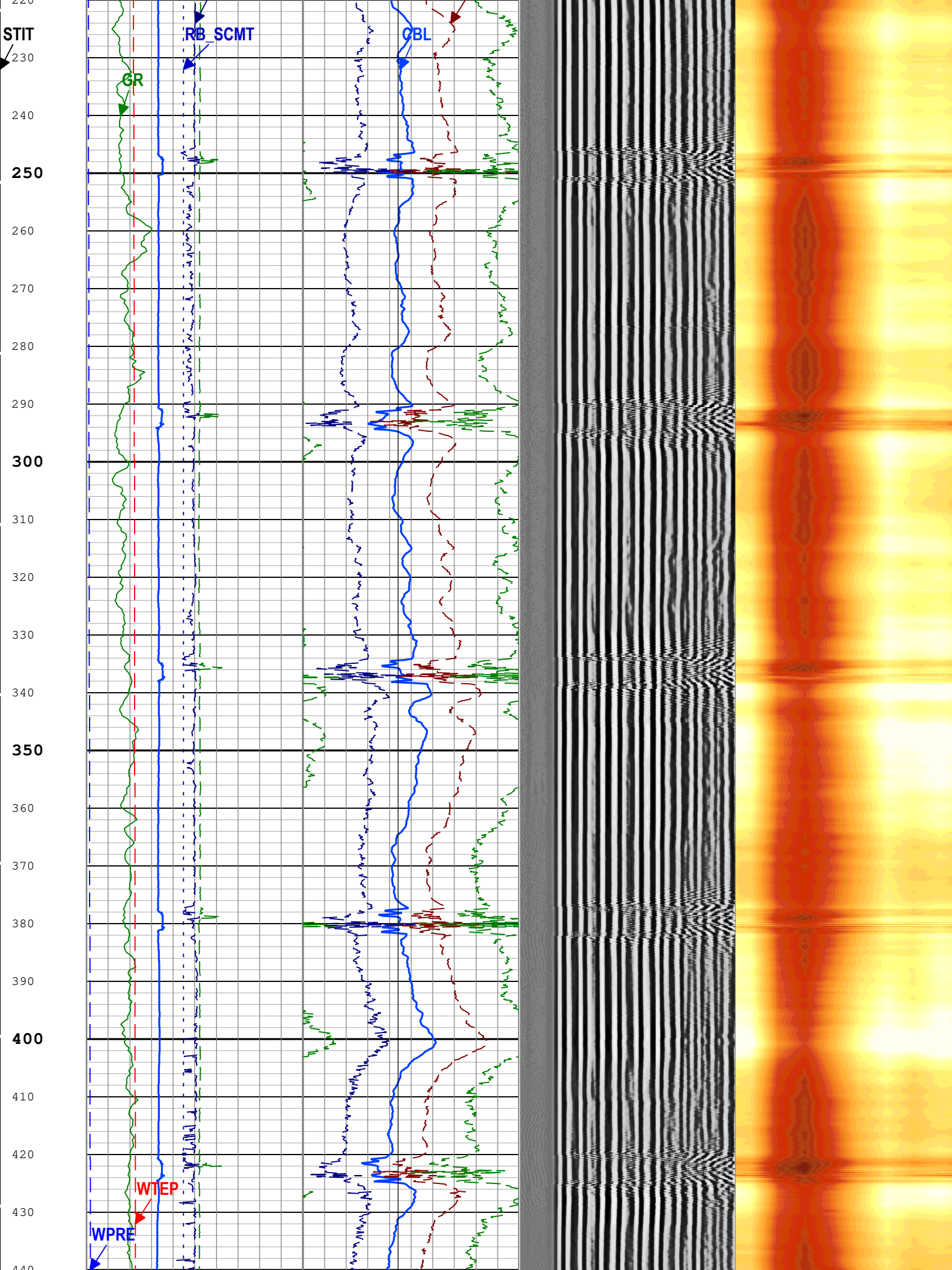
STIT
RB_SCMT
CBL
GR
WTEP
WPRE
220
230
240
250
260
270
280
290
300
310
320
330
340
350
360
370
380
390
400
410
420
430
440

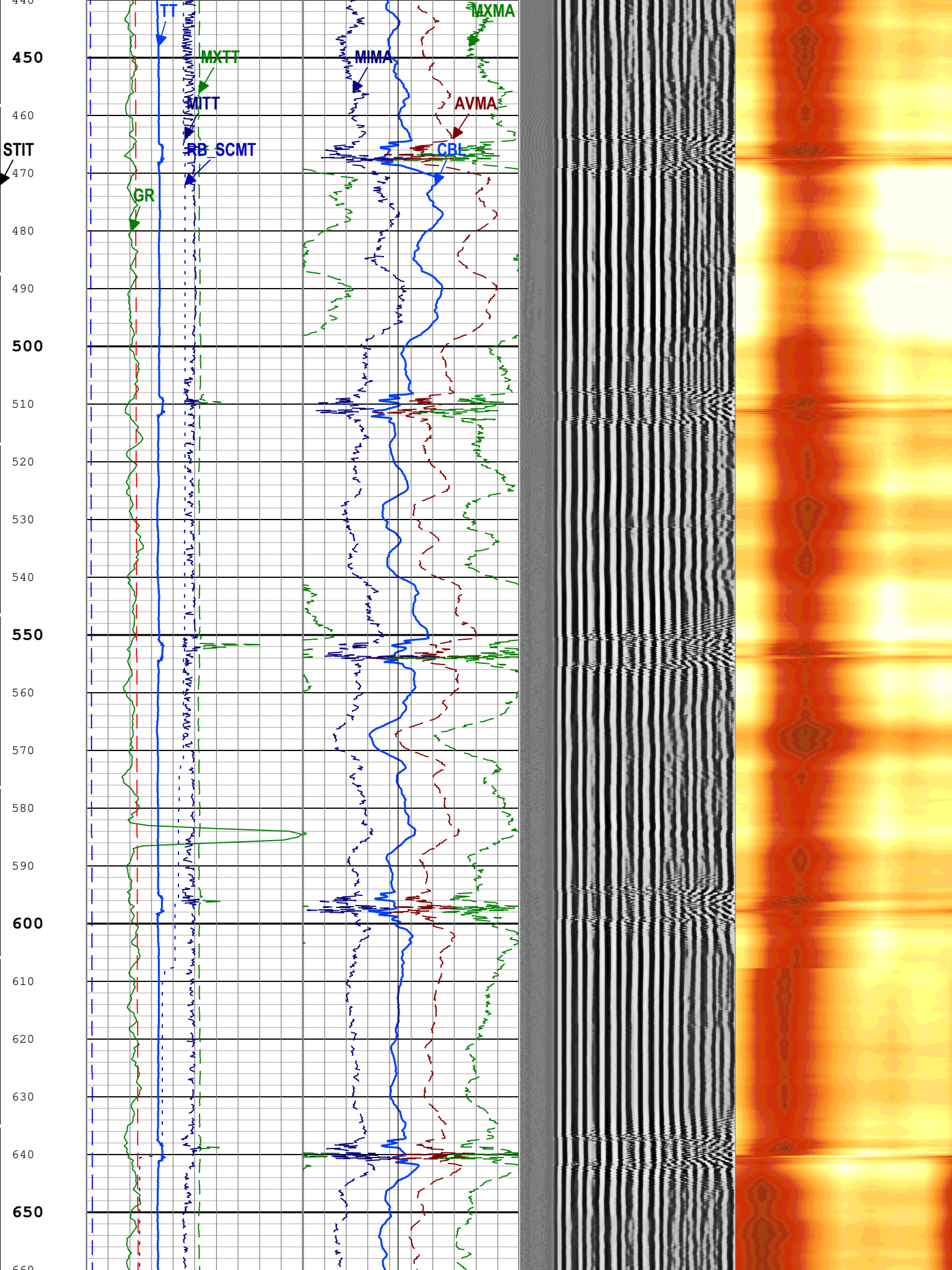
TT
MXTT
MITT
RB_SCMT
GR
MIMA
MXMA
AVMA
CBL
STIT
440
450
460
470
480
490
500
510
520
530
540
550
560
570
580
590
600
610
620
630
640
650
660

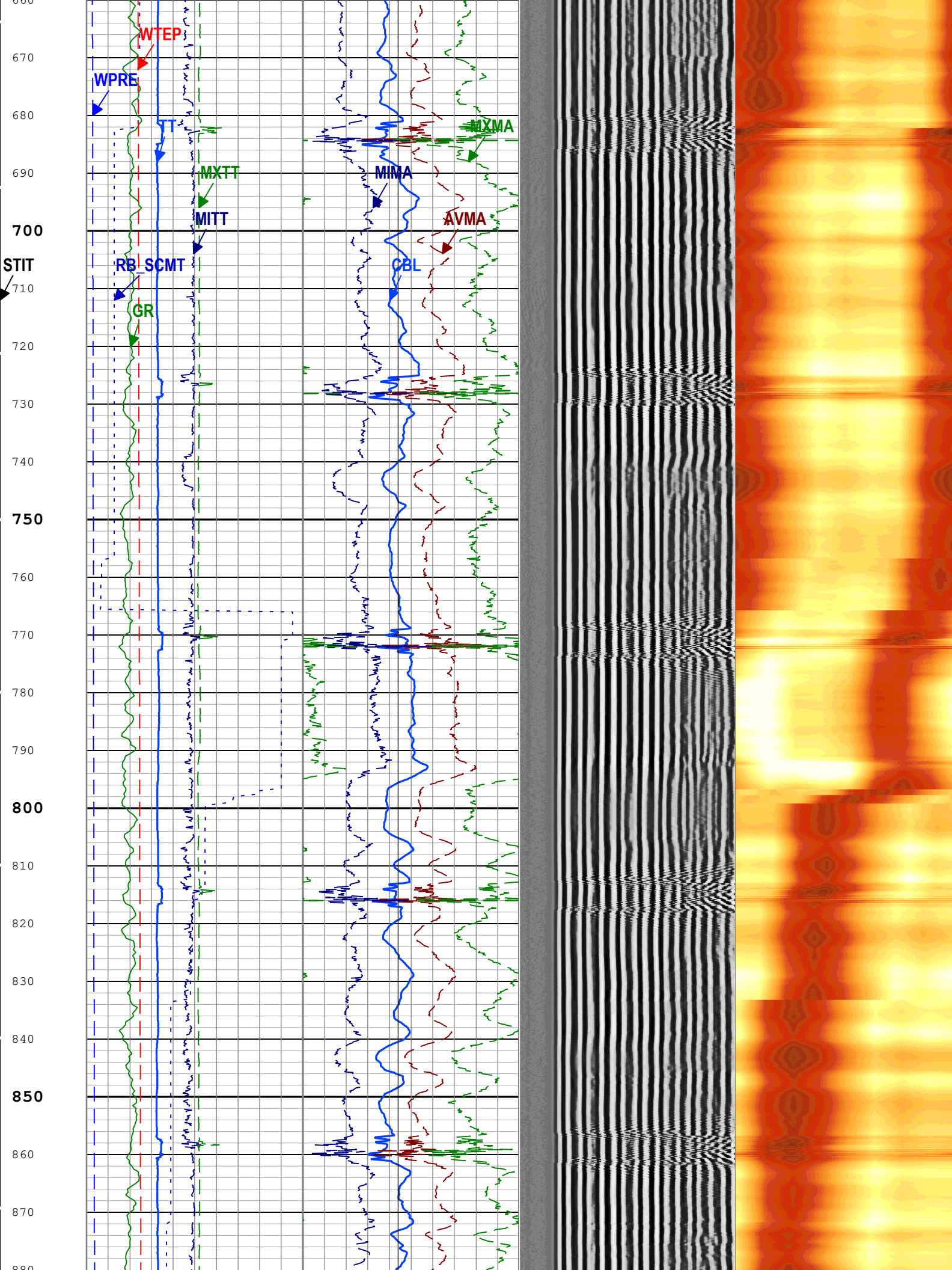
WTEP
WPRE
TT
MXTT
MITT
RB_SCMT
GR
MXMA
MIMA
AVMA
CBL
STIT
660
670
680
690
700
710
720
730
740
750
760
770
780
790
800
810
820
830
840
850
860
870
880

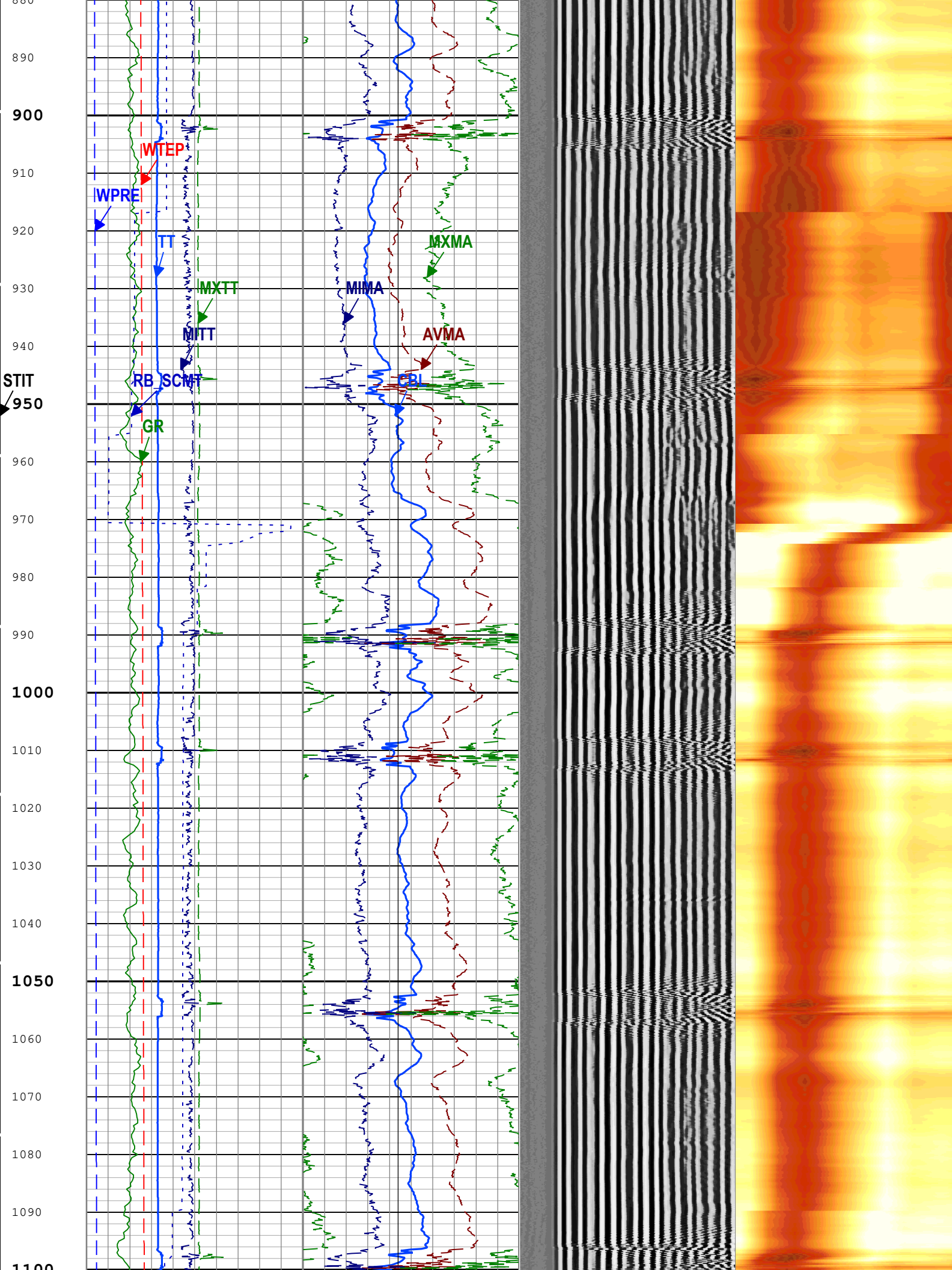
880
890
900
910
920
930
940
STIT
950
960
970
980
990
1000
1010
1020
1030
1040
1050
1060
1070
1080
1090
1100
WTEP
WPRE
TT
MXTT
MITT
RB_SCMT
GR
MIMA
MXMA
AVMA
CBL

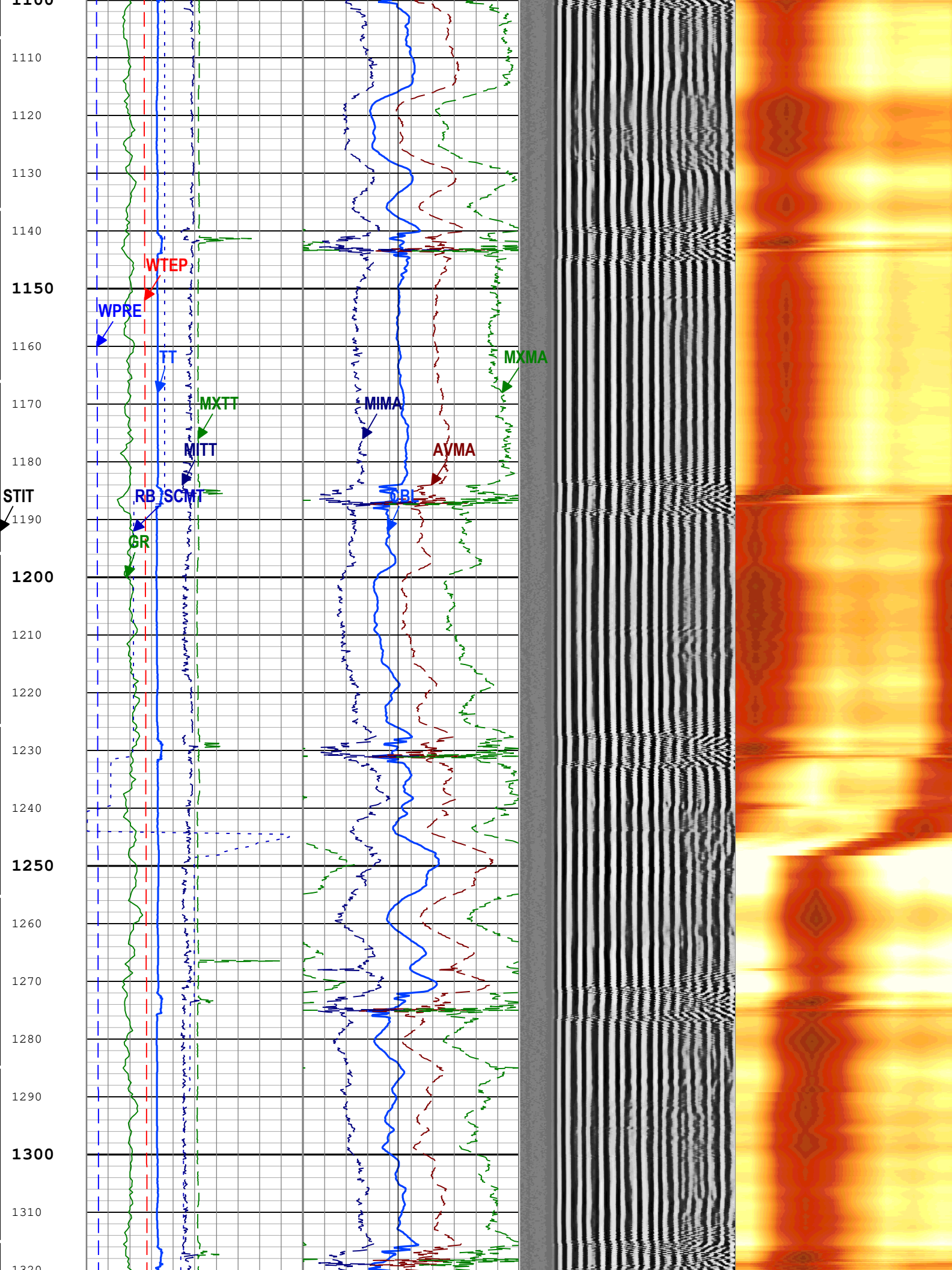
1100
1110
1120
1130
1140
1150
1160
1170
1180
1190
1200
1210
1220
1230
1240
1250
1260
1270
1280
1290
1300
1310
1320
WTEP
WPRE
TT
MXTT
MITT
RB
SCMT
GR
STIT
MIMA
CBL
AVMA
MXMA

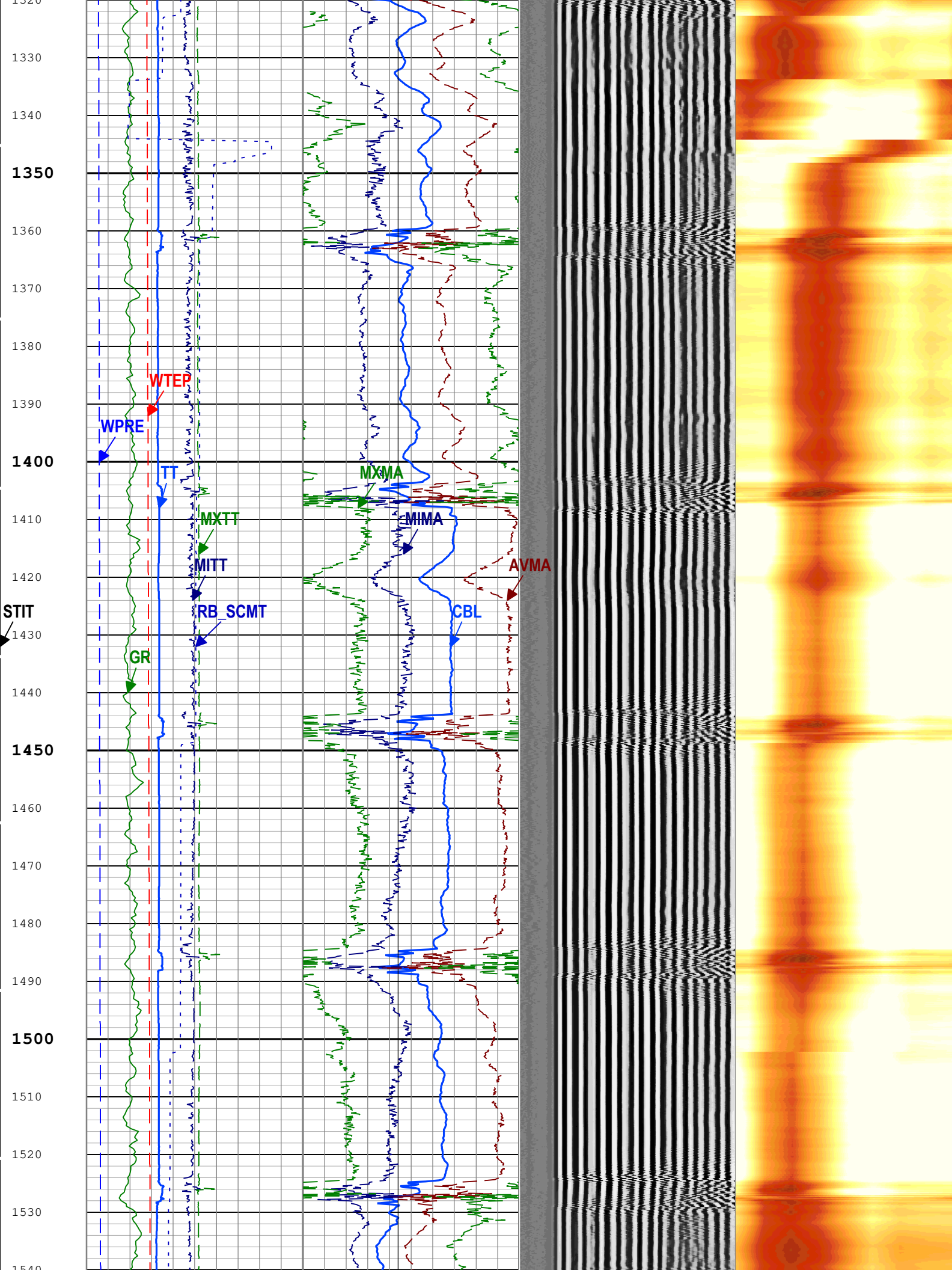
1320
1330
1340
1350
1360
1370
1380
1390
1400
1410
1420
1430
1440
1450
1460
1470
1480
1490
1500
1510
1520
1530
1540
WTEP
WPRE
TT
MXTT
MITT
RB_SCMT
GR
STIT
MXMA
MIMA
AVMA
CBL

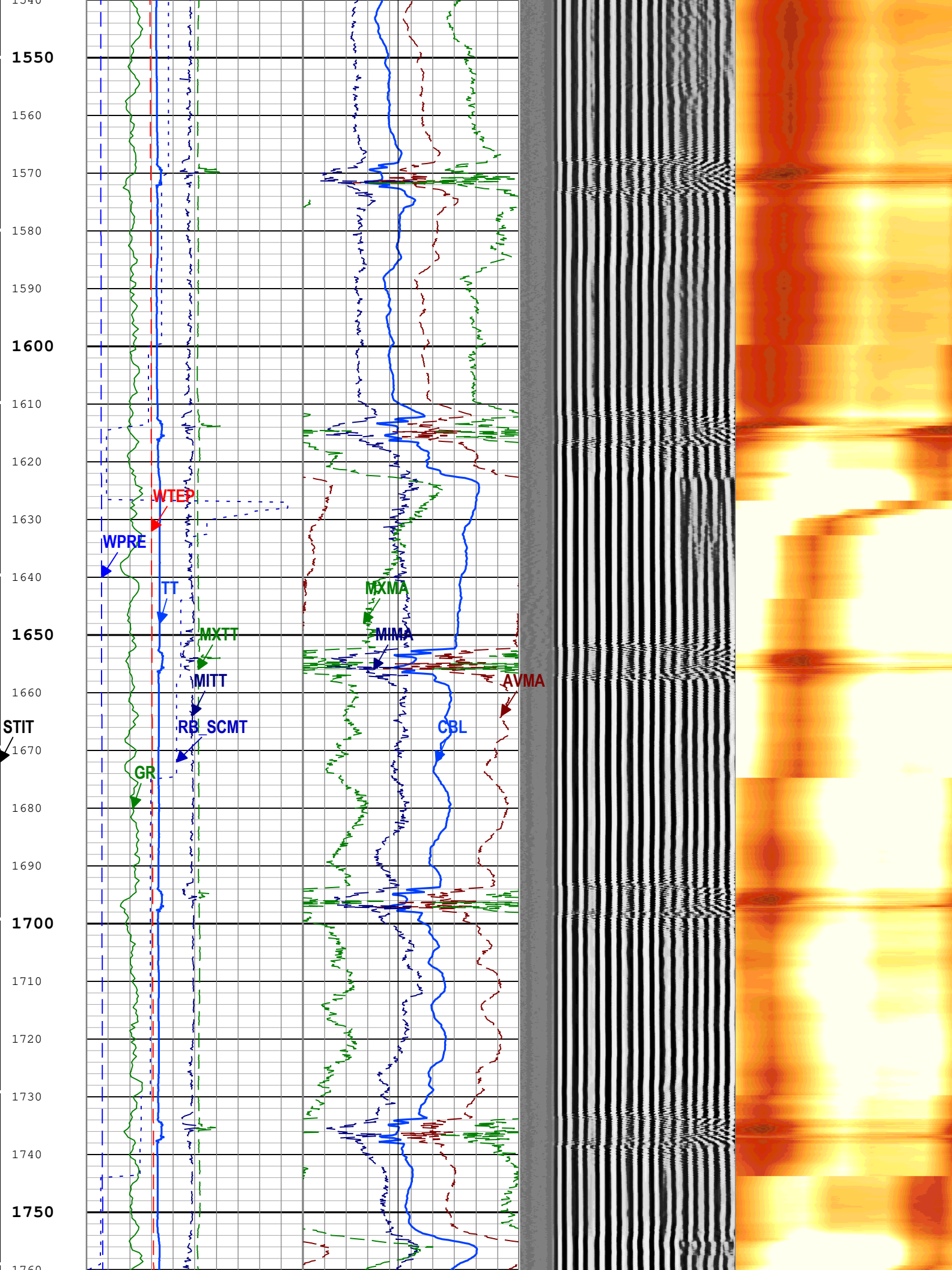
1550
1560
1570
1580
1590
1600
1610
1620
1630
1640
1650
1660
STIT
1670
1680
1690
1700
1710
1720
1730
1740
1750
1760
WTEP
WPRE
TT
MXTT
MITT
RB_SCMT
GR
MXMA
MIMA
AVMA
CBL

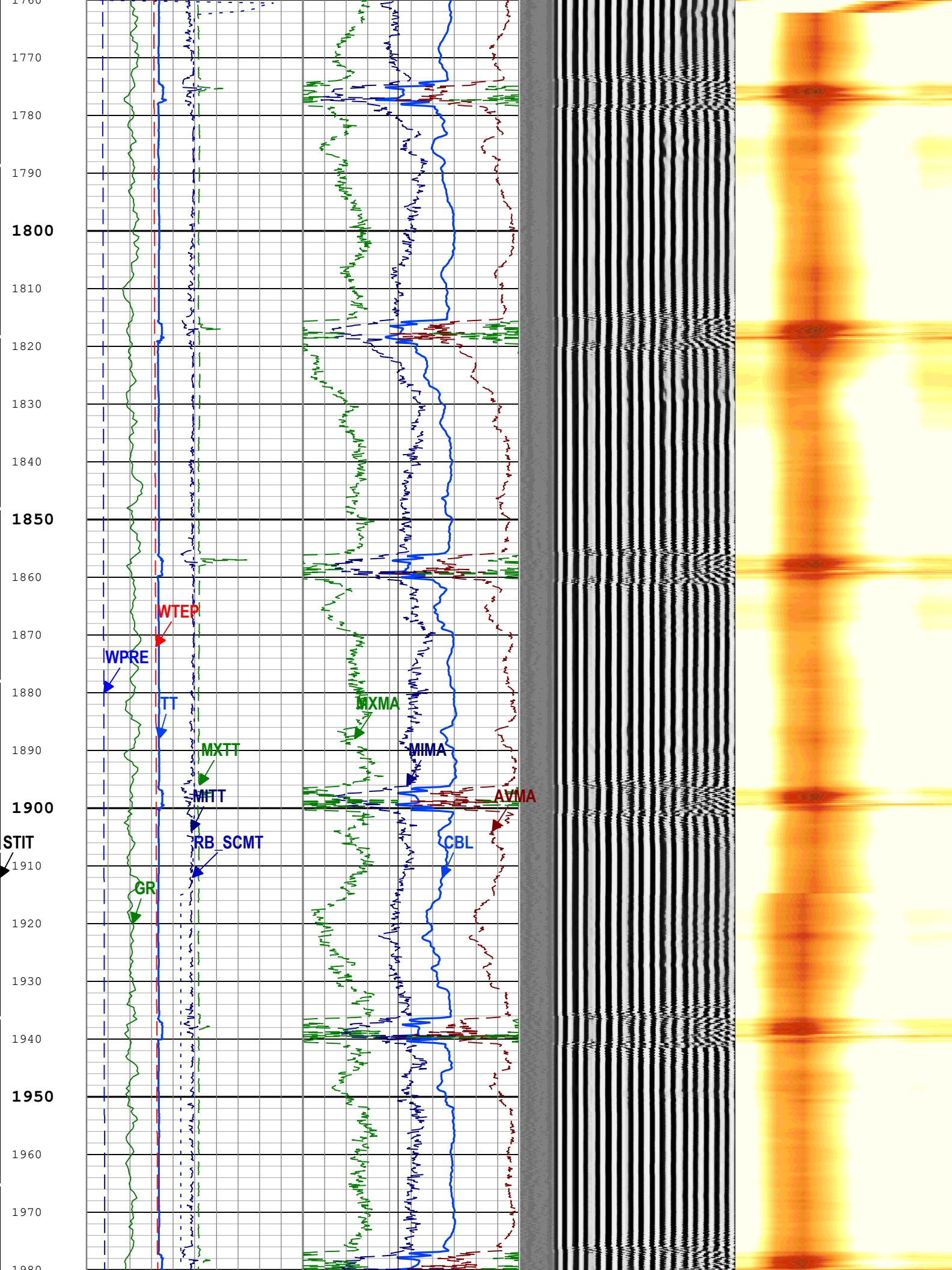
1760
1770
1780
1790
1800
1810
1820
1830
1840
1850
1860
1870
1880
1890
1900
1910
1920
1930
1940
1950
1960
1970
1980
WTEP
WPRE
TT
MXTT
MITT
RB_SCMT
GR
STIT
MXMA
MIMA
AVMA
CBL

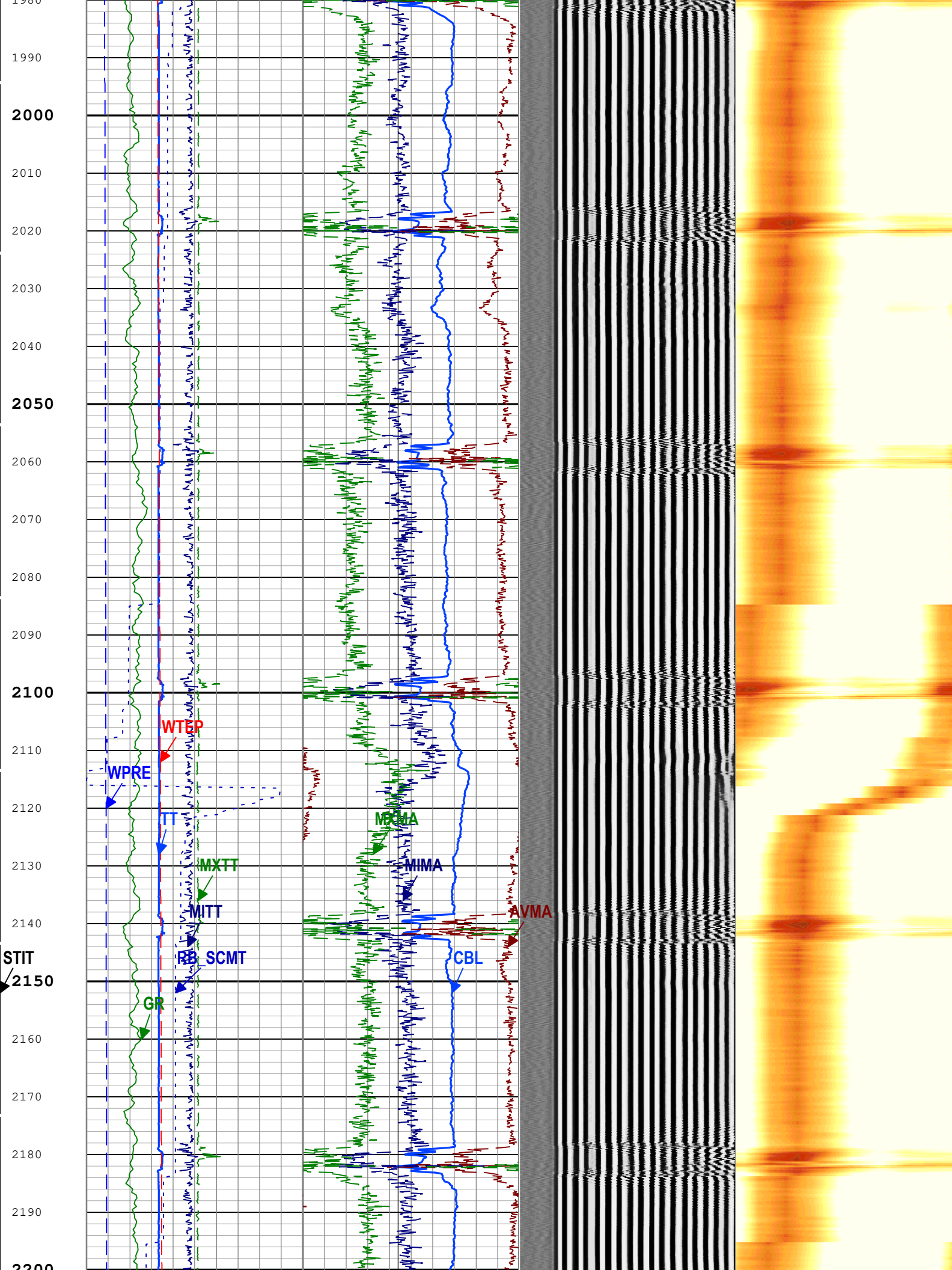
1980
1990
2000
2010
2020
2030
2040
2050
2060
2070
2080
2090
2100
2110
2120
2130
2140
STIT
2150
2160
2170
2180
2190
2200
WTEP
WPRE
TT
MXTT
MITT
RB_SCMT
GR
MXMA
MIMA
AVMA
CBL

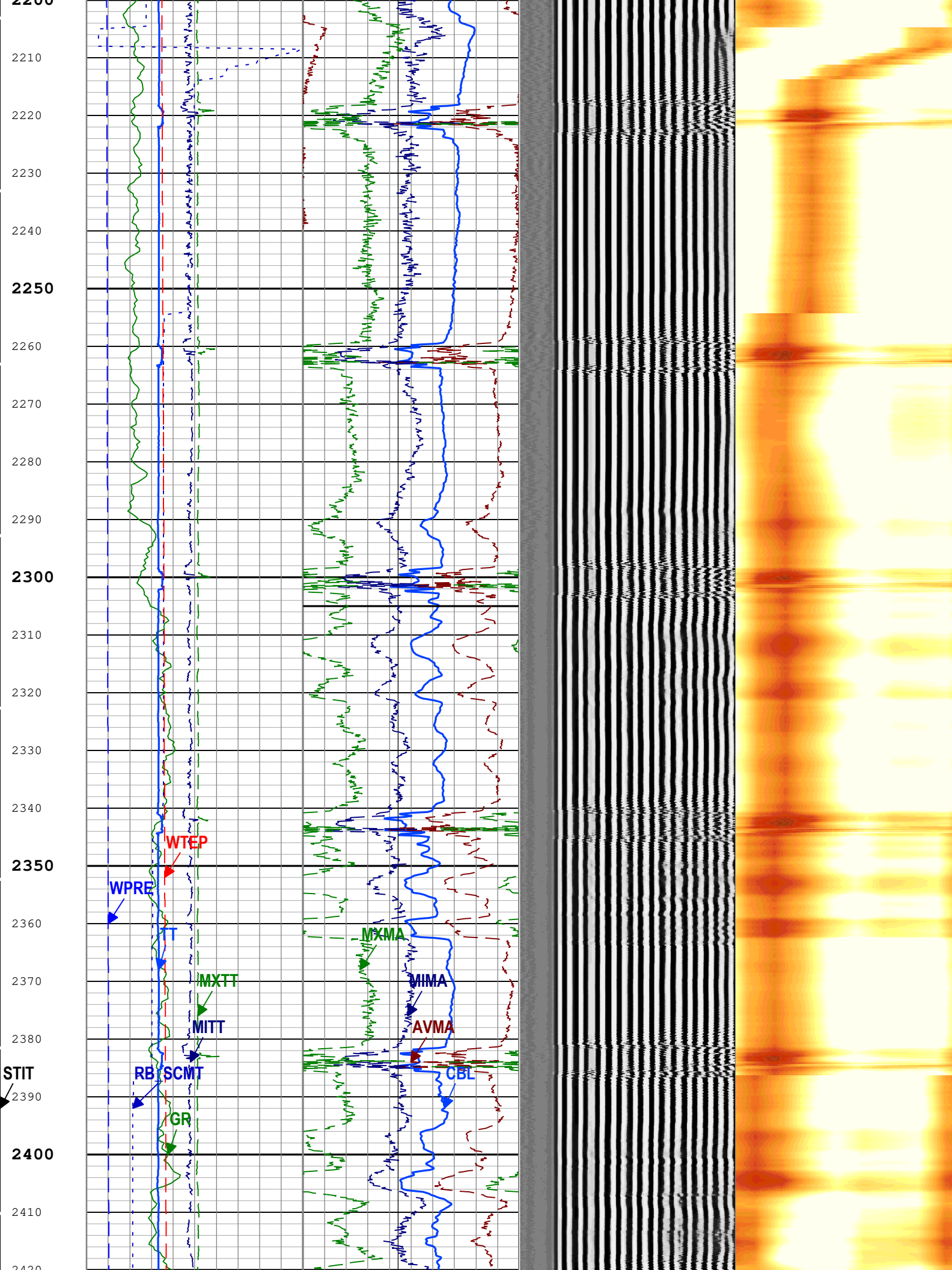
2200
2210
2220
2230
2240
2250
2260
2270
2280
2290
2300
2310
2320
2330
2340
2350
2360
2370
2380
2390
2400
2410
2420
WTEP
WPRE
TT
MXTT
MITT
RB
SCMT
GR
STIT
MXMA
MIMA
AVMA
CBL

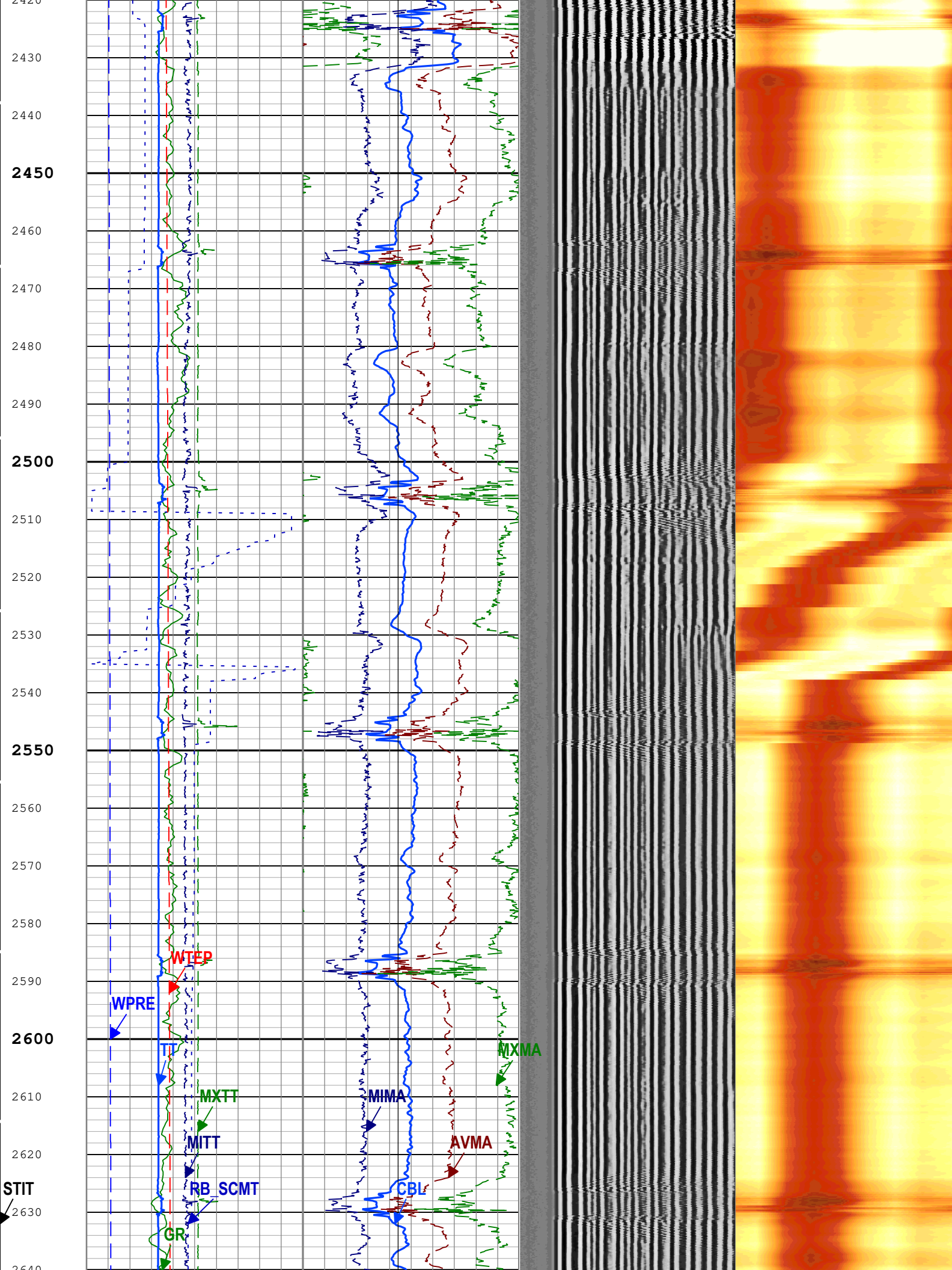
2420
2430
2440
2450
2460
2470
2480
2490
2500
2510
2520
2530
2540
2550
2560
2570
2580
2590
2600
2610
2620
2630
2640
STIT
WTEP
WPRE
TT
MXTT
MITT
RB_SCMT
GR
MIMA
CBL
MXMA
AVMA

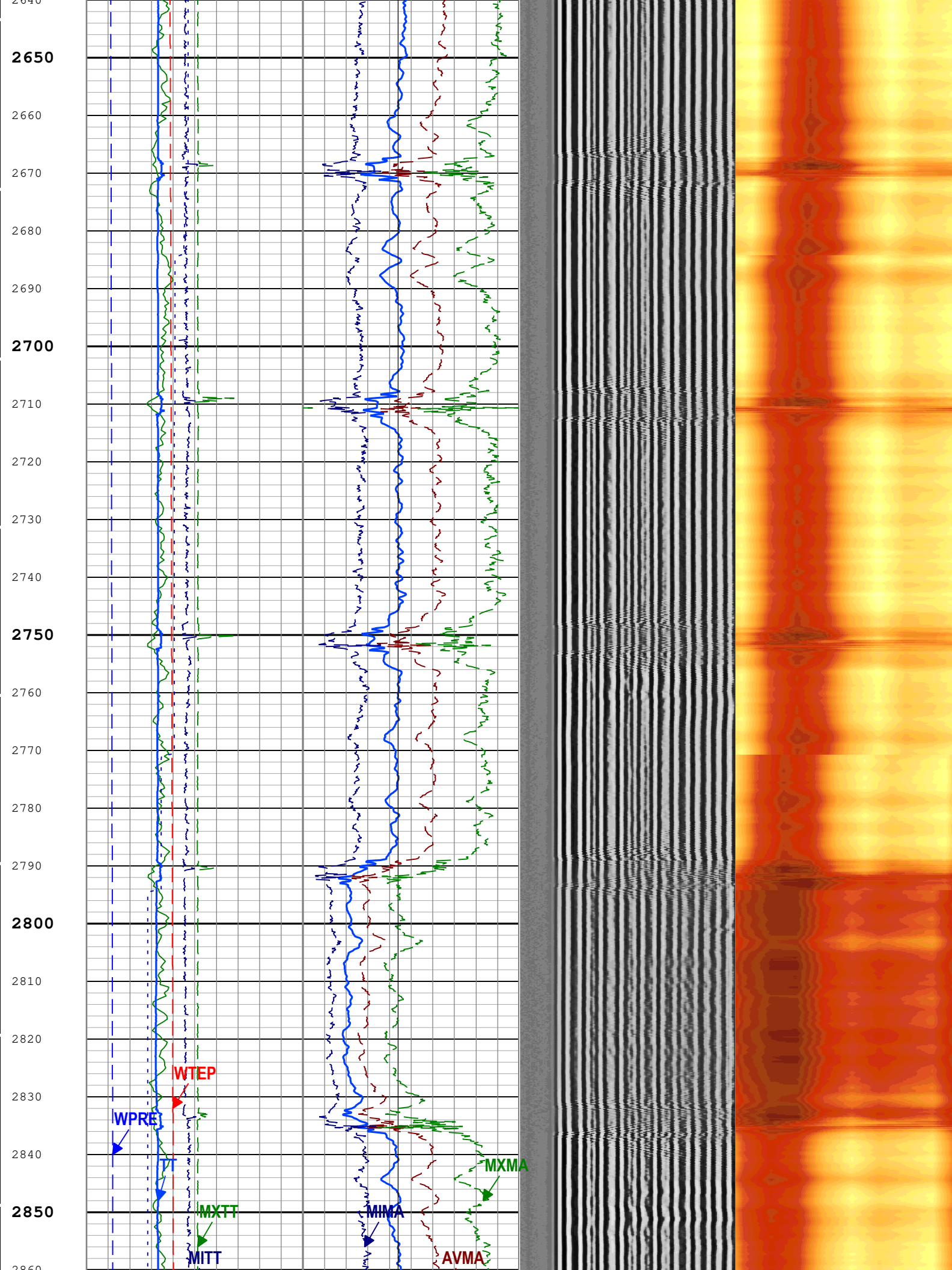
2640
2650
2660
2670
2680
2690
2700
2710
2720
2730
2740
2750
2760
2770
2780
2790
2800
2810
2820
2830
2840
2850
2860
WTEP
WPRET
TT
MXTT
MITT
MIMA
MXMA
AVMA

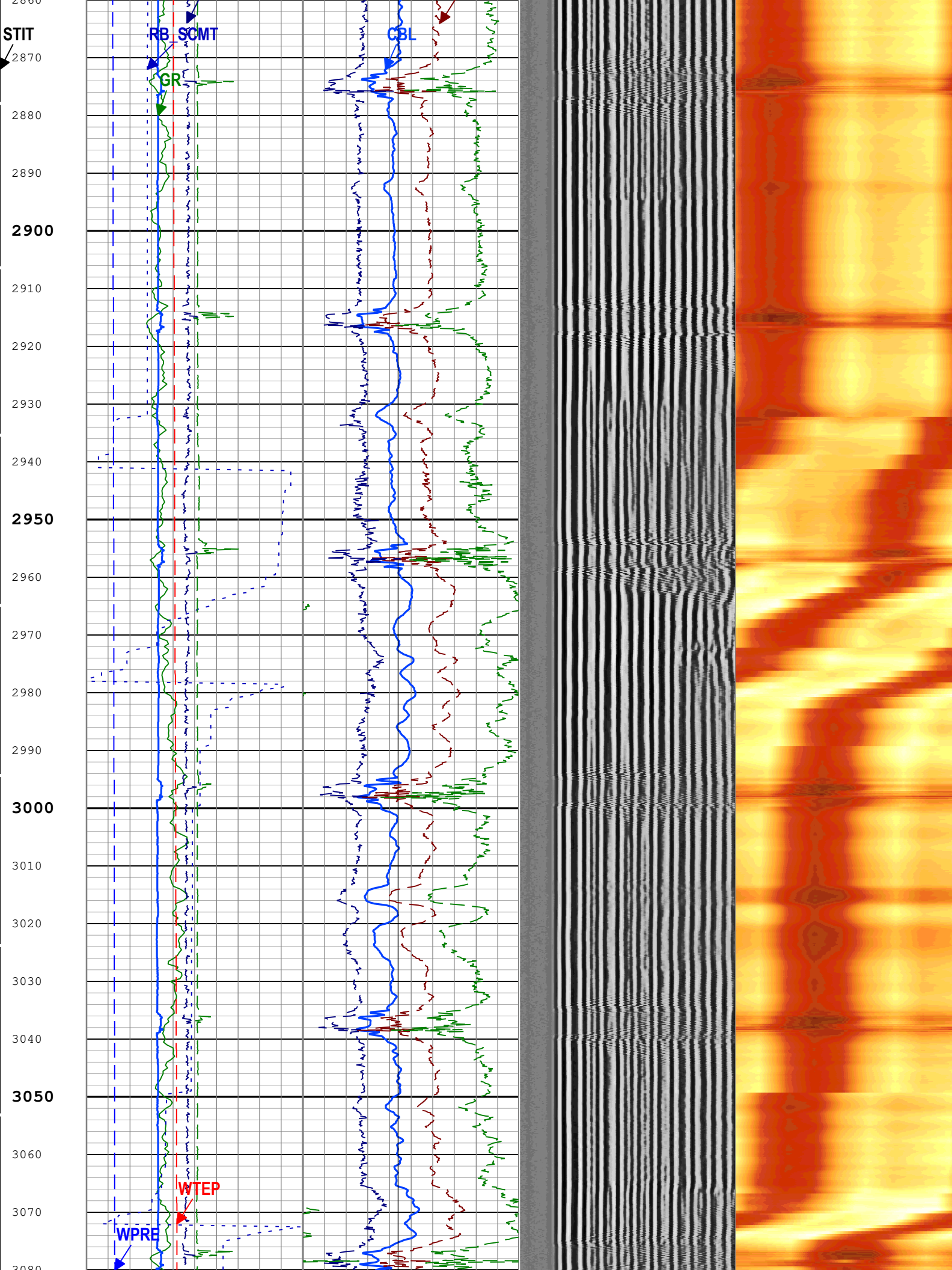
STIT
RB
SCMT
CBL
GR
WTEP
WPRE
2860
2870
2880
2890
2900
2910
2920
2930
2940
2950
2960
2970
2980
2990
3000
3010
3020
3030
3040
3050
3060
3070
3080

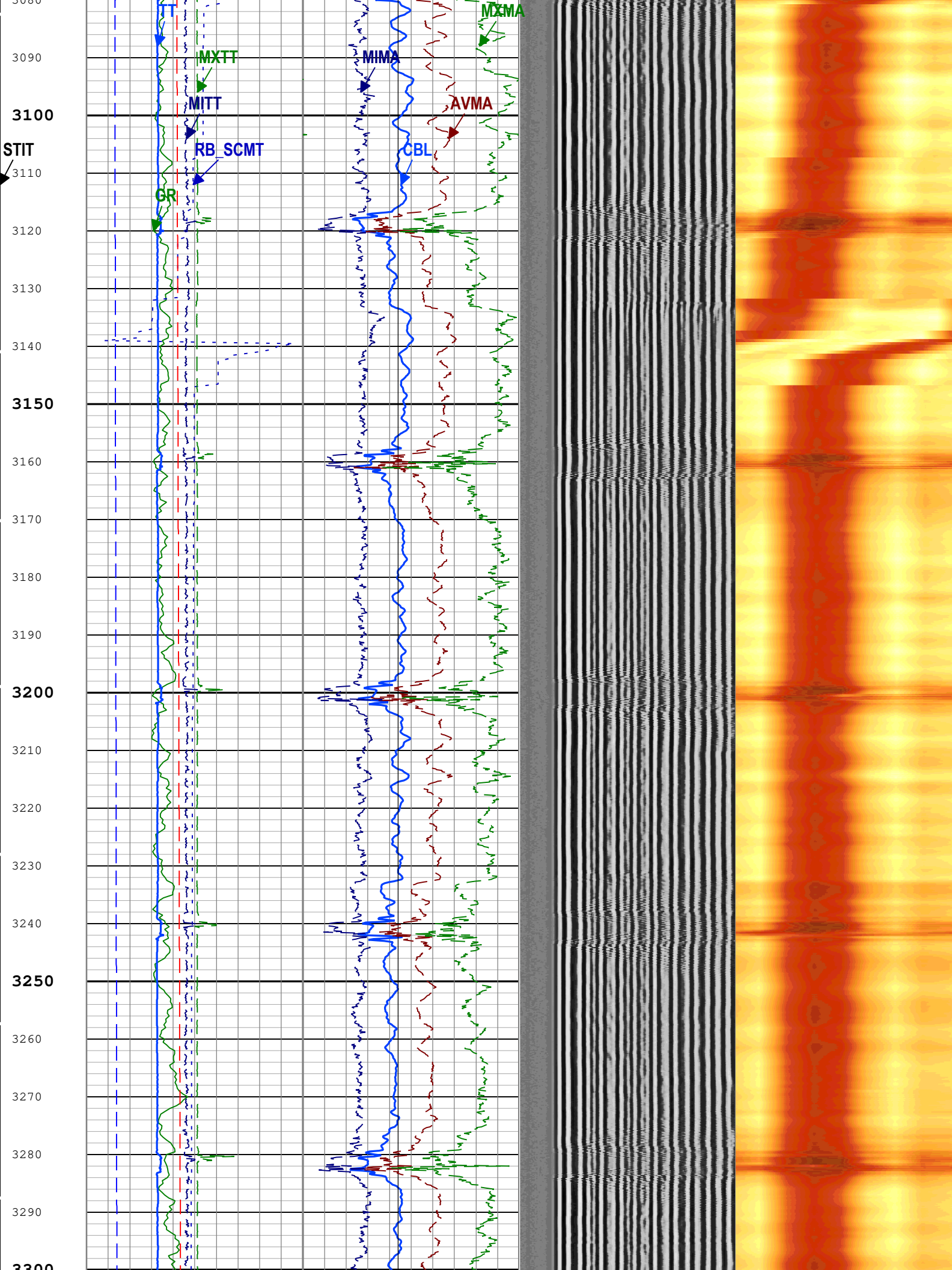
TT
MXTT
MITT
RB_SCMT
GR
MIMA
CBL
MXMA
AVMA
STIT
3080
3090
3100
3110
3120
3130
3140
3150
3160
3170
3180
3190
3200
3210
3220
3230
3240
3250
3260
3270
3280
3290
3300

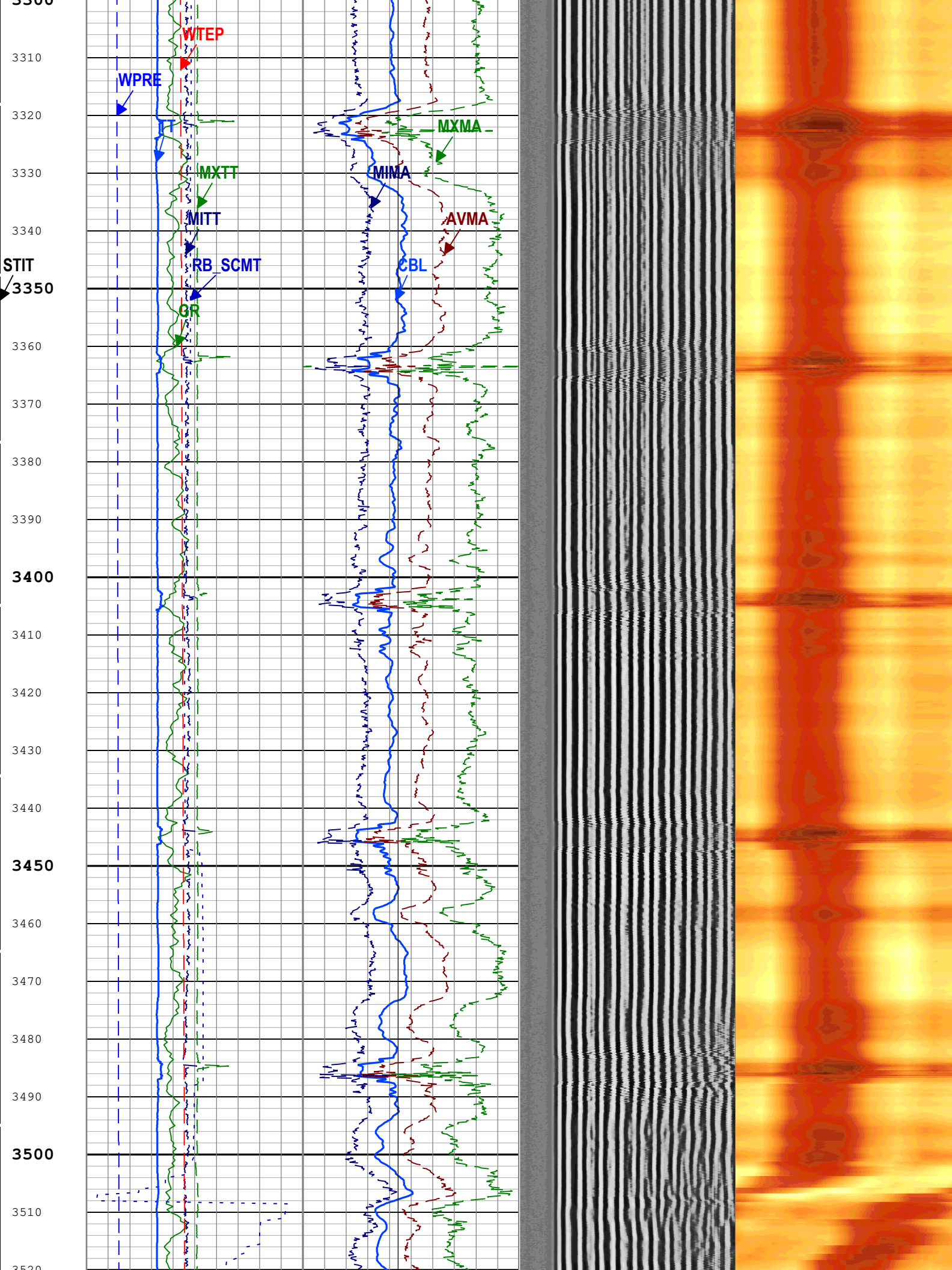
3300
3310
3320
3330
3340
STIT
3350
3360
3370
3380
3390
3400
3410
3420
3430
3440
3450
3460
3470
3480
3490
3500
3510
3520
WTEP
WPRE
TT
MXTT
MITT
RB_SCMT
GR
MXMA
MIMA
AVMA
CBL

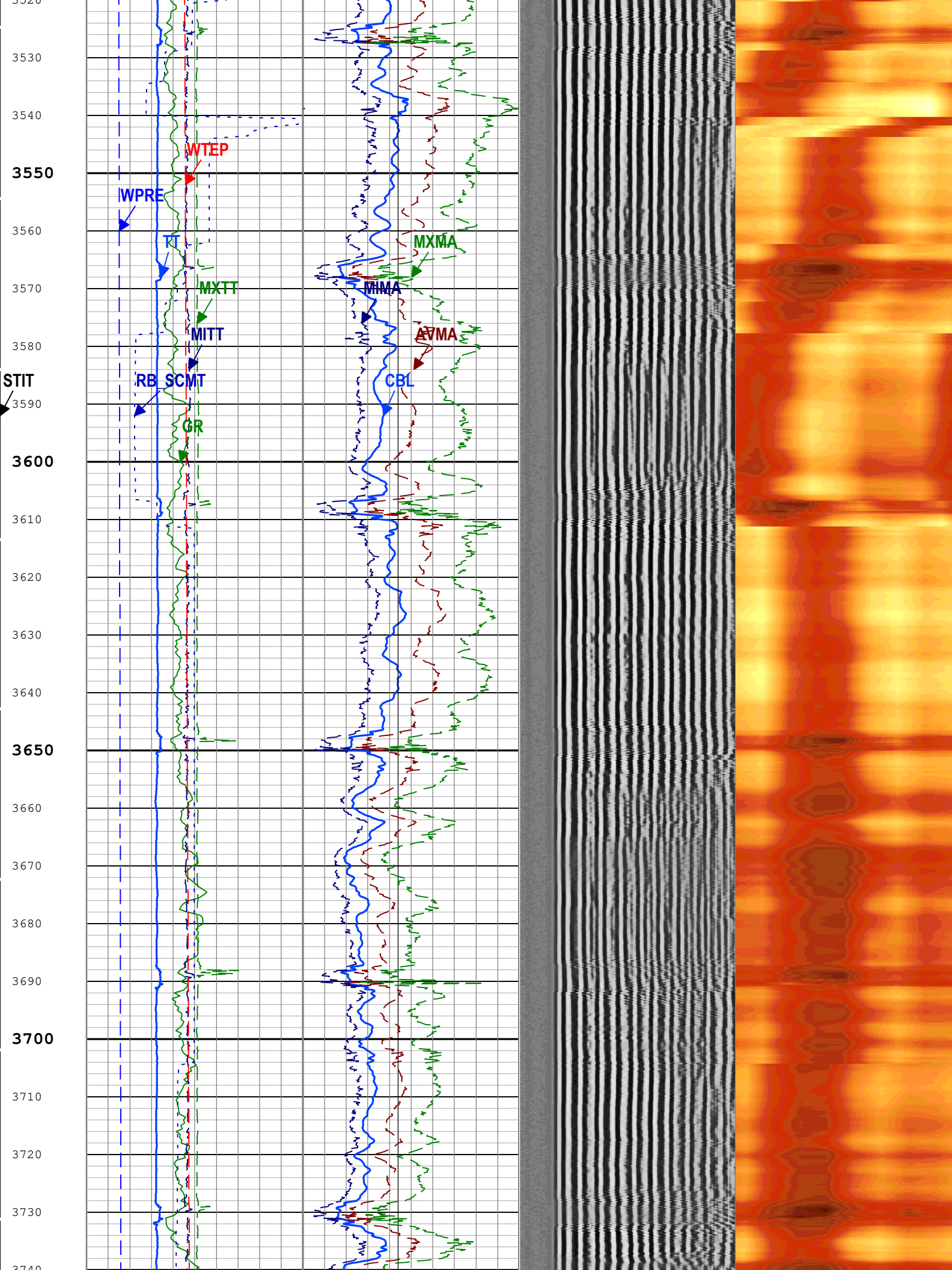
3520
3530
3540
3550
3560
3570
3580
3590
3600
3610
3620
3630
3640
3650
3660
3670
3680
3690
3700
3710
3720
3730
3740
STIT
WTEP
WPRE
TT
MXTT
MITT
RB_SCMT
GR
MXMA
MIMA
AVMA
CBL

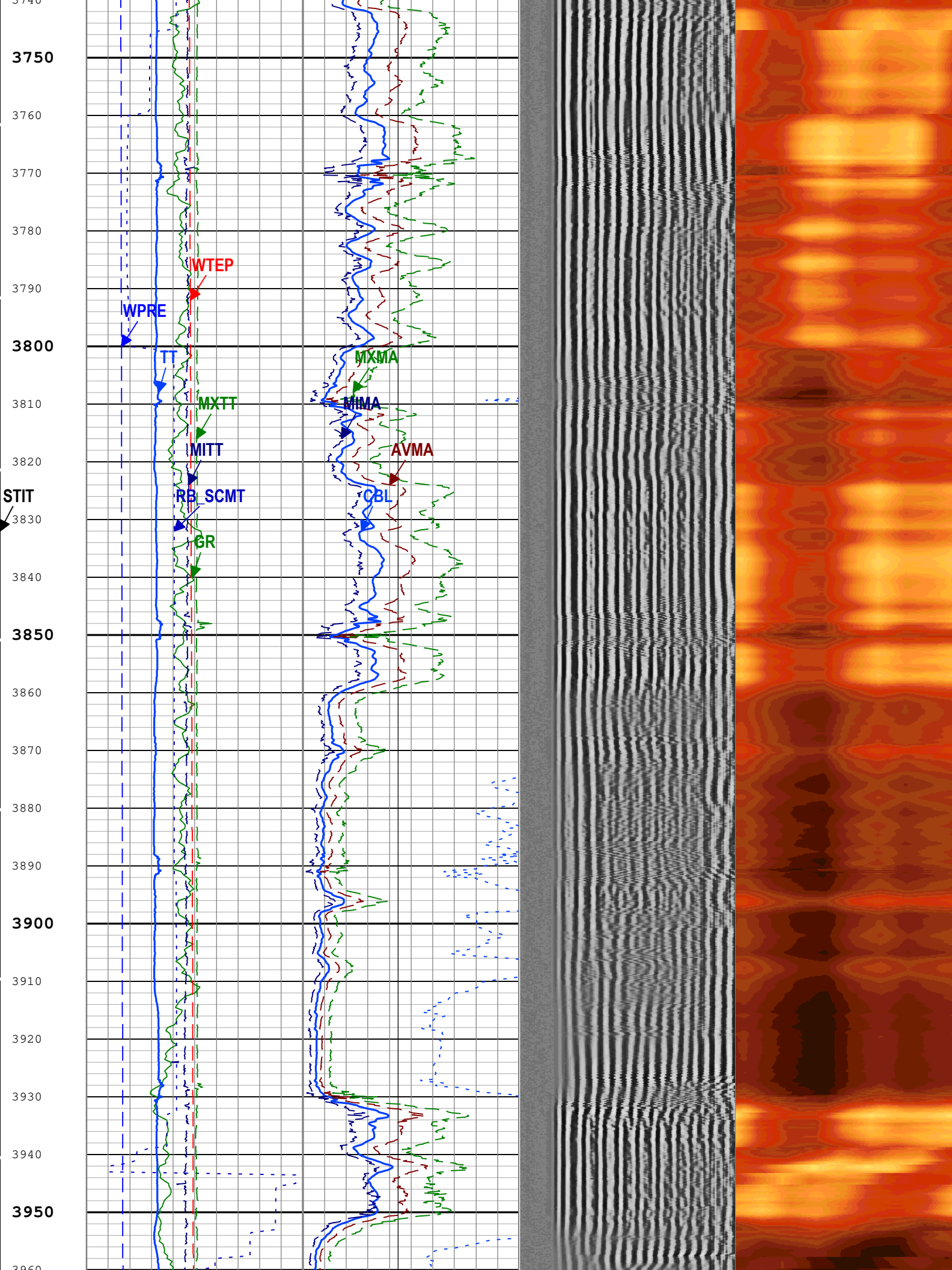
3750
3760
3770
3780
3790
3800
3810
3820
3830
3840
3850
3860
3870
3880
3890
3900
3910
3920
3930
3940
3950
WTEP
WPRE
TT
MXTT
MITT
RB_SCMT
GR
STIT
MXMA
MIMA
AVMA
CBL

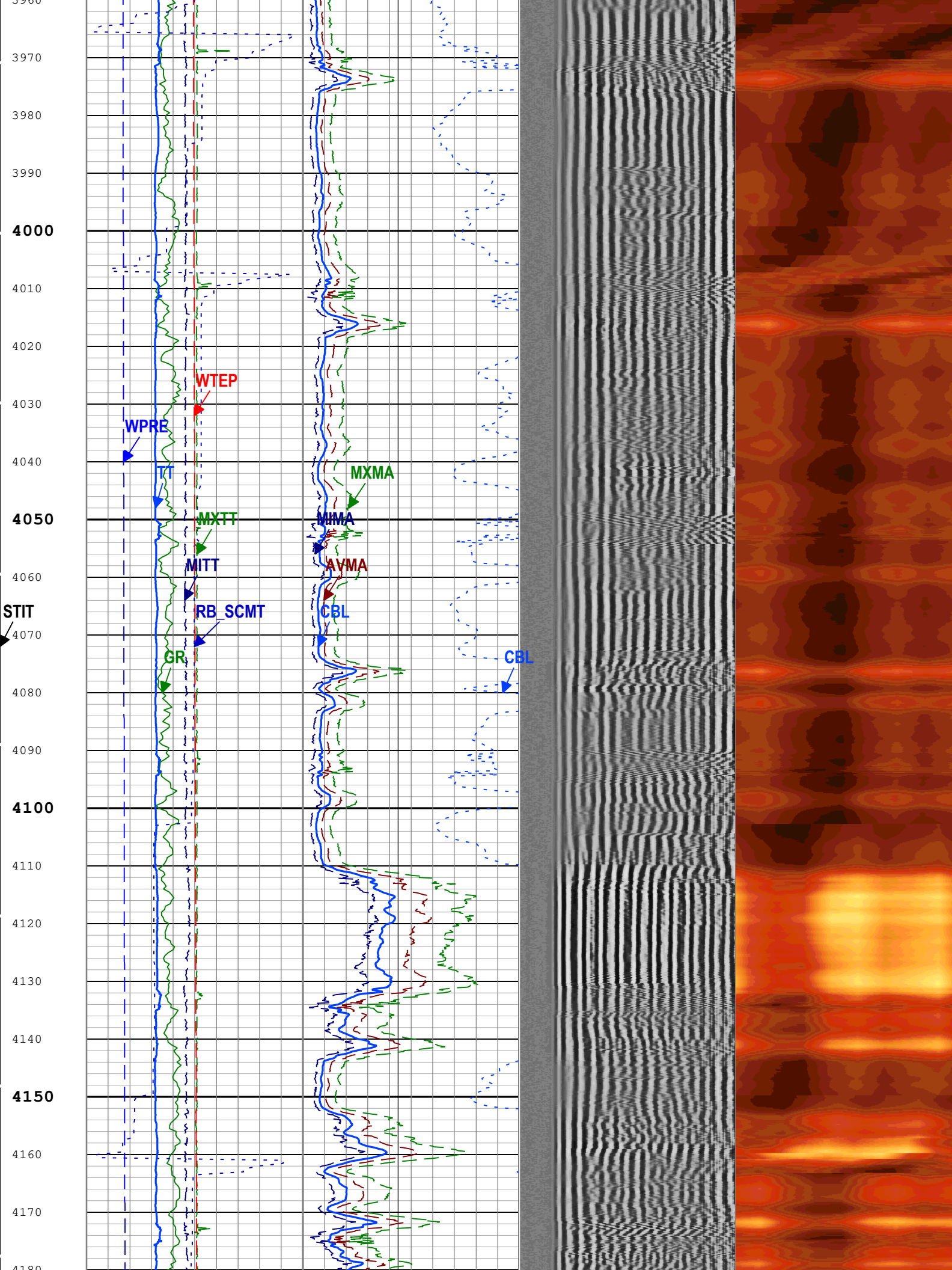
3960
3970
3980
3990
4000
4010
4020
4030
4040
4050
4060
4070
4080
4090
4100
4110
4120
4130
4140
4150
4160
4170
4180
WTEP
WPRE
TT
MXTT
MITT
RB_SCMT
GR
STIT
MXMA
MIMA
AVMA
CBL
CBL

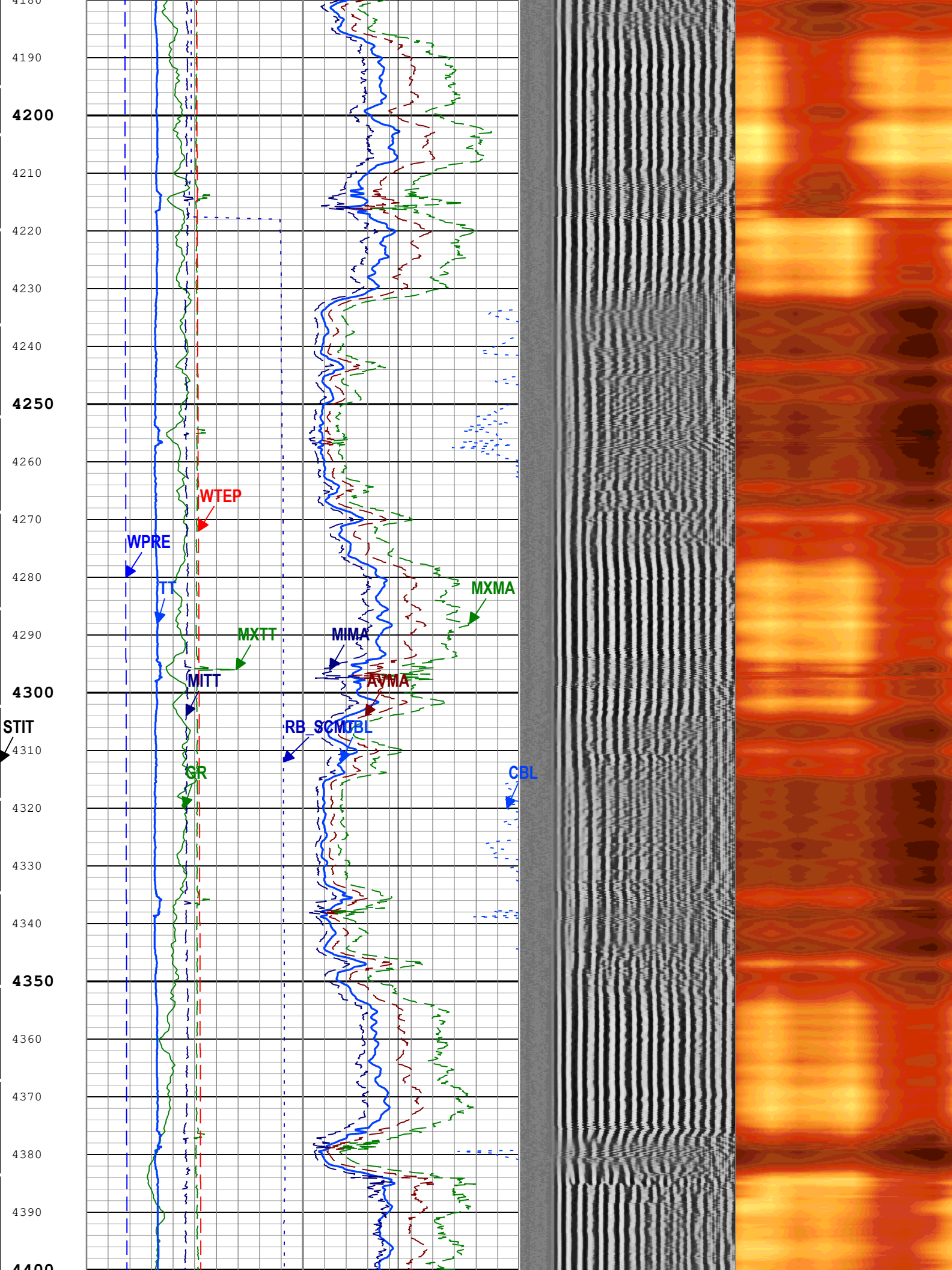
4190
4200
4210
4220
4230
4240
4250
4260
4270
4280
4290
4300
4310
4320
4330
4340
4350
4360
4370
4380
4390
4400
WTEP
WPRE
TT
MXMA
MXTT
MIMA
MITT
AVMA
STIT
RB_SCMBL
GR
CBL

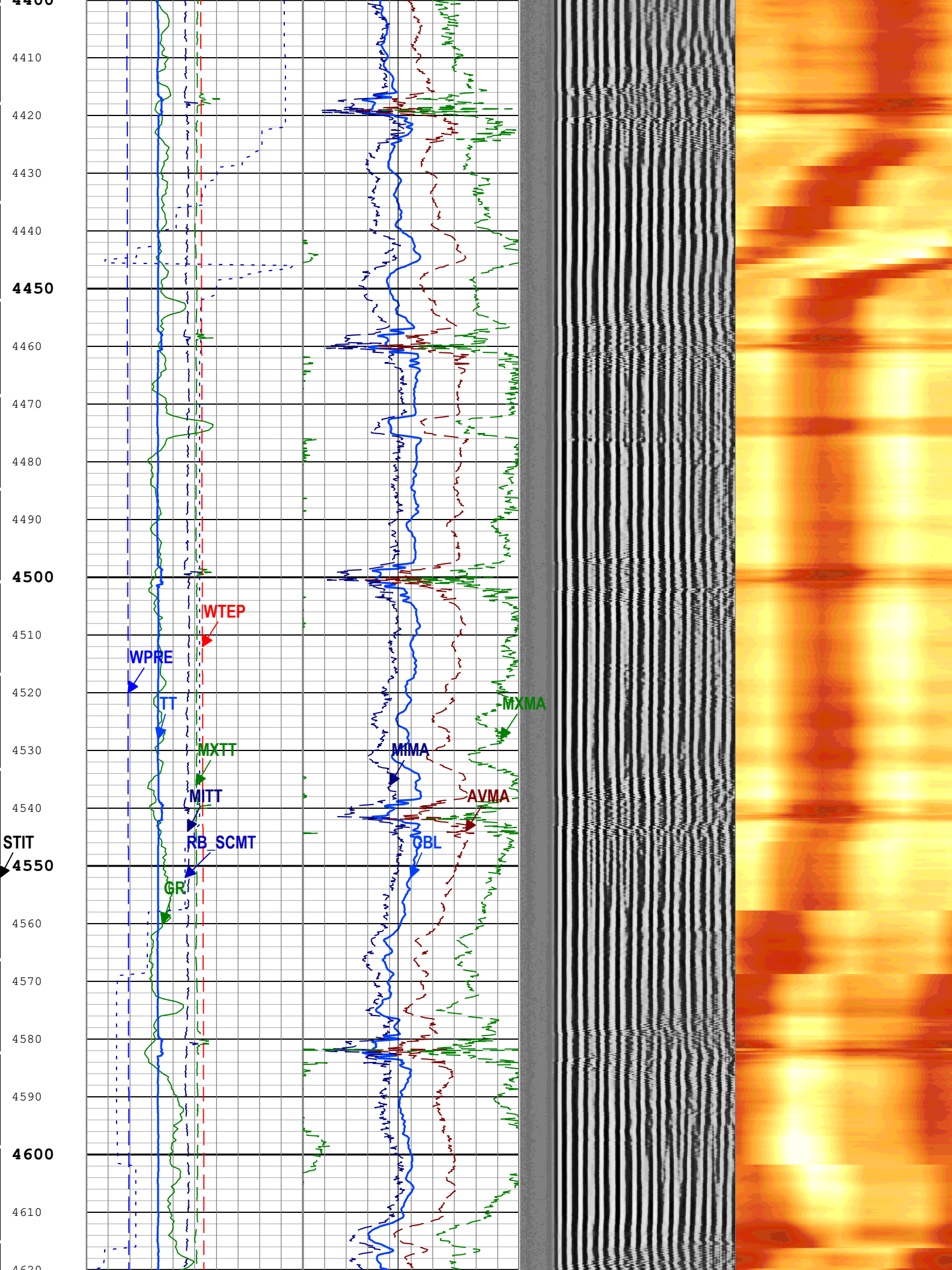
4400
4410
4420
4430
4440
4450
4460
4470
4480
4490
4500
4510
4520
4530
4540
4550
4560
4570
4580
4590
4600
4610
4620
STIT
WTEP
WPRE
TT
MXTT
MITT
RB_SCMT
GR
MIMA
MXMA
AVMA
CBL

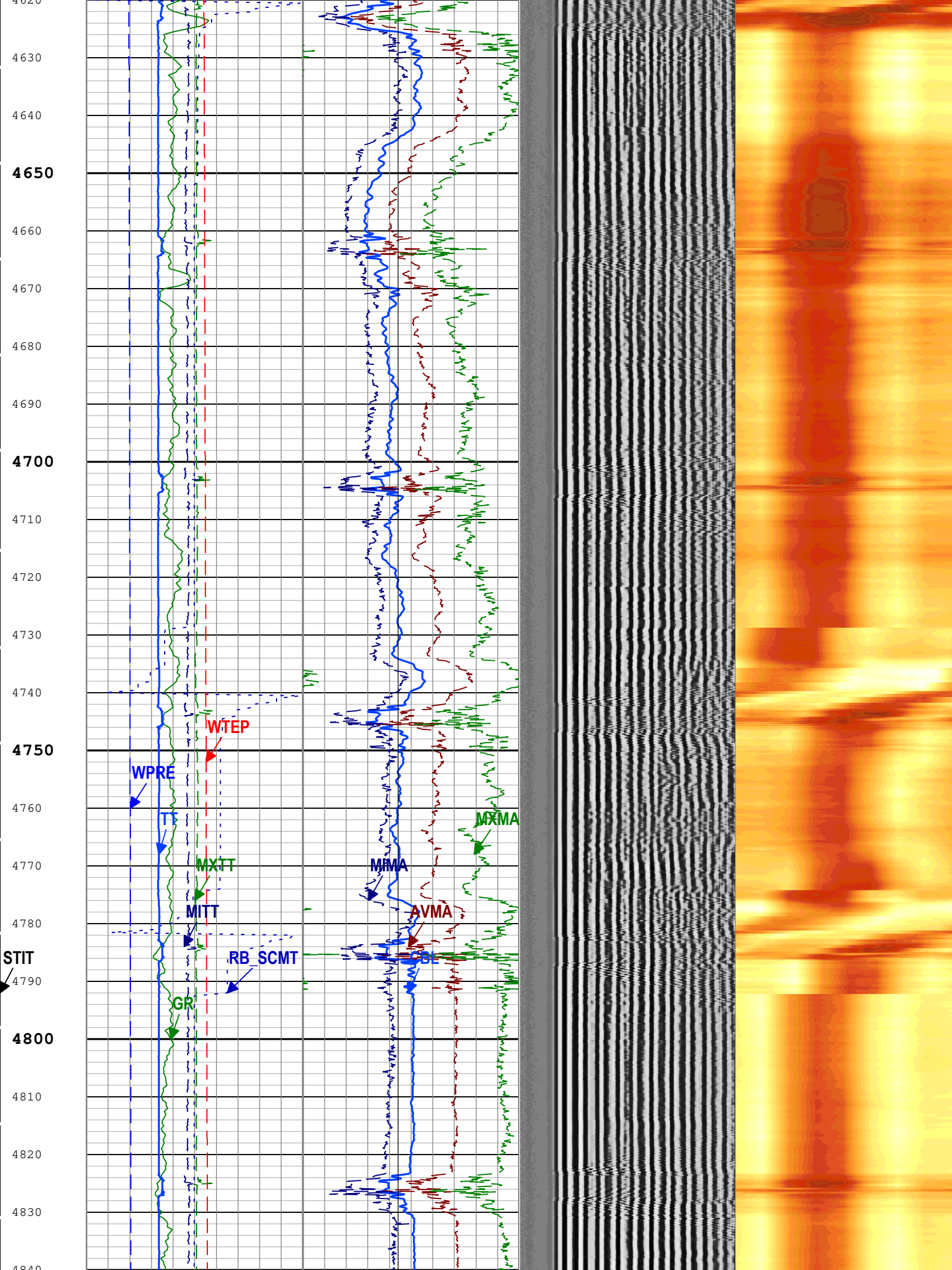
4620
4630
4640
4650
4660
4670
4680
4690
4700
4710
4720
4730
4740
4750
4760
4770
4780
4790
4800
4810
4820
4830
4840
WTEP
WPRE
TT
MXTT
MITT
RB_SCMT
GR
STIT
MXMA
MIMA
AVMA
CBL

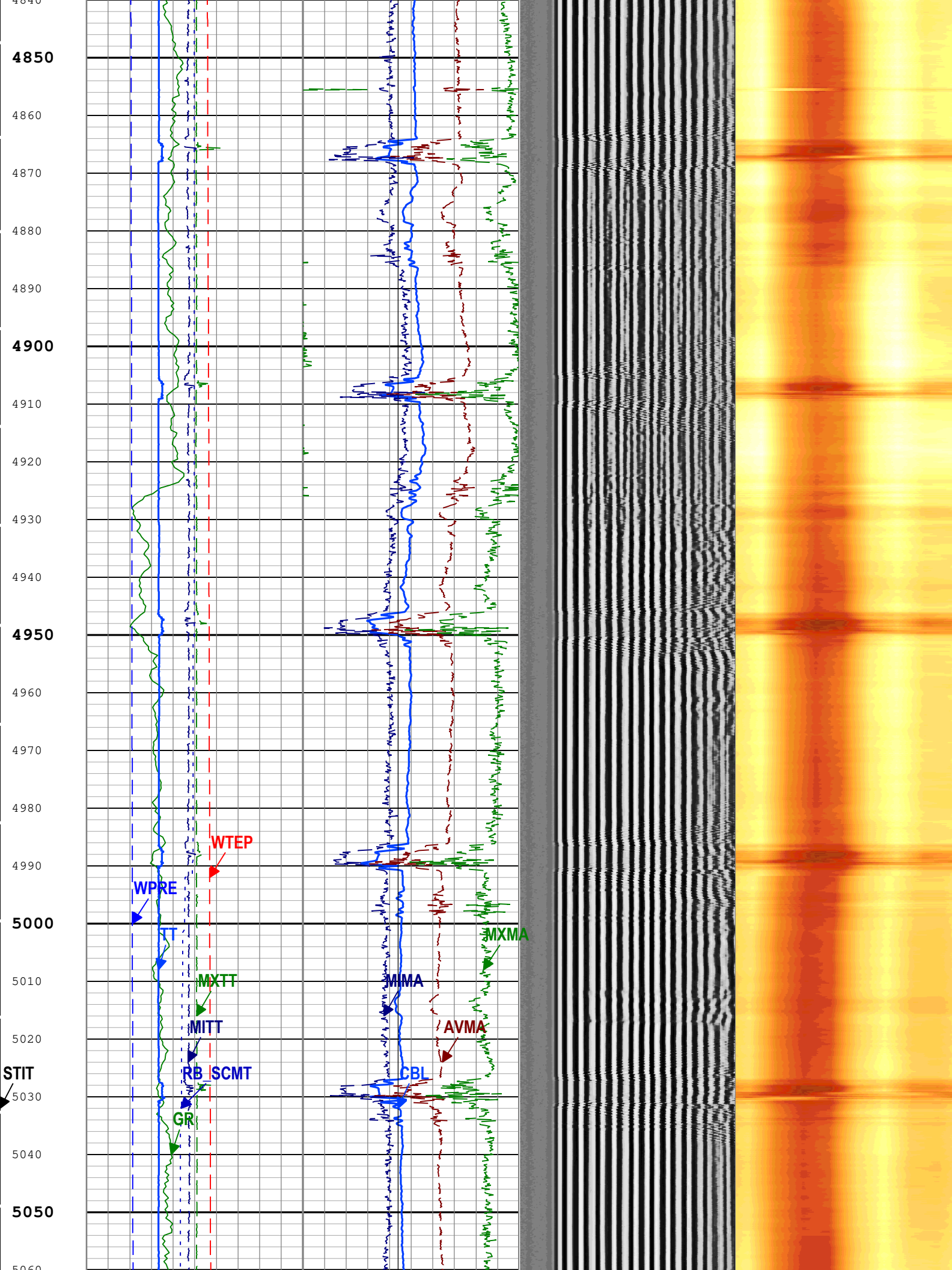
4850
4860
4870
4880
4890
4900
4910
4920
4930
4940
4950
4960
4970
4980
4990
5000
5010
5020
STIT
5030
5040
5050
5060
WTEP
WPRE
TT
MXTT
MITT
RB
SCMT
GR
MXMA
MIMA
AVMA
CBL

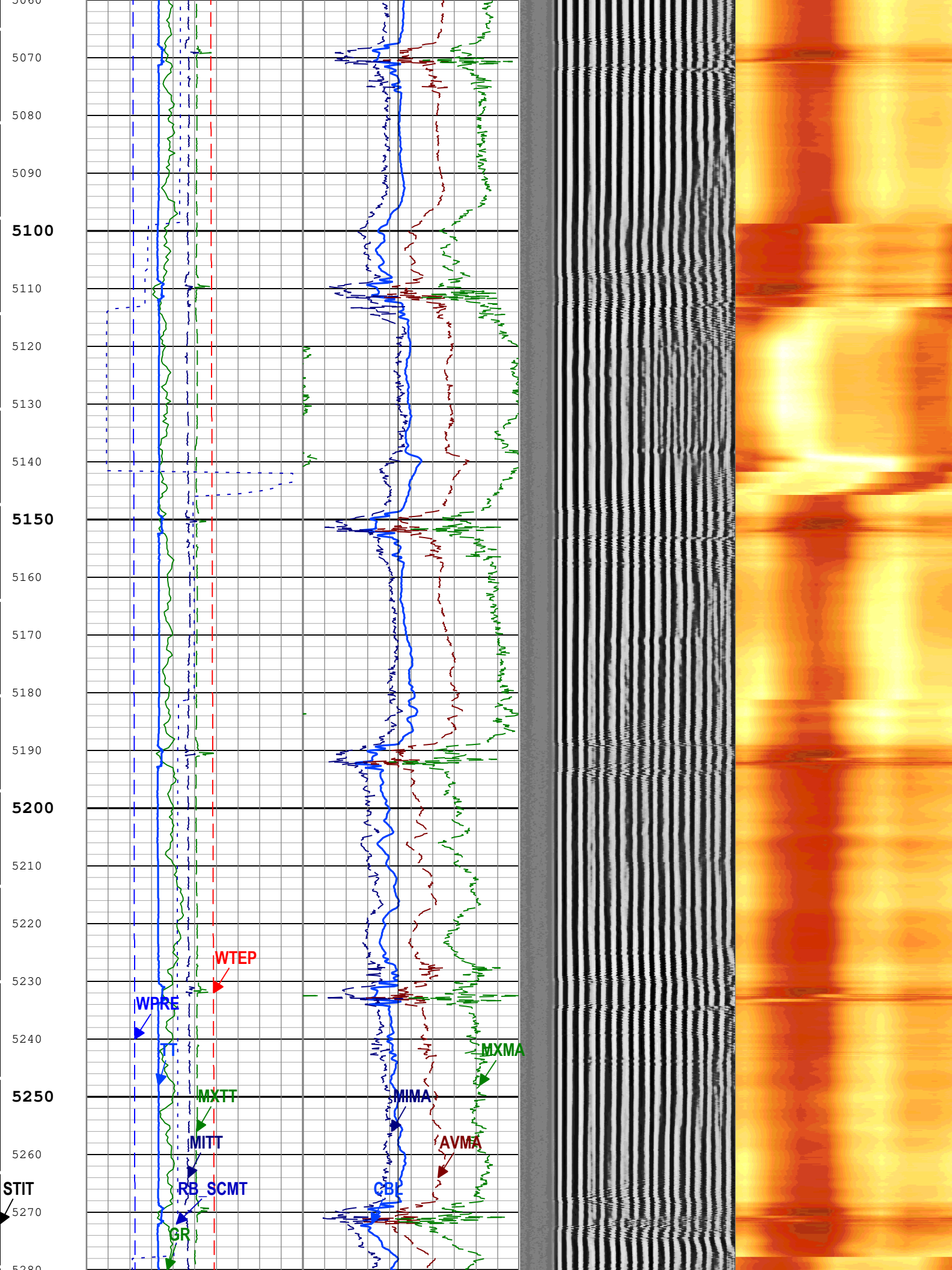
5060
5070
5080
5090
5100
5110
5120
5130
5140
5150
5160
5170
5180
5190
5200
5210
5220
5230
5240
5250
5260
5270
5280
WTEP
WPRE
TT
MXTT
MITT
RB_SCMT
GR
STIT
MXMA
MIMA
AVMA
CBL

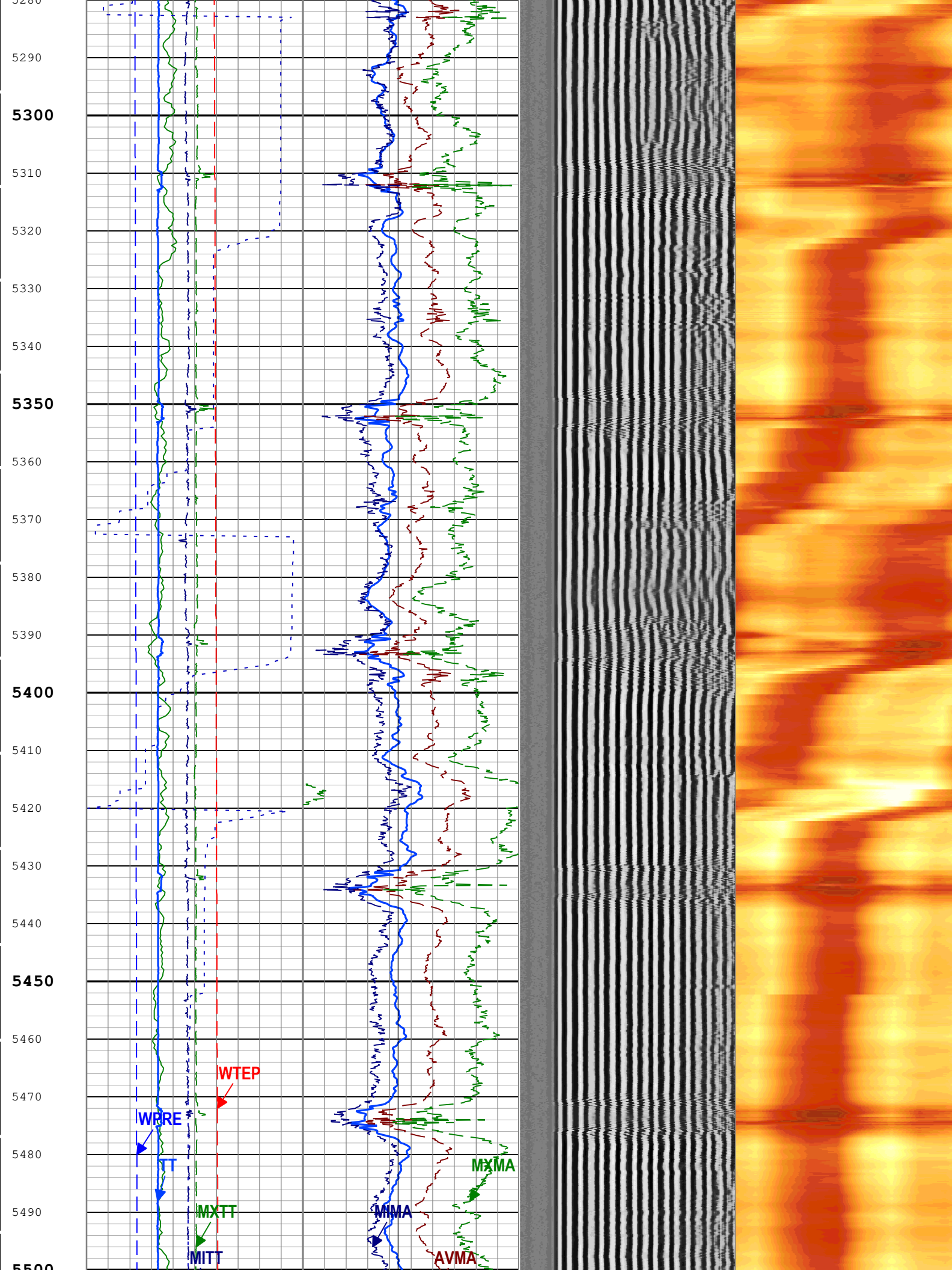
5280
5290
5300
5310
5320
5330
5340
5350
5360
5370
5380
5390
5400
5410
5420
5430
5440
5450
5460
5470
5480
5490
5500
WTEP
WPRE
TT
MXTT
MITT
MIMA
MXMA
AVMA

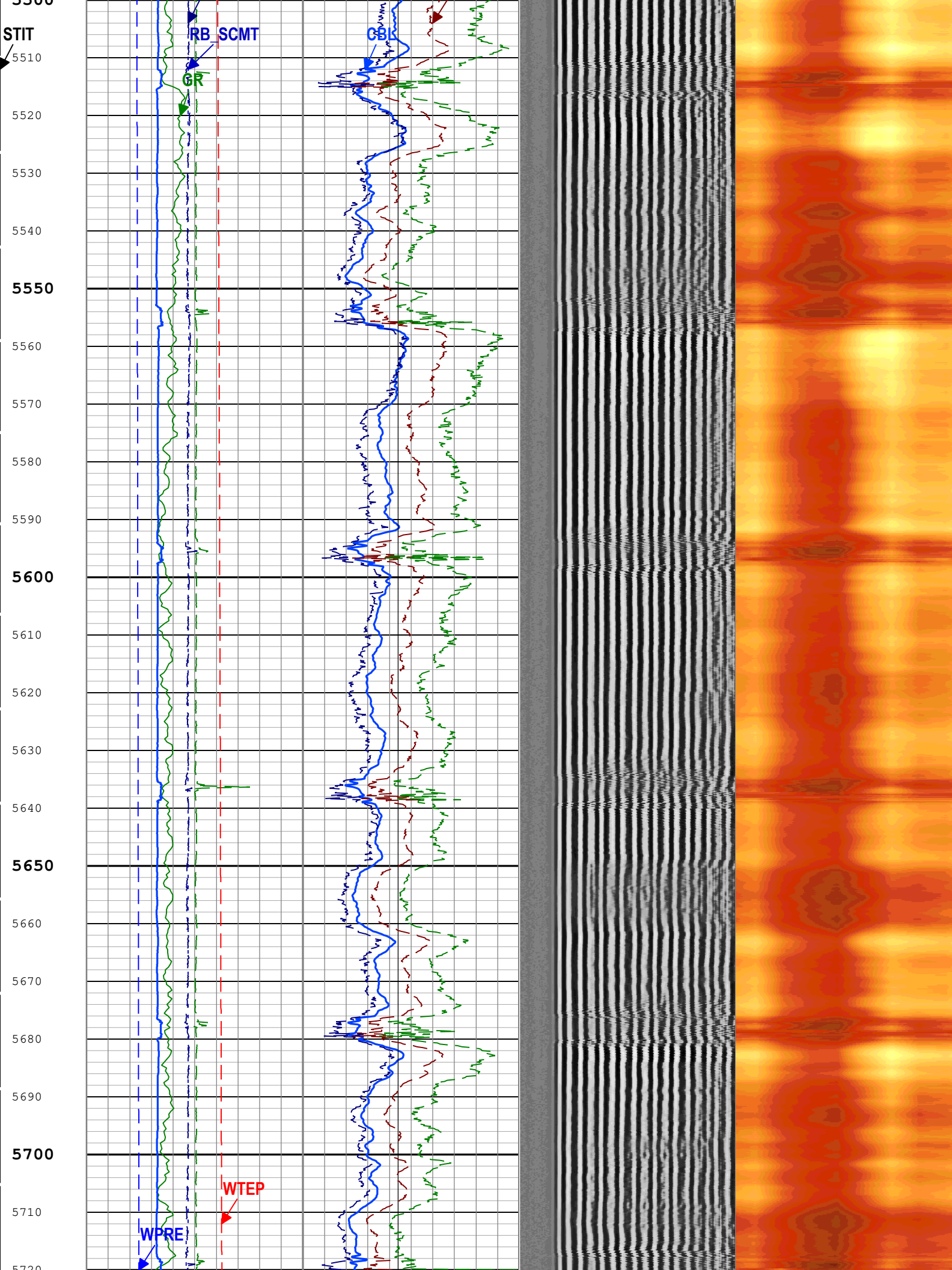
STIT
RB_SCMT
CBL
GR
WTEP
WPRE
5510
5520
5530
5540
5550
5560
5570
5580
5590
5600
5610
5620
5630
5640
5650
5660
5670
5680
5690
5700
5710
5720

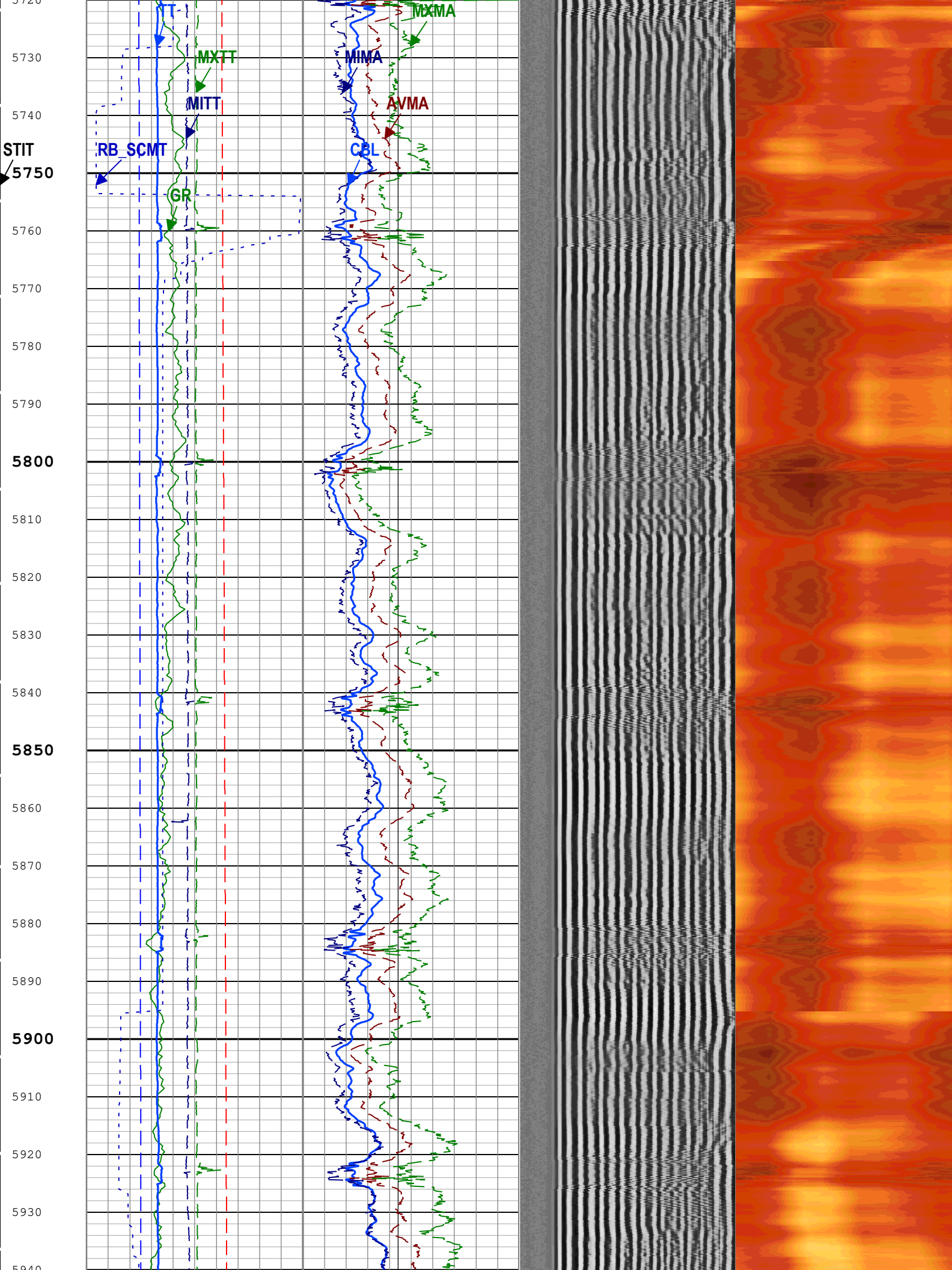
MXMA
MXTT
MIMA
MITT
AVMA
STIT
RB_SCMT
CBL
GR
5720
5730
5740
5750
5760
5770
5780
5790
5800
5810
5820
5830
5840
5850
5860
5870
5880
5890
5900
5910
5920
5930
5940

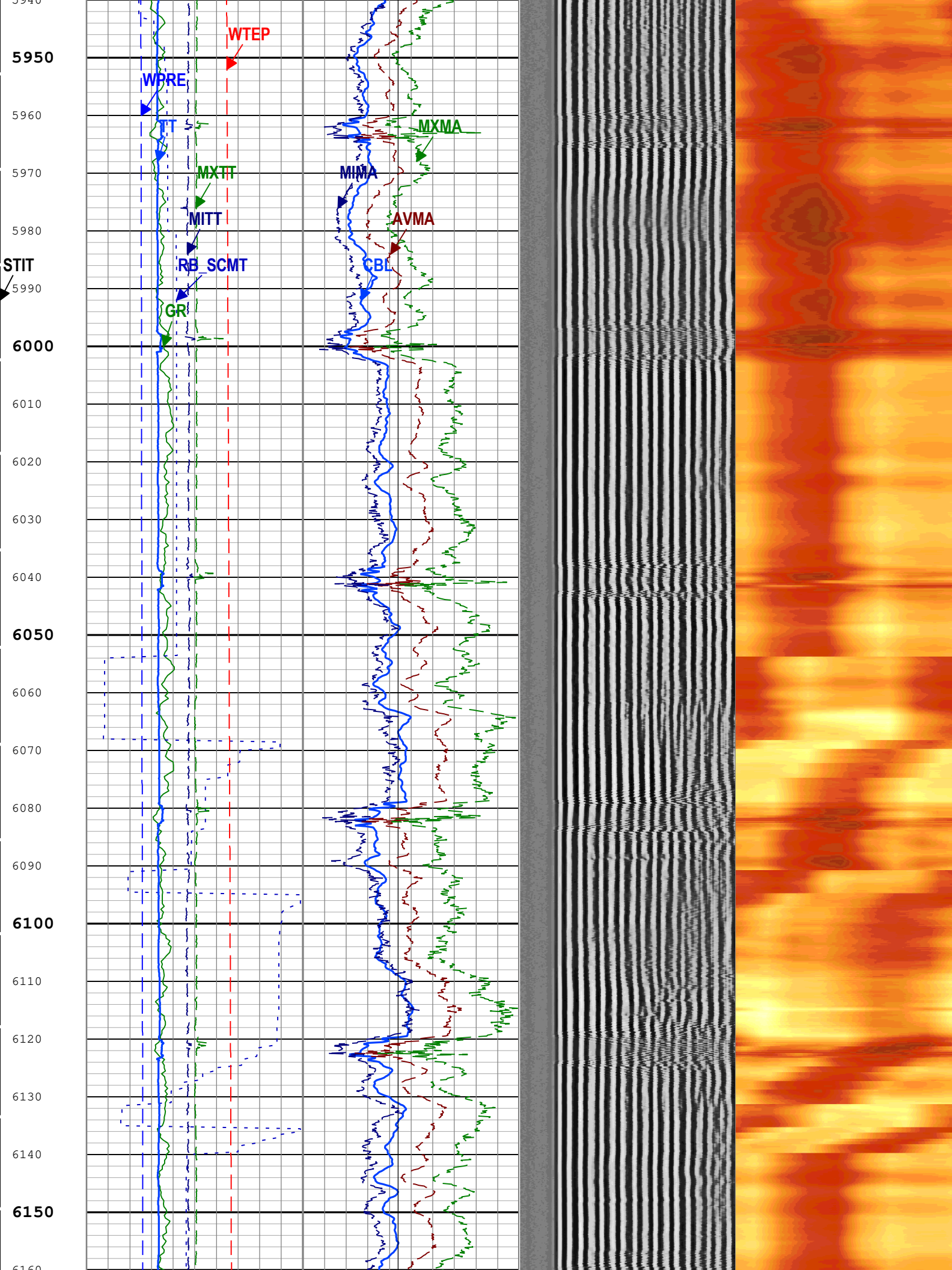
WTEP
WPRE
TT
MXTT
MITT
RB_SCMT
GR
MXMA
MIMA
AVMA
CBL
STIT
5940
5950
5960
5970
5980
5990
6000
6010
6020
6030
6040
6050
6060
6070
6080
6090
6100
6110
6120
6130
6140
6150
6160

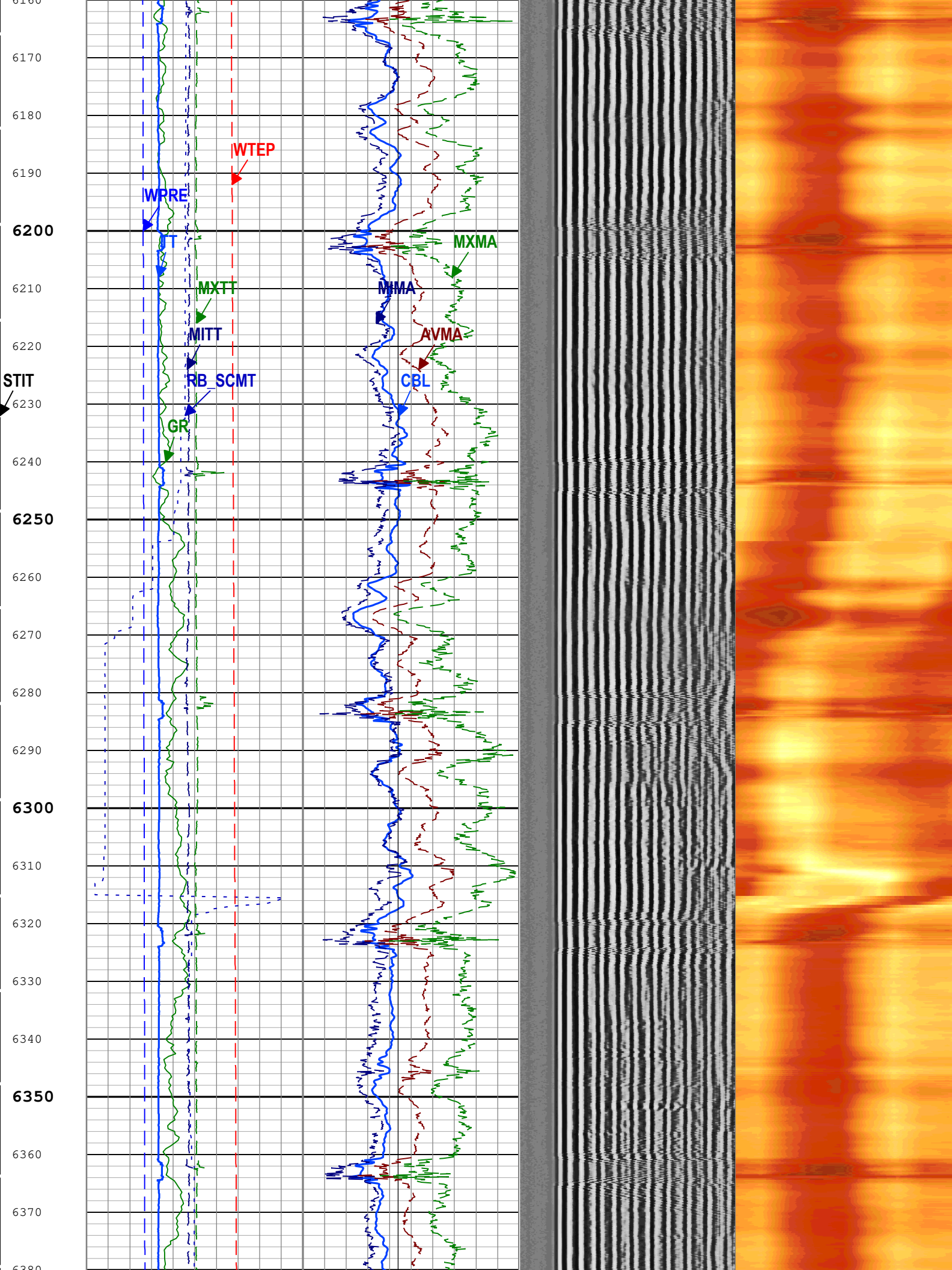
6160
6170
6180
6190
6200
6210
6220
6230
6240
6250
6260
6270
6280
6290
6300
6310
6320
6330
6340
6350
6360
6370
6380
STIT
WTEP
WPRE
TT
MXTT
MITT
RB_SCMT
GR
MXMA
MHMA
AVMA
CBL

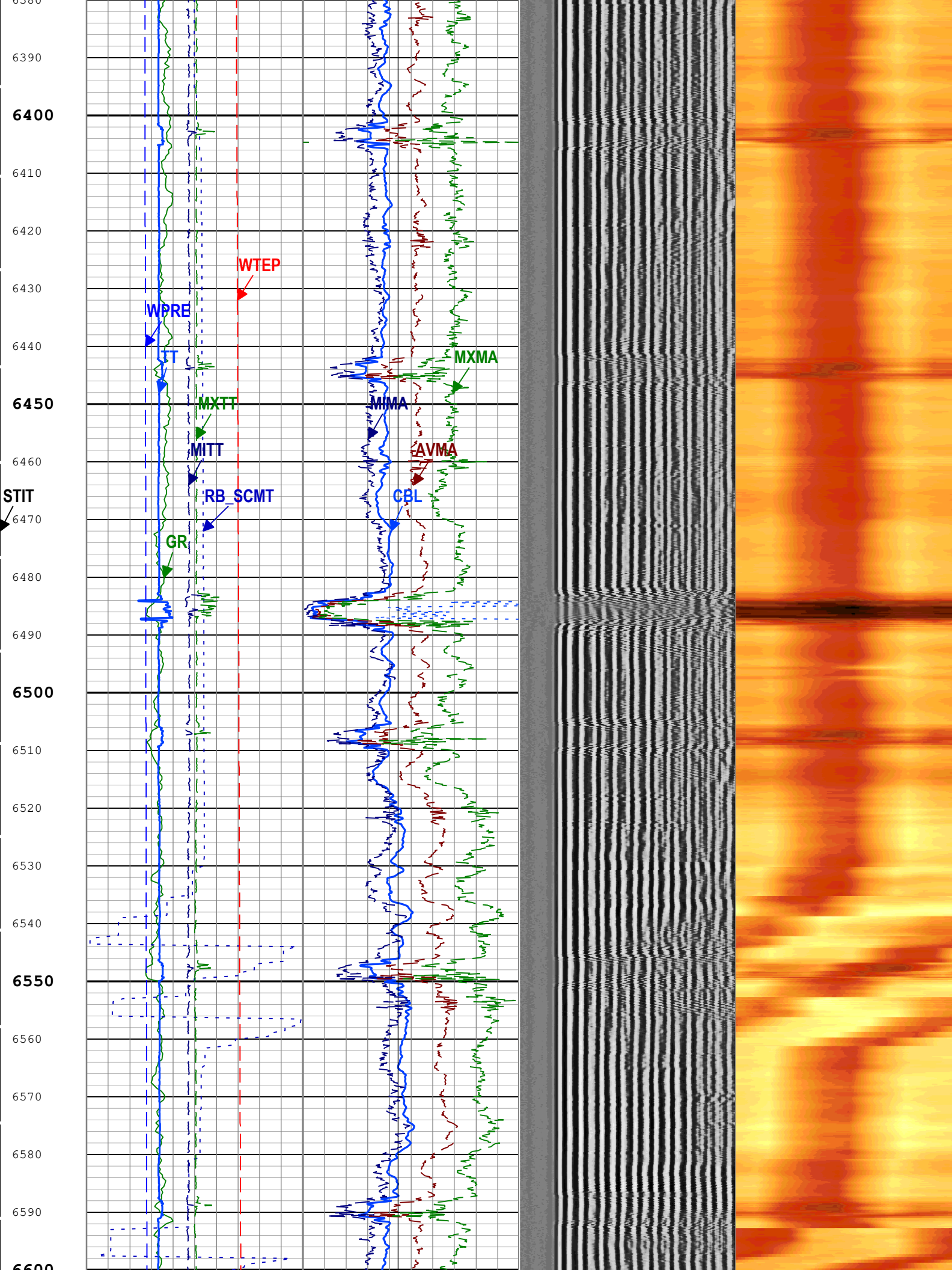
6380
6390
6400
6410
6420
6430
6440
6450
6460
6470
6480
6490
6500
6510
6520
6530
6540
6550
6560
6570
6580
6590
6600
WTEP
WPRE
TT
MXTT
MITT
RB_SCMT
GR
STIT
MXMA
MIMA
AVMA
CBL

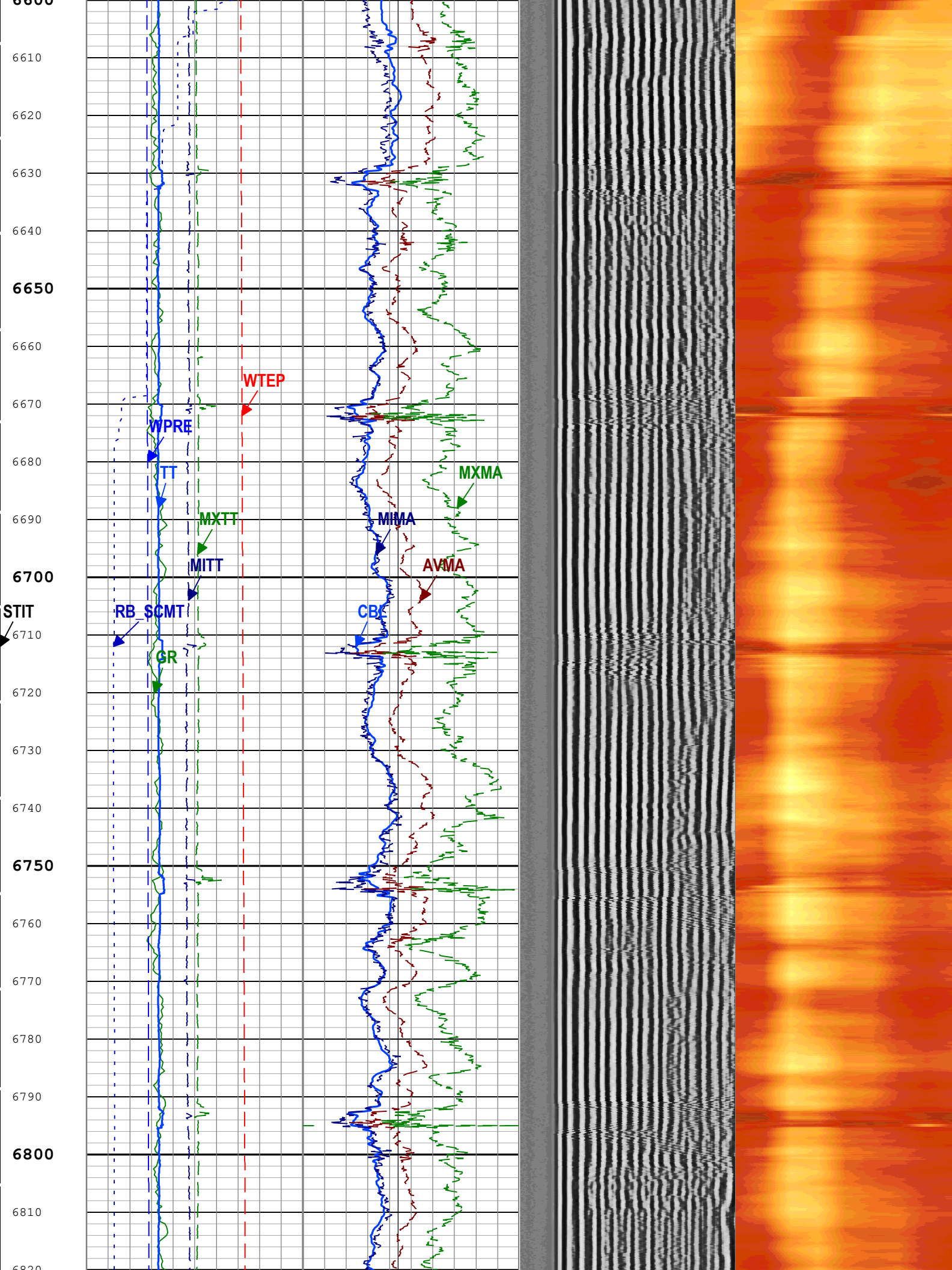
6600
6610
6620
6630
6640
6650
6660
6670
6680
6690
6700
6710
6720
6730
6740
6750
6760
6770
6780
6790
6800
6810
6820
WTEP
WPRE
TT
MXTT
MITT
RB_SCMT
GR
STIT
MXMA
MIMA
AVMA
CBL

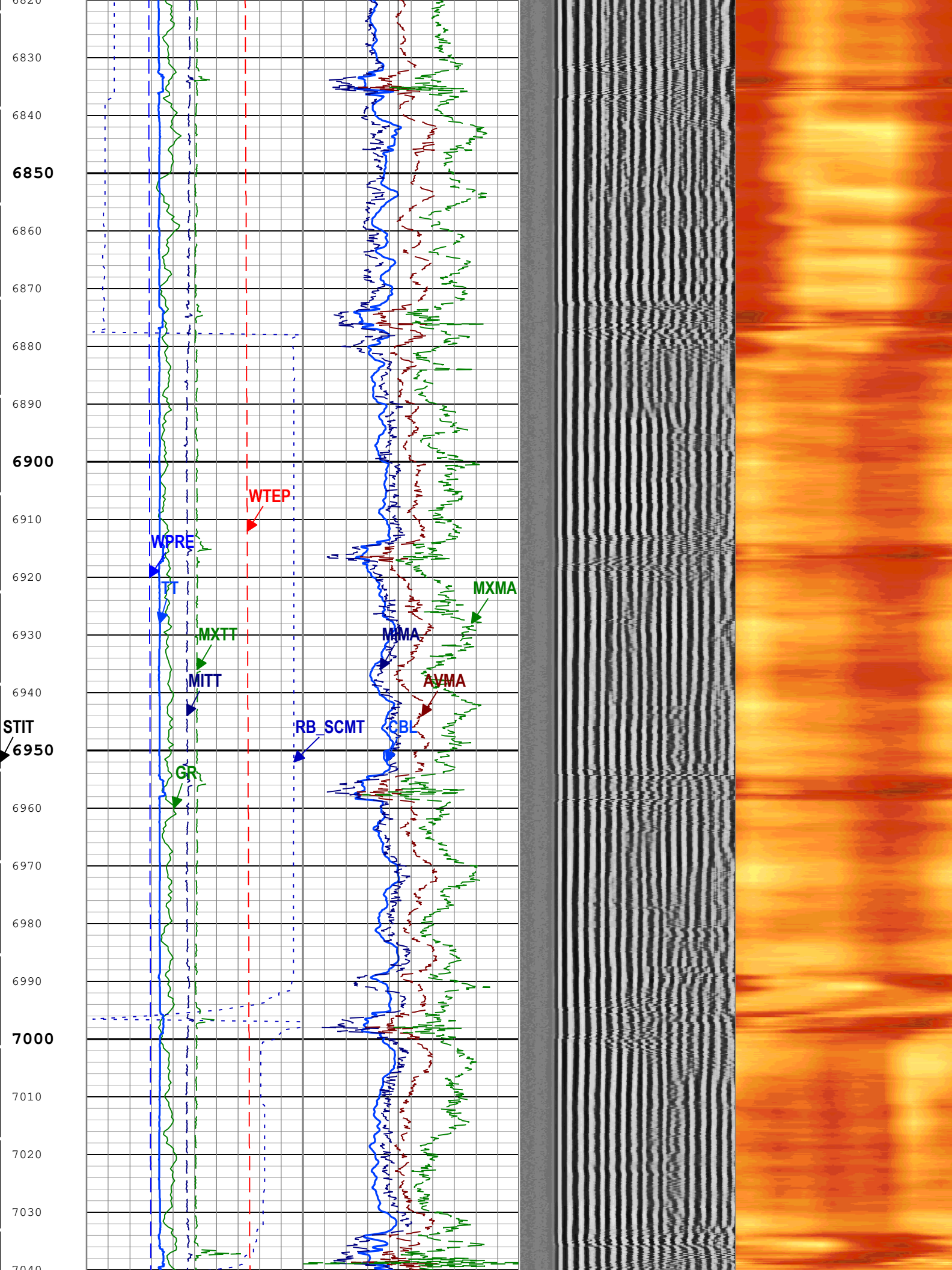
6820
6830
6840
6850
6860
6870
6880
6890
6900
6910
6920
6930
6940
STIT
6950
6960
6970
6980
6990
7000
7010
7020
7030
7040
WTEP
WPRE
TT
MXTT
MITT
GR
RB_SCMT
MXMA
MIMA
AVMA
CBL

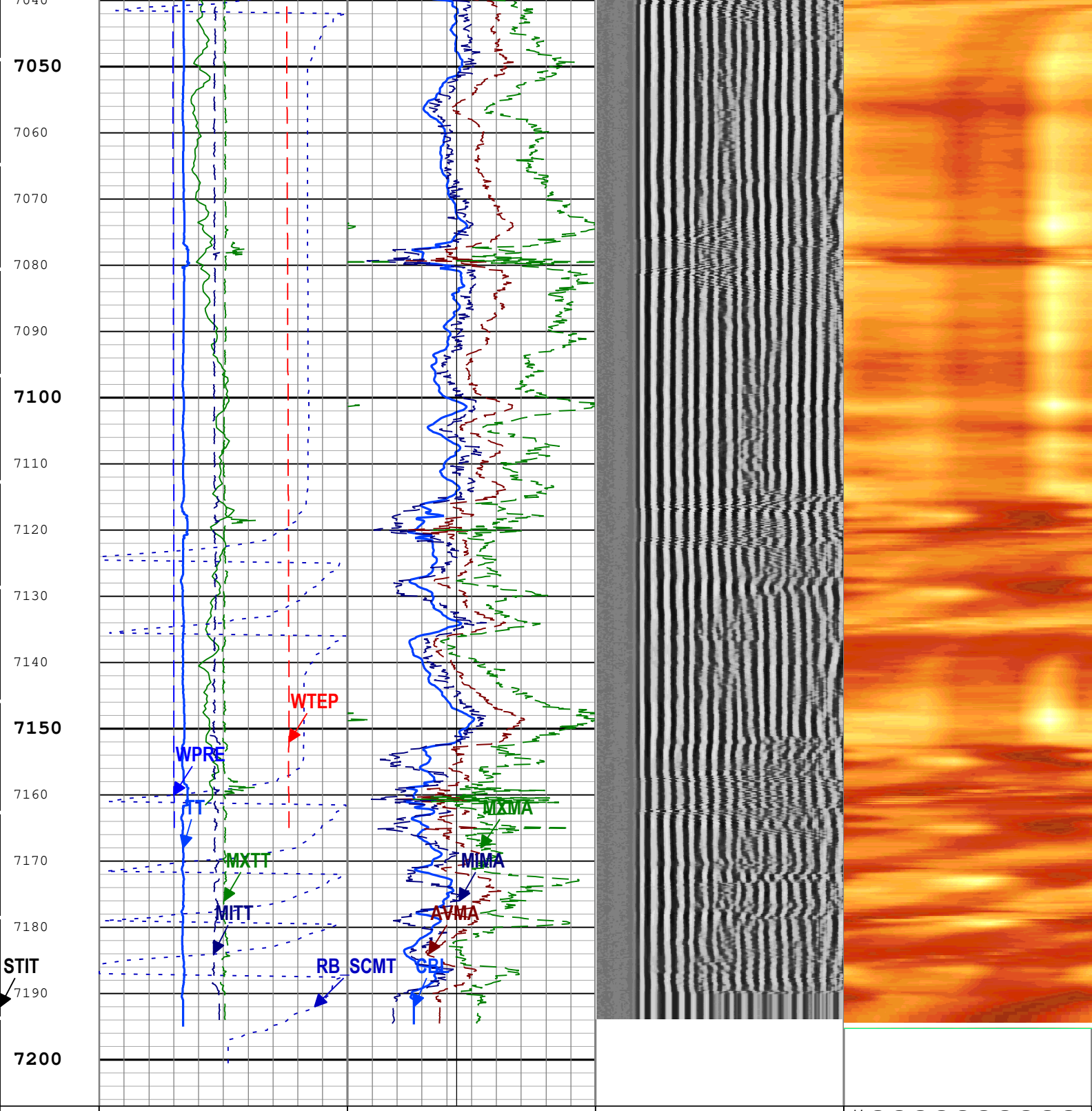

Stuck Tool Indicator, Total (STIT)	Gamma Ray (GR) PSTP-A	CBL Amplitude (CBL) SCMT-CB	VDL VariableDensity (VDL) SCMT-CB	CBL Amplitude Mapping Image (0 - 100) SCMT-CB
0 ft 50	0 gAPI 150	0 mV 10	Min Amplitude Max	Absent 7.500 17.500 27.500 37.500 47.500 57.500 67.500 77.500 87.500 97.500
Cable Drag	Relative Bearing (RB_SCMT) SCMT-CB	CBL Amplitude (CBL) SCMT-CB	200 us 1200	
	0 deg 360	0 mV 100		
Tool_Tot. Drag	Minimum MAP Transit Time (MITT) SCMT-CB	Good Bond (GOBO)		
	100 us 300	0 mV 10		
	Maximum MAP Transit Time (MXTT) SCMT-CB	Normalized Average MAP Amplitude (AVMA) SCMT-CB		
	100 us 300	0 mV 100		
		Normalized Minimum MAP Amplitude (MIMA) SCMT-CB		

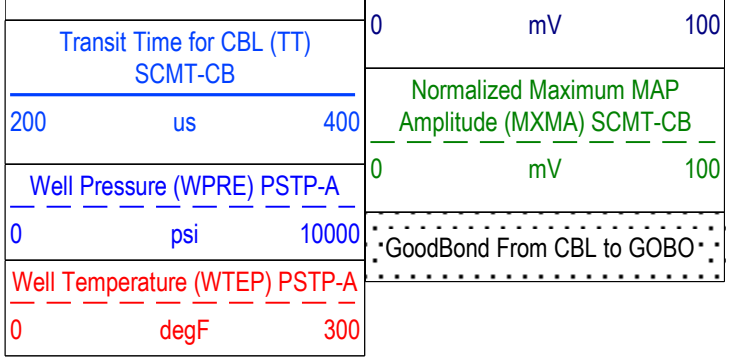

TIME_1900 - Time Marked every 60.00 (s)

Description: SCMT VDL Image Format: Log (SCMT_VDL_Image) Index Scale: 5 in per 100 ft Index Unit: ft Index Type: Measured Depth Creation Date: 17-May-2019 21:44:30

Channel Processing Parameters

ONE: Parameters

Parameter	Description	Tool	Value	Unit
BHT	Bottom Hole Temperature	Borehole	229.31	degF
CB3G	SCMT CBL 3 ft Peak Detection T0_Delay and Noise Gate	SCMT-CB	235.75	us
CBLG	CBL Gate Width	SCMT-CB	42	us
CBRA	CBL LQC Reference Amplitude in Free Pipe	SCMT-CB	72	mV
THNO	Nominal Casing Thickness - Zoned along logger depths	WLSESSION	0.361	in
DC_MODE	Depth Correction Mode	DepthCorrection	Real-time	
DFD	Drilling Fluid Density	Borehole	8.4	lbm/gal
DFT_CATEGORY	Drilling Fluid Type	Borehole	Water	
DTMD	Borehole Fluid Slowness	Borehole	204	us/ft
GOBO_CURR	Good Bond in Arbitrary Cement	SCMT-CB	4.41	mV
GTSE	Generalized Temperature Selection, from Measured or Computed Temperature	Borehole	WTEP	
MAPG	SCMT MAP Peak Detection T0_Delay and Noise Gate	SCMT-CB	178.61	us
MATT_CURR	Maximum Attenuation in Arbitrary Cement	SCMT-CB	11.85	dB/ft
MCI	Minimum Cemented Interval for Isolation	SCMT-CB	Depth Zoned	ft
MMSA	MAP Minimum Sonic Amplitude	SCMT-CB	10.86	mV
MSA	Minimum Sonic Amplitude	SCMT-CB	2.19	mV
MSA_CURR	Minimum Sonic Amplitude in Arbitrary Cement	SCMT-CB	2.19	mV
RUN_SNUM	Run Sequence Number	WSDRUN	1	

Depth Zone Parameters

Parameter	Value	Start (ft)	Stop (ft)
MCI	14.81	100	2305
MCI	4.75	2305	7207

All depth are actual.

Tool Control Parameters

ONE: Parameters

Parameter	Description	Tool	Value	Unit
CMTM	SCMT Operating Mode	SCMT-CB	Log	
MAX_LOG_SPEED	Toolstring Maximum Logging Speed	WLSESSION	Time Zoned	ft/h
PCCG	PSP Downhole CCL Gain	PSTP-A	Time Zoned	

Time Zone Parameters

Parameter	Value	Start Time	Stop Time	Start Depth (ft)	Stop Depth (ft)
MAX_LOG_SPEED	1077.14	17-May-2019 15:40:44	17-May-2019 18:44:50	7207.07	4195.03
MAX_LOG_SPEED	1800	17-May-2019 18:44:50	17-May-2019 21:05:54	4195.03	105.2

PCCG	12 dB	17-May-2019 15:40:44	17-May-2019 15:42:13	7207.07	7190.33
PCCG	24 dB	17-May-2019 15:42:13	17-May-2019 15:46:06	7190.33	7127.02
PCCG	0 dB	17-May-2019 15:46:06	17-May-2019 15:50:58	7127.02	7049.26
PCCG	12 dB	17-May-2019 15:50:58	17-May-2019 18:51:18	7049.26	4079.74
PCCG	0 dB	17-May-2019 18:51:18	17-May-2019 18:53:29	4079.74	4015.58
PCCG	12 dB	17-May-2019 18:53:29	17-May-2019 21:05:54	4015.58	105.2

All depth are at tool zero.

ONE

Repeat Pass

Software Version

Acquisition System	Version
Maxwell 2019	9.0.106845.3100

Pass Summary

Run Name	Pass Objective	Direction	Top	Bottom	Start	Stop	DSC Mode	Depth Shift	Include Parallel Data
ONE	Log[2]:Up	Up	2386.37 ft	2610.03 ft	17-May-2019 3:02:33 PM	17-May-2019 3:11:01 PM	ON	-2.59 ft	No

All depths are referenced to toolstring zero

Log

Company:Crestone Peak Resources and Operating LLC Well:Echeverria 2F-2H-D267

ONE: Log[2]:Up:S006

Description: Sonic CBL with VDL Format: Log (Sonic CBL with VDL) Index Scale: 5 in per 100 ft Index Unit: ft Index Type: Measured Depth Creation Date: 17-May-2019 21:44:43

BIEP - Bond Index Event Pips SCMT-CB

TIME_1900 - Time Marked every 60.00 (s)

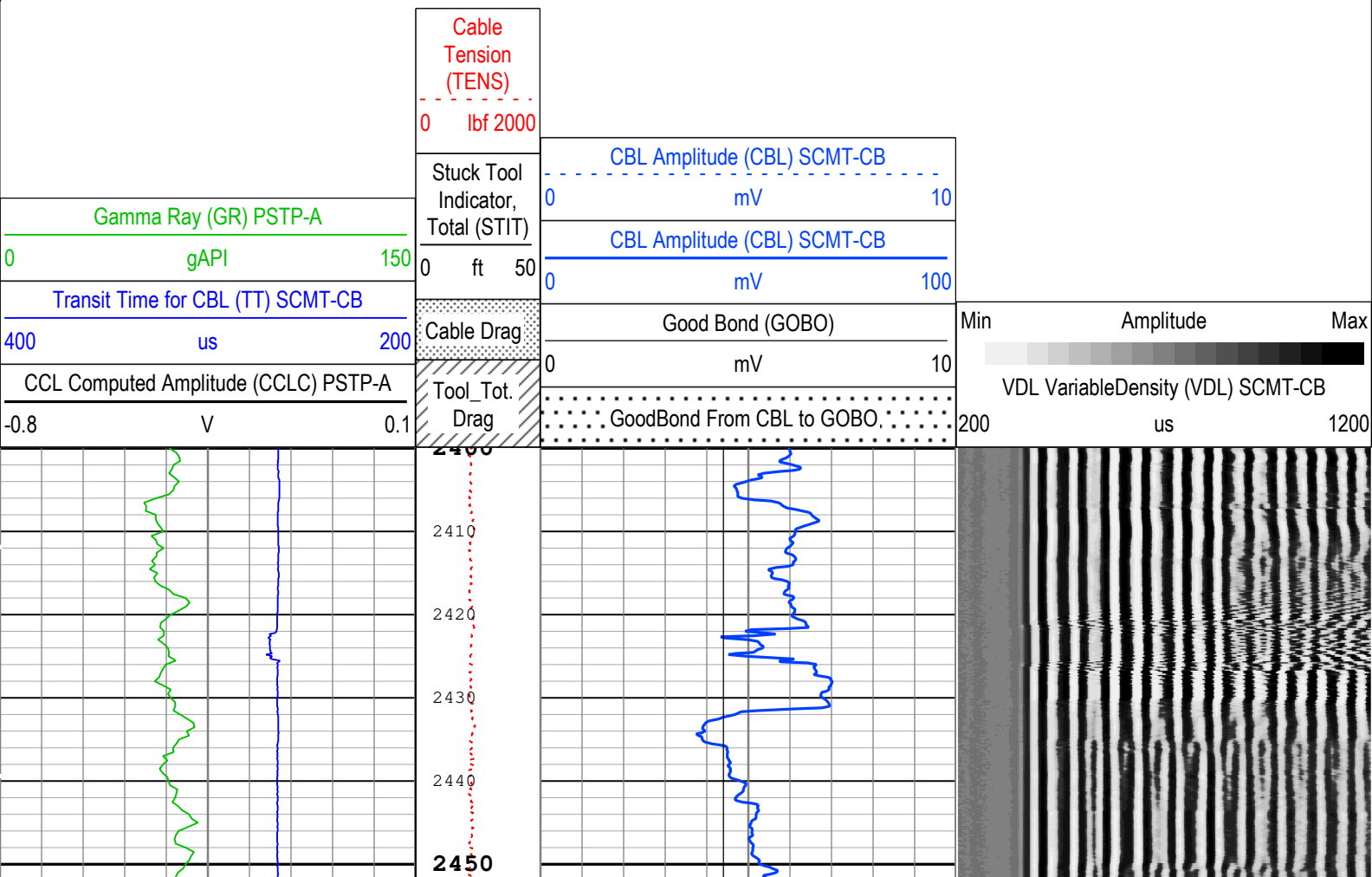

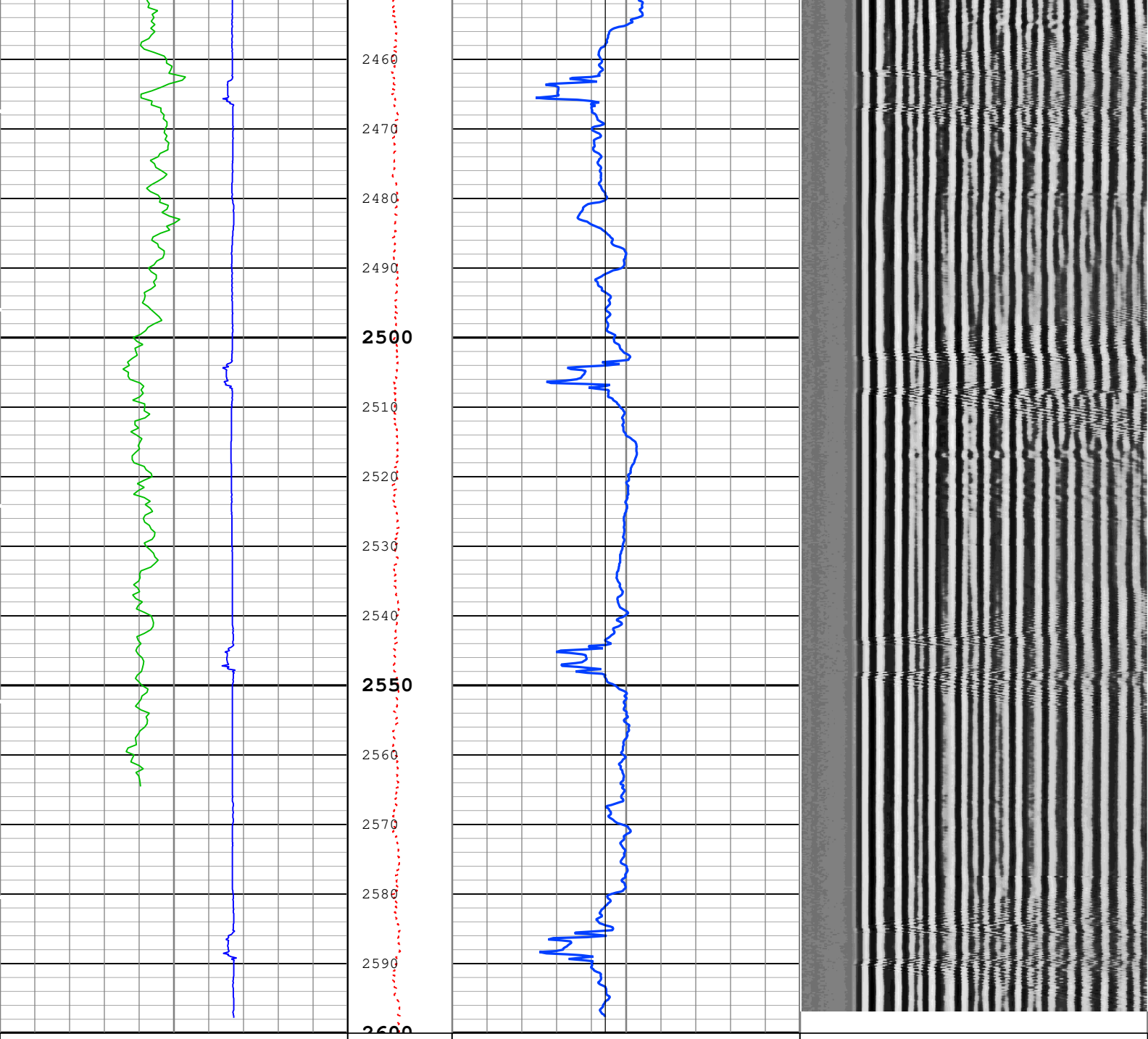

Gamma Ray (GR) PSTP-A
0 gAPI 150

Transit Time for CBL (TT) SCMT-CB
400 us 200

CCL Computed Amplitude (CCLC) PSTP-A
-0.8 V 0.1

Cable Tension (TENS)
0 lbf 2000

Stuck Tool Indicator, Total (STIT)
0 ft 50

Cable Drag

Tool_Tot. Drag

CBL Amplitude (CBL) SCMT-CB
0 mV 10

CBL Amplitude (CBL) SCMT-CB
0 mV 100

Good Bond (GOBO)
0 mV 10

GoodBond From CBL to GOBO

Min Amplitude Max

VDL VariableDensity (VDL) SCMT-CB
200 us 1200

TIME_1900 - Time Marked every 60.00 (s)

BIEP - Bond Index Event Pips SCMT-CB

Description: Sonic CBL with VDL Format: Log (Sonic CBL with VDL) Index Scale: 5 in per 100 ft Index Unit: ft Index Type: Measured Depth Creation Date: 17-May-2019 21:44:43

Channel Processing Parameters

ONE: Parameters

Parameter	Description	Tool	Value	Unit
BHT	Bottom Hole Temperature	Borehole	229.31	degF
CB3G	SCMT CBL 3 ft Peak Detection T0_Delay and Noise Gate	SCMT-CB	235.75	us
CBLG	CBL Gate Width	SCMT-CB	42	us
CBRA	CBL LQC Reference Amplitude in Free Pipe	SCMT-CB	72	mV
DC_MODE	Depth Correction Mode	DepthCorrection	Real-time	
DFD	Drilling Fluid Density	Borehole	8.4	lbm/gal
DFT_CATEGORY	Drilling Fluid Type	Borehole	Water	
GOBO_CURR	Good Bond in Arbitrary Cement	SCMT-CB	4.41	mV
GTSE	Generalized Temperature Selection, from Measured or Computed Temperature	Borehole	WTEP	
MATT_CURR	Maximum Attenuation in Arbitrary Cement	SCMT-CB	11.85	dB/ft
MCI	Minimum Cemented Interval for Isolation	SCMT-CB	4.75	ft
MSA	Minimum Sonic Amplitude	SCMT-CB	2.19	mV
MSA_CURR	Minimum Sonic Amplitude in Arbitrary Cement	SCMT-CB	2.19	mV
RUN_SNUM	Run Sequence Number	WSDRUN	1	

Tool Control Parameters

ONE: Parameters

Parameter	Description	Tool	Value	Unit
CMTM	SCMT Operating Mode	SCMT-CB	Log	
MAX_LOG_SPEED	Toolstring Maximum Logging Speed	WLSESSION	1077.14	ft/h
PCCG	PSP Downhole CCL Gain	PSTP-A	12 dB	

ONE

Repeat Pass

Software Version

Acquisition System	Version
Maxwell 2019	9.0.106845.3100

Pass Summary

Run Name	Pass Objective	Direction	Top	Bottom	Start	Stop	DSC Mode	Depth Shift	Include Parallel Data
ONE	Log[2]:Up	Up	2386.37 ft	2610.03 ft	17-May-2019 3:02:33 PM	17-May-2019 3:11:01 PM	ON	-2.59 ft	No

All depths are referenced to toolstring zero

Log

Company:Crestone Peak Resources and Operating LLC Well:Echeverria 2F-2H-D267

ONE: Log[2]:Up:S006

Description: SCMT VDL Image Format: Log (SCMT_VDL_Image) Index Scale: 5 in per 100 ft Index Unit: ft Index Type: Measured Depth Creation Date: 17-May-2019 21:44:46

TIME_1900 - Time Marked every 60.00 (s)

Gamma Ray (GR) PSTP-A
0 gAPI 150

Relative Bearing (RB_SCMT) SCMT-CB
0 deg 360

Minimum MAP Transit Time (MITT) SCMT-CB
100 us 300

CBL Amplitude (CBL) SCMT-CB
0 mV 10

CBL Amplitude (CBL) SCMT-CB
0 mV 100

Good Bond (GOBO)
0 mV 10

Stuck Tool Indicator

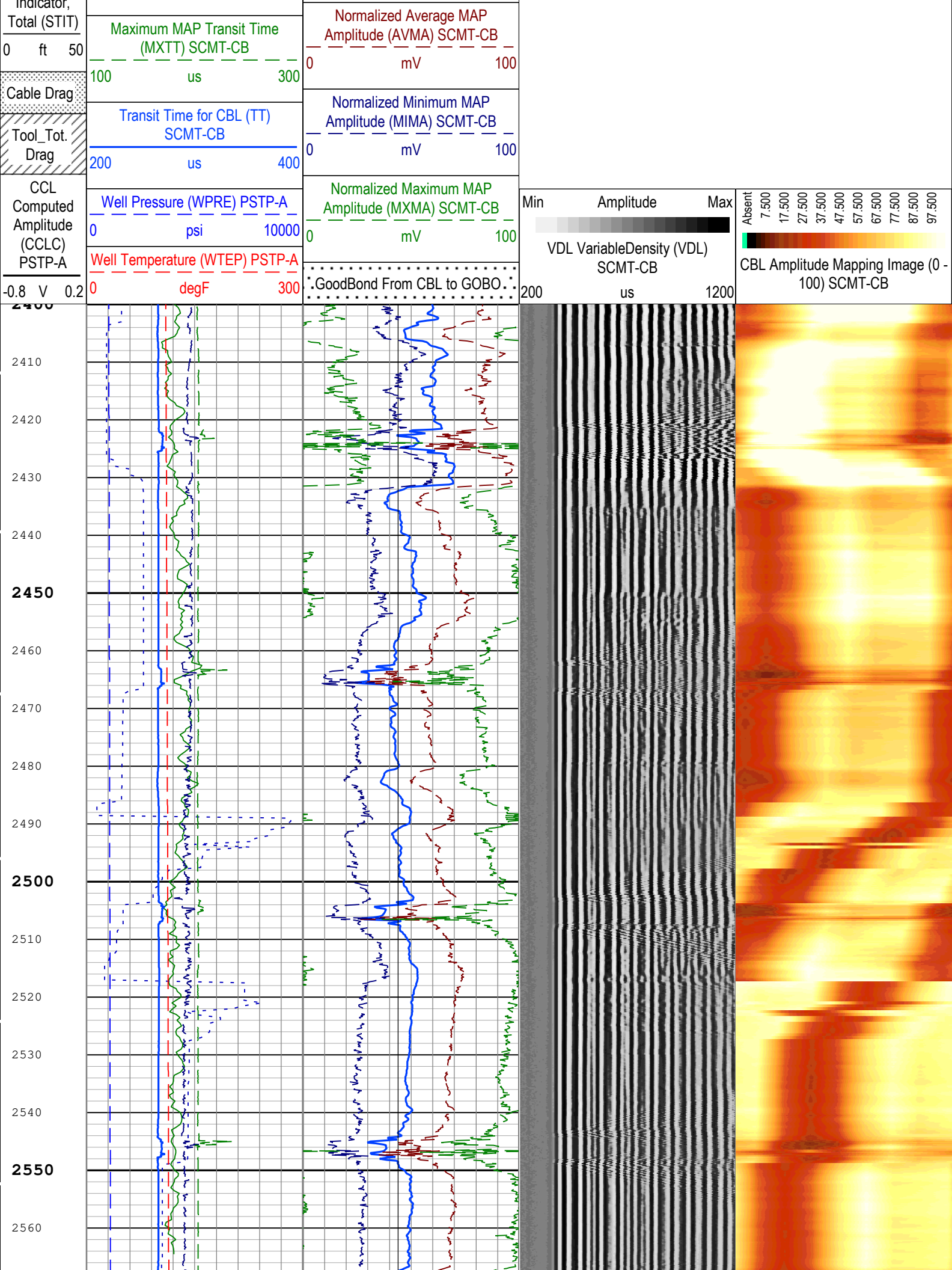
Indicator, Total (STIT)
0 ft 50
Cable Drag
Tool_Tot. Drag
CCL Computed Amplitude (CCLC) PSTP-A
-0.8 V 0.2
Maximum MAP Transit Time (MXTT) SCMT-CB
100 us 300
Transit Time for CBL (TT) SCMT-CB
200 us 400
Well Pressure (WPRE) PSTP-A
0 psi 10000
Well Temperature (WTEP) PSTP-A
0 degF 300
Normalized Average MAP Amplitude (AVMA) SCMT-CB
0 mV 100
Normalized Minimum MAP Amplitude (MIMA) SCMT-CB
0 mV 100
Normalized Maximum MAP Amplitude (MXMA) SCMT-CB
0 mV 100
GoodBond From CBL to GOBO
Min Amplitude Max
VDL VariableDensity (VDL) SCMT-CB
200 us 1200
Absent 7.500 17.500 27.500 37.500 47.500 57.500 67.500 77.500 87.500 97.500
CBL Amplitude Mapping Image (0 - 100) SCMT-CB
2400
2410
2420
2430
2440
2450
2460
2470
2480
2490
2500
2510
2520
2530
2540
2550
2560

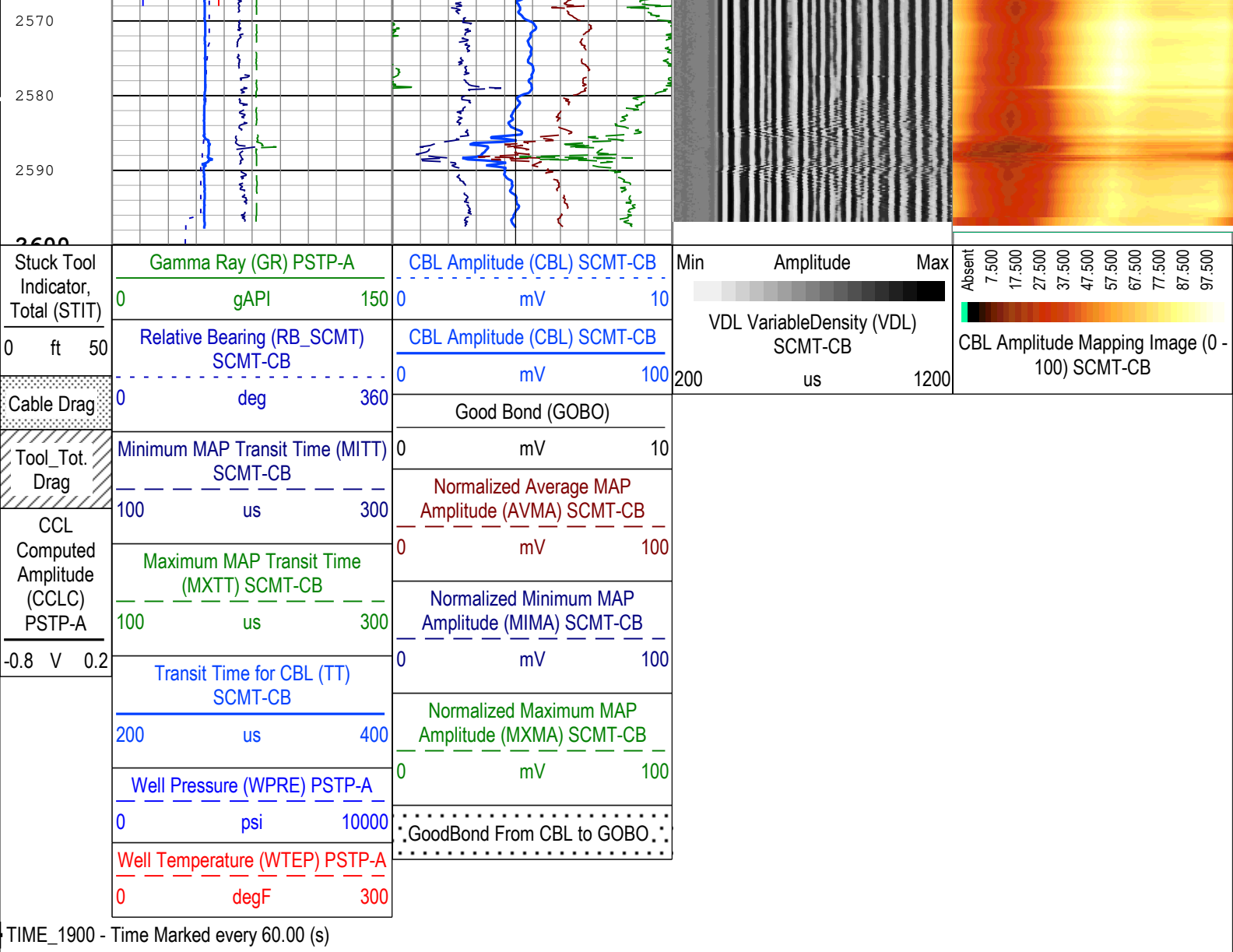

Description: SCMT VDL Image Format: Log (SCMT_VDL_Image) Index Scale: 5 in per 100 ft Index Unit: ft Index Type: Measured Depth Creation Date: 17-May-2019 21:44:46

Channel Processing Parameters

ONE: Parameters

Parameter	Description	Tool	Value	Unit
BHT	Bottom Hole Temperature	Borehole	229.31	degF
CB3G	SCMT CBL 3 ft Peak Detection T0_Delay and Noise Gate	SCMT-CB	235.75	us
CBLG	CBL Gate Width	SCMT-CB	42	us
CBRA	CBL LQC Reference Amplitude in Free Pipe	SCMT-CB	72	mV
THNO	Nominal Casing Thickness - Zoned along logger depths	WLSESSION	0.361	in
DC_MODE	Depth Correction Mode	DepthCorrection	Real-time	
DFD	Drilling Fluid Density	Borehole	8.4	lbm/gal
DFT_CATEGORY	Drilling Fluid Type	Borehole	Water	
DTMD	Borehole Fluid Slowness	Borehole	204	us/ft
GOBO_CURR	Good Bond in Arbitrary Cement	SCMT-CB	4.41	mV
GTSE	Generalized Temperature Selection, from Measured or Computed Temperature	Borehole	WTEP	
MAPG	SCMT MAP Peak Detection T0_Delay and Noise Gate	SCMT-CB	178.61	us
MATT_CURR	Maximum Attenuation in Arbitrary Cement	SCMT-CB	11.85	dB/ft
MCI	Minimum Cemented Interval for Isolation	SCMT-CB	4.75	ft
MMSA	MAP Minimum Sonic Amplitude	SCMT-CB	10.86	mV
MSA	Minimum Sonic Amplitude	SCMT-CB	2.10	mV

MSA	Minimum Sonic Amplitude	SCMT-CB	2.19	mV
MSA_CURR	Minimum Sonic Amplitude in Arbitrary Cement	SCMT-CB	2.19	mV
RUN_SNUM	Run Sequence Number	WSDRUN	1	

Tool Control Parameters

ONE: Parameters

Parameter	Description	Tool	Value	Unit
CMTM	SCMT Operating Mode	SCMT-CB	Log	
MAX_LOG_SPEED	Toolstring Maximum Logging Speed	WLSESSION	1077.14	ft/h
PCCG	PSP Downhole CCL Gain	PSTP-A	12 dB	

Calibration Report

SCMT-CB (Slim Cement Mapping Tool, 1-11/16 OD) Calibration - Run ONE

Primary Equipment :

Slim Cement Mapping Sonde	SCMS-CB	8258

CBL and MAP Amplitude Normalization - Measurements

Master (Measured): 20:16:15 09-Oct-2018

Measurement	Unit	Phase	Nominal	Low Limit	Actual	High Limit
CBL 3 ft Temperature/Pressure Compensated Raw Amplitude (at 0 degree)	mV	Master	1350.000	1000.000	1179.675	1700.000
MAP 1 Temperature/Pressure Compensated Raw Amplitude (at 0 degree)	mV	Master	1075.000	500.000	1218.098	1650.000
MAP 2 Temperature/Pressure Compensated Raw Amplitude (at 0 degree)	mV	Master	1075.000	500.000	1093.785	1650.000
MAP 3 Temperature/Pressure Compensated Raw Amplitude (at 0 degree)	mV	Master	1075.000	500.000	807.772	1650.000
MAP 4 Temperature/Pressure Compensated Raw Amplitude (at 0 degree)	mV	Master	1075.000	500.000	882.819	1650.000
MAP 5 Temperature/Pressure Compensated Raw Amplitude (at 0 degree)	mV	Master	1075.000	500.000	964.949	1650.000
MAP 6 Temperature/Pressure Compensated Raw Amplitude (at 0 degree)	mV	Master	1075.000	500.000	1086.432	1650.000
MAP 7 Temperature/Pressure Compensated Raw Amplitude (at 0 degree)	mV	Master	1075.000	500.000	1188.836	1650.000
MAP 8 Temperature/Pressure Compensated Raw Amplitude (at 0 degree)	mV	Master	1075.000	500.000	1282.034	1650.000
CBL 3 ft Temperature/Pressure Compensated Raw Amplitude (at 90 degree)	mV	Master	1350.000	1000.000	1178.190	1700.000
MAP 1 Temperature/Pressure Compensated Raw Amplitude (at 90 degree)	mV	Master	1075.000	500.000	1054.282	1650.000
MAP 2 Temperature/Pressure Compensated Raw Amplitude (at 90 degree)	mV	Master	1075.000	500.000	965.417	1650.000
MAP 3 Temperature/Pressure Compensated Raw Amplitude (at 90 degree)	mV	Master	1075.000	500.000	760.428	1650.000
MAP 4 Temperature/Pressure Compensated Raw Amplitude (at 90 degree)	mV	Master	1075.000	500.000	942.255	1650.000
MAP 5 Temperature/Pressure Compensated Raw Amplitude (at 90 degree)	mV	Master	1075.000	500.000	1117.953	1650.000
MAP 6 Temperature/Pressure Compensated Raw Amplitude (at 90 degree)	mV	Master	1075.000	500.000	1289.531	1650.000
MAP 7 Temperature/Pressure Compensated Raw Amplitude (at 90 degree)	mV	Master	1075.000	500.000	1273.549	1650.000
MAP 8 Temperature/Pressure Compensated Raw Amplitude (at 90 degree)	mV	Master	1075.000	500.000	1172.603	1650.000
CBL 3 ft Temperature/Pressure Compensated Raw Amplitude (at 180 degree)	mV	Master	1350.000	1000.000	1177.369	1700.000
MAP 1 Temperature/Pressure Compensated Raw Amplitude (at 180 degree)	mV	Master	1075.000	500.000	995.650	1650.000
MAP 2 Temperature/Pressure Compensated Raw Amplitude (at 180 degree)	mV	Master	1075.000	500.000	998.660	1650.000
MAP 3 Temperature/Pressure Compensated Raw Amplitude (at 180 degree)	mV	Master	1075.000	500.000	861.659	1650.000
MAP 4 Temperature/Pressure Compensated Raw Amplitude (at 180 degree)	mV	Master	1075.000	500.000	1085.633	1650.000
MAP 5 Temperature/Pressure Compensated Raw Amplitude (at 180 degree)	mV	Master	1075.000	500.000	1238.145	1650.000

MAP 6 Temperature/Pressure Compensated Raw Amplitude (at 180 degree)	mV	Master	1075.000	500.000	1300.507	1650.000
MAP 7 Temperature/Pressure Compensated Raw Amplitude (at 180 degree)	mV	Master	1075.000	500.000	1172.184	1650.000
MAP 8 Temperature/Pressure Compensated Raw Amplitude (at 180 degree)	mV	Master	1075.000	500.000	1036.327	1650.000
CBL 3 ft Temperature/Pressure Compensated Raw Amplitude (at 270 degree)	mV	Master	1350.000	1000.000	1174.563	1700.000
MAP 1 Temperature/Pressure Compensated Raw Amplitude (at 270 degree)	mV	Master	1075.000	500.000	1078.665	1650.000
MAP 2 Temperature/Pressure Compensated Raw Amplitude (at 270 degree)	mV	Master	1075.000	500.000	1119.866	1650.000
MAP 3 Temperature/Pressure Compensated Raw Amplitude (at 270 degree)	mV	Master	1075.000	500.000	955.836	1650.000
MAP 4 Temperature/Pressure Compensated Raw Amplitude (at 270 degree)	mV	Master	1075.000	500.000	1120.067	1650.000
MAP 5 Temperature/Pressure Compensated Raw Amplitude (at 270 degree)	mV	Master	1075.000	500.000	1171.587	1650.000
MAP 6 Temperature/Pressure Compensated Raw Amplitude (at 270 degree)	mV	Master	1075.000	500.000	1166.519	1650.000
MAP 7 Temperature/Pressure Compensated Raw Amplitude (at 270 degree)	mV	Master	1075.000	500.000	1067.010	1650.000
MAP 8 Temperature/Pressure Compensated Raw Amplitude (at 270 degree)	mV	Master	1075.000	500.000	1043.943	1650.000

CBL and MAP Amplitude Normalization - Coefficients

Master (Measured): 20:16:15 09-Oct-2018

Measurement	Unit	Phase	Nominal	Low Limit	Actual	High Limit
Normalization Temperature in SFT Tube	degF	Master			64.00	
CBL Correction Factor		Master	0		0.082	
MAP 1 Correction Factor		Master	0		0.110	
MAP 2 Correction Factor		Master	0		0.115	
MAP 3 Correction Factor		Master	0		0.142	
MAP 4 Correction Factor		Master	0		0.119	
MAP 5 Correction Factor		Master	0		0.107	
MAP 6 Correction Factor		Master	0		0.099	
MAP 7 Correction Factor		Master	0		0.102	
MAP 8 Correction Factor		Master	0		0.106	

CBL and MAP Amplitude Adjustment - Measurements

Before (Measured): 21:18:29 17-May-2019

Measurement	Unit	Phase	Nominal	Low Limit	Actual	High Limit
CBL Amplitude	mV	Before			84.32	
Average MAP Amplitude (Fluid Compensated)	mV	Before			171.74	
Measurement Depth	ft	Before			1443.83	

CBL and MAP Amplitude Adjustment - Coefficients

Before (Measured): 21:18:29 17-May-2019

Measurement	Unit	Phase	Nominal	Low Limit	Actual	High Limit
CBL Adjustment Factor		Before			0.854	
CBL LQC Reference Amplitude in Free Pipe	mV	Before			72.00	
MAP Adjustment Factor		Before			0.582	
Depth of Before Calibration	ft	Before			1443.83	

PSTP-A (PSP Telemetry Platform A - Sapphire) Calibration - Run ONE

Primary Equipment :

PBMS-A PBMS-A 1925

Calibration Parameter :

JIG-BKGD

PBMS Well Temp Master Calibration

Master (EEPROM): 00:00:00 22-Oct-2018

PBMS_RTD_THERM (Master) RTD Coefficients

	Tt**0	Tt**1	Tt**2	Tt**3	Tt**4	Tt**5
Tt**0	-410.1011	188.1116	-36.84356	7.122567	-0.4733946	0

PBMS Gamma Ray Master Calibration

Master (EEPROM): 00:00:00 07-Mar-2003

PBMS_GR_MODEL (Master) GR Coefficients

	Rt**0	Rt**1
Rt**0	2000	4740

PBMS A Reference Clock Master Calibration

Master (EEPROM): 00:00:00 22-Oct-2018

PBMS_REF_CLOCK (Master) PBMS A Clock Coefficients

	Temp**0	Temp**1	Temp**2	Temp**3	Temp**4	Temp**5
Temp**0	-53.18935	-7.201934	-0.02214573	0.0001183733	4.091469E-06	0

PBMS A Sapphire Master Calibration

Master (EEPROM): 00:00:00 22-Oct-2018

PBMS_P_GAUGE_PRES (Master) Sapphire Pressure Model Coefficients

	Tt**0	Tt**1	Tt**2	Tt**3	Tt**4	Tt**5
Tp**0	-25691.09	17029.96	-5075.791	726.4449	-40.75964	0
Tp**1	19132.39	-12381.02	3822.557	-563.1737	32.42202	0
Tp**2	-179.7185	65.96684	-6.392941	0	0	0
Tp**3	3.901225	-0.8302976	0	0	0	0
Tp**4	0	0	0	0	0	0
Tp**5	0	0	0	0	0	0

PBMS_P_GAUGE_TEMP (Master) Sapphire Temperature Model Coefficients

	Tp**0	Tp**1	Tp**2	Tp**3	Tp**4	Tp**5
Tt**0	2139.044	0.9065338	-1.614862	0.4019501	-0.0426815	0
Tt**1	-1249.353	0.4641727	0.3407869	-0.06403436	0.007093906	0
Tt**2	256.6918	-0.2288171	-0.01679745	0	0	0
Tt**3	-18.59611	0.0234225	0	0	0	0
Tt**4	0	0	0	0	0	0
Tt**5	0	0	0	0	0	0

Company:	Crestone Peak Resources and Operating LLC
Well:	Echeverria 2F-2H-D267
Field:	Wattenberg
County:	Weld
State:	Colorado

Schlumberger

Slim Cement Mapping Tool
Cement Evaluation
Gamma Ray - CCL Log