



---

**FW: TEP Pit Facility ID 414560; Variance Sundry Doc. # 401954590**

---

**Fischer - DNR, Alex** <alex.fischer@state.co.us>

Thu, Apr 4, 2019 at 4:55 PM

To: Steven Arauz - DNR <steven.arauza@state.co.us>, John Heil <john.heil@state.co.us>

Steven and John- please upload the email chain w photos to Pit Facility ID 414560.

Thanks

Alex

Sent from my mobile device.

----- Forwarded message -----

From: **Mike Gardner** <MGardner@terraep.com>

Date: Thu, Apr 4, 2019, 4:42 PM

Subject: FW: TEP Pit Facility ID 414560; Variance Sundry Doc. # 401954590

To: Fischer - DNR, Alex <alex.fischer@state.co.us>

Cc: steven.arauza@state.co.us <steven.arauza@state.co.us>, john.heil@state.co.us <john.heil@state.co.us>

Alex,

I passed on your email from yesterday regarding the netting issues at the Clough production pit. Our netting maintenance contractor (HRL) went out this morning and completed the repairs ... see the attached pics. Let me know if you have any other questions. Thanks.

Mike Gardner

Cell: (970) 623-4875

Office: (970) 263-2760

[mgardner@terraep.com](mailto:mgardner@terraep.com)

---

**From:** Brad Kesler

**Sent:** Thursday, April 04, 2019 2:47 PM

**To:** Mike Gardner <MGardner@terraep.com>

**Subject:** Fwd: TEP Pit Facility ID 414560; Variance Sundry Doc. # 401954590

Mike see below

Brad Kesler

970-216-8703

Terra E&P

Begin forwarded message:

**From:** "Shane Armendariz" <[sarmendariz@hrlcomp.com](mailto:sarmendariz@hrlcomp.com)>  
**To:** "Jason Vanlandingham" <[JVanlandingham@terraep.com](mailto:JVanlandingham@terraep.com)>, "Brad Kesler" <[BKesler@terraep.com](mailto:BKesler@terraep.com)>  
**Subject:** RE: TEP Pit Facility ID 414560; Variance Sundry Doc. # 401954590

Brad/Jason,

Per the below emails I have performed a netting maintenance for the Clough Production Pond (Facility 414560). All matters that were recommended to be address were fixed and a thorough maintenance was conducted while on location. For your convenience, an inspection report has been attached to reference. Next week we will continue to inspect the other net and netting structures throughout the valley.

Please let me know if you have any questions or need anything else addressed.

Thanks,

Shane

**Shane Armendariz** | Project Manager

HRL Compliance Solutions, Inc.

2385 F 1/2 Road | Grand Junction, CO 81505

main 970.243.3271 Ex. 422 | mobile 970.683.1455

Web | vCard | Map | [f](#) | [in](#)



**HRL**  
COMPLIANCE  
SOLUTIONS

Confidentiality Note: This email and any attachments are confidential and only for the use as authorized by HRL Compliance Solutions, Inc. If you receive this message in error or are not the intended recipient, you should not retain, distribute, disclose or use any of this information. Permanently delete the e-mail and any attachments or copies.

---

**From:** Jason Vanlandingham [<mailto:JVanlandingham@terraep.com>]  
**Sent:** Thursday, April 04, 2019 8:24 AM  
**To:** Shane Armendariz <[sarmendariz@hrlcomp.com](mailto:sarmendariz@hrlcomp.com)>; Brad Kesler <[BKesler@terraep.com](mailto:BKesler@terraep.com)>  
**Subject:** RE: TEP Pit Facility ID 414560; Variance Sundry Doc. # 401954590

10-4 thank you

---

**From:** Shane Armendariz <[sarmendariz@hrlcomp.com](mailto:sarmendariz@hrlcomp.com)>  
**Sent:** Thursday, April 04, 2019 8:21 AM  
**To:** Brad Kesler <[BKesler@terraep.com](mailto:BKesler@terraep.com)>; Jason Vanlandingham <[JVanlandingham@terraep.com](mailto:JVanlandingham@terraep.com)>  
**Subject:** RE: TEP Pit Facility ID 414560; Variance Sundry Doc. # 401954590

10-4 Thanks Brad.

I'll run out today and remedy the situation and will plan on making the rounds next week to all the pits to make sure all other issues (if any) are resolved.

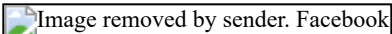
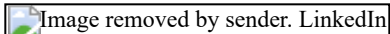
-Shane

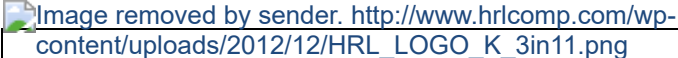
**Shane Armendariz** | Project Manager

HRL Compliance Solutions, Inc.

2385 F 1/2 Road | Grand Junction, CO 81505

main 970.243.3271 Ex. 422 | mobile 970.683.1455

Web | vCard | Map |  | 



---

Confidentiality Note: This email and any attachments are confidential and only for the use as authorized by HRL Compliance Solutions, Inc. If you receive this message in error or are not the intended recipient, you should not retain, distribute, disclose or use any of this information. Permanently delete the e-mail and any attachments or copies.

---

**From:** Brad Kesler [<mailto:BKesler@terraep.com>]  
**Sent:** Thursday, April 04, 2019 8:15 AM  
**To:** Jason Vanlandingham <[JVanlandingham@terraep.com](mailto:JVanlandingham@terraep.com)>; Shane Armendariz <[sarmendariz@hrlcomp.com](mailto:sarmendariz@hrlcomp.com)>  
**Subject:** Fwd: TEP Pit Facility ID 414560; Variance Sundry Doc. # 401954590

Jason-Shane, see email below and please address the issues. Let me know the plan/results

Brad Kesler

970-216-8703

Terra E&P

Begin forwarded message:



This message and any related attachments are intended only for the use of the addressee(s) and may contain information that is PRIVILEGED and CONFIDENTIAL. If you are not the intended recipient(s), you are hereby notified that any dissemination of this communication is strictly prohibited. If you have received this communication in error, please erase all copies of the message and its attachments and notify the sender immediately.

---

**2 attachments**



**ATT00001.htm**

1K



**040419- Facility ID- 414560- Pit 44-16-694 (Clough) Net Repair .pdf**

2346K

# Terra Energy Partners: 2019 Netting Maintenance



Cover Photo: Facility 414560 (Clough Production-44-16-694)

**Prepared By:**  
HRL Compliance Solutions, Inc.  
2385 F ½ Road  
Grand Junction, CO 81505



April 4, 2019

Clough Production Pond- Good Standing  
Figure 1



Before

After

Figure 2



Before

After

- Figure 1/ Figure 2
  - Removed poly line entering the structure and created an access point (secured flap) that could be utilized in the future to accommodate a poly line re-entry.

Figure 3



Before

After

- Figure 3
  - Added extension underneath the poly line to eliminate any vacancies in the side panel to prevent wildlife access.

Figure 4



Before

After

- Figure 4
  - Removed the debris that was causing the side panel to be elevated and anchored the netting to the ground.

Figure 5



Before

After

- Figure 5
  - Altered the side panel to accommodate a hose entering the pit and anchored the netting to the ground.

#### Other Actions

- Inspected for holes and repaired where needed.
- Ensured all hardware was functioning properly.
- Anchored the side netting to the ground in several other areas to prevent wildlife access.