









- | | |
|--|--|
|  GGU 5-29 Off-location Flowline |  Disturbance Area |
|  GGU 5-29 Riser |  Separators |
|  Associated Flowline |  Tank Battery |
|  Associated Wellhead | |
|  COGCC Location - ID | |

Layout Drawing - As-build
GIBSON GULCH UNIT-66S91W 30SENE
GGU 5-29 Wellhead Flowline

480 240 0 480 Feet

