



Nicholson GeoSolutions LLC

3433 East Lake Drive
Centennial, CO 80121

May 19, 2018

Mr. Derek Johnson
Berry Petroleum Company
235 Callahan Avenue
Parachute, Colorado 81635

Subject: OM K-15 on L-15 Landfarm Screening Soil Sample Results

Dear Derek:

Nicholson GeoSolutions LLC collected a screening level soil sample from the K-15 portion of the landfarm on the OM L-15 well pad on Old Mountain, Garfield County, Colorado on May 5th, 2018. The sample was composited from 16 subsamples collected at depths of about 12-18 inches across the surface of the landfarm. This sample was analyzed for Total Volatile Petroleum Hydrocarbons (TVPH – gasoline range), Total Extractable Petroleum Hydrocarbons (TEPH – diesel and motor oil range), PAHs, and BTEX to evaluate compliance with the COGCC Table 910-1 standards and whether additional treatment is necessary. The laboratory report is attached.

Benzo(a)pyrene was reported at 0.0644 mg/kg and dibenz(a,h)anthracene was reported at 0.034 mg/kg, above the standard of 0.022 mg/kg for both parameters. All other results were below the standards. Further treatment of the landfarm should be conducted. The landfarm should be sampled again in the fall of 2018 to reassess the PAH concentrations and degradation rates.

Nicholson GeoSolutions LLC

A handwritten signature in blue ink that reads "DK Nicholson".

David K. Nicholson, P.G.
Principal Geologist

APPENDIX A
Laboratory Report

May 16, 2018

Berry Petroleum - Denver, CO

Sample Delivery Group: L991927
Samples Received: 05/08/2018
Project Number:
Description: North Parachute Pit Reclamation

Report To: Dave Nicholson
1999 Broadway, Suite 3700
Denver, CO 93309










Entire Report Reviewed By:



Jason Romer
Technical Service Representative

Results relate only to the items tested or calibrated and are reported as rounded values. This test report shall not be reproduced, except in full, without written approval of the laboratory. Where applicable, sampling conducted by ESC is performed per guidance provided in laboratory standard operating procedures: 060302, 060303, and 060304.



Cp: Cover Page	1	
Tc: Table of Contents	2	
Ss: Sample Summary	3	
Cn: Case Narrative	4	
Sr: Sample Results	5	
K-15 L991927-01	5	
L-15 L991927-02	6	
K-15/L-15 L991927-03	7	
B-10 L991927-04	8	
C-10 L991927-05	9	
Qc: Quality Control Summary	10	
Volatile Organic Compounds (GC) by Method 8015/8021	10	
Semi-Volatile Organic Compounds (GC) by Method 8015	12	
Semi Volatile Organic Compounds (GC/MS) by Method 8270C-SIM	13	
Gl: Glossary of Terms	15	
Al: Accreditations & Locations	16	
Sc: Sample Chain of Custody	17	

SAMPLE SUMMARY



K-15 L991927-01 Solid

Collected by
DK Nicholson
Collected date/time
05/05/18 13:45
Received date/time
05/08/18 08:45

Method	Batch	Dilution	Preparation date/time	Analysis date/time	Analyst
Volatile Organic Compounds (GC) by Method 8015/8021	WG1109082	1	05/09/18 09:32	05/09/18 19:27	DWR
Semi-Volatile Organic Compounds (GC) by Method 8015	WG1109622	2	05/12/18 15:46	05/13/18 15:10	DMW
Semi Volatile Organic Compounds (GC/MS) by Method 8270C-SIM	WG1109641	1	05/11/18 20:42	05/12/18 15:00	KM

1
Cp

2
Tc

3
Ss

4
Cn

5
Sr

6
Qc

7
Gl

8
Al

9
Sc

L-15 L991927-02 Solid

Collected by
DK Nicholson
Collected date/time
05/05/18 14:15
Received date/time
05/08/18 08:45

Method	Batch	Dilution	Preparation date/time	Analysis date/time	Analyst
Volatile Organic Compounds (GC) by Method 8015/8021	WG1109082	1	05/09/18 09:32	05/09/18 19:49	DWR
Semi-Volatile Organic Compounds (GC) by Method 8015	WG1109622	5	05/12/18 15:46	05/13/18 16:50	DMW
Semi Volatile Organic Compounds (GC/MS) by Method 8270C-SIM	WG1109641	1	05/11/18 20:42	05/12/18 15:22	KM

K-15/L-15 L991927-03 Solid

Collected by
DK Nicholson
Collected date/time
05/05/18 14:20
Received date/time
05/08/18 08:45

Method	Batch	Dilution	Preparation date/time	Analysis date/time	Analyst
Volatile Organic Compounds (GC) by Method 8015/8021	WG1109082	1	05/09/18 09:32	05/09/18 20:12	DWR
Semi-Volatile Organic Compounds (GC) by Method 8015	WG1109622	10	05/12/18 15:46	05/13/18 17:45	DMW
Semi Volatile Organic Compounds (GC/MS) by Method 8270C-SIM	WG1109641	1	05/11/18 20:42	05/12/18 16:28	KM

B-10 L991927-04 Solid

Collected by
DK Nicholson
Collected date/time
05/05/18 14:55
Received date/time
05/08/18 08:45

Method	Batch	Dilution	Preparation date/time	Analysis date/time	Analyst
Volatile Organic Compounds (GC) by Method 8015/8021	WG1109082	1	05/09/18 09:32	05/09/18 20:34	DWR
Semi-Volatile Organic Compounds (GC) by Method 8015	WG1109622	10	05/12/18 15:46	05/13/18 18:00	DMW
Semi Volatile Organic Compounds (GC/MS) by Method 8270C-SIM	WG1109641	1	05/11/18 20:42	05/12/18 16:50	KM

C-10 L991927-05 Solid

Collected by
DK Nicholson
Collected date/time
05/05/18 15:10
Received date/time
05/08/18 08:45

Method	Batch	Dilution	Preparation date/time	Analysis date/time	Analyst
Volatile Organic Compounds (GC) by Method 8015/8021	WG1109082	1	05/09/18 09:32	05/09/18 20:56	DWR
Semi-Volatile Organic Compounds (GC) by Method 8015	WG1109622	10	05/12/18 15:46	05/13/18 18:14	DMW
Semi Volatile Organic Compounds (GC/MS) by Method 8270C-SIM	WG1109641	1	05/11/18 20:42	05/12/18 17:11	KM



All sample aliquots were received at the correct temperature, in the proper containers, with the appropriate preservatives, and within method specified holding times, unless qualified or notated within the report. Where applicable, all MDL (LOD) and RDL (LOQ) values reported for environmental samples have been corrected for the dilution factor used in the analysis. All radiochemical sample results for solids are reported on a dry weight basis with the exception of tritium, carbon-14 and radon, unless wet weight was requested by the client. All Method and Batch Quality Control are within established criteria except where addressed in this case narrative, a non-conformance form or properly qualified within the sample results. By my digital signature below, I affirm to the best of my knowledge, all problems/anomalies observed by the laboratory as having the potential to affect the quality of the data have been identified by the laboratory, and no information or data have been knowingly withheld that would affect the quality of the data.

Jason Romer
Technical Service Representative

- ¹ Cp
- ² Tc
- ³ Ss
- ⁴ Cn
- ⁵ Sr
- ⁶ Qc
- ⁷ Gl
- ⁸ Al
- ⁹ Sc



Volatile Organic Compounds (GC) by Method 8015/8021

Analyte	Result	Qualifier	RDL	Dilution	Analysis	Batch
	mg/kg		mg/kg		date / time	
Benzene	0.00159		0.000500	1	05/09/2018 20:12	WG1109082
Toluene	ND		0.00500	1	05/09/2018 20:12	WG1109082
Ethylbenzene	0.00118	B	0.000500	1	05/09/2018 20:12	WG1109082
Total Xylene	0.00192	B	0.00150	1	05/09/2018 20:12	WG1109082
TPH (GC/FID) Low Fraction	ND		0.100	1	05/09/2018 20:12	WG1109082
(S) a,a,a-Trifluorotoluene(FID)	92.1		77.0-120		05/09/2018 20:12	WG1109082
(S) a,a,a-Trifluorotoluene(PID)	99.6		75.0-128		05/09/2018 20:12	WG1109082

1 Cp

2 Tc

3 Ss

4 Cn

5 Sr

Semi-Volatile Organic Compounds (GC) by Method 8015

Analyte	Result	Qualifier	RDL	Dilution	Analysis	Batch
	mg/kg		mg/kg		date / time	
C10-C28 Diesel Range	ND		40.0	10	05/13/2018 17:45	WG1109622
C28-C40 Oil Range	65.9		40.0	10	05/13/2018 17:45	WG1109622
(S) o-Terphenyl	52.2		18.0-148		05/13/2018 17:45	WG1109622

6 Qc

7 Gl

8 Al

Sample Narrative:

L991927-03 WG1109622: Cannot run at lower dilution due to viscosity of extract

9 Sc

Semi Volatile Organic Compounds (GC/MS) by Method 8270C-SIM

Analyte	Result	Qualifier	RDL	Dilution	Analysis	Batch
	mg/kg		mg/kg		date / time	
Anthracene	ND		0.00600	1	05/12/2018 16:28	WG1109641
Acenaphthene	ND		0.00600	1	05/12/2018 16:28	WG1109641
Acenaphthylene	ND		0.00600	1	05/12/2018 16:28	WG1109641
Benzo(a)anthracene	0.0415		0.00600	1	05/12/2018 16:28	WG1109641
Benzo(a)pyrene	0.0644		0.00600	1	05/12/2018 16:28	WG1109641
Benzo(b)fluoranthene	0.150		0.00600	1	05/12/2018 16:28	WG1109641
Benzo(g,h,i)perylene	0.116		0.00600	1	05/12/2018 16:28	WG1109641
Benzo(k)fluoranthene	0.0245		0.00600	1	05/12/2018 16:28	WG1109641
Chrysene	0.0409		0.00600	1	05/12/2018 16:28	WG1109641
Dibenz(a,h)anthracene	0.0340		0.00600	1	05/12/2018 16:28	WG1109641
Fluoranthene	0.0403		0.00600	1	05/12/2018 16:28	WG1109641
Fluorene	ND		0.00600	1	05/12/2018 16:28	WG1109641
Indeno(1,2,3-cd)pyrene	0.0839		0.00600	1	05/12/2018 16:28	WG1109641
Naphthalene	0.0374		0.0200	1	05/12/2018 16:28	WG1109641
Phenanthrene	0.0332		0.00600	1	05/12/2018 16:28	WG1109641
Pyrene	0.0339		0.00600	1	05/12/2018 16:28	WG1109641
1-Methylnaphthalene	0.0254		0.0200	1	05/12/2018 16:28	WG1109641
2-Methylnaphthalene	0.0614		0.0200	1	05/12/2018 16:28	WG1109641
2-Chloronaphthalene	ND		0.0200	1	05/12/2018 16:28	WG1109641
(S) p-Terphenyl-d14	85.1		23.0-120		05/12/2018 16:28	WG1109641
(S) Nitrobenzene-d5	61.6		14.0-149		05/12/2018 16:28	WG1109641
(S) 2-Fluorobiphenyl	84.8		34.0-125		05/12/2018 16:28	WG1109641



Method Blank (MB)

(MB) R3309371-5 05/09/18 14:13

Analyte	MB Result mg/kg	MB Qualifier	MB MDL mg/kg	MB RDL mg/kg
Benzene	U		0.000120	0.000500
Toluene	0.000311	↓	0.000150	0.00500
Ethylbenzene	0.000255	↓	0.000110	0.000500
Total Xylene	U		0.000460	0.00150
TPH (GC/FID) Low Fraction	0.0230	↓	0.0217	0.100
^(S) a,a,a-Trifluorotoluene(FID)	99.1			77.0-120
^(S) a,a,a-Trifluorotoluene(PID)	108			75.0-128

1 Cp

2 Tc

3 Ss

4 Cn

5 Sr

6 Qc

7 Gl

8 Al

9 Sc

Laboratory Control Sample (LCS) • Laboratory Control Sample Duplicate (LCSD)

(LCS) R3309371-1 05/09/18 12:22 • (LCSD) R3309371-2 05/09/18 12:44

Analyte	Spike Amount mg/kg	LCS Result mg/kg	LCSD Result mg/kg	LCS Rec. %	LCSD Rec. %	Rec. Limits %	LCS Qualifier	LCSD Qualifier	RPD %	RPD Limits %
Benzene	0.0500	0.0539	0.0528	108	106	71.0-121			2.00	20
Toluene	0.0500	0.0544	0.0529	109	106	72.0-120			2.63	20
Ethylbenzene	0.0500	0.0563	0.0559	113	112	76.0-121			0.641	20
Total Xylene	0.150	0.165	0.164	110	109	75.0-124			0.668	20
^(S) a,a,a-Trifluorotoluene(FID)				95.6	97.5	77.0-120				
^(S) a,a,a-Trifluorotoluene(PID)				104	105	75.0-128				

Laboratory Control Sample (LCS) • Laboratory Control Sample Duplicate (LCSD)

(LCS) R3309371-3 05/09/18 13:06 • (LCSD) R3309371-4 05/09/18 13:29

Analyte	Spike Amount mg/kg	LCS Result mg/kg	LCSD Result mg/kg	LCS Rec. %	LCSD Rec. %	Rec. Limits %	LCS Qualifier	LCSD Qualifier	RPD %	RPD Limits %
TPH (GC/FID) Low Fraction	5.50	5.02	5.30	91.2	96.3	70.0-136			5.47	20
^(S) a,a,a-Trifluorotoluene(FID)				109	111	77.0-120				
^(S) a,a,a-Trifluorotoluene(PID)				117	119	75.0-128				



L991935-01 Original Sample (OS) • Matrix Spike (MS) • Matrix Spike Duplicate (MSD)

(OS) L991935-01 05/10/18 00:17 • (MS) R3309371-6 05/10/18 00:39 • (MSD) R3309371-7 05/10/18 01:01

Analyte	Spike Amount mg/kg	Original Result mg/kg	MS Result mg/kg	MSD Result mg/kg	MS Rec. %	MSD Rec. %	Dilution	Rec. Limits %	MS Qualifier	MSD Qualifier	RPD %	RPD Limits %
Benzene	0.0500	5.72	24.7	25.3	75.8	78.3	500	10.0-146			2.53	29
Toluene	0.0500	3.12	25.6	25.3	89.7	88.8	500	10.0-143			0.926	30
Ethylbenzene	0.0500	30.5	46.6	46.9	64.3	65.8	500	10.0-147			0.802	31
Total Xylene	0.150	58.2	115	115	75.3	76.3	500	10.0-149			0.608	30
(S) a,a,a-Trifluorotoluene(FID)					130	131		77.0-120	J1	J1		
(S) a,a,a-Trifluorotoluene(PID)					133	134		75.0-128	J1	J1		

1 Cp

2 Tc

3 Ss

4 Cn

5 Sr

L991935-01 Original Sample (OS) • Matrix Spike (MS) • Matrix Spike Duplicate (MSD)

(OS) L991935-01 05/10/18 00:17 • (MS) R3309371-8 05/10/18 01:23 • (MSD) R3309371-9 05/10/18 01:45

Analyte	Spike Amount mg/kg	Original Result mg/kg	MS Result mg/kg	MSD Result mg/kg	MS Rec. %	MSD Rec. %	Dilution	Rec. Limits %	MS Qualifier	MSD Qualifier	RPD %	RPD Limits %
TPH (GC/FID) Low Fraction	5.50	1360	1950	1860	21.6	18.0	500	10.0-147			5.15	30
(S) a,a,a-Trifluorotoluene(FID)					139	137		77.0-120	J1	J1		
(S) a,a,a-Trifluorotoluene(PID)					141	139		75.0-128	J1	J1		

6 Qc

7 Gl

8 Al

9 Sc



Method Blank (MB)

(MB) R3309771-1 05/13/18 12:49

Analyte	MB Result	MB Qualifier	MB MDL	MB RDL
	mg/kg		mg/kg	mg/kg
C10-C28 Diesel Range	U		1.61	4.00
C28-C40 Oil Range	U		0.274	4.00
(S) o-Terphenyl	74.7			18.0-148

1 Cp

2 Tc

3 Ss

4 Cn

Laboratory Control Sample (LCS) • Laboratory Control Sample Duplicate (LCSD)

(LCS) R3309771-2 05/13/18 13:03 • (LCSD) R3309771-3 05/13/18 13:17

Analyte	Spike Amount	LCS Result	LCSD Result	LCS Rec.	LCSD Rec.	Rec. Limits	LCS Qualifier	LCSD Qualifier	RPD	RPD Limits
	mg/kg	mg/kg	mg/kg	%	%	%			%	%
C10-C28 Diesel Range	50.0	27.0	28.7	53.9	57.5	50.0-150			6.39	20
(S) o-Terphenyl				67.9	66.7	18.0-148				

5 Sr

6 Qc

7 Gl

L991930-05 Original Sample (OS) • Matrix Spike (MS) • Matrix Spike Duplicate (MSD)

(OS) L991930-05 05/13/18 17:04 • (MS) R3309771-4 05/13/18 17:18 • (MSD) R3309771-5 05/13/18 17:31

Analyte	Spike Amount	Original Result	MS Result	MSD Result	MS Rec.	MSD Rec.	Dilution	Rec. Limits	MS Qualifier	MSD Qualifier	RPD	RPD Limits
	mg/kg	mg/kg	mg/kg	mg/kg	%	%		%			%	%
C10-C28 Diesel Range	50.0	176	223	248	94.4	145	5	50.0-150			10.8	20
(S) o-Terphenyl					51.5	60.0		18.0-148				

8 Al

9 Sc



Method Blank (MB)

(MB) R3309273-3 05/12/18 12:05

Analyte	MB Result mg/kg	MB Qualifier	MB MDL mg/kg	MB RDL mg/kg
Anthracene	U		0.00600	0.00600
Acenaphthene	U		0.00600	0.00600
Acenaphthylene	U		0.00600	0.00600
Benzo(a)anthracene	U		0.00600	0.00600
Benzo(a)pyrene	U		0.00600	0.00600
Benzo(b)fluoranthene	U		0.00600	0.00600
Benzo(g,h,i)perylene	U		0.00600	0.00600
Benzo(k)fluoranthene	U		0.00600	0.00600
Chrysene	U		0.00600	0.00600
Dibenz(a,h)anthracene	U		0.00600	0.00600
Fluoranthene	U		0.00600	0.00600
Fluorene	U		0.00600	0.00600
Indeno(1,2,3-cd)pyrene	U		0.00600	0.00600
Naphthalene	U		0.00200	0.0200
Phenanthrene	U		0.00600	0.00600
Pyrene	U		0.00600	0.00600
1-Methylnaphthalene	U		0.00200	0.0200
2-Methylnaphthalene	U		0.00200	0.0200
2-Chloronaphthalene	U		0.00200	0.0200
(S) Nitrobenzene-d5	67.1			14.0-149
(S) 2-Fluorobiphenyl	88.4			34.0-125
(S) p-Terphenyl-d14	87.2			23.0-120

- 1 Cp
- 2 Tc
- 3 Ss
- 4 Cn
- 5 Sr
- 6 Qc
- 7 Gl
- 8 Al
- 9 Sc

Laboratory Control Sample (LCS) • Laboratory Control Sample Duplicate (LCSD)

(LCS) R3309273-1 05/12/18 11:21 • (LCSD) R3309273-2 05/12/18 11:43

Analyte	Spike Amount mg/kg	LCS Result mg/kg	LCSD Result mg/kg	LCS Rec. %	LCSD Rec. %	Rec. Limits %	LCS Qualifier	LCSD Qualifier	RPD %	RPD Limits %
Anthracene	0.0800	0.0703	0.0685	87.8	85.6	50.0-125			2.54	20
Acenaphthene	0.0800	0.0631	0.0601	78.8	75.2	52.0-120			4.72	20
Acenaphthylene	0.0800	0.0645	0.0617	80.6	77.1	51.0-120			4.43	20
Benzo(a)anthracene	0.0800	0.0674	0.0640	84.2	80.1	46.0-121			5.07	20
Benzo(a)pyrene	0.0800	0.0691	0.0661	86.3	82.6	42.0-121			4.37	20
Benzo(b)fluoranthene	0.0800	0.0652	0.0611	81.5	76.4	42.0-123			6.42	20
Benzo(g,h,i)perylene	0.0800	0.0784	0.0738	98.0	92.3	43.0-128			5.99	20
Benzo(k)fluoranthene	0.0800	0.0702	0.0671	87.7	83.9	45.0-128			4.43	20
Chrysene	0.0800	0.0690	0.0666	86.3	83.2	48.0-127			3.58	20
Dibenz(a,h)anthracene	0.0800	0.0800	0.0767	100	95.8	43.0-132			4.32	20
Fluoranthene	0.0800	0.0723	0.0679	90.3	84.9	49.0-129			6.23	20



Laboratory Control Sample (LCS) • Laboratory Control Sample Duplicate (LCSD)

(LCS) R3309273-1 05/12/18 11:21 • (LCSD) R3309273-2 05/12/18 11:43

Analyte	Spike Amount mg/kg	LCS Result mg/kg	LCSD Result mg/kg	LCS Rec. %	LCSD Rec. %	Rec. Limits %	<u>LCS Qualifier</u>	<u>LCSD Qualifier</u>	RPD %	RPD Limits %
Fluorene	0.0800	0.0628	0.0601	78.5	75.2	50.0-120			4.30	20
Indeno(1,2,3-cd)pyrene	0.0800	0.0802	0.0765	100	95.7	44.0-131			4.66	20
Naphthalene	0.0800	0.0558	0.0546	69.8	68.2	50.0-120			2.24	20
Phenanthrene	0.0800	0.0661	0.0636	82.6	79.5	48.0-120			3.87	20
Pyrene	0.0800	0.0665	0.0638	83.2	79.7	48.0-135			4.22	20
1-Methylnaphthalene	0.0800	0.0578	0.0558	72.3	69.8	52.0-122			3.52	20
2-Methylnaphthalene	0.0800	0.0555	0.0537	69.3	67.1	52.0-120			3.26	20
2-Chloronaphthalene	0.0800	0.0651	0.0633	81.3	79.1	50.0-120			2.78	20
<i>(S)</i> Nitrobenzene-d5				71.8	68.4	14.0-149				
<i>(S)</i> 2-Fluorobiphenyl				94.6	88.9	34.0-125				
<i>(S)</i> p-Terphenyl-d14				88.2	84.0	23.0-120				

1 Cp

2 Tc

3 Ss

4 Cn

5 Sr

6 Qc

7 Gl

8 Al

9 Sc

L991927-02 Original Sample (OS) • Matrix Spike (MS) • Matrix Spike Duplicate (MSD)

(OS) L991927-02 05/12/18 15:22 • (MS) R3309273-4 05/12/18 15:44 • (MSD) R3309273-5 05/12/18 16:06

Analyte	Spike Amount mg/kg	Original Result mg/kg	MS Result mg/kg	MSD Result mg/kg	MS Rec. %	MSD Rec. %	Dilution	Rec. Limits %	<u>MS Qualifier</u>	<u>MSD Qualifier</u>	RPD %	RPD Limits %
Anthracene	0.0800	0.0121	0.0861	0.0764	92.5	80.4	1	20.0-136			11.9	24
Acenaphthene	0.0800	0.0140	0.0682	0.0693	67.7	69.1	1	29.0-124			1.60	20
Acenaphthylene	0.0800	ND	0.0640	0.0675	80.0	84.3	1	35.0-120			5.31	20
Benzo(a)anthracene	0.0800	0.117	0.195	0.177	97.2	74.6	1	13.0-132			9.76	27
Benzo(a)pyrene	0.0800	0.107	0.174	0.157	83.8	63.3	1	14.0-138			9.94	27
Benzo(b)fluoranthene	0.0800	0.291	0.350	0.322	73.3	38.2	1	10.0-129			8.35	31
Benzo(g,h,i)perylene	0.0800	0.170	0.234	0.213	80.6	54.7	1	10.0-133			9.28	30
Benzo(k)fluoranthene	0.0800	0.0587	0.146	0.134	110	93.8	1	15.0-131			8.99	27
Chrysene	0.0800	0.172	0.246	0.219	93.1	59.3	1	15.0-137			11.6	25
Dibenz(a,h)anthracene	0.0800	0.0742	0.145	0.132	88.1	72.2	1	15.0-132			9.19	27
Fluoranthene	0.0800	0.127	0.199	0.175	90.2	60.5	1	13.0-139			12.7	28
Fluorene	0.0800	0.0137	0.0730	0.0689	74.1	69.1	1	27.0-122			5.71	22
Indeno(1,2,3-cd)pyrene	0.0800	0.140	0.211	0.192	88.4	64.7	1	11.0-133			9.41	29
Naphthalene	0.0800	0.226	0.249	0.229	28.6	4.58	1	18.0-136		J6	8.05	21
Phenanthrene	0.0800	0.133	0.184	0.164	63.7	38.4	1	15.0-133			11.6	25
Pyrene	0.0800	0.0791	0.140	0.127	76.5	60.1	1	11.0-146			9.77	29
1-Methylnaphthalene	0.0800	0.214	0.223	0.206	11.8	0.000	1	24.0-137	J6	J6	8.18	22
2-Methylnaphthalene	0.0800	0.446	0.438	0.387	0.000	0.000	1	23.0-136	V	V	12.5	22
2-Chloronaphthalene	0.0800	ND	0.0589	0.0628	73.6	78.5	1	36.0-120			6.34	20
<i>(S)</i> Nitrobenzene-d5					77.2	76.1		14.0-149				
<i>(S)</i> 2-Fluorobiphenyl					80.6	81.5		34.0-125				
<i>(S)</i> p-Terphenyl-d14					84.6	79.9		23.0-120				



Guide to Reading and Understanding Your Laboratory Report

The information below is designed to better explain the various terms used in your report of analytical results from the Laboratory. This is not intended as a comprehensive explanation, and if you have additional questions please contact your project representative.

Abbreviations and Definitions

MDL	Method Detection Limit.
ND	Not detected at the Reporting Limit (or MDL where applicable).
RDL	Reported Detection Limit.
Rec.	Recovery.
RPD	Relative Percent Difference.
SDG	Sample Delivery Group.
(S)	Surrogate (Surrogate Standard) - Analytes added to every blank, sample, Laboratory Control Sample/Duplicate and Matrix Spike/Duplicate; used to evaluate analytical efficiency by measuring recovery. Surrogates are not expected to be detected in all environmental media.
U	Not detected at the Reporting Limit (or MDL where applicable).
Analyte	The name of the particular compound or analysis performed. Some Analyses and Methods will have multiple analytes reported.
Dilution	If the sample matrix contains an interfering material, the sample preparation volume or weight values differ from the standard, or if concentrations of analytes in the sample are higher than the highest limit of concentration that the laboratory can accurately report, the sample may be diluted for analysis. If a value different than 1 is used in this field, the result reported has already been corrected for this factor.
Limits	These are the target % recovery ranges or % difference value that the laboratory has historically determined as normal for the method and analyte being reported. Successful QC Sample analysis will target all analytes recovered or duplicated within these ranges.
Original Sample	The non-spiked sample in the prep batch used to determine the Relative Percent Difference (RPD) from a quality control sample. The Original Sample may not be included within the reported SDG.
Qualifier	This column provides a letter and/or number designation that corresponds to additional information concerning the result reported. If a Qualifier is present, a definition per Qualifier is provided within the Glossary and Definitions page and potentially a discussion of possible implications of the Qualifier in the Case Narrative if applicable.
Result	The actual analytical final result (corrected for any sample specific characteristics) reported for your sample. If there was no measurable result returned for a specific analyte, the result in this column may state "ND" (Not Detected) or "BDL" (Below Detectable Levels). The information in the results column should always be accompanied by either an MDL (Method Detection Limit) or RDL (Reporting Detection Limit) that defines the lowest value that the laboratory could detect or report for this analyte.
Case Narrative (Cn)	A brief discussion about the included sample results, including a discussion of any non-conformances to protocol observed either at sample receipt by the laboratory from the field or during the analytical process. If present, there will be a section in the Case Narrative to discuss the meaning of any data qualifiers used in the report.
Quality Control Summary (Qc)	This section of the report includes the results of the laboratory quality control analyses required by procedure or analytical methods to assist in evaluating the validity of the results reported for your samples. These analyses are not being performed on your samples typically, but on laboratory generated material.
Sample Chain of Custody (Sc)	This is the document created in the field when your samples were initially collected. This is used to verify the time and date of collection, the person collecting the samples, and the analyses that the laboratory is requested to perform. This chain of custody also documents all persons (excluding commercial shippers) that have had control or possession of the samples from the time of collection until delivery to the laboratory for analysis.
Sample Results (Sr)	This section of your report will provide the results of all testing performed on your samples. These results are provided by sample ID and are separated by the analyses performed on each sample. The header line of each analysis section for each sample will provide the name and method number for the analysis reported.
Sample Summary (Ss)	This section of the Analytical Report defines the specific analyses performed for each sample ID, including the dates and times of preparation and/or analysis.

- 1 Cp
- 2 Tc
- 3 Ss
- 4 Cn
- 5 Sr
- 6 Qc
- 7 Gl
- 8 Al
- 9 Sc

Qualifier Description

B	The same analyte is found in the associated blank.
J	The identification of the analyte is acceptable; the reported value is an estimate.
J1	Surrogate recovery limits have been exceeded; values are outside upper control limits.
J6	The sample matrix interfered with the ability to make any accurate determination; spike value is low.
V	The sample concentration is too high to evaluate accurate spike recoveries.



ESC Lab Sciences is the only environmental laboratory accredited/certified to support your work nationwide from one location. One phone call, one point of contact, one laboratory. No other lab is as accessible or prepared to handle your needs throughout the country. Our capacity and capability from our single location laboratory is comparable to the collective totals of the network laboratories in our industry. The most significant benefit to our one location design is the design of our laboratory campus. The model is conducive to accelerated productivity, decreasing turn-around time, and preventing cross contamination, thus protecting sample integrity. Our focus on premium quality and prompt service allows us to be YOUR LAB OF CHOICE.

* Not all certifications held by the laboratory are applicable to the results reported in the attached report.
 * Accreditation is only applicable to the test methods specified on each scope of accreditation held by ESC Lab Sciences.

State Accreditations

Alabama	40660	Nebraska	NE-OS-15-05
Alaska	17-026	Nevada	TN-03-2002-34
Arizona	AZ0612	New Hampshire	2975
Arkansas	88-0469	New Jersey-NELAP	TN002
California	2932	New Mexico ¹	n/a
Colorado	TN00003	New York	11742
Connecticut	PH-0197	North Carolina	Env375
Florida	E87487	North Carolina ¹	DW21704
Georgia	NELAP	North Carolina ³	41
Georgia ¹	923	North Dakota	R-140
Idaho	TN00003	Ohio-VAP	CL0069
Illinois	200008	Oklahoma	9915
Indiana	C-TN-01	Oregon	TN200002
Iowa	364	Pennsylvania	68-02979
Kansas	E-10277	Rhode Island	LA000356
Kentucky ^{1,6}	90010	South Carolina	84004
Kentucky ²	16	South Dakota	n/a
Louisiana	AI30792	Tennessee ^{1,4}	2006
Louisiana ¹	LA180010	Texas	T 104704245-17-14
Maine	TN0002	Texas ⁵	LAB0152
Maryland	324	Utah	TN00003
Massachusetts	M-TN003	Vermont	VT2006
Michigan	9958	Virginia	460132
Minnesota	047-999-395	Washington	C847
Mississippi	TN00003	West Virginia	233
Missouri	340	Wisconsin	9980939910
Montana	CERT0086	Wyoming	A2LA

1 Cp

2 Tc

3 Ss

4 Cn

5 Sr

6 Qc

7 Gl

8 Al

9 Sc

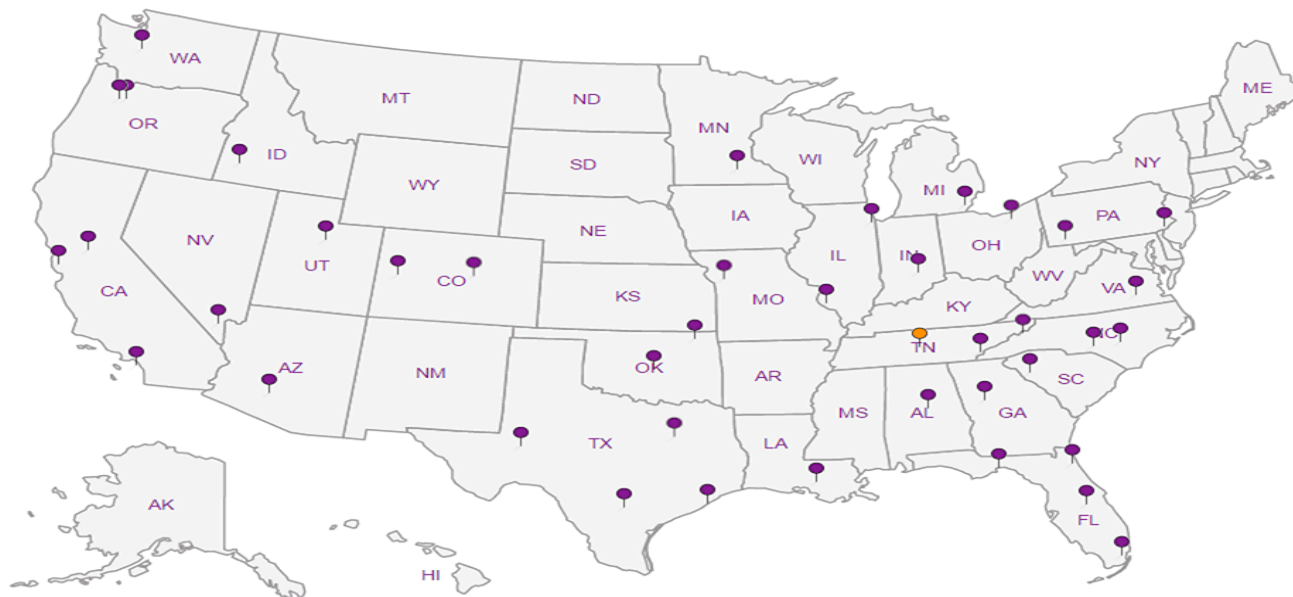
Third Party Federal Accreditations

A2LA – ISO 17025	1461.01	AIHA-LAP,LLC EMLAP	100789
A2LA – ISO 17025 ⁵	1461.02	DOD	1461.01
Canada	1461.01	USDA	P330-15-00234
EPA-Crypto	TN00003		

¹ Drinking Water ² Underground Storage Tanks ³ Aquatic Toxicity ⁴ Chemical/Microbiological ⁵ Mold ⁶ Wastewater n/a Accreditation not applicable

Our Locations

ESC Lab Sciences has sixty-four client support centers that provide sample pickup and/or the delivery of sampling supplies. If you would like assistance from one of our support offices, please contact our main office. ESC Lab Sciences performs all testing at our central laboratory.



Berry Petroleum - Denver, CO

1999 Broadway, Suite 3700
Denver, CO 93309

Billing Information:

Don Wilbourn
235 Callahan Ave
Parachute, CO 81635

Report to:
Dave Nicholson

Email To: dknicholson@q.com

Project Description: *North Parachute Pit Reclamation*

City/State Collected:

Phone: ~~303-999-4401~~
Fax: ~~303-999-4401~~

303-601-2023

Client Project #

Lab Project #
BERPETDCO-NICHOLSON

Collected by (print):

Site/Facility ID #

P.O. #

Collected by (signature):

D. Nicholson

Rush? (Lab MUST Be Notified)

Same Day Five Day
 Next Day 5 Day (Rad Only)
 Two Day 10 Day (Rad Only)
 Three Day

Quote #

Date Results Needed

Packed on Ice N

No. of
Entrs

Sample ID	Comp/Grab	Matrix *	Depth	Date	Time	No. of Entrs	Pres Chk	Analysis / Container / Preservative
K-15		SS		5/5	1345	2	X	X
L-15		SS			1415	2	X	X
K-15/L-15		SS			1420	2	X	X
B-10		SS			1455	2	X	X
C-10		SS		↓	1510	2	X	X
D-10		SS				2	X	X
		SS				2	X	X
		SS				2	X	X
		SS				2	X	X
		SS				2	X	X

BTEXGRO 4ozClr-NoPres
DRORLA, SV8270PAHSIM 4ozClr-NoPres

Chain of Custody Page 1 of 1



LAB SCIENCES
a subsidiary of *PerkinElmer*

12065 Lebanon Rd
Mount Juliet, TN 37122
Phone: 615-758-5858
Phone: 800-767-5859
Fax: 615-758-5859



L# *991927*
E172

Acctnum: BERPETDCO
Template: T134889
Prelogin: P648204
TSR: 134 - Mark W. Beasley
PB: *4-10-18 UM*

Shipped Via: **FedEX Ground**

Remarks	Sample # (lab only)
	<i>01</i>
	<i>02</i>
	<i>03</i>
	<i>04</i>
	<i>05</i>

* Matrix:
SS - Soil AIR - Air F - Filter
GW - Groundwater B - Bioassay
WW - WasteWater
DW - Drinking Water
OT - Other

Remarks:

Samples returned via:
 UPS FedEx Courier

Tracking # *4276 0141 2910*

pH _____ Temp _____
Flow _____ Other _____

Sample Receipt Checklist

COC Seal Present/Intact: Y N
COC Signed/Accurate: Y N
Bottles arrive intact: Y N
Correct bottles used: Y N
Sufficient volume sent: Y N
If Applicable
VOA Zero Headspace: Y N
Preservation Correct/Checked: Y N

Relinquished by: (Signature)

D. Nicholson

Date: *5/7/18* Time: *1200*

Received by: (Signature)

Fedex

Trip Blank Received: Yes/No
HCL / MeOH
TBR

Relinquished by: (Signature)

Date: _____ Time: _____

Received by: (Signature)

Temp: *63.9* °C Bottles Received: *10*

If preservation required by Login: Date/Time

Relinquished by: (Signature)

Date: _____ Time: _____

Received for lab by: (Signature)

[Signature]

Date: *5-8-18* Time: *0845*

Hold: _____ Condition: NCF / OK