



28-Dec-2016

Mike Gardner
Terra Energy Partners, LLC
1058 Country Rd 215
Parachute, CO 81635

Re: **PA 41-31-695 Landfarm**

Work Order: **1612971**

Dear Mike,

ALS Environmental received 1 sample on 16-Dec-2016 11:15 AM for the analyses presented in the following report.

The analytical data provided relates directly to the samples received by ALS Environmental and for only the analyses requested.

Sample results are compliant with industry accepted practices and Quality Control results achieved laboratory specifications. Any exceptions are noted in the Case Narrative, or noted with qualifiers in the report or QC batch information. Should this laboratory report need to be reproduced, it should be reproduced in full unless written approval has been obtained from ALS Environmental. Samples will be disposed in 30 days unless storage arrangements are made.

The total number of pages in this report is 23.

If you have any questions regarding this report, please feel free to contact me.

Sincerely,

A handwritten signature in black ink, appearing to read "Chad Whelton", is written over a horizontal line.

Electronically approved by: Chad Whelton

Chad Whelton
Project Manager

Certificate No: MN 998501

Report of Laboratory Analysis

ADDRESS 3352 128th Ave Holland, Michigan 49424 | PHONE (616) 399-6070 | FAX (616) 399-6185

ALS GROUP USA, CORP Part of the ALS Laboratory Group A Campbell Brothers Limited Company

Environmental The ALS logo icon, a stylized green and blue shape, is positioned to the right of the word "Environmental".

www.alsglobal.com

RIGHT SOLUTIONS RIGHT PARTNER

Client: Terra Energy Partners, LLC
Project: PA 41-31-695 Landfarm
Work Order: 1612971

Work Order Sample Summary

<u>Lab Samp ID</u>	<u>Client Sample ID</u>	<u>Matrix</u>	<u>Tag Number</u>	<u>Collection Date</u>	<u>Date Received</u>	<u>Hold</u>
1612971-01	PA 41-31-695 Landfarm	Soil		12/15/2016 15:30	12/16/2016 11:15	<input type="checkbox"/>

Client: Terra Energy Partners, LLC
Project: PA 41-31-695 Landfarm
Work Order: 1612971

Case Narrative

Batch 95942, Method ICP_6010_S, Sample 1612971-01A MS/MSD: The MS and MSD recoveries were outside of the control limits for Barium and Zinc; however, the results in the parent sample are greater than 4x the spike amount. No qualification is required.

Batch 95942, Method ICP_6010_S, Sample 1612971-01A MS: The MS recovery was outside of the control limit for Nickel. However, the MSD recovery and the RPD between the MS and MSD were in control. No qualification is required.

Batch 96042, Method GRO_8015_S, Sample 1612971-01A: GRO surrogate recovery high due to matrix interference.

Client: Terra Energy Partners, LLC
Project: PA 41-31-695 Landfarm
WorkOrder: 1612971

**QUALIFIERS,
ACRONYMS, UNITS**

<u>Qualifier</u>	<u>Description</u>
*	Value exceeds Regulatory Limit
B	Analyte detected in the associated Method Blank above the Reporting Limit
E	Value above quantitation range
H	Analyzed outside of Holding Time
J	Analyte is present at an estimated concentration between the MDL and Report Limit
ND	Not Detected at the Reporting Limit
O	Sample amount is > 4 times amount spiked
P	Dual Column results percent difference > 40%
R	RPD above laboratory control limit
S	Spike Recovery outside laboratory control limits
U	Analyzed but not detected above the MDL
X	Analyte was detected in the Method Blank between the MDL and Reporting Limit, sample results may exhibit background or reagent contamination at the observed level.

<u>Acronym</u>	<u>Description</u>
DUP	Method Duplicate
LCS	Laboratory Control Sample
LCSD	Laboratory Control Sample Duplicate
LOD	Limit of Detection (see MDL)
LOQ	Limit of Quantitation (see PQL)
MBLK	Method Blank
MDL	Method Detection Limit
MS	Matrix Spike
MSD	Matrix Spike Duplicate
PQL	Practical Quantitation Limit
RPD	Relative Percent Difference
TDL	Target Detection Limit
TNTC	Too Numerous To Count
A	APHA Standard Methods
D	ASTM
E	EPA
SW	SW-846 Update III

<u>Units Reported</u>	<u>Description</u>
% of sample	Percent of Sample
mg/Kg-dry	Milligrams per Kilogram Dry Weight
mg/L	Milligrams per Liter
mmhos/cm @25°C	Millimhos-Centimeter at 25 Degrees Celcius
none	
s.u.	Standard Units

Client: Terra Energy Partners, LLC
 Project: PA 41-31-695 Landfarm
 Sample ID: PA 41-31-695 Landfarm
 Collection Date: 12/15/2016 03:30 PM

Work Order: 1612971
 Lab ID: 1612971-01
 Matrix: SOIL

Analyses	Result	Qual	Report Limit	Units	Dilution Factor	Date Analyzed
DIESEL RANGE ORGANICS BY GC-FID						
			SW8015M		Prep: SW3546 / 12/20/16	Analyst: IT
DRO (C10-C28)	630		5.4	mg/Kg-dry	1	12/21/2016 10:01 AM
<i>Surr: 4-Terphenyl-d14</i>	55.0		39-133	%REC	1	12/21/2016 10:01 AM
GASOLINE RANGE ORGANICS BY GC-FID						
			SW8015D		Prep: SW5035 / 12/20/16	Analyst: IT
GRO (C6-C10)	2,300		3.1	mg/Kg-dry	1	12/20/2016 10:07 PM
<i>Surr: Toluene-d8</i>	211	S	50-150	%REC	1	12/20/2016 10:07 PM
MERCURY BY CVAA						
			SW7471B		Prep: SW7471 / 12/22/16	Analyst: LR
Mercury	ND		0.014	mg/Kg-dry	1	12/23/2016 09:21 PM
METALS ANALYSIS BY ICP						
			SW846 6010C		Prep: SW3050B / 12/19/16	Analyst: RH
Arsenic	4.9		0.45	mg/Kg-dry	1	12/19/2016 12:59 PM
Barium	140		0.45	mg/Kg-dry	1	12/19/2016 12:59 PM
Cadmium	ND		0.90	mg/Kg-dry	1	12/19/2016 12:59 PM
Chromium	14		0.45	mg/Kg-dry	1	12/19/2016 12:59 PM
Copper	22		0.90	mg/Kg-dry	1	12/19/2016 12:59 PM
Lead	15		0.45	mg/Kg-dry	1	12/19/2016 12:59 PM
Nickel	29		0.45	mg/Kg-dry	1	12/19/2016 12:59 PM
Selenium	ND		0.90	mg/Kg-dry	1	12/19/2016 12:59 PM
Silver	ND		0.45	mg/Kg-dry	1	12/19/2016 12:59 PM
Zinc	110		0.90	mg/Kg-dry	1	12/19/2016 12:59 PM
SOLUBLE CATIONS FOR SAR						
			SW846 6010C		Prep: USDA Method 20B / 12/21/16	Analyst: RH
Calcium	370		50	mg/L	100	12/22/2016 05:03 PM
Magnesium	77		20	mg/L	100	12/22/2016 05:03 PM
Sodium	3,300		20	mg/L	100	12/22/2016 05:03 PM
SODIUM ADSORPTION RATIO						
			USDA H60 METHO		Prep: USDA Method 20B / 12/21/16	Analyst: RH
Sodium Adsorption Ratio	41		0.010	none	1	12/22/2016
SEMI-VOLATILE ORGANIC COMPOUNDS						
			SW846 8270D		Prep: SW3546 / 12/20/16	Analyst: RM
Acenaphthene	ND		0.0072	mg/Kg-dry	1	12/21/2016 12:58 AM
Anthracene	ND		0.0072	mg/Kg-dry	1	12/21/2016 12:58 AM
Benzo(a)anthracene	ND		0.0072	mg/Kg-dry	1	12/21/2016 12:58 AM
Benzo(a)pyrene	ND		0.0072	mg/Kg-dry	1	12/21/2016 12:58 AM
Benzo(b)fluoranthene	ND		0.0072	mg/Kg-dry	1	12/21/2016 12:58 AM
Benzo(k)fluoranthene	ND		0.0072	mg/Kg-dry	1	12/21/2016 12:58 AM
Chrysene	ND		0.0072	mg/Kg-dry	1	12/21/2016 12:58 AM
Dibenzo(a,h)anthracene	ND		0.0072	mg/Kg-dry	1	12/21/2016 12:58 AM
Fluoranthene	ND		0.0072	mg/Kg-dry	1	12/21/2016 12:58 AM

Note: See Qualifiers page for a list of qualifiers and their definitions.

ALS Group, USA

Date: 28-Dec-16

Client: Terra Energy Partners, LLC
Project: PA 41-31-695 Landfarm
Sample ID: PA 41-31-695 Landfarm
Collection Date: 12/15/2016 03:30 PM

Work Order: 1612971
Lab ID: 1612971-01
Matrix: SOIL

Analyses	Result	Qual	Report Limit	Units	Dilution Factor	Date Analyzed
Fluorene	0.034		0.0072	mg/Kg-dry	1	12/21/2016 12:58 AM
Indeno(1,2,3-cd)pyrene	ND		0.0072	mg/Kg-dry	1	12/21/2016 12:58 AM
Naphthalene	0.65		0.0072	mg/Kg-dry	1	12/21/2016 12:58 AM
Pyrene	ND		0.0072	mg/Kg-dry	1	12/21/2016 12:58 AM
Surr: 2-Fluorobiphenyl	65.4		12-100	%REC	1	12/21/2016 12:58 AM
Surr: 4-Terphenyl-d14	78.0		25-137	%REC	1	12/21/2016 12:58 AM
Surr: Nitrobenzene-d5	51.9		37-107	%REC	1	12/21/2016 12:58 AM
VOLATILE ORGANIC COMPOUNDS			SW8260B		Prep: SW5035 / 12/20/16	Analyst: BG
Benzene	ND		0.037	mg/Kg-dry	1	12/20/2016 07:06 PM
Ethylbenzene	4.0		0.037	mg/Kg-dry	1	12/20/2016 07:06 PM
m,p-Xylene	75		0.73	mg/Kg-dry	10	12/21/2016 04:26 PM
o-Xylene	13		0.37	mg/Kg-dry	10	12/21/2016 04:26 PM
Toluene	5.6		0.037	mg/Kg-dry	1	12/20/2016 07:06 PM
Xylenes, Total	87		1.1	mg/Kg-dry	10	12/21/2016 04:26 PM
Surr: 1,2-Dichloroethane-d4	89.0		70-130	%REC	1	12/20/2016 07:06 PM
Surr: 1,2-Dichloroethane-d4	102		70-130	%REC	10	12/21/2016 04:26 PM
Surr: 4-Bromofluorobenzene	108		70-130	%REC	10	12/21/2016 04:26 PM
Surr: 4-Bromofluorobenzene	92.8		70-130	%REC	1	12/20/2016 07:06 PM
Surr: Dibromofluoromethane	89.1		70-130	%REC	1	12/20/2016 07:06 PM
Surr: Dibromofluoromethane	95.8		70-130	%REC	10	12/21/2016 04:26 PM
Surr: Toluene-d8	104		70-130	%REC	10	12/21/2016 04:26 PM
Surr: Toluene-d8	150	S	70-130	%REC	1	12/20/2016 07:06 PM
ELECTRICAL CONDUCTIVITY (SAR)			USDA H60 METHO		Prep: USDA Method 20B / 12/21/16	Analyst: JB
Electrical Conductivity @ Saturation	30		0.25	mmhos/cm @2	50	12/22/2016 10:30 AM
CHROMIUM, TRIVALENT			CALCULATION			Analyst: JJG
Chromium, Trivalent	14		0.56	mg/Kg-dry	1	12/21/2016 03:10 PM
CHROMIUM, HEXAVALENT			SW7196A		Prep: SW3060A / 12/20/16	Analyst: BWW
Chromium, Hexavalent	ND		1.1	mg/Kg-dry	1	12/21/2016 09:00 AM
MOISTURE			SW3550C			Analyst: EDL
Moisture	10		0.050	% of sample	1	12/16/2016 04:31 PM
PH			SW9045D		Prep: EXTRACT / 12/20/16	Analyst: RZM
pH	9.2			s.u.	1	12/20/2016 01:43 PM

Note: See Qualifiers page for a list of qualifiers and their definitions.

Client: Terra Energy Partners, LLC
Work Order: 1612971
Project: PA 41-31-695 Landfarm

QC BATCH REPORT

Batch ID: **96019** Instrument ID **GC8** Method: **SW8015M**

MBLK		Sample ID: DBLKS1-96019-96019				Units: mg/Kg		Analysis Date: 12/21/2016 08:03 A		
Client ID:		Run ID: GC8_161221A		SeqNo: 4212853		Prep Date: 12/20/2016		DF: 1		
Analyte	Result	PQL	SPK Val	SPK Ref Value	%REC	Control Limit	RPD Ref Value	%RPD	RPD Limit	Qual
DRO (C10-C28)	ND	5.0								
<i>Surr: 4-Terphenyl-d14</i>	1.872	0	3.33	0	56.2	39-133	0			

LCS		Sample ID: DLCSS1-96019-96019				Units: mg/Kg		Analysis Date: 12/21/2016 08:32 A		
Client ID:		Run ID: GC8_161221A		SeqNo: 4212854		Prep Date: 12/20/2016		DF: 1		
Analyte	Result	PQL	SPK Val	SPK Ref Value	%REC	Control Limit	RPD Ref Value	%RPD	RPD Limit	Qual
DRO (C10-C28)	257.3	5.0	333	0	77.3	61-109	0			
<i>Surr: 4-Terphenyl-d14</i>	1.687	0	3.33	0	50.7	39-133	0			

MS		Sample ID: 1612971-01A MS				Units: mg/Kg		Analysis Date: 12/21/2016 09:02 A		
Client ID: PA 41-31-695 Landfarm		Run ID: GC8_161221A		SeqNo: 4212855		Prep Date: 12/20/2016		DF: 1		
Analyte	Result	PQL	SPK Val	SPK Ref Value	%REC	Control Limit	RPD Ref Value	%RPD	RPD Limit	Qual
DRO (C10-C28)	805.6	4.9	326.6	566.7	73.2	48-110	0			
<i>Surr: 4-Terphenyl-d14</i>	1.915	0	3.266	0	58.6	39-133	0			

MSD		Sample ID: 1612971-01A MSD				Units: mg/Kg		Analysis Date: 12/21/2016 09:32 A		
Client ID: PA 41-31-695 Landfarm		Run ID: GC8_161221A		SeqNo: 4212856		Prep Date: 12/20/2016		DF: 1		
Analyte	Result	PQL	SPK Val	SPK Ref Value	%REC	Control Limit	RPD Ref Value	%RPD	RPD Limit	Qual
DRO (C10-C28)	900.4	5.0	332	566.7	101	48-110	805.6	11.1	30	
<i>Surr: 4-Terphenyl-d14</i>	2.219	0	3.32	0	66.8	39-133	1.915	14.7	30	

The following samples were analyzed in this batch: 1612971-01A

Note: See Qualifiers Page for a list of Qualifiers and their explanation.

Client: Terra Energy Partners, LLC
 Work Order: 1612971
 Project: PA 41-31-695 Landfarm

QC BATCH REPORT

Batch ID: **96042** Instrument ID **GC9** Method: **SW8015D**

MBLK		Sample ID: MBLK-96042-96042				Units: µg/Kg-dry		Analysis Date: 12/20/2016 03:28 PM		
Client ID:		Run ID: GC9_161220A				SeqNo: 4212000		Prep Date: 12/20/2016		DF: 1
Analyte	Result	PQL	SPK Val	SPK Ref Value	%REC	Control Limit	RPD Ref Value	%RPD	RPD Limit	Qual
GRO (C6-C10)	ND	2,500								
<i>Surr: Toluene-d8</i>	4448	0	5000	0	89	50-150	0			

LCS		Sample ID: LCS-96042-96042				Units: µg/Kg-dry		Analysis Date: 12/20/2016 03:03 PM		
Client ID:		Run ID: GC9_161220A				SeqNo: 4211999		Prep Date: 12/20/2016		DF: 1
Analyte	Result	PQL	SPK Val	SPK Ref Value	%REC	Control Limit	RPD Ref Value	%RPD	RPD Limit	Qual
GRO (C6-C10)	486900	2,500	500000	0	97.4	70-130	0			
<i>Surr: Toluene-d8</i>	5002	0	5000	0	100	50-150	0			

MS		Sample ID: 16121044-02A MS				Units: µg/Kg-dry		Analysis Date: 12/20/2016 06:23 PM		
Client ID:		Run ID: GC9_161220A				SeqNo: 4212007		Prep Date: 12/20/2016		DF: 1
Analyte	Result	PQL	SPK Val	SPK Ref Value	%REC	Control Limit	RPD Ref Value	%RPD	RPD Limit	Qual
GRO (C6-C10)	695100	3,900	782100	0	88.9	70-130	0			
<i>Surr: Toluene-d8</i>	7724	0	7821	0	98.8	50-150	0			

MSD		Sample ID: 16121044-02A MSD				Units: µg/Kg-dry		Analysis Date: 12/20/2016 06:47 PM		
Client ID:		Run ID: GC9_161220A				SeqNo: 4212008		Prep Date: 12/20/2016		DF: 1
Analyte	Result	PQL	SPK Val	SPK Ref Value	%REC	Control Limit	RPD Ref Value	%RPD	RPD Limit	Qual
GRO (C6-C10)	764700	3,900	782100	0	97.8	70-130	695100	9.54	30	
<i>Surr: Toluene-d8</i>	8067	0	7821	0	103	50-150	7724	4.35	30	

The following samples were analyzed in this batch: 1612971-01A

Note: See Qualifiers Page for a list of Qualifiers and their explanation.

Client: Terra Energy Partners, LLC
Work Order: 1612971
Project: PA 41-31-695 Landfarm

QC BATCH REPORT

Batch ID: **96041** Instrument ID **HG1** Method: **SW7471B**

MBLK		Sample ID: MBLK-96041-96041				Units: mg/Kg		Analysis Date: 12/23/2016 08:07 PM		
Client ID:		Run ID: HG1_161223A				SeqNo: 4216438		Prep Date: 12/22/2016		DF: 1
Analyte	Result	PQL	SPK Val	SPK Ref Value	%REC	Control Limit	RPD Ref Value	%RPD	RPD Limit	Qual
Mercury	0.003917	0.020								J

LCS		Sample ID: LCS-96041-96041				Units: mg/Kg		Analysis Date: 12/23/2016 08:09 PM		
Client ID:		Run ID: HG1_161223A				SeqNo: 4216439		Prep Date: 12/22/2016		DF: 1
Analyte	Result	PQL	SPK Val	SPK Ref Value	%REC	Control Limit	RPD Ref Value	%RPD	RPD Limit	Qual
Mercury	0.1617	0.020	0.1665	0	97.1	80-120	0			

MS		Sample ID: 16121041-10BMS				Units: mg/Kg		Analysis Date: 12/23/2016 08:45 PM		
Client ID:		Run ID: HG1_161223A				SeqNo: 4216453		Prep Date: 12/22/2016		DF: 1
Analyte	Result	PQL	SPK Val	SPK Ref Value	%REC	Control Limit	RPD Ref Value	%RPD	RPD Limit	Qual
Mercury	0.1293	0.013	0.1114	0.01594	102	75-125	0			

MSD		Sample ID: 16121041-10BMSD				Units: mg/Kg		Analysis Date: 12/23/2016 08:47 PM		
Client ID:		Run ID: HG1_161223A				SeqNo: 4216454		Prep Date: 12/22/2016		DF: 1
Analyte	Result	PQL	SPK Val	SPK Ref Value	%REC	Control Limit	RPD Ref Value	%RPD	RPD Limit	Qual
Mercury	0.1232	0.013	0.1104	0.01594	97.2	75-125	0.1293	4.84	35	

The following samples were analyzed in this batch:

Note: See Qualifiers Page for a list of Qualifiers and their explanation.

Client: Terra Energy Partners, LLC
 Work Order: 1612971
 Project: PA 41-31-695 Landfarm

QC BATCH REPORT

Batch ID: 95942 Instrument ID ICP2 Method: SW846 6010C

MBLK		Sample ID: MBLK-95942-95942				Units: mg/Kg		Analysis Date: 12/19/2016 12:31 PM		
Client ID:		Run ID: ICP2_161219A			SeqNo: 4208689		Prep Date: 12/19/2016		DF: 1	
Analyte	Result	PQL	SPK Val	SPK Ref Value	%REC	Control Limit	RPD Ref Value	%RPD	RPD Limit	Qual
Arsenic	ND	0.25								
Barium	ND	0.25								
Cadmium	0.02546	0.50								J
Chromium	0.05975	0.25								J
Copper	ND	0.50								
Lead	0.0619	0.25								J
Nickel	ND	0.25								
Selenium	ND	0.50								
Silver	ND	0.25								
Zinc	0.2859	0.50								J

LCS		Sample ID: LCS-95942-95942				Units: mg/Kg		Analysis Date: 12/19/2016 12:37 PM		
Client ID:		Run ID: ICP2_161219A			SeqNo: 4208690		Prep Date: 12/19/2016		DF: 1	
Analyte	Result	PQL	SPK Val	SPK Ref Value	%REC	Control Limit	RPD Ref Value	%RPD	RPD Limit	Qual
Arsenic	5.324	0.25	5	0	106	80-120	0			
Barium	4.951	0.25	5	0	99	80-120	0			
Cadmium	5.302	0.50	5	0	106	80-120	0			
Chromium	5.273	0.25	5	0	105	80-120	0			
Copper	5.041	0.50	5	0	101	80-120	0			
Lead	4.978	0.25	5	0	99.6	80-120	0			
Nickel	4.924	0.25	5	0	98.5	80-120	0			
Selenium	5.128	0.50	5	0	103	80-120	0			
Silver	4.945	0.25	5	0	98.9	80-120	0			
Zinc	5.297	0.50	5	0	106	80-120	0			

MS		Sample ID: 1612971-01AMS				Units: mg/Kg		Analysis Date: 12/19/2016 01:04 PM		
Client ID: PA 41-31-695 Landfarm		Run ID: ICP2_161219A			SeqNo: 4208695		Prep Date: 12/19/2016		DF: 1	
Analyte	Result	PQL	SPK Val	SPK Ref Value	%REC	Control Limit	RPD Ref Value	%RPD	RPD Limit	Qual
Arsenic	13.34	0.41	8.117	4.359	111	75-125	0			
Barium	197.6	0.41	8.117	128.5	852	75-125	0			SO
Cadmium	9.204	0.81	8.117	0.1831	111	75-125	0			
Chromium	21.48	0.41	8.117	12.44	111	75-125	0			
Copper	26.26	0.81	8.117	19.57	82.4	75-125	0			
Lead	20.61	0.41	8.117	13.8	83.9	75-125	0			
Nickel	35.92	0.41	8.117	25.76	125	75-125	0			S
Selenium	8.315	0.81	8.117	0.6238	94.8	75-125	0			
Silver	7.699	0.41	8.117	-0.2527	98	75-125	0			
Zinc	107.6	0.81	8.117	94.51	161	75-125	0			SO

Note: See Qualifiers Page for a list of Qualifiers and their explanation.

Client: Terra Energy Partners, LLC
Work Order: 1612971
Project: PA 41-31-695 Landfarm

QC BATCH REPORT

Batch ID: **95942** Instrument ID **ICP2** Method: **SW846 6010C**

MSD		Sample ID: 1612971-01AMSD				Units: mg/Kg		Analysis Date: 12/19/2016 01:10 PM		
Client ID: PA 41-31-695 Landfarm		Run ID: ICP2_161219A			SeqNo: 4208696		Prep Date: 12/19/2016		DF: 1	
Analyte	Result	PQL	SPK Val	SPK Ref Value	%REC	Control Limit	RPD Ref Value	%RPD	RPD Limit	Qual
Arsenic	12.74	0.40	8.078	4.359	104	75-125	13.34	4.6	20	
Barium	158.3	0.40	8.078	128.5	369	75-125	197.6	22.1	20	SRO
Cadmium	9.182	0.81	8.078	0.1831	111	75-125	9.204	0.238	20	
Chromium	21.74	0.40	8.078	12.44	115	75-125	21.48	1.16	20	
Copper	26.05	0.81	8.078	19.57	80.2	75-125	26.26	0.805	20	
Lead	20.58	0.40	8.078	13.8	83.9	75-125	20.61	0.164	20	
Nickel	34.19	0.40	8.078	25.76	104	75-125	35.92	4.95	20	
Selenium	8.161	0.81	8.078	0.6238	93.3	75-125	8.315	1.87	20	
Silver	7.575	0.40	8.078	-0.2527	96.9	75-125	7.699	1.62	20	
Zinc	104	0.81	8.078	94.51	118	75-125	107.6	3.36	20	O

The following samples were analyzed in this batch: 1612971-01A

Client: Terra Energy Partners, LLC
 Work Order: 1612971
 Project: PA 41-31-695 Landfarm

QC BATCH REPORT

Batch ID: 96018 Instrument ID SVMS8 Method: SW846 8270D

MBLK		Sample ID: SBLKS1-96018-96018				Units: µg/Kg		Analysis Date: 12/20/2016 06:26 PM		
Client ID:		Run ID: SVMS8_161220A		SeqNo: 4214862		Prep Date: 12/20/2016		DF: 1		
Analyte	Result	PQL	SPK Val	SPK Ref Value	%REC	Control Limit	RPD Ref Value	%RPD	RPD Limit	Qual
Acenaphthene	ND	6.7								
Anthracene	ND	6.7								
Benzo(a)anthracene	ND	6.7								
Benzo(a)pyrene	ND	6.7								
Benzo(b)fluoranthene	ND	6.7								
Benzo(k)fluoranthene	ND	6.7								
Chrysene	ND	6.7								
Dibenzo(a,h)anthracene	ND	6.7								
Fluoranthene	ND	6.7								
Fluorene	ND	6.7								
Indeno(1,2,3-cd)pyrene	ND	6.7								
Naphthalene	ND	6.7								
Pyrene	ND	6.7								
Surr: 2-Fluorobiphenyl	2216	0	3333	0	66.5	12-100	0			
Surr: 4-Terphenyl-d14	2601	0	3333	0	78	25-137	0			
Surr: Nitrobenzene-d5	2371	0	3333	0	71.1	37-107	0			

LCS		Sample ID: SLCSS1-96018-96018				Units: µg/Kg		Analysis Date: 12/20/2016 06:45 PM		
Client ID:		Run ID: SVMS8_161220A		SeqNo: 4214863		Prep Date: 12/20/2016		DF: 1		
Analyte	Result	PQL	SPK Val	SPK Ref Value	%REC	Control Limit	RPD Ref Value	%RPD	RPD Limit	Qual
Acenaphthene	936	6.7	1333	0	70.2	45-110	0			
Anthracene	1101	6.7	1333	0	82.6	55-105	0			
Benzo(a)anthracene	1139	6.7	1333	0	85.4	50-110	0			
Benzo(a)pyrene	1171	6.7	1333	0	87.9	50-110	0			
Benzo(b)fluoranthene	1191	6.7	1333	0	89.4	45-115	0			
Benzo(k)fluoranthene	1173	6.7	1333	0	88	45-115	0			
Chrysene	1119	6.7	1333	0	84	55-110	0			
Dibenzo(a,h)anthracene	1094	6.7	1333	0	82.1	40-125	0			
Fluoranthene	1128	6.7	1333	0	84.6	55-115	0			
Fluorene	980.7	6.7	1333	0	73.6	50-110	0			
Indeno(1,2,3-cd)pyrene	1116	6.7	1333	0	83.7	40-120	0			
Naphthalene	1008	6.7	1333	0	75.6	40-105	0			
Pyrene	1196	6.7	1333	0	89.7	45-125	0			
Surr: 2-Fluorobiphenyl	2277	0	3333	0	68.3	12-100	0			
Surr: 4-Terphenyl-d14	2625	0	3333	0	78.8	25-137	0			
Surr: Nitrobenzene-d5	2505	0	3333	0	75.2	37-107	0			

Note: See Qualifiers Page for a list of Qualifiers and their explanation.

Client: Terra Energy Partners, LLC
 Work Order: 1612971
 Project: PA 41-31-695 Landfarm

QC BATCH REPORT

Batch ID: 96018 Instrument ID SVMS8 Method: SW846 8270D

MS				Sample ID: 1612971-01A MS			Units: µg/Kg		Analysis Date: 12/21/2016 12:20 A		
Client ID: PA 41-31-695 Landfarm				Run ID: SVMS8_161220A			SeqNo: 4214867		Prep Date: 12/20/2016		DF: 1
Analyte	Result	PQL	SPK Val	SPK Ref Value	%REC	Control Limit	RPD Ref Value	%RPD	RPD Limit	Qual	
Acenaphthene	844	6.5	1302	0	64.8	45-110	0				
Anthracene	1078	6.5	1302	0	82.8	55-105	0				
Benzo(a)anthracene	1070	6.5	1302	0	82.2	50-110	0				
Benzo(a)pyrene	1089	6.5	1302	0	83.6	50-110	0				
Benzo(b)fluoranthene	1060	6.5	1302	0	81.4	45-115	0				
Benzo(k)fluoranthene	1038	6.5	1302	0	79.7	45-115	0				
Chrysene	1049	6.5	1302	0	80.6	55-110	0				
Dibenzo(a,h)anthracene	1178	6.5	1302	0	90.5	40-125	0				
Fluoranthene	1026	6.5	1302	0	78.8	55-115	0				
Fluorene	901.3	6.5	1302	30.52	66.9	50-110	0				
Indeno(1,2,3-cd)pyrene	1239	6.5	1302	0	95.2	40-120	0				
Naphthalene	1540	6.5	1302	581.8	73.6	40-105	0				
Pyrene	1194	6.5	1302	0	91.7	45-125	0				
Surr: 2-Fluorobiphenyl	2213	0	3256	0	68	12-100	0				
Surr: 4-Terphenyl-d14	2565	0	3256	0	78.8	25-137	0				
Surr: Nitrobenzene-d5	1744	0	3256	0	53.6	37-107	0				

MSD				Sample ID: 1612971-01A MSD			Units: µg/Kg		Analysis Date: 12/21/2016 12:39 A		
Client ID: PA 41-31-695 Landfarm				Run ID: SVMS8_161220A			SeqNo: 4214868		Prep Date: 12/20/2016		DF: 1
Analyte	Result	PQL	SPK Val	SPK Ref Value	%REC	Control Limit	RPD Ref Value	%RPD	RPD Limit	Qual	
Acenaphthene	951.6	6.6	1324	0	71.9	45-110	844	12	30		
Anthracene	1073	6.6	1324	0	81.1	55-105	1078	0.408	30		
Benzo(a)anthracene	1129	6.6	1324	0	85.3	50-110	1070	5.37	30		
Benzo(a)pyrene	1113	6.6	1324	0	84.1	50-110	1089	2.2	30		
Benzo(b)fluoranthene	1105	6.6	1324	0	83.5	45-115	1060	4.22	30		
Benzo(k)fluoranthene	1077	6.6	1324	0	81.4	45-115	1038	3.72	30		
Chrysene	1060	6.6	1324	0	80	55-110	1049	0.983	30		
Dibenzo(a,h)anthracene	1232	6.6	1324	0	93.1	40-125	1178	4.5	30		
Fluoranthene	1009	6.6	1324	0	76.2	55-115	1026	1.62	30		
Fluorene	973.4	6.6	1324	30.52	71.2	50-110	901.3	7.69	30		
Indeno(1,2,3-cd)pyrene	1295	6.6	1324	0	97.8	40-120	1239	4.41	30		
Naphthalene	1954	6.6	1324	581.8	104	40-105	1540	23.7	30		
Pyrene	1259	6.6	1324	0	95.1	45-125	1194	5.31	30		
Surr: 2-Fluorobiphenyl	2423	0	3311	0	73.2	12-100	2213	9.06	40		
Surr: 4-Terphenyl-d14	2677	0	3311	0	80.8	25-137	2565	4.25	40		
Surr: Nitrobenzene-d5	2040	0	3311	0	61.6	37-107	1744	15.6	40		

The following samples were analyzed in this batch:

1612971-01A

Note: See Qualifiers Page for a list of Qualifiers and their explanation.

Client: Terra Energy Partners, LLC
 Work Order: 1612971
 Project: PA 41-31-695 Landfarm

QC BATCH REPORT

Batch ID: **96026** Instrument ID **VMS5** Method: **SW8260B**

MBLK		Sample ID: MBLK-96026-96026				Units: µg/Kg-dry		Analysis Date: 12/20/2016 12:28 PM		
Client ID:		Run ID: VMS5_161220A		SeqNo: 4211890		Prep Date: 12/20/2016		DF: 1		
Analyte	Result	PQL	SPK Val	SPK Ref Value	%REC	Control Limit	RPD Ref Value	%RPD	RPD Limit	Qual
Benzene	ND	30								
Ethylbenzene	ND	30								
m,p-Xylene	ND	60								
o-Xylene	ND	30								
Toluene	ND	30								
Xylenes, Total	ND	90								
<i>Surr: 1,2-Dichloroethane-d4</i>	955.5	0	1000	0	95.6	70-130	0			
<i>Surr: 4-Bromofluorobenzene</i>	960.5	0	1000	0	96	70-130	0			
<i>Surr: Dibromofluoromethane</i>	962.5	0	1000	0	96.2	70-130	0			
<i>Surr: Toluene-d8</i>	993	0	1000	0	99.3	70-130	0			

LCS		Sample ID: LCS-96026-96026				Units: µg/Kg-dry		Analysis Date: 12/20/2016 11:10 A		
Client ID:		Run ID: VMS5_161220A		SeqNo: 4211889		Prep Date: 12/20/2016		DF: 1		
Analyte	Result	PQL	SPK Val	SPK Ref Value	%REC	Control Limit	RPD Ref Value	%RPD	RPD Limit	Qual
Benzene	990.5	30	1000	0	99	75-125	0			
Ethylbenzene	1052	30	1000	0	105	75-125	0			
m,p-Xylene	2148	60	2000	0	107	80-125	0			
o-Xylene	1072	30	1000	0	107	75-125	0			
Toluene	1026	30	1000	0	103	70-125	0			
Xylenes, Total	3220	90	3000	0	107	75-125	0			
<i>Surr: 1,2-Dichloroethane-d4</i>	927.5	0	1000	0	92.8	70-130	0			
<i>Surr: 4-Bromofluorobenzene</i>	1012	0	1000	0	101	70-130	0			
<i>Surr: Dibromofluoromethane</i>	976.5	0	1000	0	97.6	70-130	0			
<i>Surr: Toluene-d8</i>	1022	0	1000	0	102	70-130	0			

MS		Sample ID: 1612927-01A MS				Units: µg/Kg-dry		Analysis Date: 12/20/2016 07:33 PM		
Client ID:		Run ID: VMS5_161220A		SeqNo: 4211906		Prep Date: 12/20/2016		DF: 1		
Analyte	Result	PQL	SPK Val	SPK Ref Value	%REC	Control Limit	RPD Ref Value	%RPD	RPD Limit	Qual
Benzene	1823	60	1985	0	91.8	75-125	0			
Ethylbenzene	1980	60	1985	0	99.8	75-125	0			
m,p-Xylene	4321	120	3970	0	109	80-125	0			
o-Xylene	2035	60	1985	0	102	75-125	0			
Toluene	1887	60	1985	0	95	70-125	0			
Xylenes, Total	6355	180	5955	0	107	75-125	0			
<i>Surr: 1,2-Dichloroethane-d4</i>	1750	0	1985	0	88.2	70-130	0			
<i>Surr: 4-Bromofluorobenzene</i>	2030	0	1985	0	102	70-130	0			
<i>Surr: Dibromofluoromethane</i>	1827	0	1985	0	92	70-130	0			
<i>Surr: Toluene-d8</i>	2009	0	1985	0	101	70-130	0			

Note: See Qualifiers Page for a list of Qualifiers and their explanation.

Client: Terra Energy Partners, LLC
 Work Order: 1612971
 Project: PA 41-31-695 Landfarm

QC BATCH REPORT

Batch ID: 96026 Instrument ID VMS5 Method: SW8260B

MS				Sample ID: 1612927-02A MS			Units: µg/Kg-dry		Analysis Date: 12/20/2016 08:25 PM		
Client ID:		Run ID: VMS5_161220A			SeqNo: 4211908		Prep Date: 12/20/2016		DF: 1		
Analyte	Result	PQL	SPK Val	SPK Ref Value	%REC	Control Limit	RPD Ref Value	%RPD	RPD Limit	Qual	
Benzene	2023	65	2175	0	93	75-125	0				
Ethylbenzene	2200	65	2175	58.71	98.4	75-125	0				
m,p-Xylene	4474	130	4349	163.1	99.1	80-125	0				
o-Xylene	2251	65	2175	35.88	102	75-125	0				
Toluene	2106	65	2175	16.31	96.1	70-125	0				
Xylenes, Total	6725	200	6524	196	100	75-125	0				
Surr: 1,2-Dichloroethane-d4	1911	0	2175	0	87.9	70-130	0				
Surr: 4-Bromofluorobenzene	2181	0	2175	0	100	70-130	0				
Surr: Dibromofluoromethane	2009	0	2175	0	92.4	70-130	0				
Surr: Toluene-d8	2179	0	2175	0	100	70-130	0				

MSD				Sample ID: 1612927-01A MSD			Units: µg/Kg-dry		Analysis Date: 12/20/2016 07:59 PM		
Client ID:		Run ID: VMS5_161220A			SeqNo: 4211907		Prep Date: 12/20/2016		DF: 1		
Analyte	Result	PQL	SPK Val	SPK Ref Value	%REC	Control Limit	RPD Ref Value	%RPD	RPD Limit	Qual	
Benzene	1912	60	1985	0	96.3	75-125	1823	4.73	30		
Ethylbenzene	2025	60	1985	0	102	75-125	1980	2.23	30		
m,p-Xylene	4107	120	3970	0	103	80-125	4321	5.06	30		
o-Xylene	2041	60	1985	0	103	75-125	2035	0.292	30		
Toluene	1953	60	1985	0	98.4	70-125	1887	3.46	30		
Xylenes, Total	6148	180	5955	0	103	75-125	6355	3.32	30		
Surr: 1,2-Dichloroethane-d4	1754	0	1985	0	88.4	70-130	1750	0.227	30		
Surr: 4-Bromofluorobenzene	1983	0	1985	0	99.9	70-130	2030	2.33	30		
Surr: Dibromofluoromethane	1858	0	1985	0	93.6	70-130	1827	1.67	30		
Surr: Toluene-d8	1986	0	1985	0	100	70-130	2009	1.14	30		

MSD				Sample ID: 1612927-02A MSD			Units: µg/Kg-dry		Analysis Date: 12/20/2016 08:51 PM		
Client ID:		Run ID: VMS5_161220A			SeqNo: 4211909		Prep Date: 12/20/2016		DF: 1		
Analyte	Result	PQL	SPK Val	SPK Ref Value	%REC	Control Limit	RPD Ref Value	%RPD	RPD Limit	Qual	
Benzene	2038	65	2175	0	93.7	75-125	2023	0.696	30		
Ethylbenzene	2178	65	2175	58.71	97.4	75-125	2200	0.994	30		
m,p-Xylene	4423	130	4349	163.1	98	80-125	4474	1.15	30		
o-Xylene	2217	65	2175	35.88	100	75-125	2251	1.51	30		
Toluene	2103	65	2175	16.31	96	70-125	2106	0.155	30		
Xylenes, Total	6640	200	6524	196	98.8	75-125	6725	1.27	30		
Surr: 1,2-Dichloroethane-d4	1946	0	2175	0	89.5	70-130	1911	1.8	30		
Surr: 4-Bromofluorobenzene	2195	0	2175	0	101	70-130	2181	0.646	30		
Surr: Dibromofluoromethane	2025	0	2175	0	93.1	70-130	2009	0.755	30		
Surr: Toluene-d8	2182	0	2175	0	100	70-130	2179	0.15	30		

Note: See Qualifiers Page for a list of Qualifiers and their explanation.

Client: Terra Energy Partners, LLC
Work Order: 1612971
Project: PA 41-31-695 Landfarm

QC BATCH REPORT

Batch ID: **96026** Instrument ID **VMS5** Method: **SW8260B**

The following samples were analyzed in this batch:

1612971-01A

Client: Terra Energy Partners, LLC
Work Order: 1612971
Project: PA 41-31-695 Landfarm

QC BATCH REPORT

Batch ID: **96045** Instrument ID **WETCHEM** Method: **SW9045D**

LCS		Sample ID: LCS-96045-96045				Units: s.u.		Analysis Date: 12/20/2016 01:43 PM			
Client ID:		Run ID: WETCHEM_161220M		SeqNo: 4210353		Prep Date: 12/20/2016		DF: 1			
Analyte	Result	PQL	SPK Val	SPK Ref Value	%REC	Control Limit	RPD Ref Value	%RPD	RPD Limit	Qual	
pH	3.95	0	4	0	98.8	90-110	0				

DUP		Sample ID: 1612814-01A DUP				Units: s.u.		Analysis Date: 12/20/2016 01:43 PM			
Client ID:		Run ID: WETCHEM_161220M		SeqNo: 4210358		Prep Date: 12/20/2016		DF: 1			
Analyte	Result	PQL	SPK Val	SPK Ref Value	%REC	Control Limit	RPD Ref Value	%RPD	RPD Limit	Qual	
pH	9.23	0	0	0	0	0-0	9.18	0.543	20		

The following samples were analyzed in this batch: 1612971-01A

Note: See Qualifiers Page for a list of Qualifiers and their explanation.

Client: Terra Energy Partners, LLC
Work Order: 1612971
Project: PA 41-31-695 Landfarm

QC BATCH REPORT

Batch ID: **96101** Instrument ID **WETCHEM** Method: **SW7196A**

MBLK		Sample ID: MBLK-96101-96101				Units: mg/Kg		Analysis Date: 12/21/2016 09:00 A		
Client ID:		Run ID: WETCHEM_161221F		SeqNo: 4212867		Prep Date: 12/20/2016		DF: 1		
Analyte	Result	PQL	SPK Val	SPK Ref Value	%REC	Control Limit	RPD Ref Value	%RPD	RPD Limit	Qual

Chromium, Hexavalent ND 1.0

LCS		Sample ID: LCS-96101-96101				Units: mg/Kg		Analysis Date: 12/21/2016 09:00 A		
Client ID:		Run ID: WETCHEM_161221F		SeqNo: 4212868		Prep Date: 12/20/2016		DF: 1		
Analyte	Result	PQL	SPK Val	SPK Ref Value	%REC	Control Limit	RPD Ref Value	%RPD	RPD Limit	Qual

Chromium, Hexavalent 4.81 1.0 5 0 96.2 80-120 0

MS		Sample ID: 1612814-01A MS				Units: mg/Kg		Analysis Date: 12/21/2016 09:00 A		
Client ID:		Run ID: WETCHEM_161221F		SeqNo: 4212870		Prep Date: 12/20/2016		DF: 1		
Analyte	Result	PQL	SPK Val	SPK Ref Value	%REC	Control Limit	RPD Ref Value	%RPD	RPD Limit	Qual

Chromium, Hexavalent 4.762 0.99 4.95 0.0198 95.8 75-125 0

MSD		Sample ID: 1612814-01A MSD				Units: mg/Kg		Analysis Date: 12/21/2016 09:00 A		
Client ID:		Run ID: WETCHEM_161221F		SeqNo: 4212871		Prep Date: 12/20/2016		DF: 1		
Analyte	Result	PQL	SPK Val	SPK Ref Value	%REC	Control Limit	RPD Ref Value	%RPD	RPD Limit	Qual

Chromium, Hexavalent 4.634 0.99 4.95 0.0198 93.2 75-125 4.762 2.74 20

The following samples were analyzed in this batch: 1612971-01A

Note: See Qualifiers Page for a list of Qualifiers and their explanation.

Client: Terra Energy Partners, LLC
Work Order: 1612971
Project: PA 41-31-695 Landfarm

QC BATCH REPORT

Batch ID: **96111** Instrument ID **WETCHEM** Method: **USDA H60 Metho**

DUP	Sample ID: 1612970-03B DUP		Units: mmhos/cm @25°		Analysis Date: 12/22/2016 10:30 A					
Client ID:	Run ID: WETCHEM_161222G		SeqNo: 4214966		Prep Date: 12/21/2016 DF: 50					
Analyte	Result	PQL	SPK Val	SPK Ref Value	%REC	Control Limit	RPD Ref Value	%RPD	RPD Limit	Qual
Electrical Conductivity @ Saturation	24.75	0.25	0	0	0		25.55	3.18	50	

The following samples were analyzed in this batch:

Note: See Qualifiers Page for a list of Qualifiers and their explanation.

Client: Terra Energy Partners, LLC
Work Order: 1612971
Project: PA 41-31-695 Landfarm

QC BATCH REPORT

Batch ID: **R202733** Instrument ID **MOIST** Method: **SW3550C**

MBLK	Sample ID: WBLKS-R202733				Units: % of sample			Analysis Date: 12/16/2016 04:31 PM		
Client ID:	Run ID: MOIST_161216C			SeqNo: 4208453		Prep Date:		DF: 1		
Analyte	Result	PQL	SPK Val	SPK Ref Value	%REC	Control Limit	RPD Ref Value	%RPD	RPD Limit	Qual

Moisture ND 0.050

LCS	Sample ID: LCS-R202733				Units: % of sample			Analysis Date: 12/16/2016 04:31 PM		
Client ID:	Run ID: MOIST_161216C			SeqNo: 4208452		Prep Date:		DF: 1		
Analyte	Result	PQL	SPK Val	SPK Ref Value	%REC	Control Limit	RPD Ref Value	%RPD	RPD Limit	Qual

Moisture 100 0.050 100 0 100 99.5-100.5 0

DUP	Sample ID: 1612970-02B DUP				Units: % of sample			Analysis Date: 12/16/2016 04:31 PM		
Client ID:	Run ID: MOIST_161216C			SeqNo: 4208447		Prep Date:		DF: 1		
Analyte	Result	PQL	SPK Val	SPK Ref Value	%REC	Control Limit	RPD Ref Value	%RPD	RPD Limit	Qual

Moisture 21.4 0.050 0 0 0 22.25 3.89 20

DUP	Sample ID: 1612970-03B DUP				Units: % of sample			Analysis Date: 12/16/2016 04:31 PM		
Client ID:	Run ID: MOIST_161216C			SeqNo: 4208449		Prep Date:		DF: 1		
Analyte	Result	PQL	SPK Val	SPK Ref Value	%REC	Control Limit	RPD Ref Value	%RPD	RPD Limit	Qual

Moisture 17.27 0.050 0 0 0 17.89 3.53 20

The following samples were analyzed in this batch: 1612971-01A

Note: See Qualifiers Page for a list of Qualifiers and their explanation.



PROJECT NAME		PA 41-31-695		SAMPLER		M. GARDNER		DATE		12-15-16		PAGE		1 of 1	
PROJECT No.		Land Farm		SITE ID		PA 41-31-695		TURNAROUND		Standard		DISPOSAL		By Lab or Return to Client	
COMPANY NAME		TEP Rocky Mtn LLC		PURCHASE ORDER				COGCC Table 810-1							
SEND REPORT TO		Mike Gardner		BILL TO COMPANY		TEP Rocky Mtn LLC									
ADDRESS		1058 CR 215		INVOICE ATTN TO		Mike Gardner									
CITY / STATE / ZIP		Parachute Co 81635		ADDRESS		1058 Co Rd 215									
PHONE		970-823-4875		CITY / STATE / ZIP		Parachute CO 81635									
FAX				PHONE		970-823-4875									
E-MAIL		mgardner@terraep.com		FAX											
E-MAIL		mgardner@terraep.com		E-MAIL		mgardner@terraep.com									
Lab ID	Field ID	Matrix	Sample Date	Sample Time	# Bottles	Pres.	QC								
1	PA 41-31-695 Land Farm	Soil	12-15-16	15:30	2		X								

*Time Zone (Circle): EST CST MST PST Matrix: O=oil S=soil NS=non-soil solid W=water L=liquid E=extract F=filter

For metals or anions, please detail analytes below.

Comments:	QC PACKAGE (check below)	
	X	LEVEL II (Standard QC)
		LEVEL III (Std QC + forms)
		LEVEL IV (Std QC + forms + raw data)

SR2 3.4°C

Preservative Key: 1-HCl 2-HNO3 3-H2SO4 4-NaOH 5-NaHSO4 7-Other 8-4 degrees C 9-5035

SIGNATURE	PRINTED NAME	DATE	TIME
<i>[Signature]</i>	Mike Gardner	12/15/16	
<i>[Signature]</i>	N. Mark	12-15-16	1800
<i>[Signature]</i>	N.M	12-15-16	1800
<i>[Signature]</i>	KEITH WERENNA	12/16/16	1115


ORIGIN ID: RLA (616) 298-1033
NICK MARTINEZ
ALS ENVIRONMENTAL PARACHUTE
PARACHUTE SERVICE CENTER
127 EAST 1ST ST
PARACHUTE, CO 81635
UNITED STATES US

SHIP DATE: 15DEC16
ACTWGT: 60.00 LB
CAD: 2204840 NET 3790
DIMS: 24x15x15 IN
BILL SENDER

TO **SAMPLE RECEIVING**
ALS ENVIRONMENTAL HOLLAND LAB
3352 128TH AVE

64J1DX2F14EB

HOLLAND MI 49424
(616) 399-6070 REF: 1215162
NV
PO: PARACHUTE DEPT:



FedEx Express




REL# 3785346

FRI - 16 DEC 10:30A
PRIORITY OVERNIGHT

2 of 3
MPS# 0283 7779 6920 0562
Mstr# 7779 6920 0286 0201

XX HLMA

49424
GRR
MI-US



After printing this label:

1. Use the 'Print' button on this page to print your label to your laser or inkjet printer.
2. Fold the printed page along the horizontal line.
3. Place label in shipping pouch and affix it to your shipment so that the barcode portion of the label can be read and scanned.

Warning: Use only the printed original label for shipping. Using a photocopy of this label for shipping purposes is fraudulent and could result in additional billing charges, along with the cancellation of your FedEx account number.

Use of this system constitutes your agreement to the service conditions in the current FedEx Service Guide, available on fedex.com. FedEx will not be responsible for any claim in excess of \$100 per package, whether the result of loss, damage, delay, non-delivery, misdelivery, or misinformation, unless you declare a higher value, pay an additional charge, document your actual loss, and file a timely claim. Limitations found in the current FedEx Service Guide apply. Your right to recover from FedEx for any loss, including intrinsic value of the package, loss of sales, income interest, profit, attorney's fees, costs, and other forms of damage whether direct, incidental, consequential, or special is limited to the greater of \$100 or the authorized declared value. Recovery cannot exceed actual documented loss. Maximum for items of value is \$1,000, e.g. jewelry, precious metals, negotiable instruments, and other items listed in our Service Guide. Written limitations apply.

ALS Environmental
3352 128th Avenue
Holland, Michigan 49424
Tel. +1 616 399 6070
Fax. +1 616 399 6185

CUSTODY SEAL

Date: 12-15-16 Time: 1:00 PM
Name: ALS Company:
Seal Broken By:

Sample Receipt Checklist

Client Name: **TERRAENERGY**

Date/Time Received: **16-Dec-16 11:15**

Work Order: **1612971**

Received by: **KRW**

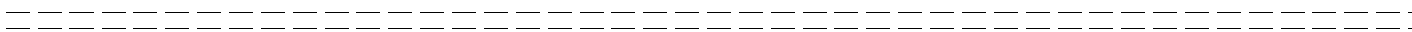
Checklist completed by Keith Wierenga 16-Dec-16
eSignature Date

Reviewed by: Chad Whelton 16-Dec-16
eSignature Date

Matrices: Soil
 Carrier name: FedEx

Shipping container/cooler in good condition?	Yes <input checked="" type="checkbox"/>	No <input type="checkbox"/>	Not Present <input type="checkbox"/>
Custody seals intact on shipping container/cooler?	Yes <input checked="" type="checkbox"/>	No <input type="checkbox"/>	Not Present <input type="checkbox"/>
Custody seals intact on sample bottles?	Yes <input type="checkbox"/>	No <input type="checkbox"/>	Not Present <input checked="" type="checkbox"/>
Chain of custody present?	Yes <input checked="" type="checkbox"/>	No <input type="checkbox"/>	
Chain of custody signed when relinquished and received?	Yes <input checked="" type="checkbox"/>	No <input type="checkbox"/>	
Chain of custody agrees with sample labels?	Yes <input checked="" type="checkbox"/>	No <input type="checkbox"/>	
Samples in proper container/bottle?	Yes <input checked="" type="checkbox"/>	No <input type="checkbox"/>	
Sample containers intact?	Yes <input checked="" type="checkbox"/>	No <input type="checkbox"/>	
Sufficient sample volume for indicated test?	Yes <input checked="" type="checkbox"/>	No <input type="checkbox"/>	
All samples received within holding time?	Yes <input checked="" type="checkbox"/>	No <input type="checkbox"/>	
Container/Temp Blank temperature in compliance?	Yes <input checked="" type="checkbox"/>	No <input type="checkbox"/>	
Sample(s) received on ice?	Yes <input checked="" type="checkbox"/>	No <input type="checkbox"/>	
Temperature(s)/Thermometer(s):	<u>3.4/3.4 C</u>		<u>SR2</u>
Cooler(s)/Kit(s):	<u> </u>		
Date/Time sample(s) sent to storage:	<u>12/16/2016 2:01:53 PM</u>		
Water - VOA vials have zero headspace?	Yes <input type="checkbox"/>	No <input type="checkbox"/>	No VOA vials submitted <input checked="" type="checkbox"/>
Water - pH acceptable upon receipt?	Yes <input type="checkbox"/>	No <input type="checkbox"/>	N/A <input checked="" type="checkbox"/>
pH adjusted?	Yes <input type="checkbox"/>	No <input type="checkbox"/>	N/A <input checked="" type="checkbox"/>
pH adjusted by:	<u> </u>		

Login Notes:



Client Contacted: _____ Date Contacted: _____ Person Contacted: _____

Contacted By: _____ Regarding: _____

Comments:

CorrectiveAction: