


Sample ID	Sample Date	Benzene (mg/kg)	Toluene (mg/kg)	Ethylbenzene (mg/kg)	Total Xylenes (mg/kg)	TPH-GRO (mg/kg)	TPH-DRO (mg/kg)	Electrical Conductivity (EC)	Sodium Adsorption Ratio (SAR)	pH
COGCC Table 910-1 Limits (mg/kg)		0.17	85	100	175	500		<4 mmhos/cm or 2x background	< 12	6 - 9
WSS @ 2.5' (40.492641/-104.768350)	3/28/2018	< 0.002	< 0.002	< 0.002	< 0.002	< 0.200	< 50.0	0.702	2.33	7.92
BSS @ 7' (40.492636/-104.768309)	3/28/2018	< 0.002	< 0.002	< 0.002	< 0.002	< 0.200	< 50.0	NA	NA	NA




Source: Esri, DigitalGlobe, GeoEye, Earthstar Geographics, CNES/Airbus DS, USDA, USGS, AeroGRID, IGN, and the GIS User Community




SRC Energy, Inc.
1675 Broadway, Suite 2600
Denver, CO 80202

Water Vault Pit Soil Sample Map
Sena Vault Tank Battery
Weld County, Colorado
T6N, R66W, Sec. 15, NENW

Background: Digital Globe 7/13/2016 True Color Imagery




1:400



N

Legend



Vault Pit Soil Sample

Created by: D. Castro

Date: 4/4/18