


WELLBORE DIAGRAM
As of 9-15-16
MARKUS PRODUCTION, INC
Welker #43-30
 NE/SE Sec 30-T5N-R60W
 SHL: 2020' FSL x 690' FEL
 BHL: same
 Morgan County CO
 05-087-07832

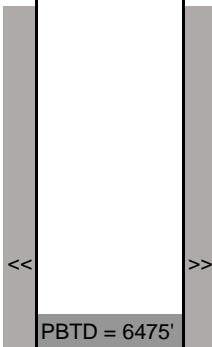
G.L.= 4528
 K.B.= 4540

 12



8-5/8" 24# set at 220', 12 1/4" OH
 Cmt'd w/ 200 sx to Surf.

TOC: 6100' KB



D SAND Perfs 6418'-6424'

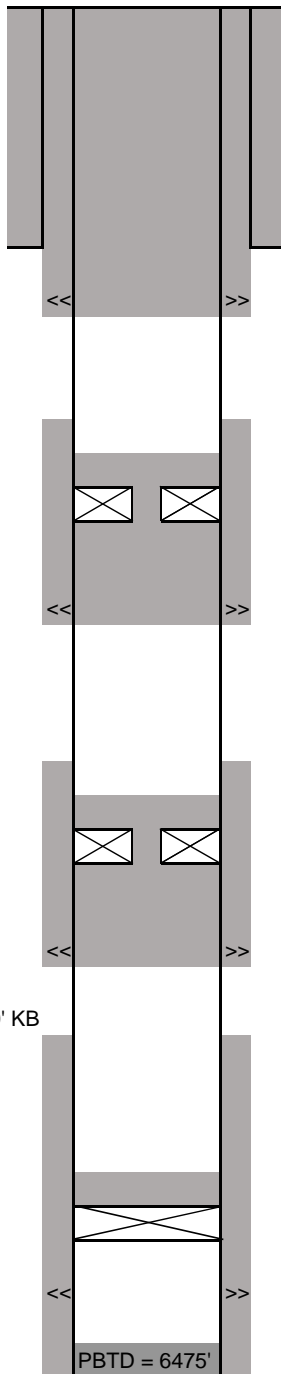
5 1/2", 15.5# J-55 LTC set at 6500' (7-7/8" O.H.)
 Cmt'd w/ 200 sx

PBDT = 6475'
 TD MD= 6,500'
 TD VD= 6,500'

WELLBORE DIAGRAM
Post PxA
MARKUS PRODUCTION, INC
Welker #43-30
NE/SE Sec 30-T5N-R60W
SHL: 2020' FSL x 690' FEL
BHL: same
Morgan County CO
05-087-07832

G.L.= 4528
K.B.= 4540

12



8-5/8" 24# set at 220', 12 1/4" OH
Cmt'd w/ 200 sx to Surf.
Sqz w/140 sx Class G to surface
Perforate sqz holes at 270'

CICR @ 1500'

Sqz w/50 sx Class G cement
Perforate sqz holes at 1600'

CICR @ 5600'

Sqz w/50 sx Class G cement
Perforate sqz holes at 5700'

TOC: 6100' KB

5 sx cement on top of CIBP
CIBP set at 6368'

D SAND Perfs 6418'-6424'

PBTB = 6475'

5 1/2", 15.5# J-55 LTC set at 6500' (7-7/8" O.H.)
Cmt'd w/ 200 sx

TD MD= 6,500'

TD VD= 6,500'