



Sandridge Exploration & Production, LLC




Ray Ranch 0780 S16 PAD SITE
NW1/4SW1/4 SEC 16, T7N, R80W
LOOKING NORTH
May 12,2016



Ray Ranch 0780 S16 PAD SITE
NW1/4SW1/4 SEC 16, T7N, R80W
LOOKING EAST
May 12,2016



Ray Ranch 0780 S16 PAD SITE
NW1/4SW1/4 SEC 16, T7N, R80W
LOOKING SOUTH
May 12,2016



Ray Ranch 0780 S16 PAD SITE
NW1/4SW1/4 SEC 16, T7N, R80W
LOOKING WEST
May 12,2016