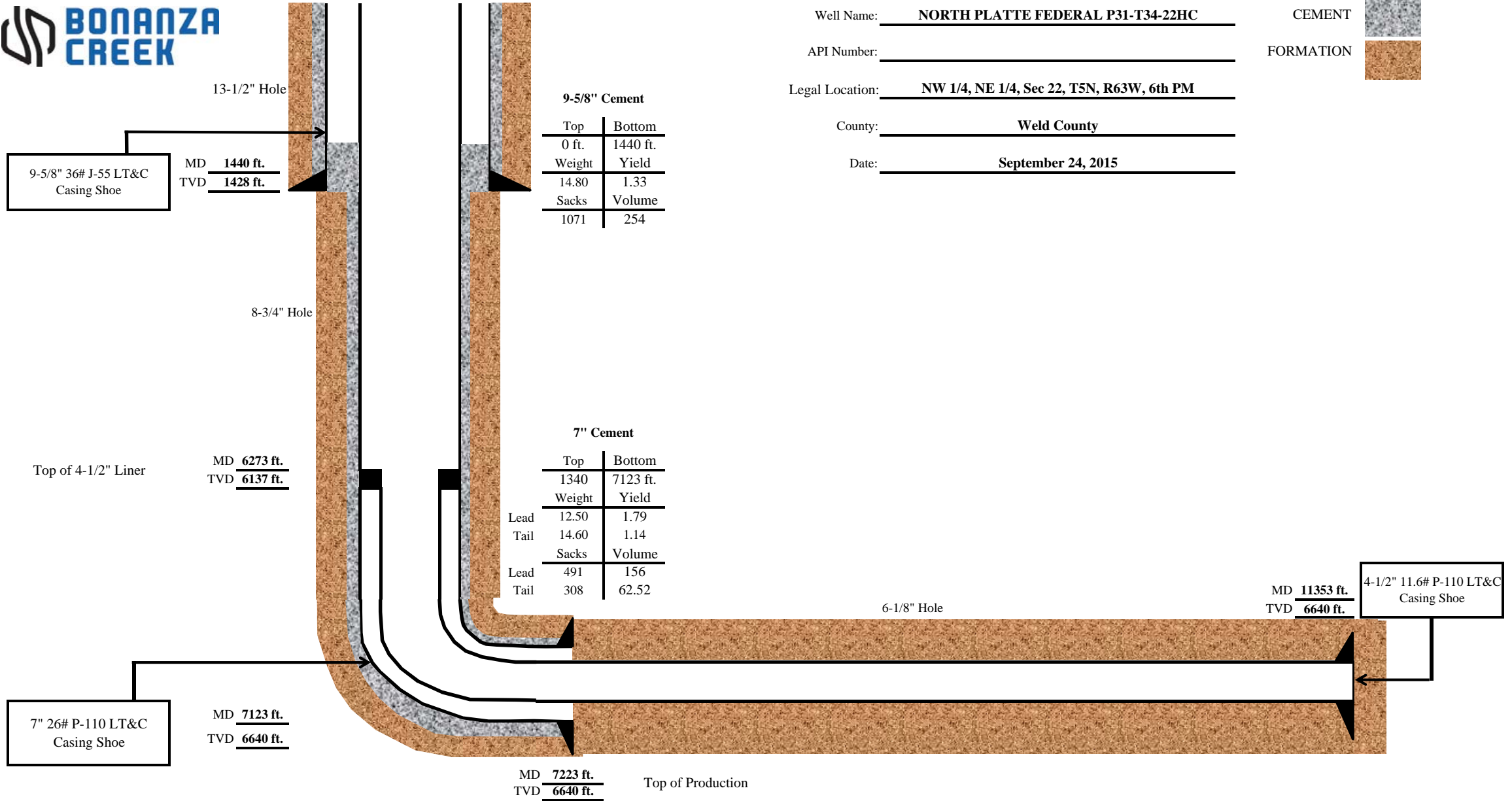


PROPOSED WELLBORE SCHEMATIC



9-5/8" 36# J-55 LT&C Casing Shoe

MD 1440 ft.
TVD 1428 ft.

9-5/8" Cement

Top	Bottom
0 ft.	1440 ft.
Weight	Yield
14.80	1.33
Sacks	Volume
1071	254

Top of 4-1/2" Liner

MD 6273 ft.
TVD 6137 ft.

7" Cement

	Top	Bottom
	1340	7123 ft.
	Weight	Yield
Lead	12.50	1.79
Tail	14.60	1.14
	Sacks	Volume
Lead	491	156
Tail	308	62.52

7" 26# P-110 LT&C Casing Shoe

MD 7123 ft.
TVD 6640 ft.

MD 7223 ft.
TVD 6640 ft. Top of Production


Well Name: NORTH PLATTE FEDERAL P31-T34-22HC


API Number: _____

Legal Location: NW 1/4, NE 1/4, Sec 22, T5N, R63W, 6th PM

County: Weld County

Date: September 24, 2015

CEMENT 

FORMATION 

MD 11353 ft.
TVD 6640 ft.

4-1/2" 11.6# P-110 LT&C Casing Shoe