REM 2024
Received 11/24/2008
Document 2315371

PARAGON ANALYTICS
A Division of DataChem Laboratories, Inc.

225 Commerce Drive, Fort Collins, Colorado 80524
TF: (800) 443-1511 ◆ PH: (970) 490-1511 ◆ FX: (970) 490-1522
www.paragonlabs.com

October 16, 2008

Ms. Sheri O'Connor
URS
8181 E. Tufts Ave
Denver, CO 80237

Re: Paragon Workorder: 08-10-031
Client Project Name: Cistern Excavation
Client Project Number: None Submitted

Dear Ms. O'Connor:

One soil and four water samples were received from URS on October 3, 2008. The samples were scheduled for the following analyses:

Metals	pages 1-212	GC/MS Volatiles	pages 1-215
Glycols	pages 1-112	GC/MS Semivolatiles	pages 1-196
Inorganics	pages 1-123	Total Extractable Hydrocarbons (Diesel)	pages 1-82
Oil and Grease	pages 1-17		

The results for these analyses are contained in the enclosed reports.

Thank you for your confidence in Paragon Analytics. Should you have any questions, please call.

Sincerely,

Debbie Fazio

Paragon Analytics
Debbie Fazio
Project Manager

DJF/eh
Enclosure (s): Report, CD and Anion/Cation Summary Report

Anion / Cation Summary Report

Lab ID: **0810031-1** QC Type: SMP
Field ID Cistern 100308

Analyte	Final Result	Report Units	mEq
BICARBONATE AS CaCO3	238.5124	MG/L	4.77
CHLORIDE	24.22603	MG/L	0.68
FLUORIDE	0.1	MG/L	0.00
NITRATE/NITRITE AS N	0.9650621	MG/L	0.07
SULFATE	50.89839	MG/L	1.06
Anion Result Sum	314.70		

Analyte	Final Result	Report Units	mEq
ALUMINUM	0.2	MG/L	0.00
CALCIUM	64.09528	MG/L	3.20
IRON	0.1	MG/L	0.00
MAGNESIUM	20.52433	MG/L	1.69
MANGANESE	0.05342307	MG/L	0.00
POTASSIUM	1	MG/L	0.00
SODIUM	31.7561	MG/L	1.38
Cation Result Sum	117.73		

Total Result: **432.43** MG/L
TDS Result: **342.00003** MG/L
RPD: 23.35%

Anion mEq Sum: **6.58**
Cation mEq Sum: **6.27**
RPD: 4.80%

Lab ID: **0810031-2** QC Type: SMP
Field ID CD 100308

Analyte	Final Result	Report Units	mEq
BICARBONATE AS CaCO3	238.9041	MG/L	4.77
CHLORIDE	21.73299	MG/L	0.61
FLUORIDE	0.1357871	MG/L	0.01
NITRATE/NITRITE AS N	0.981194	MG/L	0.07
SULFATE	49.83928	MG/L	1.04
Anion Result Sum	311.59		

Analyte	Final Result	Report Units	mEq
ALUMINUM	0.2	MG/L	0.00
CALCIUM	62.62392	MG/L	3.12
IRON	0.1	MG/L	0.00
MAGNESIUM	20.15845	MG/L	1.66
MANGANESE	0.05365342	MG/L	0.00
POTASSIUM	1	MG/L	0.00
SODIUM	31.55846	MG/L	1.37
Cation Result Sum	115.69		

Total Result: **427.29** MG/L
TDS Result: **344.00003** MG/L
RPD: 21.60%

Anion mEq Sum: **6.50**
Cation mEq Sum: **6.16**
RPD: 5.44%

Below is a list of Lab IDs for this Order Number that were logged in for metals analyses. Note: if this area is empty then either no metals analyses were requested or the cations of interest were not requested.

0810031-1 0810031-2

Paragon Analytics

Sample Number(s) Cross-Reference Table

Paragon OrderNum: 0810031
Client Name: URS
Client Project Name: Cistern Excavation
Client Project Number:
Client PO Number: Cistern Excavation

Client Sample Number	Lab Sample Number	COC Number	Matrix	Date Collected	Time Collected
Cistern 100308	0810031-1		WATER	03-Oct-08	10:40
CD 100308	0810031-2		WATER	03-Oct-08	10:45
Cistern 100308-S	0810031-3		SOIL	03-Oct-08	11:10
Trip Blank	0810031-4		WATER	03-Oct-08	
Trip Blank	0810031-5		WATER	03-Oct-08	

Paragon Analytics
A Division of DataChem Laboratories, Inc.

225 Commerce Drive Fort Collins, CO 80524
800-443-1511 or (970) 490-1511 (970) 490-1522 Fax

Accession Number (LAB ID) 0810031

Chain-of-Custody Date 10/3/08 Page 1 of 1

Originator: Retain pink copy!

Project Name/No.: Prather Spring Sampler(s): Mark Lavorsen Turnaround (circle one) **Standard** or **Rush (Due** _____ **)** Dispose: **Date** _____ or **Return to Client**

Report To: Sheri O'connor
Phone: Cistern Sampling
Fax:
E-mail:
Company: URS
Address: 8181 E Tufts Ave
Denver, CO 80237

Circle method (right); provide additional information as needed (comments).

Sample ID	Date	Time *	Lab ID	Matrix	Preservative (indicate type... HCl, etc.)	No. of Containers	VOCs SW8260B	BTEX (only) SW8021B	SVOCs SW8270C	~~OC Pesticides~~ Glycols ~~SW8081A~~	~~PCBs~~ Nitrate + Nitrite ~~SW8082~~	Herbicides SW8151A	Explosives SW8330	TCLP Organics SW1311 SW8260B 8270C 8081A 8151A	TCLP Metals SW1311 Hg SW6010B 7470	Total Metals by ICP Hg SW6010B 7470 7471 E200.7	Dissolved Metals by ICP Hg SW6010B 7470 E200.7	Total Metals by ICP/MS SW6020A E200.8	Dissolved Metals by ICP/MS SW6020A E200.8	Hexavalent Chromium SW7196A Alkaline Digest? Y / N	Inorganic Anions SW9056 E300.0 (specify in comments)	Solids: Total E160.3 TDS E160.1 TSS E160.2	pH SW9040B SW9045C	TPH SW8015B GRO DRO (circle one or both)	Gross Alpha / Beta SW9310 E900.0	Actinides by Paragon SOP Pu / U / Am / Th / Cm / ___	Tritium E906.0	Total Alpha-Emitting Radium SW9315 E903.0	Radium 226 E903.1	Radium 228 SW9320 E904.0	Strontium 90 (Total RadioSr) D5811-00	Gamma Isotopes E901.1	Radon 222 SM7510Rn	Oil + Grease	Sulphide
Cistern 100308	10/3/08	1040	1	W		14	3		2	3	1					1					1			1										1	1
CD100308	10/3/08	1045	2	W		13	3		2	3	1					1					1			1											1
~~Trip Blank 100308~~	~~10/3/08~~		~~3~~	~~W~~			~~3~~																												
Cistern 100308	10/3/08	1110	3	S		1	1		~~2~~		~~1~~					~~1~~								~~1~~											~~1~~
Trip Blank ~~100308~~ 2	10/3		4	W			1		X																										
Trip Blank 100308 1	10/3		5	W			1		X																										

10/3/08

* **Time Zone:** EST CST MST PST **Matrix Key:** O = oil, S = soil, NS = non-soil solid, W = water, L = liquid, E = extract, F = filter

Comments:

Form 202r6.xls (6/16/06)

Relinquished By: (1)	Relinquished By: (2)
Signature: Mark Lavorsen	Signature:
Printed Name: Mark Lavorsen	Printed Name:
Date: 10/3/08 Time: 1940	Date: Time:
Company: URS Corp	Company:

Received By: (1)	Received By: (2)
Signature: Debbie Fazio	Signature:
Printed Name: Debbie Fazio	Printed Name:
Date: 10/3/08 Time: 1940	Date: Time:
Company: Paragon Analytics	Company:

68 10031

cistern excavation

Table 2
Fluid Media Analytical Parameters, Holding Times, and Preservation Requirements

Analytical Parameter	Analytical Method	Sample Holding Time (from collection)	Preservation	Number of Containers and Minimum Volume	Type
Metals (including Hg)	SW 6010/SW 6020 and SW 7470A	6 months (28 days mercury) 3	pH ≤2 with HNO_3, ≤6°C	1 - 500 mL Poly Bottle 3	
Anions [1]	EPA 300.0	28 days	≤6°C 500 ml	1 - 1L Poly Bottle 4	
Alkalinity	EPA 310.1	14 days			
Total Dissolved Solids (TDS)	EPA 160.1	7 days 4			
pH	SW 9040	4 days from receipt at lab			
Specific Conductance	EPA 120.1				
Nitrate+Nitrite [2]	EPA 353.2	28 days 5	pH ≤2 with H_2SO_4, ≤6°C	1 - 125 mL Poly Bottle	
Sulfide	EPA 376.1	7 days 6	NaOH/ ZnAc, ≤6°C	1 - 500 mL Poly Bottle	
Total Petroleum Hydrocarbons (Diesel Range Organics [DRO] and Motor Oil Range Organics [MRO])	SW 8015BM	7 days to extraction, 40 days after extraction 7	≤6°C	1 - 1L Amber Glass Bottles	
Volatile Organic Compounds (VOCs)	SW 8260B	14 days 2	pH ≤2 with HCl, ≤6°C	3 - 40 mL Glass VOA vials 1	
Semi-volatile Organic Compounds (SVOCs)	SW 8270C	7 days to extraction, 40 days after extraction 8	≤6°C	2 - 1L Amber Glass bottles 1 only	
Glycols (Ethylene + Propylene)	SW 8015B	7 days to preserve, 14 days to analyze 9 1	≤6°C	3 - 40 mL Glass VOA vials 2	
Oil & Grease [3]	EPA 1664	7 days to extraction, 40 days after extraction 10	pH ≤2 with H_2SO_4, ≤6°C unpreserved	1 - 1L Amber Glass Bottles ~~unpreserved~~	

[1] Anions include: chloride, sulfate, fluoride, bromide, nitrate, and nitrite.
[2] Combined nitrate and nitrite aliquot will be analyzed only if sample for anion analysis by Method 300.0 is not analyzed within 48 hours.

0810031

Table 1
Solid Media Analytical Parameters, Holding Times, and Preservation Requirements

Analytical Parameter	Analytical Method	Sample Holding Time (from collection)	Preservation	Number of Containers and Minimum Volume
Metals (including Hg)	SW 6010/SW 6020 and SW 7470A	6 months (28 days mercury)	≤6°C	1 - 8 oz. Amber Glass Jar
Anions [1]	EPA 300.0	28 days		
paste Alkalinity	EPA 310.1			
paste pH	EPA 105.1			
paste Specific Conductance	EPA 120.1			
Nitrate + Nitrite	EPA 353.2			
Percent Solids	PAI SOP			
Volatile Organic Compounds (VOCs)	SW 8260B	14 days	≤6°C	Terracore kit consisting of: 1 - 2 oz. Amber Glass Jar ~~2 - 40 mL Glass Vials w/ water, 1 - 40 mL Glass Vial w/ methanol~~
Total Petroleum Hydrocarbons (Diesel Range Organics [DRO] and Motor Oil Range Organics [MRO])	SW 8015BM	14 days to extraction 40 days after extraction	≤6°C	1 - 8 oz. Amber Glass Jar
Semi-volatile Organic Compounds (SVOCs)	SW 8270C			
Oil & Grease	SW 9071			
Glycols (Ethylene + Propylene)	SW 8015B	7 days to preserve, 14 days to analyze		

TCLP = Toxicity Characteristic Leaching Procedure
ZHE = Zero-headspace extraction
[1] Anions include: chloride, sulfate, fluoride, bromide, nitrate, and nitrite

CONDITION OF SAMPLE UPON RECEIPT FORM **Paragon Analytics**

Client: URS Workorder No: 0810031

Project Manager: DJF Initials: DJ Date: 10/3/08

1.	Does this project require any **special handling** in addition to standard Paragon procedures?		YES	NO
2.	Are custody **seals** on **shipping containers** intact?	NONE	YES	NO
3.	Are Custody seals on **sample containers** intact?	NONE	YES	NO
4.	Is there a **COC (Chain-of-Custody) present** or other representative documents?		YES	NO
5.	Are the **COC and bottle labels complete and legible**?		YES	NO
6.	Is the **COC in agreement** with samples received? (IDs, dates, times, no. of samples, no. of containers, matrix, requested analyses, etc.)		YES *	NO
7.	Were **airbills / shipping documents** present and/or removable?	DROP OFF	YES	NO
8.	Are all aqueous **samples requiring preservation preserved correctly?** (excluding volatiles)	N/A	YES	NO
9.	Are all aqueous **non-preserved samples pH 4-9**?	N/A	YES	NO
10.	Is there **sufficient sample** for the requested analyses?		YES	NO
11.	Were all samples placed in the **proper containers** for the requested analyses?		YES	NO
12.	Are all samples within **holding times** for the requested analyses?		YES	NO
13.	Were all sample containers received **intact**? (not broken or leaking, etc.)		YES	NO
14.	Are all samples requiring **no** headspace (**VOC, GRO, RSK/MEE, Rx CN/S, radon**) headspace free? **Size of bubble**: x < green pea x > green pea	N/A	YES	NO •
15.	Do perchlorate LCMS-MS samples **have** headspace? (at least 1/3 of container required)	N/A	YES	NO
16.	Were samples checked for and free from the presence of **residual chlorine?** (Applicable when PM has indicated samples are from a chlorinated water source; note if field preservation with sodium thiosulfate was not observed.)	N/A	YES	NO
17.	Were the samples **shipped on ice**?		YES	NO
18.	Were cooler temperatures measured at 0.1-6.0°C? **IR gun used*:** #2 #4	RAD ONLY	YES	NO

Cooler #:	X DJ 10/3/08	1114					DJ 10/15/08	
#2 Temperature (°C):	7°	4°						
No. of custody seals on cooler:	1	1						
DOT Survey/ Acceptance Information — External µR/hr reading:	13	13						
Background µR/hr reading:	11							

Were external µR/hr readings ≤ two times background and within DOT acceptance criteria? **YES / NO / NA** (If no, see Form 008.)

Additional Information: PROVIDE DETAILS BELOW FOR A NO RESPONSE TO ANY QUESTION ABOVE, EXCEPT #1 AND #16.

Samples physically received 10/3/08. Unpacked 10/4/08

* Samples 4 and 5 (Trip Blank and Trip Blank 100308) No sample time listed

• Sample 1 (Cistern 100308) 1 of 3 40ml VOC vials contain headspace < pea

2 (CD100308) ↓ ↓ ↓ ↓ ↓ ↓ > pea.

TOC bottles Not rec'd at Paragon

If applicable, was the client contacted? **YES / NO / NA** Contact: _____ Date/Time: _____

Project Manager Signature / Date: _____

*IR Gun #2: Oakton, SN 29922500201-0066 *IR Gun #4: Oakton, SN 2372220101-0002

An "-S" was added as the suffix for soil sample Cistern 100308 per URS.

Form 201r21.xls (7/30/08)

Paragon Analytics

Total Extractable Hydrocarbons (Diesel) Case Narrative

URS

Cistern Excavation

Order Number - 0810031

1. This report consists of 2 water samples. The samples were received cool and intact by Paragon on 10/03/2008.

2. The water samples were extracted by adding hexane to the water sample and shaking the resulting two phase solution according to Paragon Analytics Standard Operating Procedure 603 Revision 10, which was developed at Paragon Analytics. The hydrocarbons partition into the hexane layer, which is then removed for analysis.

3. The extracts were then analyzed using GC with a DB-5.625 capillary column and a flame ionization detector (FID) according to Paragon Analytics Standard Operating Procedure 406 Revision 12 generally based on SW-846 Method 8000B and Method 8015B. The procedures are based on this general method because SW-846 does not have a specific method for total extractable petroleum hydrocarbons (TEPH) or diesel range organics. The only true modification from this method is that TEPH is a multicomponent mixture and is quantitated by summing the entire range, rather than individual peaks. All positive results were quantitated using the responses from the initial calibration curve using the external standard technique. Also, a confirmation column is not used, because the analyte is a multicomponent mixture and the specific carbon range of the peaks detected is specified on the individual sample reporting forms.

4. All initial and continuing calibration criteria were met.

5. The method blank associated with this project was below the reporting limit, but above the MDL for motor oil range organics. No motor oil or other fuel pattern was present in the method blank. Typically, small fluctuations in the detector baseline are responsible for this type of low level analytical result with no observable fuel pattern.

6. All laboratory control spike and laboratory control spike duplicate recoveries and RPDs were within the acceptance criteria.

7. All matrix spike and matrix spike duplicate recoveries and RPDs were within the acceptance criteria.

8. All samples were extracted and analyzed within the established holding time.

9. All surrogate recoveries were within the acceptance criteria.

10. Manual integrations are performed when needed to provide consistent and defensible data following the guidelines in Paragon Analytics Standard Operating Procedure 939 Revision 3. Whenever manual integrations are performed, before and after chromatograms of the peak that was manually integrated are included in the report along with the reason why the re-integration was necessary.

The data contained in the following report have been reviewed and approved by the personnel listed below. In addition, Paragon Analytics certifies that the analyses reported herein are true, complete and correct within the limits of the methods employed.

Mindy Norton — 10.14.08

Mindy Norton
Organics Primary Data Reviewer

Date

Joe Nolte — 10-15-08

Organics Final Data Reviewer

Date

Paragon Analytics
Data Qualifier Flags
Fuels

G: **This flag indicates that a pattern resembling gasoline was detected in this sample.**

D: **This flag indicates that a pattern resembling diesel was detected in this sample.**

M: **This flag indicates that a pattern resembling motor oil was detected in this sample.**

C: **This flag indicates that a pattern resembling crude oil was detected in this sample.**

4: **This flag indicates that a pattern resembling JP-4 was detected in this sample.**

5: **This flag indicates that a pattern resembling JP-5 was detected in this sample.**

H: **This flag indicates that the fuel pattern was in the heavier end of the retention time window for the analyte of interest.**

L: **This flag indicates that the fuel pattern was in the lighter end of the retention time window for the analyte of interest.**

Z: **This flag indicates that a significant fraction of the reported result did not resemble the patterns of any of the following petroleum hydrocarbon products:**
gasoline
JP-8
diesel
mineral spirits
motor oil
Stoddard solvent
bunker C

Multiple flags may be used to indicate the presence of more than one product or component.

Paragon Analytics, Inc.
Data Qualifier Flags
Chromatography and Mass Spectrometry

U or ND:	**This flag indicates that the compound was analyzed for but not detected.**
J:	**This flag indicates an estimated value. This flag is used as follows : (1) when estimating a concentration for tentatively identified compounds (TICs) where a 1:1 response is assumed; (2) when the mass spectral and retention time data indicate the presence of a compound that meets the volatile and semivolatile GC/MS identification criteria, and the result is less than the reporting limit (RL) but greater than the method detection limit (MDL); (3) when the data indicate the presence of a compound that meets the identification criteria, and the result is less than the RL but greater than the MDL; and (4) the reported value is estimated.**
B:	**This flag is used when the analyte is detected in the associated method blank as well as in the sample. It indicates probable blank contamination and warns the data user. This flag shall be used for a tentatively identified compound (TIC) as well as for a positively identified target compound.**
E:	**This flag identifies compounds whose concentration exceeds the upper level of the calibration range.**
A:	**This flag indicates that a tentatively identified compound is a suspected aldol-condensation product.**
X:	**This flag indicates that the analyte was diluted below an accurate quantitation level.**
***:**	**This flag indicates that a spike recovery is outside the control criteria.**
+:	**This flag indicates that the relative percent difference (RPD) exceeds the control criteria.**

Paragon Analytics

Sample Number(s) Cross-Reference Table

Paragon OrderNum: 0810031
Client Name: URS
Client Project Name: Cistern Excavation
Client Project Number:
Client PO Number: Cistern Excavation

Client Sample Number	Lab Sample Number	COC Number	Matrix	Date Collected	Time Collected
Cistern 100308	0810031-1		WATER	03-Oct-08	10:40
CD 100308	0810031-2		WATER	03-Oct-08	10:45
Cistern 100308-S	0810031-3		SOIL	03-Oct-08	11:10
Trip Blank	0810031-4		WATER	03-Oct-08	
Trip Blank	0810031-5		WATER	03-Oct-08	

Paragon Analytics
A Division of DataChem Laboratories, Inc.

225 Commerce Drive Fort Collins, CO 80524
800-443-1511 or (970) 490-1511 (970) 490-1522 Fax

Accession Number (LAB ID) 0810031

Chain-of-Custody Date 10/3/08 Page 1 of 1

Originator: Retain pink copy!

Project Name/No.: Prather Spring Sampler(s): Mark Lavorsen Turnaround (circle one) **Standard** or **Rush** (Due _____) Dispose: **Date** _____ or **Return to Client**

Report To: Sheri O'connor
Phone: Cistern Sampling
Fax:
E-mail:
Company: URS
Address: 8181 E Tufts Ave
Denver, CO 80112

Circle method (right); provide additional information as needed (comments).

Sample ID	Date	Time *	Lab ID	Matrix	Preservative (indicate type... HCl, etc.)	No. of Containers	VOCs SW8260B	BTEX (only) SW8021B	SVOCs SW8270C	~~OC Pesticides~~ Glycols ~~SW8081A~~	~~PCBs~~ Nitrate + Nitrite ~~SW8082~~	Herbicides SW8151A	Explosives SW8330	TCLP Organics SW1311 SW8260B 8270C 8081A 8151A	TCLP Metals SW1311 Hg SW6010B 7470	Total Metals by ICP Hg SW6010B 7470 7471 E200.7	Dissolved Metals by ICP Hg SW6010B 7470 E200.7	Total Metals by ICP/MS SW6020A E200.8	Dissolved Metals by ICP/MS SW6020A E200.8	Hexavalent Chromium SW7196A Alkaline Digest? Y / N	Inorganic Anions SW9056 E300.0 (specify in comments)	Solids: Total E160.3 TDS E160.1 TSS E160.2	pH SW9040B SW9045C	TPH SW8015B GRO DRO (circle one or both)	Gross Alpha / Beta SW9310 E900.0	Actinides by Paragon SOP Pu / U / Am / Th / Cm / ___	Tritium E906.0	Total Alpha-Emitting Radium SW9315 E903.0	Radium 226 E903.1	Radium 228 SW9320 E904.0	Strontium 90 (Total RadioSr) D5811-00	Gamma Isotopes E901.1	Radon 222 SM7510Rn	Oil + Grease	Sulphide
Cistern 100308	10/3/08	1040	1	W		14	3		2	3	1					1					1			1										1	1
CD100308	10/3/08	1045	2	W		13	3		2	3	1					1					1			1											1
~~Trip Blank 100308~~	~~10/3/08~~		~~3~~	~~W~~			~~3~~																												
Cistern 100308	10/3/08	1110	4	S		1	1		~~2~~		~~1~~					~~1~~								~~1~~											~~1~~
Trip Blank ~~100308~~ 2	10/3		4	W			1		X																										
Trip Blank 100308 1	10/3		5	W			1		X																										

10/3/08

10/3/08

* **Time Zone:** EST CST MST PST **Matrix Key:** O = oil, S = soil, NS = non-soil solid, W = water, L = liquid, E = extract, F = filter

Comments:

Relinquished By: (1)	Relinquished By: (2)
Signature Mark Lavorsen	Signature
Printed Name Mark Lavorsen	Printed Name
Date 10/3/08 Time 1940	Date Time
Company URS Corp	Company

Received By: (1)	Received By: (2)
Signature Debbie Fazio	Signature
Printed Name Debbie Fazio	Printed Name
Date 10/3/08 Time 1940	Date Time
Company Paragon Analytics	Company

Form 202r6.xls (6/16/06)

6

68 10031

cistern excavation

Table 2
Fluid Media Analytical Parameters, Holding Times, and Preservation Requirements

Analytical Parameter	Analytical Method	Sample Holding Time (from collection)	Preservation	Number of Containers and Minimum Volume	Type
Metals (including Hg)	SW 6010/SW 6020 and SW 7470A	6 months (28 days mercury) 3	pH ≤2 with HNO_3, ≤6°C	1 - 500 mL Poly Bottle 3	
Anions [1]	EPA 300.0	28 days	≤6°C 500 ml	1 - 1L Poly Bottle 4	
Alkalinity	EPA 310.1	14 days			
Total Dissolved Solids (TDS)	EPA 160.1	7 days 4			
pH	SW 9040	4 days from receipt at lab			
Specific Conductance	EPA 120.1				
Nitrate+Nitrite [2]	EPA 353.2	28 days 5	pH ≤2 with H_2SO_4, ≤6°C	1 - 125 mL Poly Bottle	
Sulfide	EPA 376.1	7 days 6	NaOH/ ZnAc, ≤6°C	1 - 500 mL Poly Bottle	
Total Petroleum Hydrocarbons (Diesel Range Organics [DRO] and Motor Oil Range Organics [MRO])	SW 8015BM	7 days to extraction, 40 days after extraction 7	≤6°C	1 - 1L Amber Glass Bottles	
Volatile Organic Compounds (VOCs)	SW 8260B	14 days 2	pH ≤2 with HCl, ≤6°C	3 - 40 mL Glass VOA vials 1	
Semi-volatile Organic Compounds (SVOCs)	SW 8270C	7 days to extraction, 40 days after extraction 8	≤6°C	2 - 1L Amber Glass bottles 1 only	1
Glycols (Ethylene + Propylene)	SW 8015B	7 days to preserve, 14 days to analyze 9 1	≤6°C	3 - 40 mL Glass VOA vials 2	
Oil & Grease [3]	EPA 1664	7 days to extraction, 40 days after extraction 10	pH ≤2 with H_2SO_4, ≤6°C unpreserved	1 - 1L Amber Glass Bottles ~~unpreserved~~	

[1] Anions include: chloride, sulfate, fluoride, bromide, nitrate, and nitrite.
[2] Combined nitrate and nitrite aliquot will be analyzed only if sample for anion analysis by Method 300.0 is not analyzed within 48 hours.

08100031

Table 1
Solid Media Analytical Parameters, Holding Times, and Preservation Requirements

Analytical Parameter	Analytical Method	Sample Holding Time (from collection)	Preservation	Number of Containers and Minimum Volume
Metals (including Hg)	SW 6010/SW 6020 and SW 7470A	6 months (28 days mercury)	≤6°C	1 - 8 oz. Amber Glass Jar
Anions [1]	EPA 300.0	28 days		
paste Alkalinity	EPA 310.1			
paste pH	EPA 105.1			
paste Specific Conductance	EPA 120.1			
Nitrate + Nitrite	EPA 353.2			
Percent Solids	PAI SOP			
Volatile Organic Compounds (VOCs)	SW 8260B	14 days	≤6°C	Terracore kit consisting of: 1 - 2 oz. Amber Glass Jar ~~2 - 40 mL Glass Vials w/ water, 1 - 40 mL Glass Vial w/ methanol~~
Total Petroleum Hydrocarbons (Diesel Range Organics [DRO] and Motor Oil Range Organics [MRO])	SW 8015BM	14 days to extraction 40 days after extraction	≤6°C	1 - 8 oz. Amber Glass Jar
Semi-volatile Organic Compounds (SVOCs)	SW 8270C			
Oil & Grease	SW 9071			
Glycols (Ethylene + Propylene)	SW 8015B	7 days to preserve, 14 days to analyze		

TCLP = Toxicity Characteristic Leaching Procedure
ZHE = Zero-headspace extraction
[1] Anions include: chloride, sulfate, fluoride, bromide, nitrate, and nitrite

CONDITION OF SAMPLE UPON RECEIPT FORM

Paragon Analytics

Client: URS

Workorder No: 0810031

Project Manager: DJF

Initials: DJ

Date: 10/3/08

1.	Does this project require any **special handling** in addition to standard Paragon procedures?		YES	NO
2.	Are custody **seals** on **shipping containers** intact?	NONE	YES	NO
3.	Are Custody seals on **sample containers** intact?	NONE	YES	NO
4.	Is there a **COC (Chain-of-Custody) present** or other representative documents?		YES	NO
5.	Are the **COC and bottle labels complete and legible**?		YES	NO
6.	Is the **COC in agreement** with samples received? (IDs, dates, times, no. of samples, no. of containers, matrix, requested analyses, etc.)		YES *	NO
7.	Were **airbills / shipping documents** present and/or removable?	DROP OFF	YES	NO
8.	Are all aqueous **samples requiring preservation preserved correctly?** (excluding volatiles)	N/A	YES	NO
9.	Are all aqueous **non-preserved samples pH 4-9**?	N/A	YES	NO
10.	Is there **sufficient sample** for the requested analyses?		YES	NO
11.	Were all samples placed in the **proper containers** for the requested analyses?		YES	NO
12.	Are all samples within **holding times** for the requested analyses?		YES	NO
13.	Were all sample containers received **intact**? (not broken or leaking, etc.)		YES	NO
14.	Are all samples requiring **no** headspace (**VOC, GRO, RSK/MEE, Rx CN/S, radon**) headspace free? **Size of bubble:** x < green pea x > green pea	N/A	YES	NO •
15.	Do perchlorate LCMS-MS samples **have** headspace? (at least 1/3 of container required)	N/A	YES	NO
16.	Were samples checked for and free from the presence of **residual chlorine?** (Applicable when PM has indicated samples are from a chlorinated water source; note if field preservation with sodium thiosulfate was not observed.)	N/A	YES	NO
17.	Were the samples **shipped on ice**?		YES	NO
18.	Were cooler temperatures measured at 0.1-6.0°C? **IR gun used*:** #2 #4	RAD ONLY	YES	NO

Cooler #:	~~N~~ DJ 10/3/08	1114						
#2 Temperature (°C):	7°	4°						
No. of custody seals on cooler:	1	1						
DOT Survey/ Acceptance Information — External µR/hr reading:	13	13						
Background µR/hr reading:	11							

Were external µR/hr readings ≤ two times background and within DOT acceptance criteria? **YES / NO / NA** (If no, see Form 008.)

Additional Information: PROVIDE DETAILS BELOW FOR A NO RESPONSE TO ANY QUESTION ABOVE, EXCEPT #1 AND #16.

Samples physically received 10/3/08. Unpacked 10/4/08

* Samples 4 and 5 (Trip Blank and Trip Blank 100308) No sample time listed

• Sample 1 (Cistern 100308) 1 of 3 40ml VOC vials contain headspace < pea

2 (CD100308) ↓ ↓ ↓ ↓ ↓ ↓ > pea.

TOC bottles Not rec'd at Paragon

If applicable, was the client contacted? **YES / NO / NA** Contact: _____ Date/Time: _____

Project Manager Signature / Date: _____

*IR Gun #2: Oakton, SN 29922500201-0066 *IR Gun #4: Oakton, SN 2372220101-0002

An "-S" was added as the suffix for soil sample Cistern 100308 per URS.

Form 201r21.xls (7/30/08)

Analytical Results

Diesel Range Organics

Method SW8015M_MOB

Method Blank

Lab Name: **Paragon Analytics**
Work Order Number: 0810031
Client Name: URS
ClientProject ID: Cistern Excavation

Lab ID: EX081007-4MB

Sample Matrix: WATER
% Moisture: N/A
Date Collected: N/A
Date Extracted: 07-Oct-08
Date Analyzed: 10-Oct-08

Prep Batch: EX081007-4
QCBatchID: EX081007-4-1
Run ID: HCD081010-3B
Cleanup: NONE
Basis: N/A
File Name: F3F32599

Sample Aliquot: 160 ml
Final Volume: 4 ml
Result Units: MG/L
Clean DF: 1

CASNO	Target Analyte	DF	Result	Reporting Limit	MDL	Result Qualifier	EPA Qualifier
68334-30-5	DIESEL RANGE ORGANICS	1	0.5	0.5	0.077	U	
	MOTOR OIL RANGE ORGANICS	1	0.4	0.5	0.056	J	

Surrogate Recovery

CASNO	Surrogate Analyte	Result	Flag	Spike Amount	Percent Recovery	Control Limits
84-15-1	O-TERPHENYL	1.09		1.25	87	57 - 132

Data Package ID: *HCD0810031-1*

Diesel Range Organics

Method SW8015M_MOB

Sample Results

Lab Name: **Paragon Analytics**
Work Order Number: 0810031
Client Name: URS
ClientProject ID: Cistern Excavation

Field ID: Cistern 100308
Lab ID: 0810031-1

Sample Matrix: WATER
% Moisture: N/A
Date Collected: 03-Oct-08
Date Extracted: 07-Oct-08
Date Analyzed: 10-Oct-08
Prep Method: METHOD

Prep Batch: EX081007-4
QCBatchID: EX081007-4-1
Run ID: HCD081010-3B
Cleanup: NONE
Basis: As Received
File Name: F3F32602

Sample Aliquot: 160 ml
Final Volume: 4 ml
Result Units: MG/L
Clean DF: 1

CASNO	Target Analyte	Dilution Factor	Result	Reporting Limit	MDL	Result Qualifier	EPA Qualifier
68334-30-5	DIESEL RANGE ORGANICS	1	0.5	0.5	0.077	U	
	MOTOR OIL RANGE ORGANICS	1	0.29	0.5	0.056	J,B	

Surrogate Recovery

CASNO	Surrogate Analyte	Result	Flag	Spike Amount	Percent Recovery	Control Limits
84-15-1	O-TERPHENYL	1.14		1.25	91	57 - 132

Data Package ID: *HCD0810031-1*

Diesel Range Organics

Method SW8015M_MOB

Sample Results

Lab Name: **Paragon Analytics**
Work Order Number: 0810031
Client Name: URS
ClientProject ID: Cistern Excavation

Field ID: CD 100308
Lab ID: 0810031-2

Sample Matrix: WATER
% Moisture: N/A
Date Collected: 03-Oct-08
Date Extracted: 07-Oct-08
Date Analyzed: 10-Oct-08
Prep Method: METHOD

Prep Batch: EX081007-4
QCBatchID: EX081007-4-1
Run ID: HCD081010-3B
Cleanup: NONE
Basis: As Received
File Name: F3F32603

Sample Aliquot: 160 ml
Final Volume: 4 ml
Result Units: MG/L
Clean DF: 1

CASNO	Target Analyte	Dilution Factor	Result	Reporting Limit	MDL	Result Qualifier	EPA Qualifier
68334-30-5	DIESEL RANGE ORGANICS	1	0.5	0.5	0.077	U	
	MOTOR OIL RANGE ORGANICS	1	0.24	0.5	0.056	J,B	

Surrogate Recovery

CASNO	Surrogate Analyte	Result	Flag	Spike Amount	Percent Recovery	Control Limits
84-15-1	O-TERPHENYL	1.11		1.25	89	57 - 132

Data Package ID: *HCD0810031-1*

Supporting QA/QC Data

Surrogate Summary for Diesel Range Organics

Method SW8015M_MOB

Lab Name: **Paragon Analytics**
Work Order Number: 0810031
Client Name: URS
ClientProject ID: Cistern Excavation

PrepBatchID: **EX081007-4**
QC Batch ID: **EX081007-4-1**
Date Extracted: **10/7/2008**

Surrogate Compound	Control Limits Lower	Control Limits Upper
o-terphenyl	57	132

Lab ID	Client Sample ID	Date Collected	Date Received	% Recovery
0810031-2MS	CD 100308	10/3/2008	10/3/2008	90
0810031-2MSD	CD 100308	10/3/2008	10/3/2008	90
EX081007-4MB	XXXXXXX	10/7/2008	10/3/2008	87
EX081007-4LCS	XXXXXXX	10/7/2008	10/3/2008	92
EX081007-4LCSD	XXXXXXX	10/7/2008	10/3/2008	86
0810031-1	Cistern 100308	10/3/2008	10/3/2008	91
0810031-2	CD 100308	10/3/2008	10/3/2008	89

Data Package ID: *HCD0810031-1*

Diesel Range Organics

Method SW8015M_MOB

Laboratory Control Sample and Laboratory Control Sample Duplicate

Lab Name: **Paragon Analytics**
Work Order Number: 0810031
Client Name: URS
ClientProject ID: Cistern Excavation

Lab ID: EX081007-4LCS

Sample Matrix: WATER
% Moisture: N/A
Date Collected: N/A
Date Extracted: 10/07/2008
Date Analyzed: 10/10/2008
Prep Method: METHOD

Prep Batch: EX081007-4
QCBatchID: EX081007-4-1
Run ID: HCD081010-3B
Cleanup: NONE
Basis: N/A
File Name: F3F32600

Sample Aliquot: 160 ml
Final Volume: 4 ml
Result Units: MG/L
Clean DF: 1

CASNO	Target Analyte	Spike Added	LCS Result	Reporting Limit	Result Qualifier	LCS % Rec.	Control Limits
68334-30-5	DIESEL RANGE ORGANICS	5	4.51	0.5		90	36 - 150%

Lab ID: EX081007-4LCSD

Sample Matrix: WATER
% Moisture: N/A
Date Collected: N/A
Date Extracted: 10/07/2008
Date Analyzed: 10/10/2008
Prep Method: METHOD

Prep Batch: EX081007-4
QCBatchID: EX081007-4-1
Run ID: HCD081010-3B
Cleanup: NONE
Basis: N/A
File Name: F3F32601

Sample Aliquot: 160 ml
Final Volume: 4 ml
Result Units: MG/L
Clean DF: 1

CASNO	Target Analyte	Spike Added	LCSD Result	Reporting Limit	Result Qualifier	LCSD % Rec.	RPD Limit	RPD
68334-30-5	DIESEL RANGE ORGANICS	5	4.41	0.5		88	20	2

Surrogate Recovery LCS/LCSD

CASNO	Target Analyte	Spike Added	LCS % Rec.	LCS Flag	LCSD % Rec.	LCSD Flag	Control Limits
84-15-1	O-TERPHENYL	1.25	92		86		57 - 132

Data Package ID: *HCD0810031-1*

Diesel Range Organics

Method SW8015M_MOB

Matrix Spike And Matrix Spike Duplicate

Lab Name: **Paragon Analytics**
Work Order Number: 0810031
Client Name: URS
ClientProject ID: Cistern Excavation

Field ID: CD 100308
LabID: 0810031-2MS

Sample Matrix: WATER
% Moisture: N/A
Date Collected: 03-Oct-08
Date Extracted: 07-Oct-08
Date Analyzed: 11-Oct-08
Prep Method: METHOD

Prep Batch: EX081007-4
QCBatchID: EX081007-4-1
Run ID: HCD081010-3B
Cleanup: NONE
Basis: As Received

Sample Aliquot: 160 ml
Final Volume: 4 ml
Result Units: MG/L
File Name: F3F32604

CASNO	Target Analyte	Sample Result	Samp Qual	MS Result	MS Qual	Reporting Limit	Spike Added	MS % Rec.	Control Limits
68334-30-5	DIESEL RANGE ORGANICS	0.5	U	4.45		0.5	5	89	36 - 150%

Field ID: CD 100308
LabID: 0810031-2MSD

Sample Matrix: WATER
% Moisture: N/A
Date Collected: 03-Oct-08
Date Extracted: 07-Oct-08
Date Analyzed: 11-Oct-08
Prep Method: METHOD

Prep Batch: EX081007-4
QCBatchID: EX081007-4-1
Run ID: HCD081010-3B
Cleanup: NONE
Basis: As Received

Sample Aliquot: 160 ml
Final Volume: 4 ml
Result Units: MG/L
File Name: F3F32605

CASNO	Target Analyte	MSD Result	MSD Qual	Spike Added	MSD % Rec.	Reporting Limit	RPD Limit	RPD
68334-30-5	DIESEL RANGE ORGANICS	4.5		5	90	0.5	20	1

Surrogate Recovery MS/MSD

CASNO	Target Analyte	Spike Added	MS % Rec.	MS Flag	MSD % Rec.	MSD Flag	Control Limits
84-15-1	O-TERPHENYL	1.25	90		90		57 - 132

Data Package ID: *HCD0810031-1*

Prep Batch ID: EX081007-4

Start Date: 10/07/08
Start Time: 15:00
Prep Analyst: Sean Collins

End Date: 10/08/08
End Time: 15:10

Concentration Method: NONE
Extract Method: METHOD
Initial Volume Units: ml
Final Volume Units: ml

Batch Created By: sjc
Date Created: 10/07/08
Time Created: 15:08
Validated By: sjc
Date Validated: 10/07/08
Time Validated: 15:30

Comments:

QC Batch ID: EX081007-4-1

Lab ID	QC Type	Field ID	Matrix	Date Collected	Initial Wt/Vol	Final Wt/Vol	Cleanup Method	Cleanup DF	Order Number
EX081007-4	MB	XXXXXX	WATER	XXXXXX	160	4	NONE	1	0810031
EX081007-4	LCS	XXXXXX	WATER	XXXXXX	160	4	NONE	1	0810031
EX081007-4	LCSD	XXXXXX	WATER	XXXXXX	160	4	NONE	1	0810031
0810031-2	MS	CD 100308	WATER	10/3/2008	160	4	NONE	1	0810031
0810031-2	MSD	CD 100308	WATER	10/3/2008	160	4	NONE	1	0810031
0810031-1	SMP	Cistern 100308	WATER	10/3/2008	160	4	NONE	1	0810031
0810031-2	SMP	CD 100308	WATER	10/3/2008	160	4	NONE	1	0810031

In generating this benchsheet, prep analyst states that all aspects of sample preparation as set forth in the appropriate PAR SOP's (including Kuderna-Danish temperatures, proper flow settings on the N-evap, and final volumes) were properly adhered to (unless otherwise noted herein).

QC Types

CAR	Carrier reference sample	DUP	Laboratory Duplicate
LCS	Laboratory Control Sample	LCSD	Laboratory Control Sample Duplicat
MB	Method Blank	MS	Laboratory Matrix Spike
MSD	Laboratory Matrix Spike Duplicate	REP	Sample replicate
SMP	Field Sample	SYS	Sample Yield Spike

Initial Calibration Summary

Paragon Analytics

Inst. ID: FUELS3

C:\HPCHEM\5\METHODS\F082808.M
Calibration Date: 08/28/09

1 = F3F32355.D 2 = F3F32350.D 3 = F3F32351.D 4 = F3F32352.D
5 = F3F32353.D 6 = F3F32354.D 7 = 8 =

	Calibration Factors							
Compounds	1	2	3	4	5	6	7	8
TEPH	2214.33	2101.12	2285.60	2184.35	2242.23	2213.30		
Motor Oil	705.62	778.41	880.00	835.63	573.79	850.20		
O-Terphenyl[S]	2785.96	2653.81	2877.84	2730.20	2702.30	2749.50		

	Ave. CF	%RSD	Corr.	Curve fit	Linear curve info		
Compounds			r2	type	slope	y-int	x*x
TEPH	2206.8	2.8	0.028	Average	2206.822		
Motor Oil	770.6	14.9	0.149	Average	770.6099		
O-Terphenyl[S]	2749.9	2.8	0.028	Average	2749.935		

	Calibration Level (µg/ml)							
Compounds	1	2	3	4	5	6	7	8
TEPH	5000	2000	1000	500	100	20		
Motor Oil	5000	2000	1000	500	100	20		
O-Terphenyl[S]	500	200	100	50	10	2		

EB
8/29/08

Calibration Verification Summary

Paragon Analytics

Sample: 500/600ug/mL DRO/MO ICV

Data File #1: C:\HPCHEM\5\DATA\08282008\F3F32356.D Column #1: DB-5.625

	Column #1				Col. #1	Col. #1
COMPOUND	Exp. RT (min)	Found RT (min)	Dev (min)	Nom Conc µg/ml	Conc µg/ml	%D
Motor Oil	20.000	20.000	0.000	600	659	10
TEPH	10.000	10.000	0.000	500	522	4

EB 8/29/08

Calibration Verification Summary

Paragon Analytics

Sample: 1000ug/mL DRO/MO CCV

Data File #1: C:\HPCHEM\5\DATA\10102008\F3F32598.D Column #1: DB-5.625

	Column #1				Col. #1	Col. #1
COMPOUND	Exp. RT (min)	Found RT (min)	Dev (min)	Nom Conc µg/ml	Conc µg/ml	%D
Motor Oil	20.000	20.000	0.000	1000	1023	2
TEPH	10.000	10.000	0.000	1000	912	9
o-terphenyl	14.810	14.767	0.043	100	93	7

SB 10/13/08

Calibration Verification Summary

Paragon Analytics

Sample: 1000ug/mL DRO/MO CCV

Data File #1: C:\HPCHEM\5\DATA\10102008\F3F32606.D Column #1: DB-5.625

	Column #1				Col. #1	Col. #1
COMPOUND	Exp. RT (min)	Found RT (min)	Dev (min)	Nom Conc µg/ml	Conc µg/ml	%D
Motor Oil	20.000	20.000	0.000	1000	1015	1
TEPH	10.000	10.000	0.000	1000	898	10
o-terphenyl	14.810	14.763	0.047	100	90	10

EB 10/13/08

Supporting Raw Data

Instrument Name FMCS 3

Paragon Analytics

Logbook No./Page 364780

Sequence File: C:\HPCHEM\ 5 \SEQUENCE\ 08282008.S Date Analyzed 8/28/08 8/29/08 Operator EB GC Method TEPH 11

Data Path: C:\HPCHEM\ 5 \DATA\ 08282008 Analytical Method 8015 DRO/MO SOP 406 Rev. 12

Hexane Lot 080013 Dichloromethane Lot N/A **Reviewed by / date** _____

Form 531r2.xls (9/14/2001)

Vial	Data File	Method	Sample Name	Comments	rr?
100	F3F32348	F082808	HEXANE		NO
1	F3F32349	F082808	5000ug/mL DRO/MO ICAL	NOT USED BAD INJECTION ✓	
2	F3F32350	F082808	2000ug/mL DRO/MO ICAL	400µL ST080313-4 + 600µL HEXANE	
3	F3F32351	F082808	1000ug/mL DRO/MO ICAL	200µL ST080313-4 + 800µL HEXANE	
4	F3F32352	F082808	500ug/mL DRO/MO ICAL	100µL ST080313-4 + 900µL HEXANE	
5	F3F32353	F082808	100ug/mL DRO/MO ICAL	20µL ST080313-4 + 980µL HEXANE	
6	F3F32354	F082808	20ug/mL DRO/MO ICAL	4µL ST080313-4 + 996µL HEXANE	
7	F3F32355	F082808	5000ug/mL DRO/MO ICAL	ST080313-4	
8	F3F32356	F082808	500/600ug/mL DRO/MO ICV	100µL ST071213-11 + 120µL ST080313-6 + 780µL HEXANE	PASS
9	F3F32357	F082808	Hydrocarbon mix		
10	F3F32358	F082808	EX080826-1LCS		
11	F3F32359	F082808	EX080826-1LCSD		
12	F3F32360	F082808	EX080826-1MB		
13	F3F32361	F082808	0808165-1		
14	F3F32362	F082808	0808165-2		
15	F3F32363	F082808	0808165-3		
16	F3F32364	F082808	0808165-4		
17	F3F32365	F082808	0808165-4MS		
18	F3F32366	F082808	0808165-4MSD		
19	F3F32367	F082808	0808171-1 4X		
20	F3F32368	F082808	1000ug/mL DRO/MO CCV	200µL ST080313-4 + 800µL HEXANE	PASS

EB 8/29/08

EB 8/29/08

Instrument Name Fuels 3

Paragon Analytics

Logbook No./Page 364795

Sequence File: C:\HPCHEM\ 5 \SEQUENCE\ 10102008.S Date Analyzed 10/10/2008 Operator EB GC Method TEPH11

Data Path: C:\HPCHEM\ 5 \DATA\ 10102008 Analytical Method 8015 CHLOR / 8015 DCM/HO SOP 406 Rev. 13

Hexane Lot 080013 Dichloromethane Lot CV956 = DCM **Reviewed by / date** _____ Form 531r2.xls (9/14/2001)

Vial	Data File	Method	Sample Name	Comments	rr?
100	F3F32588	F082908	DCM		NO
100	F3F32589	F082908	DCM		
1	F3F32590	F082908	1000ug/mL Caluft CCV	200µl ST080822-4 + 800µl DCM PASS	
2	F3F32591	F082908	EX081003-1LCS		
3	F3F32592	F082908	EX081003-1LCSD		
4	F3F32593	F082908	EX081003-1MB		
5	F3F32594	F082908	0810008-1 4X	250µl SAMPLE + 750µl DCM	
6	F3F32595	F082908	0810008-2 10X	100µl SAMPLE + 900µl DCM	
7	F3F32596	F082908	0810008-3 5X	200µl SAMPLE + 800µl DCM	
8	F3F32597	F082908	1000ug/mL Caluft CCV	200µl ST080822-4 + 800µl DCM PASS	
9	F3F32598	F082808	1000ug/mL DRO/MO CCV	200µl ST081009-2 + 800µl HEXANE PASS	
10	F3F32599	F082808	EX081007-4MB		
11	F3F32600	F082808	EX081007-4LCS		
12	F3F32601	F082808	EX081007-4LCSD		
13	F3F32602	F082808	0810031-1		
14	F3F32603	F082808	0810031-2		
15	F3F32604	F082808	0810031-2MS		
16	F3F32605	F082808	0810031-2MSD		
17	F3F32606	F082808	1000ug/mL DRO/MO CCV	200µl ST081009-2 + 800µl HEXANE PASS	

EB 10/13/08

EB 10/13/08

EB 10/13/08

Calibration Raw Data

Quantitation Report

Data File : C:\HPCHEM\5\DATA\08282008\F3F32350.D Vial: 2
Acq On : 28 Aug 08 12:03 PM Operator: edb
Sample : 2000ug/mL DRO/MO ICAL Inst : FUELS3
Misc : 400uL ST080313-4 + 600uL HEXANE Multiplr: 1.00
Quant Time: Aug 28 12:46 19108

Method : C:\HPCHEM\5\METHODS\F082808.M
Title : 8015Bmod, CALuft
Last Update : Thu Aug 28 12:05:42 2008
Response via : Multiple Level Calibration

Volume Inj. : 1uL
Signal Phase : DB-5.625, 30m, 0.25mm 0.5µm
Signal Info : FID

Compound	R.T.	Response	Conc Units
System Monitoring Compounds			
3) S o-terphenyl	14.86	530761	205.31 µg/ml
		Recovery =	410.62%
Target Compounds			
1) H TEPH	10.00	4202248	1930.58 µg/ml
2) H Motor Oil	20.00	1556828	3887.09 µg/ml

(f)=RT Delta > 1/2 Window (m)=manual int.

EB 8/29/08

Quantitation Report

Data File : C:\HPCHEM\5\DATA\08282008\F3F32350.D
Acq On : 28 Aug 08 12:03 PM
Sample : 2000ug/mL DRO/MO ICAL
Misc : 400uL ST080313-4 + 600uL HEXANE
Quant Time: Aug 28 12:44 19108

Vial: 2
Operator: edb
Inst : FUELS3
Multiplr: 1.00

Method : C:\HPCHEM\5\METHODS\F082808.M
Title : 8015Bmod, CALuft
Last Update : Thu Aug 28 12:05:42 2008
Response via : Multiple Level Calibration

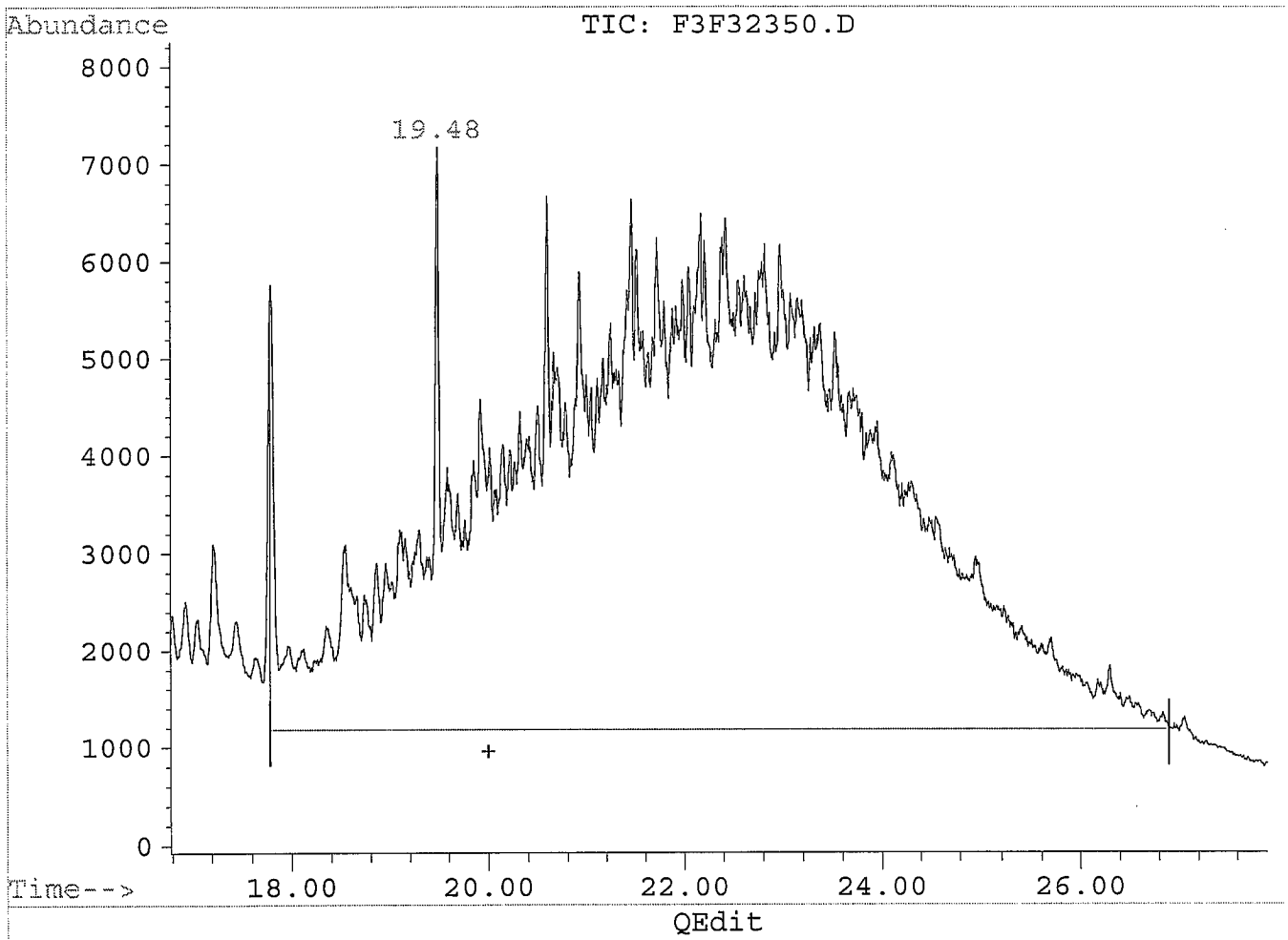

(2) Motor Oil (H)
20.00min 3250.81µg/ml m
response 1301991

Before

(+) = Expected Retention Time
F3F32350.D F082808.M Thu Aug 28 12:45:48 2008

Quantitation Report

Data File : C:\HPCHEM\5\DATA\08282008\F3F32350.D
Acq On : 28 Aug 08 12:03 PM
Sample : 2000ug/mL DRO/MO ICAL
Misc : 400uL ST080313-4 + 600uL HEXANE
Quant Time: Aug 28 12:46 19108

Vial: 2
Operator: edb
Inst : FUELS3
Multiplr: 1.00

Method : C:\HPCHEM\5\METHODS\F082808.M
Title : 8015Bmod, CALuft
Last Update : Thu Aug 28 12:05:42 2008
Response via : Multiple Level Calibration

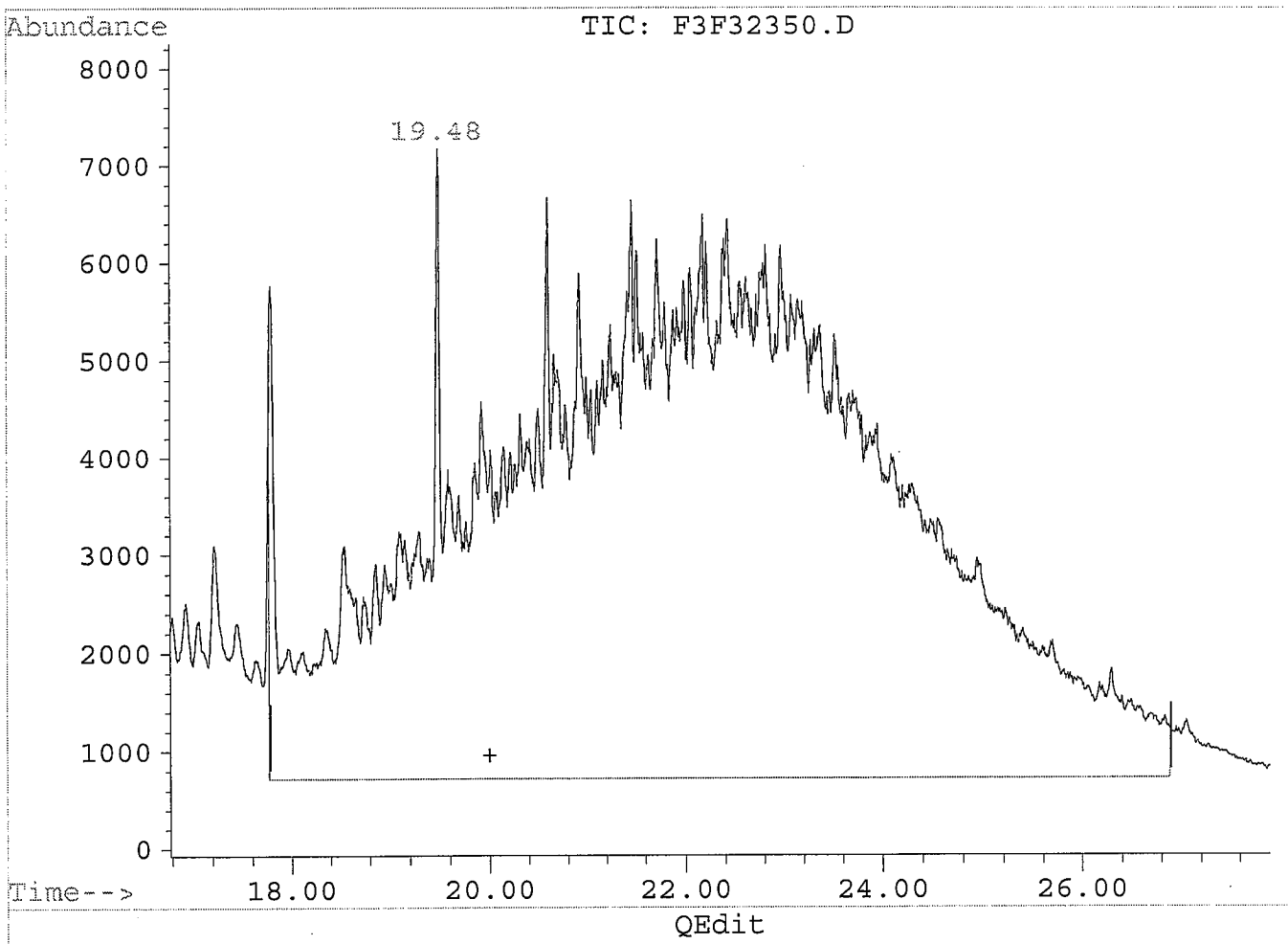

(2) Motor Oil (H)
20.00min 3887.09µg/ml m
response 1556828

MANUAL RE-INTEGRATION
- [ ] missed peak assignment
- [ ] assigned incorrect name to peak
- [ ] over-integrated peak's area
- [x] under-integrated peak's area
- [ ] other

initials EB date 8/29/08

(+) = Expected Retention Time
F3F32350.D F082808.M Thu Aug 28 12:46:23 2008

Quantitation Report

Data File : C:\HPCHEM\5\DATA\08282008\F3F32350.D
Acq On : 28 Aug 08 12:03 PM
Sample : 2000ug/mL DRO/MO ICAL
Misc : 400uL ST080313-4 + 600uL HEXANE
Quant Time: Aug 28 12:46 19108

Vial: 2
Operator: edb
Inst : FUELS3
Multiplr: 1.00

Method : C:\HPCHEM\5\METHODS\F082808.M
Title : 8015Bmod, CALuft
Last Update : Thu Aug 28 12:05:42 2008
Response via : Multiple Level Calibration

Volume Inj. : 1uL
Signal Phase : DB-5.625, 30m, 0.25mm 0.5µm
Signal Info : FID

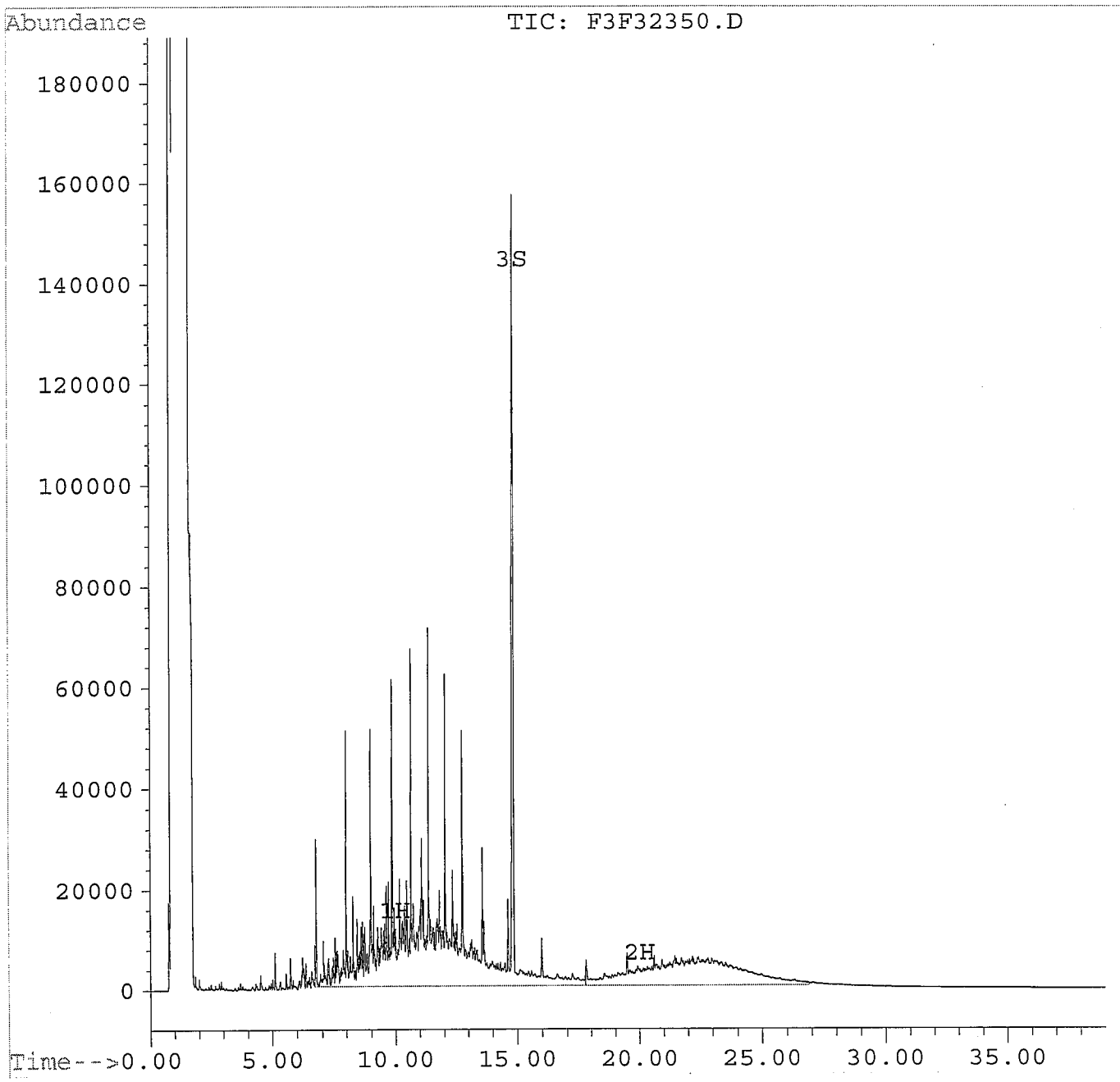

Quantitation Report

Data File : C:\HPCHEM\5\DATA\08282008\F3F32351.D Vial: 3
Acq On : 28 Aug 08 12:49 PM Operator: edb
Sample : 1000ug/mL DRO/MO ICAL Inst : FUELS3
Misc : 200uL ST080313-4 + 800uL HEXANE Multiplr: 1.00
Quant Time: Aug 28 13:31 19108

Method : C:\HPCHEM\5\METHODS\F082808.M
Title : 8015Bmod, CALuft
Last Update : Thu Aug 28 16:53:17 2008
Response via : Multiple Level Calibration

Volume Inj. : 1uL
Signal Phase : DB-5.625, 30m, 0.25mm 0.5µm
Signal Info : FID

Compound	R.T.	Response	Conc Units
System Monitoring Compounds			
3) S o-terphenyl	14.83	287784	109.86 µg/ml
	Recovery	=	219.72%
Target Compounds			
1) H TEPH	10.00	2285601	1139.38 µg/ml
2) H Motor Oil	20.00	880004	1492.89 µg/ml

(f)=RT Delta > 1/2 Window (m)=manual int.

Quantitation Report

Data File : C:\HPCHEM\5\DATA\08282008\F3F32351.D
Acq On : 28 Aug 08 12:49 PM
Sample : 1000ug/mL DRO/MO ICAL
Misc : 200uL ST080313-4 + 800uL HEXANE
Quant Time: Aug 28 13:29 19108

Vial: 3
Operator: edb
Inst : FUELS3
Multiplr: 1.00

Method : C:\HPCHEM\5\METHODS\F082808.M
Title : 8015Bmod, CALuft
Last Update : Thu Aug 28 12:47:44 2008
Response via : Multiple Level Calibration

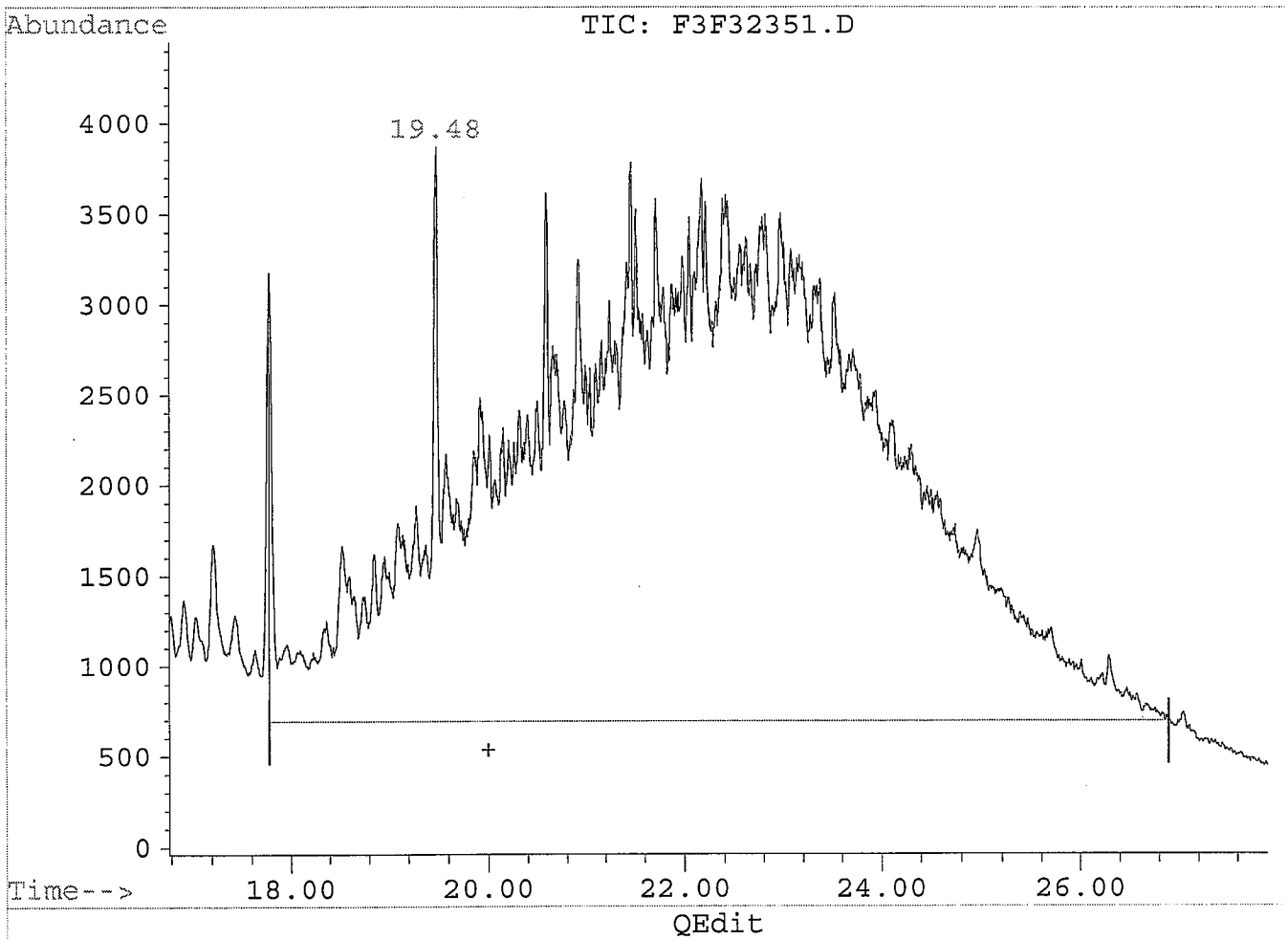

(2) Motor Oil (H)
20.00min 1237.75µg/ml m
response 729606

Before

(+) = Expected Retention Time
F3F32351.D F082808.M Thu Aug 28 13:30:10 2008

Quantitation Report

Data File : C:\HPCHEM\5\DATA\08282008\F3F32351.D
Acq On : 28 Aug 08 12:49 PM
Sample : 1000ug/mL DRO/MO ICAL
Misc : 200uL ST080313-4 + 800uL HEXANE
Quant Time: Aug 28 13:31 19108

Vial: 3
Operator: edb
Inst : FUELS3
Multiplr: 1.00

Method : C:\HPCHEM\5\METHODS\F082808.M
Title : 8015Bmod, CALuft
Last Update : Thu Aug 28 12:47:44 2008
Response via : Multiple Level Calibration

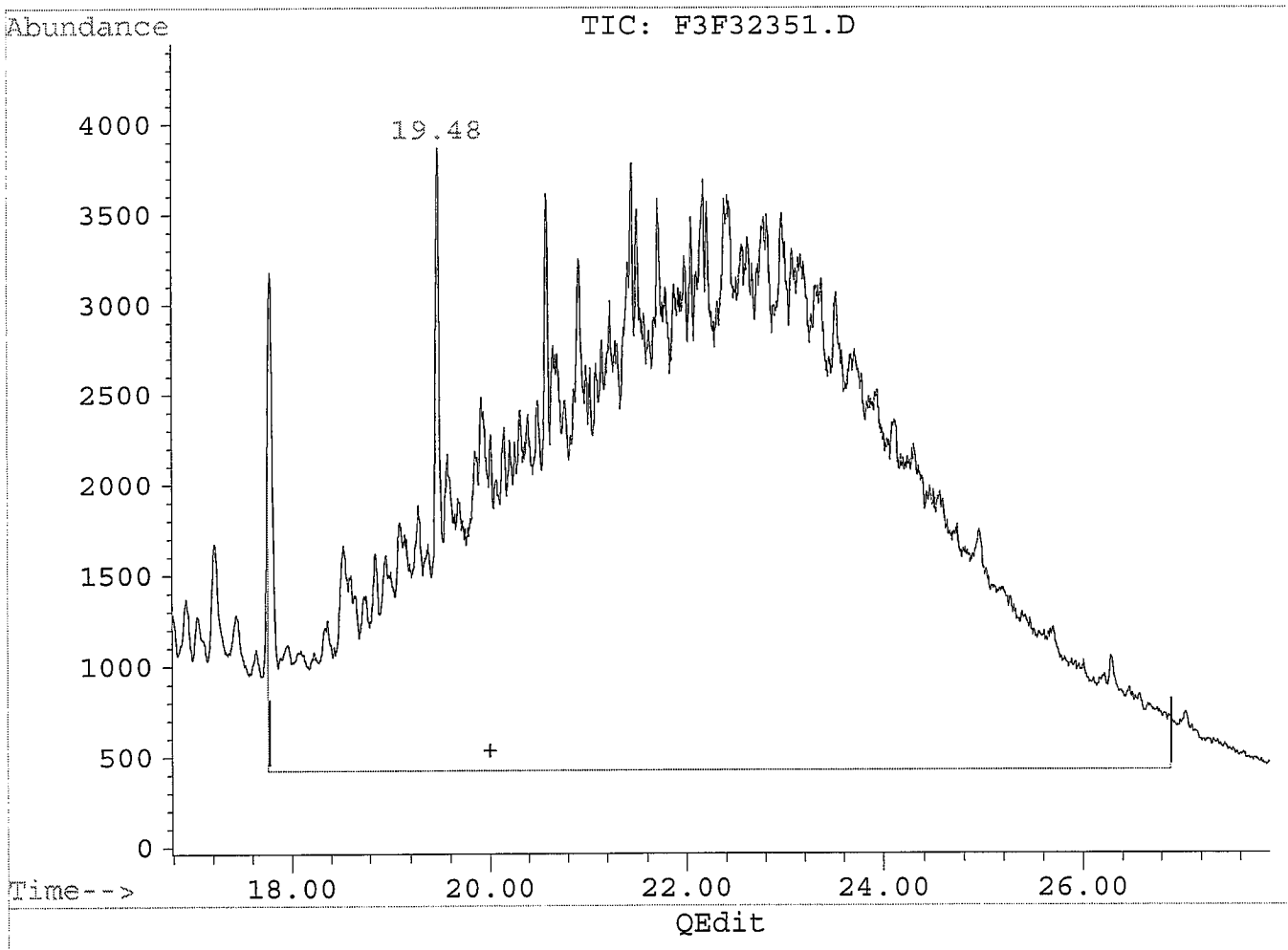

(2) Motor Oil (H)
20.00min 1492.89µg/ml m
response 880004

MANUAL RE-INTEGRATION
- ☐ missed peak assignment
- ☐ assigned incorrect name to peak
- ☐ over-integrated peak's area
- ☑ under-integrated peak's area
- ☐ other _____

initials EB date 8/29/08

(+) = Expected Retention Time
F3F32351.D F082808.M Thu Aug 28 13:31:16 2008

Quantitation Report

Data File : C:\HPCHEM\5\DATA\08282008\F3F32351.D
Acq On : 28 Aug 08 12:49 PM
Sample : 1000ug/mL DRO/MO ICAL
Misc : 200uL ST080313-4 + 800uL HEXANE
Quant Time: Aug 28 13:31 19108

Vial: 3
Operator: edb
Inst : FUELS3
Multiplr: 1.00

Method : C:\HPCHEM\5\METHODS\F082808.M
Title : 8015Bmod, CALuft
Last Update : Thu Aug 28 16:53:17 2008
Response via : Multiple Level Calibration

Volume Inj. : 1uL
Signal Phase : DB-5.625, 30m, 0.25mm 0.5μm
Signal Info : FID

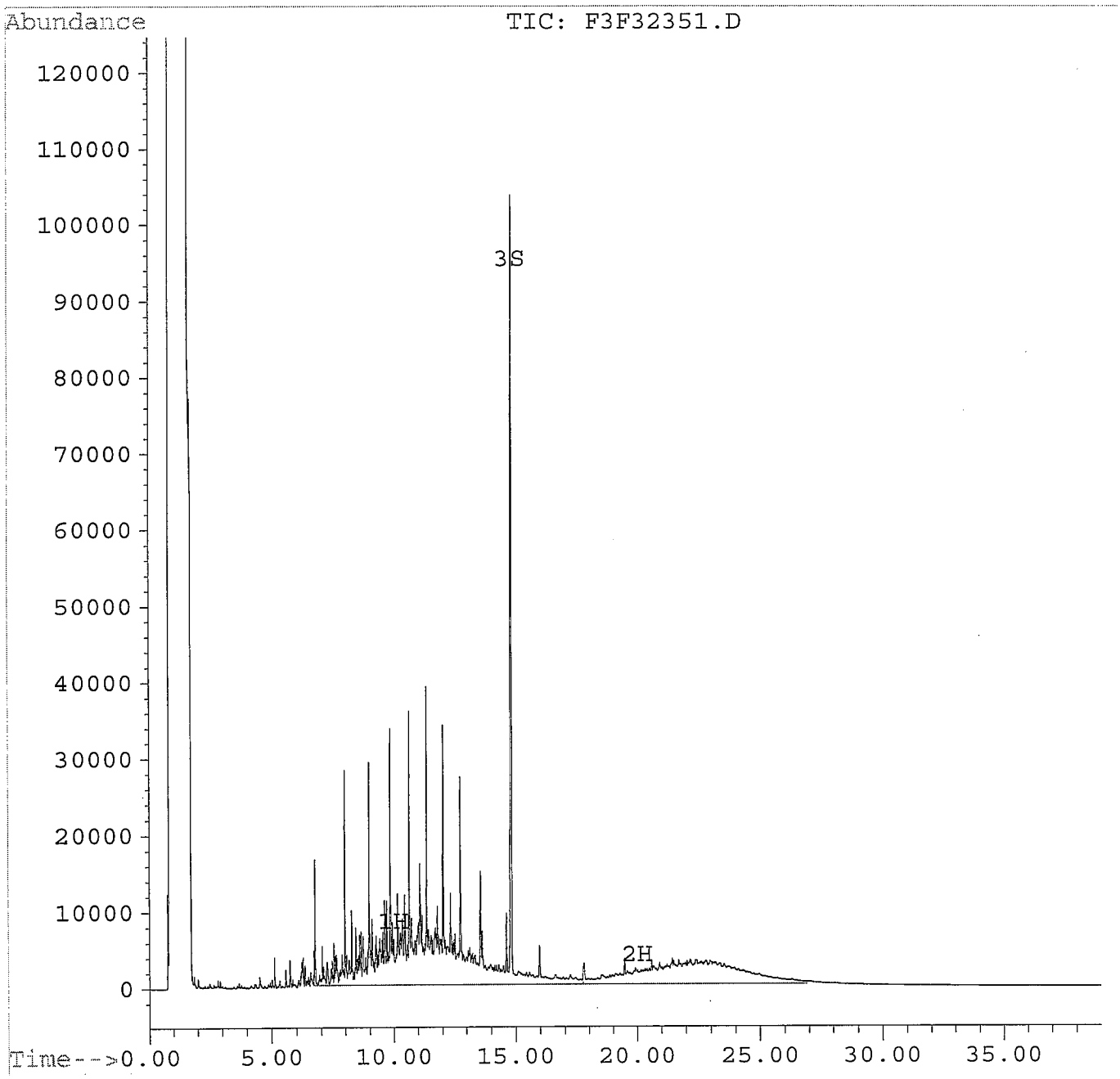

Quantitation Report

Data File : C:\HPCHEM\5\DATA\08282008\F3F32352.D Vial: 4
Acq On : 28 Aug 08 01:34 PM Operator: edb
Sample : 500ug/mL DRO/MO ICAL Inst : FUELS3
Misc : 100uL ST080313-4 + 900uL HEXANE Multiplr: 1.00
Quant Time: Aug 28 16:53 19108

Method : C:\HPCHEM\5\METHODS\F082808.M
Title : 8015Bmod, CALuft
Last Update : Thu Aug 28 16:53:17 2008
Response via : Multiple Level Calibration

Volume Inj. : 1uL
Signal Phase : DB-5.625, 30m, 0.25mm 0.5µm
Signal Info : FID

Compound	R.T.	Response	Conc Units
System Monitoring Compounds			
3) S o-terphenyl	14.81	136510	50.45 µg/ml
		Recovery =	100.90%
Target Compounds			
1) H TEPH	10.00	1092175	498.94 µg/ml
2) H Motor Oil	20.00	417816	473.81 µg/ml

(f)=RT Delta > 1/2 Window (m)=manual int.

EB 8/29/08

Quantitation Report

Data File : C:\HPCHEM\5\DATA\08282008\F3F32352.D
Acq On : 28 Aug 08 01:34 PM
Sample : 500ug/mL DRO/MO ICAL
Misc : 100uL ST080313-4 + 900uL HEXANE
Quant Time: Aug 28 16:52 19108

Vial: 4
Operator: edb
Inst : FUELS3
Multiplr: 1.00

Method : C:\HPCHEM\5\METHODS\F082808.M
Title : 8015Bmod, CALuft
Last Update : Thu Aug 28 13:32:52 2008
Response via : Multiple Level Calibration

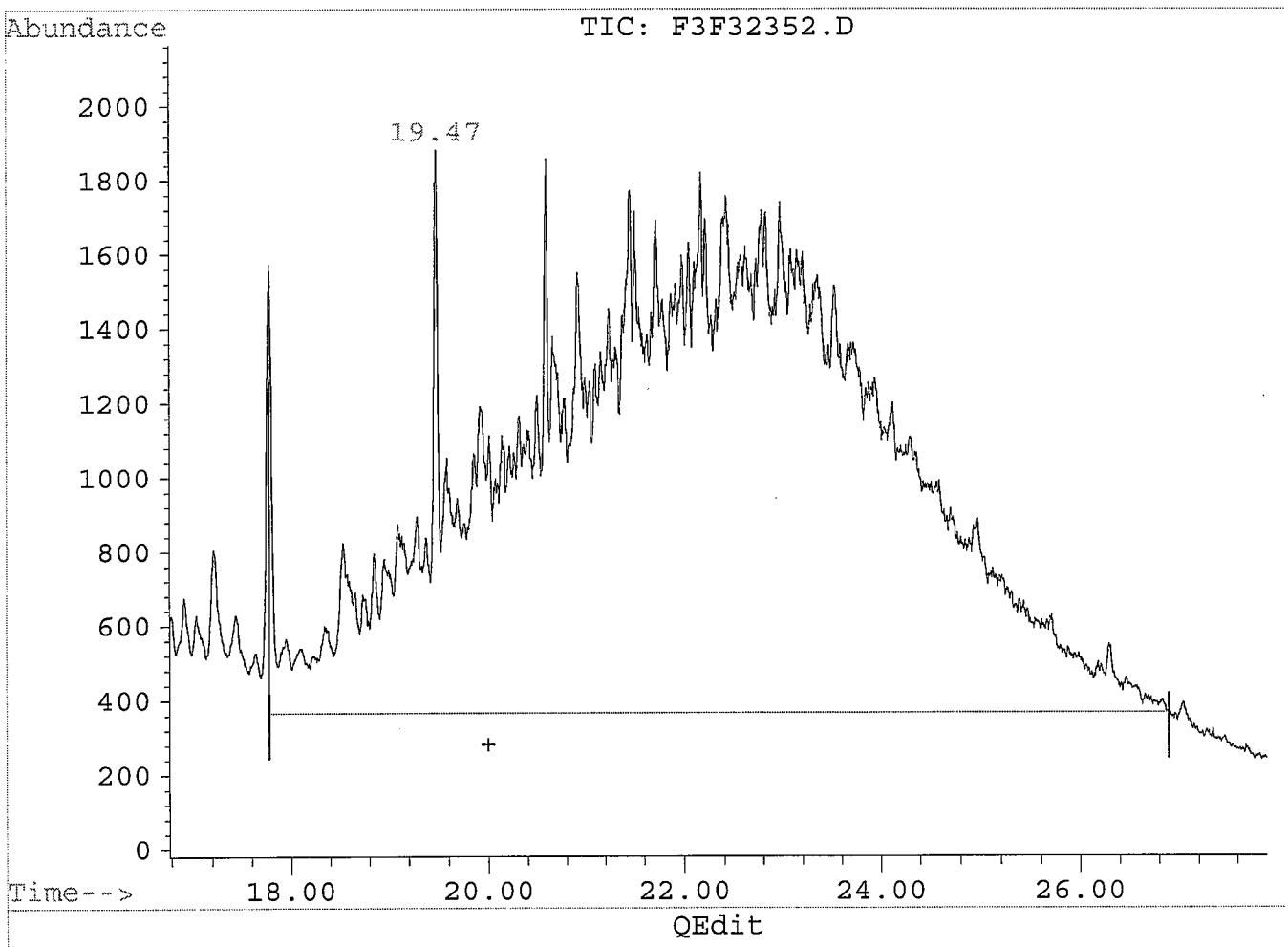

(2) Motor Oil (H)
20.00min 399.33µg/ml m
response 346478

BEFORE

(+) = Expected Retention Time
F3F32352.D F082808.M Thu Aug 28 16:52:43 2008

Quantitation Report

Data File : C:\HPCHEM\5\DATA\08282008\F3F32352.D
Acq On : 28 Aug 08 01:34 PM
Sample : 500ug/mL DRO/MO ICAL
Misc : 100uL ST080313-4 + 900uL HEXANE
Quant Time: Aug 28 16:53 19108

Vial: 4
Operator: edb
Inst : FUELS3
Multiplr: 1.00

Method : C:\HPCHEM\5\METHODS\F082808.M
Title : 8015Bmod, CALuft
Last Update : Thu Aug 28 13:32:52 2008
Response via : Multiple Level Calibration

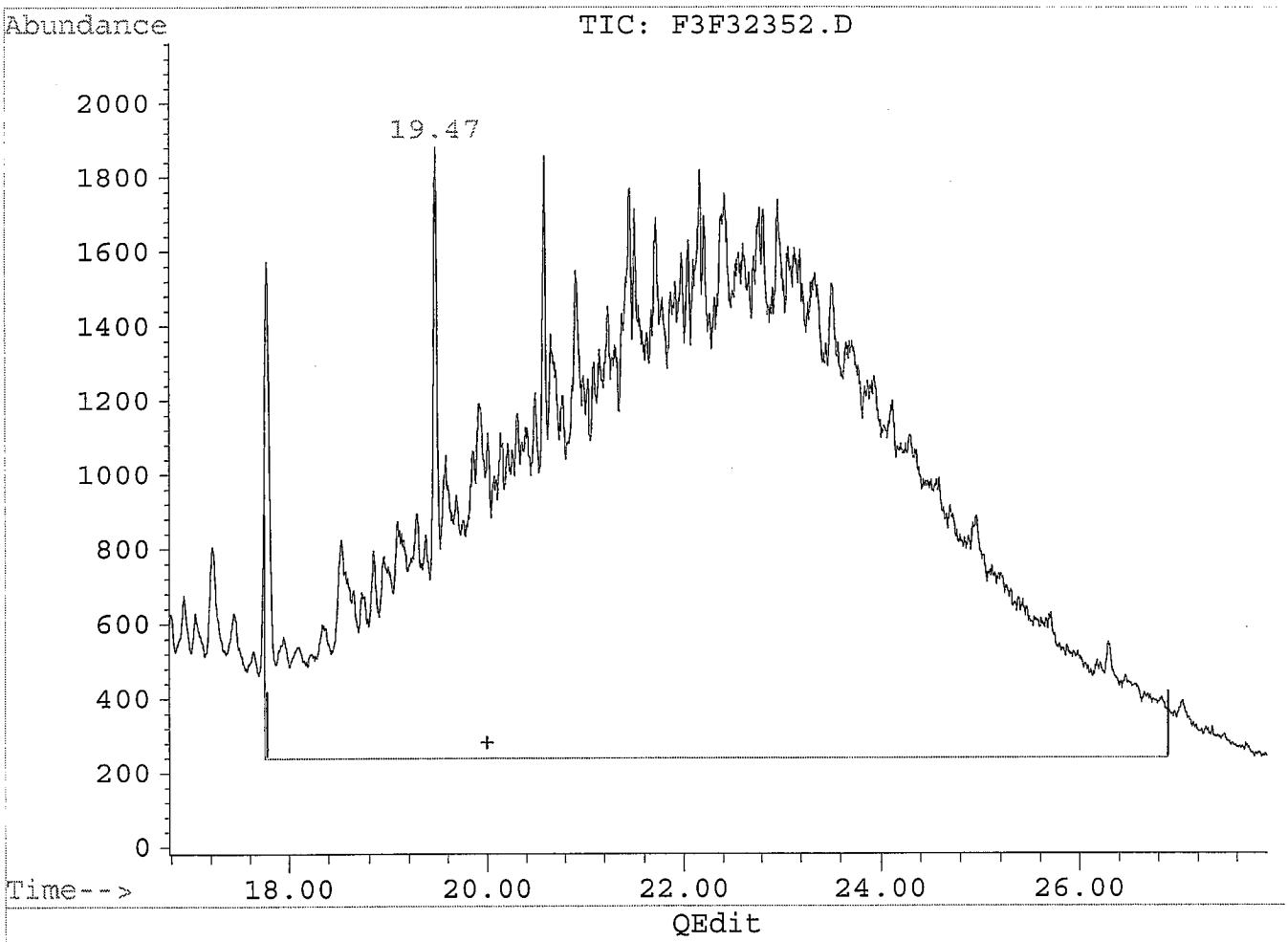

(2) Motor Oil (H)
20.00min 473.81µg/ml m
response 417816

MANUAL RE-INTEGRATION
- ☐ missed peak assignment
- ☐ assigned incorrect name to peak
- ☐ over-integrated peak's area
- ☑ under-integrated peak's area
- ☐ other

initials EB date 8/29/08

(+) = Expected Retention Time
F3F32352.D F082808.M Thu Aug 28 16:53:06 2008

Quantitation Report

Data File : C:\HPCHEM\5\DATA\08282008\F3F32352.D
Acq On : 28 Aug 08 01:34 PM
Sample : 500ug/mL DRO/MO ICAL
Misc : 100uL ST080313-4 + 900uL HEXANE
Quant Time: Aug 28 16:53 19108

Vial: 4
Operator: edb
Inst : FUELS3
Multiplr: 1.00

Method : C:\HPCHEM\5\METHODS\F082808.M
Title : 8015Bmod, CALuft
Last Update : Thu Aug 28 16:53:17 2008
Response via : Multiple Level Calibration

Volume Inj. : 1uL
Signal Phase : DB-5.625, 30m, 0.25mm 0.5µm
Signal Info : FID

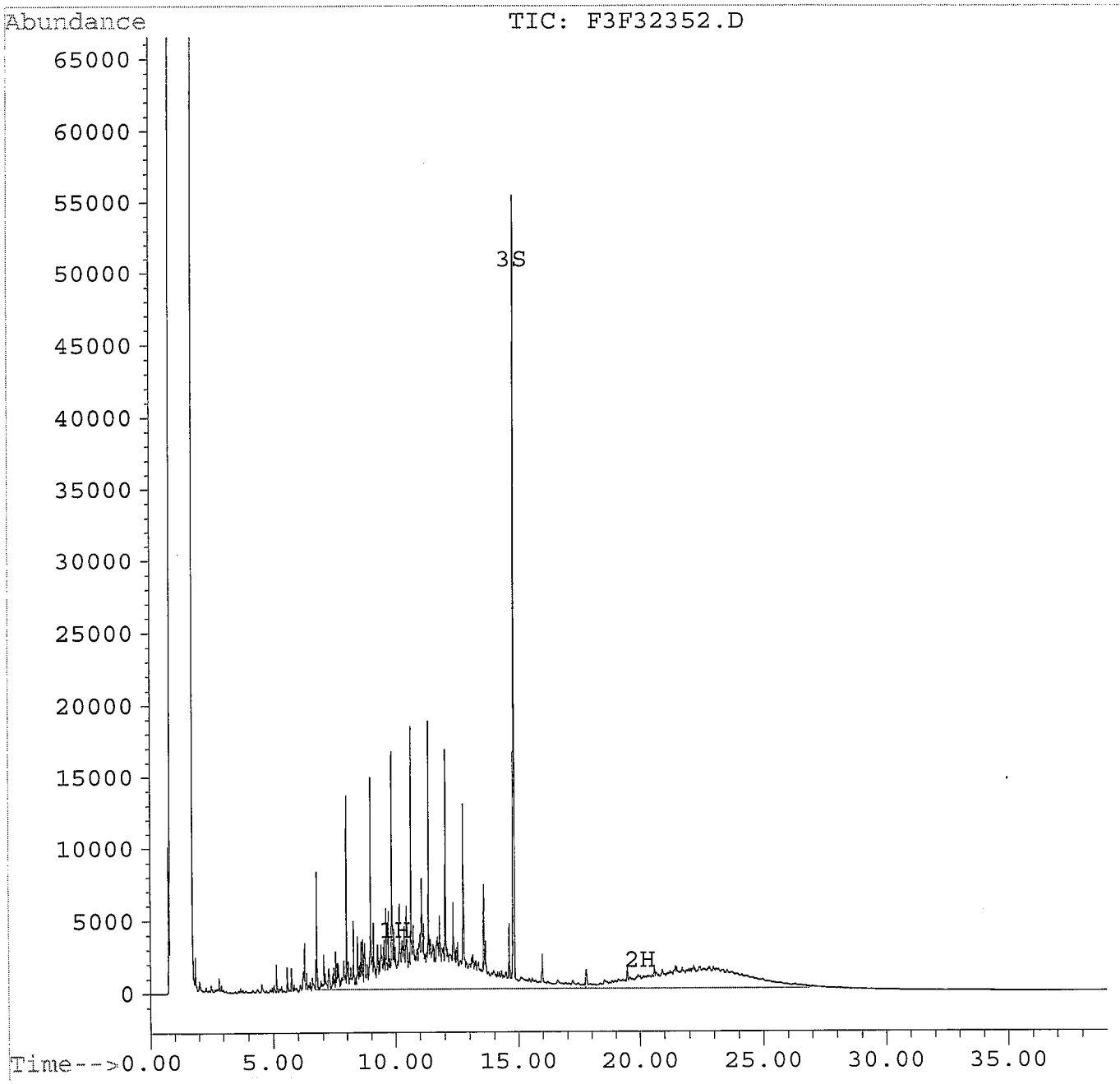

Quantitation Report

Data File : C:\HPCHEM\5\DATA\08282008\F3F32353.D Vial: 5
Acq On : 28 Aug 08 04:52 PM Operator: edb
Sample : 100ug/mL DRO/MO ICAL Inst : FUELS3
Misc : 20uL ST080313-4 + 980uL HEXANE Multiplr: 1.00
Quant Time: Aug 29 7:24 19108

Method : C:\HPCHEM\5\METHODS\F082808.M
Title : 8015Bmod, CALuft
Last Update : Thu Aug 28 19:08:25 2008
Response via : Multiple Level Calibration

Volume Inj. : 1uL
Signal Phase : DB-5.625, 30m, 0.25mm 0.5µm
Signal Info : FID

Compound	R.T.	Response	Conc Units
System Monitoring Compounds			
3) S o-terphenyl	14.80f	27023	9.97 µg/ml
	Recovery	=	19.94%
Target Compounds			
1) H TEPH	10.00	224223	99.03 µg/ml
2) H Motor Oil	20.00	57379	69.02 µg/ml

(f)=RT Delta > 1/2 Window (m)=manual int.

8/29/08

Quantitation Report

Data File : C:\HPCHEM\5\DATA\08282008\F3F32353.D
Acq On : 28 Aug 08 04:52 PM
Sample : 100ug/mL DRO/MO ICAL
Misc : 20uL ST080313-4 + 980uL HEXANE
Quant Time: Aug 28 17:33 19108

Vial: 5
Operator: edb
Inst : FUELS3
Multiplr: 1.00

Method : C:\HPCHEM\5\METHODS\F082808.M
Title : 8015Bmod, CALuft
Last Update : Thu Aug 28 19:08:25 2008
Response via : Multiple Level Calibration

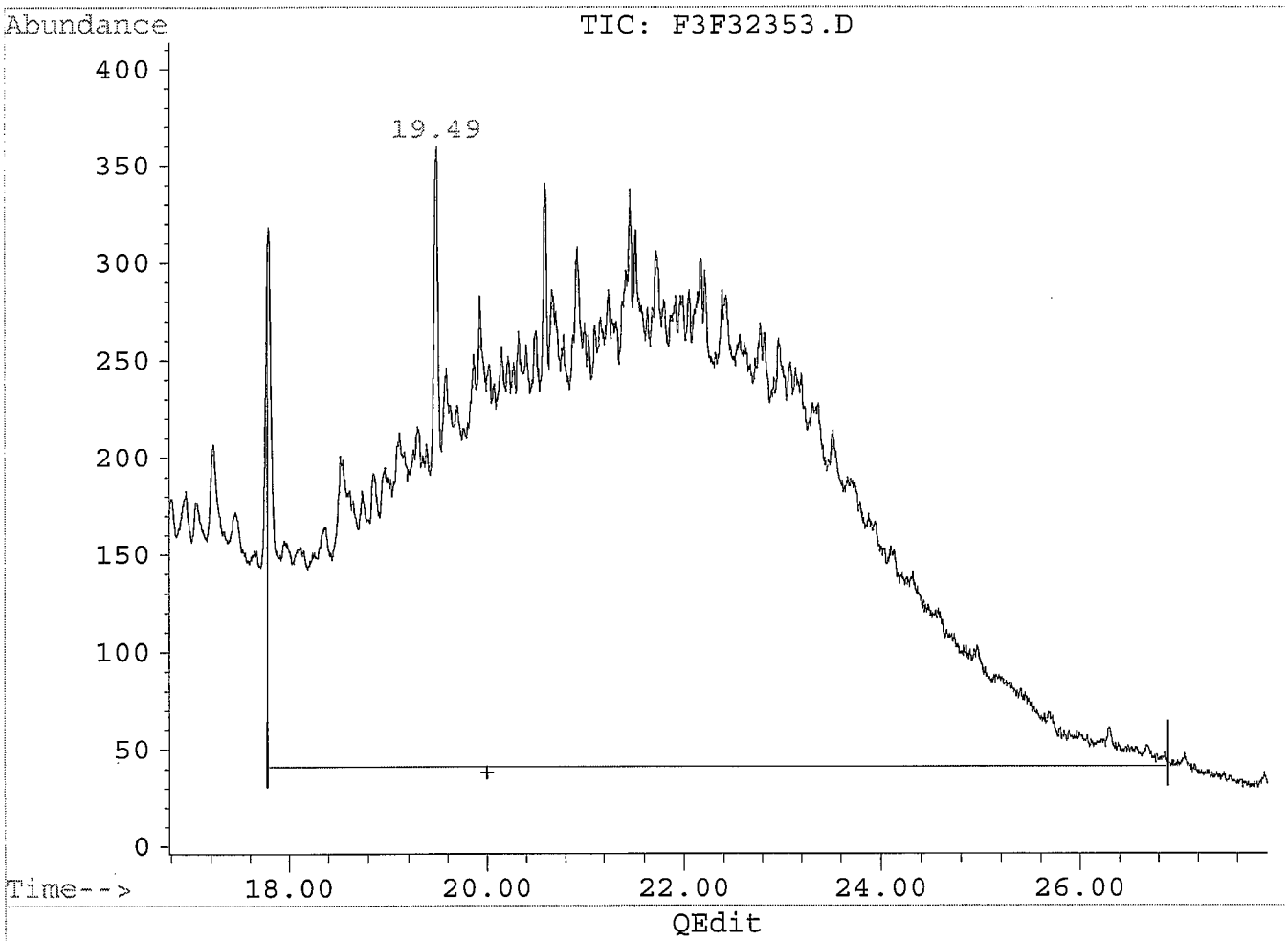

(2) Motor Oil (H)
20.00min 92.24µg/ml m
response 76680

BEFORE

(+) = Expected Retention Time
F3F32353.D F082808.M Fri Aug 29 07:24:20 2008

Quantitation Report

Data File : C:\HPCHEM\5\DATA\08282008\F3F32353.D Vial: 5
Acq On : 28 Aug 08 04:52 PM Operator: edb
Sample : 100ug/mL DRO/MO ICAL Inst : FUELS3
Misc : 20uL ST080313-4 + 980uL HEXANE Multiplr: 1.00
Quant Time: Aug 29 7:24 19108

Method : C:\HPCHEM\5\METHODS\F082808.M
Title : 8015Bmod, CALuft
Last Update : Thu Aug 28 19:08:25 2008
Response via : Multiple Level Calibration

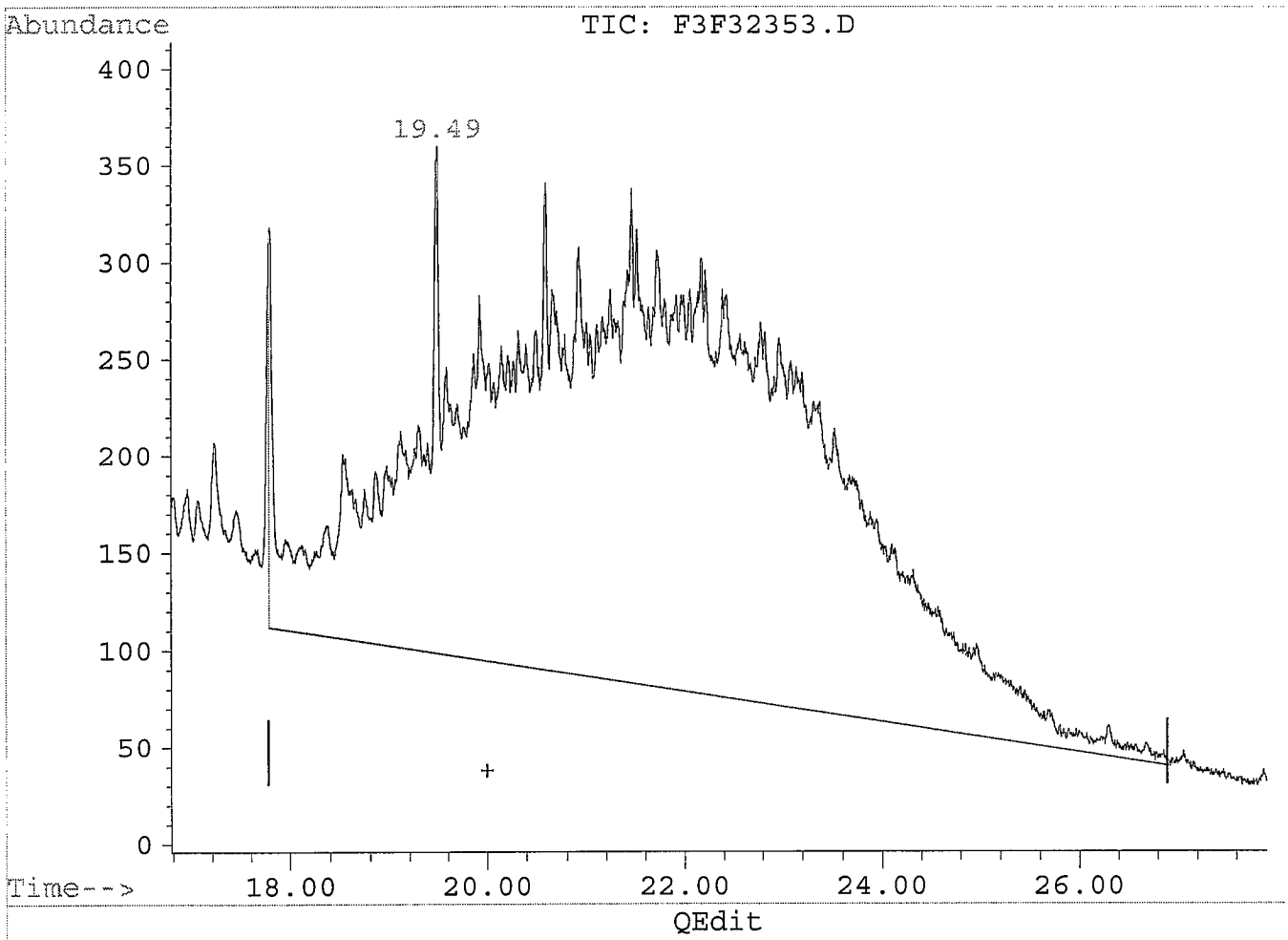

(2) Motor Oil (H)
20.00min 69.02µg/ml m
response 57379

MANUAL RE-INTEGRATION
- [ ] missed peak assignment
- [ ] assigned incorrect name to peak
- [x] over-integrated peak's area
- [ ] under-integrated peak's area
- [ ] other

initials EB date 8/29/08

(+) = Expected Retention Time
F3F32353.D F082808.M Fri Aug 29 07:25:08 2008

Quantitation Report

Data File : C:\HPCHEM\5\DATA\08282008\F3F32353.D
Acq On : 28 Aug 08 04:52 PM
Sample : 100ug/mL DRO/MO ICAL
Misc : 20uL ST080313-4 + 980uL HEXANE
Quant Time: Aug 29 7:24 19108

Vial: 5
Operator: edb
Inst : FUELS3
Multiplr: 1.00

Method : C:\HPCHEM\5\METHODS\F082808.M
Title : 8015Bmod, CALuft
Last Update : Thu Aug 28 19:08:25 2008
Response via : Multiple Level Calibration

Volume Inj. : 1uL
Signal Phase : DB-5.625, 30m, 0.25mm 0.5µm
Signal Info : FID

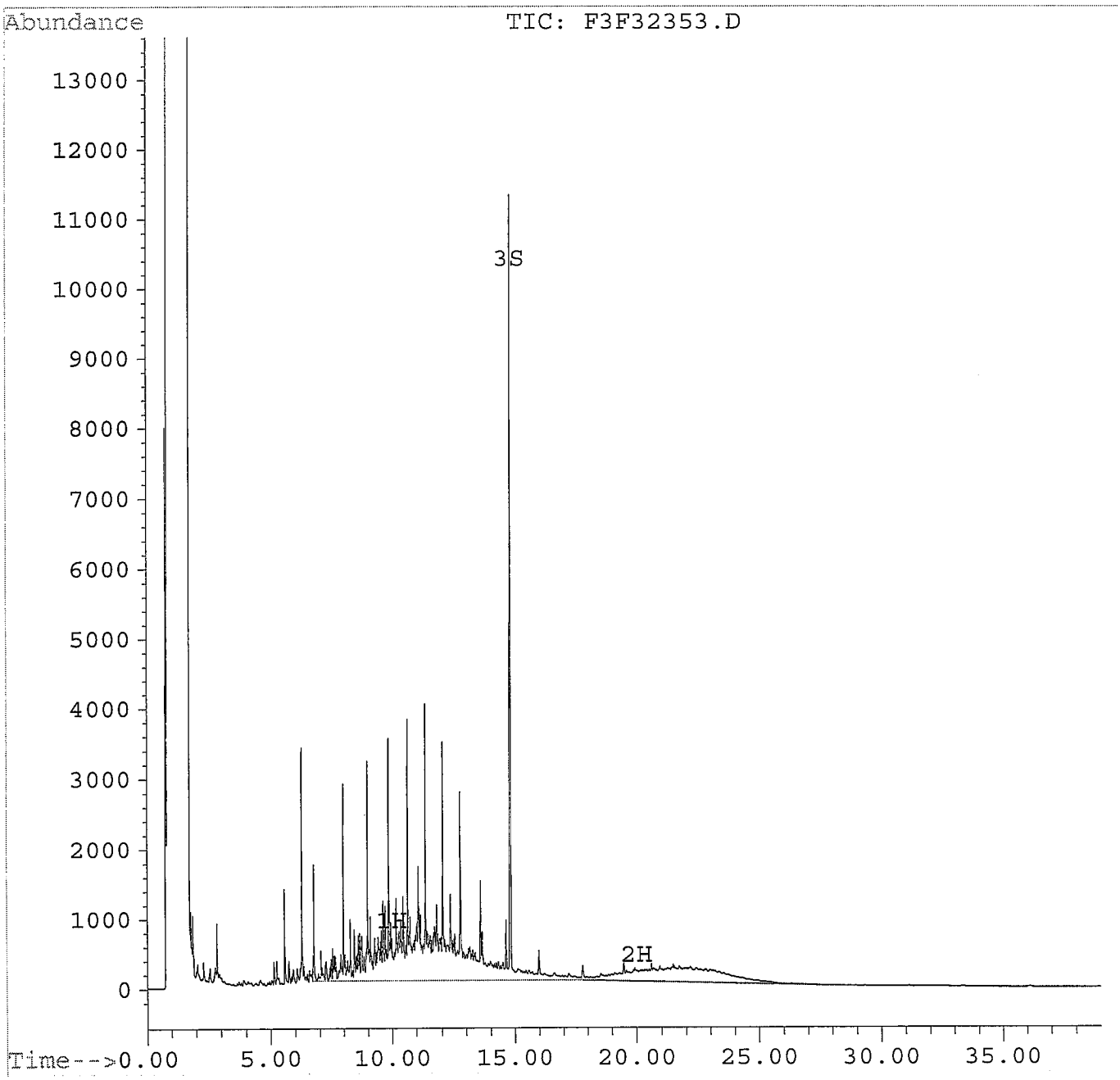

Quantitation Report

Data File : C:\HPCHEM\5\DATA\08282008\F3F32354.D Vial: 6
Acq On : 28 Aug 08 05:38 PM Operator: edb
Sample : 20ug/mL DRO/MO ICAL Inst : FUELS3
Misc : 4uL ST080313-4 + 996uL HEXANE Multiplr: 1.00
Quant Time: Aug 28 18:21 19108

Method : C:\HPCHEM\5\METHODS\F082808.M
Title : 8015Bmod, CALuft
Last Update : Thu Aug 28 18:20:21 2008
Response via : Multiple Level Calibration

Volume Inj. : 1uL
Signal Phase : DB-5.625, 30m, 0.25mm 0.5µm
Signal Info : FID

Compound	R.T.	Response	Conc Units
System Monitoring Compounds			
3) S o-terphenyl	14.79f	5499	2.03 µg/ml
	Recovery	=	4.06%
Target Compounds			
1) H TEPH	10.00	44266	20.14 µg/ml
2) H Motor Oil	20.00	17004	20.86 µg/ml

(f)=RT Delta > 1/2 Window (m)=manual int.

Quantitation Report

Data File : C:\HPCHEM\5\DATA\08282008\F3F32354.D
Acq On : 28 Aug 08 05:38 PM
Sample : 20ug/mL DRO/MO ICAL
Misc : 4uL ST080313-4 + 996uL HEXANE
Quant Time: Aug 28 18:19 19108

Vial: 6
Operator: edb
Inst : FUELS3
Multiplr: 1.00

Method : C:\HPCHEM\5\METHODS\F082808.M
Title : 8015Bmod, CALuft
Last Update : Thu Aug 28 17:34:26 2008
Response via : Multiple Level Calibration

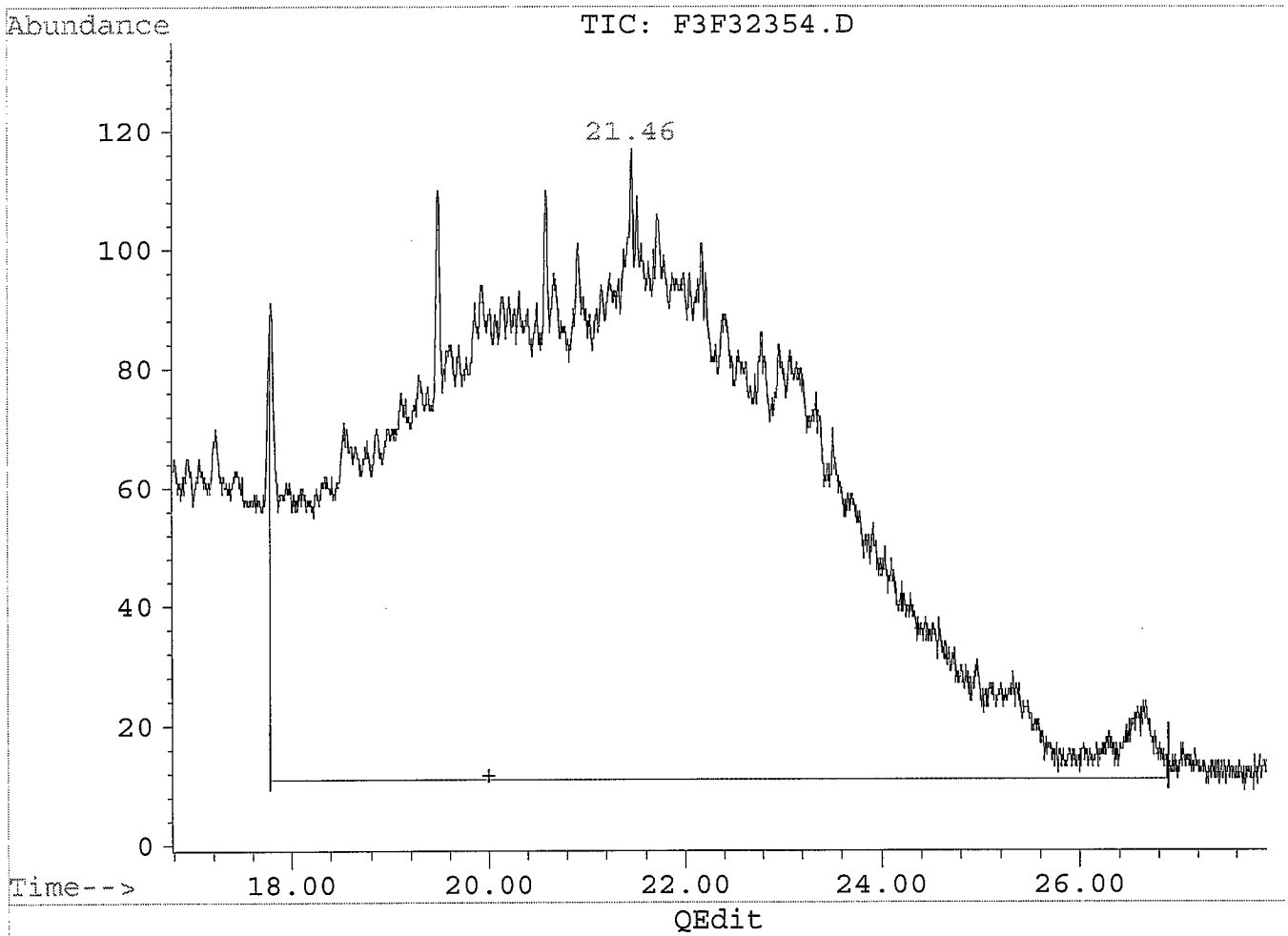

(2) Motor Oil (H)
20.00min 33.70µg/ml m
response 27471

BEFORE

(+) = Expected Retention Time
F3F32354.D F082808.M Thu Aug 28 18:20:43 2008

Quantitation Report

Data File : C:\HPCHEM\5\DATA\08282008\F3F32354.D
Acq On : 28 Aug 08 05:38 PM
Sample : 20ug/mL DRO/MO ICAL
Misc : 4uL ST080313-4 + 996uL HEXANE
Quant Time: Aug 28 18:21 19108

Vial: 6
Operator: edb
Inst : FUELS3
Multiplr: 1.00

Method : C:\HPCHEM\5\METHODS\F082808.M
Title : 8015Bmod, CALuft
Last Update : Thu Aug 28 17:34:26 2008
Response via : Multiple Level Calibration

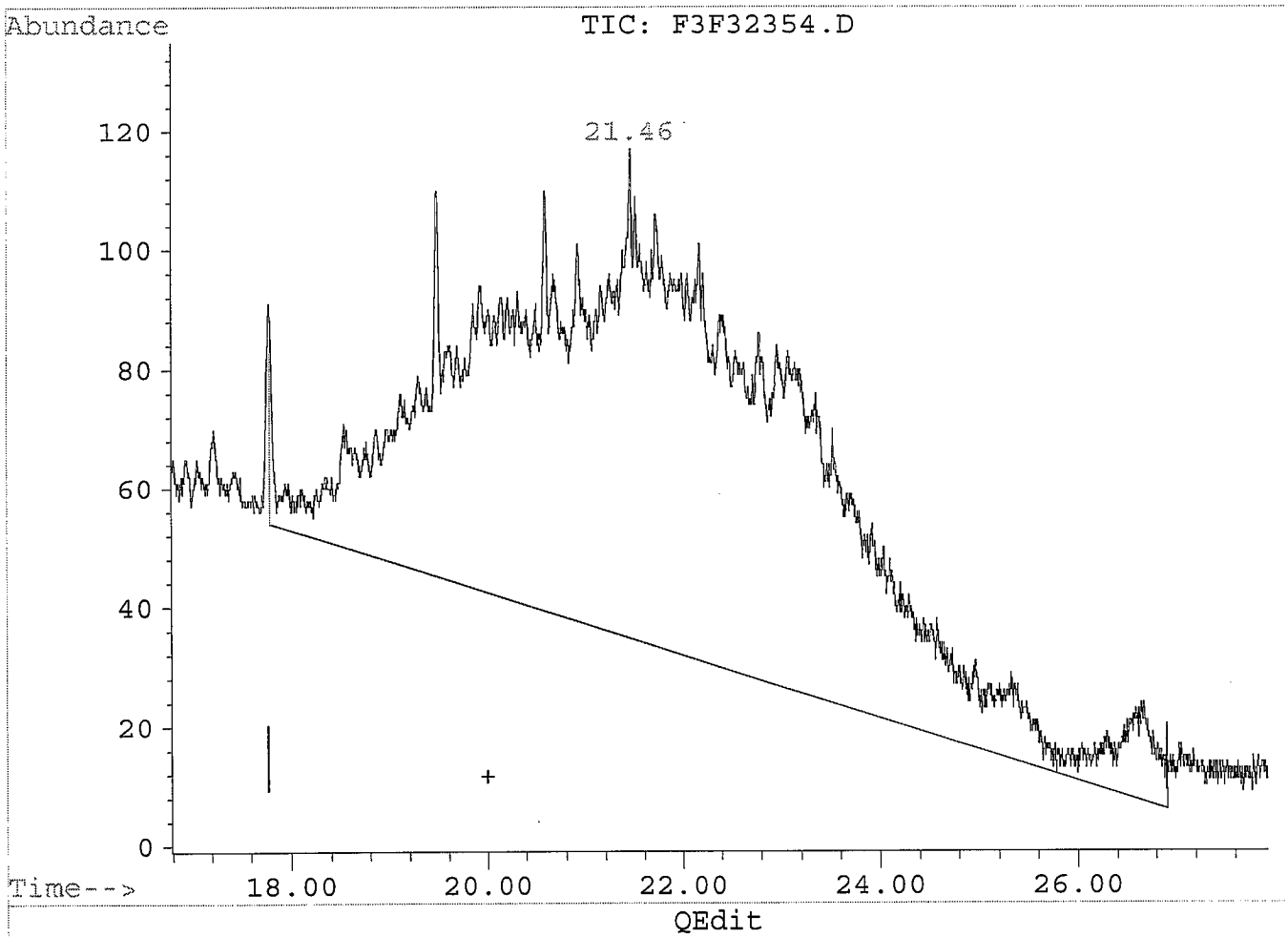

(2) Motor Oil (H)
20.00min 20.86µg/ml m
response 17004

MANUAL RE-INTEGRATION
- [ ] missed peak assignment
- [ ] assigned incorrect name to peak
- [x] over-integrated peak's area
- [ ] under-integrated peak's area
- [ ] other

initials EB date 8/29/08

(+) = Expected Retention Time
F3F32354.D F082808.M Thu Aug 28 18:21:49 2008

Quantitation Report

Data File : C:\HPCHEM\5\DATA\08282008\F3F32354.D
Acq On : 28 Aug 08 05:38 PM
Sample : 20ug/mL DRO/MO ICAL
Misc : 4uL ST080313-4 + 996uL HEXANE
Quant Time: Aug 28 18:21 19108

Vial: 6
Operator: edb
Inst : FUELS3
Multiplr: 1.00

Method : C:\HPCHEM\5\METHODS\F082808.M
Title : 8015Bmod, CALuft
Last Update : Thu Aug 28 18:20:21 2008
Response via : Multiple Level Calibration

Volume Inj. : 1uL
Signal Phase : DB-5.625, 30m, 0.25mm 0.5µm
Signal Info : FID

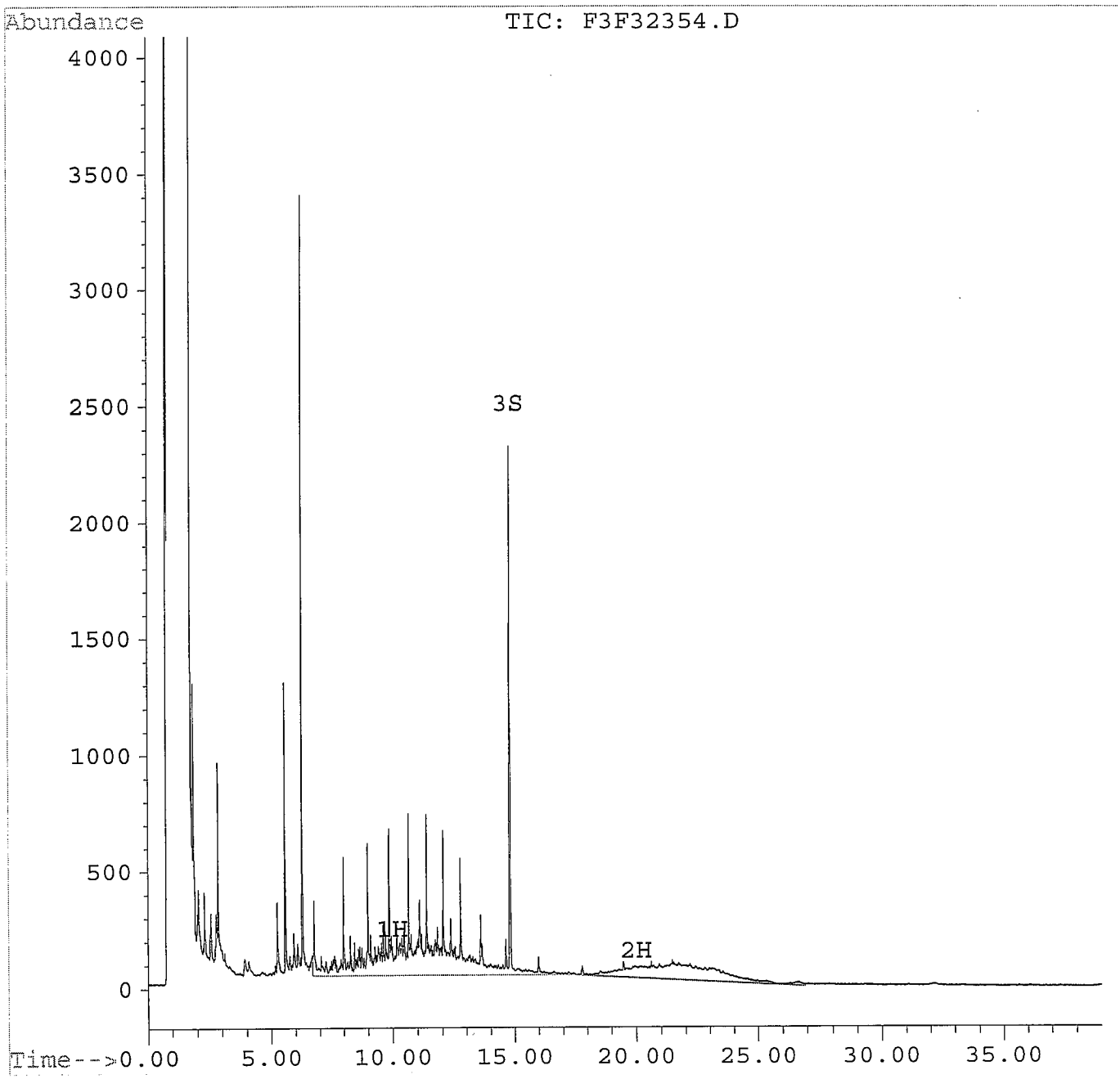

Quantitation Report

Data File : C:\HPCHEM\5\DATA\08282008\F3F32355.D Vial: 7
Acq On : 28 Aug 08 06:24 PM Operator: edb
Sample : 5000ug/mL DRO/MO ICAL Inst : FUELS3
Misc : ST080313-4 Multiplr: 1.00
Quant Time: Aug 28 19:07 19108

Method : C:\HPCHEM\5\METHODS\F082808.M
Title : 8015Bmod, CALuft
Last Update : Thu Aug 28 18:25:10 2008
Response via : Multiple Level Calibration

Volume Inj. : 1uL
Signal Phase : DB-5.625, 30m, 0.25mm 0.5µm
Signal Info : FID

Compound	R.T.	Response	Conc Units
System Monitoring Compounds			
3) S o-terphenyl	14.92f	1392981	512.79 µg/ml
	Recovery	= 1025.58%	
Target Compounds			
1) H TEPH	10.00	11071626	5102.61 µg/ml
2) H Motor Oil	20.00	3528097	4290.99 µg/ml

(f)=RT Delta > 1/2 Window (m)=manual int.

EB 8/29/08

Quantitation Report

Data File : C:\HPCHEM\5\DATA\08282008\F3F32355.D
Acq On : 28 Aug 08 06:24 PM
Sample : 5000ug/mL DRO/MO ICAL
Misc : ST080313-4
Quant Time: Aug 28 19:05 19108

Vial: 7
Operator: edb
Inst : FUELS3
Multiplr: 1.00

Method : C:\HPCHEM\5\METHODS\F082808.M
Title : 8015Bmod, CALuft
Last Update : Thu Aug 28 18:25:10 2008
Response via : Multiple Level Calibration

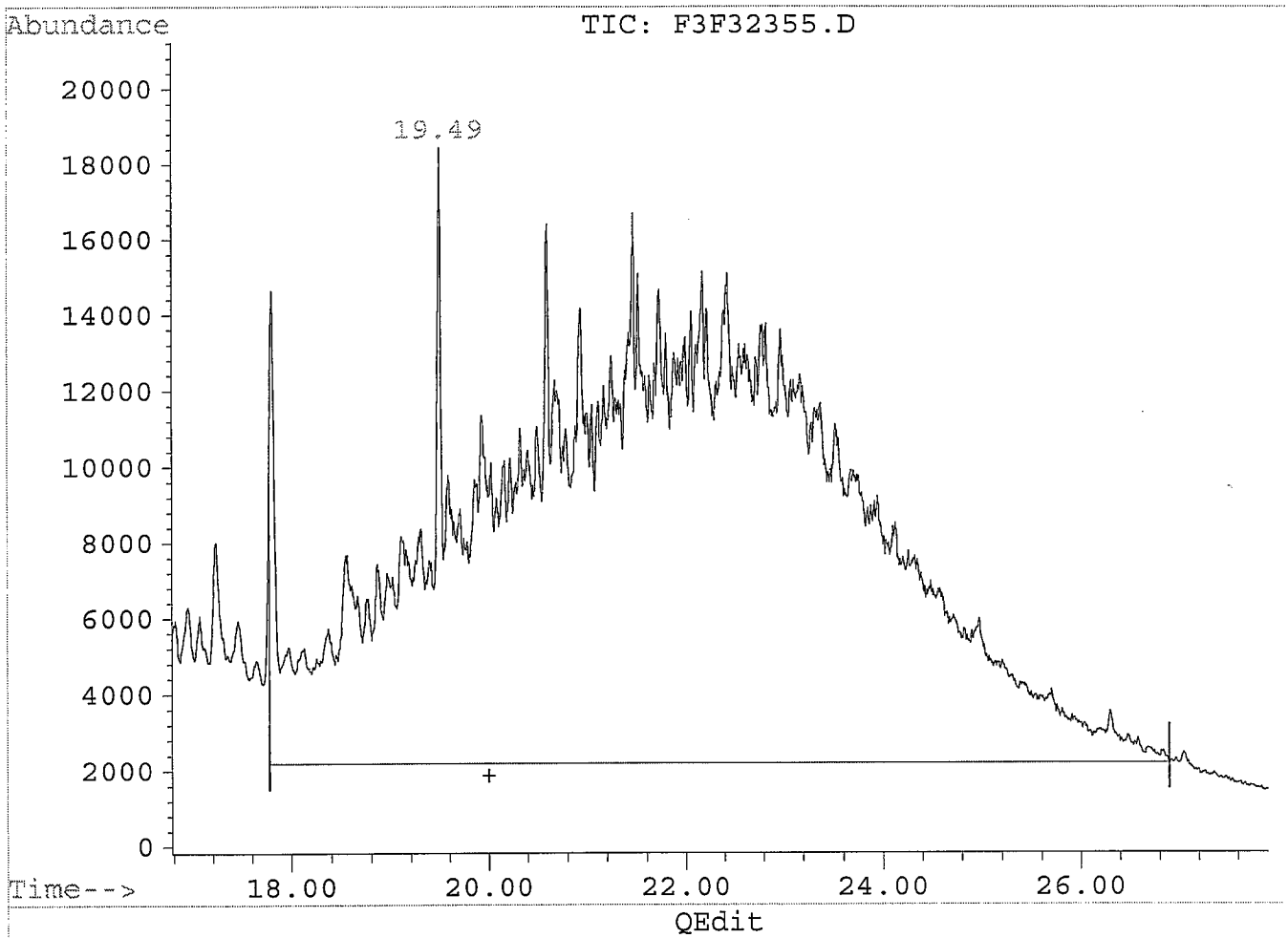

(2) Motor Oil (H)
20.00min 3978.61µg/ml m
response 3271253

BEFORE

(+) = Expected Retention Time
F3F32355.D F082808.M Thu Aug 28 19:06:13 2008

Quantitation Report

Data File : C:\HPCHEM\5\DATA\08282008\F3F32355.D
Acq On : 28 Aug 08 06:24 PM
Sample : 5000ug/mL DRO/MO ICAL
Misc : ST080313-4
Quant Time: Aug 28 19:07 19108

Vial: 7
Operator: edb
Inst : FUELS3
Multiplr: 1.00

Method : C:\HPCHEM\5\METHODS\F082808.M
Title : 8015Bmod, CALuft
Last Update : Thu Aug 28 18:25:10 2008
Response via : Multiple Level Calibration

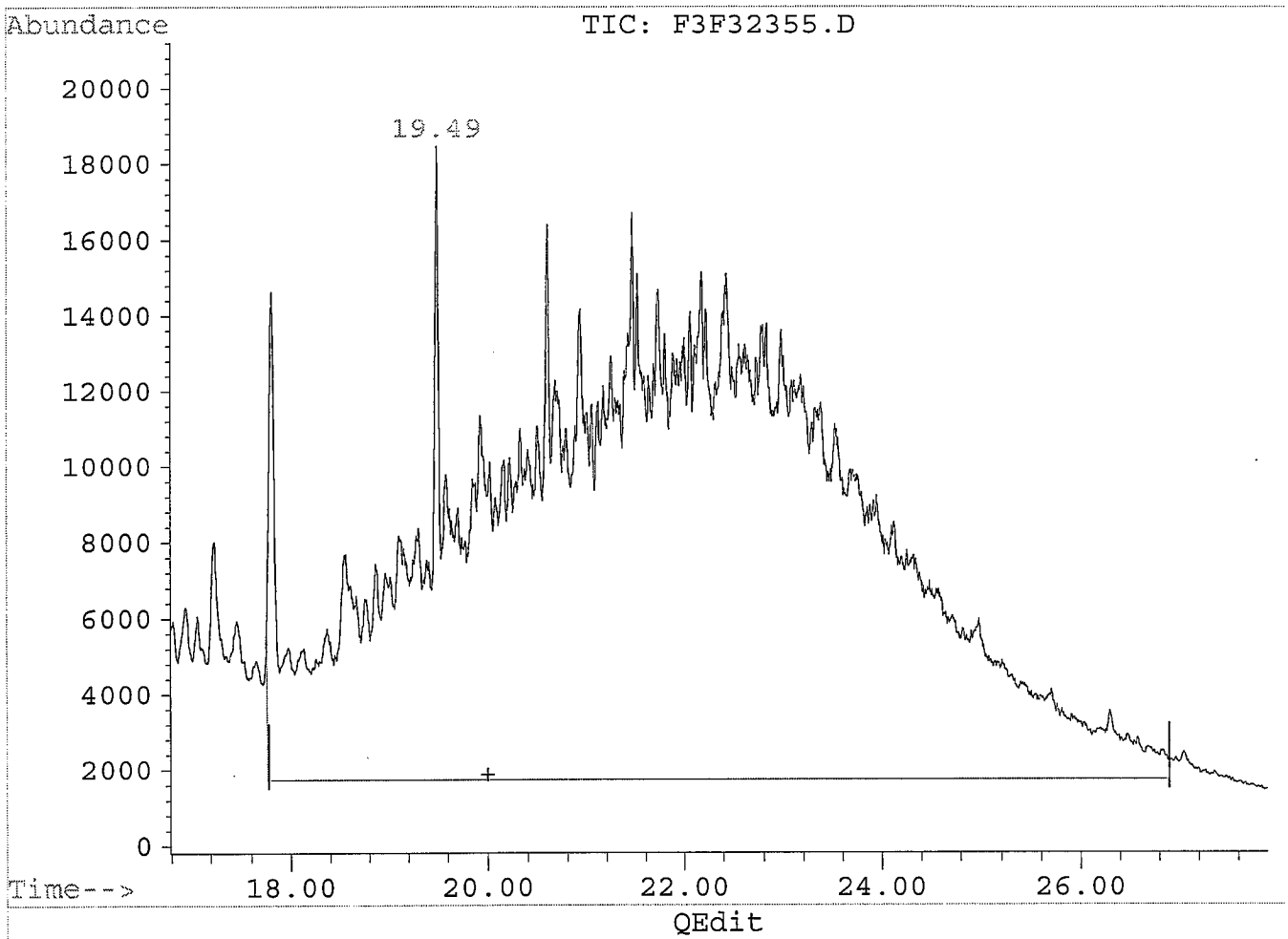

(2) Motor Oil (H)
20.00min 4290.99µg/ml m
response 3528097

MANUAL RE-INTEGRATION
- [ ] missed peak assignment
- [ ] assigned incorrect name to peak
- [ ] over-integrated peak's area
- [x] under-integrated peak's area
- [ ] other _____

initials EB date 8/29/08

(+) = Expected Retention Time
F3F32355.D F082808.M Thu Aug 28 19:07:44 2008

Quantitation Report

Data File : C:\HPCHEM\5\DATA\08282008\F3F32355.D
Acq On : 28 Aug 08 06:24 PM
Sample : 5000ug/mL DRO/MO ICAL
Misc : ST080313-4
Quant Time: Aug 28 19:07 19108

Vial: 7
Operator: edb
Inst : FUELS3
Multiplr: 1.00

Method : C:\HPCHEM\5\METHODS\F082808.M
Title : 8015Bmod, CALuft
Last Update : Thu Aug 28 18:25:10 2008
Response via : Multiple Level Calibration

Volume Inj. : 1uL
Signal Phase : DB-5.625, 30m, 0.25mm 0.5µm
Signal Info : FID

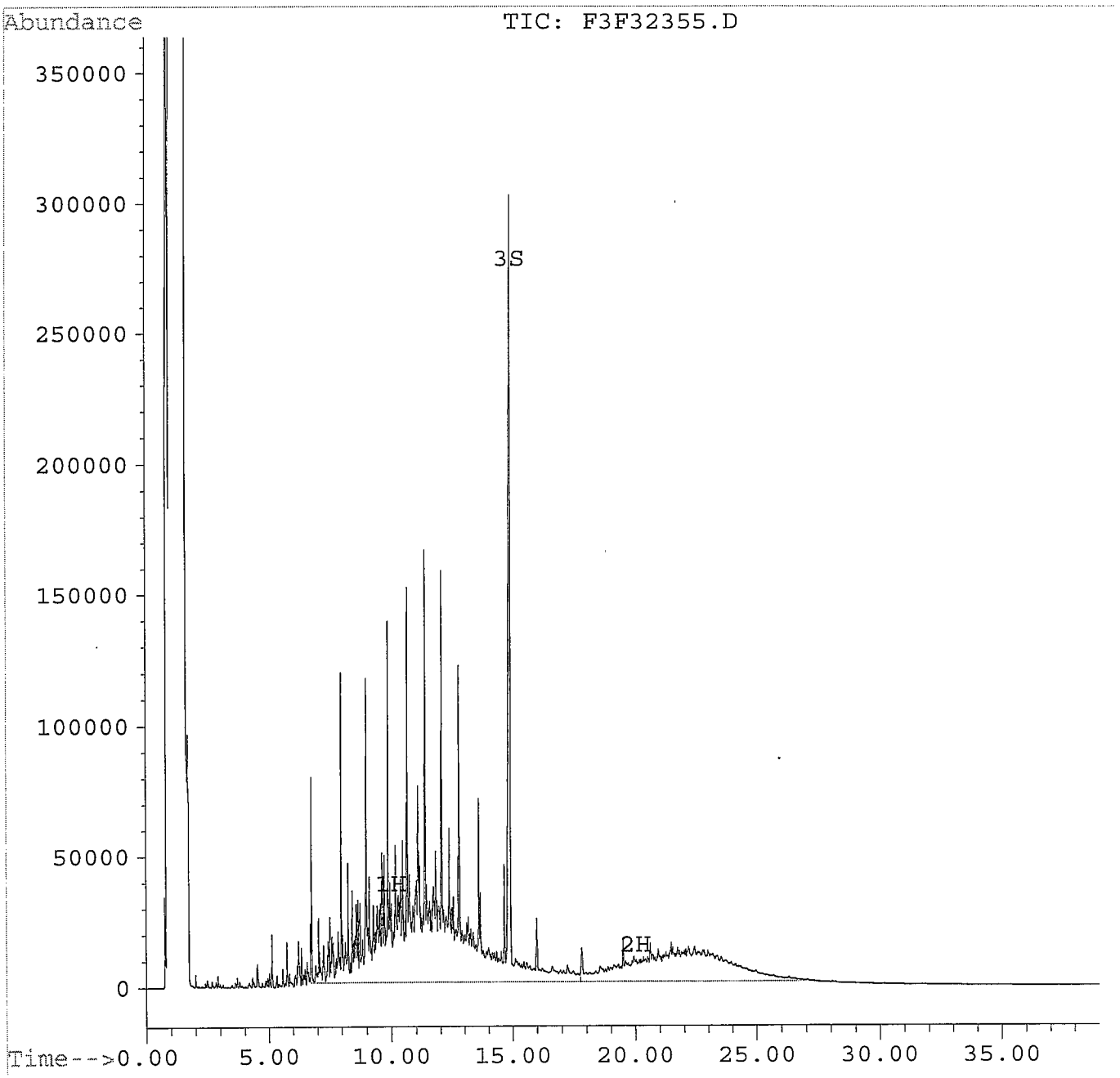

Quantitation Report

Data File : C:\HPCHEM\5\DATA\08282008\F3F32356.D Vial: 8
Acq On : 28 Aug 08 08:47 PM Operator: edb
Sample : 500/600ug/mL DRO/MO ICV Inst : FUELS3
Misc : 120uL ST080313-6+100uL ST071213-11 +780u Multiplr: 1.00
Quant Time: Aug 29 9:29 19108

Method : C:\HPCHEM\5\METHODS\F082808.M
Title : 8015Bmod, CALuft
Last Update : Fri Aug 29 07:32:59 2008
Response via : Multiple Level Calibration

Volume Inj. : 1uL
Signal Phase : DB-5.625, 30m, 0.25mm 0.5µm
Signal Info : FID

Compound	R.T.	Response	Conc Units
System Monitoring Compounds			
3) S o-terphenyl	0.00	0	N.D. µg/ml
	Recovery	=	0.00%
Target Compounds			
1) H TEPH	10.00	1151383	521.74 µg/ml
2) H Motor Oil	20.00	507999	659.22 µg/ml

(f)=RT Delta > 1/2 Window (m)=manual int.

Quantitation Report

Data File : C:\HPCHEM\5\DATA\08282008\F3F32356.D Vial: 8
Acq On : 28 Aug 08 08:47 PM Operator: edb
Sample : 500/600ug/mL DRO/MO ICV Inst : FUELS3
Misc : 120uL ST080313-6+100uL ST071213-11 +780u Multiplr: 1.00
Quant Time: Aug 29 9:28 19108

Method : C:\HPCHEM\5\METHODS\F082808.M
Title : 8015Bmod, CALuft
Last Update : Fri Aug 29 07:32:59 2008
Response via : Multiple Level Calibration

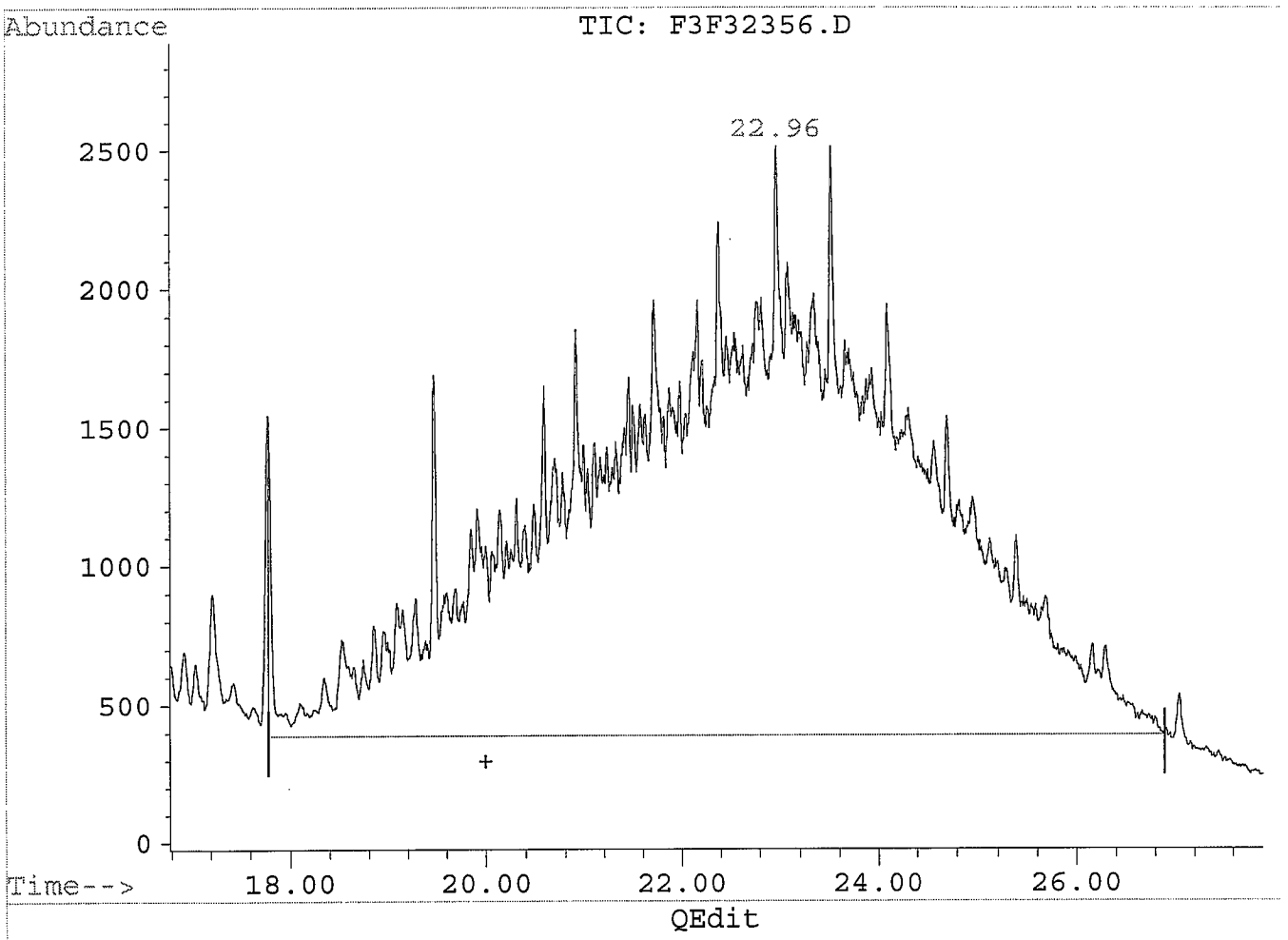

(2) Motor Oil (H)
20.00min 534.29µg/ml m
response 411729

BEFORE

(+) = Expected Retention Time
F3F32356.D F082808.M Fri Aug 29 09:28:28 2008

Quantitation Report

Data File : C:\HPCHEM\5\DATA\08282008\F3F32356.D Vial: 8
Acq On : 28 Aug 08 08:47 PM Operator: edb
Sample : 500/600ug/mL DRO/MO ICV Inst : FUELS3
Misc : 120uL ST080313-6+100uL ST071213-11 +780u Multiplr: 1.00
Quant Time: Aug 29 9:29 19108

Method : C:\HPCHEM\5\METHODS\F082808.M
Title : 8015Bmod, CALuft
Last Update : Fri Aug 29 07:32:59 2008
Response via : Multiple Level Calibration

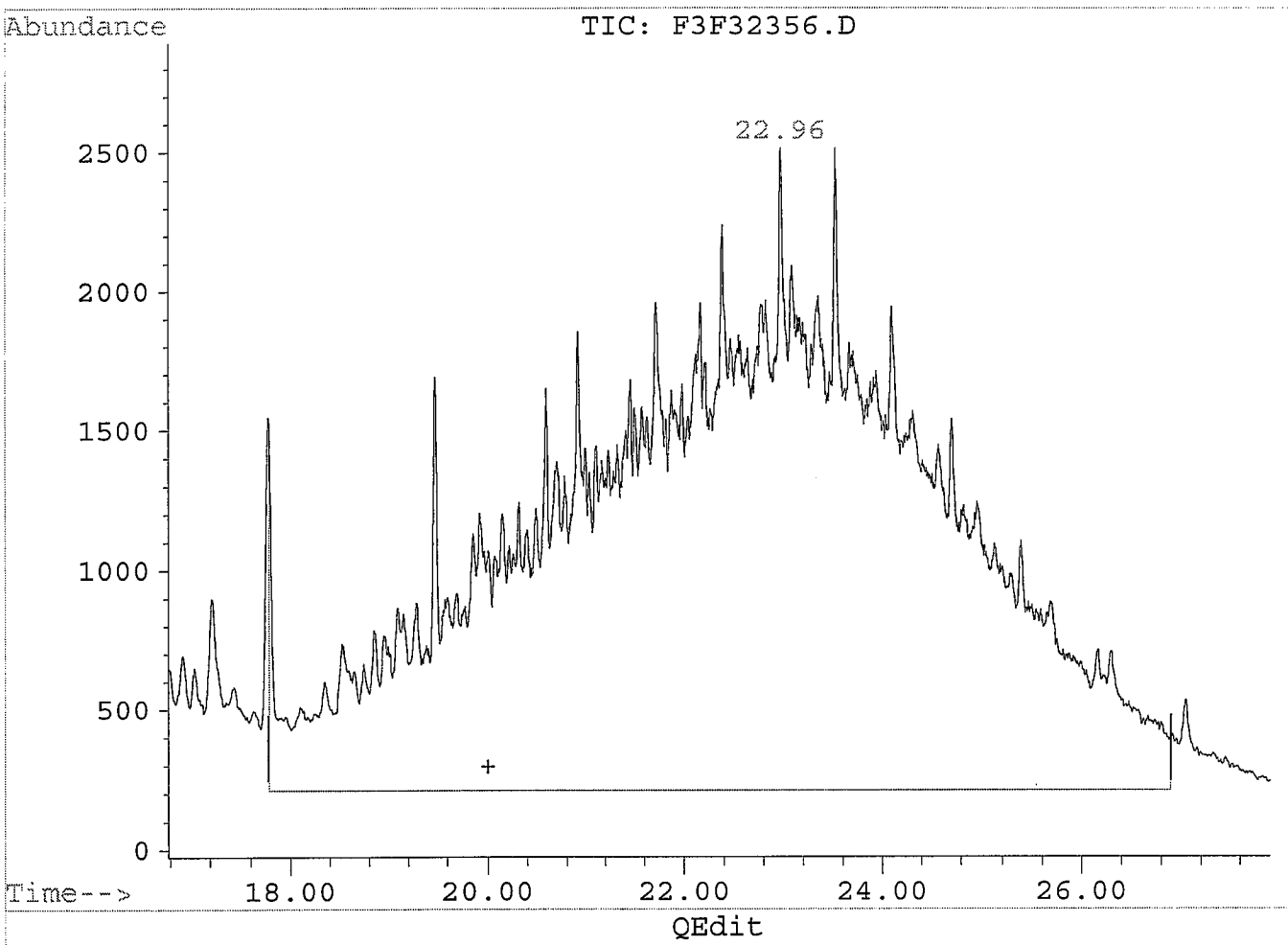

(2) Motor Oil (H)
20.00min 659.22µg/ml m
response 507999

MANUAL RE-INTEGRATION
- ☐ missed peak assignment
- ☐ assigned incorrect name to peak
- ☐ over-integrated peak's area
- ☑ under-integrated peak's area
- ☐ other _____

initials EB date 8/29/08

(+) = Expected Retention Time
F3F32356.D F082808.M Fri Aug 29 09:29:31 2008

Quantitation Report

Data File : C:\HPCHEM\5\DATA\08282008\F3F32356.D Vial: 8
Acq On : 28 Aug 08 08:47 PM Operator: edb
Sample : 500/600ug/mL DRO/MO ICV Inst : FUELS3
Misc : 120uL ST080313-6+100uL ST071213-11 +780u Multiplr: 1.00
Quant Time: Aug 29 9:29 19108

Method : C:\HPCHEM\5\METHODS\F082808.M
Title : 8015Bmod, CALuft
Last Update : Fri Aug 29 07:32:59 2008
Response via : Multiple Level Calibration

Volume Inj. : 1uL
Signal Phase : DB-5.625, 30m, 0.25mm 0.5µm
Signal Info : FID

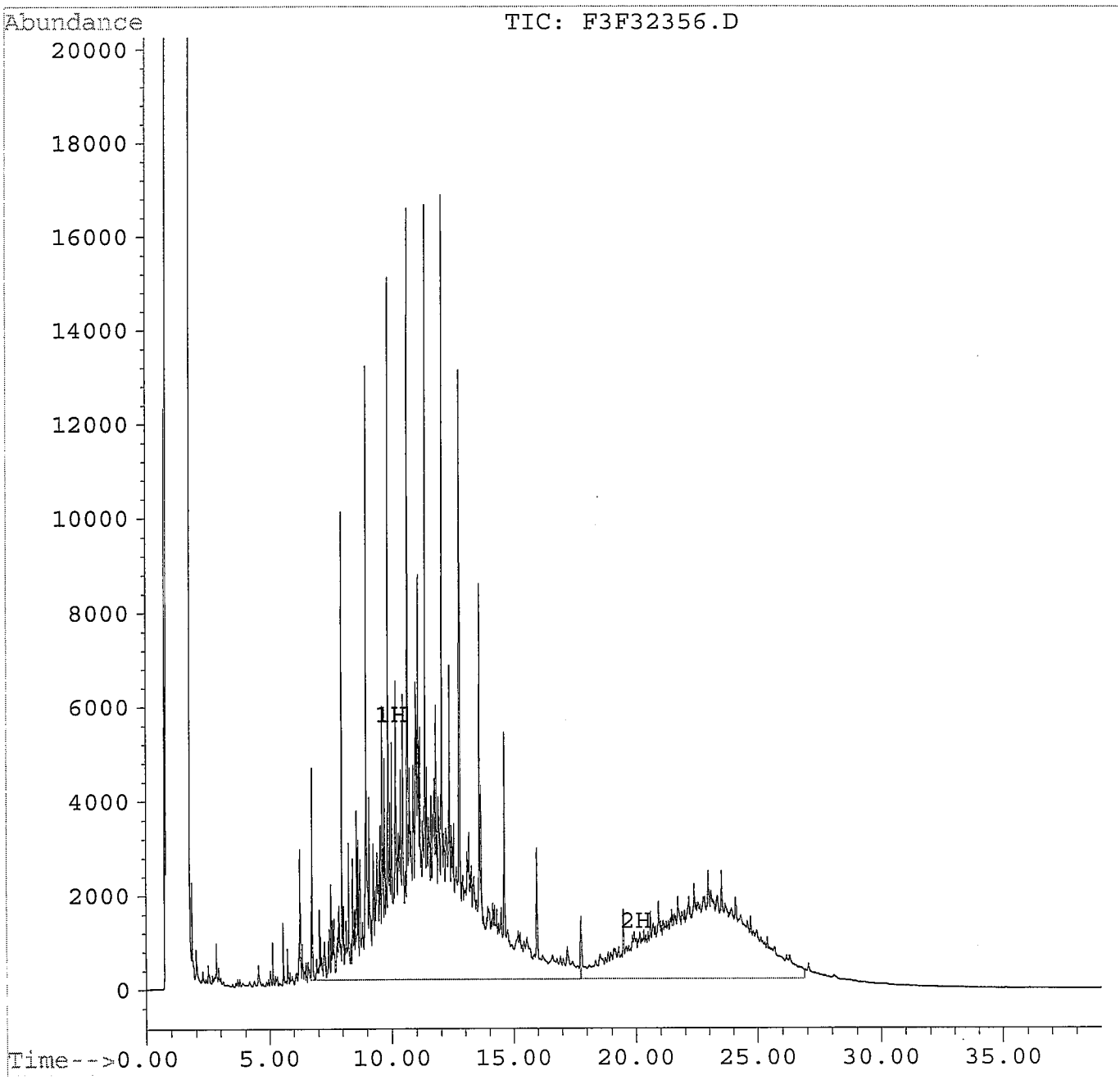

Quantitation Report

Data File : C:\HPCHEM\5\DATA\10102008\F3F32598.D Vial: 9
Acq On : 10 Oct 08 07:56 PM Operator: edb
Sample : 1000ug/mL DRO/MO CCV Inst : FUELS3
Misc : 200uL ST081009-2 + 800uL HEXANE Multiplr: 1.00
Quant Time: Oct 13 8:49 19108

Method : C:\HPCHEM\5\METHODS\F082808.M
Title : 8015Bmod, CALuft
Last Update : Fri Aug 29 07:32:59 2008
Response via : Multiple Level Calibration

Volume Inj. : 1uL
Signal Phase : DB-5.625, 30m, 0.25mm 0.5µm
Signal Info : FID

Compound	R.T.	Response	Conc Units
System Monitoring Compounds			
3) S o-terphenyl	14.77	255457	92.90 µg/ml
	Recovery	=	~~185.80%~~ 10/13/08
Target Compounds			
1) H TEPH	10.00	2013111	912.22 µg/ml
2) H Motor Oil	20.00	788515	1023.23 µg/ml

(f)=RT Delta > 1/2 Window (m)=manual int.

EB 10/13/08

Quantitation Report

Data File : C:\HPCHEM\5\DATA\10102008\F3F32598.D
Acq On : 10 Oct 08 07:56 PM
Sample : 1000ug/mL DRO/MO CCV
Misc : 200uL ST081009-2 + 800uL HEXANE
Quant Time: Oct 13 8:48 19108

Vial: 9
Operator: edb
Inst : FUELS3
Multiplr: 1.00

Method : C:\HPCHEM\5\METHODS\F082808.M
Title : 8015Bmod, CALuft
Last Update : Fri Aug 29 07:32:59 2008
Response via : Multiple Level Calibration

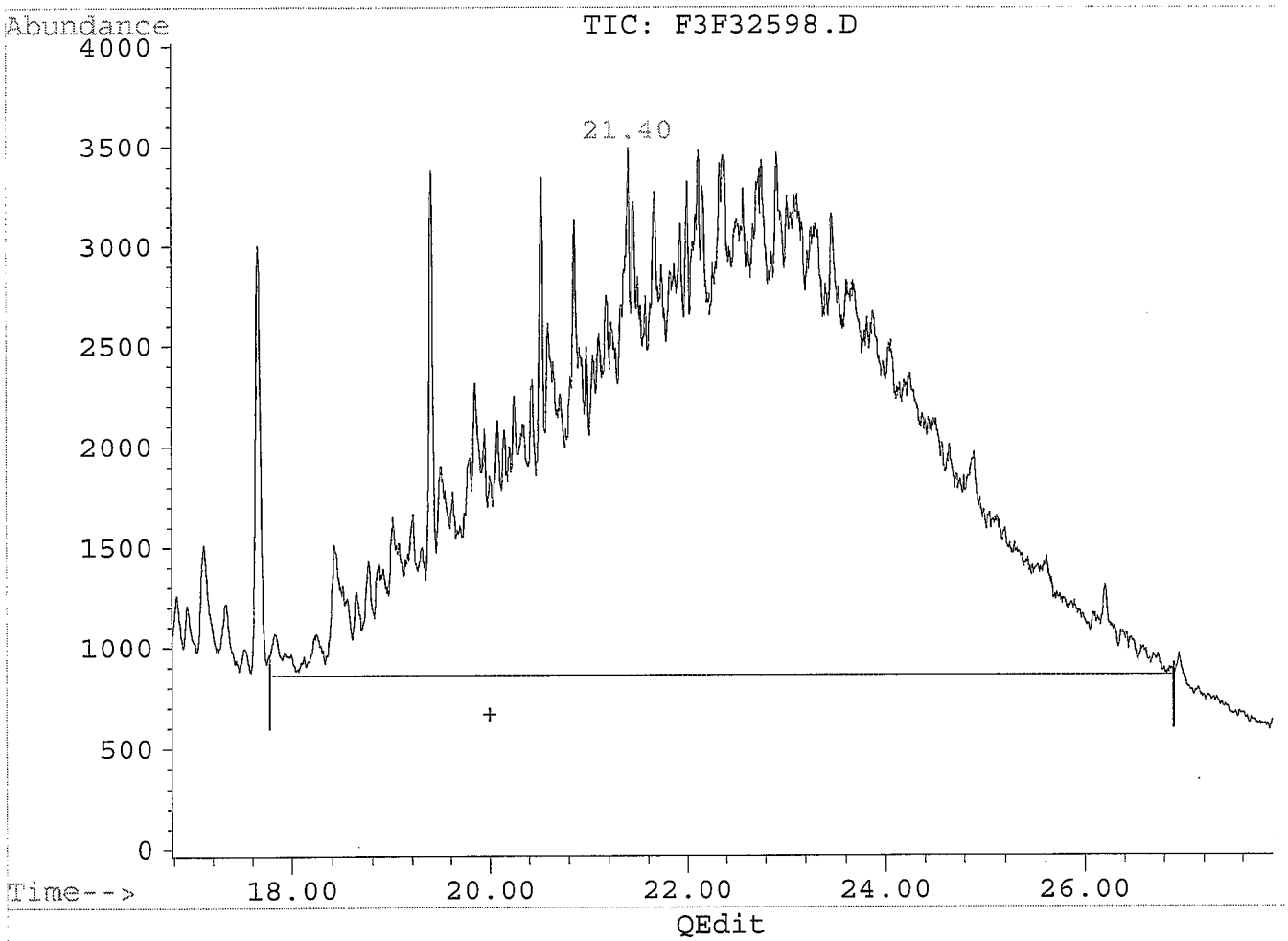

(2) Motor Oil (H)
20.00min 807.07µg/ml m
response 621937

BEFORE

(+) = Expected Retention Time
F3F32598.D F082808.M Mon Oct 13 08:49:04 2008

Quantitation Report

Data File : C:\HPCHEM\5\DATA\10102008\F3F32598.D Vial: 9
Acq On : 10 Oct 08 07:56 PM Operator: edb
Sample : 1000ug/mL DRO/MO CCV Inst : FUELS3
Misc : 200uL ST081009-2 + 800uL HEXANE Multiplr: 1.00
Quant Time: Oct 13 8:49 19108

Method : C:\HPCHEM\5\METHODS\F082808.M
Title : 8015Bmod, CALuft
Last Update : Fri Aug 29 07:32:59 2008
Response via : Multiple Level Calibration

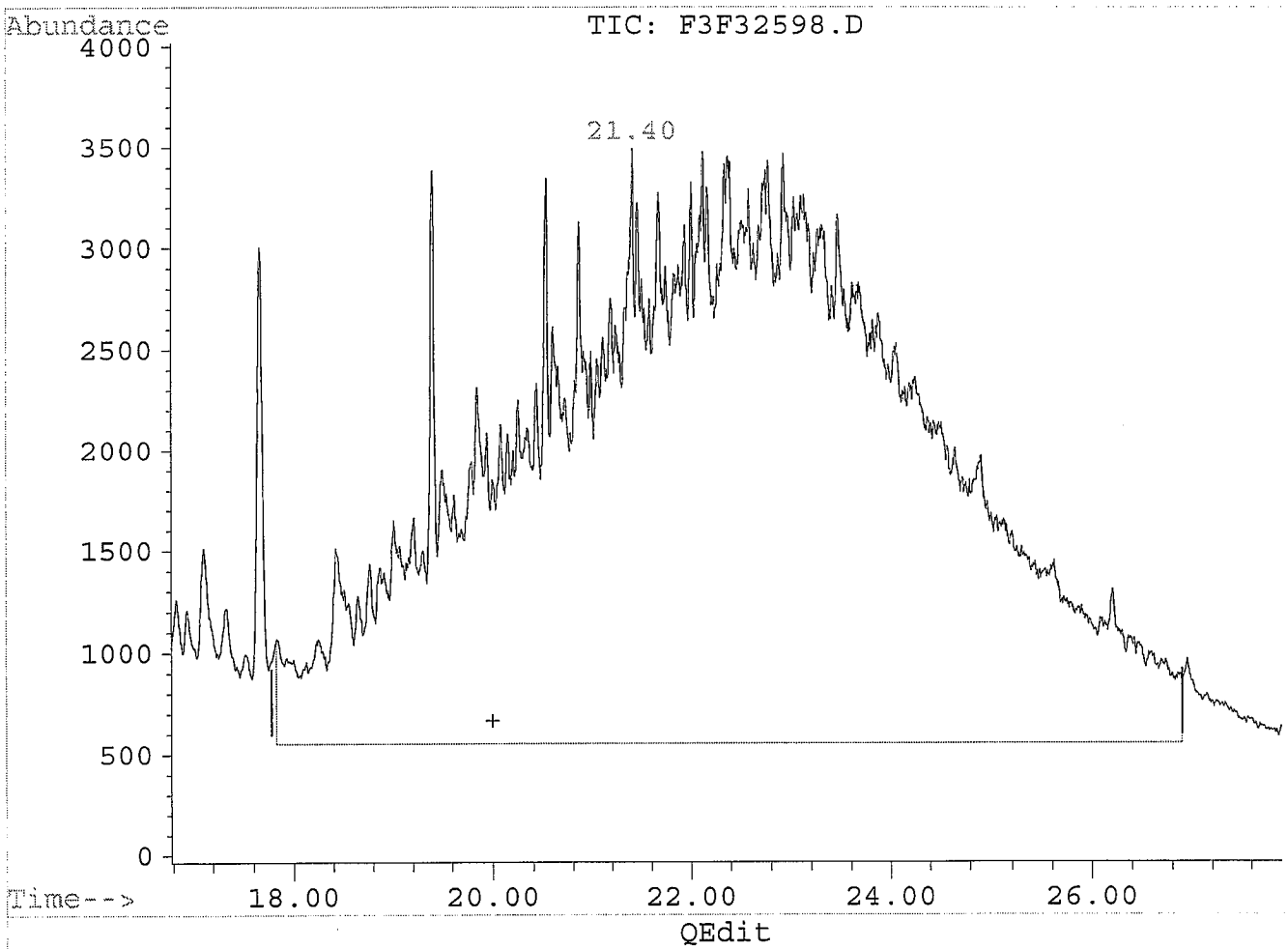

(2) Motor Oil (H)
20.00min 1023.23µg/ml m
response 788515

MANUAL RE-INTEGRATION
- [ ] missed peak assignment
- [ ] assigned incorrect name to peak
- [ ] over-integrated peak's area
- [x] under-integrated peak's area
- [ ] other _____

EB 10/13/08

(+) = Expected Retention Time
F3F32598.D F082808.M Mon Oct 13 08:49:27 2008

Quantitation Report

Data File : C:\HPCHEM\5\DATA\10102008\F3F32598.D Vial: 9
Acq On : 10 Oct 08 07:56 PM Operator: edb
Sample : 1000ug/mL DRO/MO CCV Inst : FUELS3
Misc : 200uL ST081009-2 + 800uL HEXANE Multiplr: 1.00
Quant Time: Oct 13 8:49 19108

Method : C:\HPCHEM\5\METHODS\F082808.M
Title : 8015Bmod, CALuft
Last Update : Fri Aug 29 07:32:59 2008
Response via : Multiple Level Calibration

Volume Inj. : 1uL
Signal Phase : DB-5.625, 30m, 0.25mm 0.5µm
Signal Info : FID

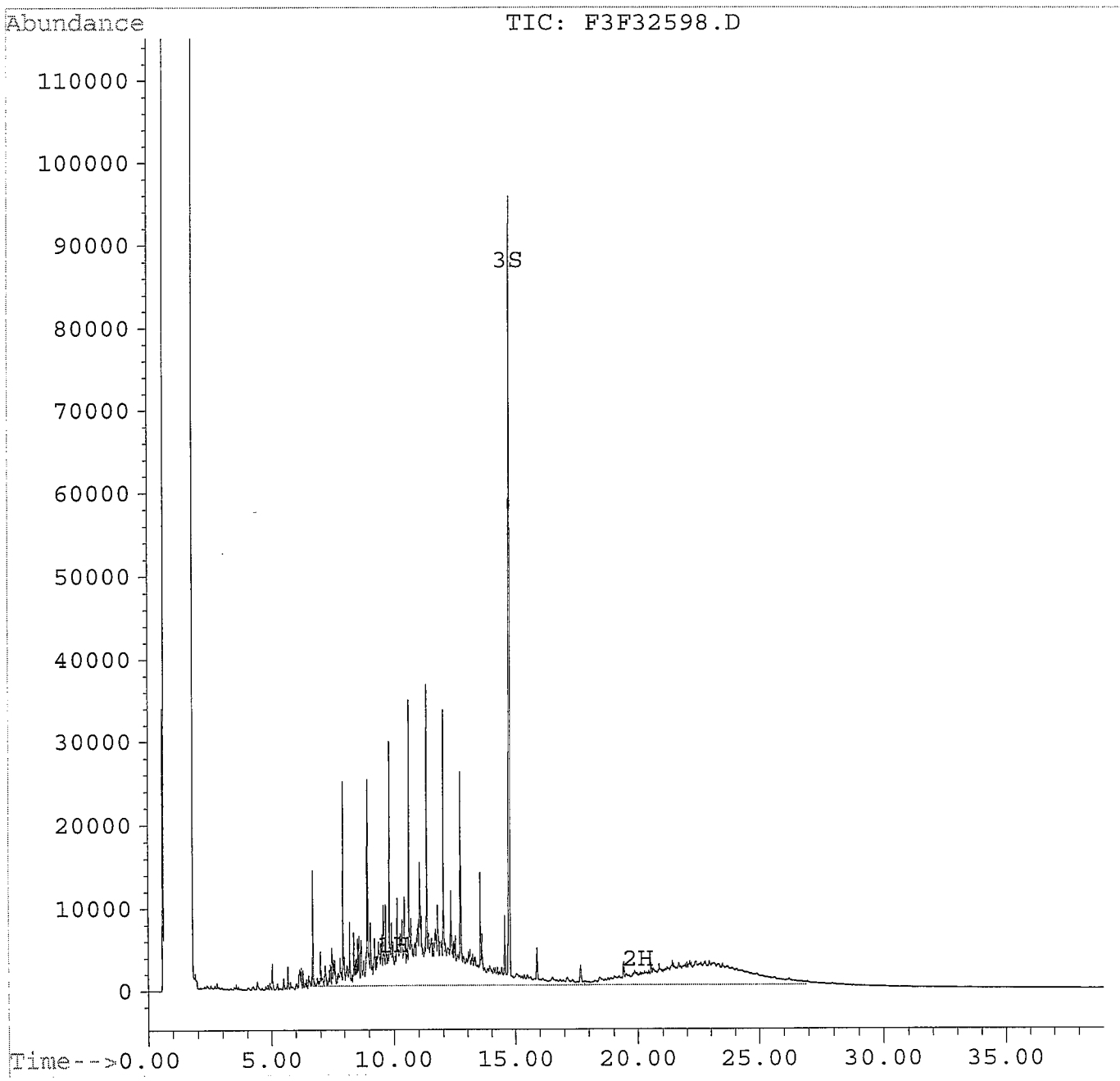

Quantitation Report

Data File : C:\HPCHEM\5\DATA\10102008\F3F32606.D Vial: 17
Acq On : 11 Oct 08 02:06 AM Operator: edb
Sample : 1000ug/mL DRO/MO CCV Inst : FUELS3
Misc : 200uL ST081009-2 + 800uL HEXANE Multiplr: 1.00
Quant Time: Oct 13 8:52 19108

Method : C:\HPCHEM\5\METHODS\F082808.M
Title : 8015Bmod, CALuft
Last Update : Fri Aug 29 07:32:59 2008
Response via : Multiple Level Calibration

Volume Inj. : 1uL
Signal Phase : DB-5.625, 30m, 0.25mm 0.5µm
Signal Info : FID

Compound	R.T.	Response	Conc Units
System Monitoring Compounds			
3) S o-terphenyl	14.76	247982	90.18 µg/ml
		Recovery =	~~180.36~~%
Target Compounds			
1) H TEPH	10.00	1981442	897.87 µg/ml
2) H Motor Oil	20.00	782062	1014.86 µg/ml

(f)=RT Delta > 1/2 Window (m)=manual int.

Quantitation Report

Data File : C:\HPCHEM\5\DATA\10102008\F3F32606.D
Acq On : 11 Oct 08 02:06 AM
Sample : 1000ug/mL DRO/MO CCV
Misc : 200uL ST081009-2 + 800uL HEXANE
Quant Time: Oct 13 8:51 19108

Vial: 17
Operator: edb
Inst : FUELS3
Multiplr: 1.00

Method : C:\HPCHEM\5\METHODS\F082808.M
Title : 8015Bmod, CALuft
Last Update : Fri Aug 29 07:32:59 2008
Response via : Multiple Level Calibration

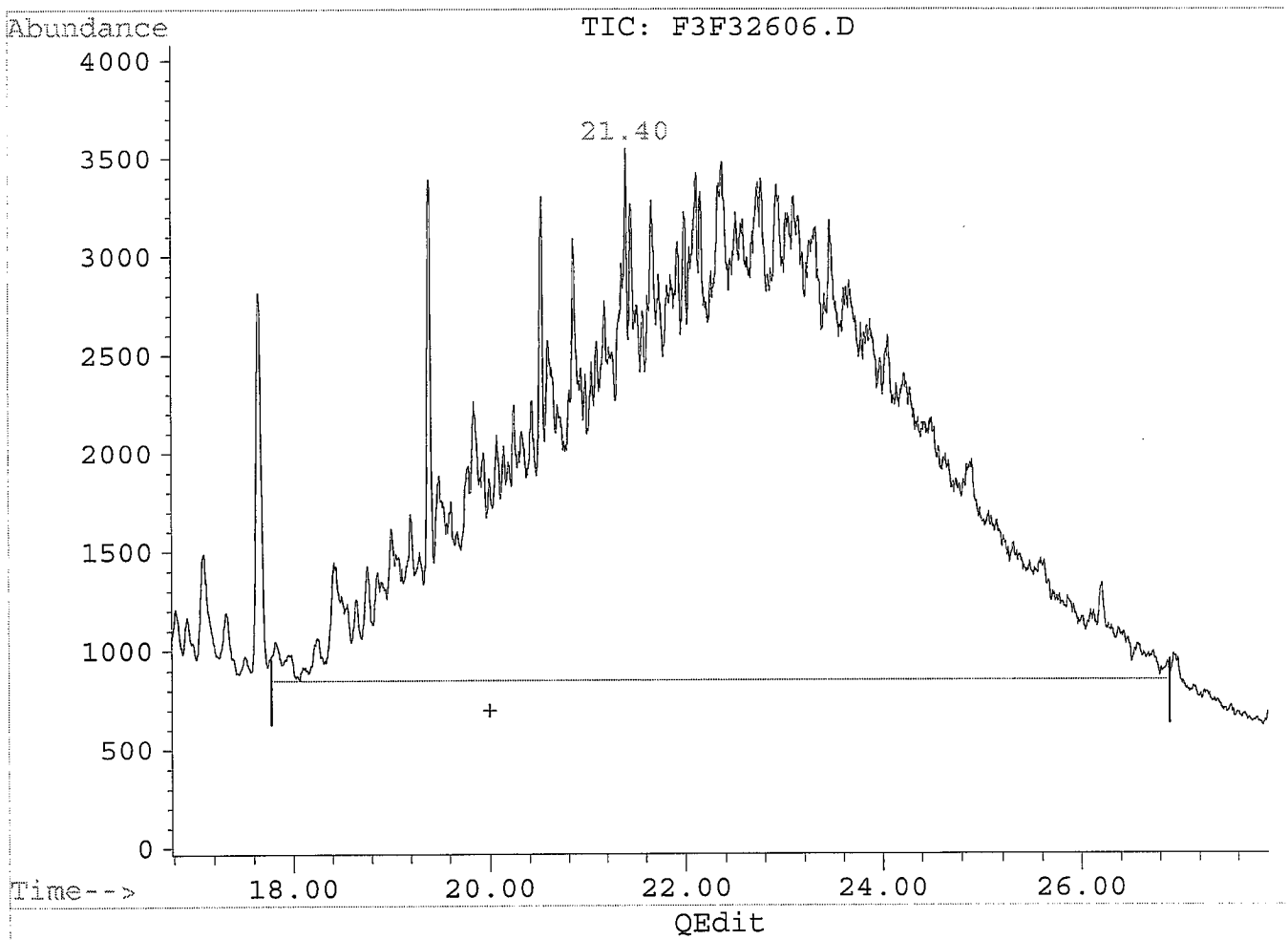

(2) Motor Oil (H)
20.00min 813.71µg/ml m
response 627054

BEFORE

(+) = Expected Retention Time
F3F32606.D F082808.M Mon Oct 13 08:51:49 2008

Quantitation Report

Data File : C:\HPCHEM\5\DATA\10102008\F3F32606.D
Acq On : 11 Oct 08 02:06 AM
Sample : 1000ug/mL DRO/MO CCV
Misc : 200uL ST081009-2 + 800uL HEXANE
Quant Time: Oct 13 8:52 19108

Vial: 17
Operator: edb
Inst : FUELS3
Multiplr: 1.00

Method : C:\HPCHEM\5\METHODS\F082808.M
Title : 8015Bmod, CALuft
Last Update : Fri Aug 29 07:32:59 2008
Response via : Multiple Level Calibration

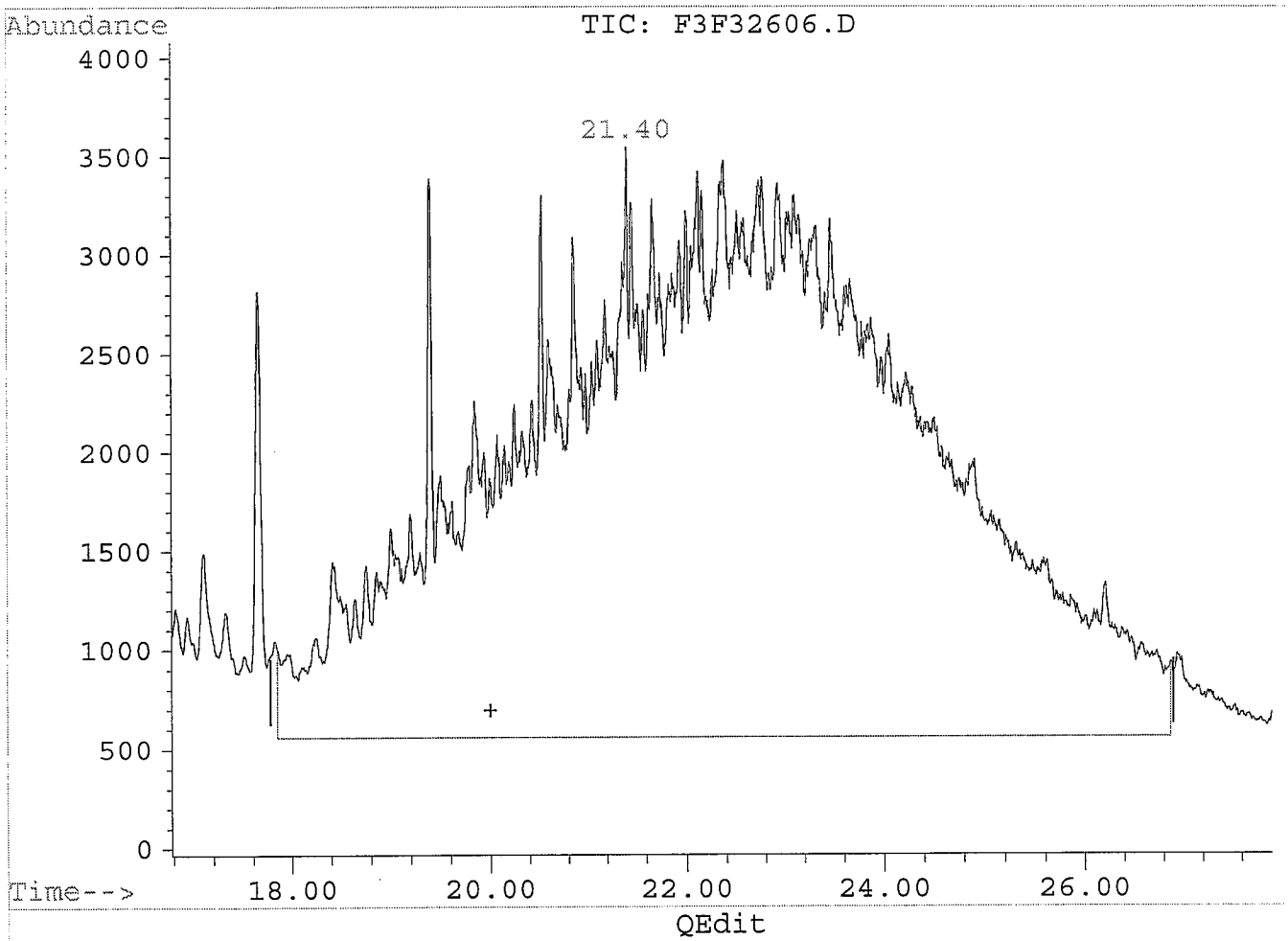

(2) Motor Oil (H)
20.00min 1014.86µg/ml m
response 782062

MANUAL RE-INTEGRATION
- [ ] missed peak assignment
- [ ] assigned incorrect name to peak
- [ ] over-integrated peak's area
- [x] under-integrated peak's area
- [ ] other _____

initials EB date 10/13/08

(+) = Expected Retention Time
F3F32606.D F082808.M Mon Oct 13 08:52:13 2008

Quantitation Report

Data File : C:\HPCHEM\5\DATA\10102008\F3F32606.D Vial: 17
Acq On : 11 Oct 08 02:06 AM Operator: edb
Sample : 1000ug/mL DRO/MO CCV Inst : FUELS3
Misc : 200uL ST081009-2 + 800uL HEXANE Multiplr: 1.00
Quant Time: Oct 13 8:52 19108

Method : C:\HPCHEM\5\METHODS\F082808.M
Title : 8015Bmod, CALuft
Last Update : Fri Aug 29 07:32:59 2008
Response via : Multiple Level Calibration

Volume Inj. : 1uL
Signal Phase : DB-5.625, 30m, 0.25mm 0.5µm
Signal Info : FID

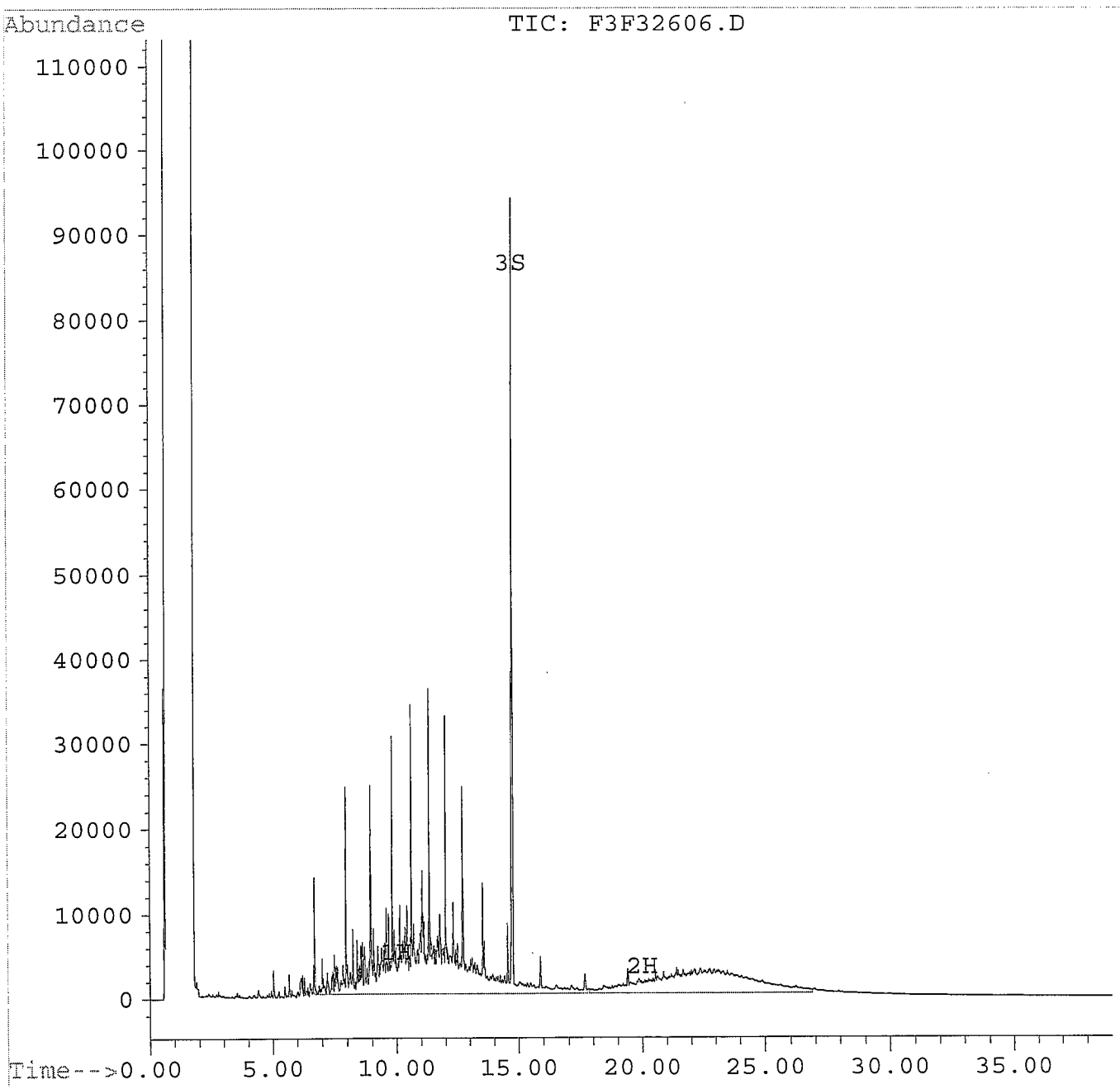

Sample Raw Data

Quantitation Report

Data File : C:\HPCHEM\5\DATA\10102008\F3F32599.D Vial: 10
Acq On : 10 Oct 08 08:42 PM Operator: edb
Sample : EX081007-4MB Inst : FUELS3
Misc : Multiplr: 1.00
Quant Time: Oct 13 8:54 19108

Method : C:\HPCHEM\5\METHODS\F082808.M
Title : 8015Bmod, CALuft
Last Update : Fri Aug 29 07:32:59 2008
Response via : Multiple Level Calibration

Volume Inj. : 1uL
Signal Phase : DB-5.625, 30m, 0.25mm 0.5µm
Signal Info : FID

Compound	R.T.	Response	Conc Units
System Monitoring Compounds			
3) S o-terphenyl	14.75f	119905	43.60 µg/ml
	Recovery	=	87.20%
Target Compounds			
1) H TEPH	10.00	3555	1.61 µg/ml Bmpk
2) H Motor Oil	20.00	12360	16.04 µg/ml J

NO PATTERN PRESENT

(f)=RT Delta > 1/2 Window (m)=manual int.
F3F32599.D F082808.M Mon Oct 13 08:55:07 2008 Page 1

EB 10/13/08

Quantitation Report

Data File : C:\HPCHEM\5\DATA\10102008\F3F32599.D
Acq On : 10 Oct 08 08:42 PM
Sample : EX081007-4MB
Misc :
Quant Time: Oct 13 8:53 19108

Vial: 10
Operator: edb
Inst : FUELS3
Multiplr: 1.00

Method : C:\HPCHEM\5\METHODS\F082808.M
Title : 8015Bmod, CALuft
Last Update : Fri Aug 29 07:32:59 2008
Response via : Multiple Level Calibration

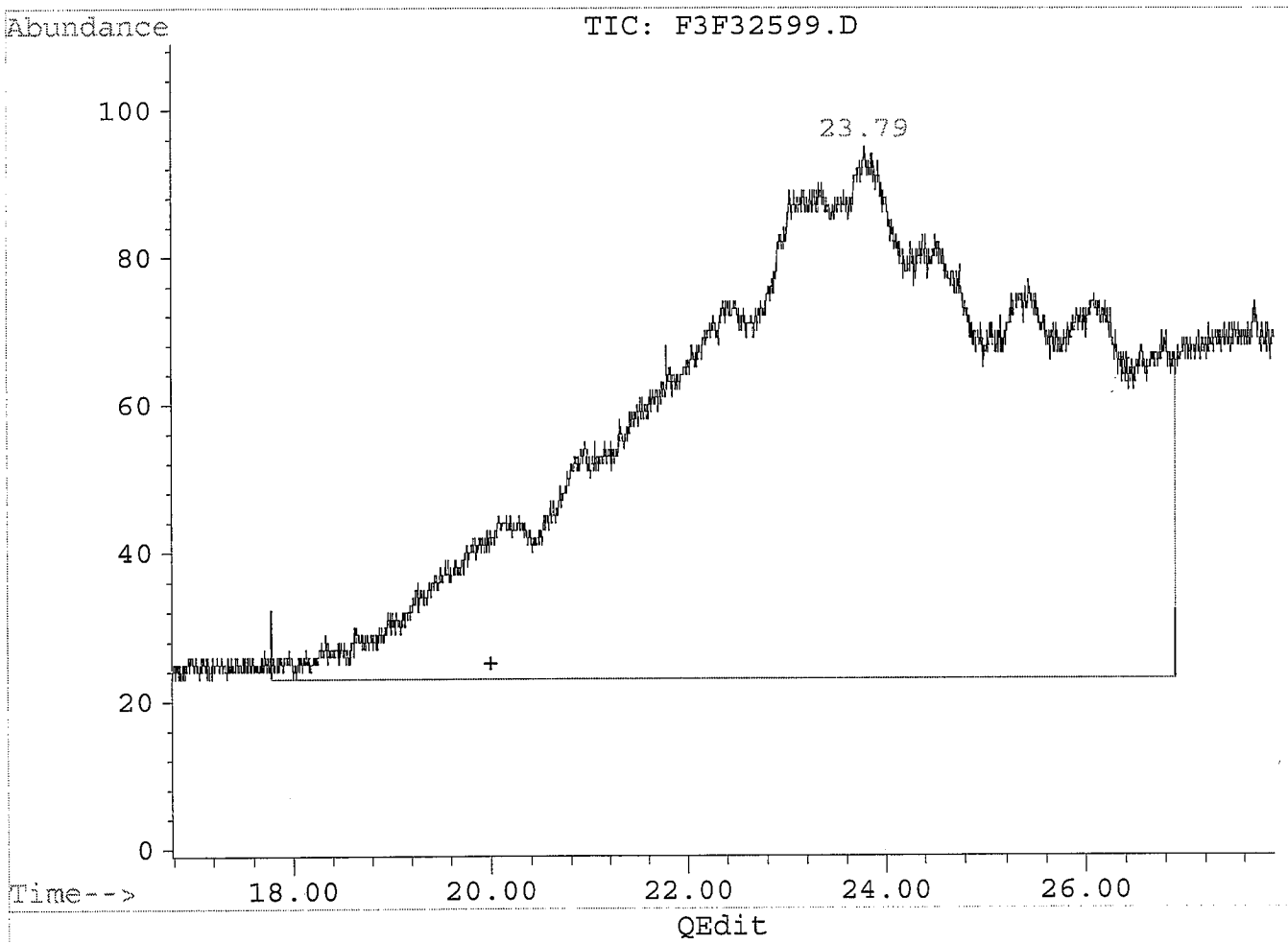

(2) Motor Oil (H)
20.00min 25.95µg/ml m
response 19994

BEFORE

(+) = Expected Retention Time
F3F32599.D F082808.M Mon Oct 13 08:54:35 2008

Quantitation Report

Data File : C:\HPCHEM\5\DATA\10102008\F3F32599.D
Acq On : 10 Oct 08 08:42 PM
Sample : EX081007-4MB
Misc :
Quant Time: Oct 13 8:54 19108

Vial: 10
Operator: edb
Inst : FUELS3
Multiplr: 1.00

Method : C:\HPCHEM\5\METHODS\F082808.M
Title : 8015Bmod, CALuft
Last Update : Fri Aug 29 07:32:59 2008
Response via : Multiple Level Calibration

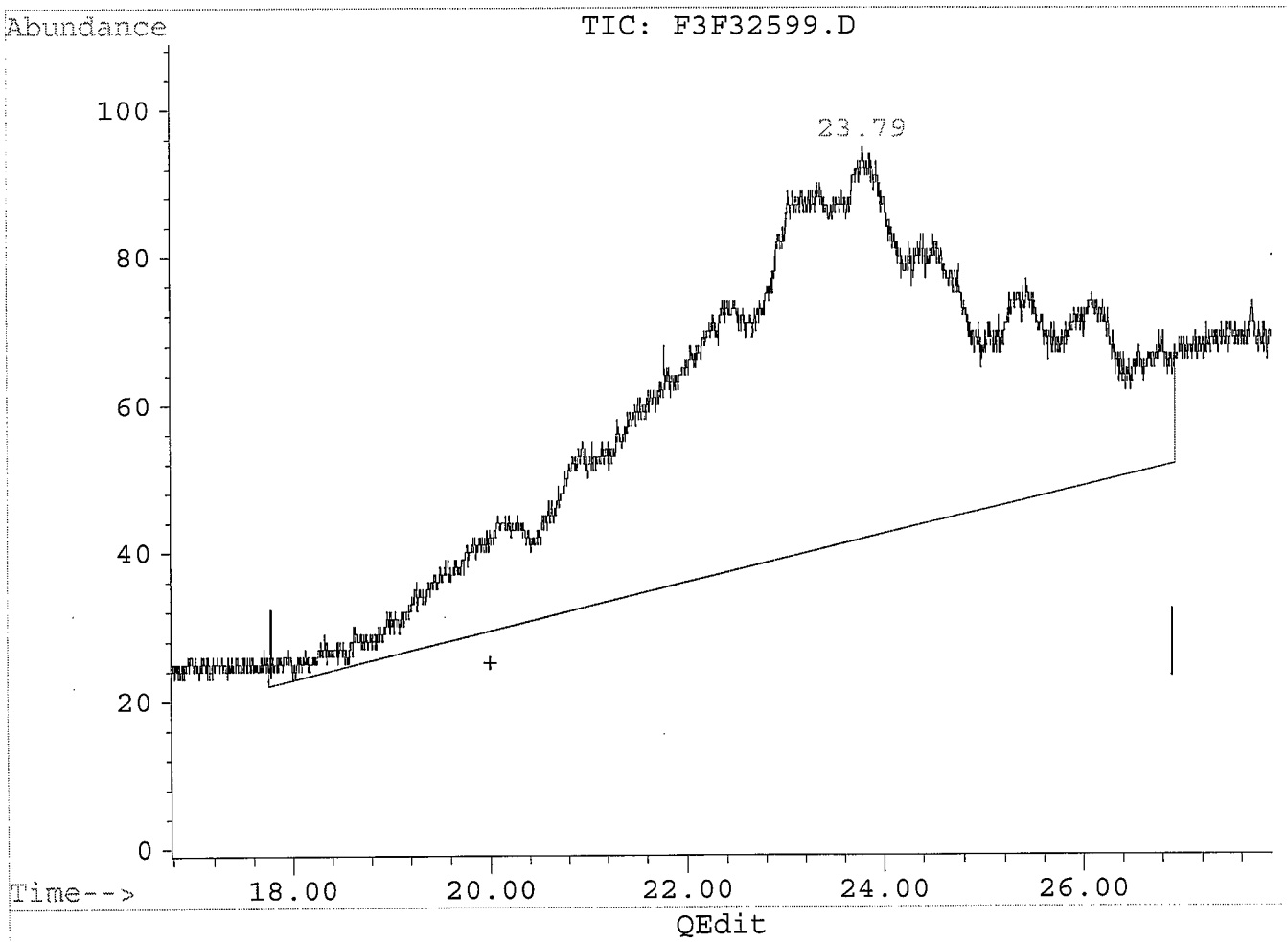

(2) Motor Oil (H)
20.00min 16.04µg/ml m
response 12360

MANUAL RE-INTEGRATION
☐ missed peak assignment
☐ assigned incorrect name to peak
☐ over-integrated peak's area
☐ under-integrated peak's area
☑ other BASE LINE RISK
SB 10/13/08

(+) = Expected Retention Time
F3F32599.D F082808.M Mon Oct 13 08:54:49 2008

Quantitation Report

Data File : C:\HPCHEM\5\DATA\10102008\F3F32599.D
Acq On : 10 Oct 08 08:42 PM
Sample : EX081007-4MB
Misc :
Quant Time: Oct 13 8:54 19108

Vial: 10
Operator: edb
Inst : FUELS3
Multiplr: 1.00

Method : C:\HPCHEM\5\METHODS\F082808.M
Title : 8015Bmod, CALuft
Last Update : Fri Aug 29 07:32:59 2008
Response via : Multiple Level Calibration

Volume Inj. : 1uL
Signal Phase : DB-5.625, 30m, 0.25mm 0.5µm
Signal Info : FID

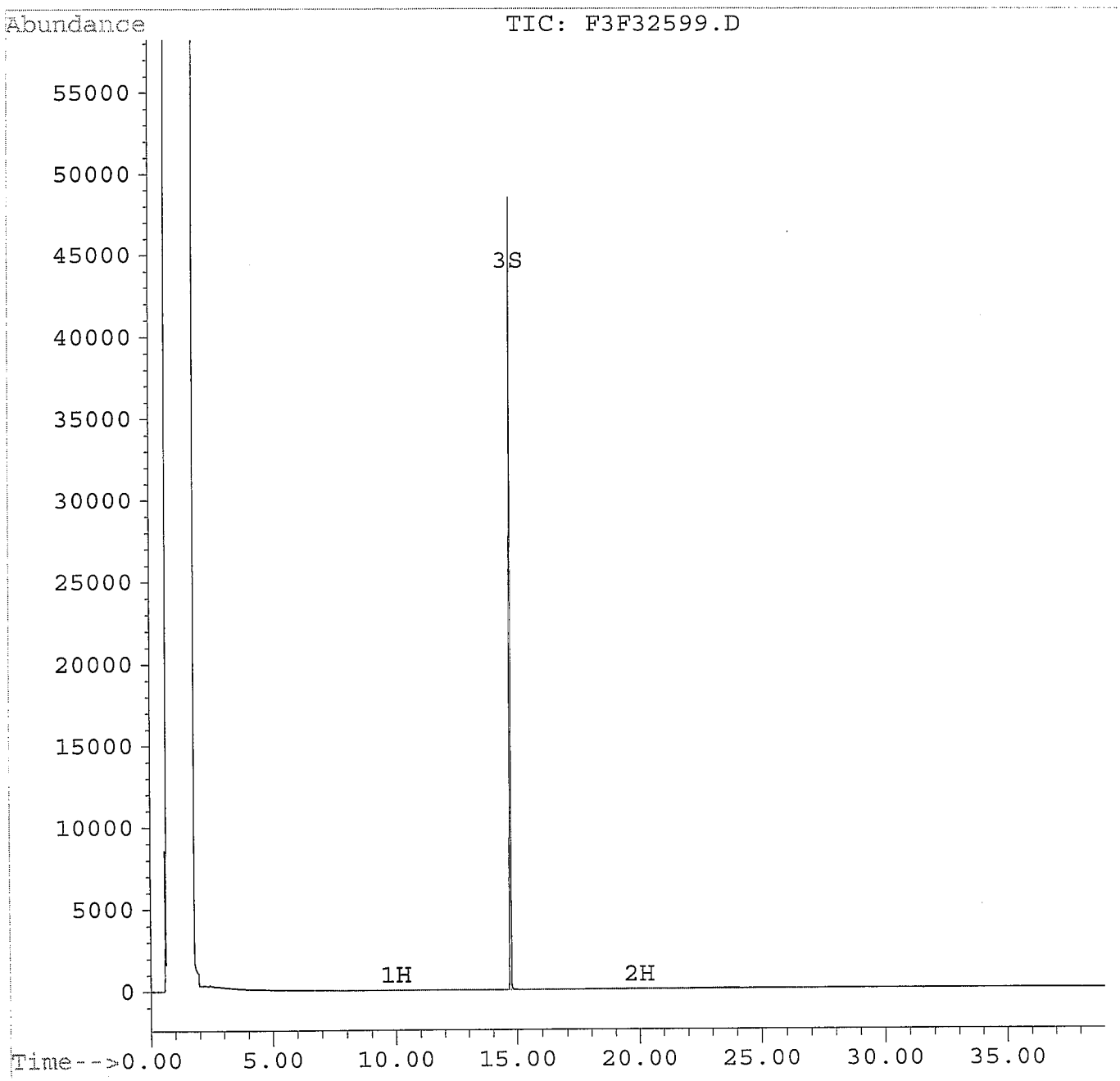

Quantitation Report

Data File : C:\HPCHEM\5\DATA\10102008\F3F32602.D
Acq On : 10 Oct 08 11:01 PM
Sample : 0810031-1
Misc :
Quant Time: Oct 13 9:02 19108

Vial: 13
Operator: edb
Inst : FUELS3
Multiplr: 1.00

Method : C:\HPCHEM\5\METHODS\F082808.M
Title : 8015Bmod, CALuft
Last Update : Fri Aug 29 07:32:59 2008
Response via : Multiple Level Calibration

Volume Inj. : 1uL
Signal Phase : DB-5.625, 30m, 0.25mm 0.5µm
Signal Info : FID

Compound	R.T.	Response	Conc Units
System Monitoring Compounds			
3) S o-terphenyl	14.75f	125427	45.61 µg/ml
	Recovery	=	91.22%
Target Compounds			
1) H TEPH	10.00	3634	1.65 µg/ml BMX
2) H Motor Oil	20.00	8905	11.56 µg/ml JB

(f)=RT Delta > 1/2 Window (m)=manual int.

EB 10/13/08

Quantitation Report

Data File : C:\HPCHEM\5\DATA\10102008\F3F32602.D
Acq On : 10 Oct 08 11:01 PM
Sample : 0810031-1
Misc :
Quant Time: Oct 13 9:02 19108

Vial: 13
Operator: edb
Inst : FUELS3
Multiplr: 1.00

Method : C:\HPCHEM\5\METHODS\F082808.M
Title : 8015Bmod, CALuft
Last Update : Fri Aug 29 07:32:59 2008
Response via : Multiple Level Calibration

Volume Inj. : 1uL
Signal Phase : DB-5.625, 30m, 0.25mm 0.5µm
Signal Info : FID

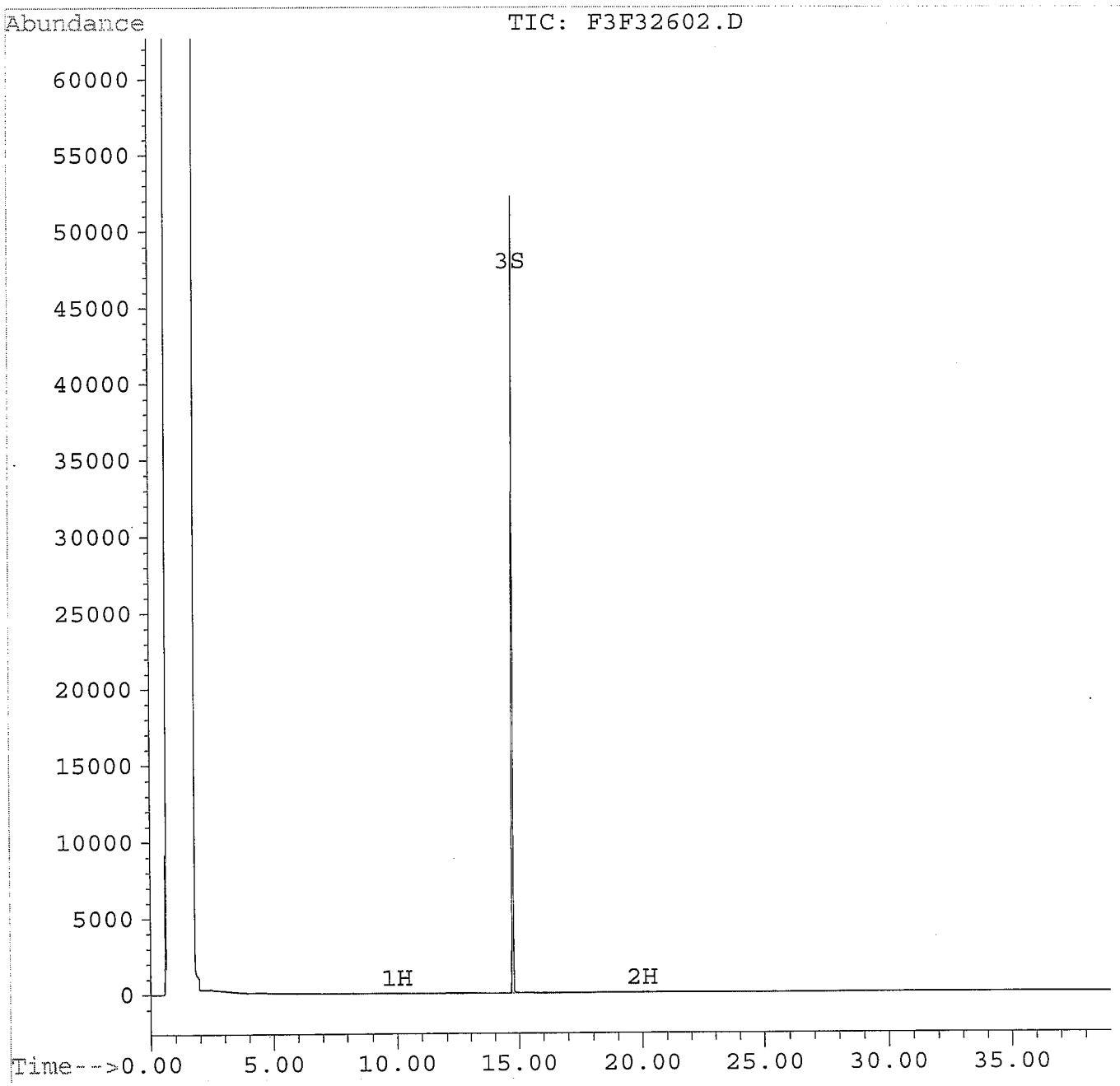

Quantitation Report

Data File : C:\HPCHEM\5\DATA\10102008\F3F32603.D
Acq On : 10 Oct 08 11:48 PM
Sample : 0810031-2
Misc :
Quant Time: Oct 13 9:03 19108

Vial: 14
Operator: edb
Inst : FUELS3
Multiplr: 1.00

Method : C:\HPCHEM\5\METHODS\F082808.M
Title : 8015Bmod, CALuft
Last Update : Fri Aug 29 07:32:59 2008
Response via : Multiple Level Calibration

Volume Inj. : 1uL
Signal Phase : DB-5.625, 30m, 0.25mm 0.5µm
Signal Info : FID

Compound	R.T.	Response	Conc Units
System Monitoring Compounds			
3) S o-terphenyl	14.75f	122478	44.54 µg/ml
	Recovery	=	89.08%
Target Compounds			
1) H TEPH	10.00	4433	2.01 µg/ml bmr
2) H Motor Oil	20.00	7358	9.55 µg/ml JB

(f)=RT Delta > 1/2 Window (m)=manual int.

EB 10/13/08

Quantitation Report

Data File : C:\HPCHEM\5\DATA\10102008\F3F32603.D
Acq On : 10 Oct 08 11:48 PM
Sample : 0810031-2
Misc :
Quant Time: Oct 13 9:03 19108

Vial: 14
Operator: edb
Inst : FUELS3
Multiplr: 1.00

Method : C:\HPCHEM\5\METHODS\F082808.M
Title : 8015Bmod, CALuft
Last Update : Fri Aug 29 07:32:59 2008
Response via : Multiple Level Calibration

Volume Inj. : 1uL
Signal Phase : DB-5.625, 30m, 0.25mm 0.5µm
Signal Info : FID

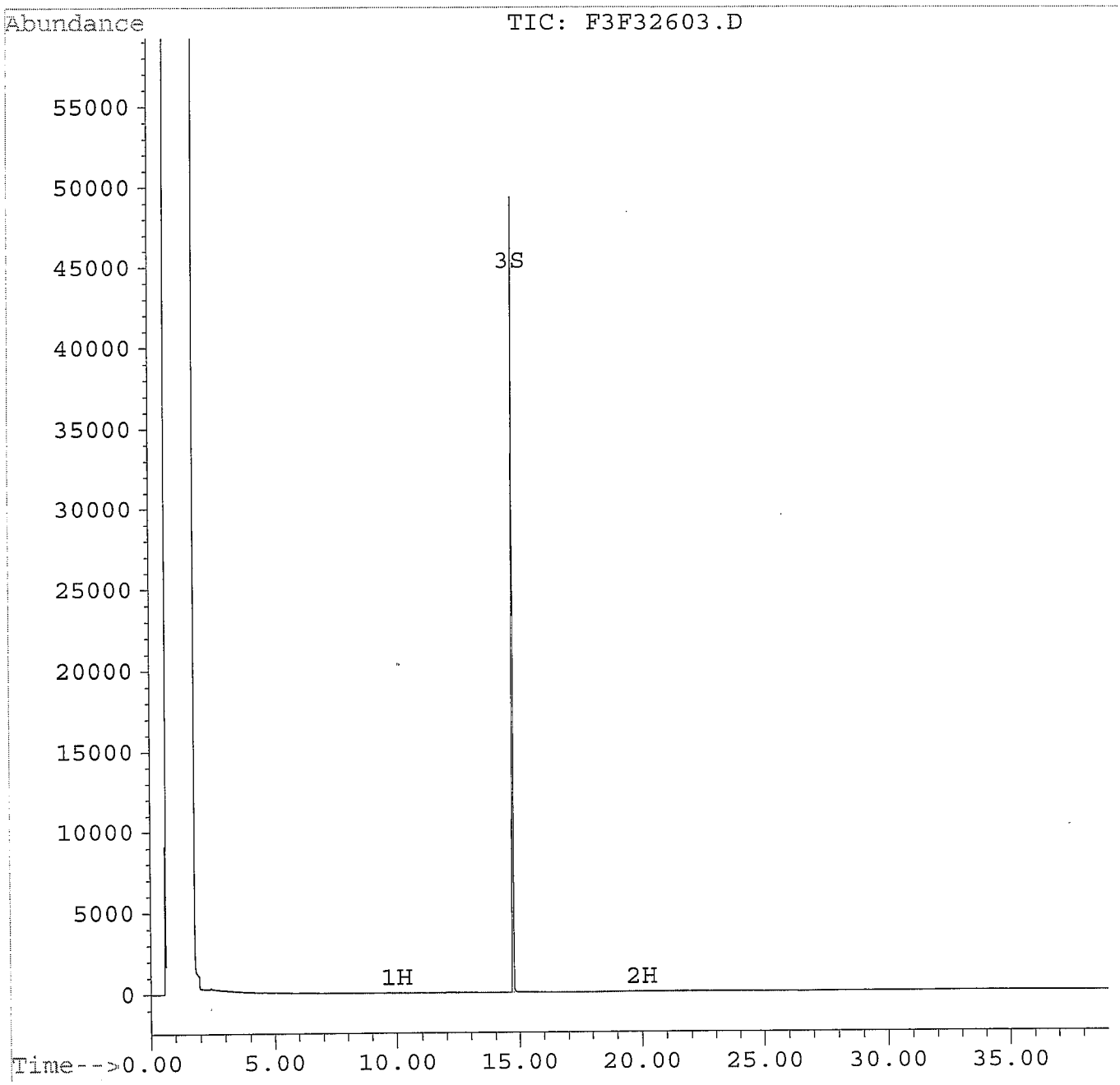

Raw Data Quality Control Samples

Quantitation Report

Data File : C:\HPCHEM\5\DATA\10102008\F3F32600.D Vial: 11
Acq On : 10 Oct 08 09:29 PM Operator: edb
Sample : EX081007-4LCS Inst : FUELS3
Misc : Multiplr: 1.00
Quant Time: Oct 13 8:58 19108

Method : C:\HPCHEM\5\METHODS\F082808.M
Title : 8015Bmod, CALuft
Last Update : Fri Aug 29 07:32:59 2008
Response via : Multiple Level Calibration

Volume Inj. : 1uL
Signal Phase : DB-5.625, 30m, 0.25mm 0.5µm
Signal Info : FID

Compound	R.T.	Response	Conc Units
System Monitoring Compounds			
3) S o-terphenyl	14.75f	125881	45.78 µg/ml
	Recovery	=	91.56%
Target Compounds			
1) H TEPH	10.00	397995	180.35 µg/ml 90%
2) H Motor Oil	20.00	24339	31.58 µg/ml

(f)=RT Delta > 1/2 Window (m)=manual int.

Quantitation Report

Data File : C:\HPCHEM\5\DATA\10102008\F3F32600.D
Acq On : 10 Oct 08 09:29 PM
Sample : EX081007-4LCS
Misc :
Quant Time: Oct 13 8:58 19108

Vial: 11
Operator: edb
Inst : FUELS3
Multiplr: 1.00

Method : C:\HPCHEM\5\METHODS\F082808.M
Title : 8015Bmod, CALuft
Last Update : Fri Aug 29 07:32:59 2008
Response via : Multiple Level Calibration

Volume Inj. : 1uL
Signal Phase : DB-5.625, 30m, 0.25mm 0.5µm
Signal Info : FID

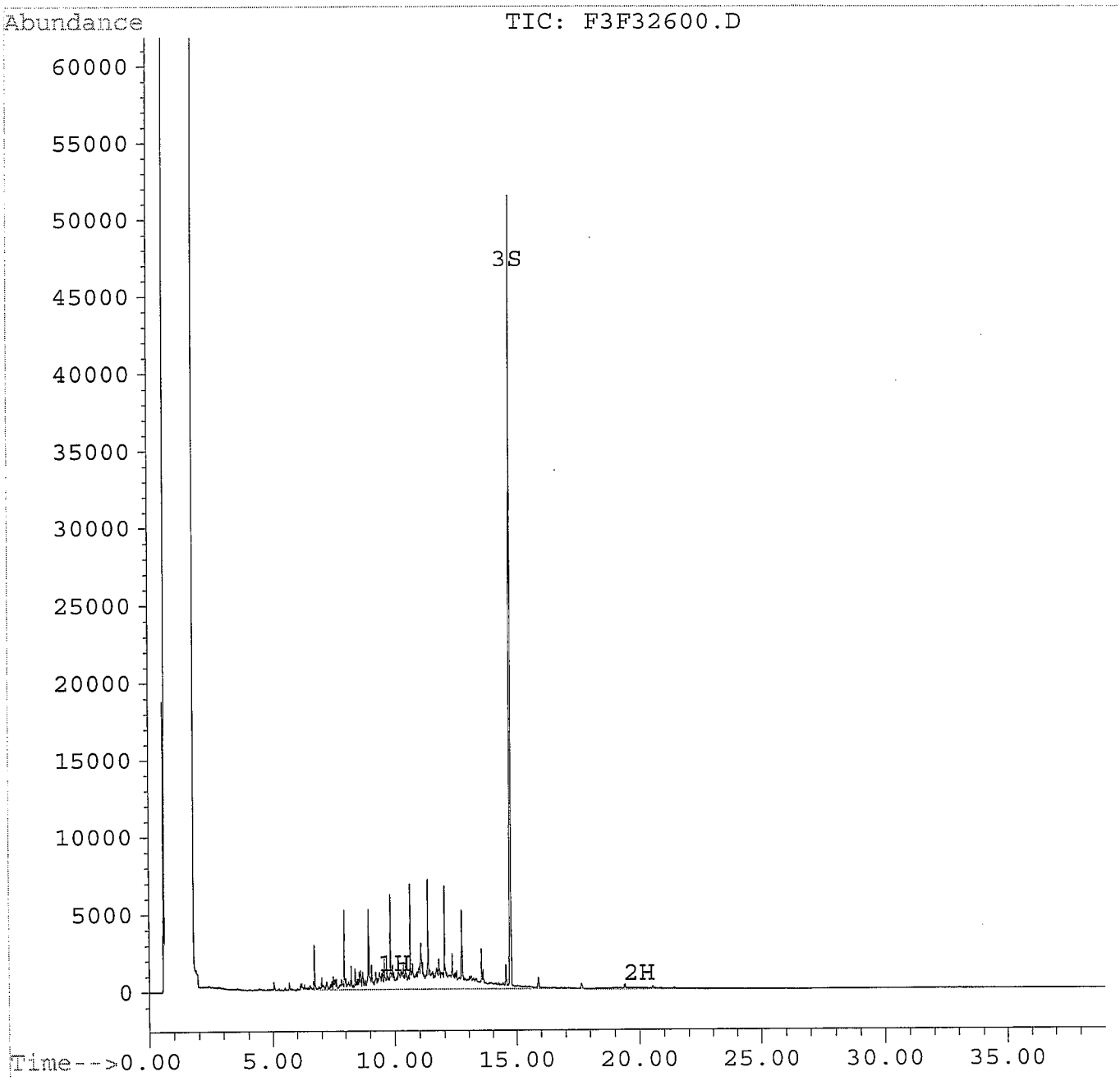

Quantitation Report

Data File : C:\HPCHEM\5\DATA\10102008\F3F32601.D
Acq On : 10 Oct 08 10:15 PM
Sample : EX081007-4LCSD
Misc :
Quant Time: Oct 13 8:58 19108

Vial: 12
Operator: edb
Inst : FUELS3
Multiplr: 1.00

Method : C:\HPCHEM\5\METHODS\F082808.M
Title : 8015Bmod, CALuft
Last Update : Fri Aug 29 07:32:59 2008
Response via : Multiple Level Calibration

Volume Inj. : 1uL
Signal Phase : DB-5.625, 30m, 0.25mm 0.5µm
Signal Info : FID

Compound	R.T.	Response	Conc Units
System Monitoring Compounds			
3) S o-terphenyl	14.75f	117798	42.84 µg/ml
	Recovery	=	85.68%
Target Compounds			
1) H TEPH	10.00	389225	176.37 µg/ml 88%
2) H Motor Oil	20.00	24901	32.31 µg/ml

(f)=RT Delta > 1/2 Window (m)=manual int.

EB 10/13/08

Quantitation Report

Data File : C:\HPCHEM\5\DATA\10102008\F3F32601.D
Acq On : 10 Oct 08 10:15 PM
Sample : EX081007-4LCSD
Misc :
Quant Time: Oct 13 8:58 19108

Vial: 12
Operator: edb
Inst : FUELS3
Multiplr: 1.00

Method : C:\HPCHEM\5\METHODS\F082808.M
Title : 8015Bmod, CALuft
Last Update : Fri Aug 29 07:32:59 2008
Response via : Multiple Level Calibration

Volume Inj. : 1uL
Signal Phase : DB-5.625, 30m, 0.25mm 0.5µm
Signal Info : FID

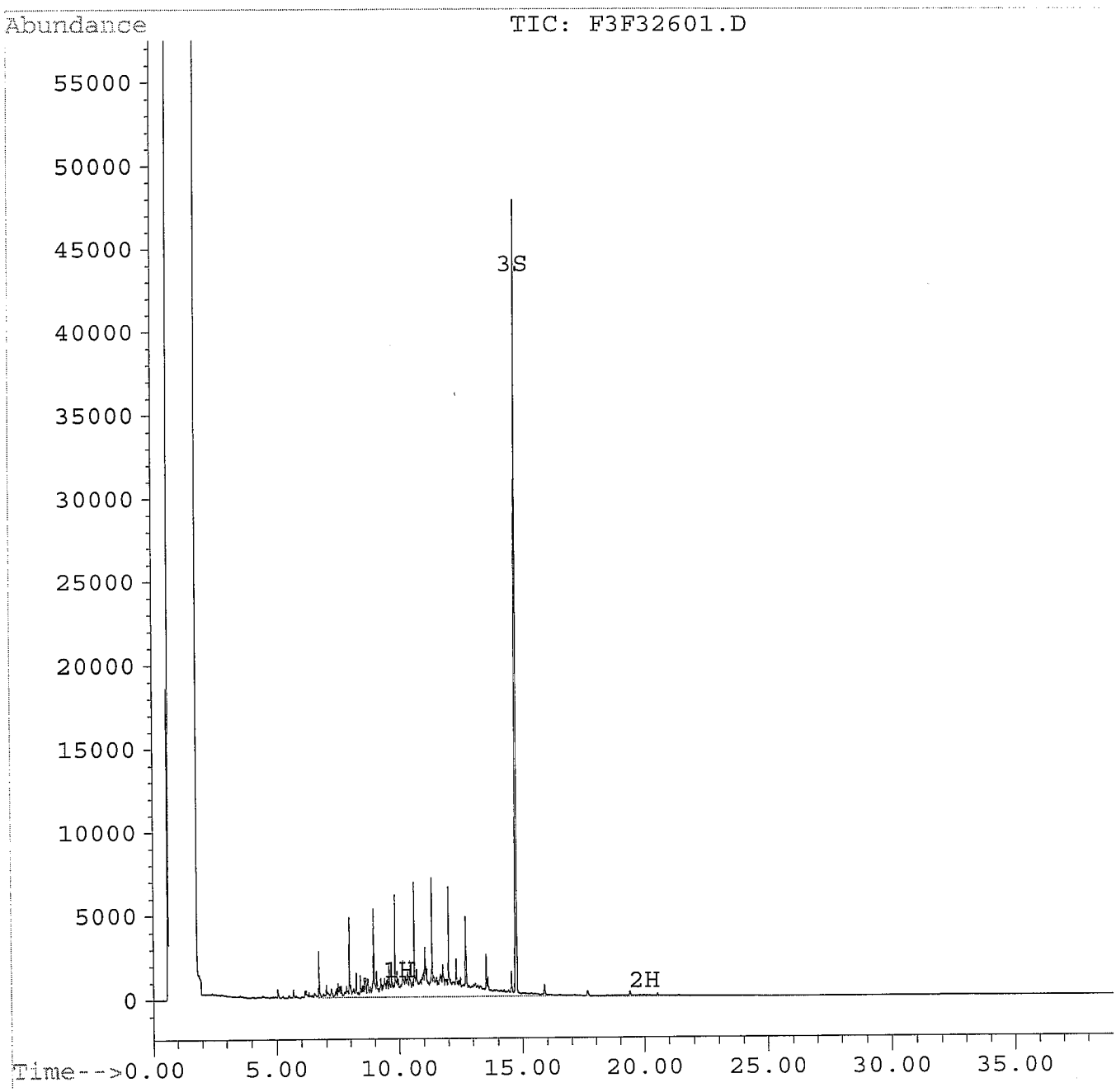

Quantitation Report

Data File : C:\HPCHEM\5\DATA\10102008\F3F32604.D
Acq On : 11 Oct 08 00:33 AM
Sample : 0810031-2MS
Misc :
Quant Time: Oct 13 9:04 19108

Vial: 15
Operator: edb
Inst : FUELS3
Multiplr: 1.00

Method : C:\HPCHEM\5\METHODS\F082808.M
Title : 8015Bmod, CALuft
Last Update : Fri Aug 29 07:32:59 2008
Response via : Multiple Level Calibration

Volume Inj. : 1uL
Signal Phase : DB-5.625, 30m, 0.25mm 0.5µm
Signal Info : FID

Compound	R.T.	Response	Conc Units
System Monitoring Compounds			
3) S o-terphenyl	14.75f	123603	44.95 µg/ml
	Recovery	=	89.90%
Target Compounds			
1) H TEPH	10.00	393051	178.11 µg/ml 89%
2) H Motor Oil	20.00	30217	39.21 µg/ml

(f)=RT Delta > 1/2 Window (m)=manual int.

EB 10/13/08

Quantitation Report

Data File : C:\HPCHEM\5\DATA\10102008\F3F32604.D
Acq On : 11 Oct 08 00:33 AM
Sample : 0810031-2MS
Misc :
Quant Time: Oct 13 9:04 19108

Vial: 15
Operator: edb
Inst : FUELS3
Multiplr: 1.00

Method : C:\HPCHEM\5\METHODS\F082808.M
Title : 8015Bmod, CALuft
Last Update : Fri Aug 29 07:32:59 2008
Response via : Multiple Level Calibration

Volume Inj. : 1uL
Signal Phase : DB-5.625, 30m, 0.25mm 0.5µm
Signal Info : FID

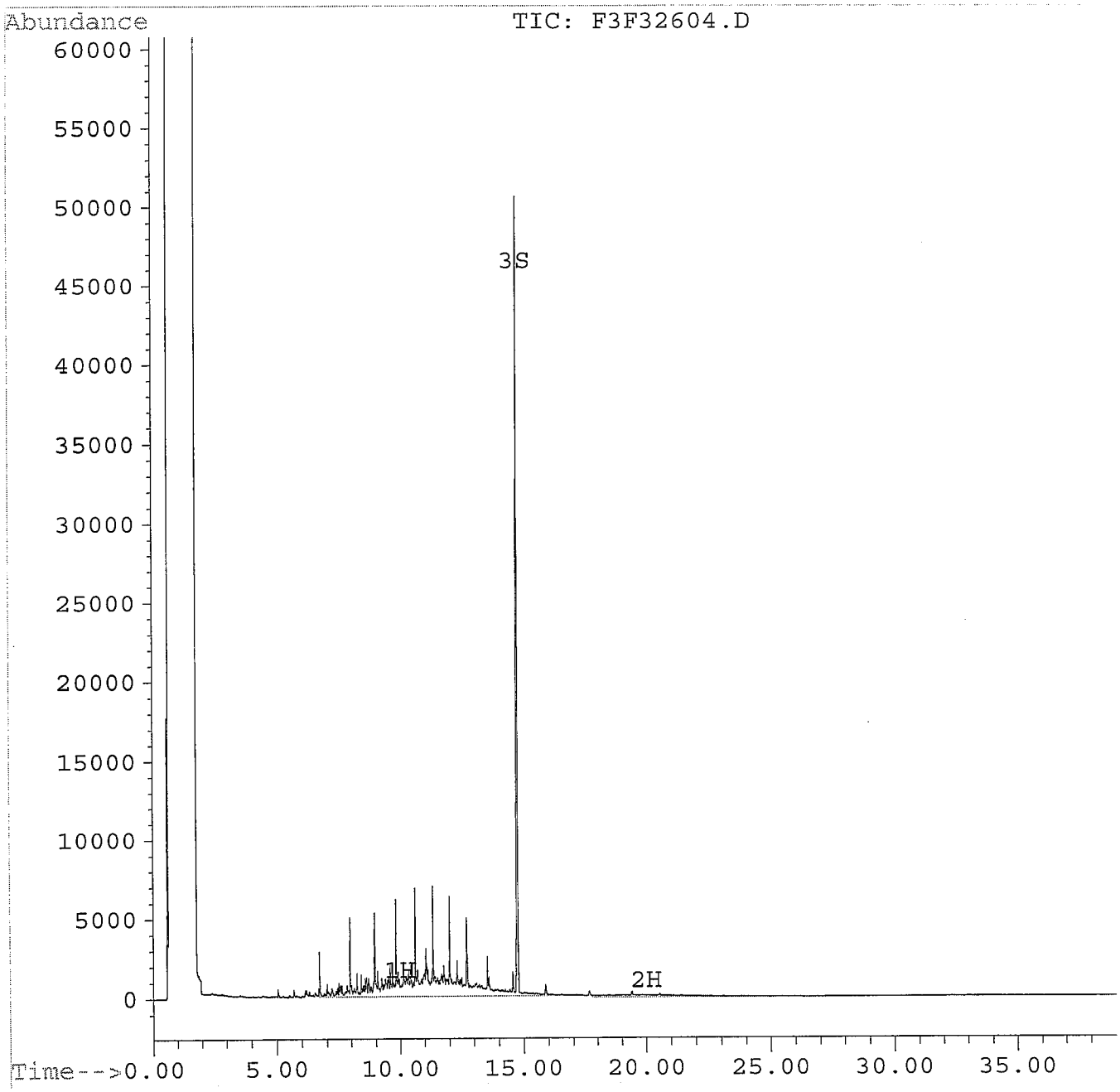

Quantitation Report

Data File : C:\HPCHEM\5\DATA\10102008\F3F32605.D Vial: 16
Acq On : 11 Oct 08 01:20 AM Operator: edb
Sample : 0810031-2MSD Inst : FUELS3
Misc : Multiplr: 1.00
Quant Time: Oct 13 9:05 19108

Method : C:\HPCHEM\5\METHODS\F082808.M
Title : 8015Bmod, CALuft
Last Update : Fri Aug 29 07:32:59 2008
Response via : Multiple Level Calibration

Volume Inj. : 1uL
Signal Phase : DB-5.625, 30m, 0.25mm 0.5µm
Signal Info : FID

Compound	R.T.	Response	Conc Units
System Monitoring Compounds			
3) S o-terphenyl	14.75f	123618	44.95 µg/ml
	Recovery	=	89.90%
Target Compounds			
1) H TEPH	10.00	396848	179.83 µg/ml 90%
2) H Motor Oil	20.00	30076	39.03 µg/ml

(f)=RT Delta > 1/2 Window (m)=manual int.

EB 10/13/08

Quantitation Report

Data File : C:\HPCHEM\5\DATA\10102008\F3F32605.D
Acq On : 11 Oct 08 01:20 AM
Sample : 0810031-2MSD
Misc :
Quant Time: Oct 13 9:05 19108

Vial: 16
Operator: edb
Inst : FUELS3
Multiplr: 1.00

Method : C:\HPCHEM\5\METHODS\F082808.M
Title : 8015Bmod, CALuft
Last Update : Fri Aug 29 07:32:59 2008
Response via : Multiple Level Calibration

Volume Inj. : 1uL
Signal Phase : DB-5.625, 30m, 0.25mm 0.5µm
Signal Info : FID

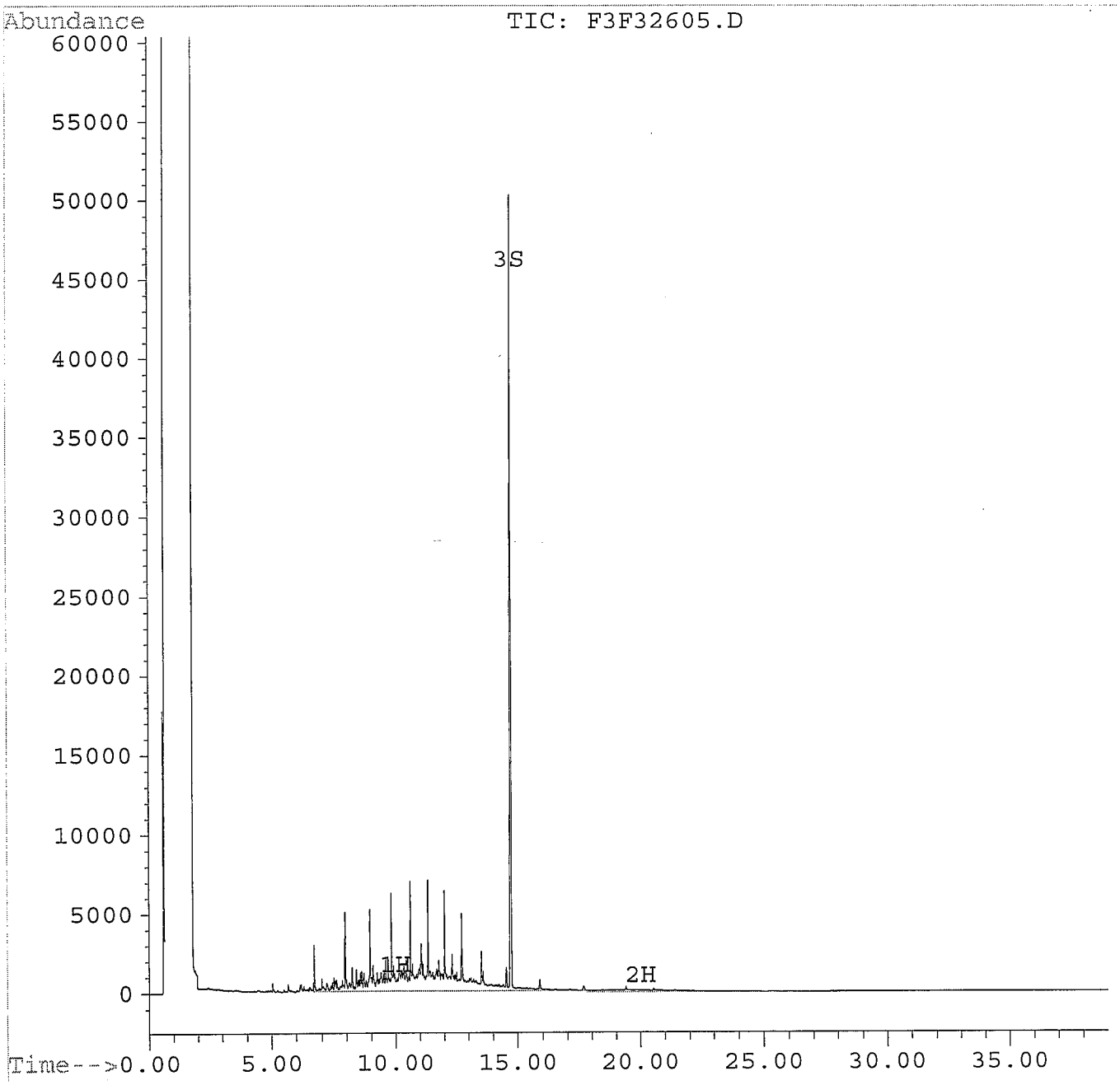

Miscellaneous

358679

DIESEL RANGE ORGANICS (DRO) -- EXTRACTION BENCHSHEET

WO #s 0810031 Matrix: (AQ) SO N/A Batch # EX081007-4 Surrogate Code ST080619-1 M Spike Code ST080506-3 Initials SR Balance ID N/A

Extr. Start Date/Time 10/7/08/1500 Stop Date/Time 10/7/08/1510 Ext Code 8015M Cal Luft Method 8015M Cal Luft SOP 603 Rev 10 Reviewed by / Date BA 10/7/08

+ Mo

SAMPLE					EXTRACT				
Sample Number	Amount (g / (mL))	Surrogate (mL)	Matrix Spike (mL)	Initials Spike Witness	Extract Solvent	Solvent Volume (mL)	Final Volume (mL)	Date Vialed	Comments
WMB	160.0	0.8	N/A	SR	Hexane	3.2	4.0	10/7/08	
0810031-1	160.0								
-2	160.0								
-2MS	160.0		0.8			2.4			
-2MSD	160.0								
~~HDL~~ 10/7 WLCS	160.0								
WLCSD	160.0								

BA 10/7/08

Reagents: MeOH N/A DCM N/A 80% MeOH / 20% H_2O Prep ID/ Date ~~CW122 8/21/08~~ N/A 10/7 Hexane 080013 Na_2SO_4 10/7 081944

Form 602r10.doc (7/20/05)

Paragon Analytics

GC/MS Semivolatiles Case Narrative

URS

Cistern Excavation

Order Number - 0810031

1. This report consists of 2 water samples. These samples were received intact on 10/03/08 at a temperature between 4° C and 7° C.

2. These samples were prepared and analyzed according to SW-846, 3rd Edition protocol utilizing Paragon Analytics Standard Operating Procedures. Specifically, the water samples were extracted using continuous liquid-liquid extractors, according to SW-846 Method 3520C utilizing Paragon Analytics Standard Operating Procedure 617 Revision 13.

3. The extracts were analyzed using GC/MS with a DB-5.625 capillary column according to Paragon Analytics Standard Operating Procedure 506 Revision 15 based on SW-846 Method 8270D. All positive results were quantitated against the initial calibration standards using the internal standard technique. The identification of positive results was achieved by a comparison of the retention time and mass spectrum of the sample versus the daily calibration standard.

4. All initial calibration criteria for SPCC's and CCC's were met. If average response factors were used in the initial calibration, %RSD was ≤15%. If linear or higher order regression calibrations were used in the initial calibration, the coefficient of determination (r^2) ≥0.99.

5. All initial calibration standards are verified by comparing a second source standard initial calibration verification (ICV) against the calibration curve. All target compounds in the second source verification had a %D of less than 25%.

6. All SPCC and CCC criteria were met in each of the daily (continuing) calibration verifications.

7. All method blank criteria were met.

8. All laboratory control spike and laboratory control spike duplicate criteria were met with the following exceptions:

Spiked Compound	QC Sample	Direction
Pyridine	LCS/LCSD	RPD High
Aniline	LCS/LCSD	RPD High
3'3-Dichlorobenzidine	LCS/LCSD	RPD High

Since the recoveries for these compounds in the laboratory control spike and laboratory control spike duplicate were within control limits, with only the RPD exceeding acceptance criteria, quantitations of target compounds were not compromised. No further action was taken.

9. Since a sample from this Order Number was not the selected quality control (QC) sample, matrix specific QC results are not included in this report.

10. The samples were extracted and analyzed within the established holding times.

11. All surrogate recoveries were within acceptance criteria.

12. All internal standard recoveries were within acceptance criteria.

13. Manual integrations are performed when needed to provide consistent and defensible data following the guidelines in Paragon Analytics Standard Operating Procedure 939 Revision 3. The chromatographic data system marks the manual integrations with an m on the quantitation report. Whenever manual integrations are performed, before and after chromatograms of the peak that was manually integrated are included in the report along with the reason why the re-integration was necessary.

The data contained in the following report have been reviewed and approved by the personnel listed below. In addition, Paragon Analytics certifies that the analyses reported herein are true, complete and correct within the limits of the methods employed.

SL

Sharon L. Jobes
Organics Primary Data Reviewer

10-15-08
Date

Eric Bayless

Organics Final Data Reviewer

10/15/08
Date

Paragon Analytics
Data Qualifier Flags
Chromatography and Mass Spectrometry

U or ND:	**This flag indicates that the compound was analyzed for but not detected.**
J:	**This flag indicates an estimated value. This flag is used as follows: (1) when estimating a concentration for tentatively identified compounds (TICs) where a 1:1 response is assumed; (2) when the mass spectral and retention time data indicate the presence of a compound that meets the volatile and semivolatile GC/MS identification criteria, and the result is less than the reporting limit (RL) but greater than the method detection limit (MDL); (3) when the retention time data indicate the presence of a compound that meets the GC identification criteria, and the result is less than the RL but greater than the MDL; and (4) the reported value is estimated.**
B:	**This flag is used when the analyte is detected in the associated method blank as well as in the sample. It indicates probable blank contamination and warns the data user. This flag shall be used for a tentatively identified compound (TIC) as well as for a positively identified target compound.**
E:	**This flag identifies compounds whose concentration exceeds the upper level of the calibration range.**
A:	**This flag indicates that a tentatively identified compound is a suspected aldol-condensation product.**
X:	**This flag indicates that the analyte was diluted below an accurate quantitation level.**
***:**	**This flag indicates that a spike recovery is equal to or outside the control criteria used.**
+:	**This flag indicates that the relative percent difference (RPD) equals or exceeds the control criteria.**

Paragon Analytics

Sample Number(s) Cross-Reference Table

Paragon OrderNum: 0810031
Client Name: URS
Client Project Name: Cistern Excavation
Client Project Number:
Client PO Number: Cistern Excavation

Client Sample Number	Lab Sample Number	COC Number	Matrix	Date Collected	Time Collected
Cistern 100308	0810031-1		WATER	03-Oct-08	10:40
CD 100308	0810031-2		WATER	03-Oct-08	10:45
Cistern 100308-S	0810031-3		SOIL	03-Oct-08	11:10
Trip Blank	0810031-4		WATER	03-Oct-08	
Trip Blank	0810031-5		WATER	03-Oct-08	

Paragon Analytics
A Division of DataChem Laboratories, Inc.

225 Commerce Drive Fort Collins, CO 80524
800-443-1511 or (970) 490-1511 (970) 490-1522 Fax

Accession Number (LAB ID) 0810031

Chain-of-Custody Date 10/3/08 Page 1 of 1

Originator: Retain pink copy!

Project Name/No.: Prather Spring Sampler(s): Mark Lavorsen Turnaround (circle one) **Standard** or **Rush** (Due _____) Dispose: **Date** _____ or **Return to Client**

Report To: Sheri O'connor
Phone: Cistern Sampling
Fax:
E-mail:
Company: URS
Address: 8181 E Tufts Ave
Denver, CO 80112

Circle method (right); provide additional information as needed (comments).

Sample ID	Date	Time *	Lab ID	Matrix	Preservative (indicate type... HCl, etc.)	No. of Containers	VOCs SW8260B	BTEX (only) SW8021B	SVOCs SW8270C	~~OC Pesticides~~ Glycols ~~SW8081A~~	~~PCBs~~ Nitrate + Nitrite ~~SW8082~~	Herbicides SW8151A	Explosives SW8330	TCLP Organics SW1311 SW8260B 8270C 8081A 8151A	TCLP Metals SW1311 Hg SW6010B 7470	Total Metals by ICP Hg SW6010B 7470 7471 E200.7	Dissolved Metals by ICP Hg SW6010B 7470 E200.7	Total Metals by ICP/MS SW6020A E200.8	Dissolved Metals by ICP/MS SW6020A E200.8	Hexavalent Chromium SW7196A Alkaline Digest? Y / N	Inorganic Anions SW9056 E300.0 (specify in comments)	Solids: Total E160.3 TDS E160.1 TSS E160.2	pH SW9040B SW9045C	TPH SW8015B GRO DRO (circle one or both)	Gross Alpha / Beta SW9310 E900.0	Actinides by Paragon SOP Pu / U / Am / Th / Cm / ___	Tritium E906.0	Total Alpha-Emitting Radium SW9315 E903.0	Radium 226 E903.1	Radium 228 SW9320 E904.0	Strontium 90 (Total RadioSr) D5811-00	Gamma Isotopes E901.1	Radon 222 SM7510Rn	Oil + Grease	Sulphide
Cistern 100308	10/3/08	1040	1	W		14	3		2	3	1					1					1			1										1	1
CD100308	10/3/08	1045	2	W		13	3		2	3	1					1					1			1											1
~~Trip Blank 100308~~	~~10/3/08~~		~~3~~	~~W~~			~~3~~																												
Cistern 100308	10/3/08	1110	10/7/08 3	S		1	1		~~2~~		~~1~~					~~1~~								~~1~~											~~1~~
Trip Blank ~~100308~~ 2	10/3		10/7/08 4	W			1		X	10/7/08																									
Trip Blank 100308 1	10/3		10/7/08 5	W			1		X	10/7/08																									

* **Time Zone:** EST CST MST PST **Matrix Key:** O = oil, S = soil, NS = non-soil solid, W = water, L = liquid, E = extract, F = filter

Comments:

Relinquished By: (1)	Relinquished By: (2)
Signature Mark Lavorsen	Signature
Printed Name Mark Lavorsen	Printed Name
Date 10/3/08 Time 1940	Date Time
Company URS Corp	Company

Received By: (1)	Received By: (2)
Signature Debbie Fazio	Signature
Printed Name Debbie Fazio	Printed Name
Date 10/3/08 Time 1940	Date Time
Company Paragon Analytics	Company

Form 202r6.xls (6/16/06)

5

68 10031

cistern excavation

Table 2
Fluid Media Analytical Parameters, Holding Times, and Preservation Requirements

Analytical Parameter	Analytical Method	Sample Holding Time (from collection)	Preservation	Number of Containers and Minimum Volume	Type
Metals (including Hg)	SW 6010/SW 6020 and SW 7470A	6 months (28 days mercury) 3	pH ≤2 with HNO_3, ≤6°C	1 - 500 mL Poly Bottle 3	
Anions [1]	EPA 300.0	28 days	≤6°C 500 ml	1 - 1L Poly Bottle 4	
Alkalinity	EPA 310.1	14 days			
Total Dissolved Solids (TDS)	EPA 160.1	7 days 4			
pH	SW 9040	4 days from receipt at lab			
Specific Conductance	EPA 120.1				
Nitrate+Nitrite [2]	EPA 353.2	28 days 5	pH ≤2 with H_2SO_4, ≤6°C	1 - 125 mL Poly Bottle	
Sulfide	EPA 376.1	7 days 6	NaOH/ ZnAc, ≤6°C	1 - 500 mL Poly Bottle	
Total Petroleum Hydrocarbons (Diesel Range Organics [DRO] and Motor Oil Range Organics [MRO])	SW 8015BM	7 days to extraction, 40 days after extraction 7	≤6°C	1 - 1L Amber Glass Bottles	
Volatile Organic Compounds (VOCs)	SW 8260B	14 days 2	pH ≤2 with HCl, ≤6°C	3 - 40 mL Glass VOA vials 1	
Semi-volatile Organic Compounds (SVOCs)	SW 8270C	7 days to extraction, 40 days after extraction 8	≤6°C	2 - 1L Amber Glass bottles 1 only	1
Glycols (Ethylene + Propylene)	SW 8015B	7 days to preserve, 14 days to analyze 9 1	≤6°C	3 - 40 mL Glass VOA vials 2	
Oil & Grease [3]	EPA 1664	7 days to extraction, 40 days after extraction 10	pH ≤2 with H_2SO_4, ≤6°C unpreserved	1 - 1L Amber Glass Bottles ~~unpreserved~~	

[1] Anions include: chloride, sulfate, fluoride, bromide, nitrate, and nitrite.
[2] Combined nitrate and nitrite aliquot will be analyzed only if sample for anion analysis by Method 300.0 is not analyzed within 48 hours.

08100031

Table 1
Solid Media Analytical Parameters, Holding Times, and Preservation Requirements

Analytical Parameter	Analytical Method	Sample Holding Time (from collection)	Preservation	Number of Containers and Minimum Volume
Metals (including Hg)	SW 6010/SW 6020 and SW 7470A	6 months (28 days mercury)	≤6°C	1 - 8 oz. Amber Glass Jar
Anions [1]	EPA 300.0	28 days		
paste Alkalinity	EPA 310.1			
paste pH	EPA 105.1			
paste Specific Conductance	EPA 120.1			
Nitrate + Nitrite	EPA 353.2			
Percent Solids	PAI SOP			
Volatile Organic Compounds (VOCs)	SW 8260B	14 days	≤6°C	Terracore kit consisting of: 1 - 2 oz. Amber Glass Jar ~~2 - 40 mL Glass Vials w/ water, 1 - 40 mL Glass Vial w/ methanol~~
Total Petroleum Hydrocarbons (Diesel Range Organics [DRO] and Motor Oil Range Organics [MRO])	SW 8015BM	14 days to extraction 40 days after extraction	≤6°C	1 - 8 oz. Amber Glass Jar
Semi-volatile Organic Compounds (SVOCs)	SW 8270C			
Oil & Grease	SW 9071			
Glycols (Ethylene + Propylene)	SW 8015B	7 days to preserve, 14 days to analyze		

TCLP = Toxicity Characteristic Leaching Procedure
ZHE = Zero-headspace extraction
[1] Anions include: chloride, sulfate, fluoride, bromide, nitrate, and nitrite

CONDITION OF SAMPLE UPON RECEIPT FORM **Paragon Analytics**

Client: URS Workorder No: 0810031

Project Manager: DJF Initials: DJ Date: 10/3/08

1.	Does this project require any **special handling** in addition to standard Paragon procedures?		YES	(NO)
2.	Are custody **seals** on **shipping containers** intact?	NONE	(YES)	NO
3.	Are Custody seals on **sample containers** intact?	(NONE)	YES	NO
4.	Is there a **COC (Chain-of-Custody) present** or other representative documents?		(YES)	NO
5.	Are the **COC and bottle labels complete and legible**?		(YES)	NO
6.	Is the **COC in agreement** with samples received? (IDs, dates, times, no. of samples, no. of containers, matrix, requested analyses, etc.)		(YES)*	NO
7.	Were **airbills / shipping documents** present and/or removable?	(DROP OFF)	YES	NO
8.	Are all aqueous **samples requiring preservation preserved correctly?** (excluding volatiles)	N/A	(YES)	NO
9.	Are all aqueous **non-preserved samples pH 4-9**?	N/A	(YES)	NO
10.	Is there **sufficient sample** for the requested analyses?		(YES)	NO
11.	Were all samples placed in the **proper containers** for the requested analyses?		(YES)	NO
12.	Are all samples within **holding times** for the requested analyses?		(YES)	NO
13.	Were all sample containers received **intact**? (not broken or leaking, etc.)		(YES)	NO
14.	Are all samples requiring **no** headspace (**VOC, GRO, RSK/MEE, Rx CN/S, radon**) headspace free? **Size of bubble:** x < green pea x > green pea	N/A	YES	(NO)•
15.	Do perchlorate LCMS-MS samples **have** headspace? (at least 1/3 of container required)	(N/A)	YES	NO
16.	Were samples checked for and free from the presence of **residual chlorine?** (Applicable when PM has indicated samples are from a chlorinated water source; note if field preservation with sodium thiosulfate was not observed.)	(N/A)	YES	NO
17.	Were the samples **shipped on ice**?		(YES)	NO
18.	Were cooler temperatures measured at 0.1-6.0°C? **IR gun used*:** #2 #4	RAD ONLY	(YES)	NO

Cooler #:	~~4~~ DJ 10/3/08	1114						
(#2) Temperature (°C):	7°	4°						
No. of custody seals on cooler:	1	1						
DOT Survey/ Acceptance Information — External µR/hr reading:	13	13						
Background µR/hr reading:	11							

Were external µR/hr readings ≤ two times background and within DOT acceptance criteria? (YES) / NO / NA (If no, see Form 008.)

Additional Information: PROVIDE DETAILS BELOW FOR A NO RESPONSE TO ANY QUESTION ABOVE, EXCEPT #1 AND #16.

Samples physically received 10/3/08. Unpacked 10/4/08

* Samples 4 and 5 (Trip Blank and Trip Blank 100308) No sample time listed

• Sample 1 (Cistern 100308) 1 of 3 40ml VOC vials contain headspace < pea

2 (CD100308) ↓ ↓ ↓ ↓ ↓ ↓ > pea.

TOC bottles Not rec'd at Paragon

If applicable, was the client contacted? **YES / NO / NA** Contact: _____ Date/Time: _____

Project Manager Signature / Date: _____

*IR Gun #2: Oakton, SN 29922500201-0066 *IR Gun #4: Oakton, SN 2372220101-0002

An "-S" was added as the suffix for soil sample Cistern 100308 per URS.

Form 201r21.xls (7/30/08)

Analytical Results

GC/MS Semi-volatiles

Method SW8270D
Method Blank

Lab Name: **Paragon Analytics**
Work Order Number: 0810031
Client Name: URS
ClientProject ID: Cistern Excavation

Lab ID: EX081007-1MB

Sample Matrix: WATER
% Moisture: N/A
Date Collected: N/A
Date Extracted: 07-Oct-08
Date Analyzed: 11-Oct-08

Prep Batch: EX081007-1
QCBatchID: EX081007-1-1
Run ID: SV081011-3
Cleanup: NONE
Basis: N/A
File Name: R9695

Sample Aliquot: 1000 ml
Final Volume: 1 ml
Result Units: UG/L
Clean DF: 1

CASNO	Target Analyte	DF	Result	Reporting Limit	MDL	Result Qualifier	EPA Qualifier
110-86-1	PYRIDINE	1	10	10	3.1	U	
62-75-9	N-NITROSODIMETHYLAMINE	1	10	10	1.1	U	
62-53-3	ANILINE	1	10	10	3.5	U	
108-95-2	PHENOL	1	10	10	2	U	
111-44-4	BIS(2-CHLOROETHYL)ETHER	1	10	10	2	U	
95-57-8	2-CHLOROPHENOL	1	10	10	2	U	
541-73-1	1,3-DICHLOROBENZENE	1	10	10	2.2	U	
106-46-7	1,4-DICHLOROBENZENE	1	10	10	2.2	U	
95-50-1	1,2-DICHLOROBENZENE	1	10	10	2.1	U	
100-51-6	BENZYL ALCOHOL	1	10	10	3.3	U	
108-60-1	BIS(2-CHLOROISOPROPYL)ETHER	1	10	10	2	U	
95-48-7	2-METHYLPHENOL	1	10	10	2	U	
621-64-7	N-NITROSO-DI-N-PROPYLAMINE	1	10	10	2	U	
108-39-4	3+4-METHYLPHENOL	1	10	10	2	U	
67-72-1	HEXACHLOROETHANE	1	10	10	2.2	U	
98-95-3	NITROBENZENE	1	10	10	2	U	
78-59-1	ISOPHORONE	1	10	10	2	U	
88-75-5	2-NITROPHENOL	1	10	10	2	U	
105-67-9	2,4-DIMETHYLPHENOL	1	10	10	3.2	U	
111-91-1	BIS(2-CHLOROETHOXY)METHANE	1	10	10	2	U	
120-83-2	2,4-DICHLOROPHENOL	1	10	10	2	U	
65-85-0	BENZOIC ACID	1	50	50	10	U	
120-82-1	1,2,4-TRICHLOROBENZENE	1	10	10	2	U	
91-20-3	NAPHTHALENE	1	10	10	2	U	
106-47-8	4-CHLOROANILINE	1	10	10	3.1	U	
87-68-3	HEXACHLOROBUTADIENE	1	10	10	2	U	
59-50-7	4-CHLORO-3-METHYLPHENOL	1	10	10	2	U	
91-57-6	2-METHYLNAPHTHALENE	1	10	10	2	U	

Data Package ID: *SV0810031-1*

GC/MS Semi-volatiles

Method SW8270D

Method Blank

Lab Name: **Paragon Analytics**
Work Order Number: 0810031
Client Name: URS
ClientProject ID: Cistern Excavation

Lab ID: EX081007-1MB

Sample Matrix: WATER
% Moisture: N/A
Date Collected: N/A
Date Extracted: 07-Oct-08
Date Analyzed: 11-Oct-08

Prep Batch: EX081007-1
QCBatchID: EX081007-1-1
Run ID: SV081011-3
Cleanup: NONE
Basis: N/A
File Name: R9695

Sample Aliquot: 1000 ml
Final Volume: 1 ml
Result Units: UG/L
Clean DF: 1

77-47-4	HEXACHLOROCYCLOPENTADIENE	1	10	10	2	U	
88-06-2	2,4,6-TRICHLOROPHENOL	1	10	10	2	U	
95-95-4	2,4,5-TRICHLOROPHENOL	1	10	10	2	U	
91-58-7	2-CHLORONAPHTHALENE	1	10	10	2	U	
88-74-4	2-NITROANILINE	1	20	20	4.4	U	
131-11-3	DIMETHYL PHTHALATE	1	10	10	2	U	
606-20-2	2,6-DINITROTOLUENE	1	10	10	2	U	
208-96-8	ACENAPHTHYLENE	1	10	10	2	U	
99-09-2	3-NITROANILINE	1	20	20	4	U	
83-32-9	ACENAPHTHENE	1	10	10	2	U	
51-28-5	2,4-DINITROPHENOL	1	20	20	5	U	
100-02-7	4-NITROPHENOL	1	20	20	5.2	U	
132-64-9	DIBENZOFURAN	1	10	10	2	U	
121-14-2	2,4-DINITROTOLUENE	1	10	10	2	U	
84-66-2	DIETHYL PHTHALATE	1	10	10	2	U	
86-73-7	FLUORENE	1	10	10	2	U	
7005-72-3	4-CHLOROPHENYL PHENYL ETHER	1	10	10	2	U	
100-01-6	4-NITROANILINE	1	20	20	4.4	U	
103-33-3	AZOBENZENE	1	10	10	2	U	
534-52-1	4,6-DINITRO-2-METHYLPHENOL	1	20	20	5.8	U	
86-30-6	N-NITROSODIPHENYLAMINE	1	10	10	2	U	
101-55-3	4-BROMOPHENYL PHENYL ETHER	1	10	10	2	U	
118-74-1	HEXACHLOROBENZENE	1	10	10	2	U	
58-90-2	2,3,4,6-TETRACHLOROPHENOL	1	10	10	2	U	
85-01-8	PHENANTHRENE	1	10	10	2	U	
120-12-7	ANTHRACENE	1	10	10	2	U	
86-74-8	CARBAZOLE	1	10	10	2	U	
84-74-2	DI-N-BUTYL PHTHALATE	1	10	10	2	U	
206-44-0	FLUORANTHENE	1	10	10	2	U	
129-00-0	PYRENE	1	10	10	2	U	

Data Package ID: *SV0810031-1*

GC/MS Semi-volatiles

Method SW8270D
Method Blank

Lab Name: **Paragon Analytics**
Work Order Number: 0810031
Client Name: URS
ClientProject ID: Cistern Excavation

Lab ID: EX081007-1MB

Sample Matrix: WATER
% Moisture: N/A
Date Collected: N/A
Date Extracted: 07-Oct-08
Date Analyzed: 11-Oct-08

Prep Batch: EX081007-1
QCBatchID: EX081007-1-1
Run ID: SV081011-3
Cleanup: NONE
Basis: N/A
File Name: R9695

Sample Aliquot: 1000 ml
Final Volume: 1 ml
Result Units: UG/L
Clean DF: 1

85-68-7	BUTYL BENZYL PHTHALATE	1	10	10	3.2	U	
56-55-3	BENZO(A)ANTHRACENE	1	10	10	3.1	U	
91-94-1	3,3'-DICHLOROBENZIDINE	1	10	10	3.1	U	
218-01-9	CHRYSENE	1	10	10	2	U	
117-81-7	BIS(2-ETHYLHEXYL)PHTHALATE	1	10	10	2	U	
117-84-0	DI-N-OCTYL PHTHALATE	1	10	10	3.1	U	
205-99-2	BENZO(B)FLUORANTHENE	1	10	10	2	U	
207-08-9	BENZO(K)FLUORANTHENE	1	10	10	2	U	
50-32-8	BENZO(A)PYRENE	1	10	10	2	U	
193-39-5	INDENO(1,2,3-CD)PYRENE	1	10	10	2	U	
53-70-3	DIBENZO(A,H)ANTHRACENE	1	10	10	2	U	
191-24-2	BENZO(G,H,I)PERYLENE	1	10	10	2	U	
90-12-0	1-METHYLNAPHTHALENE	1	10	10	2	U	

Surrogate Recovery

CASNO	Surrogate Analyte	Result	Flag	Spike Amount	Percent Recovery	Control Limits
118-79-6	2,4,6-TRIBROMOPHENOL	64.9		75	87	23 - 100
321-60-8	2-FLUOROBIPHENYL	47.8		50	96	21 - 106
367-12-4	2-FLUOROPHENOL	64		75	85	21 - 100
4165-60-0	NITROBENZENE-D5	48.5		50	97	34 - 111
4165-62-2	PHENOL-D5	67.6		75	90	15 - 104
1718-51-0	TERPHENYL-D14	50.7		50	101	33 - 111

Data Package ID: *SV0810031-1*

GC/MS Semi-volatiles

Method SW8270

Tentatively Identified Compounds

Lab Name: **Paragon Analytics**
Work Order Number: 0810031
Client Name: URS
ClientProject ID: Cistern Excavation

Field ID:
Lab ID: EX081007-1MB

Sample Matrix: WATER
% Moisture: N/A
Date Collected: N/A
Date Extracted: 07-Oct-08
Date Analyzed: 11-Oct-08

Prep Batch: EX081007-1
QCBatchID: EX081007-1-1
Run ID: SV081011-3
Cleanup: NONE
Basis: As Received

Sample Aliquot: 1000 ml
Final Volume: 1 ml
Clean DF: 1
File Name: R9695

CASNO	Retention Time	Target Analyte	Dilution Factor	Result	Units	Qualifier
		NONE DETECTED	1			U

Data Package ID: *SV0810031-1*

GC/MS Semi-volatiles

Method SW8270D

Sample Results

Lab Name: **Paragon Analytics**
Work Order Number: 0810031
Client Name: URS
ClientProject ID: Cistern Excavation

Field ID: Cistern 100308
Lab ID: 0810031-1

Sample Matrix: WATER
% Moisture: N/A
Date Collected: 03-Oct-08
Date Extracted: 07-Oct-08
Date Analyzed: 11-Oct-08
Prep Method: SW3520 Rev C

Prep Batch: EX081007-1
QCBatchID: EX081007-1-1
Run ID: SV081011-3
Cleanup: NONE
Basis: As Received
File Name: R9698

Sample Aliquot: 1060 ml
Final Volume: 1 ml
Result Units: UG/L
Clean DF: 1

CASNO	Target Analyte	Dilution Factor	Result	Reporting Limit	MDL	Result Qualifier	EPA Qualifier
110-86-1	PYRIDINE	1	9.4	9.4	2.9	U	
62-75-9	N-NITROSODIMETHYLAMINE	1	9.4	9.4	1	U	
62-53-3	ANILINE	1	9.4	9.4	3.3	U	
108-95-2	PHENOL	1	9.4	9.4	1.9	U	
111-44-4	BIS(2-CHLOROETHYL)ETHER	1	9.4	9.4	1.9	U	
95-57-8	2-CHLOROPHENOL	1	9.4	9.4	1.9	U	
541-73-1	1,3-DICHLOROBENZENE	1	9.4	9.4	2.1	U	
106-46-7	1,4-DICHLOROBENZENE	1	9.4	9.4	2.1	U	
95-50-1	1,2-DICHLOROBENZENE	1	9.4	9.4	2	U	
100-51-6	BENZYL ALCOHOL	1	9.4	9.4	3.1	U	
108-60-1	BIS(2-CHLOROISOPROPYL)ETHER	1	9.4	9.4	1.9	U	
95-48-7	2-METHYLPHENOL	1	9.4	9.4	1.9	U	
621-64-7	N-NITROSO-DI-N-PROPYLAMINE	1	9.4	9.4	1.9	U	
108-39-4	3+4-METHYLPHENOL	1	9.4	9.4	1.9	U	
67-72-1	HEXACHLOROETHANE	1	9.4	9.4	2.1	U	
98-95-3	NITROBENZENE	1	9.4	9.4	1.9	U	
78-59-1	ISOPHORONE	1	9.4	9.4	1.9	U	
88-75-5	2-NITROPHENOL	1	9.4	9.4	1.9	U	
105-67-9	2,4-DIMETHYLPHENOL	1	9.4	9.4	3	U	
111-91-1	BIS(2-CHLOROETHOXY)METHANE	1	9.4	9.4	1.9	U	
120-83-2	2,4-DICHLOROPHENOL	1	9.4	9.4	1.9	U	
65-85-0	BENZOIC ACID	1	47	47	9.4	U	
120-82-1	1,2,4-TRICHLOROBENZENE	1	9.4	9.4	1.9	U	
91-20-3	NAPHTHALENE	1	9.4	9.4	1.9	U	
106-47-8	4-CHLOROANILINE	1	9.4	9.4	2.9	U	
87-68-3	HEXACHLOROBUTADIENE	1	9.4	9.4	1.9	U	

Data Package ID: *SV0810031-1*

GC/MS Semi-volatiles

Method SW8270D

Sample Results

Lab Name: **Paragon Analytics**
Work Order Number: 0810031
Client Name: URS
ClientProject ID: Cistern Excavation

Field ID:	Cistern 100308
Lab ID:	0810031-1

Sample Matrix: WATER
% Moisture: N/A
Date Collected: 03-Oct-08
Date Extracted: 07-Oct-08
Date Analyzed: 11-Oct-08
Prep Method: SW3520 Rev C

Prep Batch: EX081007-1
QCBatchID: EX081007-1-1
Run ID: SV081011-3
Cleanup: NONE
Basis: As Received
File Name: R9698

Sample Aliquot: 1060 ml
Final Volume: 1 ml
Result Units: UG/L
Clean DF: 1

59-50-7	4-CHLORO-3-METHYLPHENOL	1	9.4	9.4	1.9	U	
91-57-6	2-METHYLNAPHTHALENE	1	9.4	9.4	1.9	U	
77-47-4	HEXACHLOROCYCLOPENTADIENE	1	9.4	9.4	1.9	U	
88-06-2	2,4,6-TRICHLOROPHENOL	1	9.4	9.4	1.9	U	
95-95-4	2,4,5-TRICHLOROPHENOL	1	9.4	9.4	1.9	U	
91-58-7	2-CHLORONAPHTHALENE	1	9.4	9.4	1.9	U	
88-74-4	2-NITROANILINE	1	19	19	4.2	U	
131-11-3	DIMETHYL PHTHALATE	1	9.4	9.4	1.9	U	
606-20-2	2,6-DINITROTOLUENE	1	9.4	9.4	1.9	U	
208-96-8	ACENAPHTHYLENE	1	9.4	9.4	1.9	U	
99-09-2	3-NITROANILINE	1	19	19	3.8	U	
83-32-9	ACENAPHTHENE	1	9.4	9.4	1.9	U	
51-28-5	2,4-DINITROPHENOL	1	19	19	4.7	U	
100-02-7	4-NITROPHENOL	1	19	19	4.9	U	
132-64-9	DIBENZOFURAN	1	9.4	9.4	1.9	U	
121-14-2	2,4-DINITROTOLUENE	1	9.4	9.4	1.9	U	
84-66-2	DIETHYL PHTHALATE	1	9.4	9.4	1.9	U	
86-73-7	FLUORENE	1	9.4	9.4	1.9	U	
7005-72-3	4-CHLOROPHENYL PHENYL ETHER	1	9.4	9.4	1.9	U	
100-01-6	4-NITROANILINE	1	19	19	4.1	U	
103-33-3	AZOBENZENE	1	9.4	9.4	1.9	U	
534-52-1	4,6-DINITRO-2-METHYLPHENOL	1	19	19	5.5	U	
86-30-6	N-NITROSODIPHENYLAMINE	1	9.4	9.4	1.9	U	
101-55-3	4-BROMOPHENYL PHENYL ETHER	1	9.4	9.4	1.9	U	
118-74-1	HEXACHLOROBENZENE	1	9.4	9.4	1.9	U	
58-90-2	2,3,4,6-TETRACHLOROPHENOL	1	9.4	9.4	1.9	U	
85-01-8	PHENANTHRENE	1	9.4	9.4	1.9	U	
120-12-7	ANTHRACENE	1	9.4	9.4	1.9	U	

Data Package ID: *SV0810031-1*

GC/MS Semi-volatiles

Method SW8270D

Sample Results

Lab Name: **Paragon Analytics**
Work Order Number: 0810031
Client Name: URS
ClientProject ID: Cistern Excavation

Field ID:	Cistern 100308
Lab ID:	0810031-1

Sample Matrix: WATER
% Moisture: N/A
Date Collected: 03-Oct-08
Date Extracted: 07-Oct-08
Date Analyzed: 11-Oct-08
Prep Method: SW3520 Rev C

Prep Batch: EX081007-1
QCBatchID: EX081007-1-1
Run ID: SV081011-3
Cleanup: NONE
Basis: As Received
File Name: R9698

Sample Aliquot: 1060 ml
Final Volume: 1 ml
Result Units: UG/L
Clean DF: 1

86-74-8	CARBAZOLE	1	9.4	9.4	1.9	U	
84-74-2	DI-N-BUTYL PHTHALATE	1	9.4	9.4	1.9	U	
206-44-0	FLUORANTHENE	1	9.4	9.4	1.9	U	
129-00-0	PYRENE	1	9.4	9.4	1.9	U	
85-68-7	BUTYL BENZYL PHTHALATE	1	9.4	9.4	3	U	
56-55-3	BENZO(A)ANTHRACENE	1	9.4	9.4	2.9	U	
91-94-1	3,3'-DICHLOROBENZIDINE	1	9.4	9.4	2.9	U	
218-01-9	CHRYSENE	1	9.4	9.4	1.9	U	
117-81-7	BIS(2-ETHYLHEXYL)PHTHALATE	1	9.4	9.4	1.9	U	
117-84-0	DI-N-OCTYL PHTHALATE	1	9.4	9.4	3	U	
205-99-2	BENZO(B)FLUORANTHENE	1	9.4	9.4	1.9	U	
207-08-9	BENZO(K)FLUORANTHENE	1	9.4	9.4	1.9	U	
50-32-8	BENZO(A)PYRENE	1	9.4	9.4	1.9	U	
193-39-5	INDENO(1,2,3-CD)PYRENE	1	9.4	9.4	1.9	U	
53-70-3	DIBENZO(A,H)ANTHRACENE	1	9.4	9.4	1.9	U	
191-24-2	BENZO(G,H,I)PERYLENE	1	9.4	9.4	1.9	U	
90-12-0	1-METHYLNAPHTHALENE	1	9.4	9.4	1.9	U	

Data Package ID: *SV0810031-1*

GC/MS Semi-volatiles

Method SW8270D

Sample Results

Lab Name: **Paragon Analytics**
Work Order Number: 0810031
Client Name: URS
ClientProject ID: Cistern Excavation

Field ID: Cistern 100308
Lab ID: 0810031-1

Sample Matrix: WATER
% Moisture: N/A
Date Collected: 03-Oct-08
Date Extracted: 07-Oct-08
Date Analyzed: 11-Oct-08
Prep Method: SW3520 Rev C

Prep Batch: EX081007-1
QCBatchID: EX081007-1-1
Run ID: SV081011-3
Cleanup: NONE
Basis: As Received
File Name: R9698

Sample Aliquot: 1060 ml
Final Volume: 1 ml
Result Units: UG/L
Clean DF: 1

Surrogate Recovery

CASNO	Surrogate Analyte	Result	Flag	Spike Amount	Percent Recovery	Control Limits
118-79-6	2,4,6-TRIBROMOPHENOL	58.4		70.8	83	23 - 100
321-60-8	2-FLUOROBIPHENYL	42.2		47.2	89	21 - 106
367-12-4	2-FLUOROPHENOL	56		70.8	79	21 - 100
4165-60-0	NITROBENZENE-D5	44.2		47.2	94	34 - 111
4165-62-2	PHENOL-D5	59.3		70.8	84	15 - 104
1718-51-0	TERPHENYL-D14	43.2		47.2	92	33 - 111

Data Package ID: *SV0810031-1*

GC/MS Semi-volatiles

Method SW8270

Tentatively Identified Compounds

Lab Name: **Paragon Analytics**
Work Order Number: 0810031
Client Name: URS
ClientProject ID: Cistern Excavation

Field ID: Cistern 100308
Lab ID: 0810031-1

Sample Matrix: WATER
% Moisture: N/A
Date Collected: 03-Oct-08
Date Extracted: 07-Oct-08
Date Analyzed: 11-Oct-08

Prep Batch: EX081007-1
QCBatchID: EX081007-1-1
Run ID: SV081011-3
Cleanup: NONE
Basis: As Received

Sample Aliquot: 1060 ml
Final Volume: 1 ml
Clean DF: 1
File Name: R9698

CASNO	Retention Time	Target Analyte	Dilution Factor	Result	Units	Qualifier
		NONE DETECTED	1			U

Data Package ID: *SV0810031-1*

GC/MS Semi-volatiles

Method SW8270D

Sample Results

Lab Name: **Paragon Analytics**
Work Order Number: 0810031
Client Name: URS
ClientProject ID: Cistern Excavation

Field ID:	CD 100308
Lab ID:	0810031-2

Sample Matrix: WATER
% Moisture: N/A
Date Collected: 03-Oct-08
Date Extracted: 07-Oct-08
Date Analyzed: 11-Oct-08
Prep Method: SW3520 Rev C

Prep Batch: EX081007-1
QCBatchID: EX081007-1-1
Run ID: SV081011-3
Cleanup: NONE
Basis: As Received
File Name: R9699

Sample Aliquot: 1060 ml
Final Volume: 1 ml
Result Units: UG/L
Clean DF: 1

CASNO	Target Analyte	Dilution Factor	Result	Reporting Limit	MDL	Result Qualifier	EPA Qualifier
110-86-1	PYRIDINE	1	9.4	9.4	2.9	U	
62-75-9	N-NITROSODIMETHYLAMINE	1	9.4	9.4	1	U	
62-53-3	ANILINE	1	9.4	9.4	3.3	U	
108-95-2	PHENOL	1	9.4	9.4	1.9	U	
111-44-4	BIS(2-CHLOROETHYL)ETHER	1	9.4	9.4	1.9	U	
95-57-8	2-CHLOROPHENOL	1	9.4	9.4	1.9	U	
541-73-1	1,3-DICHLOROBENZENE	1	9.4	9.4	2.1	U	
106-46-7	1,4-DICHLOROBENZENE	1	9.4	9.4	2.1	U	
95-50-1	1,2-DICHLOROBENZENE	1	9.4	9.4	2	U	
100-51-6	BENZYL ALCOHOL	1	9.4	9.4	3.1	U	
108-60-1	BIS(2-CHLOROISOPROPYL)ETHER	1	9.4	9.4	1.9	U	
95-48-7	2-METHYLPHENOL	1	9.4	9.4	1.9	U	
621-64-7	N-NITROSO-DI-N-PROPYLAMINE	1	9.4	9.4	1.9	U	
108-39-4	3+4-METHYLPHENOL	1	9.4	9.4	1.9	U	
67-72-1	HEXACHLOROETHANE	1	9.4	9.4	2.1	U	
98-95-3	NITROBENZENE	1	9.4	9.4	1.9	U	
78-59-1	ISOPHORONE	1	9.4	9.4	1.9	U	
88-75-5	2-NITROPHENOL	1	9.4	9.4	1.9	U	
105-67-9	2,4-DIMETHYLPHENOL	1	9.4	9.4	3	U	
111-91-1	BIS(2-CHLOROETHOXY)METHANE	1	9.4	9.4	1.9	U	
120-83-2	2,4-DICHLOROPHENOL	1	9.4	9.4	1.9	U	
65-85-0	BENZOIC ACID	1	47	47	9.4	U	
120-82-1	1,2,4-TRICHLOROBENZENE	1	9.4	9.4	1.9	U	
91-20-3	NAPHTHALENE	1	9.4	9.4	1.9	U	
106-47-8	4-CHLOROANILINE	1	9.4	9.4	2.9	U	
87-68-3	HEXACHLOROBUTADIENE	1	9.4	9.4	1.9	U	

Data Package ID: *SV0810031-1*

GC/MS Semi-volatiles

Method SW8270D

Sample Results

Lab Name: **Paragon Analytics**
Work Order Number: 0810031
Client Name: URS
ClientProject ID: Cistern Excavation

Field ID:	CD 100308
Lab ID:	0810031-2

Sample Matrix: WATER
% Moisture: N/A
Date Collected: 03-Oct-08
Date Extracted: 07-Oct-08
Date Analyzed: 11-Oct-08
Prep Method: SW3520 Rev C

Prep Batch: EX081007-1
QCBatchID: EX081007-1-1
Run ID: SV081011-3
Cleanup: NONE
Basis: As Received
File Name: R9699

Sample Aliquot: 1060 ml
Final Volume: 1 ml
Result Units: UG/L
Clean DF: 1

59-50-7	4-CHLORO-3-METHYLPHENOL	1	9.4	9.4	1.9	U	
91-57-6	2-METHYLNAPHTHALENE	1	9.4	9.4	1.9	U	
77-47-4	HEXACHLOROCYCLOPENTADIENE	1	9.4	9.4	1.9	U	
88-06-2	2,4,6-TRICHLOROPHENOL	1	9.4	9.4	1.9	U	
95-95-4	2,4,5-TRICHLOROPHENOL	1	9.4	9.4	1.9	U	
91-58-7	2-CHLORONAPHTHALENE	1	9.4	9.4	1.9	U	
88-74-4	2-NITROANILINE	1	19	19	4.2	U	
131-11-3	DIMETHYL PHTHALATE	1	9.4	9.4	1.9	U	
606-20-2	2,6-DINITROTOLUENE	1	9.4	9.4	1.9	U	
208-96-8	ACENAPHTHYLENE	1	9.4	9.4	1.9	U	
99-09-2	3-NITROANILINE	1	19	19	3.8	U	
83-32-9	ACENAPHTHENE	1	9.4	9.4	1.9	U	
51-28-5	2,4-DINITROPHENOL	1	19	19	4.7	U	
100-02-7	4-NITROPHENOL	1	19	19	4.9	U	
132-64-9	DIBENZOFURAN	1	9.4	9.4	1.9	U	
121-14-2	2,4-DINITROTOLUENE	1	9.4	9.4	1.9	U	
84-66-2	DIETHYL PHTHALATE	1	9.4	9.4	1.9	U	
86-73-7	FLUORENE	1	9.4	9.4	1.9	U	
7005-72-3	4-CHLOROPHENYL PHENYL ETHER	1	9.4	9.4	1.9	U	
100-01-6	4-NITROANILINE	1	19	19	4.1	U	
103-33-3	AZOBENZENE	1	9.4	9.4	1.9	U	
534-52-1	4,6-DINITRO-2-METHYLPHENOL	1	19	19	5.5	U	
86-30-6	N-NITROSODIPHENYLAMINE	1	9.4	9.4	1.9	U	
101-55-3	4-BROMOPHENYL PHENYL ETHER	1	9.4	9.4	1.9	U	
118-74-1	HEXACHLOROBENZENE	1	9.4	9.4	1.9	U	
58-90-2	2,3,4,6-TETRACHLOROPHENOL	1	9.4	9.4	1.9	U	
85-01-8	PHENANTHRENE	1	9.4	9.4	1.9	U	
120-12-7	ANTHRACENE	1	9.4	9.4	1.9	U	

Data Package ID: *SV0810031-1*

GC/MS Semi-volatiles

Method SW8270D

Sample Results

Lab Name: **Paragon Analytics**
Work Order Number: 0810031
Client Name: URS
ClientProject ID: Cistern Excavation

Field ID:	CD 100308
Lab ID:	0810031-2

Sample Matrix: WATER
% Moisture: N/A
Date Collected: 03-Oct-08
Date Extracted: 07-Oct-08
Date Analyzed: 11-Oct-08
Prep Method: SW3520 Rev C

Prep Batch: EX081007-1
QCBatchID: EX081007-1-1
Run ID: SV081011-3
Cleanup: NONE
Basis: As Received
File Name: R9699

Sample Aliquot: 1060 ml
Final Volume: 1 ml
Result Units: UG/L
Clean DF: 1

86-74-8	CARBAZOLE	1	9.4	9.4	1.9	U	
84-74-2	DI-N-BUTYL PHTHALATE	1	9.4	9.4	1.9	U	
206-44-0	FLUORANTHENE	1	9.4	9.4	1.9	U	
129-00-0	PYRENE	1	9.4	9.4	1.9	U	
85-68-7	BUTYL BENZYL PHTHALATE	1	9.4	9.4	3	U	
56-55-3	BENZO(A)ANTHRACENE	1	9.4	9.4	2.9	U	
91-94-1	3,3'-DICHLOROBENZIDINE	1	9.4	9.4	2.9	U	
218-01-9	CHRYSENE	1	9.4	9.4	1.9	U	
117-81-7	BIS(2-ETHYLHEXYL)PHTHALATE	1	9.4	9.4	1.9	U	
117-84-0	DI-N-OCTYL PHTHALATE	1	9.4	9.4	3	U	
205-99-2	BENZO(B)FLUORANTHENE	1	9.4	9.4	1.9	U	
207-08-9	BENZO(K)FLUORANTHENE	1	9.4	9.4	1.9	U	
50-32-8	BENZO(A)PYRENE	1	9.4	9.4	1.9	U	
193-39-5	INDENO(1,2,3-CD)PYRENE	1	9.4	9.4	1.9	U	
53-70-3	DIBENZO(A,H)ANTHRACENE	1	9.4	9.4	1.9	U	
191-24-2	BENZO(G,H,I)PERYLENE	1	9.4	9.4	1.9	U	
90-12-0	1-METHYLNAPHTHALENE	1	9.4	9.4	1.9	U	

Data Package ID: *SV0810031-1*

GC/MS Semi-volatiles

Method SW8270D

Sample Results

Lab Name: **Paragon Analytics**
Work Order Number: 0810031
Client Name: URS
ClientProject ID: Cistern Excavation

Field ID: CD 100308
Lab ID: 0810031-2

Sample Matrix: WATER
% Moisture: N/A
Date Collected: 03-Oct-08
Date Extracted: 07-Oct-08
Date Analyzed: 11-Oct-08
Prep Method: SW3520 Rev C

Prep Batch: EX081007-1
QCBatchID: EX081007-1-1
Run ID: SV081011-3
Cleanup: NONE
Basis: As Received
File Name: R9699

Sample Aliquot: 1060 ml
Final Volume: 1 ml
Result Units: UG/L
Clean DF: 1

Surrogate Recovery

CASNO	Surrogate Analyte	Result	Flag	Spike Amount	Percent Recovery	Control Limits
118-79-6	2,4,6-TRIBROMOPHENOL	58.6		70.8	83	23 - 100
321-60-8	2-FLUOROBIPHENYL	42.5		47.2	90	21 - 106
367-12-4	2-FLUOROPHENOL	57.4		70.8	81	21 - 100
4165-60-0	NITROBENZENE-D5	44.8		47.2	95	34 - 111
4165-62-2	PHENOL-D5	61.4		70.8	87	15 - 104
1718-51-0	TERPHENYL-D14	44.6		47.2	94	33 - 111

Data Package ID: *SV0810031-1*

GC/MS Semi-volatiles

Method SW8270

Tentatively Identified Compounds

Lab Name: **Paragon Analytics**
Work Order Number: 0810031
Client Name: URS
ClientProject ID: Cistern Excavation

Field ID: CD 100308
Lab ID: 0810031-2

Sample Matrix: WATER
% Moisture: N/A
Date Collected: 03-Oct-08
Date Extracted: 07-Oct-08
Date Analyzed: 11-Oct-08

Prep Batch: EX081007-1
QCBatchID: EX081007-1-1
Run ID: SV081011-3
Cleanup: NONE
Basis: As Received

Sample Aliquot: 1060 ml
Final Volume: 1 ml
Clean DF: 1
File Name: R9699

CASNO	Retention Time	Target Analyte	Dilution Factor	Result	Units	Qualifier
		NONE DETECTED	1			U

Data Package ID: *SV0810031-1*

Supporting QA/QC Data

Surrogate Summary for GC/MS Semi-volatiles

Method SW8270D

Lab Name: **Paragon Analytics**
Work Order Number: 0810031
Client Name: URS
ClientProject ID: Cistern Excavation

PrepBatchID: **EX081007-1**
QC Batch ID: **EX081007-1-1**
Date Extracted: **10/7/2008**

Surrogate Compound	Control Limits Lower	Control Limits Upper
2,4,6-Tribromophenol	23	100
2-Fluorobiphenyl	21	106
2-Fluorophenol	21	100
Nitrobenzene-d5	34	111
Phenol-d5	15	104
Terphenyl-d14	33	111

Lab ID	Client Sample ID	Date Collected	Date Received	246TB % Recovery	2FBP % Recovery	2FP % Recovery	ND5 % Recovery	PD5 % Recovery	TD14 % Recovery
EX081007-1MB	XXXXXXX	NA	XXXXXXX	87	96	85	97	90	101
EX081007-1LCS	XXXXXXX	NA	XXXXXXX	94	89	85	89	88	93
EX081007-1LCSD	XXXXXXX	NA	XXXXXXX	97	88	83	88	88	93
0810031-1	Cistern 100308	10/3/2008	10/3/2008	83	89	79	94	84	92
0810031-2	CD 100308	10/3/2008	10/3/2008	83	90	81	95	87	94

Data Package ID: *SV0810031-1*

GC/MS Semi-volatiles

Method SW8270D

Laboratory Control Sample and Laboratory Control Sample Duplicate

Lab Name: **Paragon Analytics**
Work Order Number: 0810031
Client Name: URS
ClientProject ID: Cistern Excavation

Lab ID: EX081007-1LCS

Sample Matrix: WATER
% Moisture: N/A
Date Collected: N/A
Date Extracted: 10/07/2008
Date Analyzed: 10/11/2008
Prep Method: SW3520C

Prep Batch: EX081007-1
QCBatchID: EX081007-1-1
Run ID: SV081011-3
Cleanup: NONE
Basis: N/A
File Name: R9696

Sample Aliquot: 1000 ml
Final Volume: 1 ml
Result Units: UG/L
Clean DF: 1

CASNO	Target Analyte	Spike Added	LCS Result	Reporting Limit	Result Qualifier	LCS % Rec.	Control Limits
110-86-1	PYRIDINE	60	31	10		52	10 - 108%
62-75-9	N-NITROSODIMETHYLAMINE	60	54.2	10		90	26 - 110%
62-53-3	ANILINE	60	22.1	10		37	25 - 125%
108-95-2	PHENOL	60	50	10		83	49 - 101%
111-44-4	BIS(2-CHLOROETHYL)ETHER	60	52.8	10		88	37 - 110%
95-57-8	2-CHLOROPHENOL	60	49.9	10		83	37 - 106%
541-73-1	1,3-DICHLOROBENZENE	60	48.2	10		80	32 - 98%
106-46-7	1,4-DICHLOROBENZENE	60	48.3	10		81	32 - 98%
95-50-1	1,2-DICHLOROBENZENE	60	48.6	10		81	33 - 102%
100-51-6	BENZYL ALCOHOL	60	52.3	10		87	30 - 112%
108-60-1	BIS(2-CHLOROISOPROPYL)ETHER	60	48.8	10		81	26 - 131%
95-48-7	2-METHYLPHENOL	60	50.2	10		84	38 - 109%
621-64-7	N-NITROSO-DI-N-PROPYLAMINE	60	53.8	10		90	34 - 128%
108-39-4	3+4-METHYLPHENOL	60	50.2	10		84	32 - 110%
67-72-1	HEXACHLOROETHANE	60	48.7	10		81	28 - 94%
98-95-3	NITROBENZENE	60	50.8	10		85	44 - 109%
78-59-1	ISOPHORONE	60	51.2	10		85	50 - 112%
88-75-5	2-NITROPHENOL	60	50.9	10		85	39 - 113%
105-67-9	2,4-DIMETHYLPHENOL	60	44	10		73	28 - 109%
111-91-1	BIS(2-CHLOROETHOXY)METHANE	60	48.8	10		81	46 - 107%
120-83-2	2,4-DICHLOROPHENOL	60	50	10		83	48 - 105%
65-85-0	BENZOIC ACID	100	62.8	50		63	10 - 125%
120-82-1	1,2,4-TRICHLOROBENZENE	60	45.3	10		76	37 - 107%
91-20-3	NAPHTHALENE	60	46.2	10		77	39 - 102%
106-47-8	4-CHLOROANILINE	60	44.1	10		73	15 - 109%
87-68-3	HEXACHLOROBUTADIENE	60	44.4	10		74	27 - 103%

Data Package ID: *SV0810031-1*

GC/MS Semi-volatiles

Method SW8270D

Laboratory Control Sample and Laboratory Control Sample Duplicate

Lab Name: **Paragon Analytics**
Work Order Number: 0810031
Client Name: URS
ClientProject ID: Cistern Excavation

Lab ID: EX081007-1LCS

Sample Matrix: WATER
% Moisture: N/A
Date Collected: N/A
Date Extracted: 10/07/2008
Date Analyzed: 10/11/2008
Prep Method: SW3520C

Prep Batch: EX081007-1
QCBatchID: EX081007-1-1
Run ID: SV081011-3
Cleanup: NONE
Basis: N/A
File Name: R9696

Sample Aliquot: 1000 ml
Final Volume: 1 ml
Result Units: UG/L
Clean DF: 1

CASNO	Target Analyte	Spike Added	LCS Result	Reporting Limit	Result Qualifier	LCS % Rec.	Control Limits
59-50-7	4-CHLORO-3-METHYLPHENOL	60	51.8	10		86	47 - 111%
91-57-6	2-METHYLNAPHTHALENE	60	46.7	10		78	46 - 104%
77-47-4	HEXACHLOROCYCLOPENTADIENE	60	11.5	10		19	10 - 125%
88-06-2	2,4,6-TRICHLOROPHENOL	60	53.1	10		88	49 - 113%
95-95-4	2,4,5-TRICHLOROPHENOL	60	55.6	10		93	49 - 111%
91-58-7	2-CHLORONAPHTHALENE	60	51.9	10		87	36 - 137%
88-74-4	2-NITROANILINE	60	57.7	20		96	48 - 115%
131-11-3	DIMETHYL PHTHALATE	60	54.3	10		91	25 - 127%
606-20-2	2,6-DINITROTOLUENE	60	56.3	10		94	49 - 117%
208-96-8	ACENAPHTHYLENE	60	54.5	10		91	50 - 107%
99-09-2	3-NITROANILINE	60	57.2	20		95	19 - 126%
83-32-9	ACENAPHTHENE	60	54.2	10		90	47 - 108%
51-28-5	2,4-DINITROPHENOL	60	57	20		95	14 - 138%
100-02-7	4-NITROPHENOL	60	55	20		92	21 - 119%
132-64-9	DIBENZOFURAN	60	53.1	10		88	54 - 107%
121-14-2	2,4-DINITROTOLUENE	60	57.6	10		96	51 - 118%
84-66-2	DIETHYL PHTHALATE	60	54.6	10		91	41 - 118%
86-73-7	FLUORENE	60	54.3	10		91	50 - 112%
7005-72-3	4-CHLOROPHENYL PHENYL ETHER	60	54.2	10		90	50 - 111%
100-01-6	4-NITROANILINE	60	57.3	20		95	36 - 118%
103-33-3	AZOBENZENE	60	54.7	10		91	21 - 137%
534-52-1	4,6-DINITRO-2-METHYLPHENOL	60	57	20		95	40 - 130%
86-30-6	N-NITROSODIPHENYLAMINE	60	47.6	10		79	48 - 111%
101-55-3	4-BROMOPHENYL PHENYL ETHER	60	56.1	10		93	52 - 113%
118-74-1	HEXACHLOROBENZENE	60	55.8	10		93	52 - 112%
58-90-2	2,3,4,6-TETRACHLOROPHENOL	100	89.2	10		89	23 - 112%
85-01-8	PHENANTHRENE	60	55.6	10		93	51 - 117%

Data Package ID: *SV0810031-1*

GC/MS Semi-volatiles

Method SW8270D

Laboratory Control Sample and Laboratory Control Sample Duplicate

Lab Name: **Paragon Analytics**
Work Order Number: 0810031
Client Name: URS
ClientProject ID: Cistern Excavation

Lab ID: EX081007-1LCS

Sample Matrix: WATER
% Moisture: N/A
Date Collected: N/A
Date Extracted: 10/07/2008
Date Analyzed: 10/11/2008
Prep Method: SW3520C

Prep Batch: EX081007-1
QCBatchID: EX081007-1-1
Run ID: SV081011-3
Cleanup: NONE
Basis: N/A
File Name: R9696

Sample Aliquot: 1000 ml
Final Volume: 1 ml
Result Units: UG/L
Clean DF: 1

CASNO	Target Analyte	Spike Added	LCS Result	Reporting Limit	Result Qualifier	LCS % Rec.	Control Limits
120-12-7	ANTHRACENE	60	56.1	10		94	54 - 112%
86-74-8	CARBAZOLE	60	56.1	10		94	48 - 117%
84-74-2	DI-N-BUTYL PHTHALATE	60	57.5	10		96	54 - 116%
206-44-0	FLUORANTHENE	60	57.6	10		96	54 - 116%
129-00-0	PYRENE	60	55.2	10		92	49 - 128%
85-68-7	BUTYL BENZYL PHTHALATE	60	57.2	10		95	46 - 116%
56-55-3	BENZO(A)ANTHRACENE	60	56.3	10		94	56 - 109%
91-94-1	3,3'-DICHLOROBENZIDINE	60	11.2	10		19	19 - 111%
218-01-9	CHRYSENE	60	55.8	10		93	55 - 109%
117-81-7	BIS(2-ETHYLHEXYL)PHTHALATE	60	56.3	10		94	42 - 126%
117-84-0	DI-N-OCTYL PHTHALATE	60	57.7	10		96	37 - 137%
205-99-2	BENZO(B)FLUORANTHENE	60	55.3	10		92	45 - 118%
207-08-9	BENZO(K)FLUORANTHENE	60	56.3	10		94	45 - 124%
50-32-8	BENZO(A)PYRENE	60	52.4	10		87	53 - 110%
193-39-5	INDENO(1,2,3-CD)PYRENE	60	53.1	10		88	43 - 125%
53-70-3	DIBENZO(A,H)ANTHRACENE	60	56.4	10		94	42 - 127%
191-24-2	BENZO(G,H,I)PERYLENE	60	54.6	10		91	38 - 123%
90-12-0	1-METHYLNAPHTHALENE	60	48.2	10		80	46 - 104%

Data Package ID: *SV0810031-1*

GC/MS Semi-volatiles

Method SW8270D

Laboratory Control Sample and Laboratory Control Sample Duplicate

Lab Name: **Paragon Analytics**
Work Order Number: 0810031
Client Name: URS
ClientProject ID: Cistern Excavation

Lab ID: EX081007-1LCSD

Sample Matrix: WATER
% Moisture: N/A
Date Collected: N/A
Date Extracted: 10/07/2008
Date Analyzed: 10/11/2008
Prep Method: SW3520C

Prep Batch: EX081007-1
QCBatchID: EX081007-1-1
Run ID: SV081011-3
Cleanup: NONE
Basis: N/A
File Name: R9697

Sample Aliquot: 1000 ml
Final Volume: 1 ml
Result Units: UG/L
Clean DF: 1

CASNO	Target Analyte	Spike Added	LCSD Result	Reporting Limit	Result Qualifier	LCSD % Rec.	RPD Limit	RPD
110-86-1	PYRIDINE	60	45.5	10	+	76	20	38
62-75-9	N-NITROSODIMETHYLAMINE	60	54.1	10		90	20	0
62-53-3	ANILINE	60	50.3	10	+	84	20	78
108-95-2	PHENOL	60	51.2	10		85	20	2
111-44-4	BIS(2-CHLOROETHYL)ETHER	60	50.8	10		85	20	4
95-57-8	2-CHLOROPHENOL	60	48.5	10		81	20	3
541-73-1	1,3-DICHLOROBENZENE	60	47.2	10		79	20	2
106-46-7	1,4-DICHLOROBENZENE	60	47.4	10		79	20	2
95-50-1	1,2-DICHLOROBENZENE	60	48.4	10		81	20	0
100-51-6	BENZYL ALCOHOL	60	52.6	10		88	20	1
108-60-1	BIS(2-CHLOROISOPROPYL)ETHER	60	46.6	10		78	20	5
95-48-7	2-METHYLPHENOL	60	49.9	10		83	20	1
621-64-7	N-NITROSO-DI-N-PROPYLAMINE	60	54.2	10		90	20	1
108-39-4	3+4-METHYLPHENOL	60	50.3	10		84	20	0
67-72-1	HEXACHLOROETHANE	60	47.4	10		79	20	3
98-95-3	NITROBENZENE	60	49.1	10		82	20	3
78-59-1	ISOPHORONE	60	50.1	10		84	20	2
88-75-5	2-NITROPHENOL	60	51.5	10		86	20	1
105-67-9	2,4-DIMETHYLPHENOL	60	43.6	10		73	20	1
111-91-1	BIS(2-CHLOROETHOXY)METHANE	60	48.2	10		80	20	1
120-83-2	2,4-DICHLOROPHENOL	60	50	10		83	20	0
65-85-0	BENZOIC ACID	100	60	50		60	20	4
120-82-1	1,2,4-TRICHLOROBENZENE	60	44.2	10		74	20	3
91-20-3	NAPHTHALENE	60	45.5	10		76	20	1
106-47-8	4-CHLOROANILINE	60	48.2	10		80	20	9
87-68-3	HEXACHLOROBUTADIENE	60	43.3	10		72	20	3
59-50-7	4-CHLORO-3-METHYLPHENOL	60	52.5	10		88	20	1

Data Package ID: *SV0810031-1*

GC/MS Semi-volatiles

Method SW8270D

Laboratory Control Sample and Laboratory Control Sample Duplicate

Lab Name: **Paragon Analytics**
Work Order Number: 0810031
Client Name: URS
ClientProject ID: Cistern Excavation

Lab ID: EX081007-1LCSD

Sample Matrix: WATER
% Moisture: N/A
Date Collected: N/A
Date Extracted: 10/07/2008
Date Analyzed: 10/11/2008
Prep Method: SW3520C

Prep Batch: EX081007-1
QCBatchID: EX081007-1-1
Run ID: SV081011-3
Cleanup: NONE
Basis: N/A
File Name: R9697

Sample Aliquot: 1000 ml
Final Volume: 1 ml
Result Units: UG/L
Clean DF: 1

CASNO	Target Analyte	Spike Added	LCSD Result	Reporting Limit	Result Qualifier	LCSD % Rec.	RPD Limit	RPD
91-57-6	2-METHYLNAPHTHALENE	60	46.8	10		78	20	0
77-47-4	HEXACHLOROCYCLOPENTADIENE	60	13.1	10		22	20	13
88-06-2	2,4,6-TRICHLOROPHENOL	60	53.3	10		89	20	0
95-95-4	2,4,5-TRICHLOROPHENOL	60	56.6	10		94	20	2
91-58-7	2-CHLORONAPHTHALENE	60	51.7	10		86	20	0
88-74-4	2-NITROANILINE	60	59.5	20		99	20	3
131-11-3	DIMETHYL PHTHALATE	60	54.8	10		91	20	1
606-20-2	2,6-DINITROTOLUENE	60	56.6	10		94	20	0
208-96-8	ACENAPHTHYLENE	60	53.7	10		89	20	1
99-09-2	3-NITROANILINE	60	60.3	20		101	20	5
83-32-9	ACENAPHTHENE	60	53.5	10		89	20	1
51-28-5	2,4-DINITROPHENOL	60	58	20		97	20	2
100-02-7	4-NITROPHENOL	60	60.7	20		101	20	10
132-64-9	DIBENZOFURAN	60	53.5	10		89	20	1
121-14-2	2,4-DINITROTOLUENE	60	59.6	10		99	20	3
84-66-2	DIETHYL PHTHALATE	60	56.1	10		93	20	3
86-73-7	FLUORENE	60	54.6	10		91	20	0
7005-72-3	4-CHLOROPHENYL PHENYL ETHER	60	53.9	10		90	20	1
100-01-6	4-NITROANILINE	60	63	20		105	20	10
103-33-3	AZOBENZENE	60	55.7	10		93	20	2
534-52-1	4,6-DINITRO-2-METHYLPHENOL	60	60.8	20		101	20	6
86-30-6	N-NITROSODIPHENYLAMINE	60	49.2	10		82	20	3
101-55-3	4-BROMOPHENYL PHENYL ETHER	60	56.9	10		95	20	2
118-74-1	HEXACHLOROBENZENE	60	56.9	10		95	20	2
58-90-2	2,3,4,6-TETRACHLOROPHENOL	100	93	10		93	20	4
85-01-8	PHENANTHRENE	60	56.3	10		94	20	1
120-12-7	ANTHRACENE	60	56.4	10		94	20	1

Data Package ID: *SV0810031-1*

GC/MS Semi-volatiles

Method SW8270D

Laboratory Control Sample and Laboratory Control Sample Duplicate

Lab Name: **Paragon Analytics**
Work Order Number: 0810031
Client Name: URS
ClientProject ID: Cistern Excavation

Lab ID: EX081007-1LCSD

Sample Matrix: WATER
% Moisture: N/A
Date Collected: N/A
Date Extracted: 10/07/2008
Date Analyzed: 10/11/2008
Prep Method: SW3520C

Prep Batch: EX081007-1
QCBatchID: EX081007-1-1
Run ID: SV081011-3
Cleanup: NONE
Basis: N/A
File Name: R9697

Sample Aliquot: 1000 ml
Final Volume: 1 ml
Result Units: UG/L
Clean DF: 1

CASNO	Target Analyte	Spike Added	LCSD Result	Reporting Limit	Result Qualifier	LCSD % Rec.	RPD Limit	RPD
86-74-8	CARBAZOLE	60	58.1	10		97	20	4
84-74-2	DI-N-BUTYL PHTHALATE	60	58.3	10		97	20	1
206-44-0	FLUORANTHENE	60	57.9	10		96	20	0
129-00-0	PYRENE	60	54.5	10		91	20	1
85-68-7	BUTYL BENZYL PHTHALATE	60	56.5	10		94	20	1
56-55-3	BENZO(A)ANTHRACENE	60	56	10		93	20	0
91-94-1	3,3'-DICHLOROBENZIDINE	60	54.4	10	+	91	20	132
218-01-9	CHRYSENE	60	56.3	10		94	20	1
117-81-7	BIS(2-ETHYLHEXYL)PHTHALATE	60	56.6	10		94	20	0
117-84-0	DI-N-OCTYL PHTHALATE	60	58.3	10		97	20	1
205-99-2	BENZO(B)FLUORANTHENE	60	55.7	10		93	20	1
207-08-9	BENZO(K)FLUORANTHENE	60	58.1	10		97	20	3
50-32-8	BENZO(A)PYRENE	60	53.6	10		89	20	2
193-39-5	INDENO(1,2,3-CD)PYRENE	60	53.2	10		89	20	0
53-70-3	DIBENZO(A,H)ANTHRACENE	60	56.8	10		95	20	1
191-24-2	BENZO(G,H,I)PERYLENE	60	54.9	10		91	20	0
90-12-0	1-METHYLNAPHTHALENE	60	47.8	10		80	20	1

Data Package ID: *SV0810031-1*

GC/MS Semi-volatiles

Method SW8270D

Laboratory Control Sample and Laboratory Control Sample Duplicate

Lab Name: **Paragon Analytics**
Work Order Number: 0810031
Client Name: URS
ClientProject ID: Cistern Excavation

Surrogate Recovery LCS/LCSD

CASNO	Target Analyte	Spike Added	LCS % Rec.	LCS Flag	LCSD % Rec.	LCSD Flag	Control Limits
118-79-6	2,4,6-TRIBROMOPHENOL	75	94		97		23 - 100
321-60-8	2-FLUOROBIPHENYL	50	89		88		21 - 106
367-12-4	2-FLUOROPHENOL	75	85		83		21 - 100
4165-60-0	NITROBENZENE-D5	50	89		88		34 - 111
4165-62-2	PHENOL-D5	75	88		88		15 - 104
1718-51-0	TERPHENYL-D14	50	93		93		33 - 111

Data Package ID: *SV0810031-1*

Prep Batch ID: EX081007-1

Start Date: 10/07/08
Start Time: 11:00
Prep Analyst: Brendon Howard

End Date: 10/09/08
End Time: 9:00

Concentration Method: CKIS
Extract Method: SW3520C
Initial Volume Units: ml
Final Volume Units: ml

Batch Created By: bch
Date Created: 10/07/08
Time Created: 10:57
Validated By: tlb
Date Validated: 10/09/08
Time Validated: 15:54

Comments:

QC Batch ID: EX081007-1-1

Lab ID	QC Type	Field ID	Matrix	Date Collected	Initial Wt/Vol	Final Wt/Vol	Cleanup Method	Cleanup DF	Order Number
EX081007-1	MB	XXXXXX	WATER	XXXXXX	1000	1	NONE	1	0810031
EX081007-1	LCS	XXXXXX	WATER	XXXXXX	1000	1	NONE	1	0810031
EX081007-1	LCSD	XXXXXX	WATER	XXXXXX	1000	1	NONE	1	0810031
0810031-1	SMP	Cistern 100308	WATER	10/3/2008	1060	1	NONE	1	0810031
0810031-2	SMP	CD 100308	WATER	10/3/2008	1060	1	NONE	1	0810031

In generating this benchsheet, prep analyst states that all aspects of sample preparation as set forth in the appropriate PAR SOP's (including Kuderna-Danish temperatures, proper flow settings on the N-evap, and final volumes) were properly adhered to (unless otherwise noted herein).

QC Types

CAR	Carrier reference sample		DUP	Laboratory Duplicate
LCS	Laboratory Control Sample		LCSD	Laboratory Control Sample Duplicate
MB	Method Blank		MS	Laboratory Matrix Spike
MSD	Laboratory Matrix Spike Duplicate		REP	Sample replicate
SMP	Field Sample		SYS	Sample Yield Spike

5B

Semi-Volatile Organic GC/MS Tuning And Mass Calibration--Decafluorotriphenylphosphine (DFTPP)

Lab Name: **Paragon Analytics**
Work Order Number: 0810031
Client Name: URS
ClientProject ID: Cistern Excavation

DFTPP Injection Date: 10/11/2008
DFTPP Injection Time: 14:23
Instrument ID: HPSV3

Reported on: Wednesday, October 15, 2008

FileID: R9684

m/e	Ion Abundance Criteria SW8270D	% Relative Abundance
51	30.0 - 60.0 percent of mass 198	43.2
68	Less than 2.0 percent of mass 69	0
69	Mass 69 relative abundance of mass 198	51.7
70	Less than 2.0 percent of mass 69	0
127	40.0 - 60.0 percent of mass 198	55.8
197	Less than 1.0 percent of mass 198	0
198	Base peak, 100 percent of relative abundance	100
199	5.0 - 9.0 percent of mass 198	6.9
275	10.0 - 30.0 percent of mass 198	25.5
365	Greater than 1.00 percent of mass 198	3.3
441	Present, but less than mass 443 (percent of 443)	83.9
442	Greater than 40.0 percent of mass 198	94.6
443	17.0 - 23.0 percent of mass 442	19.5

THIS TUNE APPLIES TO THE FOLLOWING SAMPLES, MS/MSD, BLANKS, AND STANDARDS:

Client Sample ID	Lab Sample ID	Lab File ID	Date Analyzed	Time Analyzed	QC BatchID
XXXXXXX	ICALSV060CSTD	R9685	10/11/2008	14:38	SV081011-3
XXXXXXX	ICALSV001CSTD	R9686	10/11/2008	15:02	SV081011-3
XXXXXXX	ICALSV005CSTD	R9687	10/11/2008	15:26	SV081011-3
XXXXXXX	ICALSV010CSTD	R9688	10/11/2008	15:49	SV081011-3
XXXXXXX	ICALSV020CSTD	R9689	10/11/2008	16:13	SV081011-3
XXXXXXX	ICALSV040CSTD	R9690	10/11/2008	16:37	SV081011-3
XXXXXXX	ICALSV080CSTD	R9691	10/11/2008	17:01	SV081011-3
XXXXXXX	ICALSV100CSTD	R9692	10/11/2008	17:24	SV081011-3
XXXXXXX	ICALSV120CSTD	R9693	10/11/2008	17:48	SV081011-3
XXXXXXX	ICVSV050ICV	R9694	10/11/2008	18:12	SV081011-3
XXXXXXX	EX081007-1MB	R9695	10/11/2008	18:36	EX081007-1-1
XXXXXXX	EX081007-1LCS	R9696	10/11/2008	19:00	EX081007-1-1
XXXXXXX	EX081007-1LCSD	R9697	10/11/2008	19:23	EX081007-1-1

Data Package ID: *SV0810031-1*

5B

Semi-Volatile Organic GC/MS Tuning And Mass Calibration--Decafluorotriphenylphosphine (DFTPP)

Lab Name: **Paragon Analytics**
Work Order Number: 0810031
Client Name: URS
ClientProject ID: Cistern Excavation

DFTPP Injection Date: 10/11/2008
DFTPP Injection Time: 14:23
Instrument ID: HPSV3

Reported on: Tuesday, October 14, 2008

FileID: R9684

m/e	Ion Abundance Criteria SW8270D	% Relative Abundance
51	30.0 - 60.0 percent of mass 198	43.2
68	Less than 2.0 percent of mass 69	0
69	Mass 69 relative abundance of mass 198	51.7
70	Less than 2.0 percent of mass 69	0
127	40.0 - 60.0 percent of mass 198	55.8
197	Less than 1.0 percent of mass 198	0
198	Base peak, 100 percent of relative abundance	100
199	5.0 - 9.0 percent of mass 198	6.9
275	10.0 - 30.0 percent of mass 198	25.5
365	Greater than 1.00 percent of mass 198	3.3
441	Present, but less than mass 443 (percent of 443)	83.9
442	Greater than 40.0 percent of mass 198	94.6
443	17.0 - 23.0 percent of mass 442	19.5

THIS TUNE APPLIES TO THE FOLLOWING SAMPLES, MS/MSD, BLANKS, AND STANDARDS:

Client Sample ID	Lab Sample ID	Lab File ID	Date Analyzed	Time Analyzed	QC BatchID
Cistern 100308	0810031-1	R9698	10/11/2008	19:47	EX081007-1-1
CD 100308	0810031-2	R9699	10/11/2008	20:11	EX081007-1-1

Data Package ID: *SV0810031-1*

101108S3
HPSV-3

FORM 6

	R9693.D 120	R9692.D 100	R9691.D 80	R9685.D 60	R9690.D 40	R9689.D 20	R9688.D 10	R9687.D 5	R9686.D 1	Average	%RSD		Curve type	Corr (r2)	Higher order equation quad term	linear term	const term
1,4-Dichlorobenzene-d4																	
1,4-Dioxane	0.757	0.762	0.756	0.758	0.753	0.709	0.655	0.641	0.493	0.698	12.87		Ave RF	n/a			
Pyridine	1.856	1.913	1.887	1.938	2.018	1.920	1.878	1.715		1.891	4.57		Ave RF	n/a			
n-Nitrosodimethylamine	1.134	1.140	1.131	1.145	1.174	1.104	1.080	0.971	0.794	1.075	11.23		Ave RF	n/a			
2-Fluorophenol	1.465	1.484	1.497	1.486	1.499	1.410	1.387	1.325		1.444	4.40		Ave RF	n/a			
2-Chlorophenol-d4	1.212	1.235	1.246	1.276	1.306	1.308	1.344	1.287		1.277	3.39		Ave RF	n/a			
Aniline	2.242	2.304	2.189	2.277	2.413	2.369	2.508	2.303		2.326	4.35		Ave RF	n/a			
Phenol-d5	1.681	1.712	1.753	1.752	1.798	1.803	1.837	1.732		1.759	2.94		Ave RF	n/a			
Phenol	1.892	1.896	1.917	1.975	2.077	2.087	2.152	2.027		2.003	4.90	CCC	Ave RF	n/a			
Tetramethylurea	2.707	2.666	2.730	2.687	2.776	2.735	2.903	2.968		2.771	3.89		Ave RF	n/a			
Bis(2-chloroethyl)ether	1.383	1.418	1.464	1.488	1.569	1.583	1.669	1.647		1.527	6.89		Ave RF	n/a			
2-Chlorophenol	1.272	1.286	1.279	1.333	1.387	1.371	1.439	1.336		1.338	4.41		Ave RF	n/a			
1,3-Dichlorobenzene	1.420	1.438	1.416	1.479	1.539	1.538	1.582	1.519		1.491	4.18		Ave RF	n/a			
1,4-Dichlorobenzene	1.409	1.435	1.414	1.457	1.522	1.508	1.563	1.527		1.479	3.93	CCC	Ave RF	n/a			
1,2-Dichlorobenzene-d4	0.818	0.827	0.838	0.859	0.874	0.911	0.938	0.934		0.875	5.46		Ave RF	n/a			
1,2-Dichlorobenzene	1.262	1.277	1.269	1.304	1.381	1.409	1.447	1.395		1.343	5.44		Ave RF	n/a			
Benzyl Alcohol	0.873	0.881	0.881	0.915	0.949	0.902	0.905	0.793		0.887	5.08		Ave RF	n/a			
Bis(2-chloroisopropyl)ether	1.927	2.149	2.250	2.466	2.743	2.949	3.196	3.161		2.605	18.41		quadratic	0.999	-0.35209	2.96798	0.06568
2-Methylphenol	0.990	0.980	0.985	1.027	1.082	1.070	1.114	1.031		1.035	4.81		Ave RF	n/a			
n-Nitroso-di-n-propylamine	0.886	0.943	0.945	0.984	1.067	1.106	1.135	1.094		1.020	9.02	SPCC	Ave RF	n/a			
3+4-Methylphenol	1.188	1.199	1.200	1.237	1.324	1.300	1.336	1.250		1.254	4.71		Ave RF	n/a			
N-Methylaniline	1.833	1.790	1.800	1.825	1.915	1.995	2.109	2.131		1.925	7.19		Ave RF	n/a			
Hexachloroethane	0.608	0.620	0.612	0.630	0.655	0.636	0.659	0.630		0.631	2.95		Ave RF	n/a			
N,N-Dimethylaniline	1.717	1.673	1.693	1.720	1.772	1.818	1.945	1.961		1.787	6.27		Ave RF	n/a			
Naphthalene-d8																	
Nitrobenzene-d5	0.357	0.380	0.396	0.405	0.417	0.439	0.450	0.435		0.410	7.74		Ave RF	n/a			
Nitrobenzene	0.154	0.157	0.159	0.164	0.174	0.176	0.184	0.178		0.169	6.66		Ave RF	n/a			
Isophorone	0.678	0.731	0.728	0.768	0.814	0.828	0.837	0.785		0.771	7.24		Ave RF	n/a			
N-Ethylaniline	0.625	0.653	0.664	0.690	0.715	0.751	0.770	0.759		0.703	7.66		Ave RF	n/a			
2-Nitrophenol	0.183	0.186	0.184	0.191	0.197	0.189	0.183	0.162		0.184	5.63	CCC	Ave RF	n/a			
2,4-Dimethylphenol	0.346	0.367	0.362	0.376	0.390	0.400	0.410	0.379		0.379	5.53		Ave RF	n/a			
Bis(2-chloroethoxy)methane	0.435	0.452	0.454	0.473	0.494	0.502	0.524	0.510		0.481	6.59		Ave RF	n/a			
2,4-Dichlorophenol	0.275	0.279	0.277	0.289	0.296	0.294	0.290	0.257		0.282	4.56	CCC	Ave RF	n/a			
Benzoic acid	0.227	0.216	0.213	0.216	0.188	0.148				0.201	14.49		Ave RF	n/a			
1,2,4-Trichlorobenzene	0.285	0.292	0.288	0.299	0.308	0.312	0.329	0.327		0.305	5.52		Ave RF	n/a			
Naphthalene	0.906	0.947	0.941	0.975	1.017	1.033	1.075	1.054		0.994	6.05		Ave RF	n/a			
4-Chloroaniline	0.386	0.390	0.393	0.409	0.417	0.412	0.423	0.386		0.402	3.70		Ave RF	n/a			
Hexachlorobutadiene	0.162	0.170	0.167	0.173	0.180	0.181	0.189	0.183		0.176	5.18	CCC	Ave RF	n/a			
4-Chloro-3-methylphenol	0.314	0.326	0.324	0.334	0.347	0.335	0.333	0.279		0.324	6.30	CCC	Ave RF	n/a			
2-Methylnaphthalene	0.617	0.646	0.640	0.657	0.685	0.696	0.716	0.668		0.666	4.87		Ave RF	n/a			
1-Methylnaphthalene	0.597	0.630	0.624	0.645	0.677	0.689	0.712	0.680		0.657	5.90		Ave RF	n/a			
Acenaphthene-d10																	
Hexachlorocyclopentadiene	0.300	0.274	0.253	0.285	0.235	0.193	0.162	0.101		0.225	30.42	SPCC	quadratic	0.995	0.02282	0.23156	-0.01715
2,4,6-Trichlorophenol	0.346	0.345	0.343	0.358	0.364	0.348	0.350	0.307		0.345	4.93	CCC	Ave RF	n/a			
2,4,5-Trichlorophenol	0.340	0.352	0.348	0.361	0.368	0.364	0.357	0.297		0.348	6.50		Ave RF	n/a			
2-Fluorobiphenyl	1.182	1.243	1.260	1.290	1.308	1.394	1.428	1.446		1.319	7.17		Ave RF	n/a			
2-Chloronaphthalene	1.099	1.117	1.105	1.134	1.178	1.185	1.229	1.180		1.153	4.03		Ave RF	n/a			
2-Nitroaniline	0.432	0.450	0.450	0.476	0.496	0.475	0.467	0.394		0.455	6.95		Ave RF	n/a			
1,4-Dinitrobenzene	0.180	0.180	0.174	0.178	0.182	0.169	0.153	0.113		0.166	14.12		Ave RF	n/a			
Dimethylphthalate	1.186	1.198	1.184	1.228	1.280	1.328	1.364	1.330		1.262	5.76		Ave RF	n/a			
1,3-Dinitrobenzene	0.196	0.191	0.196	0.199	0.206	0.201	0.191	0.162		0.193	6.94		Ave RF	n/a			
2,6-Dinitrotoluene	0.275	0.272	0.278	0.287	0.306	0.313	0.310	0.283		0.291	5.74		Ave RF	n/a			
1,2-Dinitrobenzene	0.135	0.134	0.136	0.139	0.142	0.138	0.143	0.120		0.136	5.29		Ave RF	n/a			
Acenaphthylene	1.753	1.804	1.777	1.860	1.927	1.969	1.999	1.928		1.877	4.90		Ave RF	n/a			
3-Nitroaniline	0.293	0.301	0.292	0.297	0.300	0.292	0.290	0.239		0.288	7.02		Ave RF	n/a			
Acenaphthene	1.072	1.116	1.091	1.126	1.177	1.168	1.179	1.177		1.138	3.75	CCC	Ave RF	n/a			
2,4-Dinitrophenol	0.122	0.117	0.110	0.099	0.097	0.062				0.101	21.17	SPCC	quadratic	0.999	0.00833	0.10394	-0.02088
4-Nitrophenol	0.160	0.166	0.163	0.157	0.162	0.137				0.157	6.69	SPCC	Ave RF	n/a			
Dibenzofuran	1.420	1.466	1.473	1.521	1.584	1.594	1.646	1.559		1.533	4.98		Ave RF	n/a			
2,4-Dinitrotoluene	0.370	0.369	0.370	0.370	0.378	0.362	0.356	0.305		0.360	6.41		Ave RF	n/a			
2,3,5,6-Tetrachlorophenol	0.266	0.269	0.262	0.270	0.274	0.241	0.219			0.257	7.86		Ave RF	n/a			
2,3,4,6-Tetrachlorophenol	0.293	0.287	0.298	0.304	0.310	0.287	0.262			0.291	5.32		Ave RF	n/a			
Diethylphthalate	1.182	1.197	1.227	1.241	1.296	1.291	1.337	1.296		1.258	4.35		Ave RF	n/a			
Fluorene	1.146	1.171	1.161	1.207	1.261	1.287	1.343	1.283		1.232	5.81		Ave RF	n/a			
4-Chlorophenyl phenyl ether	0.545	0.550	0.551	0.560	0.593	0.585	0.605	0.589		0.572	4.08		Ave RF	n/a			
4-Nitroaniline	0.273	0.277	0.279	0.273	0.289	0.253	0.248	0.197		0.261	11.17		Ave RF	n/a			
Azobenzene	1.302	1.386	1.424	1.512	1.626	1.671	1.714	1.633		1.534	9.79		Ave RF	n/a			
2,4,6-Tribromophenol	0.181	0.183	0.180	0.179	0.179	0.171	0.155			0.175	5.56		Ave RF	n/a			
Phenanthrene-d10																	
4,6-Dinitro-2-methylphenol	0.121	0.121	0.119	0.119	0.118	0.096				0.115	8.43		Ave RF	n/a			
n-Nitrosodiphenylamine	0.606	0.614	0.619	0.650	0.677	0.713	0.737	0.703		0.665	7.51	CCC	Ave RF	n/a			
4-Bromophenyl phenyl ether	0.213	0.215	0.217	0.228	0.236	0.243	0.250	0.245		0.231	6.39		Ave RF	n/a			
Hexachlorobenzene	0.234	0.240	0.240	0.253	0.264	0.278	0.283	0.282		0.259	7.81		Ave RF	n/a			
Pentachlorophenol	0.124	0.124	0.119	0.122	0.113	0.087				0.115	12.52	CCC	Ave RF	n/a			
Phenanthrene	1.039	1.082	1.075	1.133	1.151	1.180	1.218	1.205		1.135	5.73		Ave RF	n/a			
Anthracene	1.061	1.090	1.098	1.143	1.192	1.211	1.215	1.162		1.146	5.11		Ave RF	n/a			
Carbazole	0.945	0.991	0.983	1.015	1.075	1.067	1.038	0.993		1.013	4.38		Ave RF	n/a			
Di-n-butylphthalate	1.322	1.402	1.428	1.523	1.598	1.656	1.623	1.571		1.515	7.85		Ave RF	n/a			
Fluoranthene	1.125	1.193	1.184	1.211	1.279	1.282	1.252	1.253		1.222	4.44	CCC	Ave RF	n/a			
Chrysene-d12																	
Benzidine	0.895	0.843	0.804	0.784	0.760	0.675	0.646	0.580		0.748	14.20		Ave RF	n/a			
Pyrene	1.419	1.380	1.363	1.425	1.411	1.409	1.481	1.413		1.413	2.45		Ave RF	n/a			
p-Terphenyl-d14	0.975	0.956	0.948	0.979	0.950	0.953	0.996	0.978		0.967	1.81		Ave RF	n/a			
Butylbenzylphthalate	0.656	0.673	0.678	0.708	0.734	0.722	0.735	0.669		0.697	4.55		Ave RF	n/a			
Bis(2-ethylhexyl) adipate	0.512	0.522	0.530	0.549	0.575	0.607	0.630	0.591		0.564	7.61		Ave RF	n/a			
Benzo[a]anthracene	1.147	1.161	1.155	1.179	1.230	1.209	1.250	1.193		1.191	3.12		Ave RF	n/a			
3,3'-Dichlorobenzidine	0.465	0.464	0.471	0.475	0.472	0.446	0.415	0.364		0.446	8.69		Ave RF	n/a			
Chrysene	1.078	1.099	1.091	1.123	1.171	1.175	1.202	1.153		1.136	3.98		Ave RF	n/a			
Bis(2-ethylhexyl)phthalate	0.870	0.901	0.906	0.923	0.980	0.989	0.992	0.918		0.935	4.91		Ave RF	n/a			
Di-n-octylphthalate	1.291	1.318	1.384	1.432	1.545	1.526	1.480	1.301		1.410	7.20	CCC	Ave RF	n/a			
Perylene-d12																	
Benzo[b]fluoranthene	1.236	1.254	1.256	1.277	1.324	1.279	1.258	1.261		1.268	2.08		Ave RF	n/a			
Benzo[k]fluoranthene	1.160	1.174	1.124	1.168	1.212	1.182	1.192	1.138		1.169	2.43		Ave RF	n/a			
Benzo[a]pyrene	1.069	1.077	1.073	1.116	1.159	1.131	1.140	1.037		1.100	3.85	CCC	Ave RF	n/a			
Indeno(1,2,3-c,d)pyrene	0.796	0.851	0.837	0.868	0.909	0.929	0.937	0.782		0.864	6.75		Ave RF	n/a			
Dibenzo[a,h]anthracene	0.683	0.722	0.705	0.743	0.756	0.758	0.750	0.610		0.716	7.01		Ave RF	n/a			
Benzo[g,h,i]perylene	0.621	0.681	0.677	0.708	0.735	0.759	0.766	0.645		0.699	7.54		Ave RF	n/a			

Average= 6.70

JK
10-12-08

FORM 7
ration Verificat

Data File : C:\HPCHEM\1\DATA\101108\R9694.D
Acq On: 10/11/2008 6:12
Sample: ICVSVSTD050
Misc: ST081010-5

Vial: 11
Operator: jk SOP 506 Rev
Inst: HPSV-3
Multiplier: 1

Method: 101108S3
Title: GC-MS Semivolatiles SOP no. 506
Last Upd: Sun Oct 12 12:57:11 2008

		Compound	AvgRF	CCRF	Expt Conc	Found Conc	% Dev or % Drift	Area % Difference	R.T. Dev (min)	Curve Fit Type
1)	ISTD	1,4-Dichlorobenzene-d4	1.000	1.000				105	0.00	Ave RF
2)		1,4-Dioxane	0.698	0.689			-1.3	80	-0.01	Ave RF
3)		Pyridine	1.891	1.786			-5.6	81	-0.01	Ave RF
4)		n-Nitrosodimethylamine	1.075	0.976			-9.2	75		Ave RF
5)		2-Fluorophenol	1.444							Ave RF
6)		2-Chlorophenol-d4	1.277							Ave RF
7)		Aniline	2.326	2.442			5.0	94		Ave RF
8)		Phenol-d5	1.759	0.005						Ave RF
9)	CCC	Phenol	2.003	2.007			0.2	89	0.00	Ave RF
10)		Tetramethylurea	2.771	2.621			-5.4	85	0.01	Ave RF
11)		Bis(2-chloroethyl)ether	1.527	1.407			-7.9	83	0.00	Ave RF
12)		2-Chlorophenol	1.338	1.331			-0.5	87	0.00	Ave RF
13)		1,3-Dichlorobenzene	1.491	1.517			1.7	90	0.00	Ave RF
14)	CCC	1,4-Dichlorobenzene	1.479	1.484			0.3	89	0.00	Ave RF
15)		1,2-Dichlorobenzene-d4	0.875							Ave RF
16)		1,2-Dichlorobenzene	1.343	1.401			4.3	94	0.00	Ave RF
17)		Benzyl Alcohol	0.887	0.917			3.3	88	0.00	Ave RF
18)		Bis(2-chloroisopropyl)ether	50.000	n/a	50	45.47	-9.1	85	0.00	quadratic
19)		2-Methylphenol	1.035	1.023			-1.2	87	0.00	Ave RF
20)	SPCC	n-Nitroso-di-n-propylamine	1.020	0.975			-4.4	87	0.00	Ave RF
21)		3+4-Methylphenol	1.254	1.234			-1.6	87	0.01	Ave RF
22)		N-Methylaniline	1.925	1.785			-7.3	86	0.00	Ave RF
23)		Hexachloroethane	0.631	0.633			0.3	88	0.00	Ave RF
24)		N,N-Dimethylaniline	1.787	1.743			-2.5	89	0.00	Ave RF
25)	ISTD	Naphthalene-d8	1.000	1.000						Ave RF
26)		Nitrobenzene-d5	0.410							Ave RF
27)		Nitrobenzene	0.169	0.173			2.9	90	0.00	Ave RF
28)		Isophorone	0.771	0.783			1.6	87	0.00	Ave RF
29)		N-Ethylaniline	0.703	0.714			1.5	88	0.00	Ave RF
30)	CCC	2-Nitrophenol	0.184	0.199			8.2	89	0.00	Ave RF
31)		2,4-Dimethylphenol	0.379	0.368			-2.8	84	0.00	Ave RF
32)		Bis(2-chloroethoxy)methane	0.481	0.474			-1.4	86	0.00	Ave RF
33)	CCC	2,4-Dichlorophenol	0.282	0.290			2.7	86	0.00	Ave RF
34)		Benzoic acid	0.201	0.228			13.0	90	0.00	Ave RF
35)		1,2,4-Trichlorobenzene	0.305	0.313			2.7	90	0.00	Ave RF
36)		Naphthalene	0.994	1.049			5.6	92	0.00	Ave RF
37)		4-Chloroaniline	0.402	0.435			8.3	91	0.00	Ave RF
38)	CCC	Hexachlorobutadiene	0.176	0.191			8.6	94	0.00	Ave RF
39)	CCC	4-Chloro-3-methylphenol	0.324	0.348			7.5	89	0.00	Ave RF
40)		2-Methylnaphthalene	0.666	0.716			7.6	93	0.00	Ave RF
41)		1-Methylnaphthalene	0.657	0.620			-5.7	82	0.00	Ave RF
42)	ISTD	Acenaphthene-d10	1.000	1.000				105	0.00	Ave RF
43)	SPCC	Hexachlorocyclopentadiene	n/a	n/a	50	54.76	9.5	85	0.00	quadratic
44)	CCC	2,4,6-Trichlorophenol	0.345	0.360			4.4	89	0.00	Ave RF
45)		2,4,5-Trichlorophenol	0.348	0.401			15.1			Ave RF
46)		2-Fluorobiphenyl	1.319	0.000					7.79	Ave RF
47)		2-Chloronaphthalene	1.153	1.218			5.6	94	0.00	Ave RF
48)		2-Nitroaniline	0.455	0.542			19.2	100	0.00	Ave RF
49)		1,4-Dinitrobenzene	0.166	0.192			15.8	95	0.00	Ave RF
50)		Dimethylphthalate	1.262	1.231			-2.5	88	0.00	Ave RF
51)		1,3-Dinitrobenzene	0.193	0.210			9.0	93	0.00	Ave RF
52)		2,6-Dinitrotoluene	0.291	0.312			7.4	96	0.00	Ave RF
53)		1,2-Dinitrobenzene	0.136	0.148			8.9	94	0.00	Ave RF
54)		Acenaphthylene	1.877	2.000			6.6	94	0.00	Ave RF
55)		3-Nitroaniline	0.288	0.351			21.8	104	0.00	Ave RF
56)	CCC	Acenaphthene	1.138	1.236			8.6	96	0.00	Ave RF
57)	SPCC	2,4-Dinitrophenol	n/a	n/a	50	62.05	24.1	113	0.00	quadratic
58)	SPCC	4-Nitrophenol	0.157	0.183			16.1	102	0.00	Ave RF
59)		Dibenzofuran	1.533	1.663			8.5	96	0.00	Ave RF
60)		2,4-Dinitrotoluene	0.360	0.407			13.1	97	0.00	Ave RF
61)		2,3,5,6-Tetrachlorophenol	0.257	0.292			13.4	95	0.00	Ave RF
62)		2,3,4,6-Tetrachlorophenol	0.291	0.300			3.0	87	0.00	Ave RF
63)		Diethylphthalate	1.258	1.229			-2.4	87	0.00	Ave RF
64)		Fluorene	1.232	1.339			8.7	97	0.00	Ave RF
65)		4-Chlorophenyl phenyl ether	0.572	0.569			-0.7	89	0.00	Ave RF
66)		4-Nitroaniline	0.261	0.328			25.4	105	0.00	Ave RF
67)		Azobenzene	1.534	1.653			7.8	96		Ave RF
68)		2,4,6-Tribromophenol	0.175						9.09	Ave RF
69)	ISTD	Phenanthrene-d10	1.000	1.000				107	0.00	Ave RF
70)		4,6-Dinitro-2-methylphenol	0.115	0.136			17.8	102	0.00	Ave RF
71)	CCC	n-Nitrosodiphenylamine	0.665	0.676			1.6	93	0.00	Ave RF
72)		4-Bromophenyl phenyl ether	0.231	0.203			-12.0	80	0.00	Ave RF
73)		Hexachlorobenzene	0.259	0.273			5.5	97	0.00	Ave RF
74)	CCC	Pentachlorophenol	0.115	0.142			23.5	104	0.00	Ave RF
75)		Phenanthrene	1.135	1.208			6.4	95	0.00	Ave RF
76)		Anthracene	1.146	1.224			6.7	98	0.00	Ave RF
77)		Carbazole	1.013	1.113			9.8	98	0.00	Ave RF
78)		Di-n-butylphthalate	1.515	1.460			-3.6	86	0.00	Ave RF
79)	CCC	Fluoranthene	1.222	1.346			10.2	99	0.00	Ave RF
80)	ISTD	Chrysene-d12	1.000	1.000				113	0.00	Ave RF
81)		Benzidine	0.748	0.679			-9.3	81	0.00	Ave RF
82)		Pyrene	1.413	1.462			3.5	96	0.00	Ave RF
83)		p-Terphenyl-d14	0.967							Ave RF
84)		Butylbenzylphthalate	0.697	0.745			6.9	99	0.00	Ave RF
85)		Bis(2-ethylhexyl) adipate	0.564	0.545			-3.5	93	0.00	Ave RF
86)		Benzo[a]anthracene	1.191	1.272			6.8	101	0.00	Ave RF
87)		3,3'-Dichlorobenzidine	0.446	0.439			-1.7	87	0.00	Ave RF
88)		Chrysene	1.136	1.194			5.1	100	0.00	Ave RF
89)		Bis(2-ethylhexyl)phthalate	0.935	0.964			3.1	98	0.00	Ave RF
90)	CCC	Di-n-octylphthalate	1.410	1.512			7.2	99	0.00	Ave RF
91)	ISTD	Perylene-d12	1.000	1.000				117	0.00	Ave RF
92)		Benzo[b]fluoranthene	1.268	1.342			5.8	102	0.00	Ave RF
93)		Benzo[k]fluoranthene	1.169	1.295			10.8	106	0.00	Ave RF
94)		Benzo[a]pyrene	1.100	1.200			9.1	105	0.00	Ave RF
95)		Indeno(1,2,3-c,d)pyrene	0.864	0.896			3.7	101	0.00	Ave RF
96)		Dibenzo[a,h]anthracene	0.716	0.771			7.7	101	0.00	Ave RF
97)		Benzo[g,h,i]perylene	0.699	0.722			3.4	99	0.00	Ave RF

Average of abs 7.1

JKL 10-12-08

8B

Semi-Volatile Internal Standard Area Summary

Lab Name: **Paragon Analytics** **Date Analyzed:** 10/11/2008
Work Order Number: 0810031 **Time Analyzed:** 14:38
Client Name: URS
ClientProject ID: Cistern Excavation **Reported on:** Tuesday, October 14, 2008

Instrument ID: HPSV3
Lab File ID: R9685

	IS1		IS2		IS3		IS4		IS5		IS6	
	Area	RT	Area	RT	Area	RT	Area	RT	Area	RT	Area	RT
12 Hour STD	193531	5.64	689977	6.85	362163	8.4	548666	9.69	490564	11.98	412897	13.46
Upper Limit	387062	6.14	1379954	7.35	724326	8.9	1097332	10.2	981128	12.5	825794	14
Lower Limit	96765.5	5.14	344989	6.35	181082	7.9	274333	9.19	245282	11.5	206449	13
Lab Sample ID												
EX081007-1MB	207461	5.64	765293	6.84	396456	8.40	557198	9.69	513106	11.97	406330	13.45
EX081007-1LCS	196996	5.64	751349	6.85	368644	8.40	547123	9.69	521592	11.97	450617	13.46
EX081007-1LCSD	200128	5.64	777072	6.85	386630	8.41	577512	9.69	557665	11.98	475261	13.46
0810031-1	219198	5.64	786620	6.85	411802	8.40	578794	9.69	576046	11.97	465987	13.45
0810031-2	218443	5.64	805504	6.85	424067	8.40	590747	9.69	548695	11.97	428789	13.45

Shaded values exceed established area count limits.

LIMS Version: 6.199A

Upper Limit = + 100 percent of internal standard area.
Lower Limit = - 50 percent of internal standard area.

Supporting Raw Data

GCMS Semivolatile Instrument Run Log
Paragon Analytics, Inc.

Sequence Name: C:\HPCHEM\1\SEQUENCE\101108S.S
Comment: HPSV-3 5973 MSD Serial Number US91911895
Data Path: C:\HPCHEM\1\DATA\101108\
Operator:jk SOP 506 Rev.13 Analysis Date: October 11, 2008 JK
IS Amount and ID 40 ml/ml ST080825-9
Logbook Number: 3358

Line	Type	Vial	DataFile	Method	Sample Name	Dil.	RA?	Comment
1	DFTPP	1	R9684	DFTPP	50 ppm dftpp+PC	1	no	ST080403-4 14:43
2	Sample	2	R9685	101108S3	ICALSVSTD060			ST081006-4
3	Sample	3	R9686	101108S3	ICALSVSTD001			ST081010-6
4	Sample	4	R9687	101108S3	ICALSVSTD005			ST081010-7
5	Sample	5	R9688	101108S3	ICALSVSTD010			ST081010-8
6	Sample	6	R9689	101108S3	ICALSVSTD020			ST081010-9
7	Sample	7	R9690	101108S3	ICALSVSTD040			ST081010-10
8	Sample	8	R9691	101108S3	ICALSVSTD080			ST081010-11
9	Sample	9	R9692	101108S3	ICALSVSTD100			ST081010-12
10	Sample	10	R9693	101108S3	ICALSVSTD120			ST081010-13
11	Sample	11	R9694	101108S3	ICVSVSTD050			ST081010-5
12	Sample	12	R9695	101108S3	EX081007-1MB			
13	Sample	13	R9696	101108S3	EX081007-1LCS			
14	Sample	14	R9697	101108S3	EX081007-1LCSD			
15	Sample	15	R9698	101108S3	0810031-1			
16	Sample	16	R9699	101108S3	0810031-2			20:16

Calibration Raw Data

DFTPP

Data File : C:\HPCHEM\1\DATA\101108\R9684.D
Acq On : 11 Oct 2008 2:23 pm
Sample : 50 ppm dftpp+PCP+DDT+benzidine
Misc : ST080403-4
MS Integration Params: rteint.p
Method : C:\HPCHEM\1\METHODS\DFTPP.M (RTE Integrator)
Title : DFTPP

Vial: 1
Operator: jk SOP 50
Inst : HPSV-3
Multiplr: 1.00

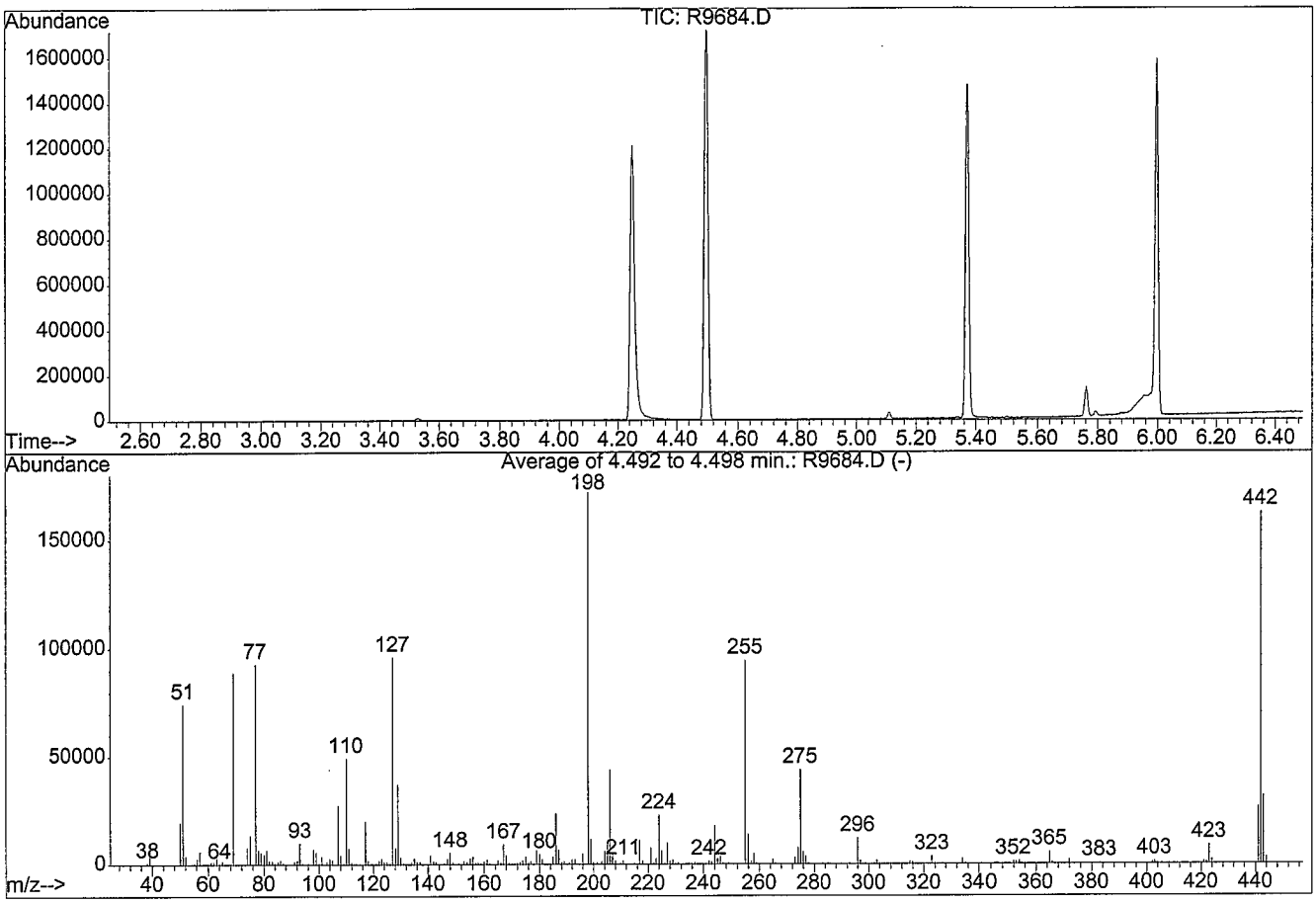

AutoFind: Scans 528, 529, 530; Background Corrected with Scan 521

Target Mass	Rel. to Mass	Lower Limit%	Upper Limit%	Rel. Abn%	Raw Abn	Result Pass/Fail
51	198	30	60	43.2	74445	PASS
68	69	0.00	2	0.0	0	PASS
69	198	0.00	100	51.7	89048	PASS
70	69	0.00	2	0.0	0	PASS
127	198	40	60	55.8	96088	PASS
197	198	0.00	1	0.0	0	PASS
198	198	100	100	100.0	172139	PASS
199	198	5	9	6.9	11807	PASS
275	198	10	30	25.5	43859	PASS
365	198	1	100	3.3	5671	PASS
441	443	0.01	100	83.9	26565	PASS
442	198	40	100	94.6	162840	PASS
443	442	17	23	19.5	31677	PASS

R9684.D DFTPP.M Sat Oct 11 14:31:09 2008

JK 10-12-08

Quantitation Report (Qedit)

Data File : C:\HPCHEM\1\DATA\101108\R9684.D
Acq On : 11 Oct 2008 2:23 pm
Sample : 50 ppm dftpp+PCP+DDT+benzidine
Misc : ST080403-4
MS Integration Params: rteint.p
Quant Time: Oct 11 14:55 2008

Vial: 1
Operator: jk SOP 50
Inst : HPSV-3
Multiplr: 1.00
Quant Results File: temp.res

Method : C:\HPCHEM\1\METHODS\DFTPP.M (RTE Integrator)
Title : DFTPP
Last Update : Fri Oct 10 16:40:51 2008
Response via : Single Level Calibration

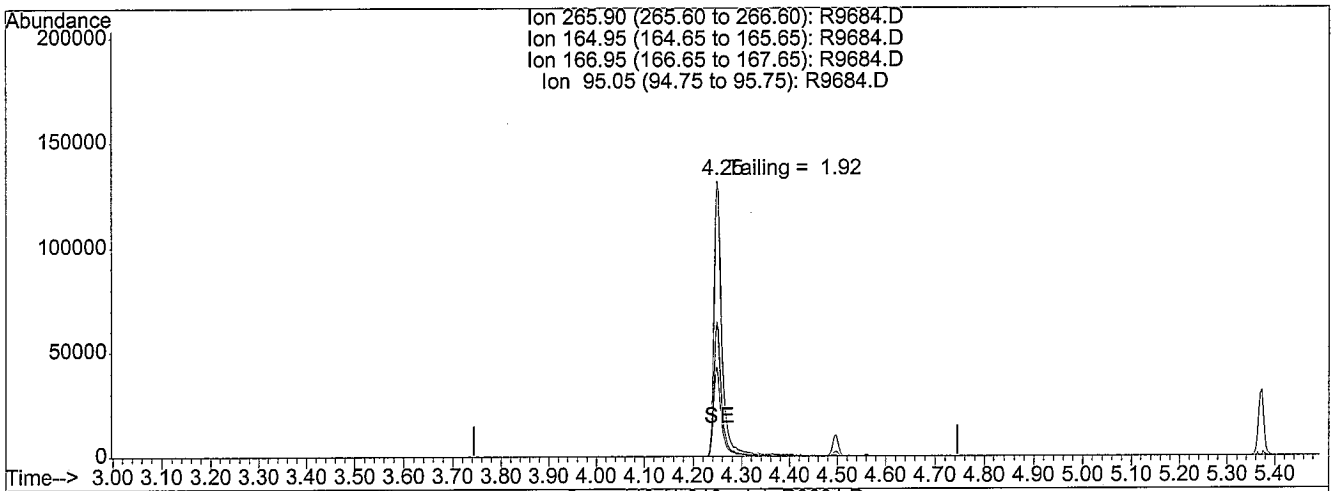

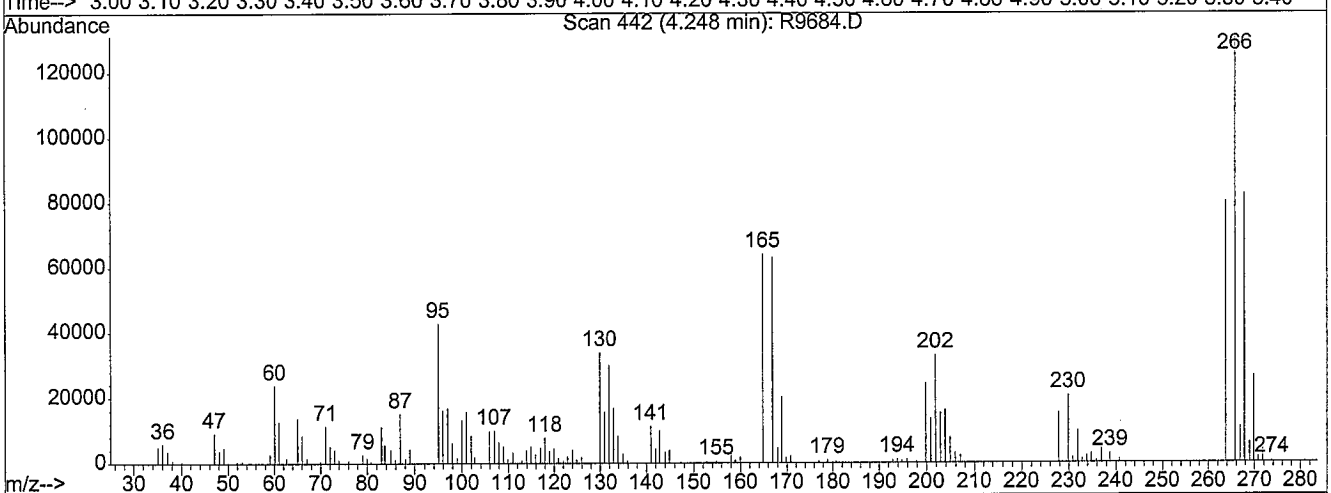

(1) Pentachlorophenol (T)

4.25min 284.62

response 147110

Ion	Exp%	Act%
265.90	100	100
164.95	0.00	48.07#
166.95	0.00	45.74#
95.05	0.00	31.59#

DK 10-12-08

R9684.D DFTPP.M Sun Oct 12 12:26:51 2008

Quantitation Report (Qedit)

Data File : C:\HPCHEM\1\DATA\101108\R9684.D
Acq On : 11 Oct 2008 2:23 pm
Sample : 50 ppm dftpp+PCP+DDT+benzidine
Misc : ST080403-4
MS Integration Params: rteint.p
Quant Time: Oct 11 14:55 2008

Vial: 1
Operator: jk SOP 50
Inst : HPSV-3
Multiplr: 1.00
Quant Results File: temp.res

Method : C:\HPCHEM\1\METHODS\DFTPP.M (RTE Integrator)
Title : DFTPP
Last Update : Fri Oct 10 16:40:51 2008
Response via : Single Level Calibration

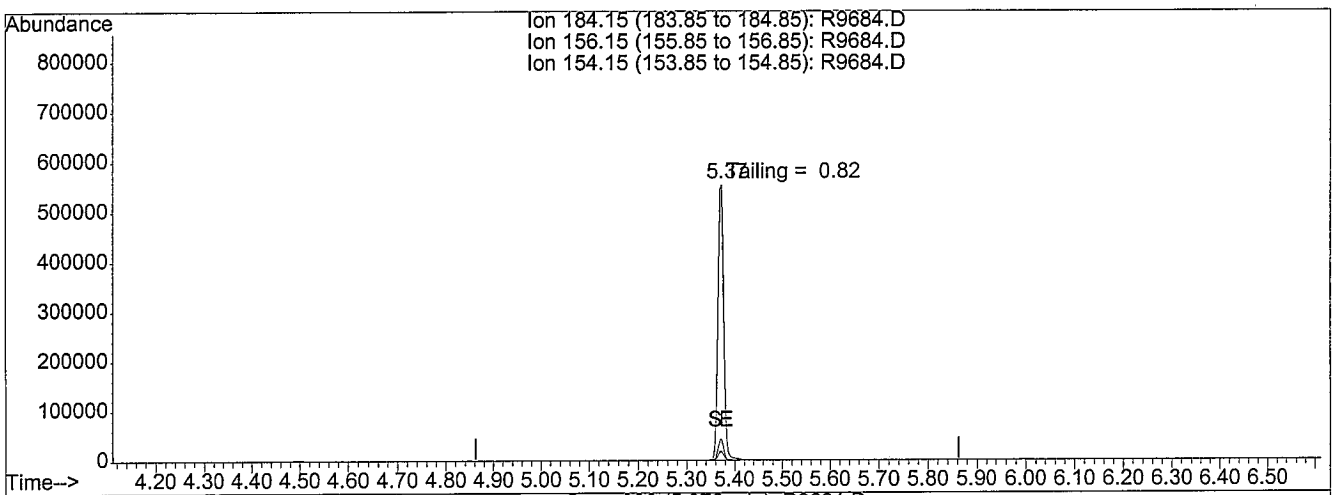

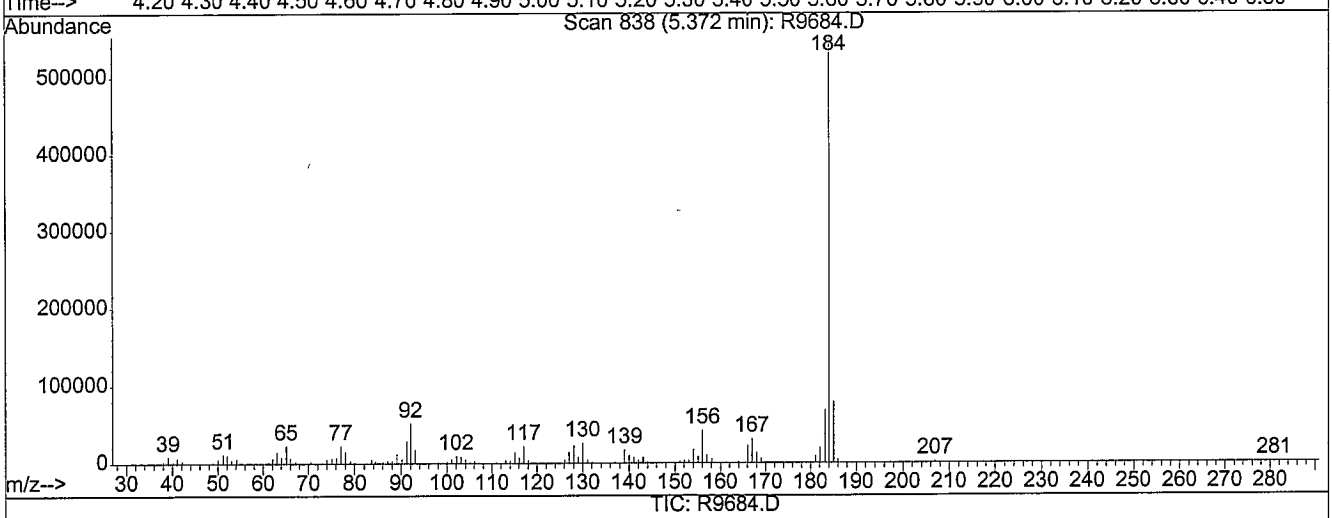

(3) Benzidine (T)

5.37min 169.75

response 465559

Ion	Exp%	Act%
184.15	100	100
156.15	0.00	7.42#
154.15	0.00	3.17#
0.00	0.00	0.00

SK 10-12-08

R9684.D DFTPP.M Sun Oct 12 12:26:58 2008

Quantitation Report (Qedit)

Data File : C:\HPCHEM\1\DATA\101108\R9684.D
Acq On : 11 Oct 2008 2:23 pm
Sample : 50 ppm dftpp+PCP+DDT+benzidine
Misc : ST080403-4
MS Integration Params: rteint.p
Quant Time: Oct 11 14:55 2008

Vial: 1
Operator: jk SOP 50
Inst : HPSV-3
Multiplr: 1.00
Quant Results File: temp.res

Method : C:\HPCHEM\1\METHODS\DFTPP.M (RTE Integrator)
Title : DFTPP
Last Update : Fri Oct 10 16:40:51 2008
Response via : Single Level Calibration

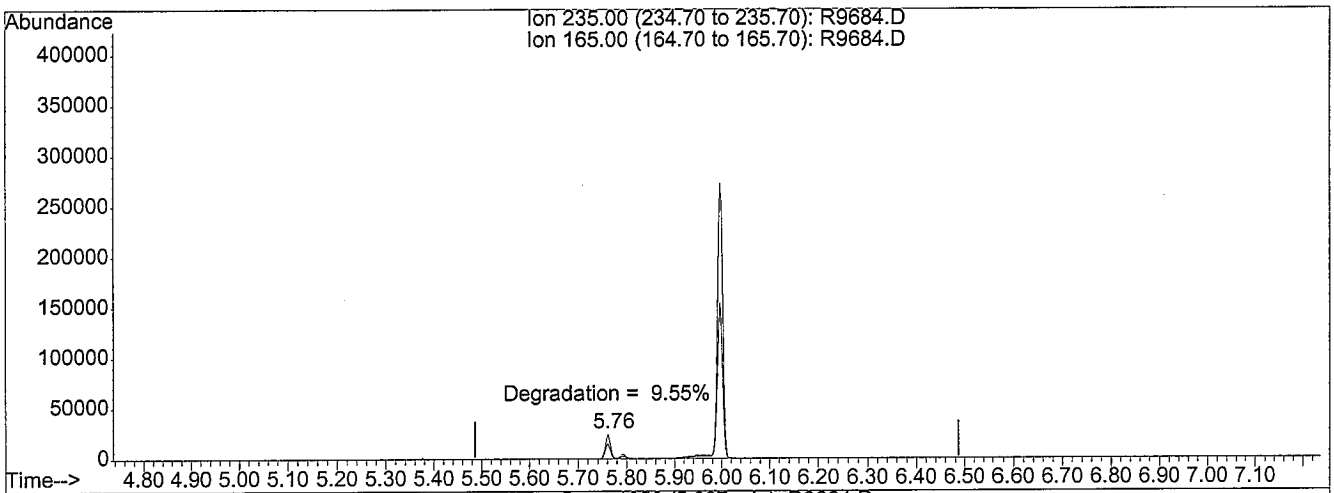

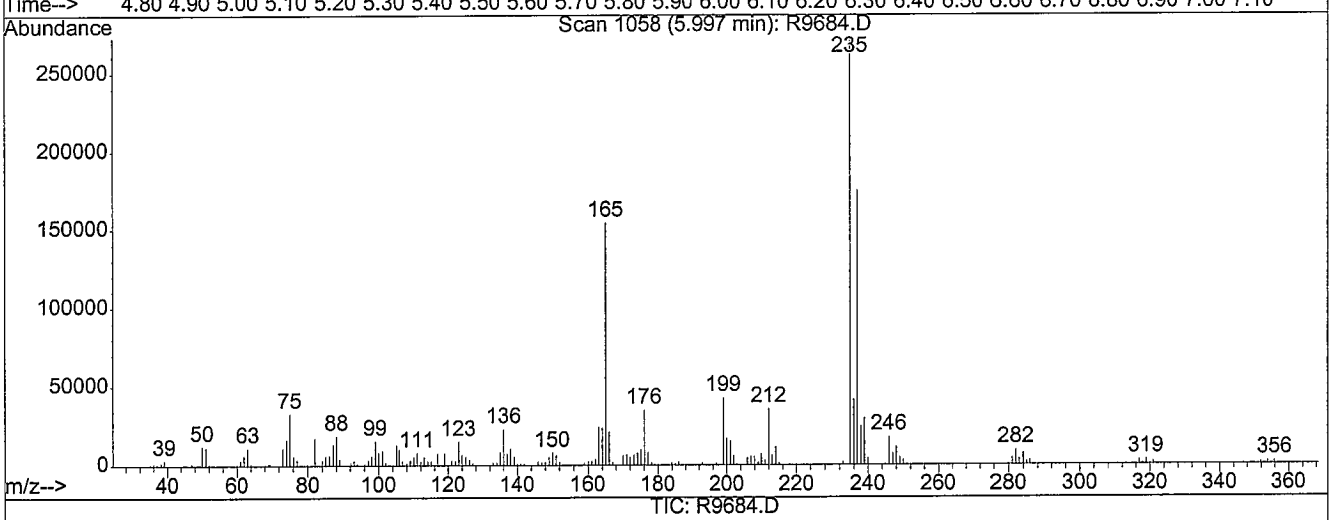

(4) DDT (T)

6.00min 109.7850

response 211399

Ion	Exp%	Act%
235.00	100	100
165.00	0.00	55.01#
0.00	0.00	0.00
0.00	0.00	0.00

DK
10-12-08

R9684.D DFTPP.M Sun Oct 12 12:27:14 2008

Quantitation Report (QT Reviewed)

Data File : C:\HPCHEM\1\DATA\101108\R9685.D
Acq On : 11 Oct 2008 2:38 pm
Sample : ICALSVSTD060
Misc : ST081006-4
MS Integration Params: LSCINT.P
Quant Time: Oct 12 12:33 2008

Vial: 2
Operator: jk SOP 506 Rev
Inst : HPSV-3
Multiplr: 1.00
Quant Results File: 101108S3.RES

Quant Method : C:\HPCHEM\1\METHODS\101108S3.M (RTE Integrator)
Title : GC-MS Semivolatiles SOP no. 506
Last Update : Sun Oct 12 12:28:30 2008
Response via : Initial Calibration
DataAcq Meth : 101108S3

Internal Standards	R.T.	QIon	Response	Conc	Units	Dev(Min)
1) 1,4-Dichlorobenzene-d4	5.64	152	193531	40.00	ng/uL	0.00
25) Naphthalene-d8	6.85	136	689977	40.00	ng/uL	0.00
42) Acenaphthene-d10	8.40	164	362163	40.00	ng/uL	0.00
69) Phenanthrene-d10	9.69	188	548666	40.00	ng/uL	0.00
80) Chrysene-d12	11.98	240	490564	40.00	ng/uL	0.00
91) Perylene-d12	13.46	264	412897	40.00	ng/uL	0.00
System Monitoring Compounds						
5) 2-Fluorophenol	4.33	112	431510	60.00	ng/uL	0.00
Spiked Amount 75.000	Range 21 - 100		Recovery = 80.00%			
6) 2-Chlorophenol-d4	5.45	132	370294	60.00	ng/uL	0.00
Spiked Amount 75.000	Range 33 - 110		Recovery = 80.00%			
8) Phenol-d5	5.30	99	508535m	64.48	ng/uL	0.00
Spiked Amount 75.000	Range 15 - 104		Recovery = 85.97%			
15) 1,2-Dichlorobenzene-d4	5.80	152	249290	60.00	ng/uL	0.00
Spiked Amount 50.000	Range 16 - 110		Recovery = 120.00%#			
26) Nitrobenzene-d5	6.18	82	419060	60.00	ng/uL	0.00
Spiked Amount 50.000	Range 34 - 111		Recovery = 120.00%#			
46) 2-Fluorobiphenyl	7.79	172	700781	60.00	ng/uL	0.00
Spiked Amount 50.000	Range 21 - 106		Recovery = 120.00%#			
68) 2,4,6-Tribromophenol	9.09	330	97272	60.00	ng/uL	0.00
Spiked Amount 75.000	Range 23 - 100		Recovery = 80.00%			
83) p-Terphenyl-d14	11.02	244	720529	60.00	ng/uL	0.00
Spiked Amount 50.000	Range 33 - 111		Recovery = 120.00%#			

Target Compounds						Qvalue
2) 1,4-Dioxane	2.19	88	219964m	64.00	ng/uL	
3) Pyridine	2.66	79	562595m	64.75	ng/uL	
4) n-Nitrosodimethylamine	2.60	74	332517	60.00	ng/uL	100
7) Aniline	5.32	93	661137	60.00	ng/uL	100
9) Phenol	5.32	94	573471m	67.67	ng/uL	
10) Tetramethylurea	5.38	72	780003	60.00	ng/uL	100
11) Bis(2-chloroethyl)ether	5.36	93	431912	60.00	ng/uL	100
12) 2-Chlorophenol	5.47	128	387057	60.00	ng/uL	100
13) 1,3-Dichlorobenzene	5.59	146	429453	60.00	ng/uL	100
14) 1,4-Dichlorobenzene	5.66	146	422994	60.00	ng/ul	100
16) 1,2-Dichlorobenzene	5.81	146	378483	60.00	ng/uL	100
17) Benzyl Alcohol	5.77	108	265594	60.00	ng/uL	100
18) Bis(2-chloroisopropyl)ethe	5.88	45	715900	60.00	ng/uL	100
19) 2-Methylphenol	5.89	107	298008	60.00	ng/uL	100
20) n-Nitroso-di-n-propylamine	6.01	70	285757	60.00	ng/uL	100
21) 3+4-Methylphenol	6.04	108	359060	60.00	ng/uL	100

(#) = qualifier out of range (m) = manual integration

JK 10-12-08

Quantitation Report (QT Reviewed)

Data File : C:\HPCHEM\1\DATA\101108\R9685.D
Acq On : 11 Oct 2008 2:38 pm
Sample : ICALSVSTD060
Misc : ST081006-4
MS Integration Params: LSCINT.P
Quant Time: Oct 12 12:33 2008

Vial: 2
Operator: jk SOP 506 Rev
Inst : HPSV-3
Multiplr: 1.00
Quant Results File: 101108S3.RES

Quant Method : C:\HPCHEM\1\METHODS\101108S3.M (RTE Integrator)
Title : GC-MS Semivolatiles SOP no. 506
Last Update : Sun Oct 12 12:28:30 2008
Response via : Initial Calibration
DataAcq Meth : 101108S3

Compound	R.T.	QIon	Response	Conc Unit	Qvalue
22) N-Methylaniline	6.01	106	529675	60.00 ng/uL	100
23) Hexachloroethane	6.14	117	182872	60.00 ng/uL	100
24) N,N-Dimethylaniline	6.19	120	499279	60.00 ng/uL	100
27) Nitrobenzene	6.20	123	170161	60.00 ng/uL	100
28) Isophorone	6.41	82	794621	60.00 ng/uL	100
29) N-Ethylaniline	6.43	106	713656	60.00 ng/uL	100
30) 2-Nitrophenol	6.49	139	197983	60.00 ng/uL	100
31) 2,4-Dimethylphenol	6.52	107	388902	60.00 ng/uL	100
32) Bis(2-chloroethoxy)methane	6.58	93	489458	60.00 ng/uL	100
33) 2,4-Dichlorophenol	6.73	162	299373	60.00 ng/uL	100
34) Benzoic acid	6.63	105	223426	60.00 ng/uL	100
35) 1,2,4-Trichlorobenzene	6.79	180	309069	60.00 ng/uL	100
36) Naphthalene	6.87	128	1009073	60.00 ng/uL	100
37) 4-Chloroaniline	6.90	127	422915	60.00 ng/uL	100
38) Hexachlorobutadiene	6.96	225	179195	60.00 ng/uL	100
39) 4-Chloro-3-methylphenol	7.34	107	345322	60.00 ng/uL	100
40) 2-Methylnaphthalene	7.48	142	679998	60.00 ng/uL	100
41) 1-Methylnaphthalene	7.57	142	667699	60.00 ng/uL	100
43) Hexachlorocyclopentadiene	7.61	237	154623	60.00 ng/uL	100
44) 2,4,6-Trichlorophenol	7.73	196	194210	60.00 ng/uL	100
45) 2,4,5-Trichlorophenol	7.79	196	196335	60.00 ng/uL	100
47) 2-Chloronaphthalene	7.92	162	616293	60.00 ng/uL	100
48) 2-Nitroaniline	7.99	65	258818	60.00 ng/uL	100
49) 1,4-Dinitrobenzene	8.11	168	96541	60.00 ng/uL	100
50) Dimethylphthalate	8.13	163	666992	60.00 ng/uL	100
51) 1,3-Dinitrobenzene	8.18	168	108168	60.00 ng/uL	100
52) 2,6-Dinitrotoluene	8.19	165	155686	60.00 ng/uL	100
53) 1,2-Dinitrobenzene	8.25	168	75373	60.00 ng/uL	100
54) Acenaphthylene	8.29	152	1010174	60.00 ng/uL	100
55) 3-Nitroaniline	8.35	138	161521	60.00 ng/uL	100
56) Acenaphthene	8.43	154	611881	60.00 ng/uL	100
57) 2,4-Dinitrophenol	8.44	184	54006	60.00 ng/uL	100
58) 4-Nitrophenol	8.54	109	85187	60.00 ng/uL	100
59) Dibenzofuran	8.58	168	826199	60.00 ng/uL	100
60) 2,4-Dinitrotoluene	8.55	165	201030	60.00 ng/uL	100
61) 2,3,5,6-Tetrachlorophenol	8.64	232	146908	60.00 ng/uL	100
62) 2,3,4,6-Tetrachlorophenol	8.68	232	164877	60.00 ng/uL	100
63) Diethylphthalate	8.72	149	673977	60.00 ng/uL	100
64) Fluorene	8.88	166	655885	60.00 ng/uL	100
65) 4-Chlorophenyl phenyl ethe	8.85	204	304438	60.00 ng/uL	100
66) 4-Nitroaniline	8.88	138	148441	60.00 ng/uL	100

(#) = qualifier out of range (m) = manual integration

Quantitation Report (QT Reviewed)

Data File : C:\HPCHEM\1\DATA\101108\R9685.D
Acq On : 11 Oct 2008 2:38 pm
Sample : ICALSVSTD060
Misc : ST081006-4
MS Integration Params: LSCINT.P
Quant Time: Oct 12 12:33 2008

Vial: 2
Operator: jk SOP 506 Rev
Inst : HPSV-3
Multiplr: 1.00
Quant Results File: 101108S3.RES

Quant Method : C:\HPCHEM\1\METHODS\101108S3.M (RTE Integrator)
Title : GC-MS Semivolatiles SOP no. 506
Last Update : Sun Oct 12 12:28:30 2008
Response via : Initial Calibration
DataAcq Meth : 101108S3

	Compound	R.T.	QIon	Response	Conc Unit	Qvalue
67)	Azobenzene	8.99	77	821181	60.00 ng/uL	100
70)	4,6-Dinitro-2-methylphenol	8.90	198	98040	60.00 ng/uL	100
71)	n-Nitrosodiphenylamine	8.95	169	534956	60.00 ng/uL	100
72)	4-Bromophenyl phenyl ether	9.27	248	187327	60.00 ng/uL	100
73)	Hexachlorobenzene	9.35	284	208320	60.00 ng/uL	100
74)	Pentachlorophenol	9.52	266	100208	60.00 ng/uL	100
75)	Phenanthrene	9.71	178	932380	60.00 ng/uL	100
76)	Anthracene	9.76	178	941080	60.00 ng/uL	100
77)	Carbazole	9.88	167	835583	60.00 ng/uL	100
78)	Di-n-butylphthalate	10.10	149	1253243	60.00 ng/uL	100
79)	Fluoranthene	10.74	202	996295	60.00 ng/uL	100
81)	Benzidine	10.82	184	576998	60.00 ng/uL	100
82)	Pyrene	10.94	202	1048860	60.00 ng/uL	100
84)	Butylbenzylphthalate	11.40	149	520669	60.00 ng/uL	100
85)	Bis(2-ethylhexyl) adipate	11.42	129	404324	60.00 ng/uL	100
86)	Benzo[a]anthracene	11.97	228	867804	60.00 ng/uL	100
87)	3,3'-Dichlorobenzidine	11.91	252	349613	60.00 ng/uL	100
88)	Chrysene	12.00	228	826022	60.00 ng/uL	100
89)	Bis(2-ethylhexyl)phthalate	11.86	149	679277	60.00 ng/uL	100
90)	Di-n-octylphthalate	12.43	149	1053515	60.00 ng/uL	100
92)	Benzo[b]fluoranthene	13.01	252	791168	60.00 ng/uL	100
93)	Benzo[k]fluoranthene	13.04	252	723252	60.00 ng/uL	100
94)	Benzo[a]pyrene	13.40	252	691248	60.00 ng/uL	100
95)	Indeno(1,2,3-c,d)pyrene	14.96	276	537429	60.00 ng/uL	100
96)	Dibenzo[a,h]anthracene	14.96	278	460110	60.00 ng/uL	100
97)	Benzo[g,h,i]perylene	15.41	276	438692	60.00 ng/uL	100

(#) = qualifier out of range (m) = manual integration

Quantitation Report (Qedit)

Data File : C:\HPCHEM\1\DATA\101108\R9685.D
Acq On : 11 Oct 2008 2:38 pm
Sample : ICALSVSTD060
Misc : ST081006-4
MS Integration Params: LSCINT.P
Quant Time: Oct 12 12:28 2008

Vial: 2
Operator: jk SOP 50
Inst : HPSV-3
Multiplr: 1.00
Quant Results File: temp.res

Method : C:\HPCHEM\1\METHODS\101108S3.M (RTE Integrator)
Title : GC-MS Semivolatiles SOP no. 506
Last Update : Sun Oct 12 12:28:30 2008
Response via : Multiple Level Calibration

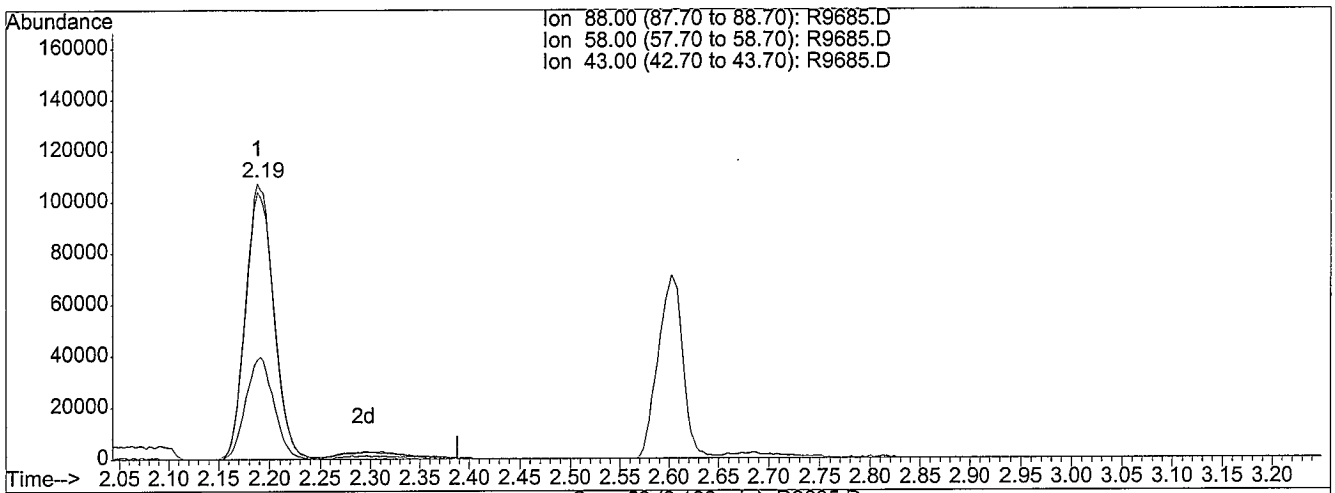

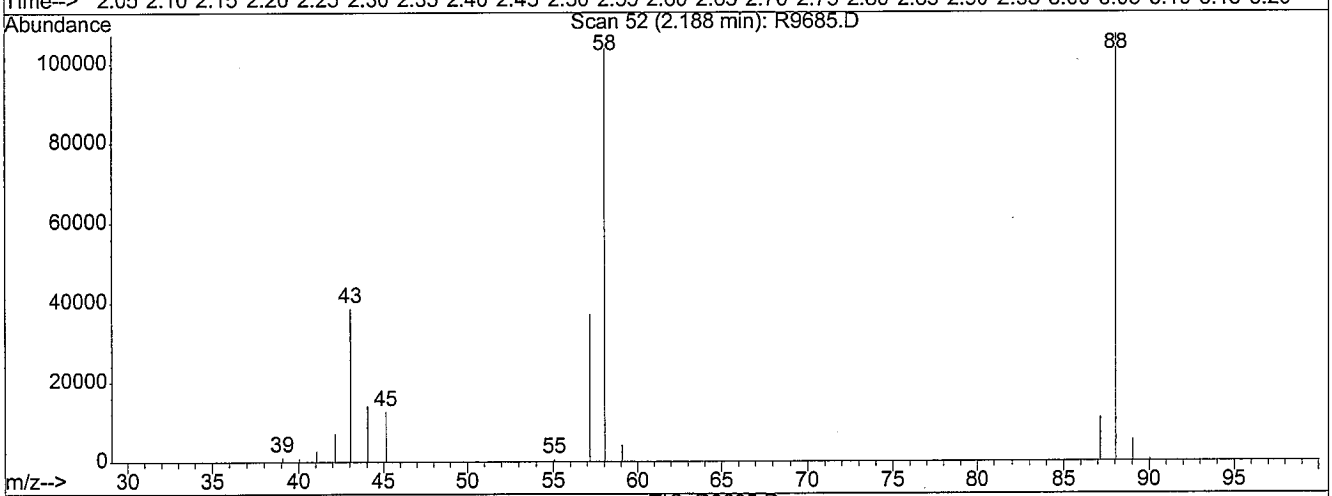

TIC: R9685.D

(2) 1,4-Dioxane (T)

2.19min 60.00ng/uL

response 206218

Ion	Exp%	Act%
88.00	100	100
58.00	96.70	96.72
43.00	36.80	36.81
0.00	0.00	0.00

Before

R9685.D 101108S3.M Sun Oct 12 12:33:22 2008

Quantitation Report (Qedit)

Data File : C:\HPCHEM\1\DATA\101108\R9685.D
Acq On : 11 Oct 2008 2:38 pm
Sample : ICALSVSTD060
Misc : ST081006-4
MS Integration Params: LSCINT.P
Quant Time: Oct 12 12:33 2008

Vial: 2
Operator: jk SOP 50
Inst : HPSV-3
Multiplr: 1.00
Quant Results File: temp.res

Method : C:\HPCHEM\1\METHODS\101108S3.M (RTE Integrator)
Title : GC-MS Semivolatiles SOP no. 506
Last Update : Sun Oct 12 12:28:30 2008
Response via : Multiple Level Calibration

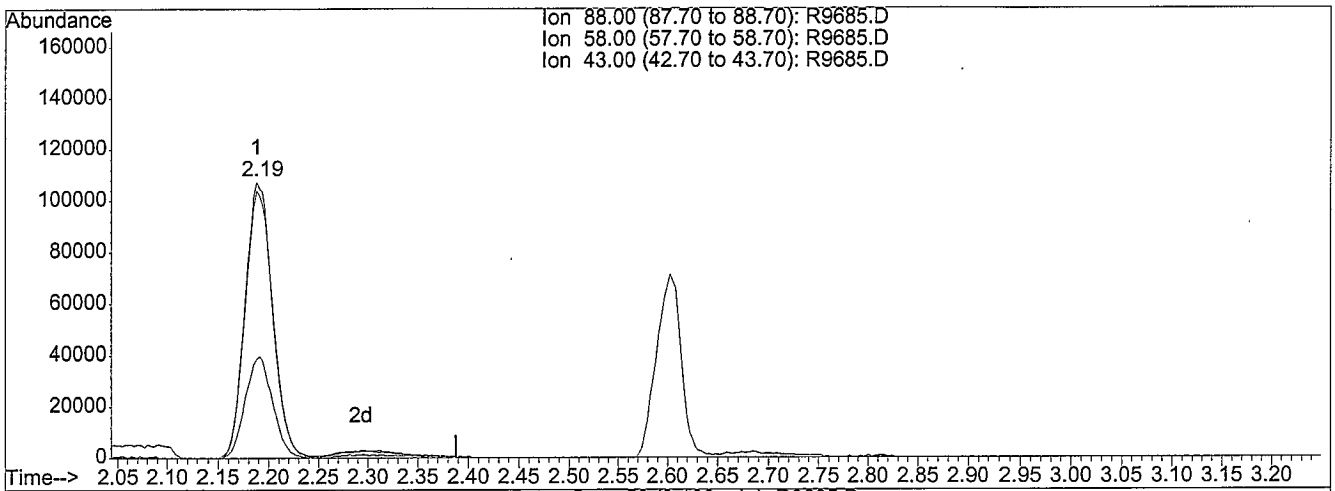

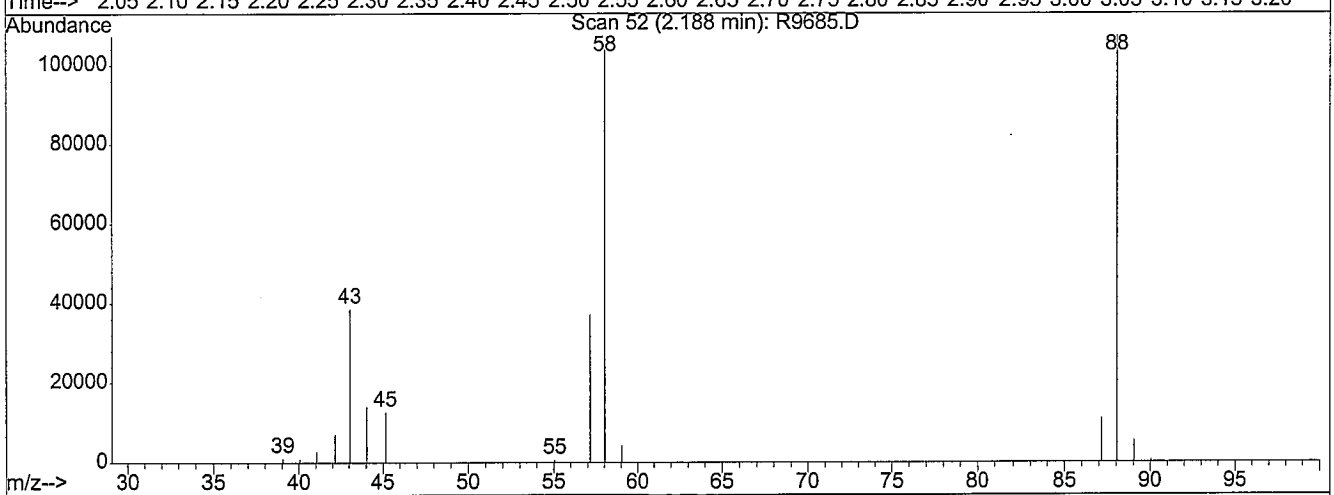

TIC: R9685.D

(2) 1,4-Dioxane (T)

2.19min 64.00ng/uL m

response 219964

Ion	Exp%	Act%
88.00	100	100
58.00	96.70	90.67
43.00	36.80	34.51
0.00	0.00	0.00

MANUAL RE-INTEGRATION

- ☐ missed peak assignment
- ☐ assigned incorrect name to peak
- ☐ over-integrated peak's area
- ☑ under-integrated peak's area
- ☐ other _____

initials JK *date* 10-12-08

R9685.D 101108S3.M Sun Oct 12 12:33:26 2008

Quantitation Report (Qedit)

Data File : C:\HPCHEM\1\DATA\101108\R9685.D
Acq On : 11 Oct 2008 2:38 pm
Sample : ICALSVSTD060
Misc : ST081006-4
MS Integration Params: LSCINT.P
Quant Time: Oct 12 12:33 2008

Vial: 2
Operator: jk SOP 50
Inst : HPSV-3
Multiplr: 1.00
Quant Results File: temp.res

Method : C:\HPCHEM\1\METHODS\101108S3.M (RTE Integrator)
Title : GC-MS Semivolatiles SOP no. 506
Last Update : Sun Oct 12 12:28:30 2008
Response via : Multiple Level Calibration

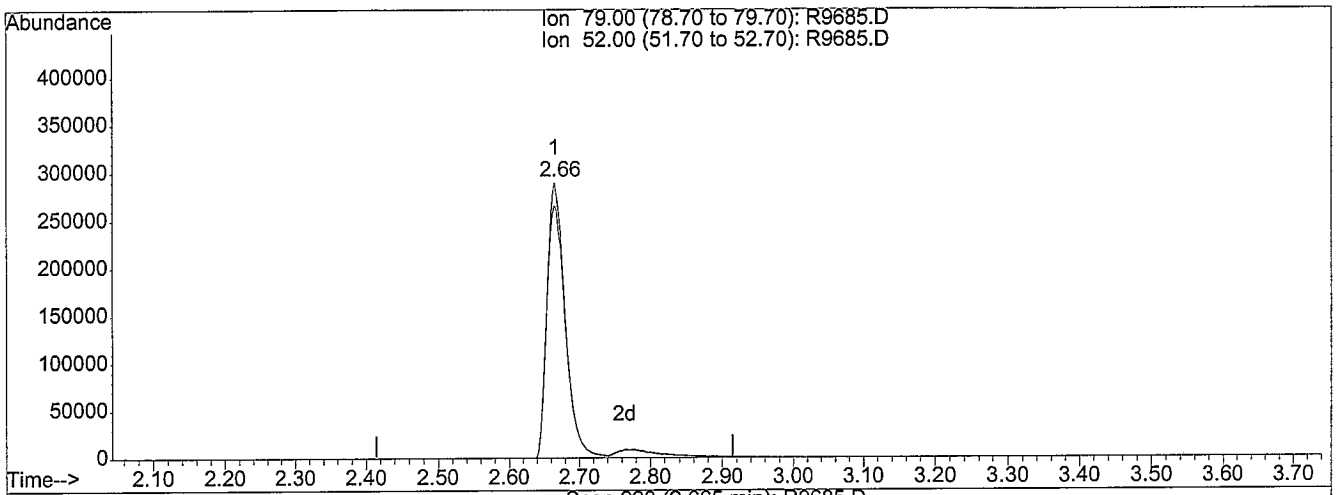

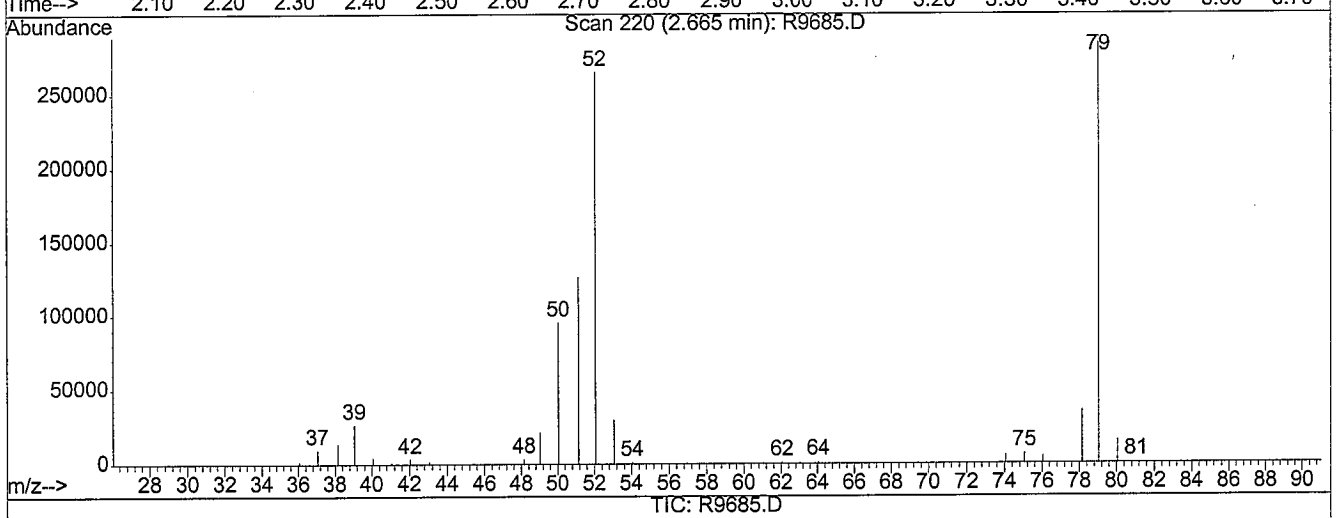

(3) Pyridine (T)

2.66min 60.00ng/uL

response 521350

Ion	Exp%	Act%
79.00	100	100
52.00	95.10	95.06
0.00	0.00	0.00
0.00	0.00	0.00

Before

R9685.D 101108S3.M Sun Oct 12 12:33:29 2008

Quantitation Report (Qedit)

Data File : C:\HPCHEM\1\DATA\101108\R9685.D
Acq On : 11 Oct 2008 2:38 pm
Sample : ICALSVSTD060
Misc : ST081006-4
MS Integration Params: LSCINT.P
Quant Time: Oct 12 12:33 2008

Vial: 2
Operator: jk SOP 50
Inst : HPSV-3
Multiplr: 1.00
Quant Results File: temp.res

Method : C:\HPCHEM\1\METHODS\101108S3.M (RTE Integrator)
Title : GC-MS Semivolatiles SOP no. 506
Last Update : Sun Oct 12 12:28:30 2008
Response via : Multiple Level Calibration

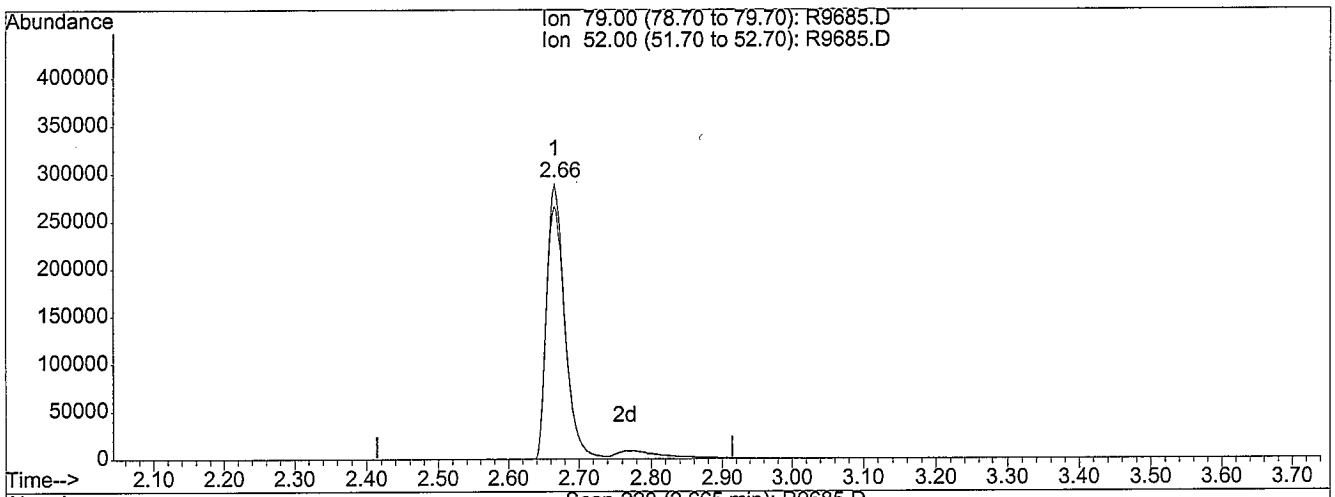

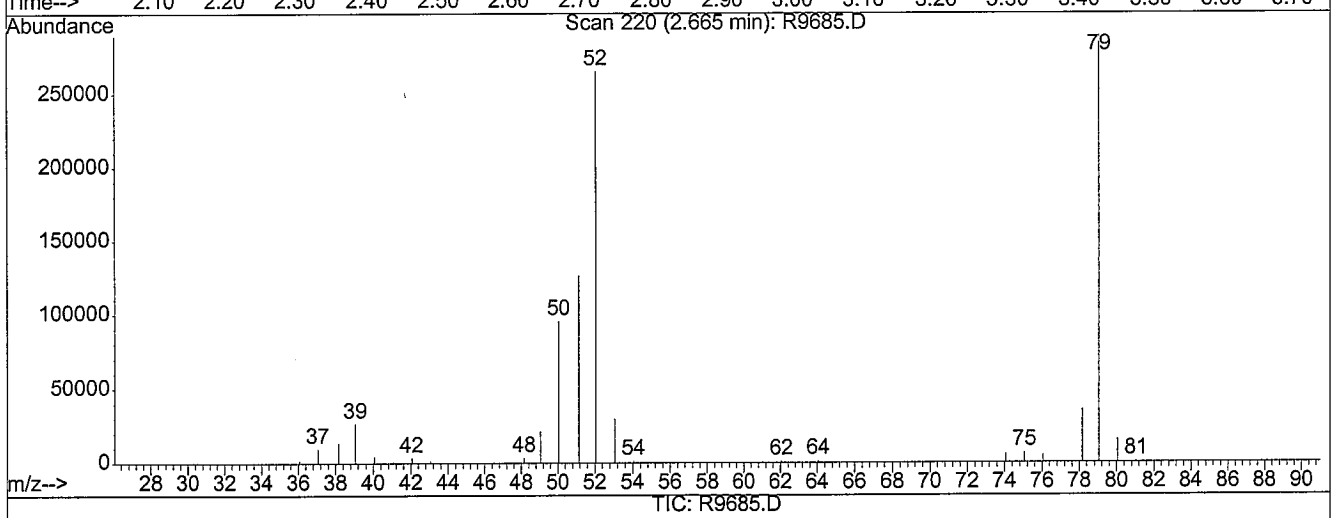

(3) Pyridine (T)

2.66min 64.75ng/uL m

response 562595

Ion	Exp%	Act%
79.00	100	100
52.00	95.10	88.09
0.00	0.00	0.00
0.00	0.00	0.00

MANUAL RE-INTEGRATION

- ☐ missed peak assignment
- ☐ assigned incorrect name to peak
- ☐ over-integrated peak's area
- ☑ under-integrated peak's area
- ☐ other _____

initials JU *date* 10-12-08

R9685.D 101108S3.M Sun Oct 12 12:33:32 2008

Quantitation Report (Qedit)

Data File : C:\HPCHEM\1\DATA\101108\R9685.D
Acq On : 11 Oct 2008 2:38 pm
Sample : ICALSVSTD060
Misc : ST081006-4
MS Integration Params: LSCINT.P
Quant Time: Oct 12 12:33 2008

Vial: 2
Operator: jk SOP 50
Inst : HPSV-3
Multiplr: 1.00
Quant Results File: temp.res

Method : C:\HPCHEM\1\METHODS\101108S3.M (RTE Integrator)
Title : GC-MS Semivolatiles SOP no. 506
Last Update : Sun Oct 12 12:28:30 2008
Response via : Multiple Level Calibration

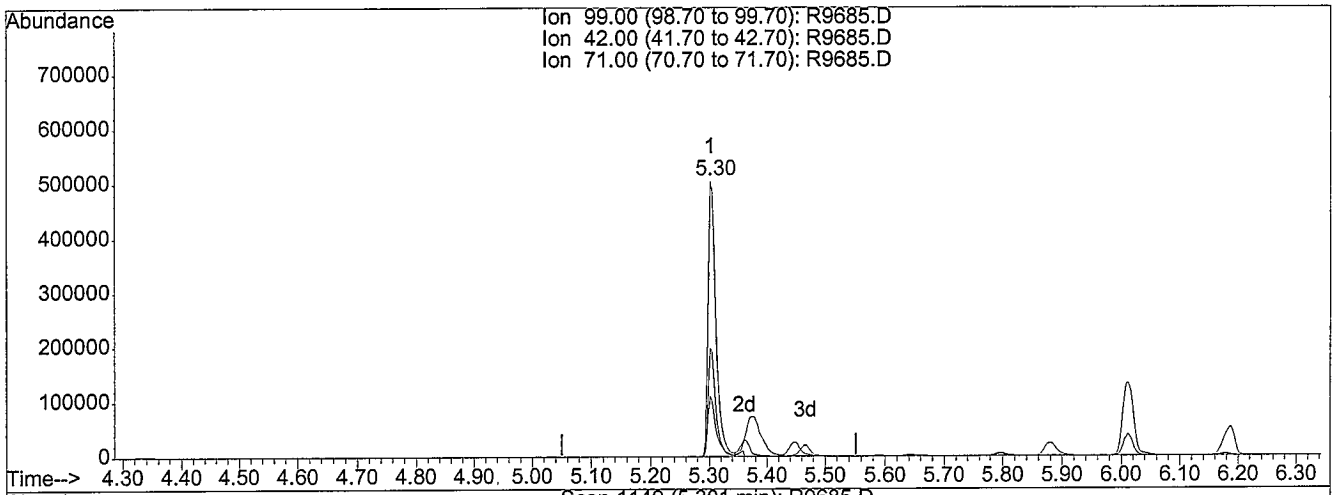

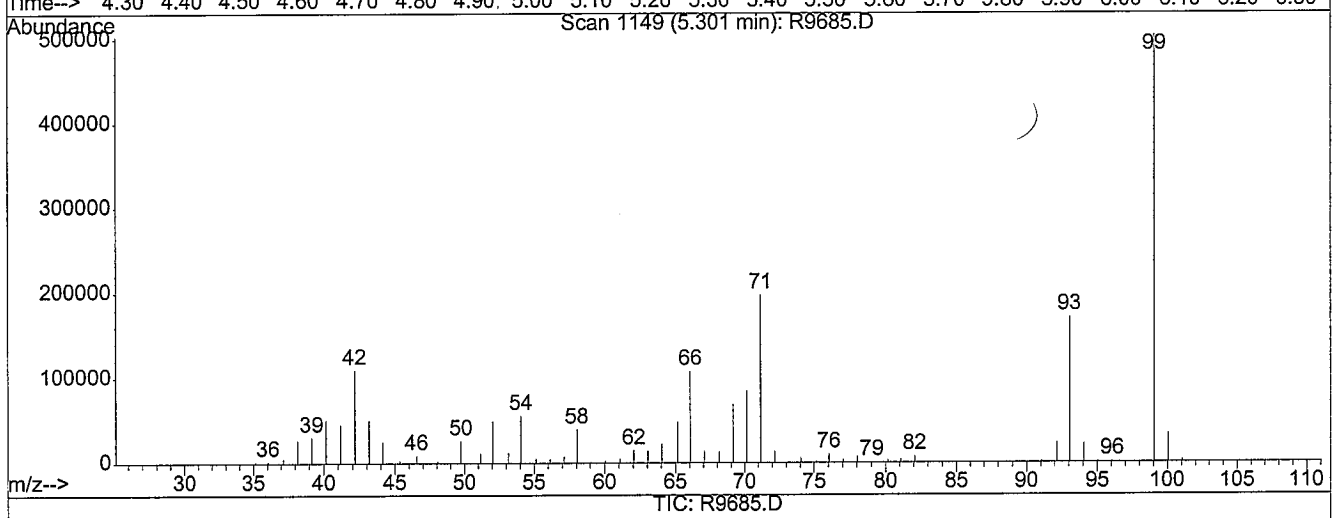

TIC: R9685.D

(8) Phenol-d5 (S)

5.30min 60.00ng/uL

response 473223

Ion	Exp%	Act%
99.00	100	100
42.00	23.30	23.32
71.00	38.20	38.18
0.00	0.00	0.00

Before

R9685.D 101108S3.M Sun Oct 12 12:33:39 2008

Quantitation Report (Qedit)

Data File : C:\HPCHEM\1\DATA\101108\R9685.D
Acq On : 11 Oct 2008 2:38 pm
Sample : ICALSVSTD060
Misc : ST081006-4
MS Integration Params: LSCINT.P
Quant Time: Oct 12 12:33 2008

Vial: 2
Operator: jk SOP 50
Inst : HPSV-3
Multiplr: 1.00
Quant Results File: temp.res

Method : C:\HPCHEM\1\METHODS\101108S3.M (RTE Integrator)
Title : GC-MS Semivolatiles SOP no. 506
Last Update : Sun Oct 12 12:28:30 2008
Response via : Multiple Level Calibration

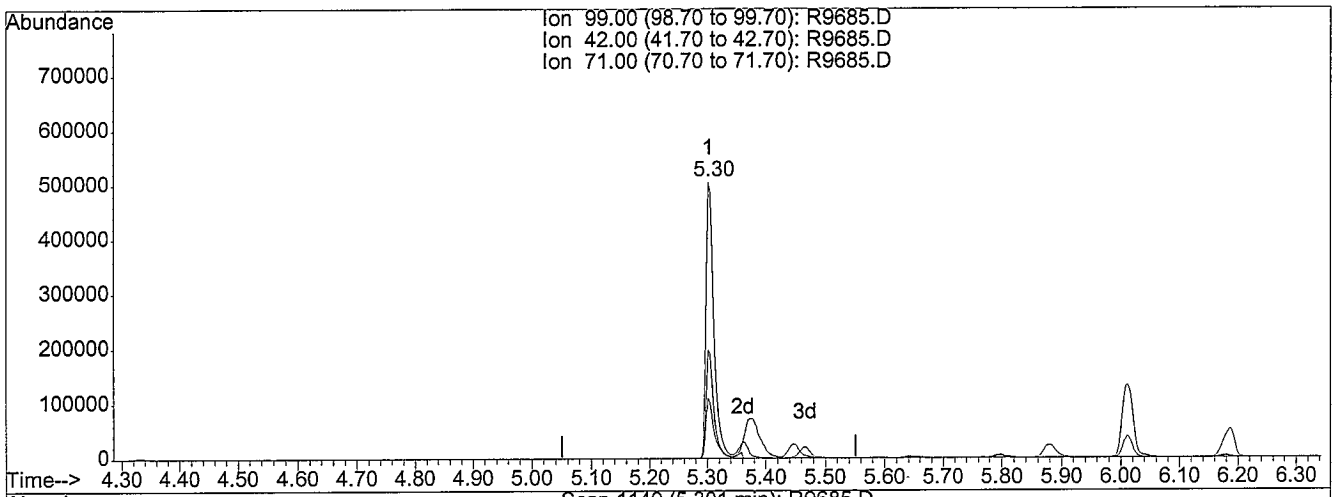

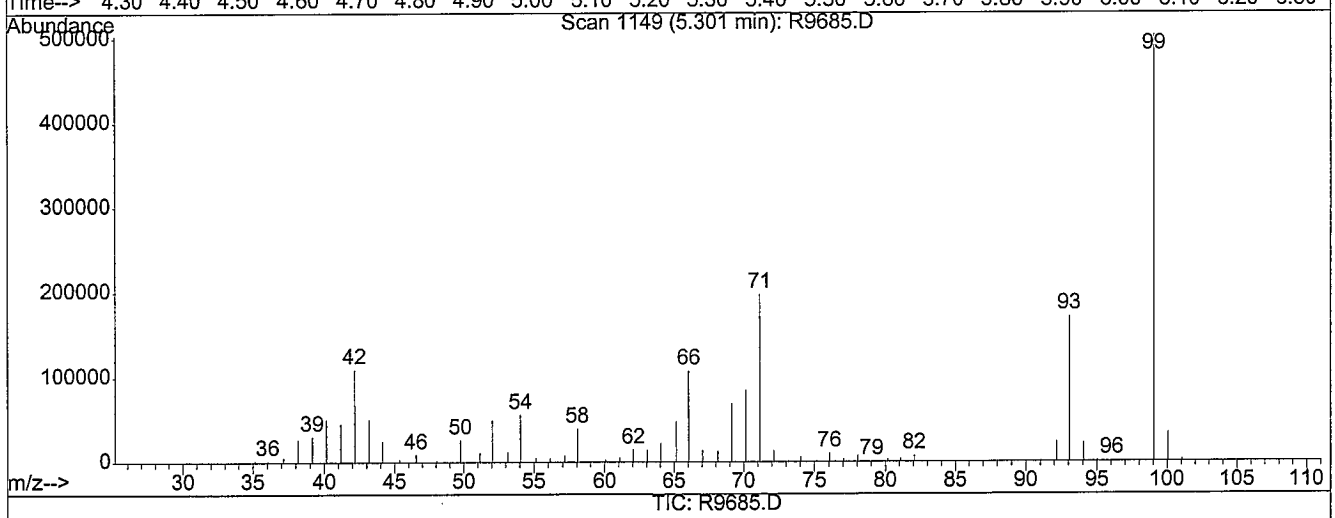

TIC: R9685.D

(8) Phenol-d5 (S)

5.30min 64.48ng/uL m

response 508535

Ion	Exp%	Act%
99.00	100	100
42.00	23.30	21.70
71.00	38.20	35.53
0.00	0.00	0.00

MANUAL RE-INTEGRATION

- ☐ missed peak assignment
- ☐ assigned incorrect name to peak
- ☐ over-integrated peak's area
- ☑ under-integrated peak's area
- ☐ other _____

initials JH *date* 10-12-08

R9685.D 101108S3.M Sun Oct 12 12:33:44 2008

Quantitation Report (Qedit)

Data File : C:\HPCHEM\1\DATA\101108\R9685.D
Acq On : 11 Oct 2008 2:38 pm
Sample : ICALSVSTD060
Misc : ST081006-4
MS Integration Params: LSCINT.P
Quant Time: Oct 12 12:33 2008

Vial: 2
Operator: jk SOP 50
Inst : HPSV-3
Multiplr: 1.00
Quant Results File: temp.res

Method : C:\HPCHEM\1\METHODS\101108S3.M (RTE Integrator)
Title : GC-MS Semivolatiles SOP no. 506
Last Update : Sun Oct 12 12:28:30 2008
Response via : Multiple Level Calibration

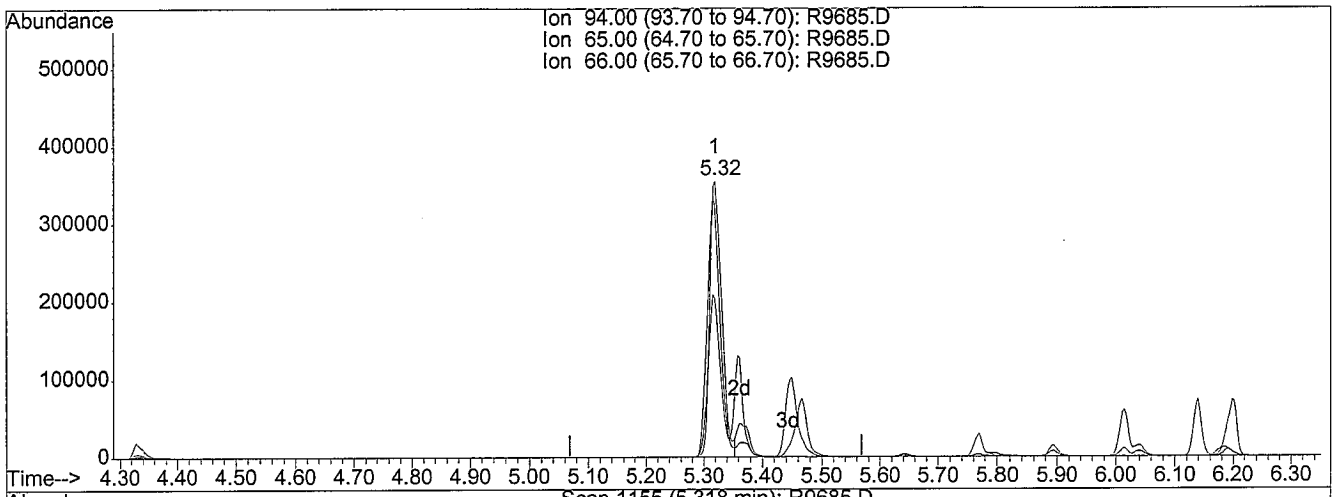

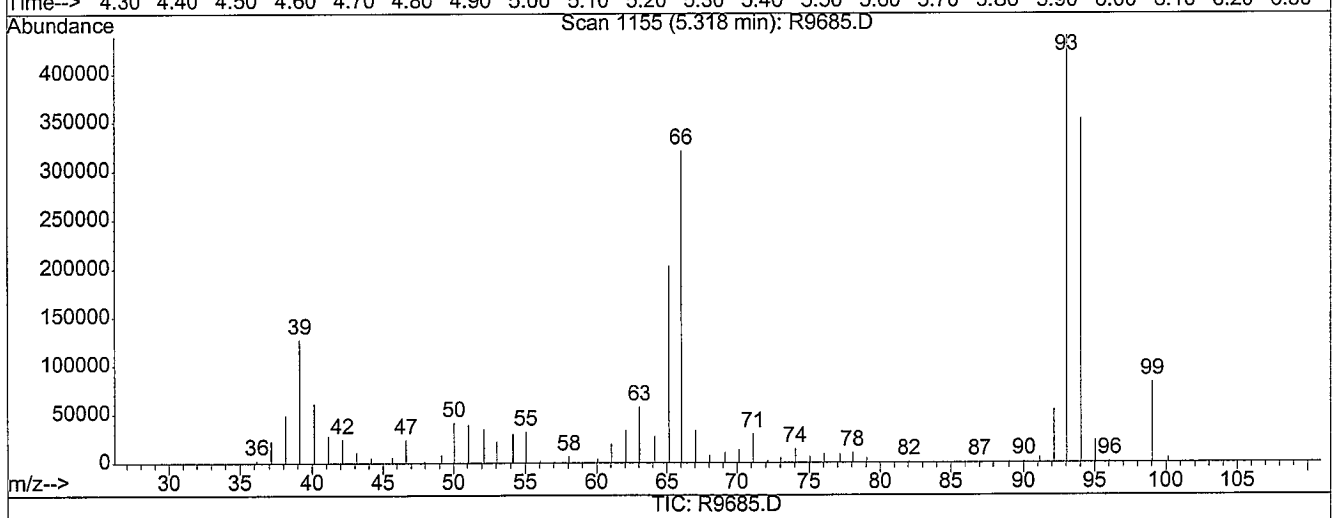

TIC: R9685.D

(9) Phenol (TMC)

5.32min 60.00ng/uL

response 508451

Ion	Exp%	Act%
94.00	100	100
65.00	60.60	60.62
66.00	104.90	104.93
0.00	0.00	0.00

Before

R9685.D 101108S3.M Sun Oct 12 12:33:47 2008

Quantitation Report (Qedit)

Data File : C:\HPCHEM\1\DATA\101108\R9685.D
Acq On : 11 Oct 2008 2:38 pm
Sample : ICALSVSTD060
Misc : ST081006-4
MS Integration Params: LSCINT.P
Quant Time: Oct 12 12:33 2008

Vial: 2
Operator: jk SOP 50
Inst : HPSV-3
Multiplr: 1.00
Quant Results File: temp.res

Method : C:\HPCHEM\1\METHODS\101108S3.M (RTE Integrator)
Title : GC-MS Semivolatiles SOP no. 506
Last Update : Sun Oct 12 12:28:30 2008
Response via : Multiple Level Calibration

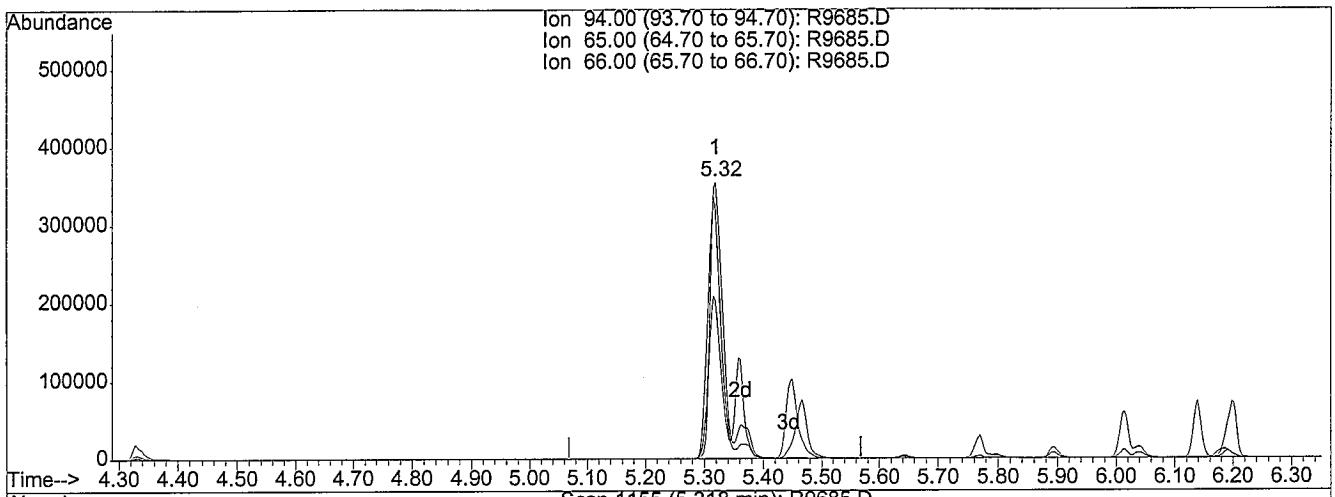

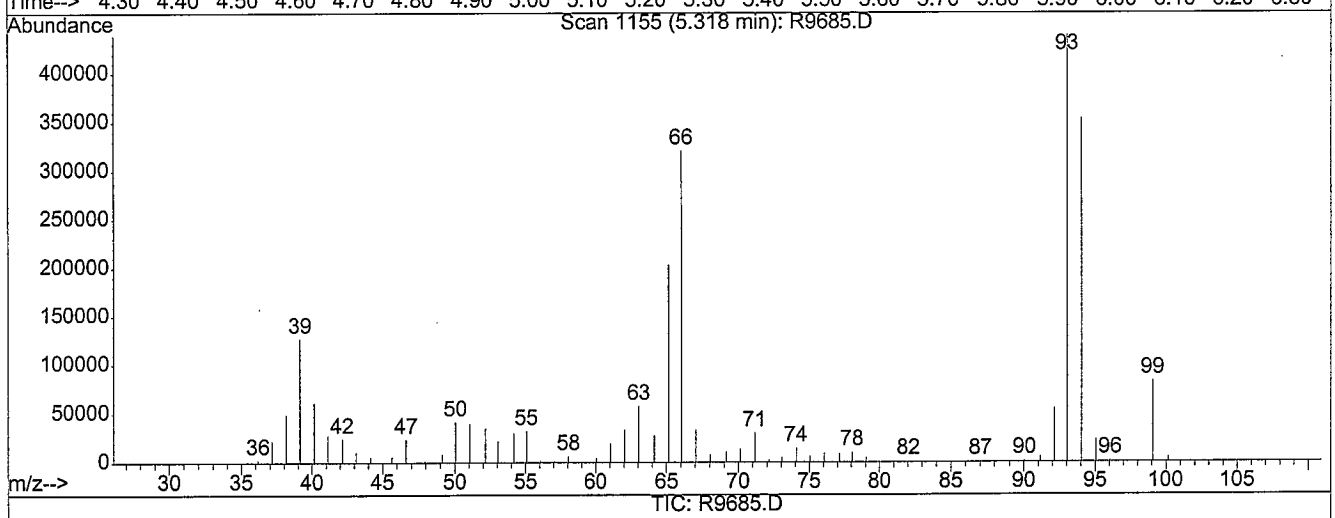

TIC: R9685.D

(9) Phenol (TMC)

5.32min 67.67ng/uL m

response 573471

Ion	Exp%	Act%
94.00	100	100
65.00	60.60	53.75
66.00	104.90	93.03
0.00	0.00	0.00

MANUAL RE-INTEGRATION

- ☐ missed peak assignment
- ☐ assigned incorrect name to peak
- ☐ over-integrated peak's area
- ☑ under-integrated peak's area
- ☐ other _____

initials JU *date* 10-12-08

R9685.D 101108S3.M Sun Oct 12 12:33:50 2008

Quantitation Report

Data File : C:\HPCHEM\1\DATA\101108\R9685.D
Acq On : 11 Oct 2008 2:38 pm
Sample : ICALSVSTD060
Misc : ST081006-4
MS Integration Params: LSCINT.P
Quant Time: Oct 12 12:33 2008

Vial: 2
Operator: jk SOP 506
Inst : HPSV-3
Multiplr: 1.00

Quant Results File: 101108S3.RES

Method : C:\HPCHEM\1\METHODS\101108S3.M (RTE Integrator)
Title : GC-MS Semivolatiles SOP no. 506
Last Update : Sun Oct 12 12:28:30 2008
Response via : Initial Calibration



Quantitation Report (QT Reviewed)

Data File : C:\HPCHEM\1\DATA\101108\R9686.D
Acq On : 11 Oct 2008 3:02 pm
Sample : ICALSVSTD001
Misc : ST081010-6
MS Integration Params: LSCINT.P
Quant Time: Oct 12 12:36 2008

Vial: 3
Operator: jk SOP 506 Rev
Inst : HPSV-3
Multiplr: 1.00
Quant Results File: 101108S3.RES

Quant Method : C:\HPCHEM\1\METHODS\101108S3.M (RTE Integrator)
Title : GC-MS Semivolatiles SOP no. 506
Last Update : Sun Oct 12 12:36:05 2008
Response via : Initial Calibration
DataAcq Meth : 101108S3

Internal Standards	R.T.	QIon	Response	Conc	Units	Dev(Min)
1) 1,4-Dichlorobenzene-d4	5.64	152	228108	40.00	ng/uL	0.00
25) Naphthalene-d8	6.85	136	800386	40.00	ng/uL	0.00
42) Acenaphthene-d10	8.40	164	411375	40.00	ng/uL	0.00
69) Phenanthrene-d10	9.69	188	559524	40.00	ng/uL	0.00
80) Chrysene-d12	11.97	240	537838	40.00	ng/uL	0.00
91) Perylene-d12	13.46	264	450719	40.00	ng/uL	0.00
System Monitoring Compounds						
5) 2-Fluorophenol	4.35	112	6265	0.74	ng/uL	0.01
Spiked Amount 75.000	Range 21 - 100		Recovery = 0.99%#			
6) 2-Chlorophenol-d4	5.45	132	6515	0.90	ng/uL	0.00
Spiked Amount 75.000	Range 33 - 110		Recovery = 1.20%#			
8) Phenol-d5	5.32	99	9129	0.91	ng/uL	0.02
Spiked Amount 75.000	Range 15 - 104		Recovery = 1.21%#			
15) 1,2-Dichlorobenzene-d4	5.79	152	5043	1.03	ng/uL	0.00
Spiked Amount 50.000	Range 16 - 110		Recovery = 2.06%#			
26) Nitrobenzene-d5	6.17	82	8298	1.02	ng/uL	0.00
Spiked Amount 50.000	Range 34 - 111		Recovery = 2.04%#			
46) 2-Fluorobiphenyl	7.79	172	15132	1.14	ng/uL	0.00
Spiked Amount 50.000	Range 21 - 106		Recovery = 2.28%#			
68) 2,4,6-Tribromophenol	9.08	330	641	0.35	ng/uL	0.00
Spiked Amount 75.000	Range 23 - 100		Recovery = 0.47%#			
83) p-Terphenyl-d14	11.02	244	14021	1.06	ng/uL	0.00
Spiked Amount 50.000	Range 33 - 111		Recovery = 2.12%#			

Target Compounds						Qvalue
2) 1,4-Dioxane	2.21	88	2813	0.79	ng/uL	90
3) Pyridine	2.69	79	5835	0.53	ng/uL	90
4) n-Nitrosodimethylamine	2.61	74	4526m	0.82	ng/uL	
7) Aniline	5.31	93	12351	0.95	ng/uL#	59
9) Phenol	5.33	94	10264	0.91	ng/uL	66
10) Tetramethylurea	5.34	72	16243	1.06	ng/uL	93
11) Bis(2-chloroethyl)ether	5.35	93	9589	1.13	ng/uL	90
12) 2-Chlorophenol	5.46	128	7125	0.94	ng/uL	97
13) 1,3-Dichlorobenzene	5.59	146	8919	1.06	ng/uL	98
14) 1,4-Dichlorobenzene	5.66	146	8529	1.03	ng/ul#	72
16) 1,2-Dichlorobenzene	5.81	146	8156	1.10	ng/uL	96
17) Benzyl Alcohol	5.76	108	3792	0.73	ng/uL	94
18) Bis(2-chloroisopropyl)ethe	5.88	45	19055	1.35	ng/uL	85
19) 2-Methylphenol	5.89	107	5808	0.99	ng/uL	97
20) n-Nitroso-di-n-propylamine	6.00	70	5622	1.00	ng/uL#	81
21) 3+4-Methylphenol	6.04	108	6360	0.90	ng/uL	94

(#) = qualifier out of range (m) = manual integration

SIL 10-12-08

Quantitation Report (QT Reviewed)

Data File : C:\HPCHEM\1\DATA\101108\R9686.D
Acq On : 11 Oct 2008 3:02 pm
Sample : ICALSVSTD001
Misc : ST081010-6
MS Integration Params: LSCINT.P
Quant Time: Oct 12 12:36 2008

Vial: 3
Operator: jk SOP 506 Rev
Inst : HPSV-3
Multiplr: 1.00
Quant Results File: 101108S3.RES

Quant Method : C:\HPCHEM\1\METHODS\101108S3.M (RTE Integrator)
Title : GC-MS Semivolatiles SOP no. 506
Last Update : Sun Oct 12 12:36:05 2008
Response via : Initial Calibration
DataAcq Meth : 101108S3

Compound	R.T.	QIon	Response	Conc Unit	Qvalue
22) N-Methylaniline	6.01	106	14912	1.43 ng/uL	96
23) Hexachloroethane	6.14	117	3554	0.99 ng/uL	95
24) N,N-Dimethylaniline	6.18	120	11586	1.18 ng/uL	97
27) Nitrobenzene	6.19	123	3210	0.98 ng/uL#	67
28) Isophorone	6.41	82	14677	0.96 ng/uL	100
29) N-Ethylaniline	6.42	106	16134	1.17 ng/uL	99
30) 2-Nitrophenol	6.49	139	2449	0.64 ng/uL#	79
31) 2,4-Dimethylphenol	6.51	107	6876	0.91 ng/uL	94
32) Bis(2-chloroethoxy)methane	6.58	93	10405	1.10 ng/uL#	94
33) 2,4-Dichlorophenol	6.73	162	4532	0.78 ng/uL	88
34) Benzoic acid	0.00	105	0	N.D.	
35) 1,2,4-Trichlorobenzene	6.79	180	6280	1.05 ng/uL	97
36) Naphthalene	6.87	128	22022	1.13 ng/uL#	74
37) 4-Chloroaniline	6.90	127	7340	0.90 ng/uL	98
38) Hexachlorobutadiene	6.96	225	3429	0.99 ng/uL	95
39) 4-Chloro-3-methylphenol	7.34	107	4803	0.72 ng/uL	95
40) 2-Methylnaphthalene	7.48	142	13678	1.04 ng/uL	99
41) 1-Methylnaphthalene	7.57	142	14544	1.13 ng/uL	96
43) Hexachlorocyclopentadiene	0.00	237	0	N.D.	
44) 2,4,6-Trichlorophenol	7.73	196	2374	0.65 ng/uL	97
45) 2,4,5-Trichlorophenol	7.80	196	2289	0.62 ng/uL	95
47) 2-Chloronaphthalene	7.92	162	13106	1.12 ng/uL	96
48) 2-Nitroaniline	7.99	65	3234	0.66 ng/uL	94
49) 1,4-Dinitrobenzene	8.10	168	819	0.45 ng/uL#	1
50) Dimethylphthalate	8.11	163	13672	1.08 ng/uL#	95
51) 1,3-Dinitrobenzene	8.17	168	1175	0.57 ng/uL#	81
52) 2,6-Dinitrotoluene	8.18	165	2620	0.89 ng/uL	88
53) 1,2-Dinitrobenzene	8.24	168	1081	0.76 ng/uL	88
54) Acenaphthylene	8.28	152	20143	1.05 ng/uL	99
55) 3-Nitroaniline	8.34	138	2086	0.68 ng/uL#	98
56) Acenaphthene	8.43	154	12483	1.08 ng/uL	96
57) 2,4-Dinitrophenol	0.00	184	0	N.D.	
58) 4-Nitrophenol	8.40	109	734	0.46 ng/uL#	1
59) Dibenzofuran	8.57	168	16481	1.05 ng/uL	98
60) 2,4-Dinitrotoluene	8.54	165	2029	0.53 ng/uL	94
61) 2,3,5,6-Tetrachlorophenol	8.64	232	837	0.30 ng/uL#	22
62) 2,3,4,6-Tetrachlorophenol	8.68	232	1143	0.37 ng/uL#	60
63) Diethylphthalate	8.71	149	13274	1.04 ng/uL	99
64) Fluorene	8.87	166	13943	1.12 ng/uL	99
65) 4-Chlorophenyl phenyl ethe	8.84	204	5990	1.04 ng/uL	96
66) 4-Nitroaniline	8.87	138	1334	0.47 ng/uL#	76

(#) = qualifier out of range (m) = manual integration

Quantitation Report (QT Reviewed)

Data File : C:\HPCHEM\1\DATA\101108\R9686.D
Acq On : 11 Oct 2008 3:02 pm
Sample : ICALSVSTD001
Misc : ST081010-6
MS Integration Params: LSCINT.P
Quant Time: Oct 12 12:36 2008

Vial: 3
Operator: jk SOP 506 Rev
Inst : HPSV-3
Multiplr: 1.00
Quant Results File: 101108S3.RES

Quant Method : C:\HPCHEM\1\METHODS\101108S3.M (RTE Integrator)
Title : GC-MS Semivolatiles SOP no. 506
Last Update : Sun Oct 12 12:36:05 2008
Response via : Initial Calibration
DataAcq Meth : 101108S3

	Compound	R.T.	QIon	Response	Conc Unit	Qvalue
67)	Azobenzene	8.98	77	15621	1.00 ng/uL	97
70)	4,6-Dinitro-2-methylphenol	0.00	198	0	N.D.	
71)	n-Nitrosodiphenylamine	8.94	169	9995	1.10 ng/uL	98
72)	4-Bromophenyl phenyl ether	9.27	248	3504	1.10 ng/uL	96
73)	Hexachlorobenzene	9.35	284	4065	1.15 ng/uL	93
74)	Pentachlorophenol	0.00	266	0	N.D.	
75)	Phenanthrene	9.71	178	17610	1.11 ng/uL	98
76)	Anthracene	9.75	178	17391	1.09 ng/uL	99
77)	Carbazole	9.88	167	14069	0.99 ng/uL	99
78)	Di-n-butylphthalate	10.10	149	20785	0.98 ng/uL	99
79)	Fluoranthene	10.73	202	18465	1.09 ng/uL	97
81)	Benzidine	10.82	184	5735	0.54 ng/uL#	69
82)	Pyrene	10.94	202	20118	1.05 ng/uL	99
84)	Butylbenzylphthalate	11.40	149	8102	0.85 ng/uL	92
85)	Bis(2-ethylhexyl) adipate	11.41	129	6957	0.94 ng/uL#	73
86)	Benzo[a]anthracene	11.96	228	18171	1.15 ng/uL	96
87)	3,3'-Dichlorobenzidine	11.90	252	4302	0.67 ng/uL#	89
88)	Chrysene	11.99	228	16145	1.07 ng/uL	99
89)	Bis(2-ethylhexyl)phthalate	11.85	149	11147	0.90 ng/uL#	93
90)	Di-n-octylphthalate	12.43	149	15338	0.80 ng/uL#	87
92)	Benzo[b]fluoranthene	13.00	252	15041	1.04 ng/uL	98
93)	Benzo[k]fluoranthene	13.03	252	12991	0.99 ng/uL	97
94)	Benzo[a]pyrene	13.39	252	11486	0.91 ng/uL	93
95)	Indeno(1,2,3-c,d)pyrene	14.95	276	8480	0.87 ng/uL	93
96)	Dibenzo[a,h]anthracene	14.94	278	6574	0.79 ng/uL#	86
97)	Benzo[g,h,i]perylene	15.41	276	7218	0.90 ng/uL#	83

(#) = qualifier out of range (m) = manual integration

Quantitation Report (Qedit)

Data File : C:\HPCHEM\1\DATA\101108\R9686.D
Acq On : 11 Oct 2008 3:02 pm
Sample : ICALSVSTD001
Misc : ST081010-6
MS Integration Params: LSCINT.P
Quant Time: Oct 12 12:36 2008

Vial: 3
Operator: jk SOP 50
Inst : HPSV-3
Multiplr: 1.00
Quant Results File: temp.res

Method : C:\HPCHEM\1\METHODS\101108S3.M (RTE Integrator)
Title : GC-MS Semivolatiles SOP no. 506
Last Update : Sun Oct 12 12:36:05 2008
Response via : Multiple Level Calibration

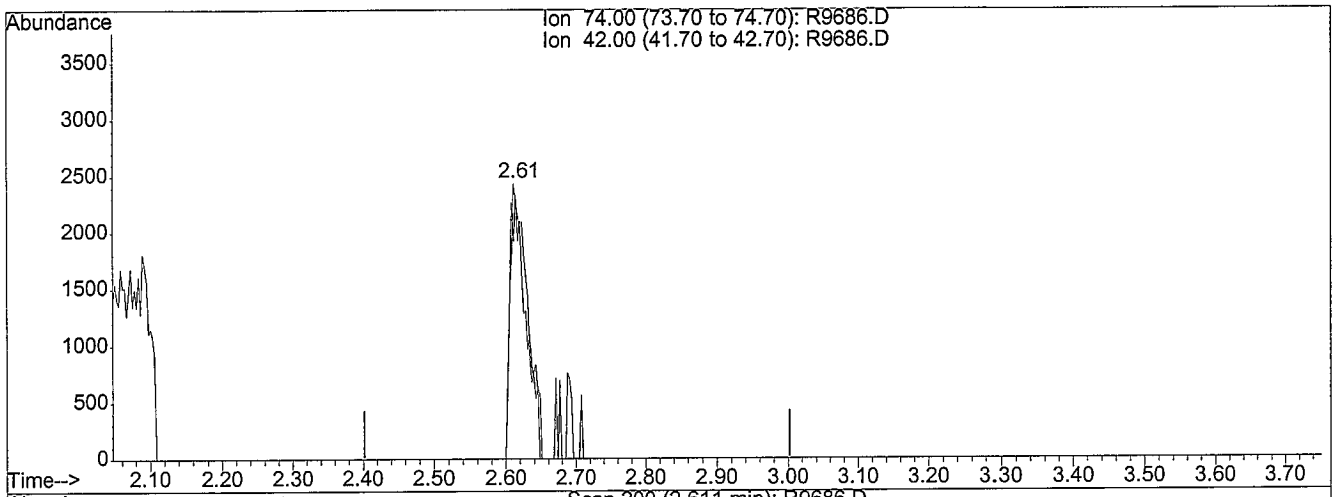

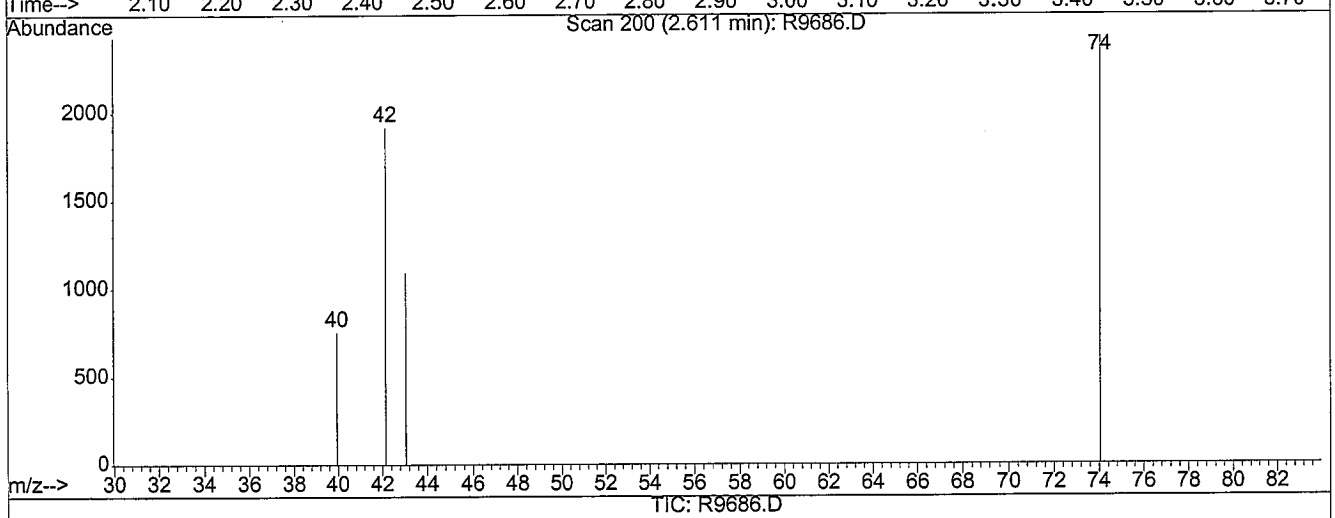

TIC: R9686.D

(4) n-Nitrosodimethylamine (T)

2.61min 0.72ng/uL

response 3976

Ion	Exp%	Act%
74.00	100	100
42.00	88.40	94.99
0.00	0.00	0.00
0.00	0.00	0.00

Before

R9686.D 101108S3.M Sun Oct 12 12:36:35 2008

Quantitation Report (Qedit)

Data File : C:\HPCHEM\1\DATA\101108\R9686.D
Acq On : 11 Oct 2008 3:02 pm
Sample : ICALSVSTD001
Misc : ST081010-6
MS Integration Params: LSCINT.P
Quant Time: Oct 12 12:36 2008

Vial: 3
Operator: jk SOP 50
Inst : HPSV-3
Multiplr: 1.00
Quant Results File: temp.res

Method : C:\HPCHEM\1\METHODS\101108S3.M (RTE Integrator)
Title : GC-MS Semivolatiles SOP no. 506
Last Update : Sun Oct 12 12:36:05 2008
Response via : Multiple Level Calibration

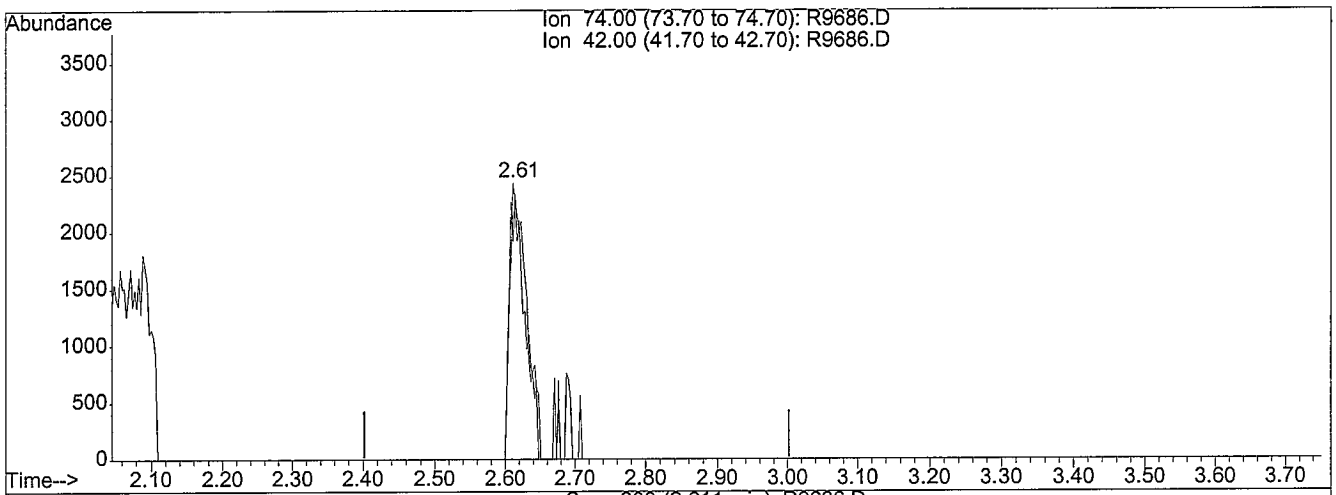

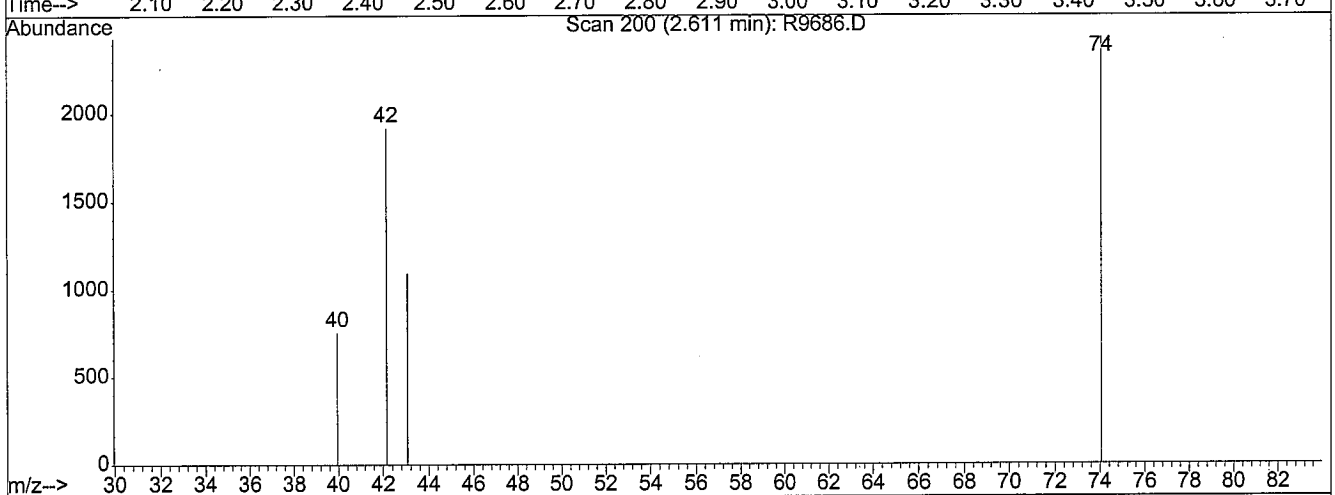

TIC: R9686.D

(4) n-Nitrosodimethylamine (T)

2.61min 0.82ng/uL m

response 4526

Ion	Exp%	Act%
74.00	100	100
42.00	88.40	83.45
0.00	0.00	0.00
0.00	0.00	0.00

MANUAL RE-INTEGRATION

- ☐ missed peak assignment
- ☐ assigned incorrect name to peak
- ☐ over-integrated peak's area
- ☑ under-integrated peak's area
- ☐ other _____

initials JA *date* 10-12-08

R9686.D 101108S3.M Sun Oct 12 12:36:39 2008

Quantitation Report

Data File : C:\HPCHEM\1\DATA\101108\R9686.D
Acq On : 11 Oct 2008 3:02 pm
Sample : ICALSVSTD001
Misc : ST081010-6
MS Integration Params: LSCINT.P
Quant Time: Oct 12 12:36 2008

Vial: 3
Operator: jk SOP 506
Inst : HPSV-3
Multiplr: 1.00
Quant Results File: 101108S3.RES

Method : C:\HPCHEM\1\METHODS\101108S3.M (RTE Integrator)
Title : GC-MS Semivolatiles SOP no. 506
Last Update : Sun Oct 12 12:36:05 2008
Response via : Initial Calibration



Quantitation Report (QT Reviewed)

Data File : C:\HPCHEM\1\DATA\101108\R9687.D
Acq On : 11 Oct 2008 3:26 pm
Sample : ICALSVSTD005
Misc : ST081010-7
MS Integration Params: LSCINT.P
Quant Time: Oct 12 12:38 2008

Vial: 4
Operator: jk SOP 506 Rev
Inst : HPSV-3
Multiplr: 1.00
Quant Results File: 101108S3.RES

Quant Method : C:\HPCHEM\1\METHODS\101108S3.M (RTE Integrator)
Title : GC-MS Semivolatiles SOP no. 506
Last Update : Sun Oct 12 12:37:07 2008
Response via : Initial Calibration
DataAcq Meth : 101108S3

Internal Standards	R.T.	QIon	Response	Conc	Units	Dev(Min)
1) 1,4-Dichlorobenzene-d4	5.64	152	229859	40.00	ng/uL	0.00
25) Naphthalene-d8	6.85	136	803180	40.00	ng/uL	0.00
42) Acenaphthene-d10	8.40	164	415935	40.00	ng/uL	0.00
69) Phenanthrene-d10	9.69	188	584780	40.00	ng/uL	0.00
80) Chrysene-d12	11.97	240	559285	40.00	ng/uL	0.00
91) Perylene-d12	13.46	264	480081	40.00	ng/uL	0.00
System Monitoring Compounds						
5) 2-Fluorophenol	4.34	112	38057	4.71	ng/uL	0.00
Spiked Amount 75.000	Range 21 - 100		Recovery = 6.28%#			
6) 2-Chlorophenol-d4	5.45	132	36965	5.02	ng/uL	0.00
Spiked Amount 75.000	Range 33 - 110		Recovery = 6.69%#			
8) Phenol-d5	5.32	99	49778	4.97	ng/uL	0.01
Spiked Amount 75.000	Range 15 - 104		Recovery = 6.63%#			
15) 1,2-Dichlorobenzene-d4	5.79	152	26829	5.21	ng/uL	0.00
Spiked Amount 50.000	Range 16 - 110		Recovery = 10.42%#			
26) Nitrobenzene-d5	6.17	82	43689	5.18	ng/uL	0.00
Spiked Amount 50.000	Range 34 - 111		Recovery = 10.36%#			
46) 2-Fluorobiphenyl	7.78	172	75185	5.29	ng/uL	0.00
Spiked Amount 50.000	Range 21 - 106		Recovery = 10.58%#			
68) 2,4,6-Tribromophenol	9.08	330	7143	4.34	ng/uL	0.00
Spiked Amount 75.000	Range 23 - 100		Recovery = 5.79%#			
83) p-Terphenyl-d14	11.02	244	68355	5.00	ng/uL	0.00
Spiked Amount 50.000	Range 33 - 111		Recovery = 10.00%#			

Target Compounds						Qvalue
2) 1,4-Dioxane	2.20	88	18415m	5.08	ng/uL	
3) Pyridine	2.67	79	49268m	4.69	ng/uL	
4) n-Nitrosodimethylamine	2.60	74	27885m	5.00	ng/uL	
7) Aniline	5.31	93	66157	5.03	ng/uL#	84
9) Phenol	5.33	94	58252m	5.06	ng/uL	
10) Tetramethylurea	5.35	72	85282	5.25	ng/uL	97
11) Bis(2-chloroethyl)ether	5.35	93	47320	5.25	ng/uL	88
12) 2-Chlorophenol	5.46	128	38374	5.00	ng/uL	96
13) 1,3-Dichlorobenzene	5.59	146	43638	5.07	ng/uL	100
14) 1,4-Dichlorobenzene	5.66	146	43877	5.12	ng/ul	96
16) 1,2-Dichlorobenzene	5.81	146	40096	5.17	ng/uL	99
17) Benzyl Alcohol	5.76	108	22795	4.64	ng/uL	94
18) Bis(2-chloroisopropyl)ethe	5.88	45	90836	5.62	ng/uL	91
19) 2-Methylphenol	5.89	107	29628	5.01	ng/uL	97
20) n-Nitroso-di-n-propylamine	6.00	70	31432	5.26	ng/uL	87
21) 3+4-Methylphenol	6.03	108	35913	5.03	ng/uL#	80

(#) = qualifier out of range (m) = manual integration

SK 10-12-08

Quantitation Report (QT Reviewed)

Data File : C:\HPCHEM\1\DATA\101108\R9687.D
Acq On : 11 Oct 2008 3:26 pm
Sample : ICALSVSTD005
Misc : ST081010-7
MS Integration Params: LSCINT.P
Quant Time: Oct 12 12:38 2008

Vial: 4
Operator: jk SOP 506 Rev
Inst : HPSV-3
Multiplr: 1.00
Quant Results File: 101108S3.RES

Quant Method : C:\HPCHEM\1\METHODS\101108S3.M (RTE Integrator)
Title : GC-MS Semivolatiles SOP no. 506
Last Update : Sun Oct 12 12:37:07 2008
Response via : Initial Calibration
DataAcq Meth : 101108S3

Compound	R.T.	QIon	Response	Conc	Unit	Qvalue
22) N-Methylaniline	6.01	106	61229	5.39	ng/uL#	82
23) Hexachloroethane	6.14	117	18095	5.00	ng/uL	98
24) N,N-Dimethylaniline	6.18	120	56357	5.33	ng/uL	97
27) Nitrobenzene	6.19	123	17913	5.20	ng/uL#	83
28) Isophorone	6.40	82	78826	5.06	ng/uL	99
29) N-Ethylaniline	6.42	106	76210	5.24	ng/uL	98
30) 2-Nitrophenol	6.49	139	16219	4.58	ng/uL	97
31) 2,4-Dimethylphenol	6.51	107	38094	5.02	ng/uL	98
32) Bis(2-chloroethoxy)methane	6.58	93	51156	5.19	ng/uL#	98
33) 2,4-Dichlorophenol	6.73	162	25815	4.71	ng/uL	99
34) Benzoic acid	6.59	105	4638	1.76	ng/uL#	79
35) 1,2,4-Trichlorobenzene	6.79	180	32785	5.22	ng/uL	97
36) Naphthalene	6.87	128	105832	5.20	ng/uL	98
37) 4-Chloroaniline	6.90	127	38728	4.86	ng/uL	99
38) Hexachlorobutadiene	6.96	225	18411	5.14	ng/uL	99
39) 4-Chloro-3-methylphenol	7.34	107	28058	4.56	ng/uL	99
40) 2-Methylnaphthalene	7.48	142	67103	5.04	ng/uL	99
41) 1-Methylnaphthalene	7.57	142	68308	5.13	ng/uL	99
43) Hexachlorocyclopentadiene	7.61	237	5230	2.61	ng/uL#	90
44) 2,4,6-Trichlorophenol	7.73	196	15956	4.62	ng/uL	98
45) 2,4,5-Trichlorophenol	7.79	196	15444	4.51	ng/uL	97
47) 2-Chloronaphthalene	7.92	162	61335	5.10	ng/uL	99
48) 2-Nitroaniline	7.99	65	20482	4.53	ng/uL	97
49) 1,4-Dinitrobenzene	8.10	168	5876	3.89	ng/uL#	48
50) Dimethylphthalate	8.11	163	69152	5.20	ng/uL	100
51) 1,3-Dinitrobenzene	8.17	168	8425	4.49	ng/uL	91
52) 2,6-Dinitrotoluene	8.19	165	14716	4.97	ng/uL	84
53) 1,2-Dinitrobenzene	8.24	168	6250	4.64	ng/uL	86
54) Acenaphthylene	8.28	152	100248	5.09	ng/uL	100
55) 3-Nitroaniline	8.34	138	12421	4.46	ng/uL	92
56) Acenaphthene	8.43	154	61190	5.11	ng/uL	98
57) 2,4-Dinitrophenol	8.44	184	725	1.23	ng/uL#	1
58) 4-Nitrophenol	8.55	109	3868	3.22	ng/uL	77
59) Dibenzofuran	8.57	168	81040	5.06	ng/uL	97
60) 2,4-Dinitrotoluene	8.54	165	15866	4.52	ng/uL	96
61) 2,3,5,6-Tetrachlorophenol	8.64	232	8575	3.79	ng/uL	96
62) 2,3,4,6-Tetrachlorophenol	8.68	232	10877	4.08	ng/uL	99
63) Diethylphthalate	8.71	149	67358	5.11	ng/uL	99
64) Fluorene	8.87	166	66728	5.15	ng/uL	99
65) 4-Chlorophenyl phenyl ethe	8.85	204	30603	5.12	ng/uL	97
66) 4-Nitroaniline	8.87	138	10254	4.19	ng/uL#	82

(#) = qualifier out of range (m) = manual integration

Quantitation Report (QT Reviewed)

Data File : C:\HPCHEM\1\DATA\101108\R9687.D
Acq On : 11 Oct 2008 3:26 pm
Sample : ICALSVSTD005
Misc : ST081010-7
MS Integration Params: LSCINT.P
Quant Time: Oct 12 12:38 2008

Vial: 4
Operator: jk SOP 506 Rev
Inst : HPSV-3
Multiplr: 1.00
Quant Results File: 101108S3.RES

Quant Method : C:\HPCHEM\1\METHODS\101108S3.M (RTE Integrator)
Title : GC-MS Semivolatiles SOP no. 506
Last Update : Sun Oct 12 12:37:07 2008
Response via : Initial Calibration
DataAcq Meth : 101108S3

	Compound	R.T.	QIon	Response	Conc	Unit	Qvalue
67)	Azobenzene	8.98	77	84927	5.19	ng/uL	96
70)	4,6-Dinitro-2-methylphenol	8.89	198	3402	2.81	ng/uL	79
71)	n-Nitrosodiphenylamine	8.94	169	51389	5.20	ng/uL	98
72)	4-Bromophenyl phenyl ether	9.27	248	17888	5.18	ng/uL	96
73)	Hexachlorobenzene	9.35	284	20592	5.27	ng/uL	97
74)	Pentachlorophenol	9.52	266	2786	2.38	ng/uL#	47
75)	Phenanthrene	9.71	178	88088	5.15	ng/uL	99
76)	Anthracene	9.75	178	84974	5.04	ng/uL	99
77)	Carbazole	9.88	167	72600	4.94	ng/uL	100
78)	Di-n-butylphthalate	10.10	149	114857	5.08	ng/uL	99
79)	Fluoranthene	10.74	202	91572	5.09	ng/uL	100
81)	Benzidine	10.81	184	40582	4.25	ng/uL	99
82)	Pyrene	10.94	202	98811	4.98	ng/uL	99
84)	Butylbenzylphthalate	11.40	149	46737	4.86	ng/uL	95
85)	Bis(2-ethylhexyl) adipate	11.41	129	41288	5.18	ng/uL#	83
86)	Benzo[a]anthracene	11.96	228	83413	5.03	ng/uL	99
87)	3,3'-Dichlorobenzidine	11.90	252	25446	4.34	ng/uL	98
88)	Chrysene	11.99	228	80614	5.07	ng/uL	99
89)	Bis(2-ethylhexyl)phthalate	11.85	149	64148	4.98	ng/uL	99
90)	Di-n-octylphthalate	12.43	149	90976	4.76	ng/uL	91
92)	Benzo[b]fluoranthene	13.00	252	75677	4.97	ng/uL	99
93)	Benzo[k]fluoranthene	13.03	252	68321	4.94	ng/uL	99
94)	Benzo[a]pyrene	13.39	252	62215	4.82	ng/uL	99
95)	Indeno(1,2,3-c,d)pyrene	14.94	276	46946	4.74	ng/uL	99
96)	Dibenzo[a,h]anthracene	14.94	278	36632	4.51	ng/uL	100
97)	Benzo[g,h,i]perylene	15.40	276	38677	4.76	ng/uL	99

(#) = qualifier out of range (m) = manual integration

Quantitation Report (Qedit)

Data File : C:\HPCHEM\1\DATA\101108\R9687.D
Acq On : 11 Oct 2008 3:26 pm
Sample : ICALSVSTD005
Misc : ST081010-7
MS Integration Params: LSCINT.P
Quant Time: Oct 12 12:37 2008

Vial: 4
Operator: jk SOP 50
Inst : HPSV-3
Multiplr: 1.00
Quant Results File: temp.res

Method : C:\HPCHEM\1\METHODS\101108S3.M (RTE Integrator)
Title : GC-MS Semivolatiles SOP no. 506
Last Update : Sun Oct 12 12:37:07 2008
Response via : Multiple Level Calibration

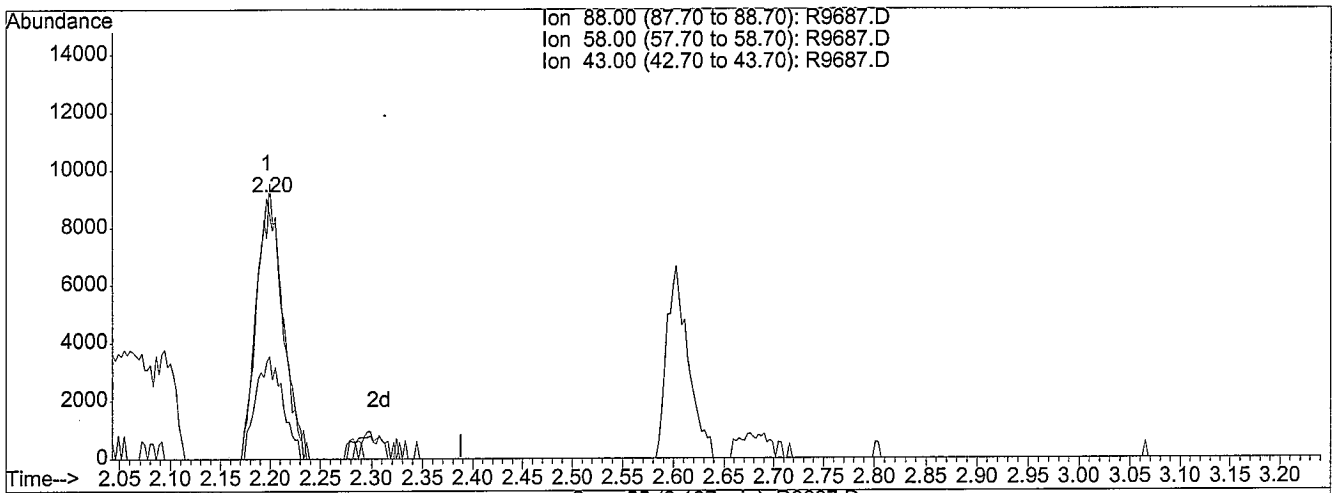

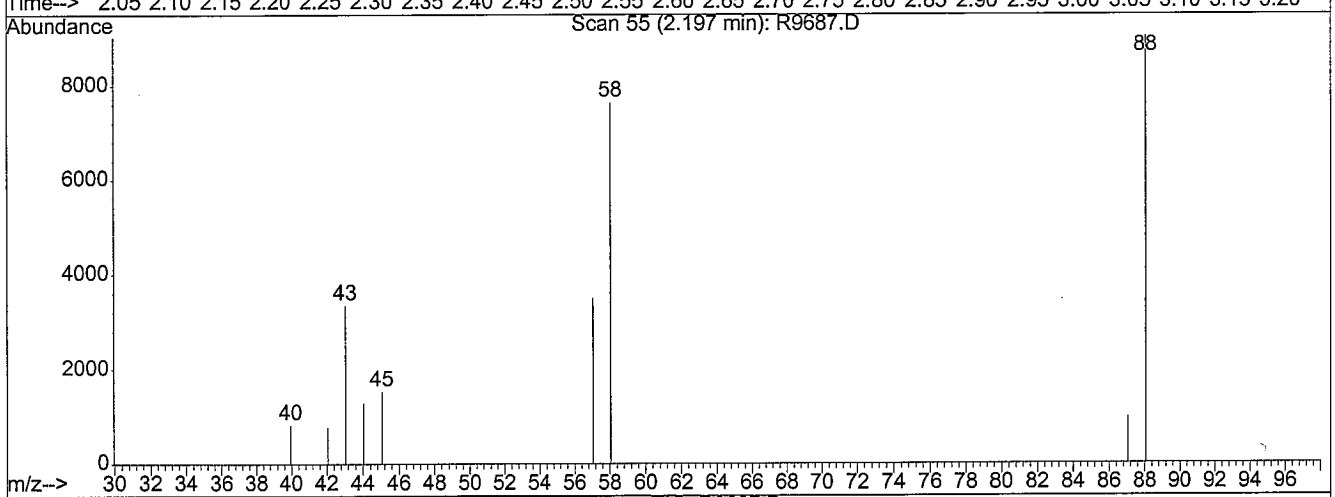

TIC: R9687.D

(2) 1,4-Dioxane (T)

2.20min 4.62ng/uL

response 16748

Ion	Exp%	Act%
88.00	100	100
58.00	90.70	100.29
43.00	34.50	39.46
0.00	0.00	0.00

Before

R9687.D 101108S3.M Sun Oct 12 12:37:57 2008

Quantitation Report (Qedit)

Data File : C:\HPCHEM\1\DATA\101108\R9687.D
Acq On : 11 Oct 2008 3:26 pm
Sample : ICALSVSTD005
Misc : ST081010-7
MS Integration Params: LSCINT.P
Quant Time: Oct 12 12:38 2008

Vial: 4
Operator: jk SOP 50
Inst : HPSV-3
Multiplr: 1.00
Quant Results File: temp.res

Method : C:\HPCHEM\1\METHODS\101108S3.M (RTE Integrator)
Title : GC-MS Semivolatiles SOP no. 506
Last Update : Sun Oct 12 12:37:07 2008
Response via : Multiple Level Calibration

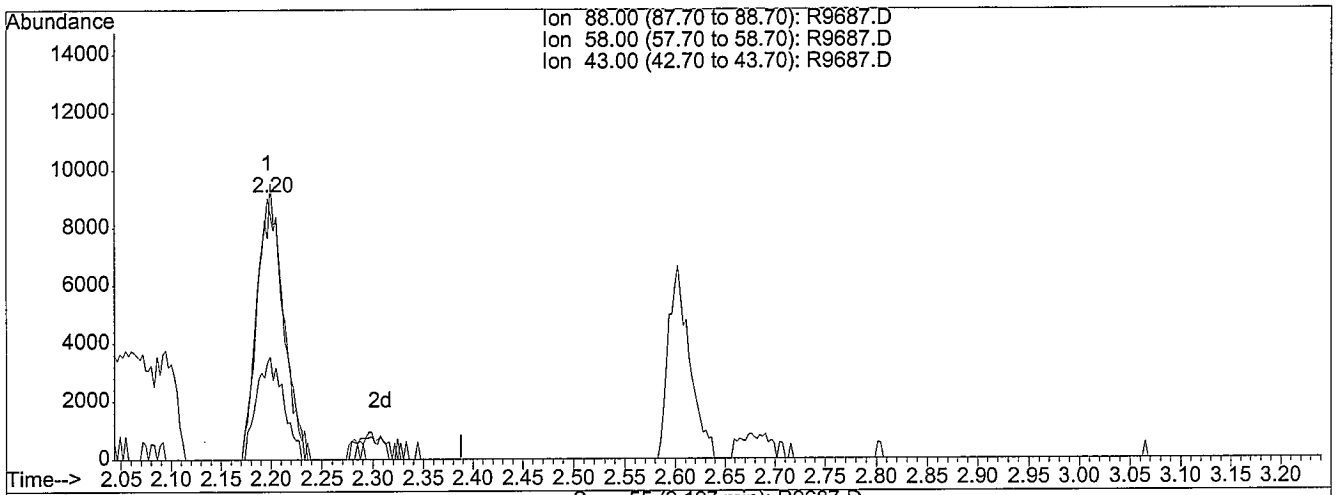

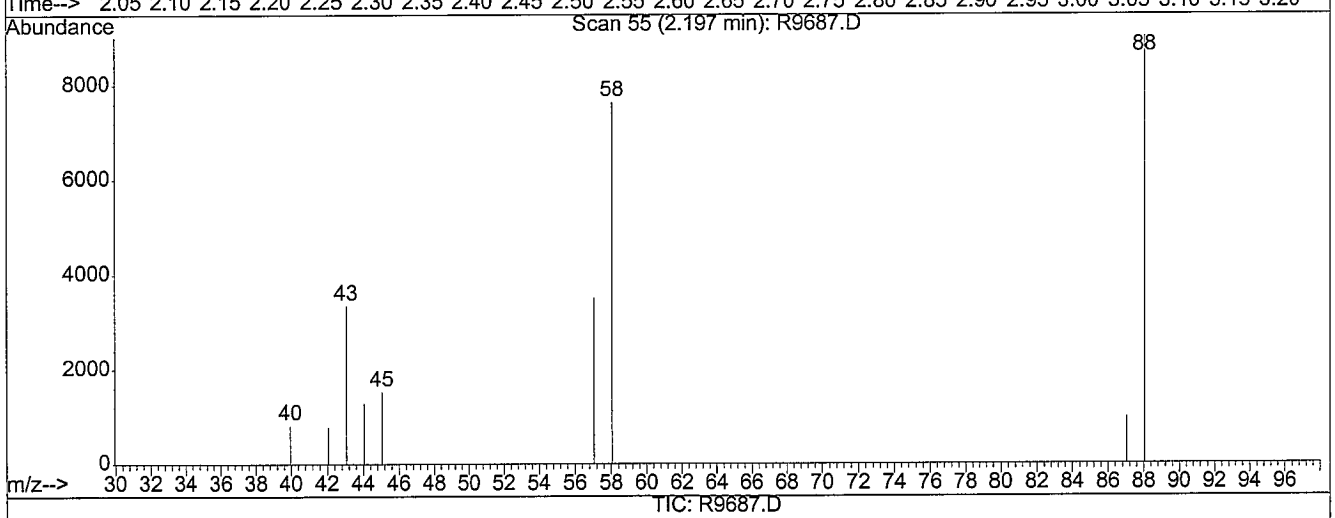

(2) 1,4-Dioxane (T)

2.20min 5.08ng/uL m

response 18415

Ion	Exp%	Act%
88.00	100	100
58.00	90.70	91.21
43.00	34.50	35.89
0.00	0.00	0.00

MANUAL RE-INTEGRATION

- ☐ missed peak assignment
- ☐ assigned incorrect name to peak
- ☐ over-integrated peak's area
- ☑ under-integrated peak's area
- ☐ other _____

initials JC *date* 10-12-08

R9687.D 101108S3.M Sun Oct 12 12:38:02 2008

Quantitation Report (Qedit)

Data File : C:\HPCHEM\1\DATA\101108\R9687.D
Acq On : 11 Oct 2008 3:26 pm
Sample : ICALSVSTD005
Misc : ST081010-7
MS Integration Params: LSCINT.P
Quant Time: Oct 12 12:38 2008

Vial: 4
Operator: jk SOP 50
Inst : HPSV-3
Multiplr: 1.00
Quant Results File: temp.res

Method : C:\HPCHEM\1\METHODS\101108S3.M (RTE Integrator)
Title : GC-MS Semivolatiles SOP no. 506
Last Update : Sun Oct 12 12:37:07 2008
Response via : Multiple Level Calibration

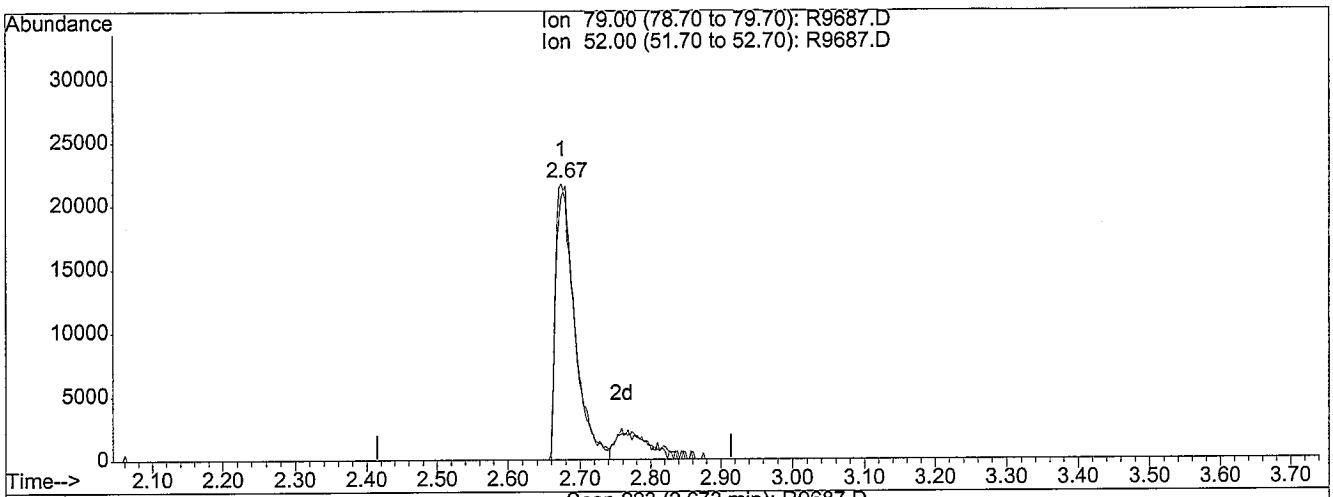

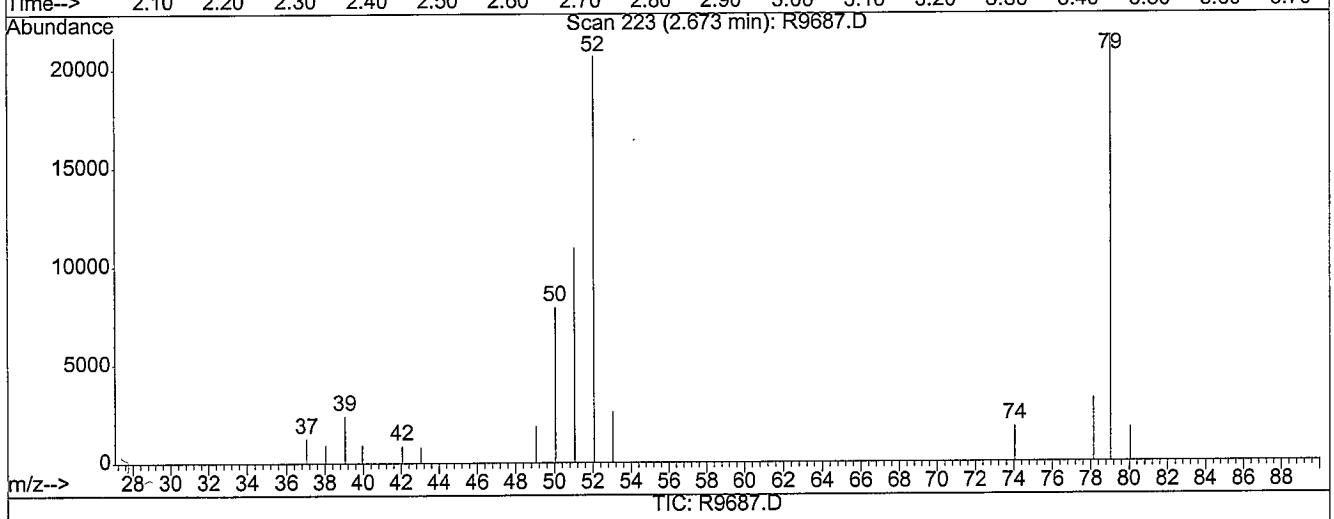

TIC: R9687.D

(3) Pyridine (T)

2.67min 3.94ng/uL

response 41371

Ion	Exp%	Act%
79.00	100	100
52.00	88.10	95.37
0.00	0.00	0.00
0.00	0.00	0.00

Before

R9687.D 101108S3.M Sun Oct 12 12:38:05 2008

Quantitation Report (Qedit)

Data File : C:\HPCHEM\1\DATA\101108\R9687.D
Acq On : 11 Oct 2008 3:26 pm
Sample : ICALSVSTD005
Misc : ST081010-7
MS Integration Params: LSCINT.P
Quant Time: Oct 12 12:38 2008

Vial: 4
Operator: jk SOP 50
Inst : HPSV-3
Multiplr: 1.00
Quant Results File: temp.res

Method : C:\HPCHEM\1\METHODS\101108S3.M (RTE Integrator)
Title : GC-MS Semivolatiles SOP no. 506
Last Update : Sun Oct 12 12:37:07 2008
Response via : Multiple Level Calibration

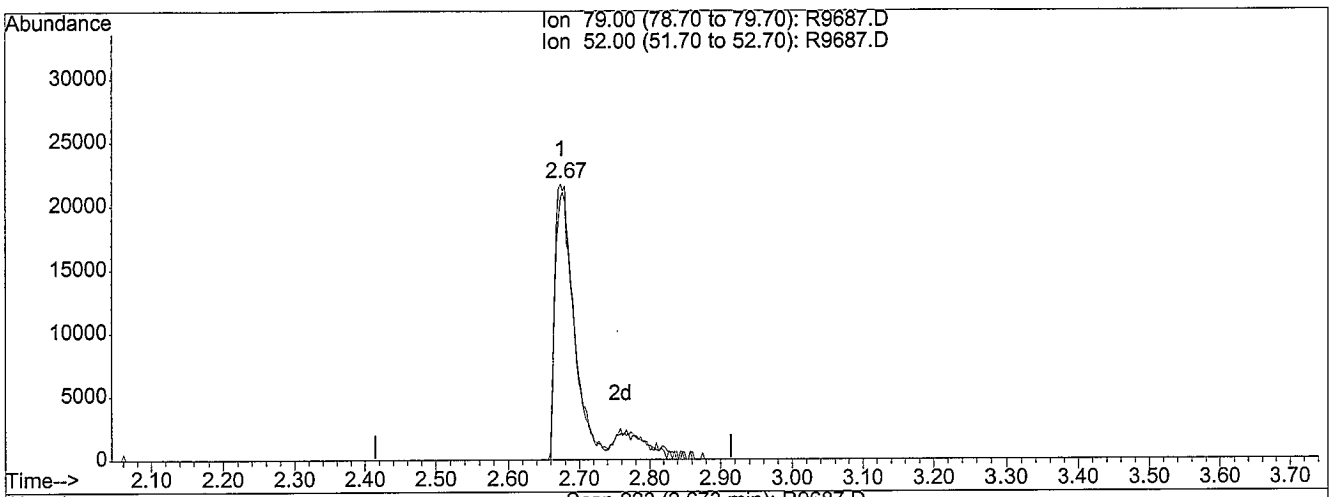

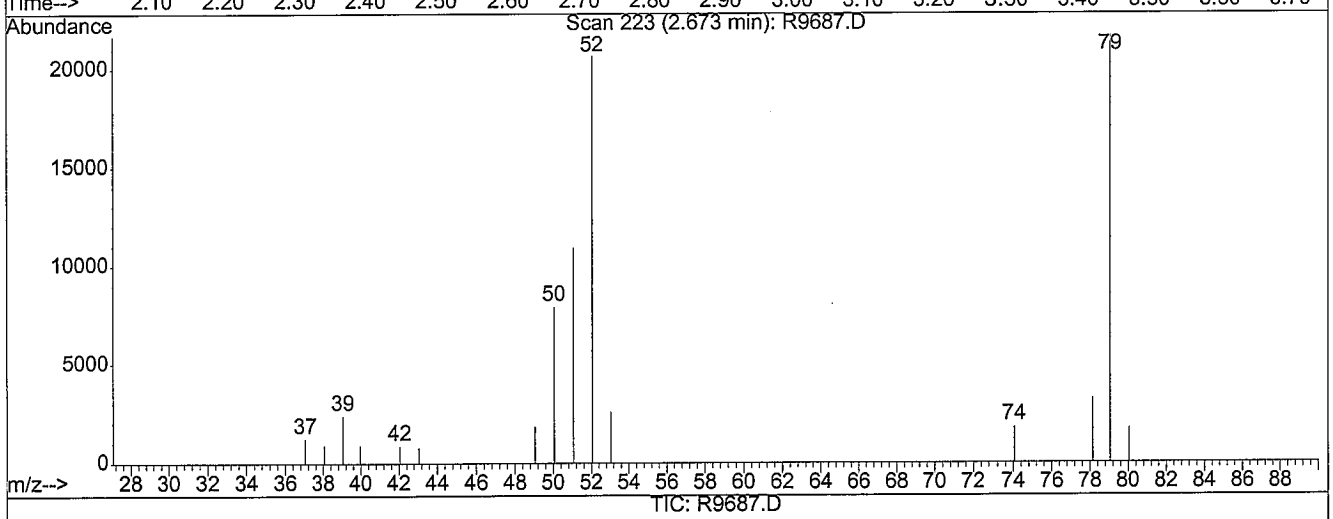

TIC: R9687.D

(3) Pyridine (T)

2.67min 4.69ng/uL m

response 49268

Ion	Exp%	Act%
79.00	100	100
52.00	88.10	80.08
0.00	0.00	0.00
0.00	0.00	0.00

MANUAL RE-INTEGRATION

- ☐ missed peak assignment
- ☐ assigned incorrect name to peak
- ☐ over-integrated peak's area
- ☑ under-integrated peak's area
- ☐ other _____

initials JK *date* 10-12-08

R9687.D 101108S3.M Sun Oct 12 12:38:08 2008

Quantitation Report (Qedit)

Data File : C:\HPCHEM\1\DATA\101108\R9687.D
Acq On : 11 Oct 2008 3:26 pm
Sample : ICALSVSTD005
Misc : ST081010-7
MS Integration Params: LSCINT.P
Quant Time: Oct 12 12:38 2008

Vial: 4
Operator: jk SOP 50
Inst : HPSV-3
Multiplr: 1.00
Quant Results File: temp.res

Method : C:\HPCHEM\1\METHODS\101108S3.M (RTE Integrator)
Title : GC-MS Semivolatiles SOP no. 506
Last Update : Sun Oct 12 12:37:07 2008
Response via : Multiple Level Calibration

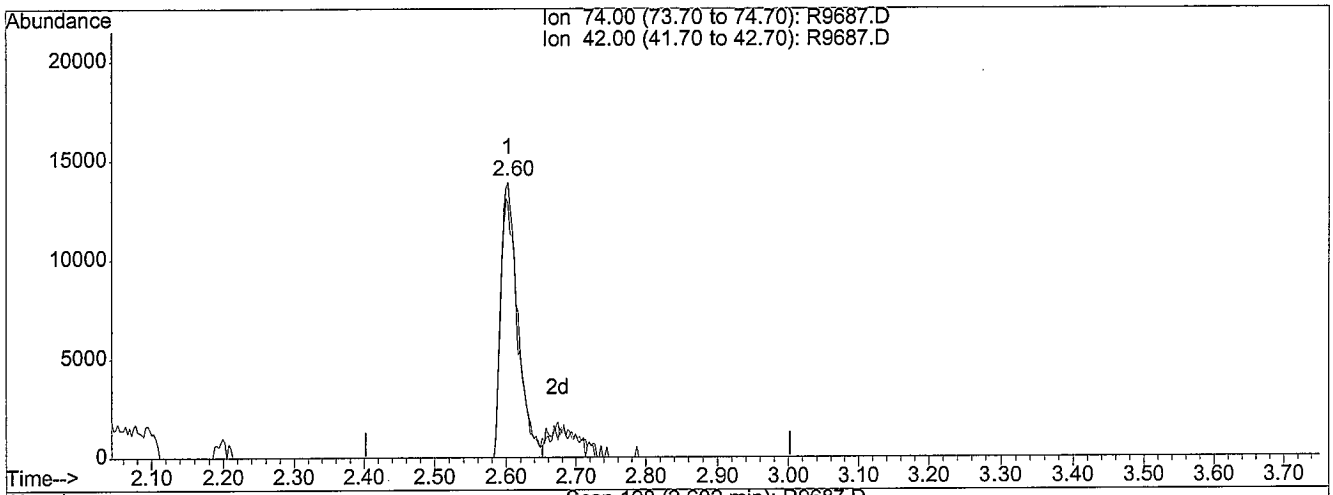

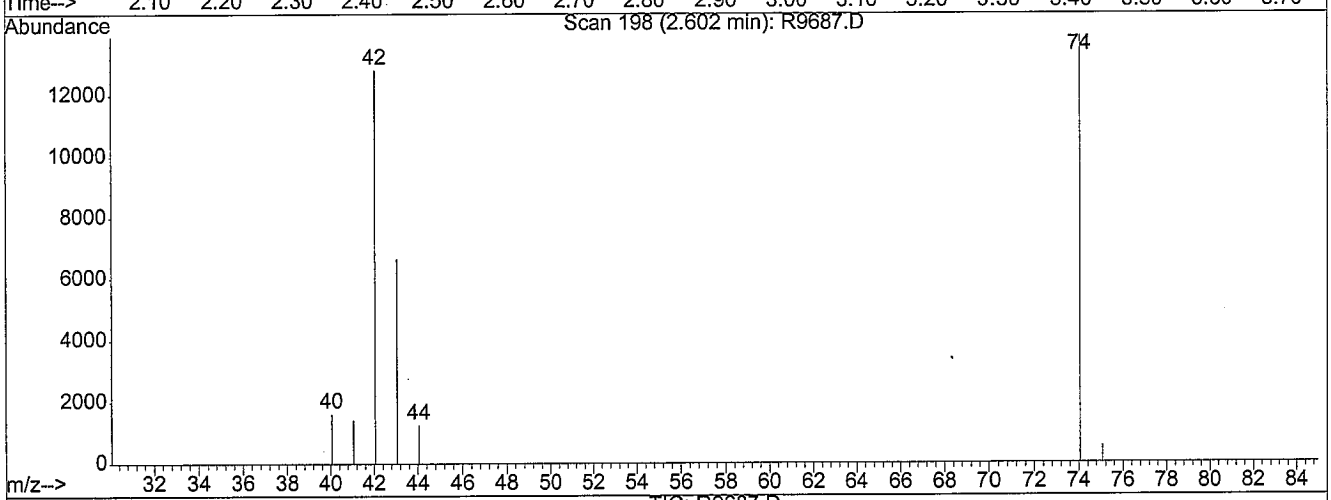

TIC: R9687.D

(4) n-Nitrosodimethylamine (T)

2.60min 4.16ng/uL

response 23199

Ion	Exp%	Act%
74.00	100	100
42.00	88.40	94.21
0.00	0.00	0.00
0.00	0.00	0.00

Sefan

R9687.D 101108S3.M Sun Oct 12 12:38:11 2008

Quantitation Report (Qedit)

Data File : C:\HPCHEM\1\DATA\101108\R9687.D
Acq On : 11 Oct 2008 3:26 pm
Sample : ICALSVSTD005
Misc : ST081010-7
MS Integration Params: LSCINT.P
Quant Time: Oct 12 12:38 2008

Vial: 4
Operator: jk SOP 50
Inst : HPSV-3
Multiplr: 1.00
Quant Results File: temp.res

Method : C:\HPCHEM\1\METHODS\101108S3.M (RTE Integrator)
Title : GC-MS Semivolatiles SOP no. 506
Last Update : Sun Oct 12 12:37:07 2008
Response via : Multiple Level Calibration

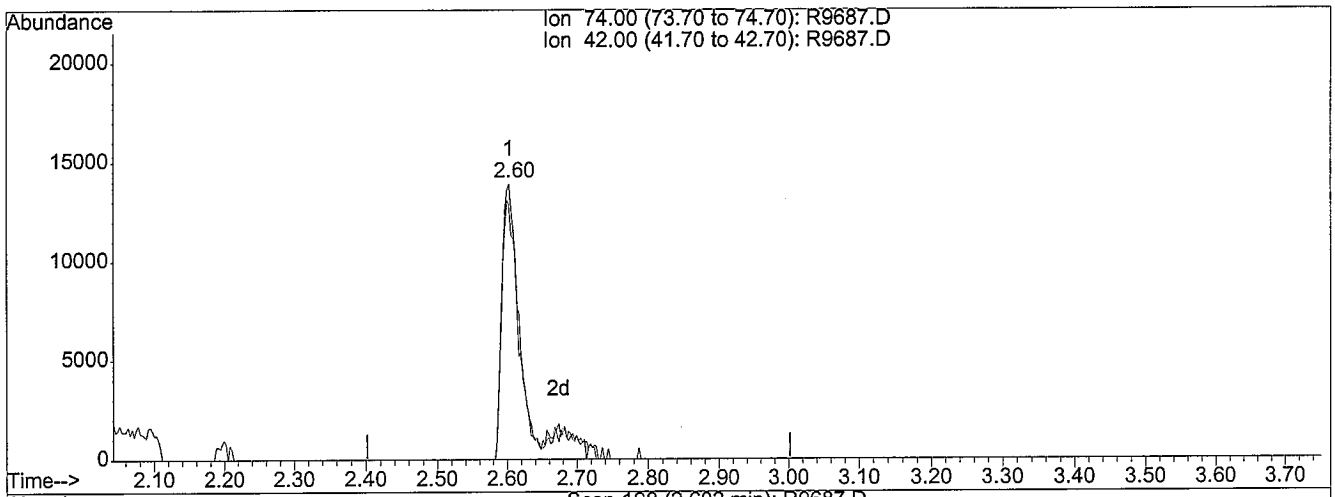

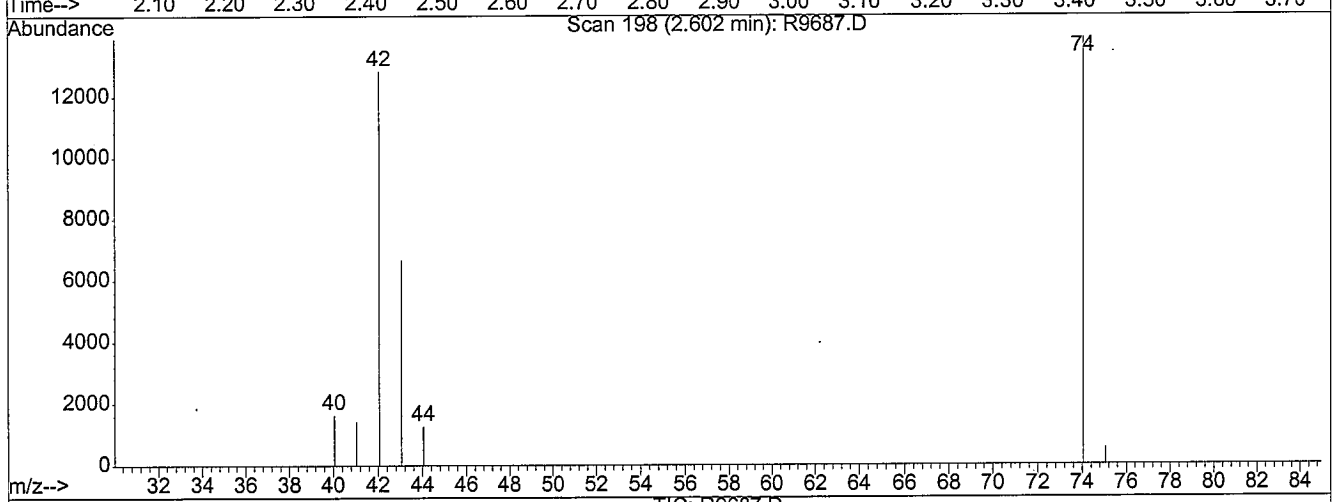

TIC: R9687.D

(4) n-Nitrosodimethylamine (T)

2.60min 5.00ng/uL m

response 27885

Ion	Exp%	Act%
74.00	100	100
42.00	88.40	78.38
0.00	0.00	0.00
0.00	0.00	0.00

MANUAL RE-INTEGRATION

- ☐ missed peak assignment
- ☐ assigned incorrect name to peak
- ☐ over-integrated peak's area
- ☑ under-integrated peak's area
- ☐ other _____

initials DC *date* 10-12-08

R9687.D 101108S3.M Sun Oct 12 12:38:14 2008

Quantitation Report (Qedit)

Data File : C:\HPCHEM\1\DATA\101108\R9687.D
Acq On : 11 Oct 2008 3:26 pm
Sample : ICALSVSTD005
Misc : ST081010-7
MS Integration Params: LSCINT.P
Quant Time: Oct 12 12:38 2008

Vial: 4
Operator: jk SOP 50
Inst : HPSV-3
Multiplr: 1.00
Quant Results File: temp.res

Method : C:\HPCHEM\1\METHODS\101108S3.M (RTE Integrator)
Title : GC-MS Semivolatiles SOP no. 506
Last Update : Sun Oct 12 12:37:07 2008
Response via : Multiple Level Calibration

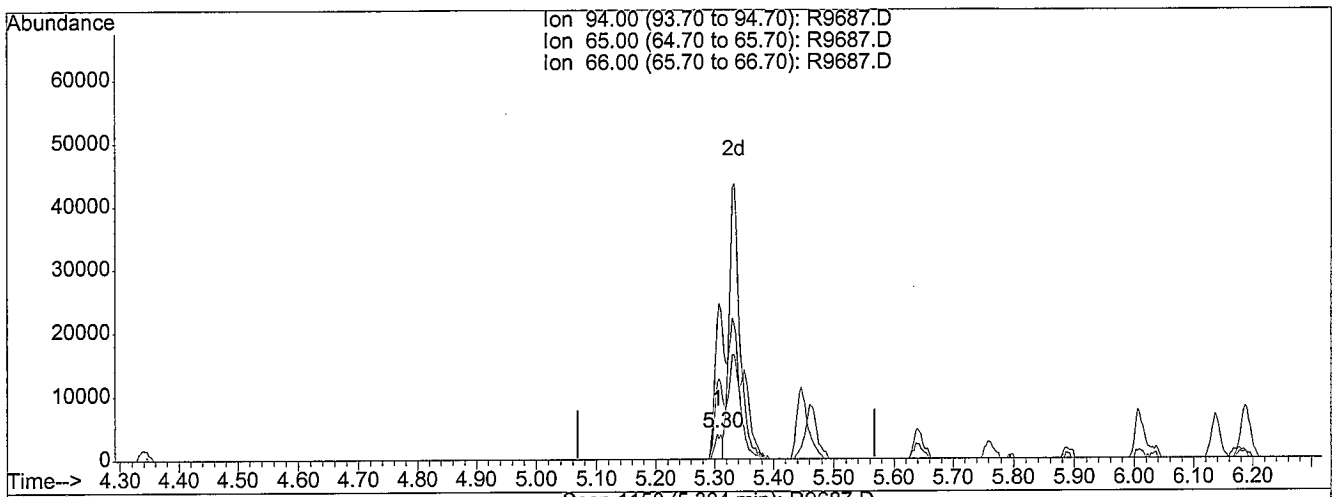

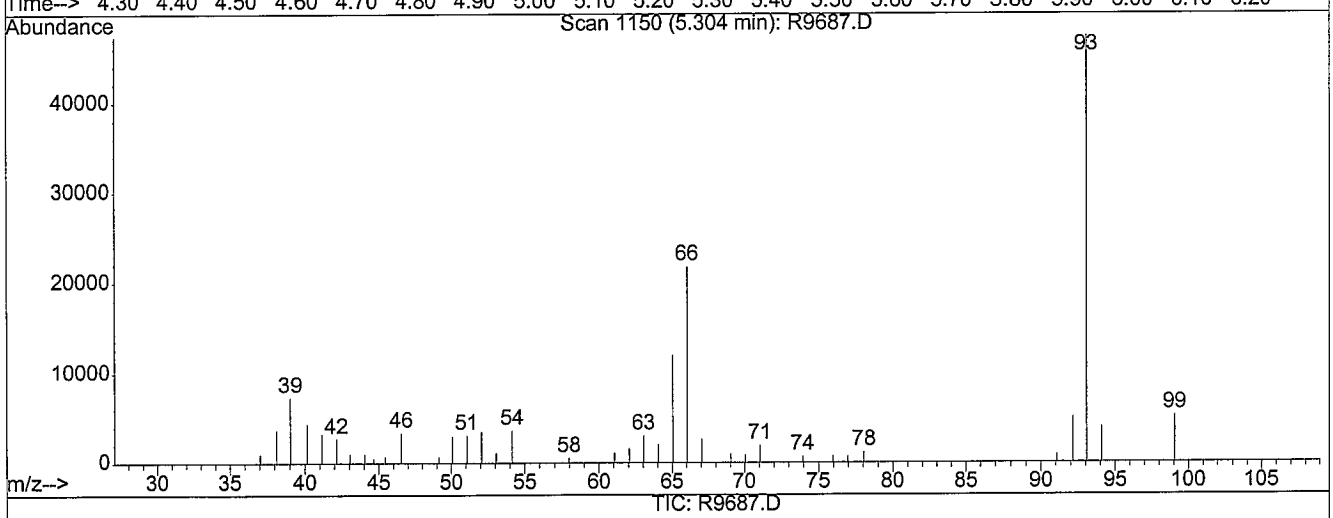

TIC: R9687.D

(9) Phenol (TMC)

5.30min 0.29ng/uL

response 3307

Ion	Exp%	Act%
94.00	100	100
65.00	53.80	462.32#
66.00	93.00	1686.60#
0.00	0.00	0.00

Before

R9687.D 101108S3.M Sun Oct 12 12:38:21 2008

Quantitation Report (Qedit)

Data File : C:\HPCHEM\1\DATA\101108\R9687.D
Acq On : 11 Oct 2008 3:26 pm
Sample : ICALSVSTD005
Misc : ST081010-7
MS Integration Params: LSCINT.P
Quant Time: Oct 12 12:38 2008

Vial: 4
Operator: jk SOP 50
Inst : HPSV-3
Multiplr: 1.00
Quant Results File: temp.res

Method : C:\HPCHEM\1\METHODS\101108S3.M (RTE Integrator)
Title : GC-MS Semivolatiles SOP no. 506
Last Update : Sun Oct 12 12:37:07 2008
Response via : Multiple Level Calibration

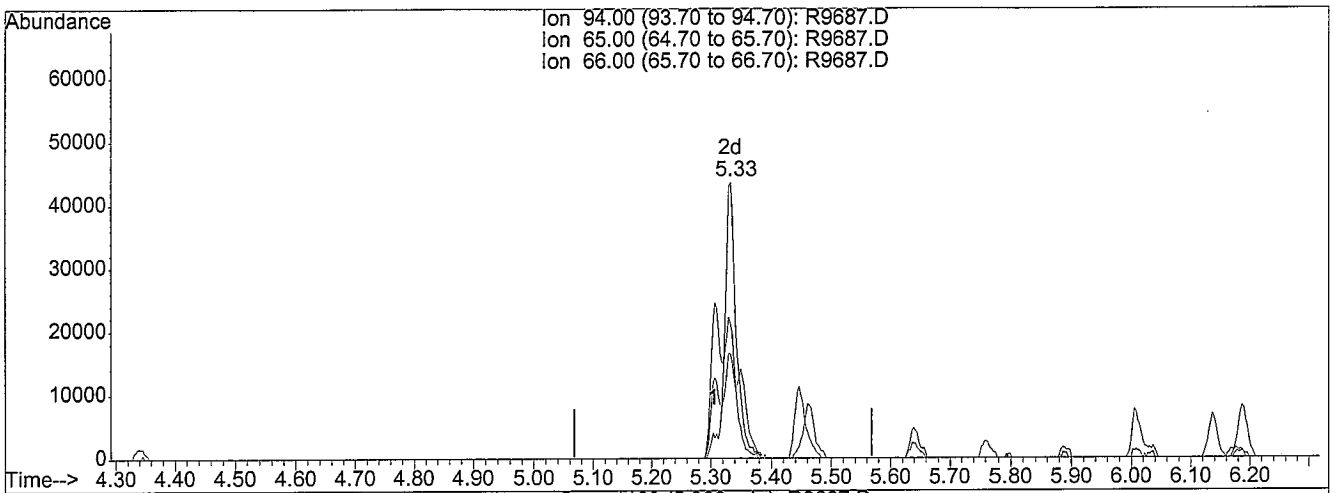

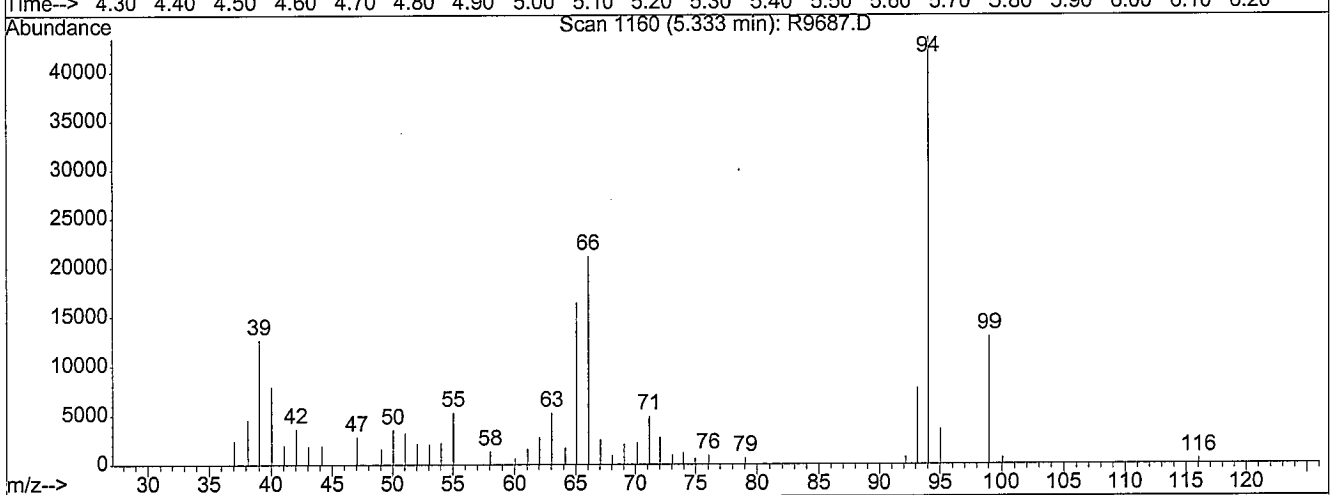

TIC: R9687.D

(9) Phenol (TMC)

5.33min 5.06ng/uL m

response 58252

Ion	Exp%	Act%
94.00	100	100
65.00	53.80	26.25
66.00	93.00	95.75
0.00	0.00	0.00

MANUAL RE-INTEGRATION

- ☐ missed peak assignment
- ☐ assigned incorrect name to peak
- ☐ over-integrated peak's area
- ☑ under-integrated peak's area
- ☐ other _____

initials JK *date* 10-12-08

R9687.D 101108S3.M Sun Oct 12 12:38:25 2008

Quantitation Report

Data File : C:\HPCHEM\1\DATA\101108\R9687.D
Acq On : 11 Oct 2008 3:26 pm
Sample : ICALSVSTD005
Misc : ST081010-7
MS Integration Params: LSCINT.P
Quant Time: Oct 12 12:38 2008

Vial: 4
Operator: jk SOP 506
Inst : HPSV-3
Multiplr: 1.00
Quant Results File: 101108S3.RES

Method : C:\HPCHEM\1\METHODS\101108S3.M (RTE Integrator)
Title : GC-MS Semivolatiles SOP no. 506
Last Update : Sun Oct 12 12:37:07 2008
Response via : Initial Calibration



Quantitation Report (QT Reviewed)

Data File : C:\HPCHEM\1\DATA\101108\R9688.D
Acq On : 11 Oct 2008 3:49 pm
Sample : ICALSVSTD010
Misc : ST081010-8
MS Integration Params: LSCINT.P
Quant Time: Oct 12 12:40 2008

Vial: 5
Operator: jk SOP 506 Rev
Inst : HPSV-3
Multiplr: 1.00
Quant Results File: 101108S3.RES

Quant Method : C:\HPCHEM\1\METHODS\101108S3.M (RTE Integrator)
Title : GC-MS Semivolatiles SOP no. 506
Last Update : Sun Oct 12 12:39:34 2008
Response via : Initial Calibration
DataAcq Meth : 101108S3

Internal Standards	R.T.	QIon	Response	Conc	Units	Dev(Min)
1) 1,4-Dichlorobenzene-d4	5.64	152	218541	40.00	ng/uL	0.00
25) Naphthalene-d8	6.85	136	765616	40.00	ng/uL	0.00
42) Acenaphthene-d10	8.40	164	403457	40.00	ng/uL	0.00
69) Phenanthrene-d10	9.69	188	578385	40.00	ng/uL	0.00
80) Chrysene-d12	11.97	240	528405	40.00	ng/uL	0.00
91) Perylene-d12	13.45	264	489317	40.00	ng/uL	0.00

System Monitoring Compounds						
5) 2-Fluorophenol	4.34	112	75761	9.91	ng/uL	0.00
Spiked Amount 75.000	Range 21 - 100		Recovery = 13.21%#			
6) 2-Chlorophenol-d4	5.45	132	73411	10.32	ng/uL	0.00
Spiked Amount 75.000	Range 33 - 110		Recovery = 13.76%#			
8) Phenol-d5	5.31	99	100384	10.36	ng/uL	0.00
Spiked Amount 75.000	Range 15 - 104		Recovery = 13.81%#			
15) 1,2-Dichlorobenzene-d4	5.79	152	51259	10.31	ng/uL	0.00
Spiked Amount 50.000	Range 16 - 110		Recovery = 20.62%			
26) Nitrobenzene-d5	6.17	82	86173	10.47	ng/uL	0.00
Spiked Amount 50.000	Range 34 - 111		Recovery = 20.94%#			
46) 2-Fluorobiphenyl	7.78	172	144081	10.29	ng/uL	0.00
Spiked Amount 50.000	Range 21 - 106		Recovery = 20.58%#			
68) 2,4,6-Tribromophenol	9.08	330	15654	9.87	ng/uL	0.00
Spiked Amount 75.000	Range 23 - 100		Recovery = 13.16%#			
83) p-Terphenyl-d14	11.02	244	131583	10.12	ng/uL	0.00
Spiked Amount 50.000	Range 33 - 111		Recovery = 20.24%#			

Target Compounds						Qvalue
2) 1,4-Dioxane	2.19	88	35798	10.29	ng/uL	91
3) Pyridine	2.67	79	102591m	10.19	ng/uL	
4) n-Nitrosodimethylamine	2.60	74	59007m	10.83	ng/uL	
7) Aniline	5.31	93	137023	10.62	ng/uL#	85
9) Phenol	5.33	94	117600	10.49	ng/uL	83
10) Tetramethylurea	5.35	72	158580	10.18	ng/uL	98
11) Bis(2-chloroethyl)ether	5.35	93	91162	10.42	ng/uL	93
12) 2-Chlorophenol	5.46	128	78616	10.51	ng/uL	97
13) 1,3-Dichlorobenzene	5.59	146	86448	10.36	ng/uL	100
14) 1,4-Dichlorobenzene	5.66	146	85397	10.31	ng/ul	97
16) 1,2-Dichlorobenzene	5.81	146	79042	10.47	ng/uL	99
17) Benzyl Alcohol	5.76	108	49470	10.39	ng/uL	98
18) Bis(2-chloroisopropyl)ethe	5.88	45	174634	10.87	ng/uL	92
19) 2-Methylphenol	5.89	107	60837	10.53	ng/uL	98
20) n-Nitroso-di-n-propylamine	6.00	70	62029	10.60	ng/uL	88
21) 3+4-Methylphenol	6.03	108	72993	10.48	ng/uL	94

(#) = qualifier out of range (m) = manual integration
R9688.D 101108S3.M Sun Oct 12 12:41:08 2008

JK 10-12-08

Quantitation Report (QT Reviewed)

Data File : C:\HPCHEM\1\DATA\101108\R9688.D
Acq On : 11 Oct 2008 3:49 pm
Sample : ICALSVSTD010
Misc : ST081010-8
MS Integration Params: LSCINT.P
Quant Time: Oct 12 12:40 2008

Vial: 5
Operator: jk SOP 506 Rev
Inst : HPSV-3
Multiplr: 1.00
Quant Results File: 101108S3.RES

Quant Method : C:\HPCHEM\1\METHODS\101108S3.M (RTE Integrator)
Title : GC-MS Semivolatiles SOP no. 506
Last Update : Sun Oct 12 12:39:34 2008
Response via : Initial Calibration
DataAcq Meth : 101108S3

Compound	R.T.	QIon	Response	Conc Unit	Qvalue
22) N-Methylaniline	6.01	106	115240	10.43 ng/uL	94
23) Hexachloroethane	6.14	117	36020	10.31 ng/uL	100
24) N,N-Dimethylaniline	6.18	120	106271	10.37 ng/uL	95
27) Nitrobenzene	6.19	123	35292	10.49 ng/uL#	86
28) Isophorone	6.40	82	160212	10.51 ng/uL	99
29) N-Ethylaniline	6.42	106	147446	10.41 ng/uL	99
30) 2-Nitrophenol	6.49	139	34949	10.23 ng/uL	97
31) 2,4-Dimethylphenol	6.51	107	78460	10.55 ng/uL	99
32) Bis(2-chloroethoxy)methane	6.58	93	100387	10.44 ng/uL	98
33) 2,4-Dichlorophenol	6.73	162	55594	10.41 ng/uL	99
34) Benzoic acid	6.59	105	19985	8.55 ng/uL	95
35) 1,2,4-Trichlorobenzene	6.79	180	62929	10.34 ng/uL	99
36) Naphthalene	6.87	128	205795	10.39 ng/uL	99
37) 4-Chloroaniline	6.90	127	80977	10.43 ng/uL	97
38) Hexachlorobutadiene	6.96	225	36242	10.41 ng/uL	100
39) 4-Chloro-3-methylphenol	7.34	107	63774	10.56 ng/uL	99
40) 2-Methylnaphthalene	7.48	142	137022	10.52 ng/uL	99
41) 1-Methylnaphthalene	7.57	142	136332	10.49 ng/uL	99
43) Hexachlorocyclopentadiene	7.61	237	16377	8.90 ng/uL	97
44) 2,4,6-Trichlorophenol	7.73	196	35303	10.35 ng/uL	98
45) 2,4,5-Trichlorophenol	7.79	196	35962	10.54 ng/uL	98
47) 2-Chloronaphthalene	7.91	162	124000	10.41 ng/uL	99
48) 2-Nitroaniline	7.99	65	47060	10.47 ng/uL	99
49) 1,4-Dinitrobenzene	8.10	168	15387	10.32 ng/uL	76
50) Dimethylphthalate	8.11	163	137603	10.44 ng/uL	100
51) 1,3-Dinitrobenzene	8.16	168	19215	10.36 ng/uL	91
52) 2,6-Dinitrotoluene	8.18	165	31277	10.57 ng/uL	86
53) 1,2-Dinitrobenzene	8.24	168	14466	10.69 ng/uL	96
54) Acenaphthylene	8.28	152	201607	10.36 ng/uL	99
55) 3-Nitroaniline	8.34	138	29260	10.53 ng/uL	99
56) Acenaphthene	8.43	154	118883	10.16 ng/uL	96
57) 2,4-Dinitrophenol	8.44	184	3625	7.22 ng/uL#	1
58) 4-Nitrophenol	8.54	109	11188	9.73 ng/uL	87
59) Dibenzofuran	8.57	168	166035	10.45 ng/uL	99
60) 2,4-Dinitrotoluene	8.54	165	35948	10.36 ng/uL	97
61) 2,3,5,6-Tetrachlorophenol	8.64	232	22042	10.03 ng/uL	99
62) 2,3,4,6-Tetrachlorophenol	8.68	232	26439	10.15 ng/uL	97
63) Diethylphthalate	8.71	149	134863	10.36 ng/uL	99
64) Fluorene	8.87	166	135511	10.51 ng/uL	98
65) 4-Chlorophenyl phenyl ethe	8.85	204	61043	10.35 ng/uL	99
66) 4-Nitroaniline	8.87	138	25019	10.36 ng/uL	92

(#) = qualifier out of range (m) = manual integration

Quantitation Report (QT Reviewed)

Data File : C:\HPCHEM\1\DATA\101108\R9688.D
Acq On : 11 Oct 2008 3:49 pm
Sample : ICALSVSTD010
Misc : ST081010-8
MS Integration Params: LSCINT.P
Quant Time: Oct 12 12:40 2008

Vial: 5
Operator: jk SOP 506 Rev
Inst : HPSV-3
Multiplr: 1.00
Quant Results File: 101108S3.RES

Quant Method : C:\HPCHEM\1\METHODS\101108S3.M (RTE Integrator)
Title : GC-MS Semivolatiles SOP no. 506
Last Update : Sun Oct 12 12:39:34 2008
Response via : Initial Calibration
DataAcq Meth : 101108S3

Compound	R.T.	QIon	Response	Conc Unit	Qvalue
67) Azobenzene	8.98	77	172919	10.58 ng/uL	97
70) 4,6-Dinitro-2-methylphenol	8.89	198	11552	9.76 ng/uL	95
71) n-Nitrosodiphenylamine	8.94	169	106515	10.58 ng/uL	99
72) 4-Bromophenyl phenyl ether	9.27	248	36189	10.39 ng/uL	98
73) Hexachlorobenzene	9.35	284	40871	10.37 ng/uL	97
74) Pentachlorophenol	9.52	266	7901	7.64 ng/uL	91
75) Phenanthrene	9.71	178	176080	10.27 ng/uL	100
76) Anthracene	9.75	178	175620	10.35 ng/uL	100
77) Carbazole	9.88	167	150146	10.22 ng/uL	99
78) Di-n-butylphthalate	10.10	149	234639	10.32 ng/uL	99
79) Fluoranthene	10.74	202	180977	10.11 ng/uL	99
81) Benzidine	10.81	184	85384	9.64 ng/uL	99
82) Pyrene	10.94	202	195639	10.29 ng/uL	99
84) Butylbenzylphthalate	11.40	149	97089	10.44 ng/uL	96
85) Bis(2-ethylhexyl) adipate	11.41	129	83220	10.68 ng/uL#	83
86) Benzo[a]anthracene	11.96	228	165179	10.35 ng/uL	99
87) 3,3'-Dichlorobenzidine	11.90	252	54760	9.92 ng/uL	99
88) Chrysene	11.99	228	158824	10.37 ng/uL	100
89) Bis(2-ethylhexyl)phthalate	11.85	149	131059	10.51 ng/uL	100
90) Di-n-octylphthalate	12.42	149	195465	10.54 ng/uL	93
92) Benzo[b]fluoranthene	13.00	252	153928	9.94 ng/uL	98
93) Benzo[k]fluoranthene	13.03	252	145787	10.22 ng/uL	100
94) Benzo[a]pyrene	13.39	252	139453	10.39 ng/uL	99
95) Indeno(1,2,3-c,d)pyrene	14.94	276	114611	10.87 ng/uL	99
96) Dibenzo[a,h]anthracene	14.93	278	91734	10.70 ng/uL	99
97) Benzo[g,h,i]perylene	15.39	276	93669	10.84 ng/uL	99

(#) = qualifier out of range (m) = manual integration

Quantitation Report (Qedit)

Data File : C:\HPCHEM\1\DATA\101108\R9688.D
Acq On : 11 Oct 2008 3:49 pm
Sample : ICALSVSTD010
Misc : ST081010-8
MS Integration Params: LSCINT.P
Quant Time: Oct 12 12:39 2008

Vial: 5
Operator: jk SOP 50
Inst : HPSV-3
Multiplr: 1.00
Quant Results File: temp.res

Method : C:\HPCHEM\1\METHODS\101108S3.M (RTE Integrator)
Title : GC-MS Semivolatiles SOP no. 506
Last Update : Sun Oct 12 12:39:34 2008
Response via : Multiple Level Calibration

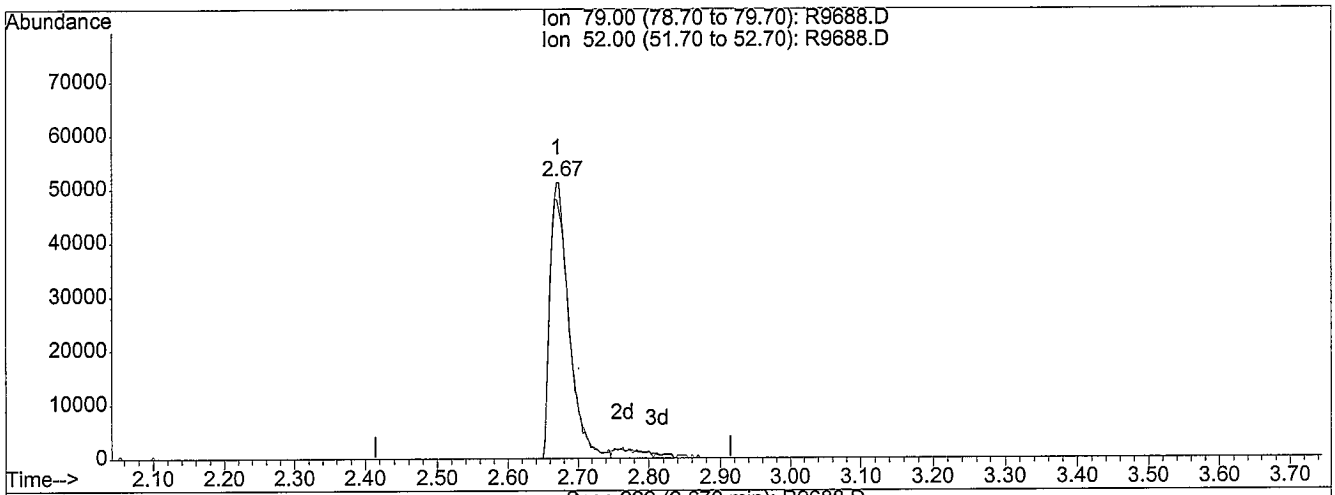

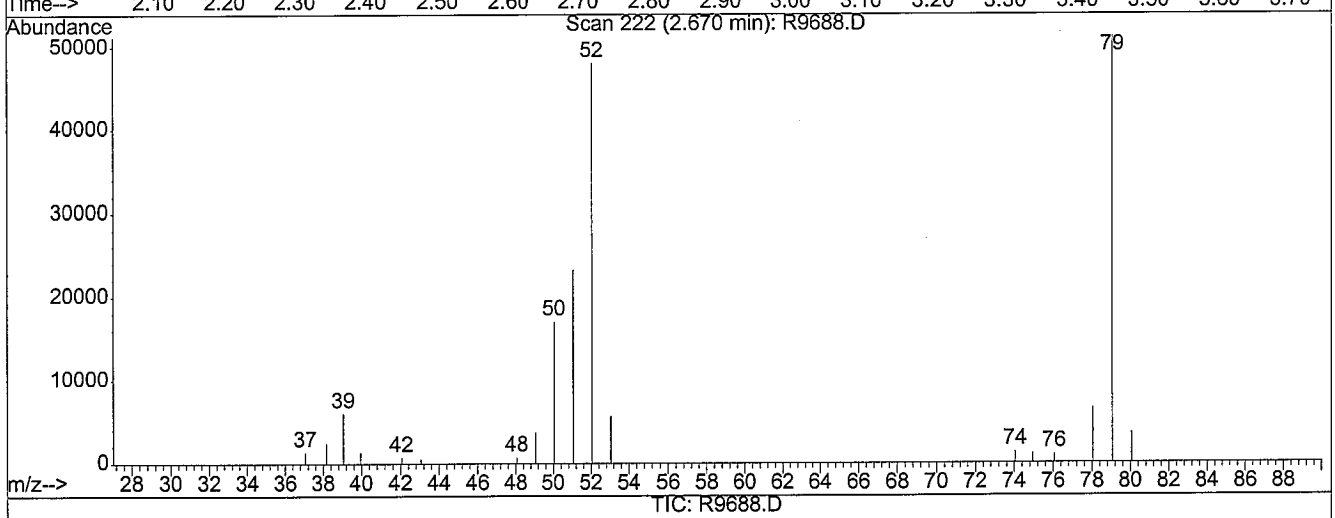

TIC: R9688.D

(3) Pyridine (T)

2.67min 9.57ng/uL

response 96351

Ion	Exp%	Act%
79.00	100	100
52.00	88.10	97.73
0.00	0.00	0.00
0.00	0.00	0.00

Before

R9688.D 101108S3.M Sun Oct 12 12:40:09 2008

Quantitation Report (Qedit)

Data File : C:\HPCHEM\1\DATA\101108\R9688.D
Acq On : 11 Oct 2008 3:49 pm
Sample : ICALSVSTD010
Misc : ST081010-8
MS Integration Params: LSCINT.P
Quant Time: Oct 12 12:40 2008

Vial: 5
Operator: jk SOP 50
Inst : HPSV-3
Multiplr: 1.00
Quant Results File: temp.res

Method : C:\HPCHEM\1\METHODS\101108S3.M (RTE Integrator)
Title : GC-MS Semivolatiles SOP no. 506
Last Update : Sun Oct 12 12:39:34 2008
Response via : Multiple Level Calibration

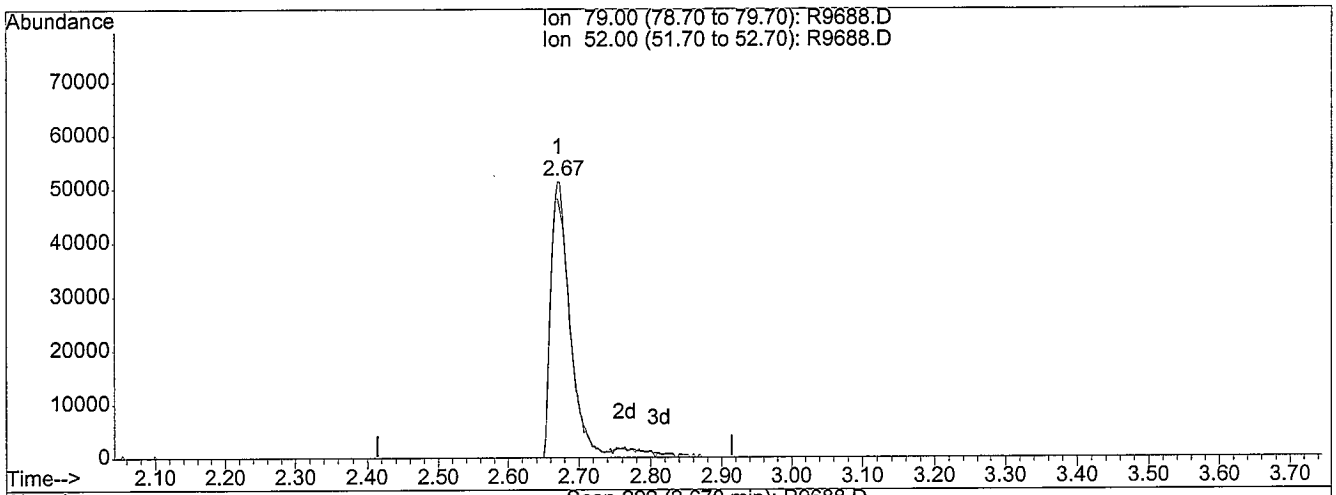

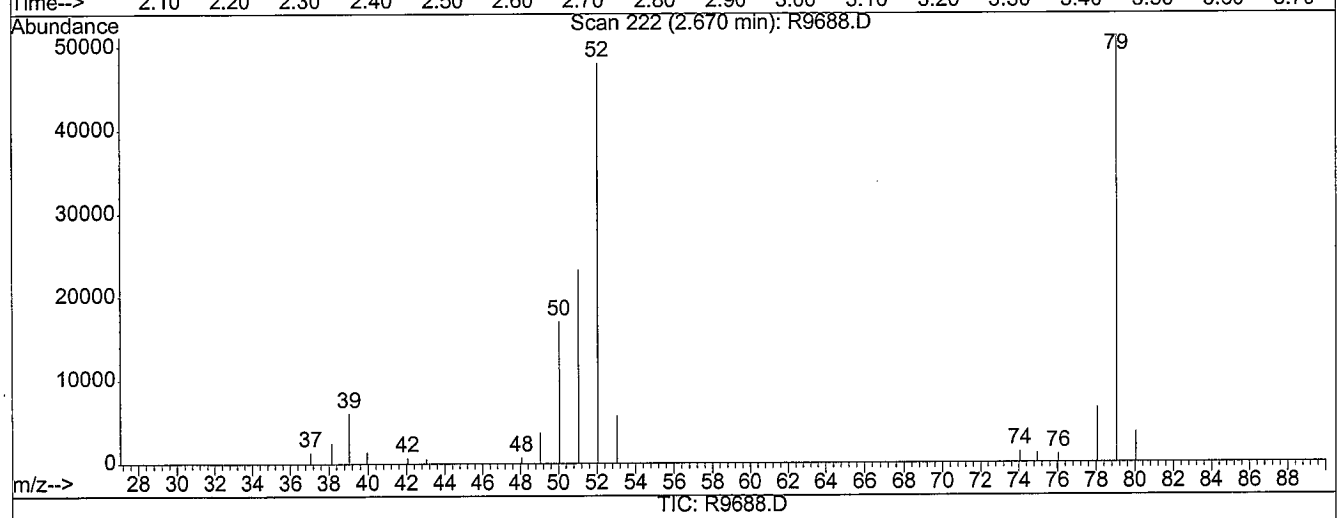

TIC: R9688.D

(3) Pyridine (T)

2.67min 10.19ng/uL m

response 102591

Ion	Exp%	Act%
79.00	100	100
52.00	88.10	91.79
0.00	0.00	0.00
0.00	0.00	0.00

MANUAL RE-INTEGRATION

- ☐ missed peak assignment
- ☐ assigned incorrect name to peak
- ☐ over-integrated peak's area
- ☑ under-integrated peak's area
- ☐ other _____

initials JK *date* 10-12-08

R9688.D 101108S3.M Sun Oct 12 12:40:12 2008

Quantitation Report (Qedit)

Data File : C:\HPCHEM\1\DATA\101108\R9688.D
Acq On : 11 Oct 2008 3:49 pm
Sample : ICALSVSTD010
Misc : ST081010-8
MS Integration Params: LSCINT.P
Quant Time: Oct 12 12:40 2008

Vial: 5
Operator: jk SOP 50
Inst : HPSV-3
Multiplr: 1.00
Quant Results File: temp.res

Method : C:\HPCHEM\1\METHODS\101108S3.M (RTE Integrator)
Title : GC-MS Semivolatiles SOP no. 506
Last Update : Sun Oct 12 12:39:34 2008
Response via : Multiple Level Calibration

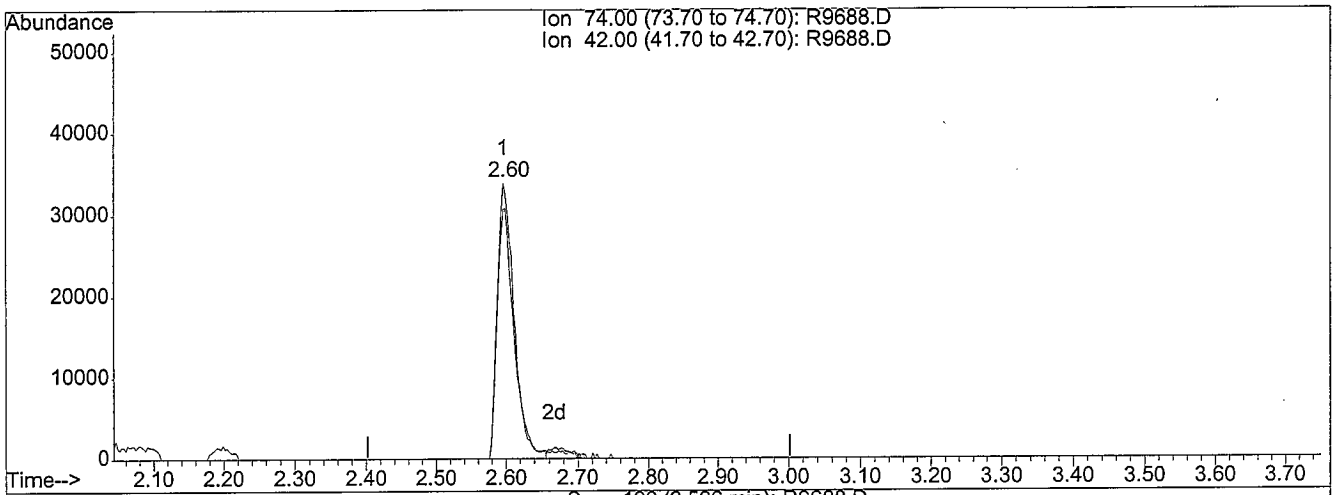

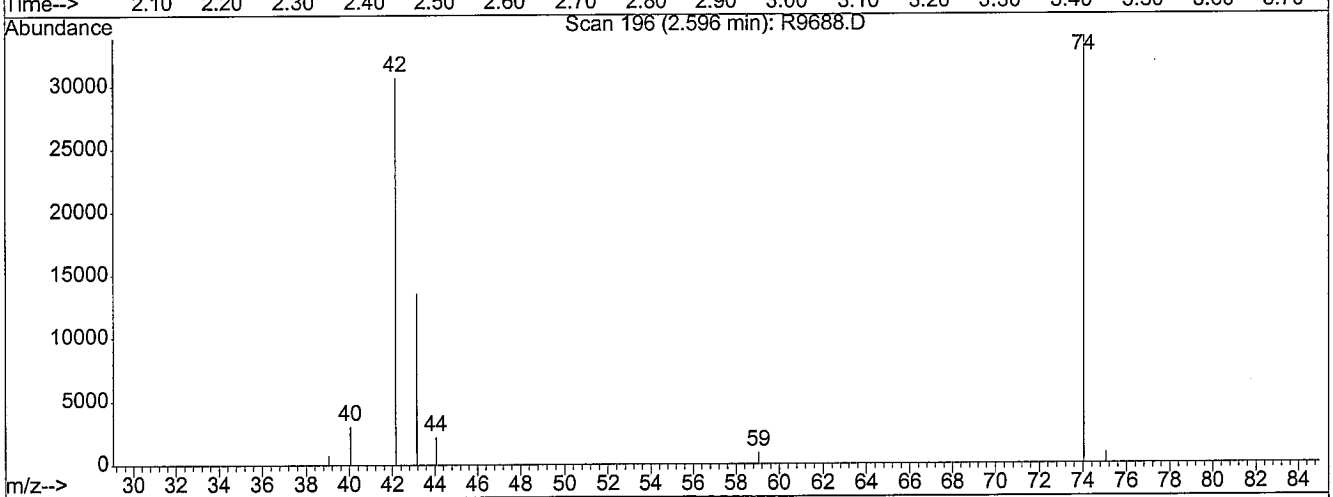

TIC: R9688.D

(4) n-Nitrosodimethylamine (T)

2.60min 10.32ng/uL

response 56224

Ion	Exp%	Act%
74.00	100	100
42.00	88.40	93.82
0.00	0.00	0.00
0.00	0.00	0.00

Before

R9688.D 101108S3.M Sun Oct 12 12:40:16 2008

Quantitation Report (Qedit)

Data File : C:\HPCHEM\1\DATA\101108\R9688.D
Acq On : 11 Oct 2008 3:49 pm
Sample : ICALSVSTD010
Misc : ST081010-8
MS Integration Params: LSCINT.P
Quant Time: Oct 12 12:40 2008

Vial: 5
Operator: jk SOP 50
Inst : HPSV-3
Multiplr: 1.00
Quant Results File: temp.res

Method : C:\HPCHEM\1\METHODS\101108S3.M (RTE Integrator)
Title : GC-MS Semivolatiles SOP no. 506
Last Update : Sun Oct 12 12:39:34 2008
Response via : Multiple Level Calibration

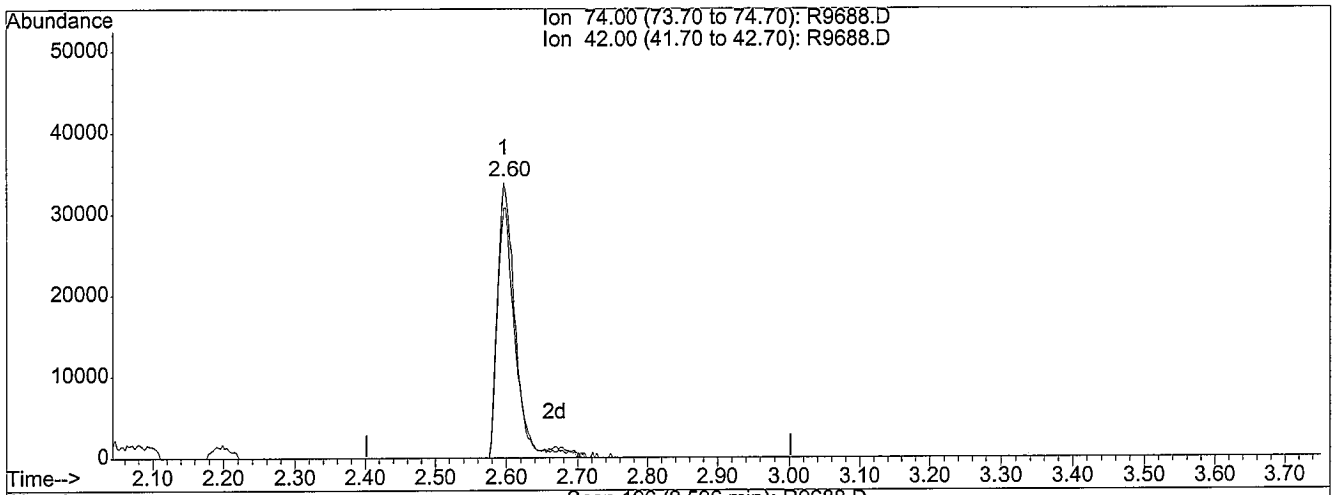

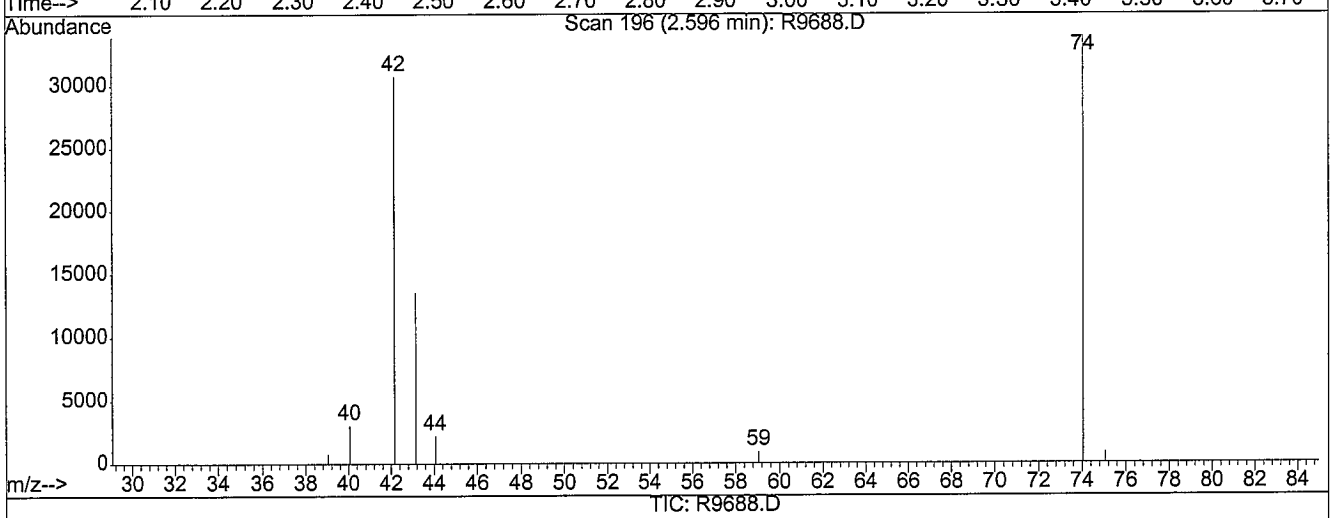

TIC: R9688.D

(4) n-Nitrosodimethylamine (T)

2.60min 10.83ng/uL m

response 59007

Ion	Exp%	Act%
74.00	100	100
42.00	88.40	89.40
0.00	0.00	0.00
0.00	0.00	0.00

MANUAL RE-INTEGRATION

- ☐ missed peak assignment
- ☐ assigned incorrect name to peak
- ☐ over-integrated peak's area
- ☑ under-integrated peak's area
- ☐ other _____

initials JLC *date* 10-12-08

R9688.D 101108S3.M Sun Oct 12 12:40:18 2008

Quantitation Report

Data File : C:\HPCHEM\1\DATA\101108\R9688.D
Acq On : 11 Oct 2008 3:49 pm
Sample : ICALSVSTD010
Misc : ST081010-8
MS Integration Params: LSCINT.P
Quant Time: Oct 12 12:40 2008

Vial: 5
Operator: jk SOP 506
Inst : HPSV-3
Multiplr: 1.00
Quant Results File: 101108S3.RES

Method : C:\HPCHEM\1\METHODS\101108S3.M (RTE Integrator)
Title : GC-MS Semivolatiles SOP no. 506
Last Update : Sun Oct 12 12:39:34 2008
Response via : Initial Calibration



Quantitation Report (QT Reviewed)

Data File : C:\HPCHEM\1\DATA\101108\R9689.D Vial: 6
Acq On : 11 Oct 2008 4:13 pm Operator: jk SOP 506 Rev
Sample : ICALSVSTD020 Inst : HPSV-3
Misc : ST081010-9 Multiplr: 1.00
MS Integration Params: LSCINT.P
Quant Time: Oct 12 12:42 2008 Quant Results File: 101108S3.RES

Quant Method : C:\HPCHEM\1\METHODS\101108S3.M (RTE Integrator)
Title : GC-MS Semivolatiles SOP no. 506
Last Update : Sun Oct 12 12:41:29 2008
Response via : Initial Calibration
DataAcq Meth : 101108S3

Internal Standards	R.T.	QIon	Response	Conc	Units	Dev(Min)
1) 1,4-Dichlorobenzene-d4	5.64	152	214627	40.00	ng/uL	0.00
25) Naphthalene-d8	6.85	136	744015	40.00	ng/uL	0.00
42) Acenaphthene-d10	8.40	164	391335	40.00	ng/uL	0.00
69) Phenanthrene-d10	9.69	188	570692	40.00	ng/uL	0.00
80) Chrysene-d12	11.97	240	553034	40.00	ng/uL	0.00
91) Perylene-d12	13.46	264	508648	40.00	ng/uL	0.00
System Monitoring Compounds						
5) 2-Fluorophenol	4.34	112	151347	20.12	ng/uL	0.00
Spiked Amount 75.000	Range 21 - 100		Recovery = 26.83%			
6) 2-Chlorophenol-d4	5.45	132	140338	20.07	ng/uL	0.00
Spiked Amount 75.000	Range 33 - 110		Recovery = 26.76%#			
8) Phenol-d5	5.31	99	193537m	20.25	ng/uL	0.00
Spiked Amount 75.000	Range 15 - 104		Recovery = 27.00%			
15) 1,2-Dichlorobenzene-d4	5.79	152	97733	20.01	ng/uL	0.00
Spiked Amount 50.000	Range 16 - 110		Recovery = 40.02%			
26) Nitrobenzene-d5	6.17	82	163286	20.31	ng/uL	0.00
Spiked Amount 50.000	Range 34 - 111		Recovery = 40.62%			
46) 2-Fluorobiphenyl	7.78	172	272724	20.06	ng/uL	0.00
Spiked Amount 50.000	Range 21 - 106		Recovery = 40.12%			
68) 2,4,6-Tribromophenol	9.08	330	33430	21.27	ng/uL	0.00
Spiked Amount 75.000	Range 23 - 100		Recovery = 28.36%			
83) p-Terphenyl-d14	11.02	244	263387	19.51	ng/uL	0.00
Spiked Amount 50.000	Range 33 - 111		Recovery = 39.02%			

Target Compounds						Qvalue
2) 1,4-Dioxane	2.20	88	76072m	21.77	ng/uL	
3) Pyridine	2.67	79	206030m	20.62	ng/uL	
4) n-Nitrosodimethylamine	2.60	74	118421	21.67	ng/uL	99
7) Aniline	5.31	93	254183	20.04	ng/uL	96
9) Phenol	5.32	94	223959	20.26	ng/uL	96
10) Tetramethylurea	5.35	72	293459	19.37	ng/uL	98
11) Bis(2-chloroethyl)ether	5.35	93	169907	19.83	ng/uL	96
12) 2-Chlorophenol	5.46	128	147171	20.02	ng/uL	97
13) 1,3-Dichlorobenzene	5.59	146	165063	20.11	ng/uL	100
14) 1,4-Dichlorobenzene	5.66	146	161792	19.92	ng/ul	99
16) 1,2-Dichlorobenzene	5.81	146	151187	20.29	ng/uL	99
17) Benzyl Alcohol	5.76	108	96747	20.52	ng/uL	98
18) Bis(2-chloroisopropyl)ethe	5.88	45	316485	20.04	ng/uL	94
19) 2-Methylphenol	5.89	107	114865	20.19	ng/uL	98
20) n-Nitroso-di-n-propylamine	6.00	70	118864	20.51	ng/uL	90
21) 3+4-Methylphenol	6.03	108	139460	20.30	ng/uL	97

(#) = qualifier out of range (m) = manual integration
R9689.D 101108S3.M Sun Oct 12 12:43:09 2008 JC 10-12-08 Page 1

Quantitation Report (QT Reviewed)

Data File : C:\HPCHEM\1\DATA\101108\R9689.D
Acq On : 11 Oct 2008 4:13 pm
Sample : ICALSVSTD020
Misc : ST081010-9
MS Integration Params: LSCINT.P
Quant Time: Oct 12 12:42 2008

Vial: 6
Operator: jk SOP 506 Rev
Inst : HPSV-3
Multiplr: 1.00
Quant Results File: 101108S3.RES

Quant Method : C:\HPCHEM\1\METHODS\101108S3.M (RTE Integrator)
Title : GC-MS Semivolatiles SOP no. 506
Last Update : Sun Oct 12 12:41:29 2008
Response via : Initial Calibration
DataAcq Meth : 101108S3

Compound	R.T.	QIon	Response	Conc Unit	Qvalue
22) N-Methylaniline	6.01	106	214123	19.80 ng/uL	97
23) Hexachloroethane	6.14	117	68275	19.92 ng/uL	100
24) N,N-Dimethylaniline	6.18	120	195043	19.53 ng/uL	95
27) Nitrobenzene	6.19	123	65622	20.06 ng/uL#	87
28) Isophorone	6.40	82	307957	20.58 ng/uL	99
29) N-Ethylaniline	6.42	106	279399	20.23 ng/uL	99
30) 2-Nitrophenol	6.49	139	70209	20.85 ng/uL	98
31) 2,4-Dimethylphenol	6.51	107	148923	20.46 ng/uL	100
32) Bis(2-chloroethoxy)methane	6.58	93	186574	19.98 ng/uL	99
33) 2,4-Dichlorophenol	6.73	162	109383	20.80 ng/uL	99
34) Benzoic acid	6.60	105	55025	23.00 ng/uL	95
35) 1,2,4-Trichlorobenzene	6.79	180	116181	19.73 ng/uL	98
36) Naphthalene	6.87	128	384440	19.98 ng/uL	99
37) 4-Chloroaniline	6.90	127	153302	20.23 ng/uL	98
38) Hexachlorobutadiene	6.96	225	67280	19.91 ng/uL	99
39) 4-Chloro-3-methylphenol	7.34	107	124585	20.91 ng/uL	99
40) 2-Methylnaphthalene	7.48	142	259034	20.35 ng/uL	100
41) 1-Methylnaphthalene	7.57	142	256154	20.20 ng/uL	99
43) Hexachlorocyclopentadiene	7.61	237	37734	20.84 ng/uL	96
44) 2,4,6-Trichlorophenol	7.73	196	68155	20.45 ng/uL	98
45) 2,4,5-Trichlorophenol	7.79	196	71166	21.10 ng/uL	98
47) 2-Chloronaphthalene	7.91	162	231858	20.05 ng/uL	100
48) 2-Nitroaniline	7.99	65	92928	20.97 ng/uL	99
49) 1,4-Dinitrobenzene	8.10	168	33067	22.08 ng/uL	86
50) Dimethylphthalate	8.12	163	259849	20.24 ng/uL	100
51) 1,3-Dinitrobenzene	8.17	168	39274	21.34 ng/uL	96
52) 2,6-Dinitrotoluene	8.19	165	61310	21.01 ng/uL	85
53) 1,2-Dinitrobenzene	8.24	168	26984	20.42 ng/uL	92
54) Acenaphthylene	8.28	152	385285	20.31 ng/uL	99
55) 3-Nitroaniline	8.35	138	57081	20.87 ng/uL	99
56) Acenaphthene	8.43	154	228556	20.10 ng/uL	98
57) 2,4-Dinitrophenol	8.44	184	12159	23.51 ng/uL#	1
58) 4-Nitrophenol	8.54	109	26770	22.85 ng/uL	91
59) Dibenzofuran	8.58	168	311960	20.18 ng/uL	99
60) 2,4-Dinitrotoluene	8.54	165	70919	20.80 ng/uL	95
61) 2,3,5,6-Tetrachlorophenol	8.64	232	47142	21.54 ng/uL	97
62) 2,3,4,6-Tetrachlorophenol	8.68	232	56112	21.61 ng/uL	98
63) Diethylphthalate	8.71	149	252687	20.00 ng/uL	100
64) Fluorene	8.87	166	251823	20.10 ng/uL	99
65) 4-Chlorophenyl phenyl ethe	8.85	204	114494	20.01 ng/uL	97
66) 4-Nitroaniline	8.87	138	49579	20.86 ng/uL	93

(#) = qualifier out of range (m) = manual integration

Quantitation Report (QT Reviewed)

Data File : C:\HPCHEM\1\DATA\101108\R9689.D
Acq On : 11 Oct 2008 4:13 pm
Sample : ICALSVSTD020
Misc : ST081010-9
MS Integration Params: LSCINT.P
Quant Time: Oct 12 12:42 2008

Vial: 6
Operator: jk SOP 506 Rev
Inst : HPSV-3
Multiplr: 1.00
Quant Results File: 101108S3.RES

Quant Method : C:\HPCHEM\1\METHODS\101108S3.M (RTE Integrator)
Title : GC-MS Semivolatiles SOP no. 506
Last Update : Sun Oct 12 12:41:29 2008
Response via : Initial Calibration
DataAcq Meth : 101108S3

Compound	R.T.	QIon	Response	Conc Unit	Qvalue
67) Azobenzene	8.98	77	326921	20.47 ng/uL	97
70) 4,6-Dinitro-2-methylphenol	8.89	198	27309	22.44 ng/uL	92
71) n-Nitrosodiphenylamine	8.95	169	203437	20.35 ng/uL	99
72) 4-Bromophenyl phenyl ether	9.27	248	69329	20.13 ng/uL	98
73) Hexachlorobenzene	9.35	284	79346	20.31 ng/uL	99
74) Pentachlorophenol	9.52	266	24710	23.01 ng/uL	99
75) Phenanthrene	9.71	178	336698	19.93 ng/uL	100
76) Anthracene	9.76	178	345493	20.47 ng/uL	100
77) Carbazole	9.88	167	304369	20.74 ng/uL	100
78) Di-n-butylphthalate	10.10	149	472458	20.79 ng/uL	99
79) Fluoranthene	10.74	202	365821	20.53 ng/uL	100
81) Benzidine	10.82	184	186518	20.09 ng/uL	99
82) Pyrene	10.94	202	389584	19.68 ng/uL	99
84) Butylbenzylphthalate	11.40	149	199654	20.39 ng/uL	95
85) Bis(2-ethylhexyl) adipate	11.41	129	167937	20.44 ng/uL	87
86) Benzo[a]anthracene	11.96	228	334330	20.02 ng/uL	100
87) 3,3'-Dichlorobenzidine	11.90	252	123295	20.99 ng/uL	99
88) Chrysene	12.00	228	324886	20.20 ng/uL	100
89) Bis(2-ethylhexyl)phthalate	11.85	149	273346	20.69 ng/uL	99
90) Di-n-octylphthalate	12.42	149	421989	21.27 ng/uL	95
92) Benzo[b]fluoranthene	13.01	252	325228	20.16 ng/uL	99
93) Benzo[k]fluoranthene	13.03	252	300719	20.21 ng/uL	100
94) Benzo[a]pyrene	13.39	252	287706	20.46 ng/uL	100
95) Indeno(1,2,3-c,d)pyrene	14.94	276	236248	21.14 ng/uL	99
96) Dibenzo[a,h]anthracene	14.94	278	192872	21.20 ng/uL	98
97) Benzo[g,h,i]perylene	15.40	276	193085	21.11 ng/uL	99

(#) = qualifier out of range (m) = manual integration

Quantitation Report (Qedit)

Data File : C:\HPCHEM\1\DATA\101108\R9689.D
Acq On : 11 Oct 2008 4:13 pm
Sample : ICALSVSTD020
Misc : ST081010-9
MS Integration Params: LSCINT.P
Quant Time: Oct 12 12:41 2008

Vial: 6
Operator: jk SOP 50
Inst : HPSV-3
Multiplr: 1.00
Quant Results File: temp.res

Method : C:\HPCHEM\1\METHODS\101108S3.M (RTE Integrator)
Title : GC-MS Semivolatiles SOP no. 506
Last Update : Sun Oct 12 12:41:29 2008
Response via : Multiple Level Calibration

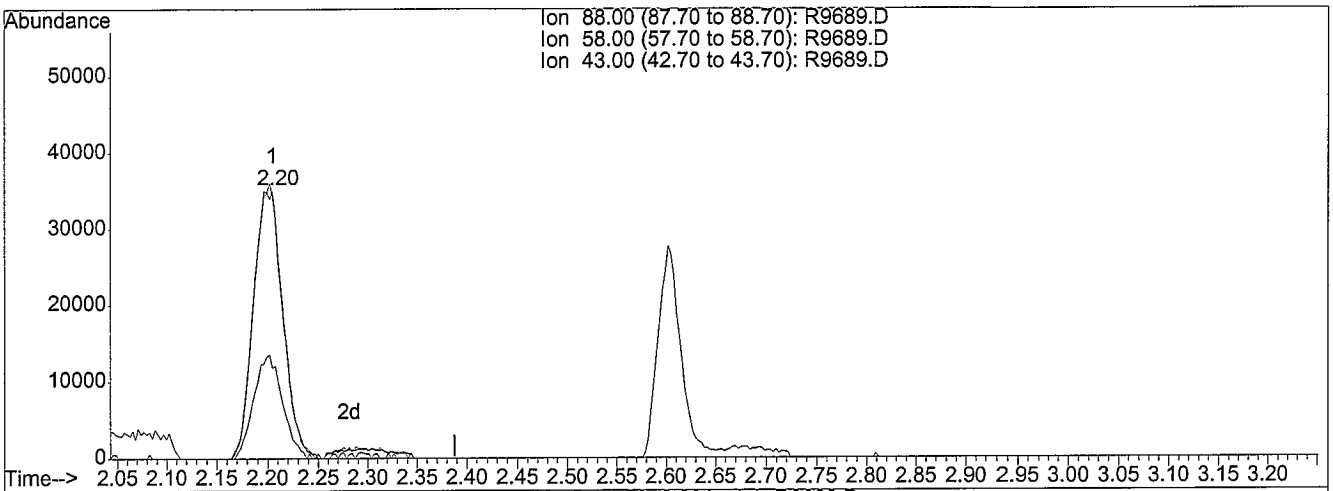

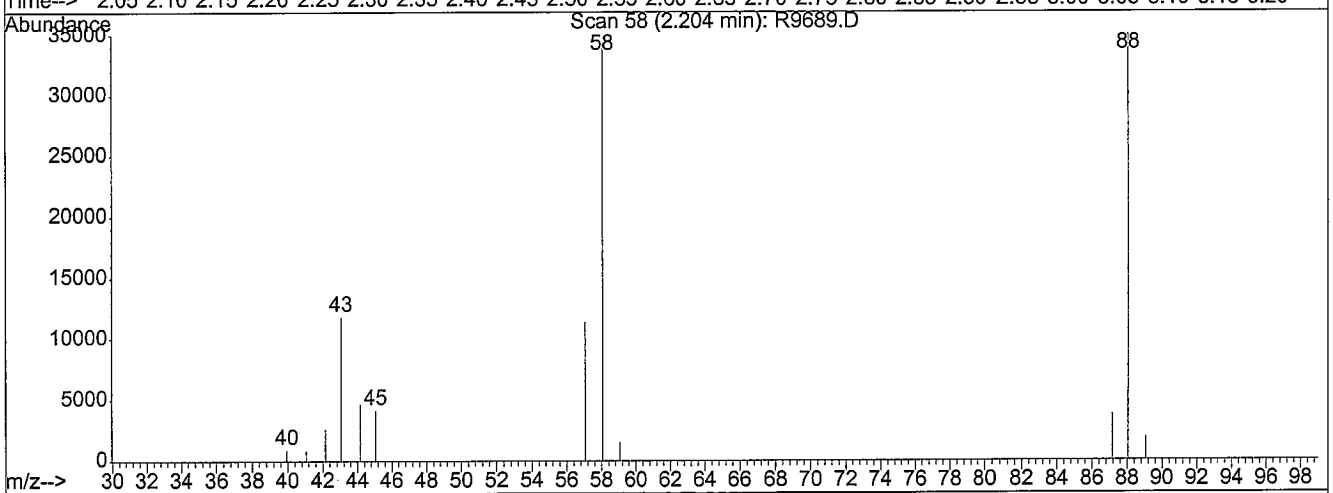

TIC: R9689.D

(2) 1,4-Dioxane (T)

2.20min 20.32ng/uL

response 71007

Ion	Exp%	Act%
88.00	100	100
58.00	90.70	99.44
43.00	34.50	37.78
0.00	0.00	0.00

Before

R9689.D 101108S3.M Sun Oct 12 12:42:03 2008

Quantitation Report (Qedit)

Data File : C:\HPCHEM\1\DATA\101108\R9689.D
Acq On : 11 Oct 2008 4:13 pm
Sample : ICALSVSTD020
Misc : ST081010-9
MS Integration Params: LSCINT.P
Quant Time: Oct 12 12:42 2008

Vial: 6
Operator: jk SOP 50
Inst : HPSV-3
Multiplr: 1.00
Quant Results File: temp.res

Method : C:\HPCHEM\1\METHODS\101108S3.M (RTE Integrator)
Title : GC-MS Semivolatiles SOP no. 506
Last Update : Sun Oct 12 12:41:29 2008
Response via : Multiple Level Calibration

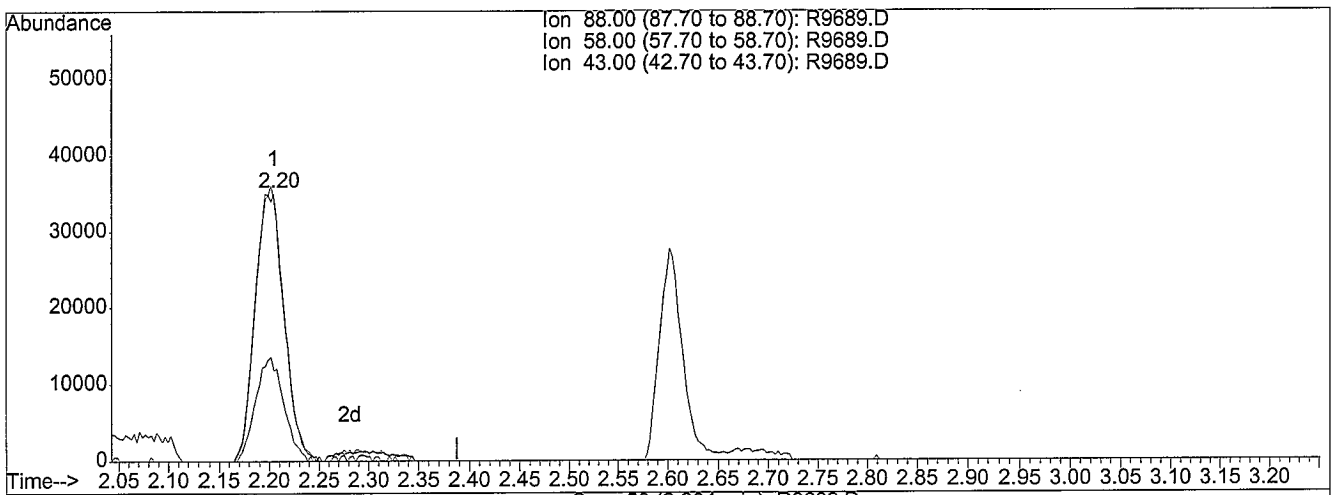

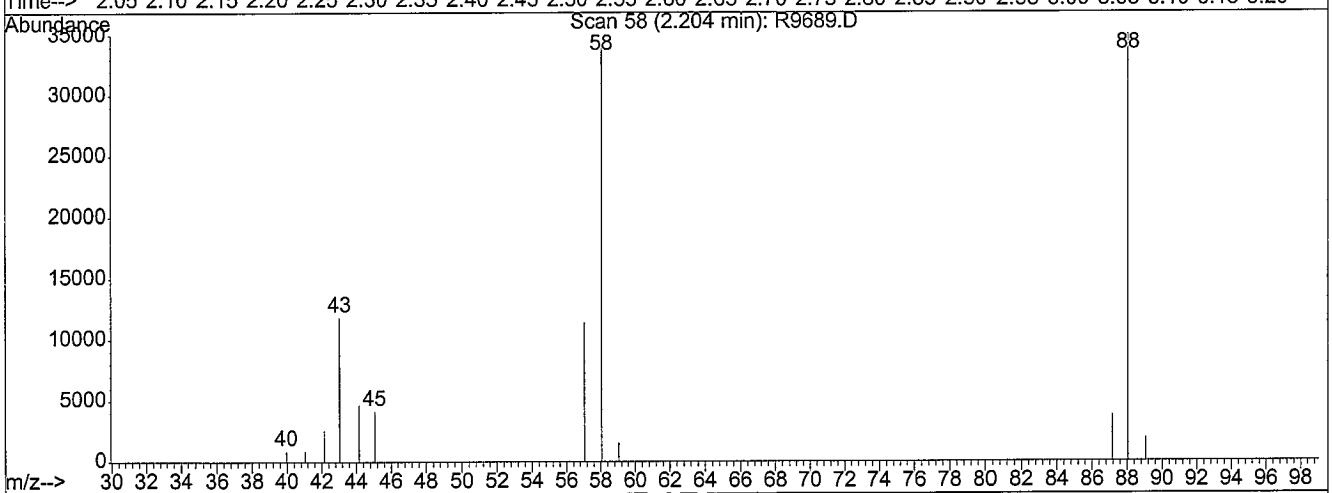

TIC: R9689.D

(2) 1,4-Dioxane (T)

2.20min 21.77ng/uL m

response 76072

Ion	Exp%	Act%
88.00	100	100
58.00	90.70	92.82
43.00	34.50	35.26
0.00	0.00	0.00

MANUAL RE-INTEGRATION

- ☐ missed peak assignment
- ☐ assigned incorrect name to peak
- ☐ over-integrated peak's area
- ☑ under-integrated peak's area
- ☐ other _____

initials JK *date* 10-12-08

R9689.D 101108S3.M Sun Oct 12 12:42:06 2008

Quantitation Report (Qedit)

Data File : C:\HPCHEM\1\DATA\101108\R9689.D
Acq On : 11 Oct 2008 4:13 pm
Sample : ICALSVSTD020
Misc : ST081010-9
MS Integration Params: LSCINT.P
Quant Time: Oct 12 12:42 2008

Vial: 6
Operator: jk SOP 50
Inst : HPSV-3
Multiplr: 1.00
Quant Results File: temp.res

Method : C:\HPCHEM\1\METHODS\101108S3.M (RTE Integrator)
Title : GC-MS Semivolatiles SOP no. 506
Last Update : Sun Oct 12 12:41:29 2008
Response via : Multiple Level Calibration

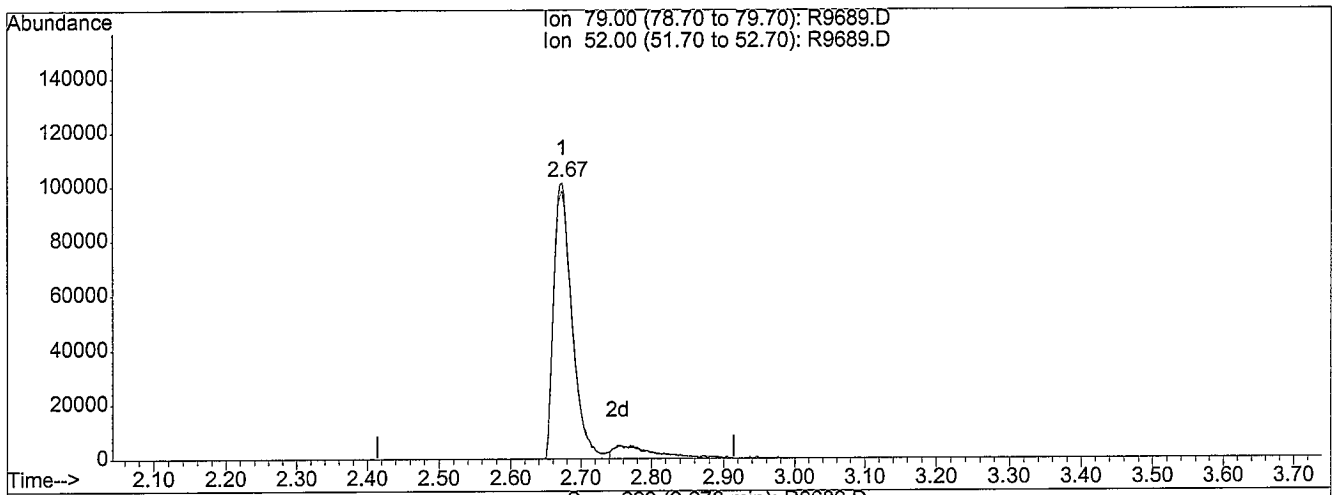

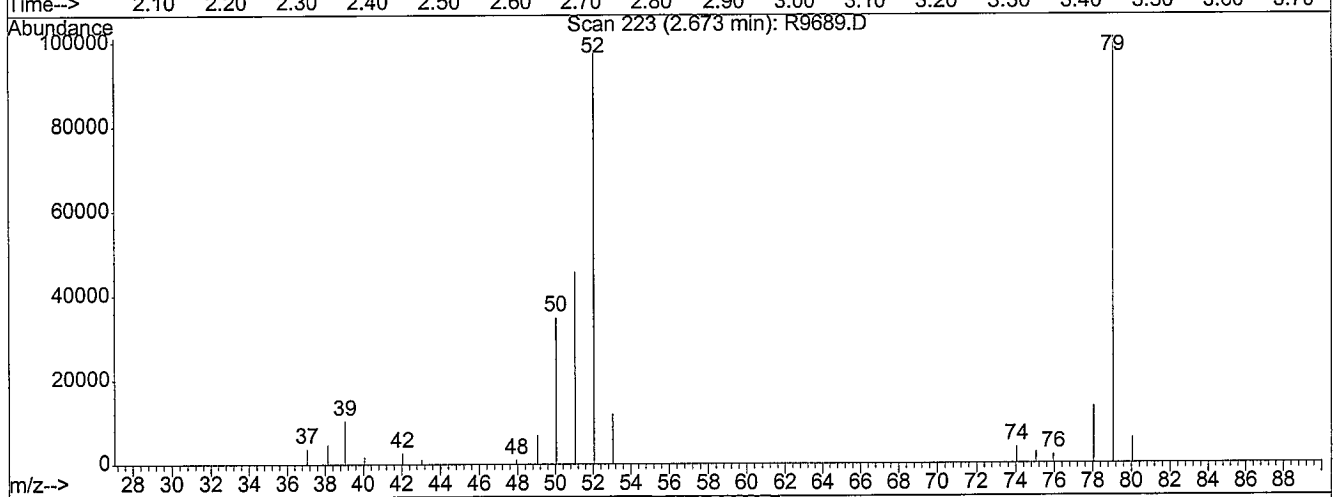

TIC: R9689.D

(3) Pyridine (T)

2.67min 18.59ng/uL

response 185796

Ion	Exp%	Act%
79.00	100	100
52.00	88.10	97.46
0.00	0.00	0.00
0.00	0.00	0.00

before

R9689.D 101108S3.M Sun Oct 12 12:42:09 2008

Quantitation Report (Qedit)

Data File : C:\HPCHEM\1\DATA\101108\R9689.D
Acq On : 11 Oct 2008 4:13 pm
Sample : ICALSVSTD020
Misc : ST081010-9
MS Integration Params: LSCINT.P
Quant Time: Oct 12 12:42 2008

Vial: 6
Operator: jk SOP 50
Inst : HPSV-3
Multiplr: 1.00
Quant Results File: temp.res

Method : C:\HPCHEM\1\METHODS\101108S3.M (RTE Integrator)
Title : GC-MS Semivolatiles SOP no. 506
Last Update : Sun Oct 12 12:41:29 2008
Response via : Multiple Level Calibration

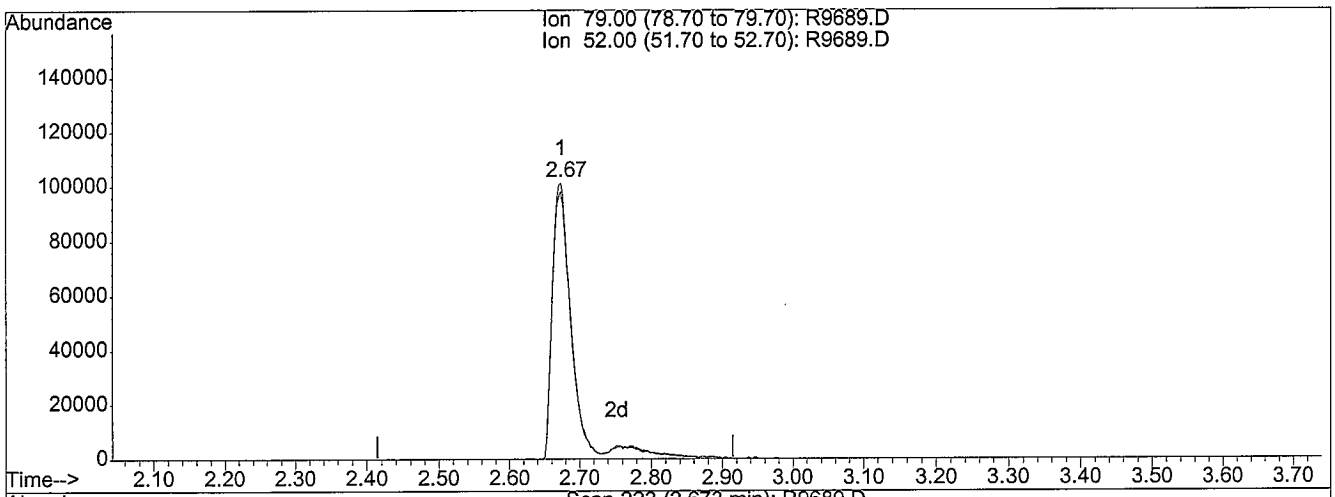

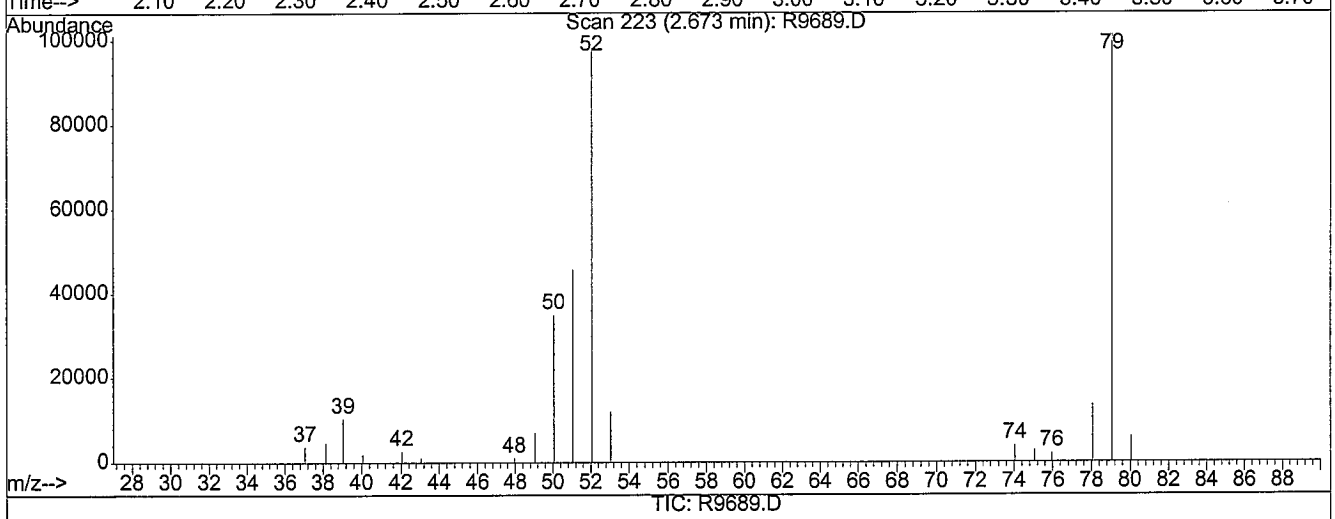

TIC: R9689.D

(3) Pyridine (T)

2.67min 20.62ng/uL m

response 206030

Ion	Exp%	Act%
79.00	100	100
52.00	88.10	87.89
0.00	0.00	0.00
0.00	0.00	0.00

MANUAL RE-INTEGRATION

- ☐ missed peak assignment
- ☐ assigned incorrect name to peak
- ☐ over-integrated peak's area
- ☑ under-integrated peak's area
- ☐ other _____

initials JC *date* 10-12-08

R9689.D 101108S3.M Sun Oct 12 12:42:12 2008

Quantitation Report (Qedit)

Data File : C:\HPCHEM\1\DATA\101108\R9689.D
Acq On : 11 Oct 2008 4:13 pm
Sample : ICALSVSTD020
Misc : ST081010-9
MS Integration Params: LSCINT.P
Quant Time: Oct 12 12:42 2008

Vial: 6
Operator: jk SOP 50
Inst : HPSV-3
Multiplr: 1.00
Quant Results File: temp.res

Method : C:\HPCHEM\1\METHODS\101108S3.M (RTE Integrator)
Title : GC-MS Semivolatiles SOP no. 506
Last Update : Sun Oct 12 12:41:29 2008
Response via : Multiple Level Calibration

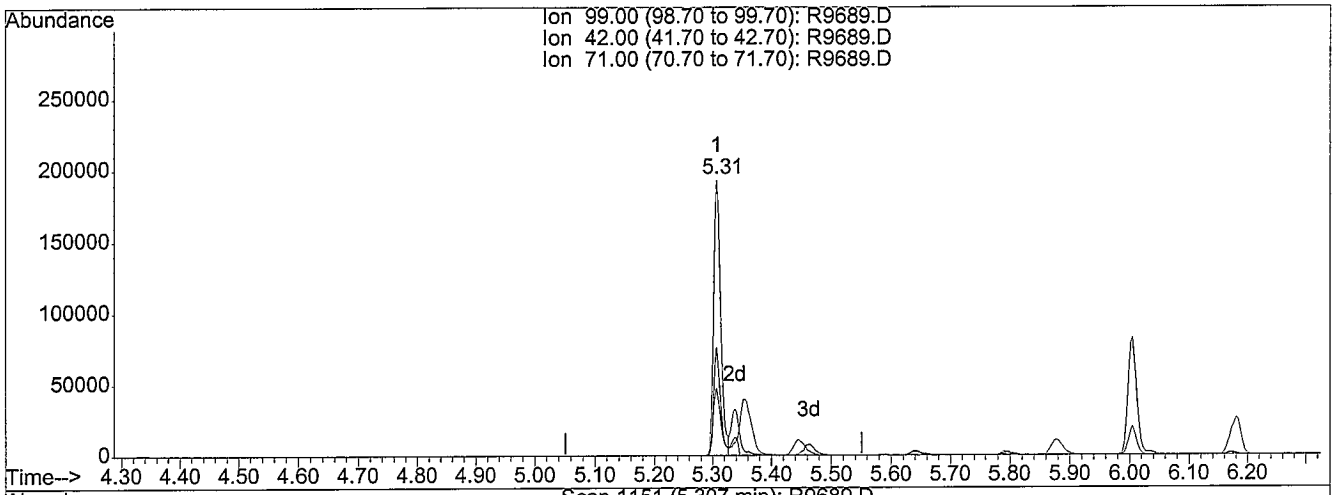

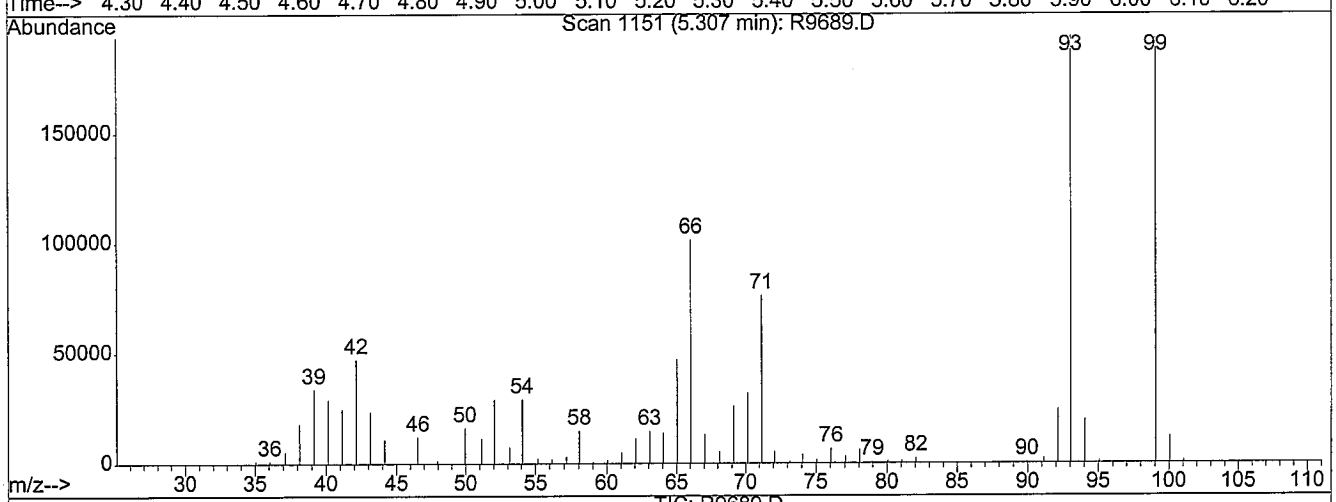

TIC: R9689.D

(8) Phenol-d5 (S)

5.31min 16.73ng/uL

response 159874

Ion	Exp%	Act%
99.00	100	100
42.00	21.70	27.42
71.00	35.50	38.93
0.00	0.00	0.00

Before

R9689.D 101108S3.M Sun Oct 12 12:42:18 2008

Quantitation Report (Qedit)

Data File : C:\HPCHEM\1\DATA\101108\R9689.D
Acq On : 11 Oct 2008 4:13 pm
Sample : ICALSVSTD020
Misc : ST081010-9
MS Integration Params: LSCINT.P
Quant Time: Oct 12 12:42 2008

Vial: 6
Operator: jk SOP 50
Inst : HPSV-3
Multiplr: 1.00
Quant Results File: temp.res

Method : C:\HPCHEM\1\METHODS\101108S3.M (RTE Integrator)
Title : GC-MS Semivolatiles SOP no. 506
Last Update : Sun Oct 12 12:41:29 2008
Response via : Multiple Level Calibration

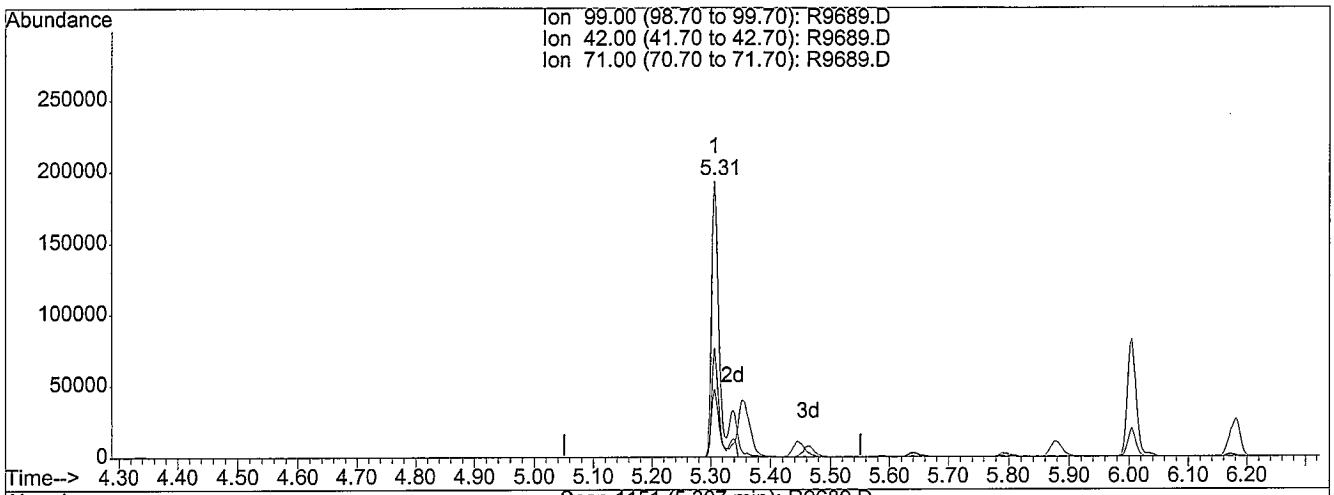

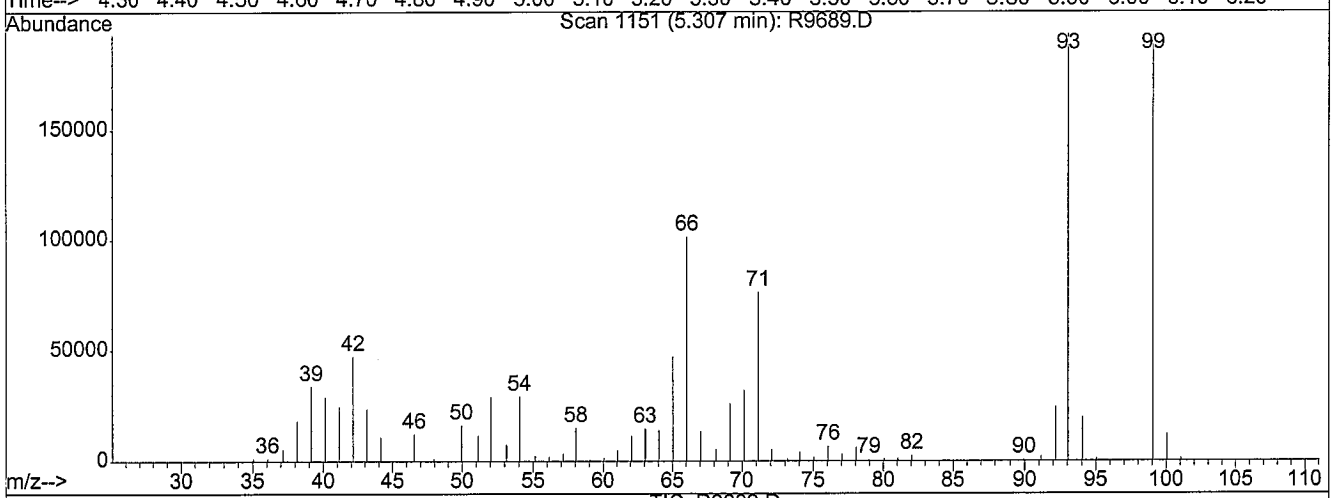

TIC: R9689.D

(8) Phenol-d5 (S)

5.31min 20.25ng/uL m

response 193537

Ion	Exp%	Act%
99.00	100	100
42.00	21.70	22.65
71.00	35.50	32.16
0.00	0.00	0.00

MANUAL RE-INTEGRATION

- ☐ missed peak assignment
- ☐ assigned incorrect name to peak
- ☐ over-integrated peak's area
- ☑ under-integrated peak's area
- ☐ other _____

initials JC *date* 10-12-08

R9689.D 101108S3.M Sun Oct 12 12:42:21 2008

Quantitation Report

Data File : C:\HPCHEM\1\DATA\101108\R9689.D
Acq On : 11 Oct 2008 4:13 pm
Sample : ICALSVSTD020
Misc : ST081010-9
MS Integration Params: LSCINT.P
Quant Time: Oct 12 12:42 2008

Vial: 6
Operator: jk SOP 506
Inst : HPSV-3
Multiplr: 1.00
Quant Results File: 101108S3.RES

Method : C:\HPCHEM\1\METHODS\101108S3.M (RTE Integrator)
Title : GC-MS Semivolatiles SOP no. 506
Last Update : Sun Oct 12 12:41:29 2008
Response via : Initial Calibration



Quantitation Report (QT Reviewed)

Data File : C:\HPCHEM\1\DATA\101108\R9690.D
Acq On : 11 Oct 2008 4:37 pm
Sample : ICALSVSTD040
Misc : ST081010-10
MS Integration Params: LSCINT.P
Quant Time: Oct 12 12:47 2008

Vial: 7
Operator: jk SOP 506 Rev
Inst : HPSV-3
Multiplr: 1.00
Quant Results File: 101108S3.RES

Quant Method : C:\HPCHEM\1\METHODS\101108S3.M (RTE Integrator)
Title : GC-MS Semivolatiles SOP no. 506
Last Update : Sun Oct 12 12:46:17 2008
Response via : Initial Calibration
DataAcq Meth : 101108S3

Internal Standards	R.T.	QIon	Response	Conc	Units	Dev(Min)
1) 1,4-Dichlorobenzene-d4	5.64	152	207746	40.00	ng/uL	0.00
25) Naphthalene-d8	6.85	136	741151	40.00	ng/uL	0.00
42) Acenaphthene-d10	8.40	164	393259	40.00	ng/uL	0.00
69) Phenanthrene-d10	9.69	188	596800	40.00	ng/uL	0.00
80) Chrysene-d12	11.98	240	568585	40.00	ng/uL	0.00
91) Perylene-d12	13.46	264	500319	40.00	ng/uL	0.00
System Monitoring Compounds						
5) 2-Fluorophenol	4.33	112	311351	42.18	ng/uL	0.00
Spiked Amount 75.000	Range 21 - 100		Recovery = 56.24%			
6) 2-Chlorophenol-d4	5.45	132	271220	40.05	ng/uL	0.00
Spiked Amount 75.000	Range 33 - 110		Recovery = 53.40%			
8) Phenol-d5	5.30	99	373482m	40.31	ng/uL	0.00
Spiked Amount 75.000	Range 15 - 104		Recovery = 53.75%			
15) 1,2-Dichlorobenzene-d4	5.79	152	181598	38.72	ng/uL	0.00
Spiked Amount 50.000	Range 16 - 110		Recovery = 77.44%			
26) Nitrobenzene-d5	6.18	82	309215	38.87	ng/uL	0.00
Spiked Amount 50.000	Range 34 - 111		Recovery = 77.74%			
46) 2-Fluorobiphenyl	7.79	172	514205	38.09	ng/uL	0.00
Spiked Amount 50.000	Range 21 - 106		Recovery = 76.18%			
68) 2,4,6-Tribromophenol	9.09	330	70274	41.81	ng/uL	0.00
Spiked Amount 75.000	Range 23 - 100		Recovery = 55.75%			
83) p-Terphenyl-d14	11.02	244	540102	39.13	ng/uL	0.00
Spiked Amount 50.000	Range 33 - 111		Recovery = 78.26%			

Target Compounds						Qvalue
2) 1,4-Dioxane	2.20	88	156517m	45.10	ng/uL	
3) Pyridine	2.67	79	419251m	42.63	ng/uL	
4) n-Nitrosodimethylamine	2.60	74	243930	44.96	ng/uL	98
7) Aniline	5.31	93	501237	40.66	ng/uL	98
9) Phenol	5.32	94	431590m	40.26	ng/uL	
10) Tetramethylurea	5.37	72	576673	39.46	ng/uL	99
11) Bis(2-chloroethyl)ether	5.36	93	325938	39.44	ng/uL	98
12) 2-Chlorophenol	5.46	128	288216	40.41	ng/uL	98
13) 1,3-Dichlorobenzene	5.59	146	319703	40.19	ng/uL	99
14) 1,4-Dichlorobenzene	5.66	146	316132	40.17	ng/ul	100
16) 1,2-Dichlorobenzene	5.81	146	286866	39.82	ng/uL	99
17) Benzyl Alcohol	5.77	108	197192	42.52	ng/uL	99
18) Bis(2-chloroisopropyl)ethe	5.88	45	569825	37.79	ng/uL	97
19) 2-Methylphenol	5.89	107	224882	40.66	ng/uL	99
20) n-Nitroso-di-n-propylamine	6.01	70	221656	39.60	ng/uL	95
21) 3+4-Methylphenol	6.04	108	275084	41.08	ng/uL	97

(#) = qualifier out of range (m) = manual integration
R9690.D 101108S3.M Sun Oct 12 12:48:02 2008

DC 10-12-09

Quantitation Report (QT Reviewed)

Data File : C:\HPCHEM\1\DATA\101108\R9690.D Vial: 7
Acq On : 11 Oct 2008 4:37 pm Operator: jk SOP 506 Rev
Sample : ICALSVSTD040 Inst : HPSV-3
Misc : ST081010-10 Multiplr: 1.00
MS Integration Params: LSCINT.P
Quant Time: Oct 12 12:47 2008 Quant Results File: 101108S3.RES

Quant Method : C:\HPCHEM\1\METHODS\101108S3.M (RTE Integrator)
Title : GC-MS Semivolatiles SOP no. 506
Last Update : Sun Oct 12 12:46:17 2008
Response via : Initial Calibration
DataAcq Meth : 101108S3

Compound	R.T.	QIon	Response	Conc Unit	Qvalue
22) N-Methylaniline	6.01	106	397779	38.39 ng/uL	98
23) Hexachloroethane	6.14	117	136034	40.80 ng/uL	99
24) N,N-Dimethylaniline	6.19	120	368191	38.46 ng/uL	96
27) Nitrobenzene	6.20	123	129275	39.73 ng/uL	97
28) Isophorone	6.41	82	602942	40.36 ng/uL	99
29) N-Ethylaniline	6.43	106	529794	38.80 ng/uL	99
30) 2-Nitrophenol	6.49	139	145925	42.75 ng/uL	99
31) 2,4-Dimethylphenol	6.52	107	289096	39.89 ng/uL	100
32) Bis(2-chloroethoxy)methane	6.58	93	366403	39.50 ng/uL	99
33) 2,4-Dichlorophenol	6.73	162	219468	41.50 ng/uL	99
34) Benzoic acid	6.62	105	139454	40.91 ng/uL	92
35) 1,2,4-Trichlorobenzene	6.79	180	228177	39.12 ng/uL	99
36) Naphthalene	6.87	128	753525	39.45 ng/uL	99
37) 4-Chloroaniline	6.90	127	309250	40.77 ng/uL	99
38) Hexachlorobutadiene	6.96	225	133311	39.68 ng/uL	100
39) 4-Chloro-3-methylphenol	7.34	107	257159	42.62 ng/uL	100
40) 2-Methylnaphthalene	7.48	142	507654	40.03 ng/uL	100
41) 1-Methylnaphthalene	7.57	142	501613	39.77 ng/uL	99
43) Hexachlorocyclopentadiene	7.61	237	92509	48.22 ng/uL	99
44) 2,4,6-Trichlorophenol	7.73	196	143297	42.20 ng/uL	99
45) 2,4,5-Trichlorophenol	7.79	196	144763	42.15 ng/uL	99
47) 2-Chloronaphthalene	7.91	162	463437	39.90 ng/uL	99
48) 2-Nitroaniline	7.99	65	195147	43.00 ng/uL	99
49) 1,4-Dinitrobenzene	8.10	168	71670	45.88 ng/uL	96
50) Dimethylphthalate	8.12	163	503522	39.21 ng/uL	100
51) 1,3-Dinitrobenzene	8.17	168	81030	43.00 ng/uL	100
52) 2,6-Dinitrotoluene	8.19	165	120324	40.82 ng/uL	99
53) 1,2-Dinitrobenzene	8.25	168	56031	41.74 ng/uL	95
54) Acenaphthylene	8.29	152	757730	39.80 ng/uL	99
55) 3-Nitroaniline	8.35	138	117847	42.27 ng/uL	100
56) Acenaphthene	8.43	154	462681	40.39 ng/uL	99
57) 2,4-Dinitrophenol	8.44	184	38296	45.13 ng/uL	86
58) 4-Nitrophenol	8.54	109	63629	42.63 ng/uL	97
59) Dibenzofuran	8.58	168	622911	40.08 ng/uL	99
60) 2,4-Dinitrotoluene	8.54	165	148525	42.63 ng/uL	98
61) 2,3,5,6-Tetrachlorophenol	8.64	232	107602	43.63 ng/uL	99
62) 2,3,4,6-Tetrachlorophenol	8.68	232	121993	42.69 ng/uL	99
63) Diethylphthalate	8.72	149	509564	40.11 ng/uL	100
64) Fluorene	8.88	166	496070	39.53 ng/uL	99
65) 4-Chlorophenyl phenyl ethe	8.85	204	233382	40.47 ng/uL	99
66) 4-Nitroaniline	8.88	138	113560	45.81 ng/uL	99

(#) = qualifier out of range (m) = manual integration

Quantitation Report (QT Reviewed)

Data File : C:\HPCHEM\1\DATA\101108\R9690.D
Acq On : 11 Oct 2008 4:37 pm
Sample : ICALSVSTD040
Misc : ST081010-10
MS Integration Params: LSCINT.P
Quant Time: Oct 12 12:47 2008

Vial: 7
Operator: jk SOP 506 Rev
Inst : HPSV-3
Multiplr: 1.00
Quant Results File: 101108S3.RES

Quant Method : C:\HPCHEM\1\METHODS\101108S3.M (RTE Integrator)
Title : GC-MS Semivolatiles SOP no. 506
Last Update : Sun Oct 12 12:46:17 2008
Response via : Initial Calibration
DataAcq Meth : 101108S3

	Compound	R.T.	QIon	Response	Conc Unit	Qvalue
67)	Azobenzene	8.99	77	639501	39.87 ng/uL	99
70)	4,6-Dinitro-2-methylphenol	8.90	198	70143	42.44 ng/uL	96
71)	n-Nitrosodiphenylamine	8.95	169	403959	38.91 ng/uL	100
72)	4-Bromophenyl phenyl ether	9.27	248	140828	39.28 ng/uL	99
73)	Hexachlorobenzene	9.35	284	157593	38.84 ng/uL	98
74)	Pentachlorophenol	9.52	266	67566	42.25 ng/uL	98
75)	Phenanthrene	9.71	178	687044	39.11 ng/uL	99
76)	Anthracene	9.76	178	711180	40.24 ng/uL	100
77)	Carbazole	9.88	167	641569	41.44 ng/uL	100
78)	Di-n-butylphthalate	10.10	149	953872	40.10 ng/uL	100
79)	Fluoranthene	10.74	202	763291	40.76 ng/uL	100
81)	Benzidine	10.82	184	432227	44.12 ng/uL	100
82)	Pyrene	10.94	202	802366	39.53 ng/uL	99
84)	Butylbenzylphthalate	11.40	149	417569	41.17 ng/uL	99
85)	Bis(2-ethylhexyl) adipate	11.42	129	326875	38.95 ng/uL	96
86)	Benzo[a]anthracene	11.96	228	699234	40.58 ng/uL	100
87)	3,3'-Dichlorobenzidine	11.91	252	268207	43.45 ng/uL	99
88)	Chrysene	12.00	228	665691	40.21 ng/uL	100
89)	Bis(2-ethylhexyl)phthalate	11.85	149	557021	40.81 ng/uL	99
90)	Di-n-octylphthalate	12.42	149	878654	42.43 ng/uL	99
92)	Benzo[b]fluoranthene	13.01	252	662494	41.38 ng/uL	100
93)	Benzo[k]fluoranthene	13.04	252	606481	41.14 ng/uL	99
94)	Benzo[a]pyrene	13.40	252	579969	41.52 ng/uL	100
95)	Indeno(1,2,3-c,d)pyrene	14.95	276	454923	41.10 ng/uL	99
96)	Dibenzo[a,h]anthracene	14.94	278	378108	41.78 ng/uL	99
97)	Benzo[g,h,i]perylene	15.40	276	367713	40.69 ng/uL	100

(#) = qualifier out of range (m) = manual integration

Quantitation Report (Qedit)

Data File : C:\HPCHEM\1\DATA\101108\R9690.D
Acq On : 11 Oct 2008 4:37 pm
Sample : ICALSVSTD040
Misc : ST081010-10
MS Integration Params: LSCINT.P
Quant Time: Oct 12 12:46 2008

Vial: 7
Operator: jk SOP 50
Inst : HPSV-3
Multiplr: 1.00
Quant Results File: temp.res

Method : C:\HPCHEM\1\METHODS\101108S3.M (RTE Integrator)
Title : GC-MS Semivolatiles SOP no. 506
Last Update : Sun Oct 12 12:46:17 2008
Response via : Multiple Level Calibration

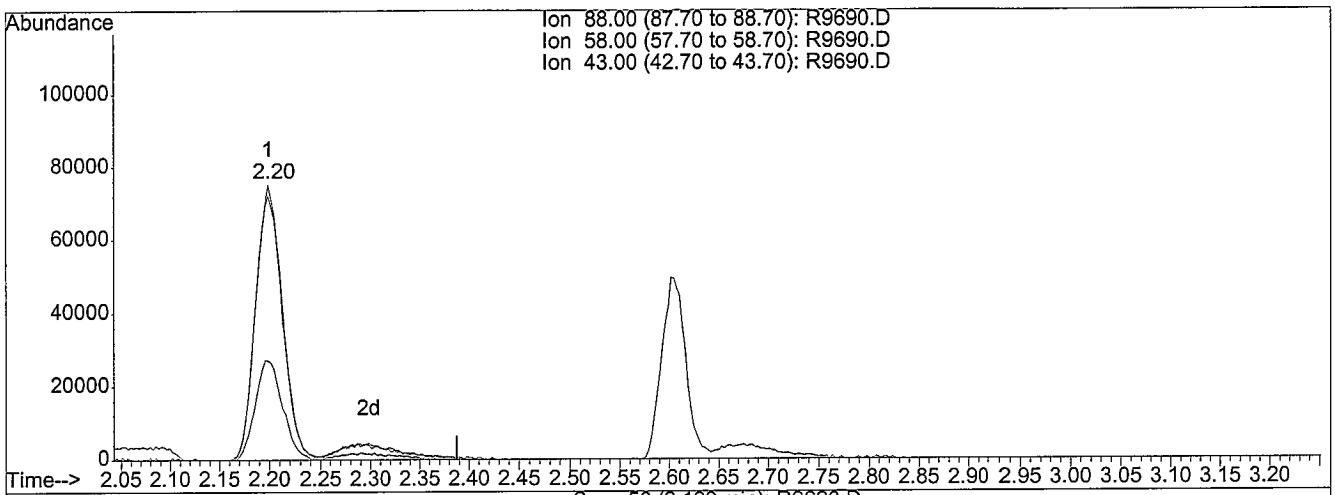

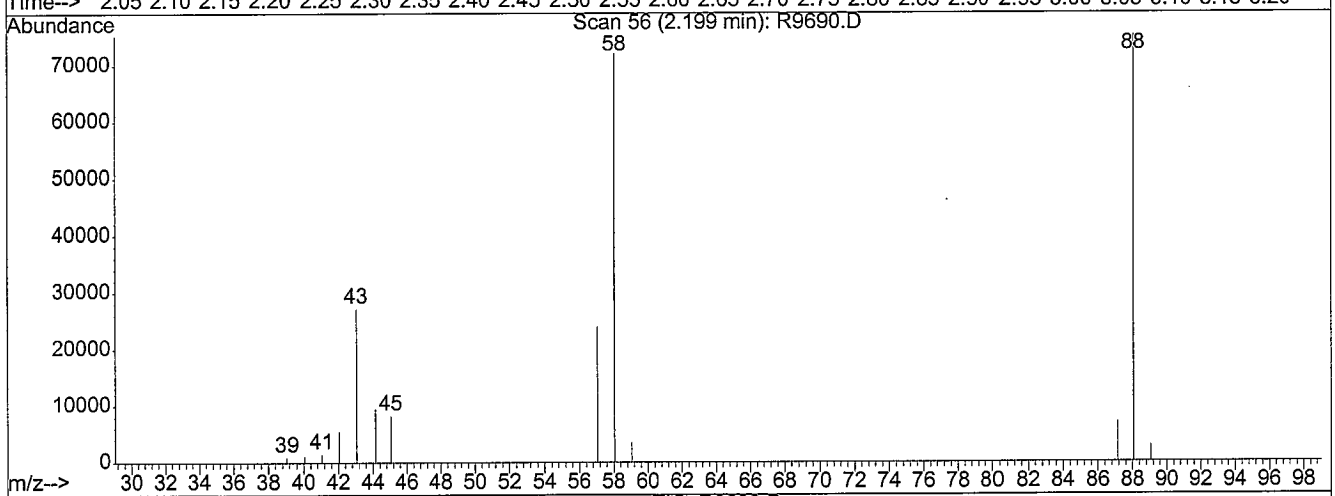

TIC: R9690.D

(2) 1,4-Dioxane (T)

2.20min 39.68ng/uL

response 137724

Ion	Exp%	Act%
88.00	100	100
58.00	90.70	97.54
43.00	34.50	37.10
0.00	0.00	0.00

Before

R9690.D 101108S3.M Sun Oct 12 12:46:48 2008

Quantitation Report (Qedit)

Data File : C:\HPCHEM\1\DATA\101108\R9690.D
Acq On : 11 Oct 2008 4:37 pm
Sample : ICALSVSTD040
Misc : ST081010-10
MS Integration Params: LSCINT.P
Quant Time: Oct 12 12:46 2008

Vial: 7
Operator: jk SOP 50
Inst : HPSV-3
Multiplr: 1.00
Quant Results File: temp.res

Method : C:\HPCHEM\1\METHODS\101108S3.M (RTE Integrator)
Title : GC-MS Semivolatiles SOP no. 506
Last Update : Sun Oct 12 12:46:17 2008
Response via : Multiple Level Calibration

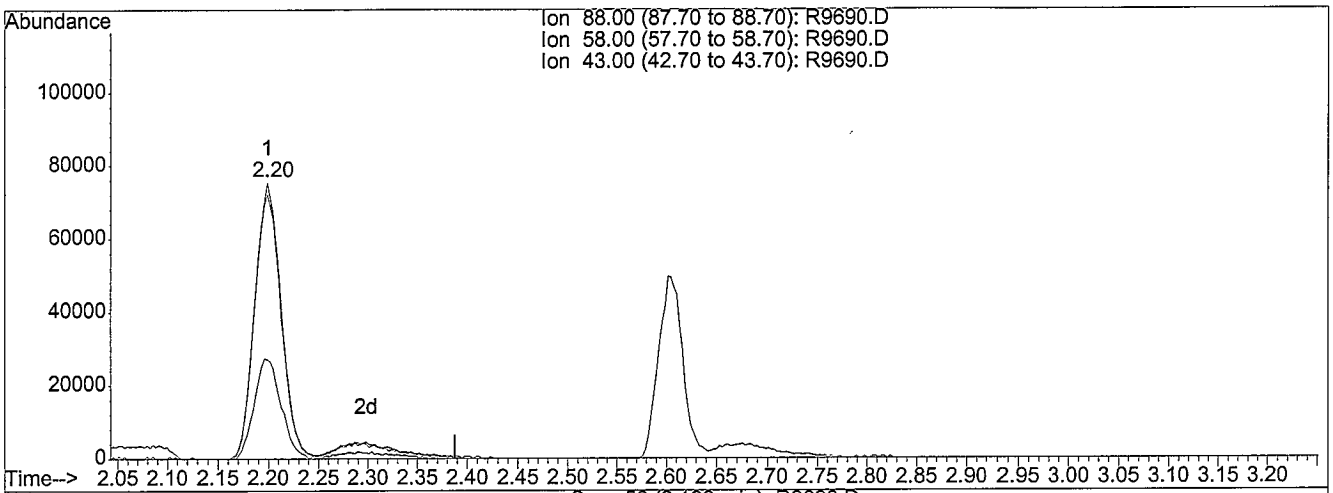

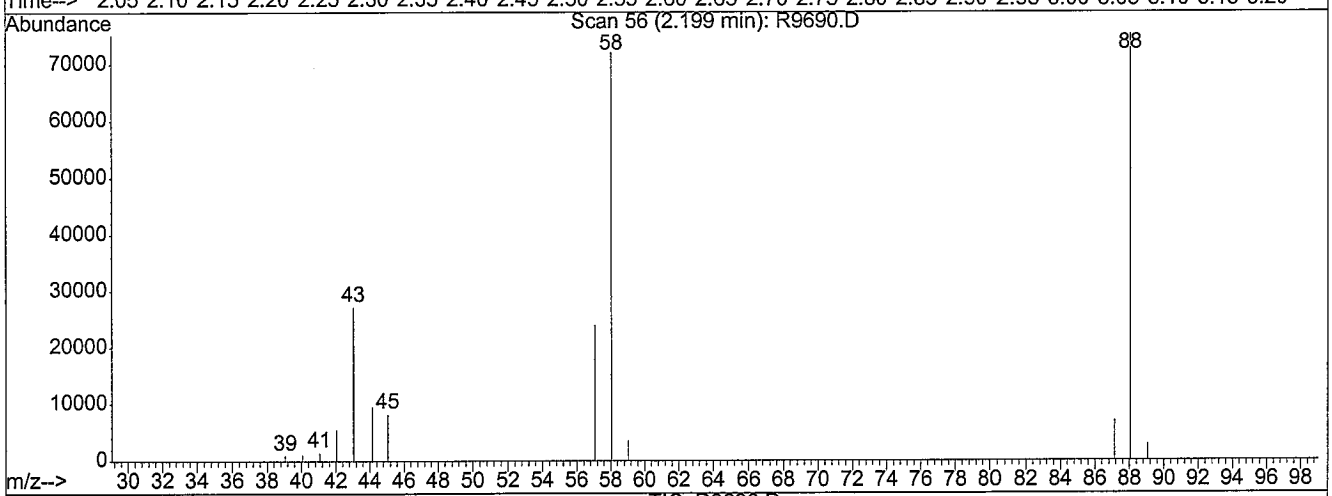

TIC: R9690.D

(2) 1,4-Dioxane (T)

2.20min 45.10ng/uL m

response 156517

Ion	Exp%	Act%
88.00	100	100
58.00	90.70	85.83
43.00	34.50	32.65
0.00	0.00	0.00

MANUAL RE-INTEGRATION

- ☐ missed peak assignment
- ☐ assigned incorrect name to peak
- ☐ over-integrated peak's area
- ☑ under-integrated peak's area
- ☐ other _____

initials JC *date* 10-12-08

R9690.D 101108S3.M Sun Oct 12 12:46:51 2008

Quantitation Report (Qedit)

Data File : C:\HPCHEM\1\DATA\101108\R9690.D
Acq On : 11 Oct 2008 4:37 pm
Sample : ICALSVSTD040
Misc : ST081010-10
MS Integration Params: LSCINT.P
Quant Time: Oct 12 12:46 2008

Vial: 7
Operator: jk SOP 50
Inst : HPSV-3
Multiplr: 1.00
Quant Results File: temp.res

Method : C:\HPCHEM\1\METHODS\101108S3.M (RTE Integrator)
Title : GC-MS Semivolatiles SOP no. 506
Last Update : Sun Oct 12 12:46:17 2008
Response via : Multiple Level Calibration

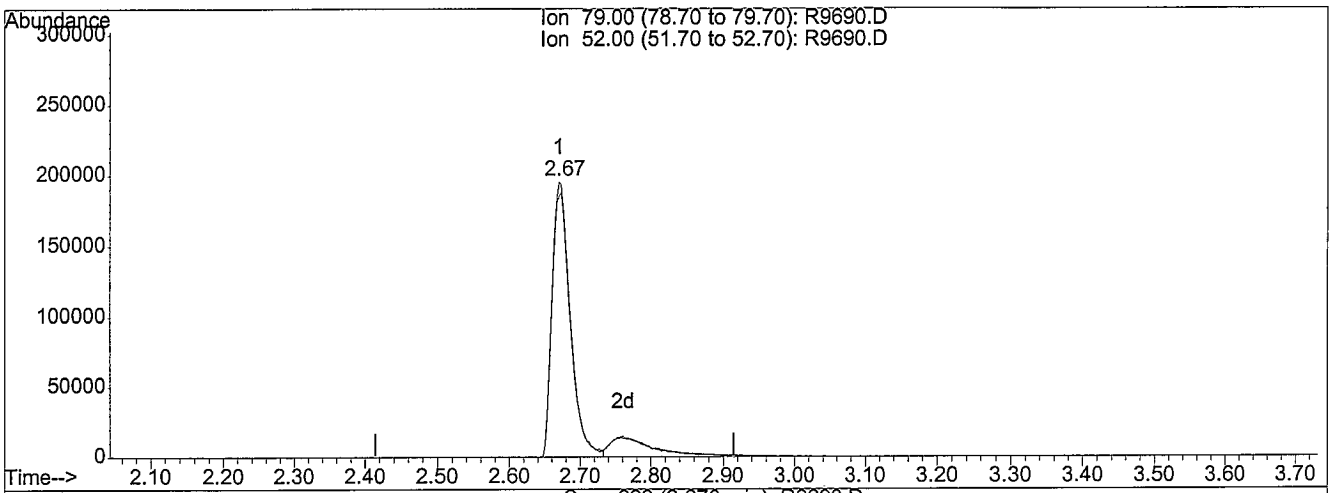

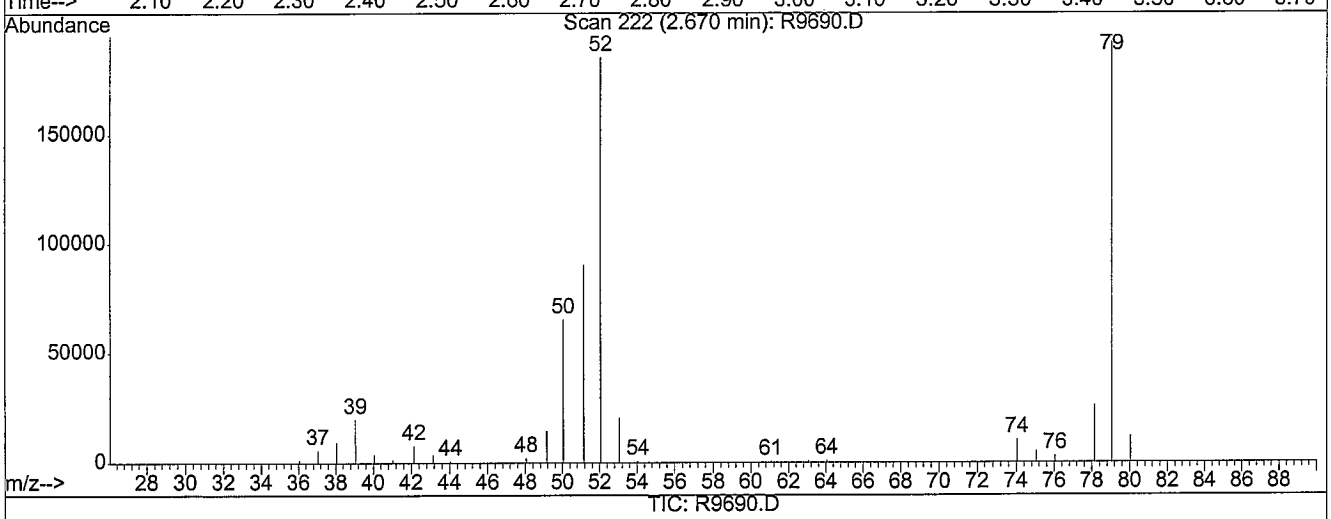

(3) Pyridine (T)

2.67min 36.05ng/uL

response 354546

Ion	Exp%	Act%
79.00	100	100
52.00	88.10	96.28
0.00	0.00	0.00
0.00	0.00	0.00

Before

R9690.D 101108S3.M Sun Oct 12 12:46:54 2008

Quantitation Report (Qedit)

Data File : C:\HPCHEM\1\DATA\101108\R9690.D
Acq On : 11 Oct 2008 4:37 pm
Sample : ICALSVSTD040
Misc : ST081010-10
MS Integration Params: LSCINT.P
Quant Time: Oct 12 12:46 2008

Vial: 7
Operator: jk SOP 50
Inst : HPSV-3
Multiplr: 1.00
Quant Results File: temp.res

Method : C:\HPCHEM\1\METHODS\101108S3.M (RTE Integrator)
Title : GC-MS Semivolatiles SOP no. 506
Last Update : Sun Oct 12 12:46:17 2008
Response via : Multiple Level Calibration

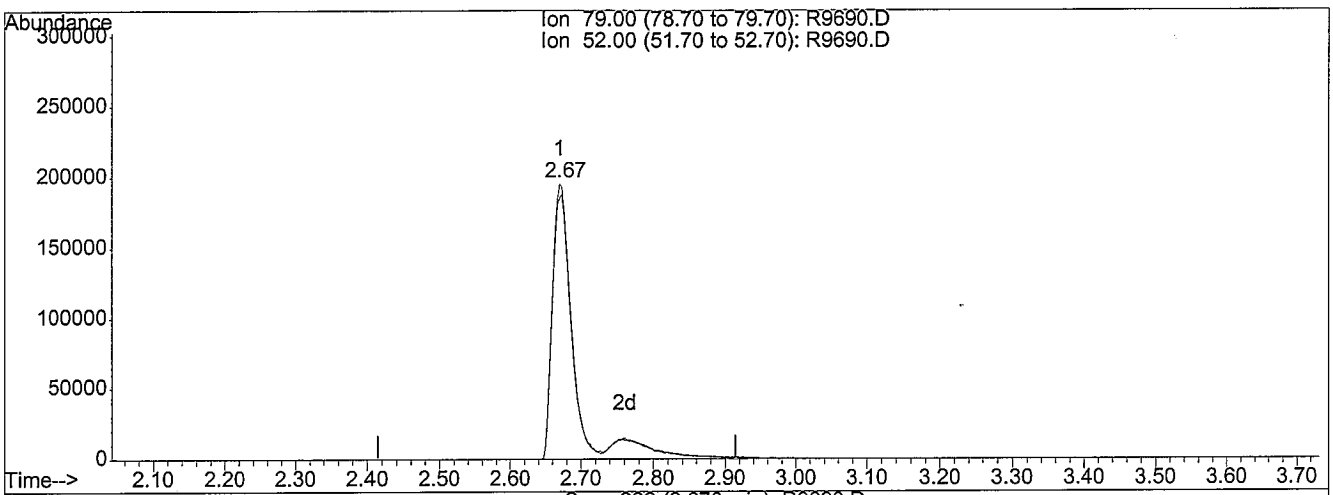

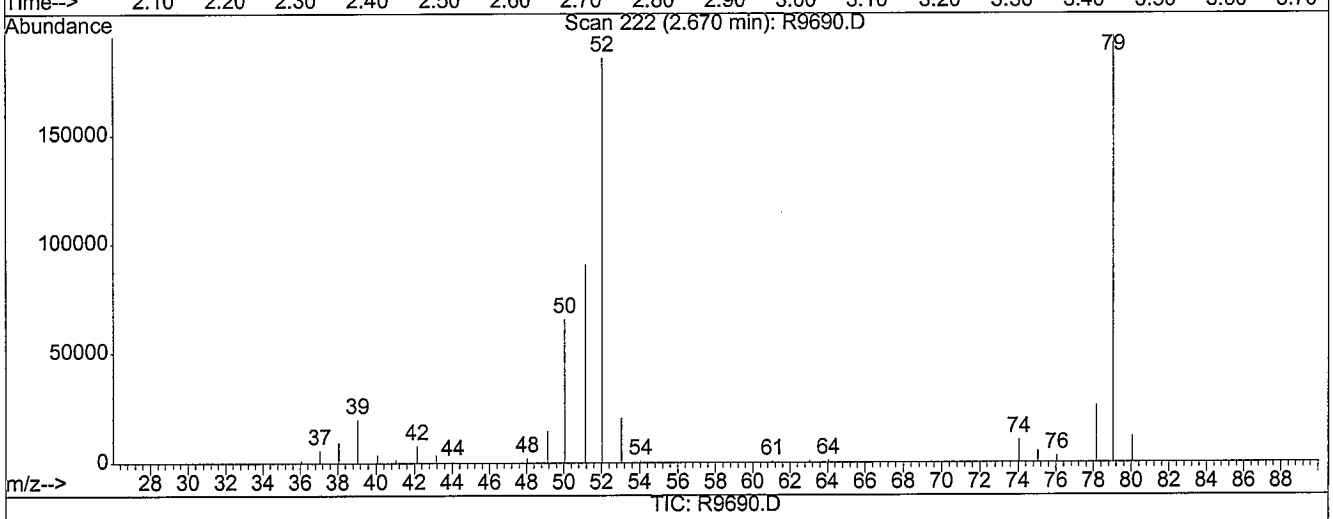

TIC: R9690.D

(3) Pyridine (T)

2.67min 42.63ng/uL m

response 419251

Ion	Exp%	Act%
79.00	100	100
52.00	88.10	81.42
0.00	0.00	0.00
0.00	0.00	0.00

MANUAL RE-INTEGRATION

- ☐ missed peak assignment
- ☐ assigned incorrect name to peak
- ☐ over-integrated peak's area
- ☑ under-integrated peak's area
- ☐ other _____

initials JU *date* 10-12-08

R9690.D 101108S3.M Sun Oct 12 12:46:57 2008

Quantitation Report (Qedit)

Data File : C:\HPCHEM\1\DATA\101108\R9690.D Vial: 7
Acq On : 11 Oct 2008 4:37 pm Operator: jk SOP 50
Sample : ICALSVSTD040 Inst : HPSV-3
Misc : ST081010-10 Multiplr: 1.00
MS Integration Params: LSCINT.P
Quant Time: Oct 12 12:46 2008 Quant Results File: temp.res

Method : C:\HPCHEM\1\METHODS\101108S3.M (RTE Integrator)
Title : GC-MS Semivolatiles SOP no. 506
Last Update : Sun Oct 12 12:46:17 2008
Response via : Multiple Level Calibration

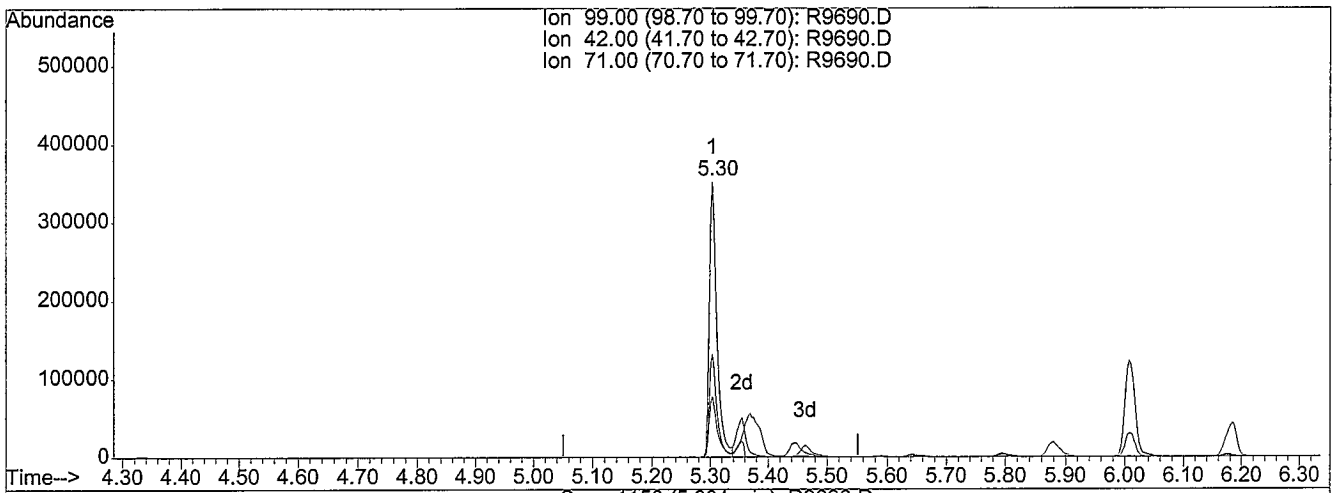

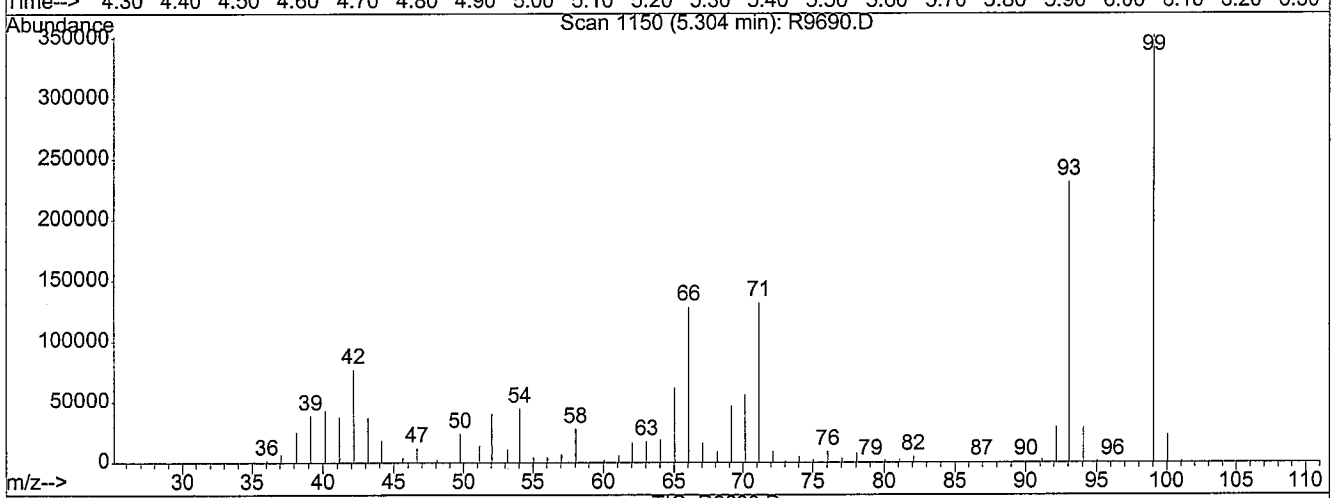

TIC: R9690.D

(8) Phenol-d5 (S)

5.30min 34.19ng/uL

response 316844

Ion	Exp%	Act%
99.00	100	100
42.00	21.70	24.73
71.00	35.50	38.03
0.00	0.00	0.00

Before

R9690.D 101108S3.M Sun Oct 12 12:47:08 2008

Quantitation Report (Qedit)

Data File : C:\HPCHEM\1\DATA\101108\R9690.D
Acq On : 11 Oct 2008 4:37 pm
Sample : ICALSVSTD040
Misc : ST081010-10
MS Integration Params: LSCINT.P
Quant Time: Oct 12 12:47 2008

Vial: 7
Operator: jk SOP 50
Inst : HPSV-3
Multiplr: 1.00
Quant Results File: temp.res

Method : C:\HPCHEM\1\METHODS\101108S3.M (RTE Integrator)
Title : GC-MS Semivolatiles SOP no. 506
Last Update : Sun Oct 12 12:46:17 2008
Response via : Multiple Level Calibration

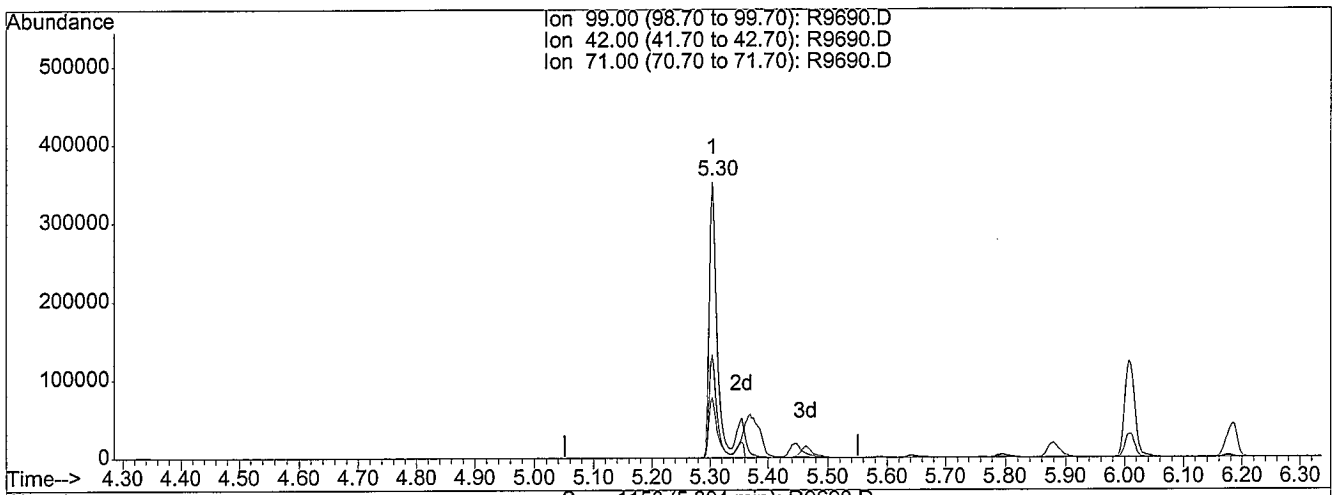

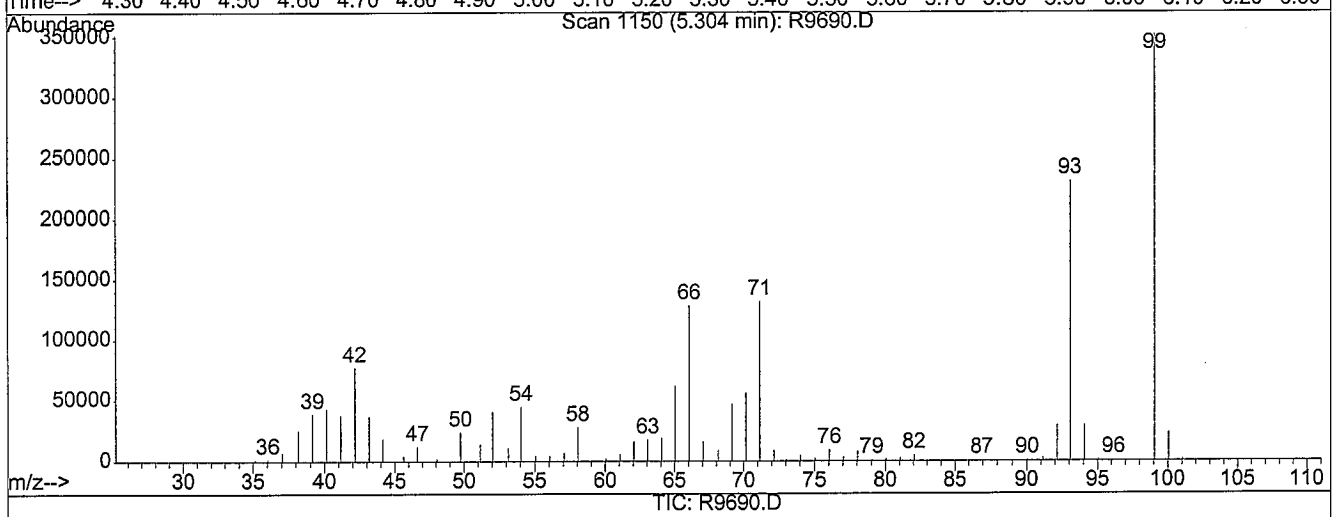

TIC: R9690.D

(8) Phenol-d5 (S)

5.30min 40.31ng/uL m

response 373482

Ion	Exp%	Act%
99.00	100	100
42.00	21.70	20.98
71.00	35.50	32.26
0.00	0.00	0.00

MANUAL RE-INTEGRATION

- ☐ missed peak assignment
- ☐ assigned incorrect name to peak
- ☐ over-integrated peak's area
- ☑ under-integrated peak's area
- ☐ other _____

initials JK *date* 10-12-08

R9690.D 101108S3.M Sun Oct 12 12:47:11 2008

Quantitation Report (Qedit)

Data File : C:\HPCHEM\1\DATA\101108\R9690.D
Acq On : 11 Oct 2008 4:37 pm
Sample : ICALSVSTD040
Misc : ST081010-10
MS Integration Params: LSCINT.P
Quant Time: Oct 12 12:47 2008

Vial: 7
Operator: jk SOP 50
Inst : HPSV-3
Multiplr: 1.00
Quant Results File: temp.res

Method : C:\HPCHEM\1\METHODS\101108S3.M (RTE Integrator)
Title : GC-MS Semivolatiles SOP no. 506
Last Update : Sun Oct 12 12:46:17 2008
Response via : Multiple Level Calibration

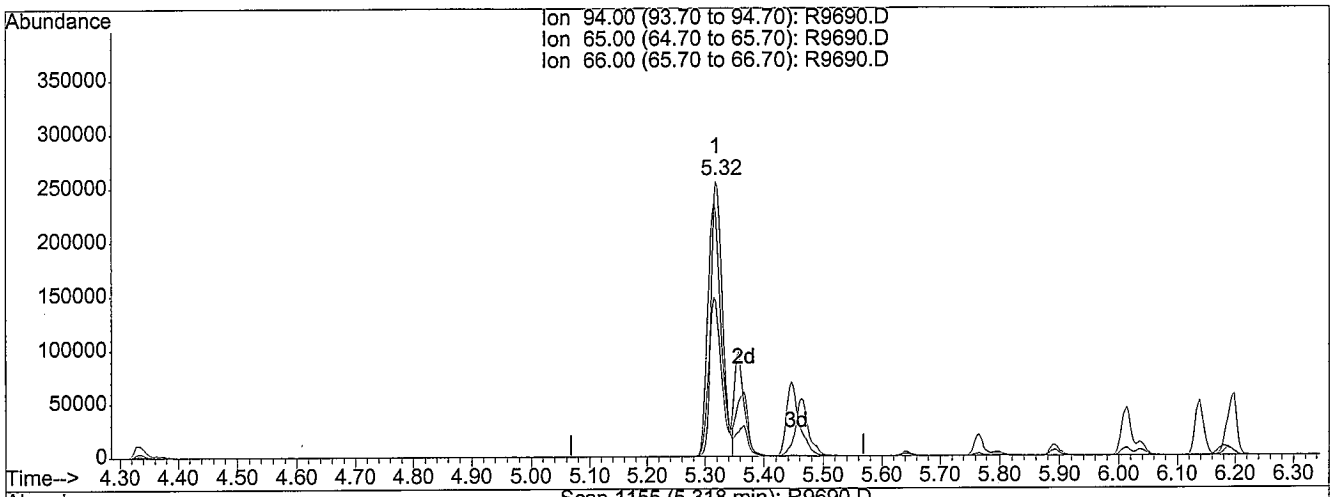

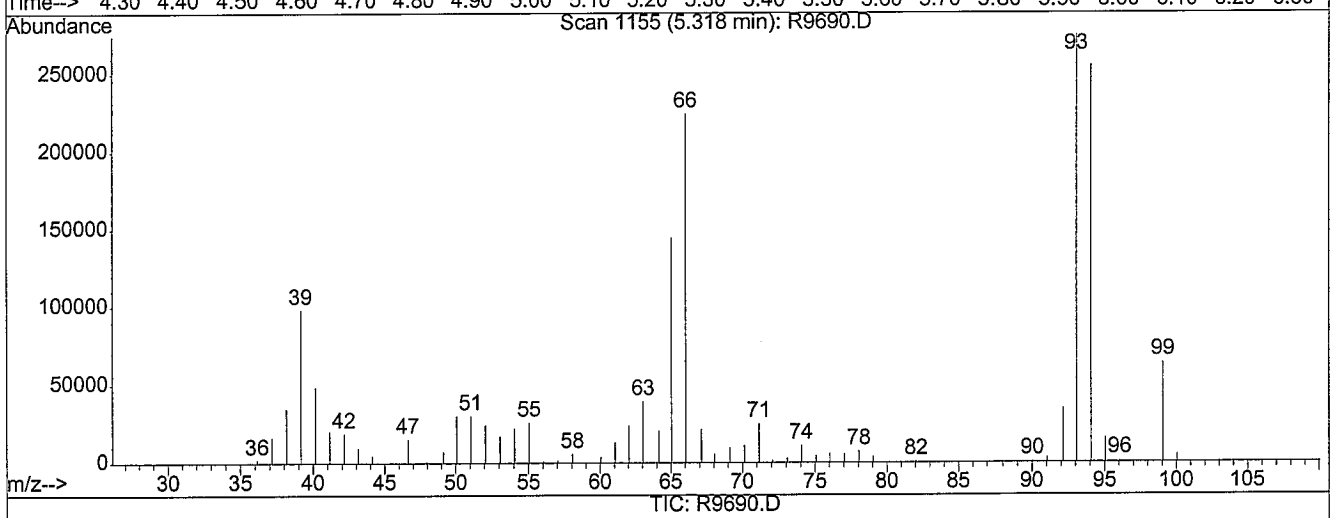

TIC: R9690.D

(9) Phenol (TMC)

5.32min 32.38ng/uL

response 347121

Ion	Exp%	Act%
94.00	100	100
65.00	53.80	64.35
66.00	93.00	118.00
0.00	0.00	0.00

Before

R9690.D 101108S3.M Sun Oct 12 12:47:14 2008

Quantitation Report (Qedit)

Data File : C:\HPCHEM\1\DATA\101108\R9690.D
Acq On : 11 Oct 2008 4:37 pm
Sample : ICALSVSTD040
Misc : ST081010-10
MS Integration Params: LSCINT.P
Quant Time: Oct 12 12:47 2008

Vial: 7
Operator: jk SOP 50
Inst : HPSV-3
Multiplr: 1.00
Quant Results File: temp.res

Method : C:\HPCHEM\1\METHODS\101108S3.M (RTE Integrator)
Title : GC-MS Semivolatiles SOP no. 506
Last Update : Sun Oct 12 12:46:17 2008
Response via : Multiple Level Calibration

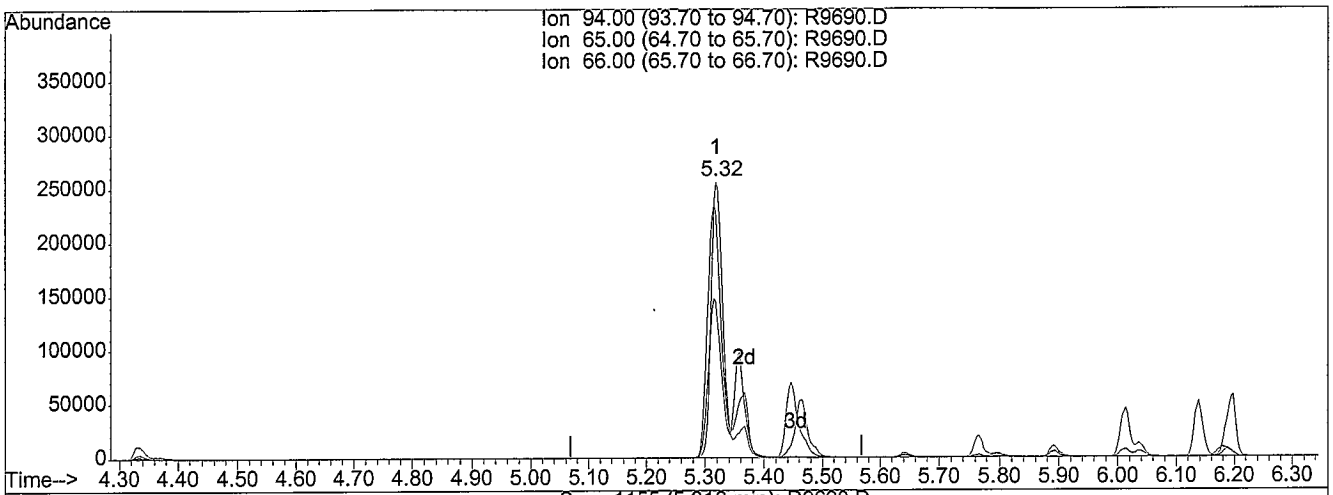

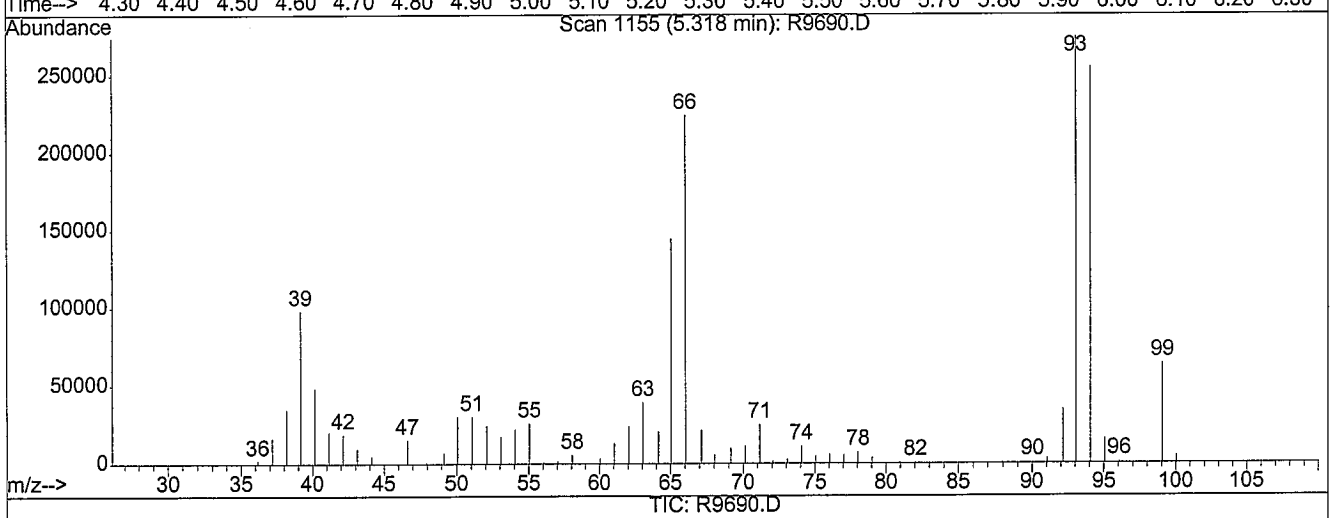

TIC: R9690.D

(9) Phenol (TMC)

5.32min 40.26ng/uL m

response 431590

Ion	Exp%	Act%
94.00	100	100
65.00	53.80	51.76
66.00	93.00	94.91
0.00	0.00	0.00

MANUAL RE-INTEGRATION

- ☐ missed peak assignment
- ☐ assigned incorrect name to peak
- ☐ over-integrated peak's area
- ☑ under-integrated peak's area
- ☐ other _____

initials JKL *date* 10-12-09

R9690.D 101108S3.M Sun Oct 12 12:47:18 2008

Quantitation Report

Data File : C:\HPCHEM\1\DATA\101108\R9690.D
Acq On : 11 Oct 2008 4:37 pm
Sample : ICALSVSTD040
Misc : ST081010-10
MS Integration Params: LSCINT.P
Quant Time: Oct 12 12:47 2008

Vial: 7
Operator: jk SOP 506
Inst : HPSV-3
Multiplr: 1.00
Quant Results File: 101108S3.RES

Method : C:\HPCHEM\1\METHODS\101108S3.M (RTE Integrator)
Title : GC-MS Semivolatiles SOP no. 506
Last Update : Sun Oct 12 12:46:17 2008
Response via : Initial Calibration



Quantitation Report (QT Reviewed)

Data File : C:\HPCHEM\1\DATA\101108\R9691.D Vial: 8
Acq On : 11 Oct 2008 5:01 pm Operator: jk SOP 506 Rev
Sample : ICALSVSTD080 Inst : HPSV-3
Misc : ST081010-11 Multiplr: 1.00
MS Integration Params: LSCINT.P
Quant Time: Oct 12 12:49 2008 Quant Results File: 101108S3.RES

Quant Method : C:\HPCHEM\1\METHODS\101108S3.M (RTE Integrator)
Title : GC-MS Semivolatiles SOP no. 506
Last Update : Sun Oct 12 12:48:21 2008
Response via : Initial Calibration
DataAcq Meth : 101108S3

Internal Standards	R.T.	QIon	Response	Conc	Units	Dev(Min)
1) 1,4-Dichlorobenzene-d4	5.64	152	184306	40.00	ng/uL	0.00
25) Naphthalene-d8	6.85	136	660851	40.00	ng/uL	0.00
42) Acenaphthene-d10	8.41	164	351891	40.00	ng/uL	0.00
69) Phenanthrene-d10	9.69	188	550275	40.00	ng/uL	0.00
80) Chrysene-d12	11.98	240	499273	40.00	ng/uL	0.00
91) Perylene-d12	13.46	264	407614	40.00	ng/uL	0.00
System Monitoring Compounds						
5) 2-Fluorophenol	4.33	112	551753	83.51	ng/uL	0.00
Spiked Amount 75.000	Range 21 - 100		Recovery = 111.35%#			
6) 2-Chlorophenol-d4	5.45	132	459445	77.04	ng/uL	0.00
Spiked Amount 75.000	Range 33 - 110		Recovery = 102.72%			
8) Phenol-d5	5.30	99	646155m	78.84	ng/uL	0.00
Spiked Amount 75.000	Range 15 - 104		Recovery = 105.12%#			
15) 1,2-Dichlorobenzene-d4	5.80	152	308847	75.12	ng/uL	0.00
Spiked Amount 50.000	Range 16 - 110		Recovery = 150.24%#			
26) Nitrobenzene-d5	6.18	82	522907	74.70	ng/uL	0.00
Spiked Amount 50.000	Range 34 - 111		Recovery = 149.40%#			
46) 2-Fluorobiphenyl	7.79	172	887057	74.45	ng/uL	0.00
Spiked Amount 50.000	Range 21 - 106		Recovery = 148.90%#			
68) 2,4,6-Tribromophenol	9.09	330	126753	83.39	ng/uL	0.00
Spiked Amount 75.000	Range 23 - 100		Recovery = 111.19%#			
83) p-Terphenyl-d14	11.02	244	946900	78.43	ng/uL	0.00
Spiked Amount 50.000	Range 33 - 111		Recovery = 156.86%#			

Target Compounds						Qvalue
2) 1,4-Dioxane	2.19	88	278745m	88.86	ng/uL	
3) Pyridine	2.66	79	695507m	79.79	ng/uL	
4) n-Nitrosodimethylamine	2.60	74	416954m	85.62	ng/uL	
7) Aniline	5.32	93	806798	74.73	ng/uL	99
9) Phenol	5.32	94	706512	75.19	ng/uL	99
10) Tetramethylurea	5.38	72	1006199	78.00	ng/uL	99
11) Bis(2-chloroethyl)ether	5.36	93	539503	74.59	ng/uL	99
12) 2-Chlorophenol	5.47	128	471523	75.38	ng/uL	99
13) 1,3-Dichlorobenzene	5.59	146	521969	74.91	ng/uL	100
14) 1,4-Dichlorobenzene	5.66	146	521092	75.48	ng/ul	99
16) 1,2-Dichlorobenzene	5.81	146	467651	74.22	ng/uL	99
17) Benzyl Alcohol	5.77	108	324622	79.08	ng/uL	99
18) Bis(2-chloroisopropyl)ethe	5.88	45	829490	64.42	ng/uL	97
19) 2-Methylphenol	5.89	107	363021	74.93	ng/uL	99
20) n-Nitroso-di-n-propylamine	6.02	70	348522	71.65	ng/uL	98
21) 3+4-Methylphenol	6.04	108	442180	75.31	ng/uL	99

(#) = qualifier out of range (m) = manual integration
R9691.D 101108S3.M Sun Oct 12 12:50:35 2008 JK 10-12-08 Page 1

Quantitation Report (QT Reviewed)

Data File : C:\HPCHEM\1\DATA\101108\R9691.D Vial: 8
Acq On : 11 Oct 2008 5:01 pm Operator: jk SOP 506 Rev
Sample : ICALSVSTD080 Inst : HPSV-3
Misc : ST081010-11 Multiplr: 1.00
MS Integration Params: LSCINT.P
Quant Time: Oct 12 12:49 2008 Quant Results File: 101108S3.RES

Quant Method : C:\HPCHEM\1\METHODS\101108S3.M (RTE Integrator)
Title : GC-MS Semivolatiles SOP no. 506
Last Update : Sun Oct 12 12:48:21 2008
Response via : Initial Calibration
DataAcq Meth : 101108S3

Compound	R.T.	QIon	Response	Conc Unit	Qvalue
22) N-Methylaniline	6.02	106	663339	73.36 ng/uL	100
23) Hexachloroethane	6.14	117	225530	76.84 ng/uL	99
24) N,N-Dimethylaniline	6.19	120	624028	74.49 ng/uL	97
27) Nitrobenzene	6.20	123	209695	73.46 ng/uL	96
28) Isophorone	6.41	82	961679	73.39 ng/uL	99
29) N-Ethylaniline	6.43	106	877415	73.27 ng/uL	99
30) 2-Nitrophenol	6.49	139	242825	79.82 ng/uL	99
31) 2,4-Dimethylphenol	6.52	107	477988	74.92 ng/uL	99
32) Bis(2-chloroethoxy)methane	6.59	93	600028	73.70 ng/uL	100
33) 2,4-Dichlorophenol	6.74	162	366525	78.10 ng/uL	100
34) Benzoic acid	6.64	105	281636	89.13 ng/uL	99
35) 1,2,4-Trichlorobenzene	6.79	180	380682	74.24 ng/uL	99
36) Naphthalene	6.87	128	1243508	74.09 ng/uL	100
37) 4-Chloroaniline	6.90	127	519982	77.39 ng/uL	99
38) Hexachlorobutadiene	6.96	225	220746	74.67 ng/uL	99
39) 4-Chloro-3-methylphenol	7.34	107	428735	79.74 ng/uL	98
40) 2-Methylnaphthalene	7.48	142	846129	75.64 ng/uL	100
41) 1-Methylnaphthalene	7.57	142	824352	74.35 ng/uL	100
43) Hexachlorocyclopentadiene	7.61	237	177917	98.78 ng/uL	99
44) 2,4,6-Trichlorophenol	7.73	196	241602	79.59 ng/uL	99
45) 2,4,5-Trichlorophenol	7.79	196	245073	79.78 ng/uL	98
47) 2-Chloronaphthalene	7.92	162	777651	75.64 ng/uL	99
48) 2-Nitroaniline	8.00	65	316916	78.36 ng/uL	99
49) 1,4-Dinitrobenzene	8.11	168	122607	86.32 ng/uL	98
50) Dimethylphthalate	8.13	163	833094	73.66 ng/uL	100
51) 1,3-Dinitrobenzene	8.18	168	137838	81.44 ng/uL	98
52) 2,6-Dinitrotoluene	8.20	165	195827	75.15 ng/uL	97
53) 1,2-Dinitrobenzene	8.26	168	95710	79.73 ng/uL	99
54) Acenaphthylene	8.29	152	1250927	74.45 ng/uL	100
55) 3-Nitroaniline	8.35	138	205778	82.07 ng/uL	99
56) Acenaphthene	8.44	154	768020	75.72 ng/uL	100
57) 2,4-Dinitrophenol	8.44	184	77149	95.18 ng/uL	74
58) 4-Nitrophenol	8.54	109	114742	84.36 ng/uL	98
59) Dibenzofuran	8.58	168	1036355	75.38 ng/uL	100
60) 2,4-Dinitrotoluene	8.55	165	260717	83.01 ng/uL	99
61) 2,3,5,6-Tetrachlorophenol	8.65	232	184257	82.77 ng/uL	99
62) 2,3,4,6-Tetrachlorophenol	8.68	232	209601	81.57 ng/uL	99
63) Diethylphthalate	8.72	149	863750	76.63 ng/uL	100
64) Fluorene	8.88	166	816780	73.85 ng/uL	100
65) 4-Chlorophenyl phenyl ethe	8.85	204	387972	75.95 ng/uL	99
66) 4-Nitroaniline	8.89	138	196560	87.05 ng/uL	99

(#) = qualifier out of range (m) = manual integration

Quantitation Report (QT Reviewed)

Data File : C:\HPCHEM\1\DATA\101108\R9691.D
Acq On : 11 Oct 2008 5:01 pm
Sample : ICALSVSTD080
Misc : ST081010-11
MS Integration Params: LSCINT.P
Quant Time: Oct 12 12:49 2008

Vial: 8
Operator: jk SOP 506 Rev
Inst : HPSV-3
Multiplr: 1.00
Quant Results File: 101108S3.RES

Quant Method : C:\HPCHEM\1\METHODS\101108S3.M (RTE Integrator)
Title : GC-MS Semivolatiles SOP no. 506
Last Update : Sun Oct 12 12:48:21 2008
Response via : Initial Calibration
DataAcq Meth : 101108S3

	Compound	R.T.	QIon	Response	Conc Unit	Qvalue
67)	Azobenzene	8.99	77	1002436	71.36 ng/uL	99
70)	4,6-Dinitro-2-methylphenol	8.90	198	130678	84.23 ng/uL	87
71)	n-Nitrosodiphenylamine	8.95	169	681189	72.49 ng/uL	100
72)	4-Bromophenyl phenyl ether	9.28	248	238996	73.47 ng/uL	98
73)	Hexachlorobenzene	9.35	284	264286	72.05 ng/uL	100
74)	Pentachlorophenol	9.52	266	131181	86.54 ng/uL	98
75)	Phenanthrene	9.72	178	1183237	74.13 ng/uL	99
76)	Anthracene	9.76	178	1207988	75.04 ng/uL	100
77)	Carbazole	9.88	167	1082128	76.47 ng/uL	100
78)	Di-n-butylphthalate	10.11	149	1571381	72.92 ng/uL	100
79)	Fluoranthene	10.74	202	1302739	76.17 ng/uL	100
81)	Benzidine	10.82	184	802743	90.80 ng/uL	100
82)	Pyrene	10.95	202	1361360	76.96 ng/uL	99
84)	Butylbenzylphthalate	11.40	149	677075	76.66 ng/uL	97
85)	Bis(2-ethylhexyl) adipate	11.42	129	529481	73.09 ng/uL	95
86)	Benzo[a]anthracene	11.97	228	1153201	76.81 ng/uL	100
87)	3,3'-Dichlorobenzidine	11.91	252	470026	85.52 ng/uL	98
88)	Chrysene	12.00	228	1089209	75.72 ng/uL	100
89)	Bis(2-ethylhexyl)phthalate	11.86	149	904531	76.19 ng/uL	99
90)	Di-n-octylphthalate	12.43	149	1382016	76.64 ng/uL	98
92)	Benzo[b]fluoranthene	13.01	252	1024157	78.76 ng/uL	100
93)	Benzo[k]fluoranthene	13.05	252	916339	76.89 ng/uL	99
94)	Benzo[a]pyrene	13.40	252	874732	77.38 ng/uL	100
95)	Indeno(1,2,3-c,d)pyrene	14.96	276	682186	76.33 ng/uL	99
96)	Dibenzo[a,h]anthracene	14.95	278	574589	78.27 ng/uL	100
97)	Benzo[g,h,i]perylene	15.42	276	551553	75.71 ng/uL	99

(#) = qualifier out of range (m) = manual integration

Quantitation Report (Qedit)

Data File : C:\HPCHEM\1\DATA\101108\R9691.D
Acq On : 11 Oct 2008 5:01 pm
Sample : ICALSVSTD080
Misc : ST081010-11
MS Integration Params: LSCINT.P
Quant Time: Oct 12 12:48 2008

Vial: 8
Operator: jk SOP 50
Inst : HPSV-3
Multiplr: 1.00
Quant Results File: temp.res

Method : C:\HPCHEM\1\METHODS\101108S3.M (RTE Integrator)
Title : GC-MS Semivolatiles SOP no. 506
Last Update : Sun Oct 12 12:48:21 2008
Response via : Multiple Level Calibration

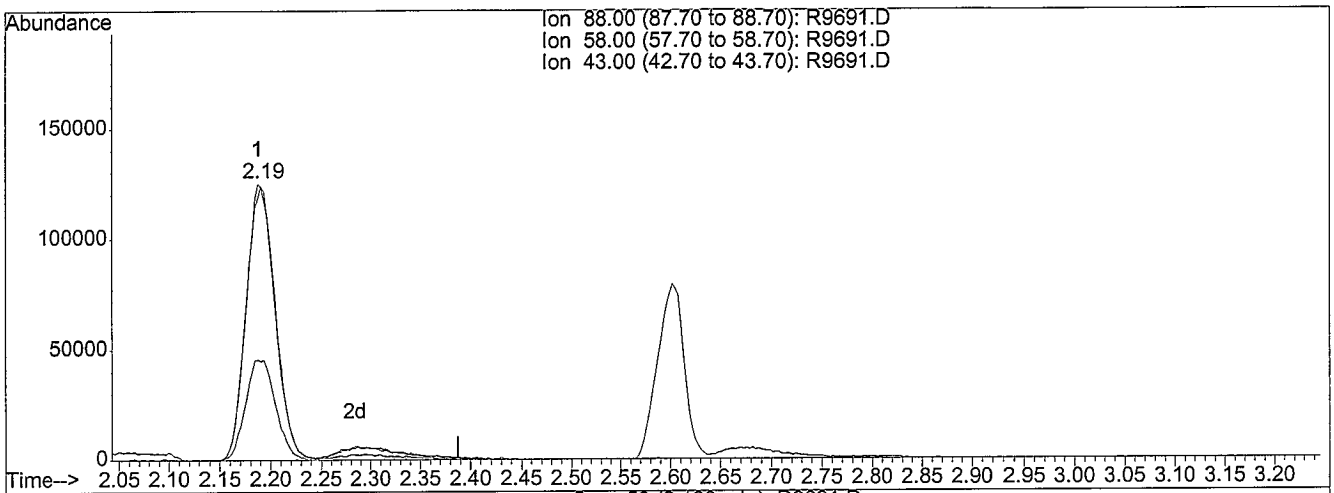

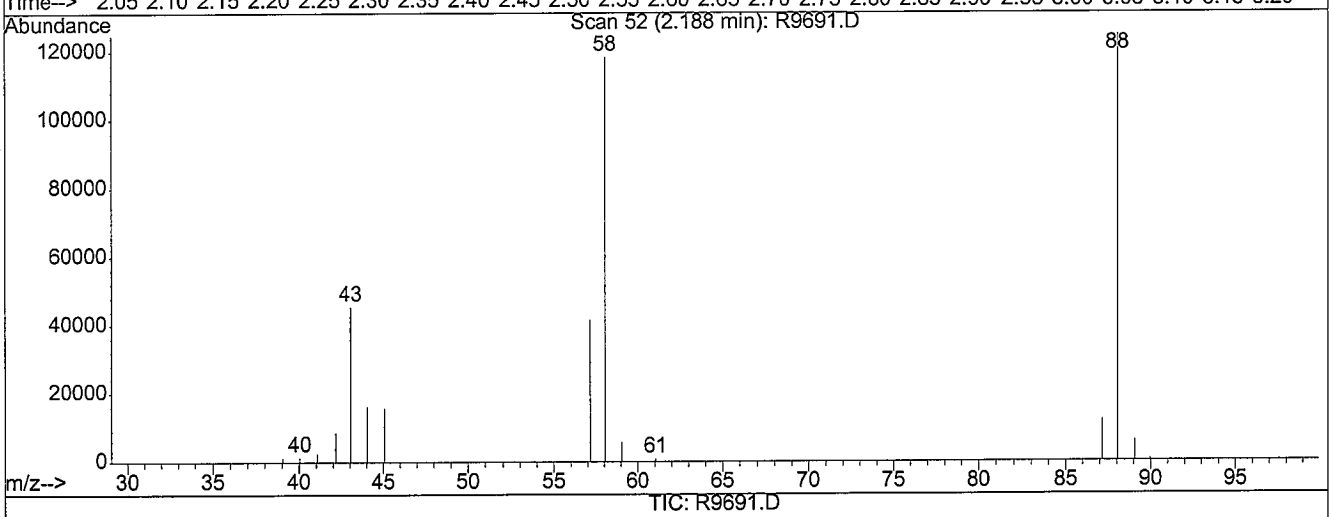

(2) 1,4-Dioxane (T)

2.19min 80.06ng/uL

response 251126

Ion	Exp%	Act%
88.00	100	100
58.00	90.70	97.45
43.00	34.50	37.47
0.00	0.00	0.00

before

R9691.D 101108S3.M Sun Oct 12 12:49:05 2008

Quantitation Report (Qedit)

Data File : C:\HPCHEM\1\DATA\101108\R9691.D
Acq On : 11 Oct 2008 5:01 pm
Sample : ICALSVSTD080
Misc : ST081010-11
MS Integration Params: LSCINT.P
Quant Time: Oct 12 12:49 2008

Vial: 8
Operator: jk SOP 50
Inst : HPSV-3
Multiplr: 1.00
Quant Results File: temp.res

Method : C:\HPCHEM\1\METHODS\101108S3.M (RTE Integrator)
Title : GC-MS Semivolatiles SOP no. 506
Last Update : Sun Oct 12 12:48:21 2008
Response via : Multiple Level Calibration

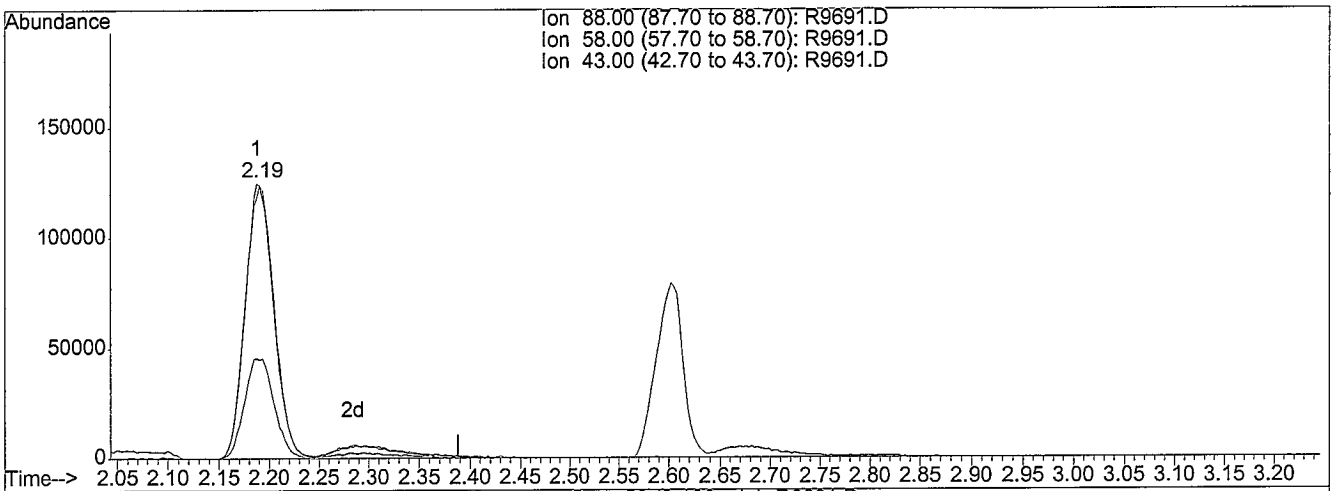

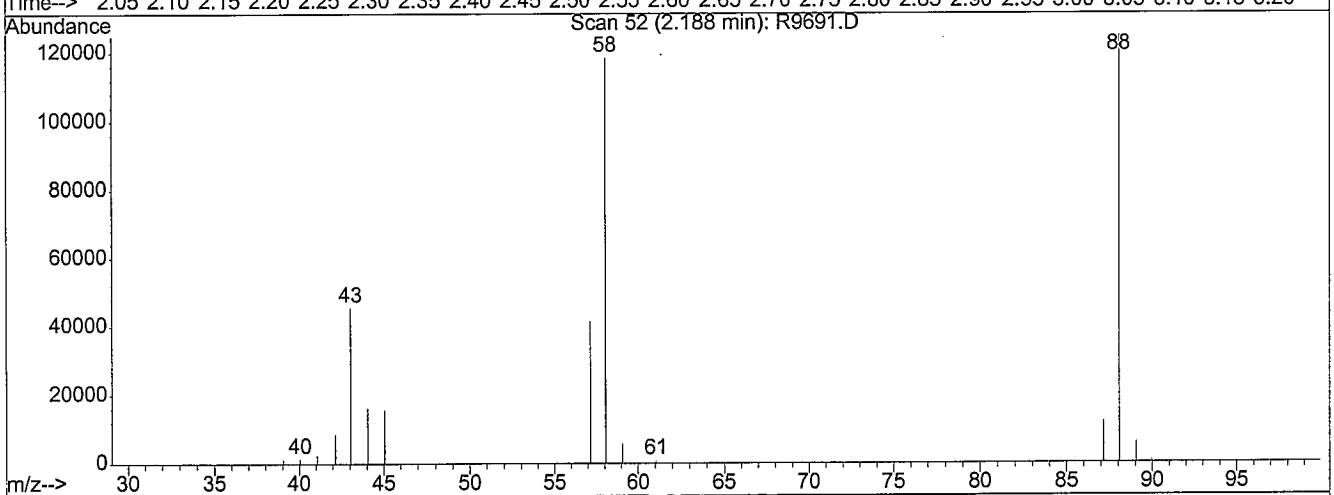

(2) 1,4-Dioxane (T)

2.19min 88.86ng/uL m

response 278745

Ion	Exp%	Act%
88.00	100	100
58.00	90.70	87.79
43.00	34.50	33.76
0.00	0.00	0.00

MANUAL RE-INTEGRATION

- ☐ missed peak assignment
- ☐ assigned incorrect name to peak
- ☐ over-integrated peak's area
- ☑ under-integrated peak's area
- ☐ other _____

initials JL *date* 10-12-08

R9691.D 101108S3.M Sun Oct 12 12:49:08 2008

Quantitation Report (Qedit)

Data File : C:\HPCHEM\1\DATA\101108\R9691.D
Acq On : 11 Oct 2008 5:01 pm
Sample : ICALSVSTD080
Misc : ST081010-11
MS Integration Params: LSCINT.P
Quant Time: Oct 12 12:49 2008

Vial: 8
Operator: jk SOP 50
Inst : HPSV-3
Multiplr: 1.00
Quant Results File: temp.res

Method : C:\HPCHEM\1\METHODS\101108S3.M (RTE Integrator)
Title : GC-MS Semivolatiles SOP no. 506
Last Update : Sun Oct 12 12:48:21 2008
Response via : Multiple Level Calibration

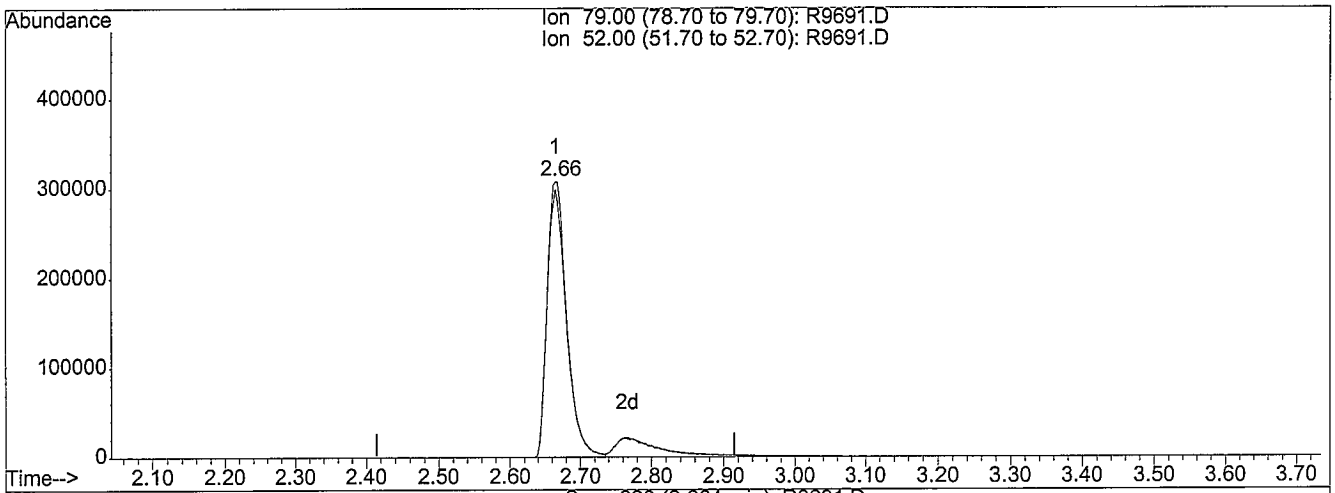

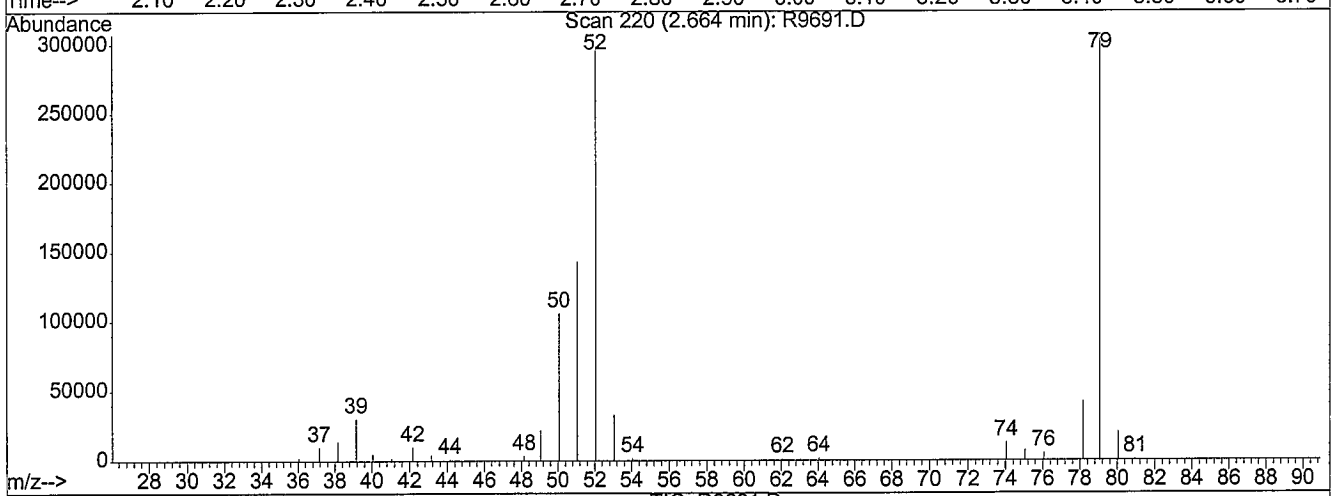

TIC: R9691.D

(3) Pyridine (T)

2.66min 68.45ng/uL

response 596722

Ion	Exp%	Act%
79.00	100	100
52.00	88.10	95.29
0.00	0.00	0.00
0.00	0.00	0.00

Before

R9691.D 101108S3.M Sun Oct 12 12:49:11 2008

Quantitation Report (Qedit)

Data File : C:\HPCHEM\1\DATA\101108\R9691.D
Acq On : 11 Oct 2008 5:01 pm
Sample : ICALSVSTD080
Misc : ST081010-11
MS Integration Params: LSCINT.P
Quant Time: Oct 12 12:49 2008

Vial: 8
Operator: jk SOP 50
Inst : HPSV-3
Multiplr: 1.00
Quant Results File: temp.res

Method : C:\HPCHEM\1\METHODS\101108S3.M (RTE Integrator)
Title : GC-MS Semivolatiles SOP no. 506
Last Update : Sun Oct 12 12:48:21 2008
Response via : Multiple Level Calibration

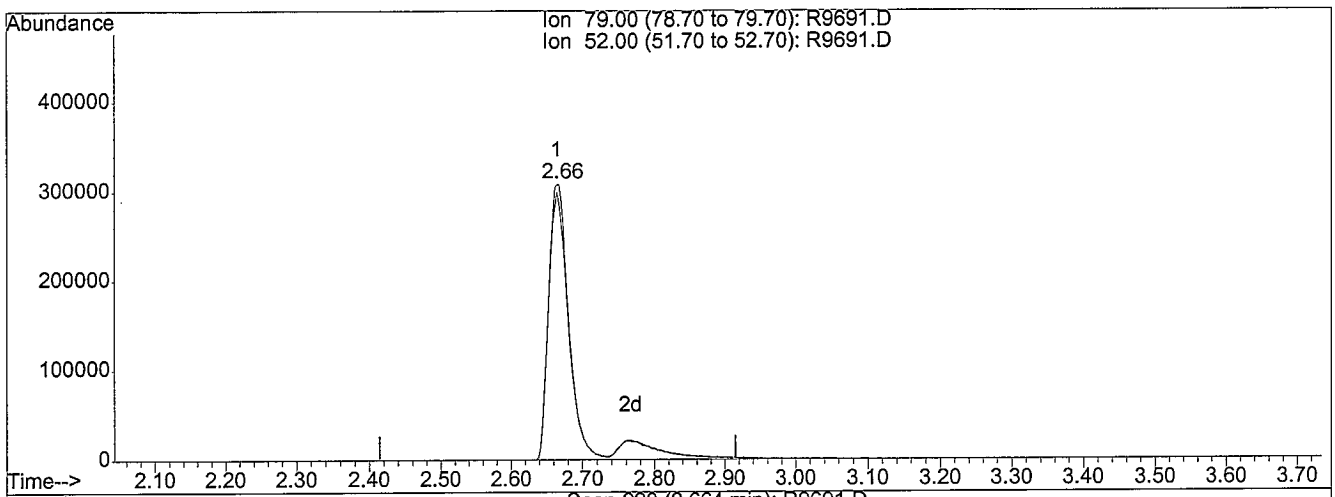

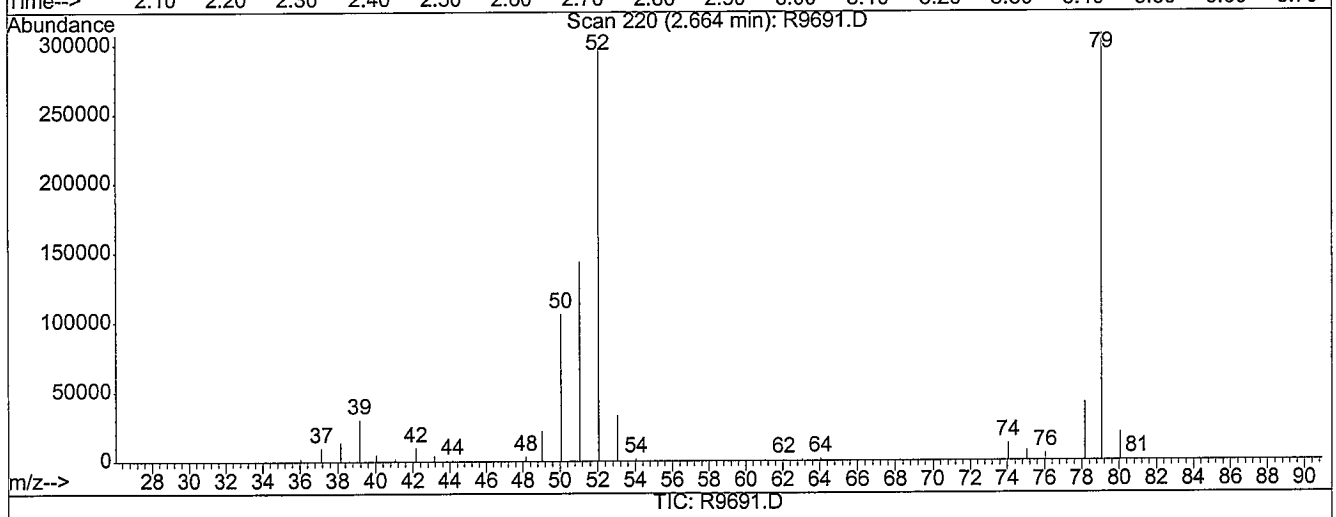

TIC: R9691.D

(3) Pyridine (T)

2.66min 79.79ng/uL m

response 695507

Ion	Exp%	Act%
79.00	100	100
52.00	88.10	81.75
0.00	0.00	0.00
0.00	0.00	0.00

MANUAL RE-INTEGRATION

- ☐ missed peak assignment
- ☐ assigned incorrect name to peak
- ☐ over-integrated peak's area
- ☑ under-integrated peak's area
- ☐ other _____

initials ___ *date* 10-12-08

R9691.D 101108S3.M Sun Oct 12 12:49:14 2008

Quantitation Report (Qedit)

Data File : C:\HPCHEM\1\DATA\101108\R9691.D
Acq On : 11 Oct 2008 5:01 pm
Sample : ICALSVSTD080
Misc : ST081010-11
MS Integration Params: LSCINT.P
Quant Time: Oct 12 12:49 2008

Vial: 8
Operator: jk SOP 50
Inst : HPSV-3
Multiplr: 1.00
Quant Results File: temp.res

Method : C:\HPCHEM\1\METHODS\101108S3.M (RTE Integrator)
Title : GC-MS Semivolatiles SOP no. 506
Last Update : Sun Oct 12 12:48:21 2008
Response via : Multiple Level Calibration

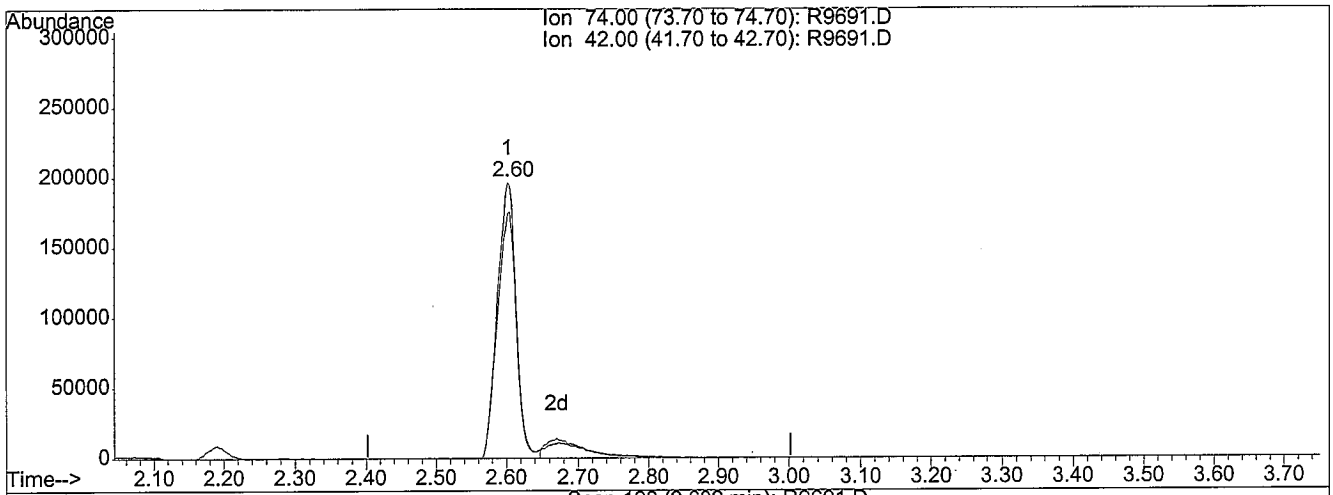

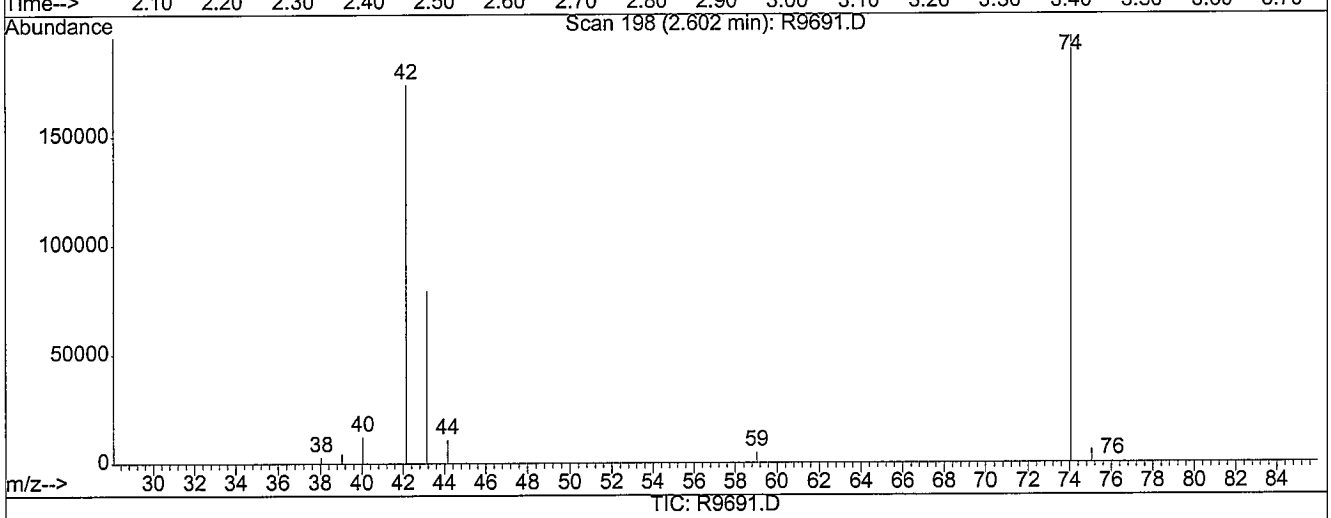

TIC: R9691.D

(4) n-Nitrosodimethylamine (T)

2.60min 74.61ng/uL

response 363353

Ion	Exp%	Act%
74.00	100	100
42.00	88.40	102.30
0.00	0.00	0.00
0.00	0.00	0.00

Before

R9691.D 101108S3.M Sun Oct 12 12:49:17 2008

Quantitation Report (Qedit)

Data File : C:\HPCHEM\1\DATA\101108\R9691.D
Acq On : 11 Oct 2008 5:01 pm
Sample : ICALSVSTD080
Misc : ST081010-11
MS Integration Params: LSCINT.P
Quant Time: Oct 12 12:49 2008

Vial: 8
Operator: jk SOP 50
Inst : HPSV-3
Multiplr: 1.00
Quant Results File: temp.res

Method : C:\HPCHEM\1\METHODS\101108S3.M (RTE Integrator)
Title : GC-MS Semivolatiles SOP no. 506
Last Update : Sun Oct 12 12:48:21 2008
Response via : Multiple Level Calibration

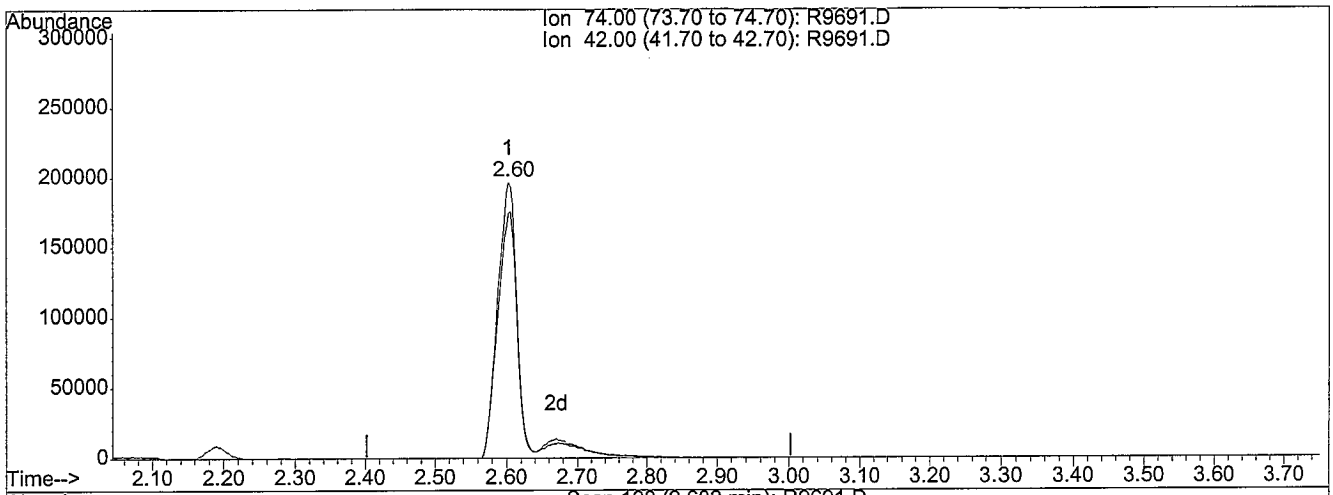

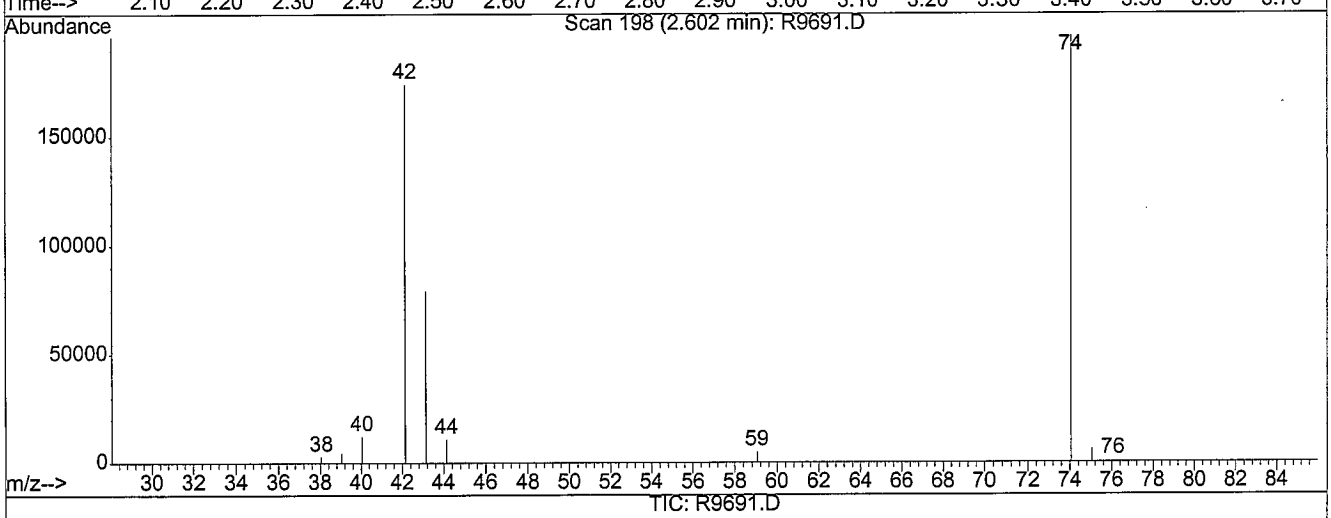

TIC: R9691.D

(4) n-Nitrosodimethylamine (T)

2.60min 85.62ng/uL m

response 416954

Ion	Exp%	Act%
74.00	100	100
42.00	88.40	89.15
0.00	0.00	0.00
0.00	0.00	0.00

MANUAL RE-INTEGRATION

- ☐ missed peak assignment
- ☐ assigned incorrect name to peak
- ☐ over-integrated peak's area
- ☑ under-integrated peak's area
- ☐ other _____

initials JK *date* 10-12-08

R9691.D 101108S3.M Sun Oct 12 12:49:20 2008

Quantitation Report (Qedit)

Data File : C:\HPCHEM\1\DATA\101108\R9691.D
Acq On : 11 Oct 2008 5:01 pm
Sample : ICALSVSTD080
Misc : ST081010-11
MS Integration Params: LSCINT.P
Quant Time: Oct 12 12:49 2008

Vial: 8
Operator: jk SOP 50
Inst : HPSV-3
Multiplr: 1.00
Quant Results File: temp.res

Method : C:\HPCHEM\1\METHODS\101108S3.M (RTE Integrator)
Title : GC-MS Semivolatiles SOP no. 506
Last Update : Sun Oct 12 12:48:21 2008
Response via : Multiple Level Calibration

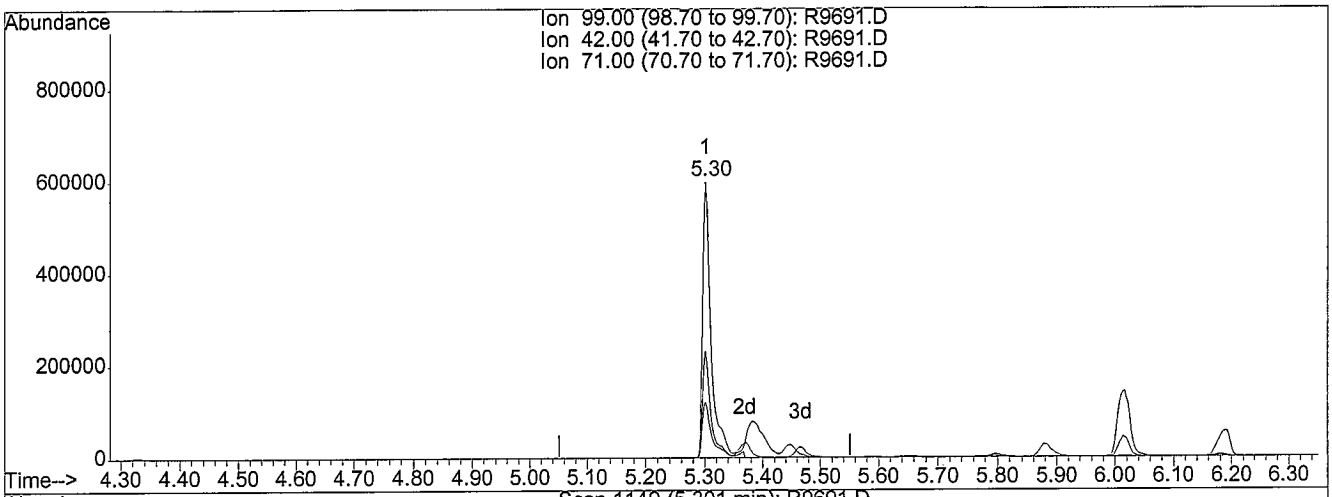

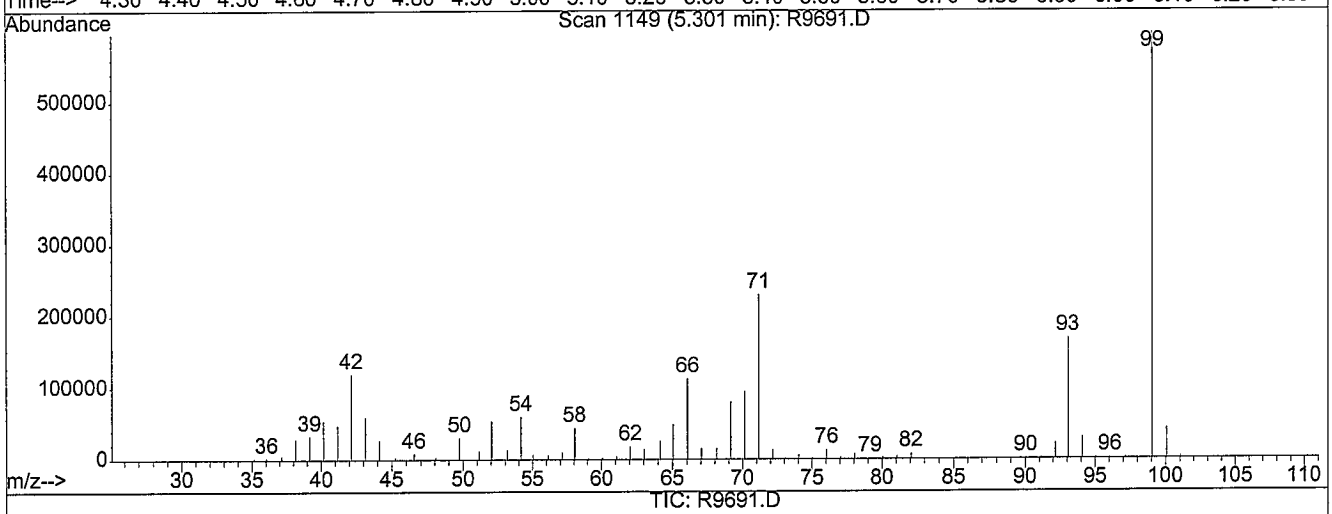

TIC: R9691.D

(8) Phenol-d5 (S)

5.30min 73.30ng/uL

response 600693

Ion	Exp%	Act%
99.00	100	100
42.00	21.70	22.65
71.00	35.50	38.10
0.00	0.00	0.00

Before

R9691.D 101108S3.M Sun Oct 12 12:49:30 2008

Quantitation Report (Qedit)

Data File : C:\HPCHEM\1\DATA\101108\R9691.D
Acq On : 11 Oct 2008 5:01 pm
Sample : ICALSVSTD080
Misc : ST081010-11
MS Integration Params: LSCINT.P
Quant Time: Oct 12 12:49 2008

Vial: 8
Operator: jk SOP 50
Inst : HPSV-3
Multiplr: 1.00
Quant Results File: temp.res

Method : C:\HPCHEM\1\METHODS\101108S3.M (RTE Integrator)
Title : GC-MS Semivolatiles SOP no. 506
Last Update : Sun Oct 12 12:48:21 2008
Response via : Multiple Level Calibration

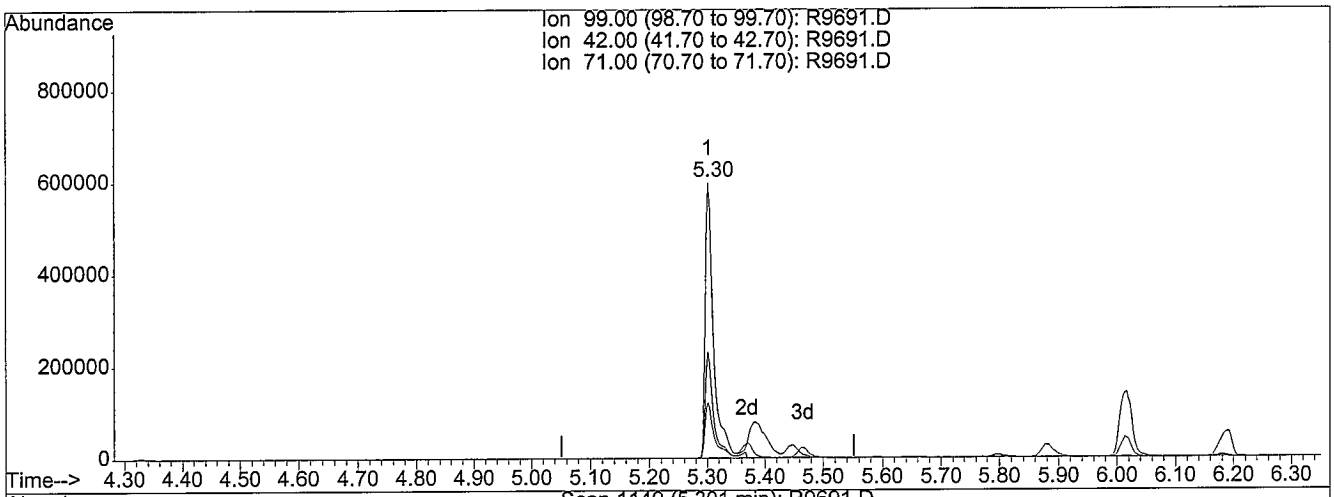

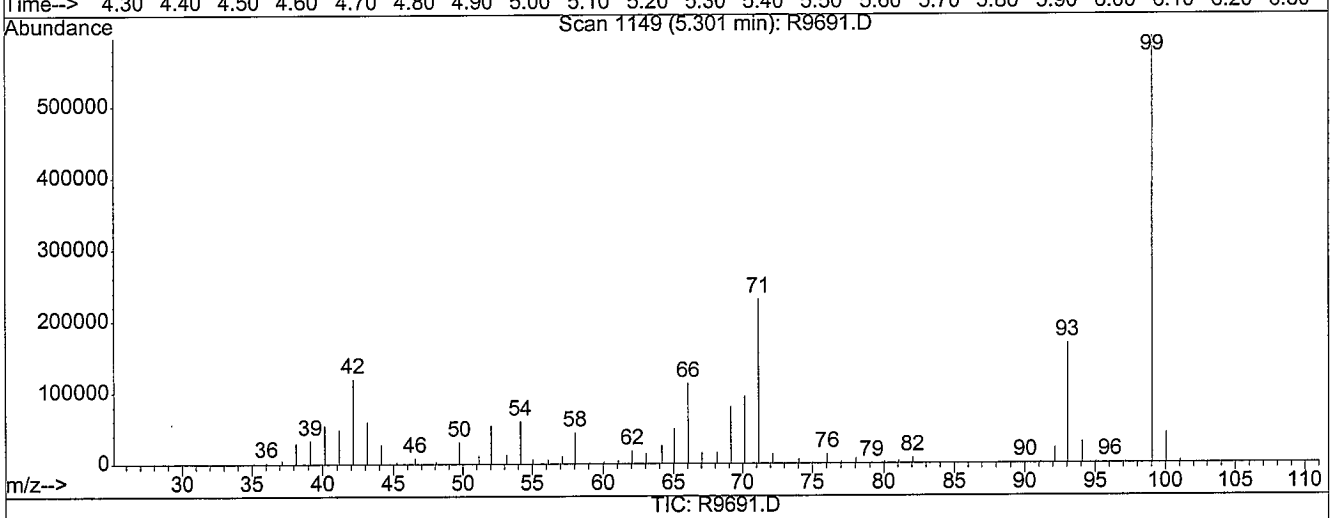

TIC: R9691.D

(8) Phenol-d5 (S)

5.30min 78.84ng/uL m

response 646155

Ion	Exp%	Act%
99.00	100	100
42.00	21.70	21.06
71.00	35.50	35.42
0.00	0.00	0.00

MANUAL RE-INTEGRATION

- ☐ missed peak assignment
- ☐ assigned incorrect name to peak
- ☐ over-integrated peak's area
- ☑ under-integrated peak's area
- ☐ other _____

initials JK *date* 10-12-08

R9691.D 101108S3.M Sun Oct 12 12:49:34 2008

Quantitation Report

Data File : C:\HPCHEM\1\DATA\101108\R9691.D
Acq On : 11 Oct 2008 5:01 pm
Sample : ICALSVSTD080
Misc : ST081010-11
MS Integration Params: LSCINT.P
Quant Time: Oct 12 12:49 2008

Vial: 8
Operator: jk SOP 506
Inst : HPSV-3
Multiplr: 1.00
Quant Results File: 101108S3.RES

Method : C:\HPCHEM\1\METHODS\101108S3.M (RTE Integrator)
Title : GC-MS Semivolatiles SOP no. 506
Last Update : Sun Oct 12 12:48:21 2008
Response via : Initial Calibration



Quantitation Report (QT Reviewed)

Data File : C:\HPCHEM\1\DATA\101108\R9692.D Vial: 9
Acq On : 11 Oct 2008 5:24 pm Operator: jk SOP 506 Rev
Sample : ICALSVSTD100 Inst : HPSV-3
Misc : ST081010-12 Multiplr: 1.00
MS Integration Params: LSCINT.P
Quant Time: Oct 12 12:53 2008 Quant Results File: 101108S3.RES

Quant Method : C:\HPCHEM\1\METHODS\101108S3.M (RTE Integrator)
Title : GC-MS Semivolatiles SOP no. 506
Last Update : Sun Oct 12 12:50:56 2008
Response via : Initial Calibration
DataAcq Meth : 101108S3

Internal Standards	R.T.	QIon	Response	Conc	Units	Dev(Min)
1) 1,4-Dichlorobenzene-d4	5.64	152	177204	40.00	ng/uL	0.00
25) Naphthalene-d8	6.85	136	635773	40.00	ng/uL	0.00
42) Acenaphthene-d10	8.41	164	338201	40.00	ng/uL	0.00
69) Phenanthrene-d10	9.69	188	540877	40.00	ng/uL	0.00
80) Chrysene-d12	11.98	240	488425	40.00	ng/uL	0.00
91) Perylene-d12	13.46	264	361498	40.00	ng/uL	0.00
System Monitoring Compounds						
5) 2-Fluorophenol	4.32	112	657301	102.96	ng/uL	0.00
Spiked Amount 75.000	Range 21 - 100		Recovery = 137.28%#			
6) 2-Chlorophenol-d4	5.45	132	547256	96.07	ng/uL	0.00
Spiked Amount 75.000	Range 33 - 110		Recovery = 128.09%#			
8) Phenol-d5	5.30	99	758590	96.76	ng/uL	0.00
Spiked Amount 75.000	Range 15 - 104		Recovery = 129.01%#			
15) 1,2-Dichlorobenzene-d4	5.80	152	366179	93.62	ng/uL	0.00
Spiked Amount 50.000	Range 16 - 110		Recovery = 187.24%#			
26) Nitrobenzene-d5	6.18	82	603793	91.01	ng/uL	0.00
Spiked Amount 50.000	Range 34 - 111		Recovery = 182.02%#			
46) 2-Fluorobiphenyl	7.79	172	1051186	92.88	ng/uL	0.00
Spiked Amount 50.000	Range 21 - 106		Recovery = 185.76%#			
68) 2,4,6-Tribromophenol	9.09	330	155065	105.07	ng/uL	0.00
Spiked Amount 75.000	Range 23 - 100		Recovery = 140.09%#			
83) p-Terphenyl-d14	11.02	244	1167917	99.04	ng/uL	0.00
Spiked Amount 50.000	Range 33 - 111		Recovery = 198.08%#			

Target Compounds						Qvalue
2) 1,4-Dioxane	2.19	88	337376m	110.29	ng/uL	
3) Pyridine	2.66	79	847578m	100.96	ng/uL	
4) n-Nitrosodimethylamine	2.61	74	505080m	106.82	ng/uL	
7) Aniline	5.31	93	1020691	98.57	ng/uL	95
9) Phenol	5.31	94	839810	93.90	ng/uL	100
10) Tetramethylurea	5.39	72	1181184	95.89	ng/uL	99
11) Bis(2-chloroethyl)ether	5.36	93	627973m	92.08	ng/uL	
12) 2-Chlorophenol	5.46	128	569651	95.43	ng/uL	98
13) 1,3-Dichlorobenzene	5.59	146	637121	95.77	ng/uL	100
14) 1,4-Dichlorobenzene	5.66	146	635717	96.35	ng/ul	99
16) 1,2-Dichlorobenzene	5.81	146	565569	94.26	ng/uL	99
17) Benzyl Alcohol	5.77	108	390152	99.02	ng/uL	99
18) Bis(2-chloroisopropyl)ethe	5.88	45	952065	79.53	ng/uL	95
19) 2-Methylphenol	5.89	107	434092	94.10	ng/uL	99
20) n-Nitroso-di-n-propylamine	6.02	70	417582	90.68	ng/uL	96
21) 3+4-Methylphenol	6.04	108	531157m	95.09	ng/uL	

(#) = qualifier out of range (m) = manual integration
R9692.D 101108S3.M Sun Oct 12 12:53:44 2008 JC 10-12-09 Page 1

Quantitation Report (QT Reviewed)

Data File : C:\HPCHEM\1\DATA\101108\R9692.D
Acq On : 11 Oct 2008 5:24 pm
Sample : ICALSVSTD100
Misc : ST081010-12
MS Integration Params: LSCINT.P
Quant Time: Oct 12 12:53 2008

Vial: 9
Operator: jk SOP 506 Rev
Inst : HPSV-3
Multiplr: 1.00
Quant Results File: 101108S3.RES

Quant Method : C:\HPCHEM\1\METHODS\101108S3.M (RTE Integrator)
Title : GC-MS Semivolatiles SOP no. 506
Last Update : Sun Oct 12 12:50:56 2008
Response via : Initial Calibration
DataAcq Meth : 101108S3

Compound	R.T.	QIon	Response	Conc	Unit	Qvalue
22) N-Methylaniline	6.02	106	793017	92.38	ng/uL	97
23) Hexachloroethane	6.14	117	274548	97.67	ng/uL	99
24) N,N-Dimethylaniline	6.19	120	740946	93.05	ng/uL	96
27) Nitrobenzene	6.21	123	250286	92.31	ng/uL	94
28) Isophorone	6.42	82	1161766	93.20	ng/uL	99
29) N-Ethylaniline	6.43	106	1038664	91.45	ng/uL	99
30) 2-Nitrophenol	6.50	139	295142	100.73	ng/uL	100
31) 2,4-Dimethylphenol	6.52	107	582683	95.62	ng/uL	97
32) Bis(2-chloroethoxy)methane	6.59	93	718345	92.81	ng/uL	100
33) 2,4-Dichlorophenol	6.74	162	443928	98.56	ng/uL	100
34) Benzoic acid	6.65	105	343518	110.14	ng/uL	97
35) 1,2,4-Trichlorobenzene	6.79	180	464654	94.98	ng/uL	99
36) Naphthalene	6.87	128	1505607	94.15	ng/uL	99
37) 4-Chloroaniline	6.90	127	619896	96.46	ng/uL	99
38) Hexachlorobutadiene	6.96	225	270423	95.76	ng/uL	100
39) 4-Chloro-3-methylphenol	7.34	107	517942	100.12	ng/uL	99
40) 2-Methylnaphthalene	7.49	142	1026700	96.03	ng/uL	99
41) 1-Methylnaphthalene	7.58	142	1001475	94.71	ng/uL	100
43) Hexachlorocyclopentadiene	7.61	237	231695	127.67	ng/uL	100
44) 2,4,6-Trichlorophenol	7.73	196	291309	99.87	ng/uL	99
45) 2,4,5-Trichlorophenol	7.79	196	298011	100.81	ng/uL	98
47) 2-Chloronaphthalene	7.92	162	944049	96.15	ng/uL	99
48) 2-Nitroaniline	8.00	65	380160	98.11	ng/uL	98
49) 1,4-Dinitrobenzene	8.11	168	151833	109.47	ng/uL	97
50) Dimethylphthalate	8.13	163	1012670m	94.47	ng/uL	
51) 1,3-Dinitrobenzene	8.18	168	161281	99.27	ng/uL	95
52) 2,6-Dinitrotoluene	8.20	165	230056	92.94	ng/uL	95
53) 1,2-Dinitrobenzene	8.26	168	113466	98.58	ng/uL	97
54) Acenaphthylene	8.29	152	1524908	95.19	ng/uL	99
55) 3-Nitroaniline	8.36	138	254250	104.68	ng/uL	97
56) Acenaphthene	8.44	154	943677	97.25	ng/uL	99
57) 2,4-Dinitrophenol	8.45	184	99296	120.82	ng/uL	64
58) 4-Nitrophenol	8.54	109	140300	105.77	ng/uL	92
59) Dibenzofuran	8.58	168	1239662	94.66	ng/uL	97
60) 2,4-Dinitrotoluene	8.55	165	312188	102.92	ng/uL	99
61) 2,3,5,6-Tetrachlorophenol	8.65	232	227810	105.33	ng/uL	99
62) 2,3,4,6-Tetrachlorophenol	8.69	232	242360	98.44	ng/uL	97
63) Diethylphthalate	8.72	149	1012174	94.32	ng/uL	100
64) Fluorene	8.88	166	989895	94.05	ng/uL	99
65) 4-Chlorophenyl phenyl ethe	8.85	204	464929	95.42	ng/uL	97
66) 4-Nitroaniline	8.89	138	234476	106.82	ng/uL	97

(#) = qualifier out of range (m) = manual integration

Quantitation Report (QT Reviewed)

Data File : C:\HPCHEM\1\DATA\101108\R9692.D
Acq On : 11 Oct 2008 5:24 pm
Sample : ICALSVSTD100
Misc : ST081010-12
MS Integration Params: LSCINT.P
Quant Time: Oct 12 12:53 2008

Vial: 9
Operator: jk SOP 506 Rev
Inst : HPSV-3
Multiplr: 1.00
Quant Results File: 101108S3.RES

Quant Method : C:\HPCHEM\1\METHODS\101108S3.M (RTE Integrator)
Title : GC-MS Semivolatiles SOP no. 506
Last Update : Sun Oct 12 12:50:56 2008
Response via : Initial Calibration
DataAcq Meth : 101108S3

	Compound	R.T.	QIon	Response	Conc Unit	Qvalue
67)	Azobenzene	8.99	77	1171872	88.47 ng/uL	97
70)	4,6-Dinitro-2-methylphenol	8.91	198	163093	105.48 ng/uL	98
71)	n-Nitrosodiphenylamine	8.95	169	830131	91.19 ng/uL	99
72)	4-Bromophenyl phenyl ether	9.28	248	290659	92.10 ng/uL	97
73)	Hexachlorobenzene	9.36	284	324035	91.20 ng/uL	99
74)	Pentachlorophenol	9.52	266	167106	109.49 ng/uL	99
75)	Phenanthrene	9.72	178	1462836	94.14 ng/uL	100
76)	Anthracene	9.76	178	1473672	94.06 ng/uL	100
77)	Carbazole	9.89	167	1340462	96.87 ng/uL	100
78)	Di-n-butylphthalate	10.11	149	1896386	90.89 ng/uL	100
79)	Fluoranthene	10.74	202	1613311	96.52 ng/uL	100
81)	Benzidine	10.82	184	1029473	115.89 ng/uL	100
82)	Pyrene	10.95	202	1684530	97.72 ng/uL	100
84)	Butylbenzylphthalate	11.41	149	821440	95.75 ng/uL	96
85)	Bis(2-ethylhexyl) adipate	11.42	129	637098	91.21 ng/uL	90
86)	Benzo[a]anthracene	11.97	228	1417285	96.99 ng/uL	100
87)	3,3'-Dichlorobenzidine	11.91	252	567155	104.67 ng/uL	98
88)	Chrysene	12.01	228	1341933	96.00 ng/uL	99
89)	Bis(2-ethylhexyl)phthalate	11.86	149	1100499	95.47 ng/uL	99
90)	Di-n-octylphthalate	12.43	149	1609840	92.41 ng/uL	96
92)	Benzo[b]fluoranthene	13.01	252	1133643m	98.54 ng/uL	
93)	Benzo[k]fluoranthene	13.05	252	1060734m	100.34 ng/uL	
94)	Benzo[a]pyrene	13.40	252	973237	97.48 ng/uL	99
95)	Indeno(1,2,3-c,d)pyrene	14.96	276	769226	97.46 ng/uL	99
96)	Dibenzo[a,h]anthracene	14.96	278	652862	100.24 ng/uL	99
97)	Benzo[g,h,i]perylene	15.42	276	615132	95.87 ng/uL	99

(#) = qualifier out of range (m) = manual integration

Quantitation Report (Qedit)

Data File : C:\HPCHEM\1\DATA\101108\R9692.D
Acq On : 11 Oct 2008 5:24 pm
Sample : ICALSVSTD100
Misc : ST081010-12
MS Integration Params: LSCINT.P
Quant Time: Oct 12 12:51 2008

Vial: 9
Operator: jk SOP 50
Inst : HPSV-3
Multiplr: 1.00
Quant Results File: temp.res

Method : C:\HPCHEM\1\METHODS\101108S3.M (RTE Integrator)
Title : GC-MS Semivolatiles SOP no. 506
Last Update : Sun Oct 12 12:50:56 2008
Response via : Multiple Level Calibration

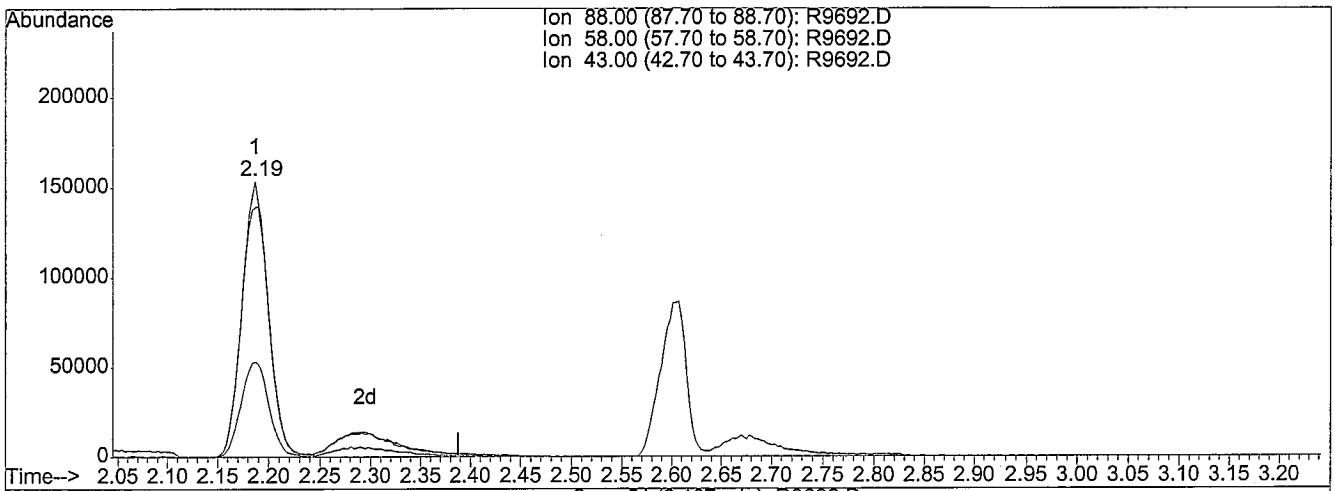

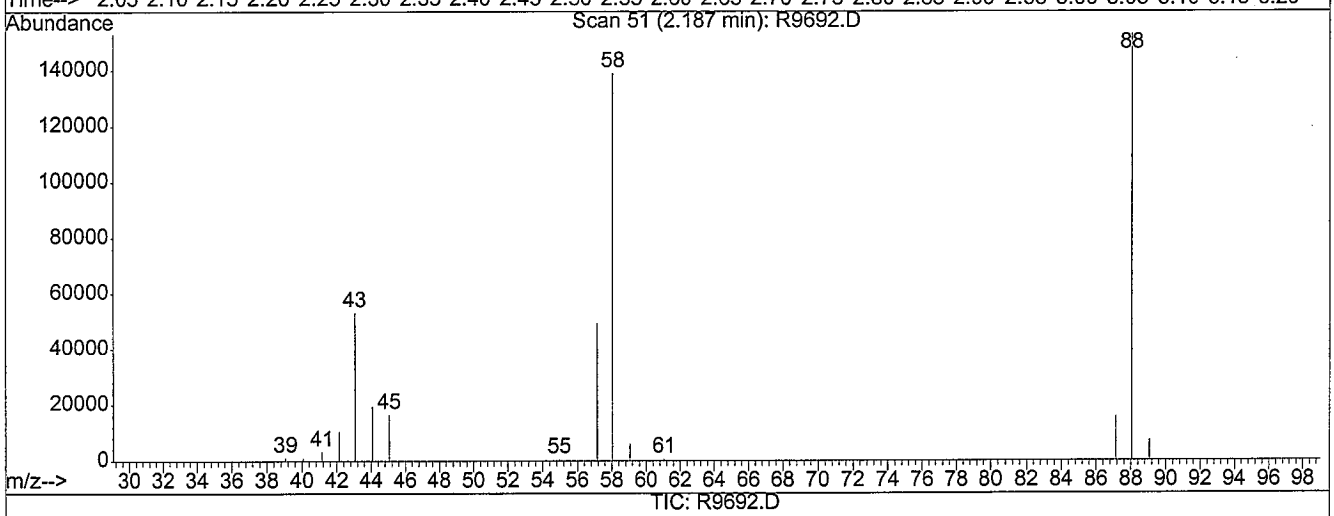

TIC: R9692.D

(2) 1,4-Dioxane (T)

2.19min 89.30ng/uL

response 273159

Ion	Exp%	Act%
88.00	100	100
58.00	90.70	96.50
43.00	34.50	36.74
0.00	0.00	0.00

Before

R9692.D 101108S3.M Sun Oct 12 12:51:30 2008

Quantitation Report (Qedit)

Data File : C:\HPCHEM\1\DATA\101108\R9692.D
Acq On : 11 Oct 2008 5:24 pm
Sample : ICALSVSTD100
Misc : ST081010-12
MS Integration Params: LSCINT.P
Quant Time: Oct 12 12:51 2008

Vial: 9
Operator: jk SOP 50
Inst : HPSV-3
Multiplr: 1.00
Quant Results File: temp.res

Method : C:\HPCHEM\1\METHODS\101108S3.M (RTE Integrator)
Title : GC-MS Semivolatiles SOP no. 506
Last Update : Sun Oct 12 12:50:56 2008
Response via : Multiple Level Calibration

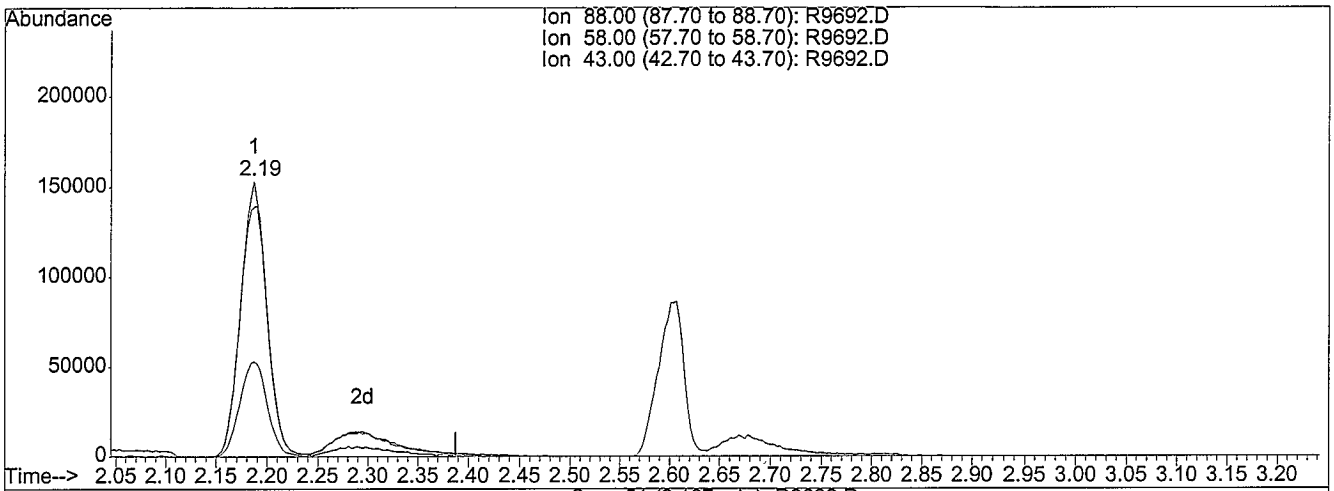

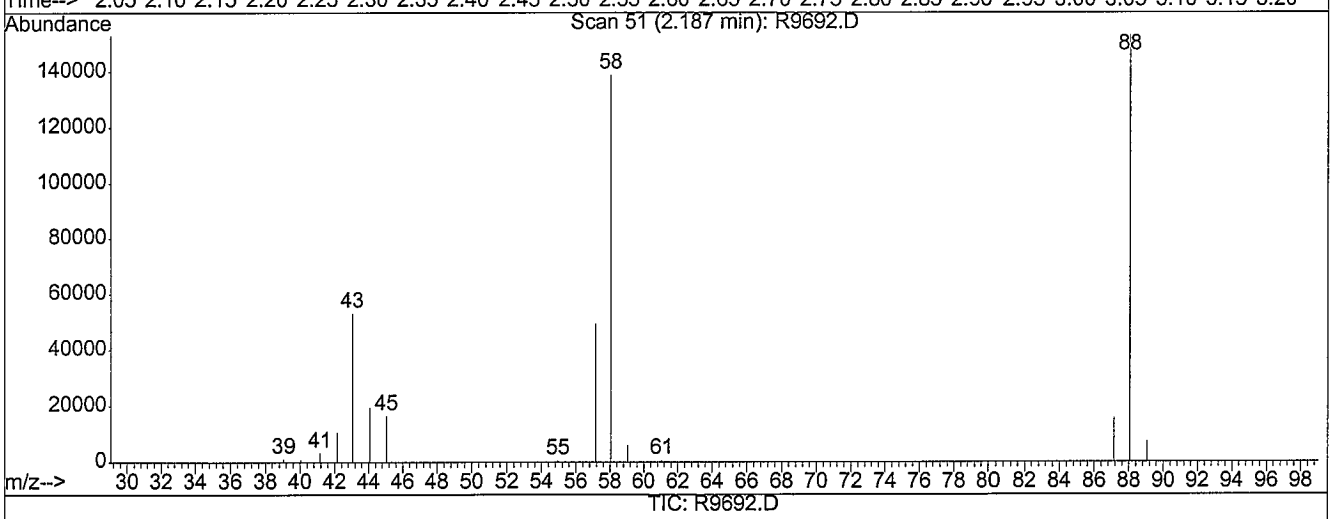

TIC: R9692.D

(2) 1,4-Dioxane (T)

2.19min 110.29ng/uL m

response 337376

Ion	Exp%	Act%
88.00	100	100
58.00	90.70	78.13
43.00	34.50	29.74
0.00	0.00	0.00

MANUAL RE-INTEGRATION

- ☐ missed peak assignment
- ☐ assigned incorrect name to peak
- ☐ over-integrated peak's area
- ☑ under-integrated peak's area
- ☐ other _____

initials JK *date* 10-12-08

R9692.D 101108S3.M Sun Oct 12 12:51:33 2008

Quantitation Report (Qedit)

Data File : C:\HPCHEM\1\DATA\101108\R9692.D Vial: 9
Acq On : 11 Oct 2008 5:24 pm Operator: jk SOP 50
Sample : ICALSVSTD100 Inst : HPSV-3
Misc : ST081010-12 Multiplr: 1.00
MS Integration Params: LSCINT.P
Quant Time: Oct 12 12:51 2008 Quant Results File: temp.res

Method : C:\HPCHEM\1\METHODS\101108S3.M (RTE Integrator)
Title : GC-MS Semivolatiles SOP no. 506
Last Update : Sun Oct 12 12:50:56 2008
Response via : Multiple Level Calibration

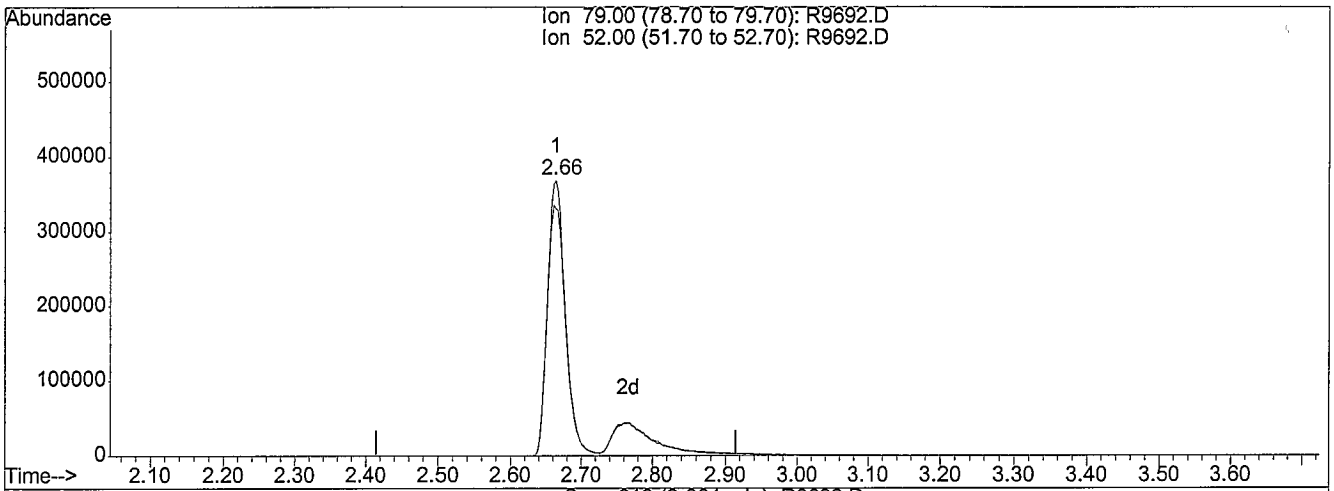

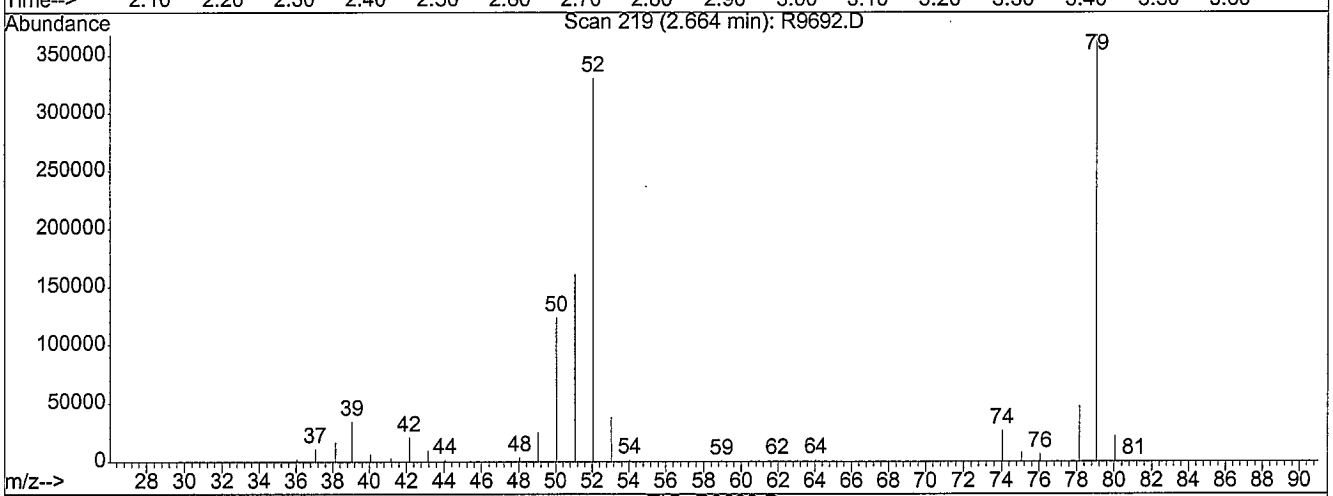

TIC: R9692.D

(3) Pyridine (T)

2.66min 77.36ng/uL

response 649453

Ion	Exp%	Act%
79.00	100	100
52.00	88.10	94.34
0.00	0.00	0.00
0.00	0.00	0.00

Bafar

R9692.D 101108S3.M Sun Oct 12 12:51:36 2008

Quantitation Report (Qedit)

Data File : C:\HPCHEM\1\DATA\101108\R9692.D
Acq On : 11 Oct 2008 5:24 pm
Sample : ICALSVSTD100
Misc : ST081010-12
MS Integration Params: LSCINT.P
Quant Time: Oct 12 12:51 2008

Vial: 9
Operator: jk SOP 50
Inst : HPSV-3
Multiplr: 1.00
Quant Results File: temp.res

Method : C:\HPCHEM\1\METHODS\101108S3.M (RTE Integrator)
Title : GC-MS Semivolatiles SOP no. 506
Last Update : Sun Oct 12 12:50:56 2008
Response via : Multiple Level Calibration

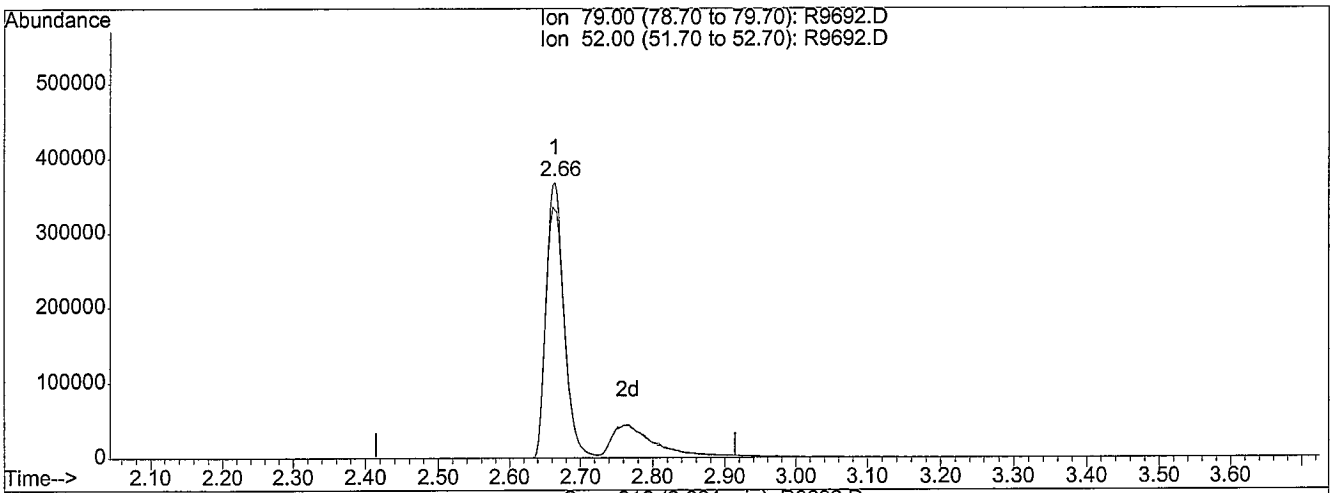

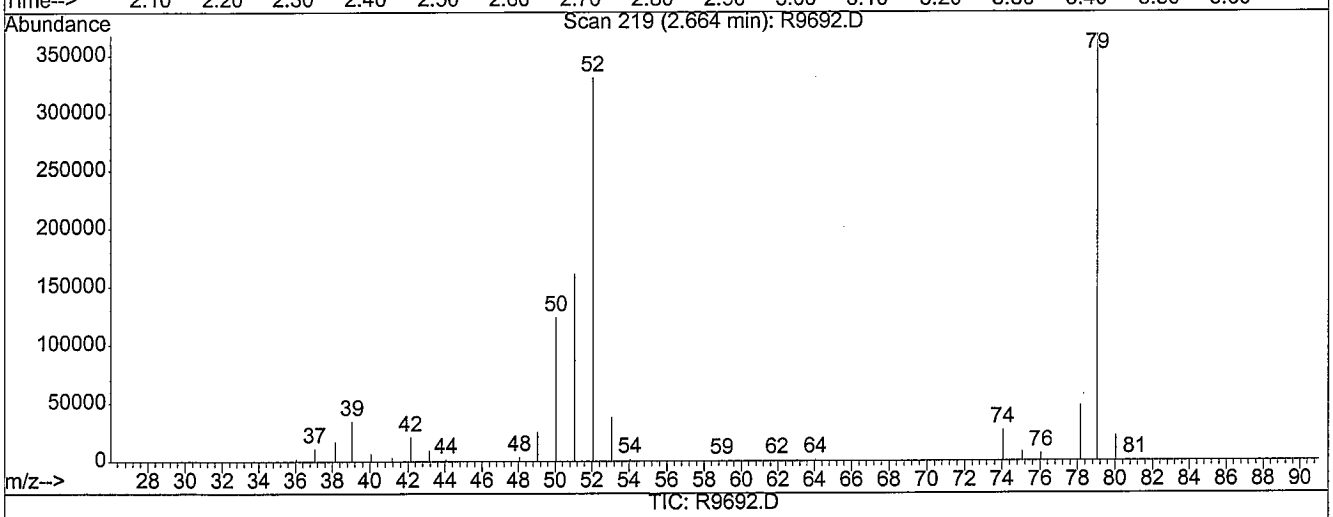

TIC: R9692.D

(3) Pyridine (T)

2.66min 100.96ng/uL m

response 847578

Ion	Exp%	Act%
79.00	100	100
52.00	88.10	72.28
0.00	0.00	0.00
0.00	0.00	0.00

MANUAL RE-INTEGRATION

- ☐ missed peak assignment
- ☐ assigned incorrect name to peak
- ☐ over-integrated peak's area
- ☑ under-integrated peak's area
- ☐ other _____

initials JC *date* 10-12-08

R9692.D 101108S3.M Sun Oct 12 12:51:39 2008

Quantitation Report (Qedit)

Data File : C:\HPCHEM\1\DATA\101108\R9692.D
Vial: 9
Acq On : 11 Oct 2008 5:24 pm
Operator: jk SOP 50
Sample : ICALSVSTD100
Inst : HPSV-3
Misc : ST081010-12
Multiplr: 1.00
MS Integration Params: LSCINT.P
Quant Time: Oct 12 12:51 2008
Quant Results File: temp.res

Method : C:\HPCHEM\1\METHODS\101108S3.M (RTE Integrator)
Title : GC-MS Semivolatiles SOP no. 506
Last Update : Sun Oct 12 12:50:56 2008
Response via : Multiple Level Calibration

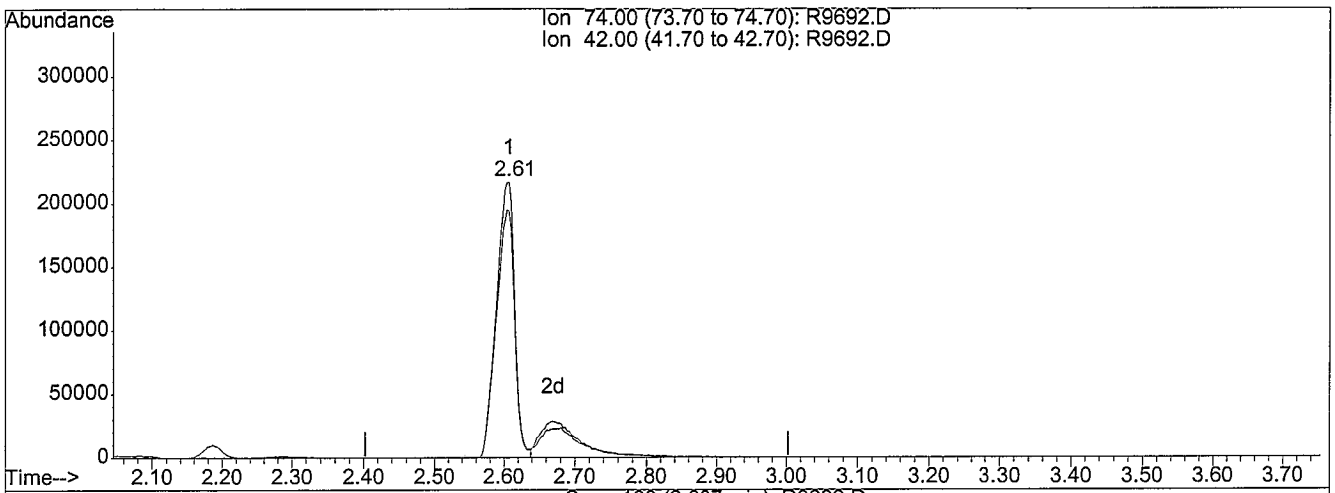

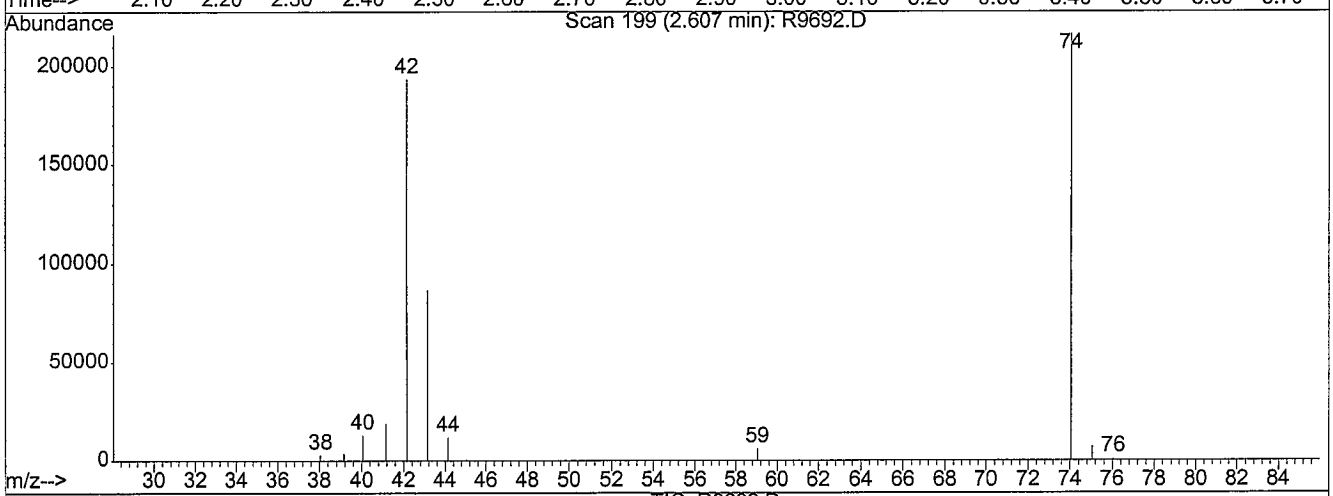

TIC: R9692.D

(4) n-Nitrosodimethylamine (T)

2.61min 82.57ng/uL

response 390442

Ion	Exp%	Act%
74.00	100	100
42.00	88.40	89.93
0.00	0.00	0.00
0.00	0.00	0.00

before

R9692.D 101108S3.M Sun Oct 12 12:51:42 2008

Quantitation Report (Qedit)

Data File : C:\HPCHEM\1\DATA\101108\R9692.D
Acq On : 11 Oct 2008 5:24 pm
Sample : ICALSVSTD100
Misc : ST081010-12
MS Integration Params: LSCINT.P
Quant Time: Oct 12 12:51 2008

Vial: 9
Operator: jk SOP 50
Inst : HPSV-3
Multiplr: 1.00
Quant Results File: temp.res

Method : C:\HPCHEM\1\METHODS\101108S3.M (RTE Integrator)
Title : GC-MS Semivolatiles SOP no. 506
Last Update : Sun Oct 12 12:50:56 2008
Response via : Multiple Level Calibration

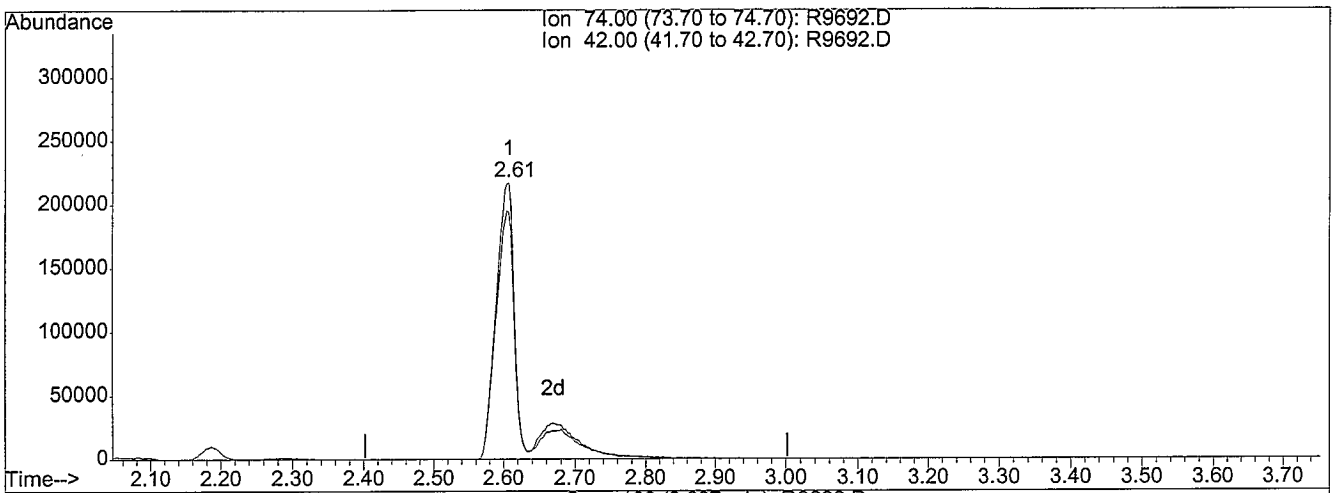

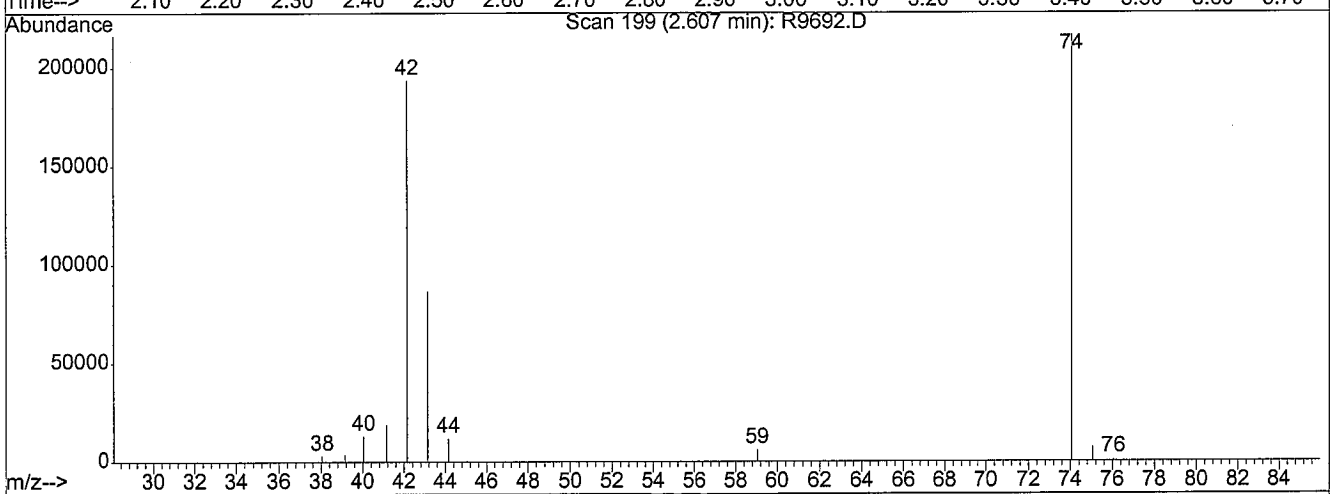

TIC: R9692.D

(4) n-Nitrosodimethylamine (T)

2.61min 106.82ng/uL m

response 505080

Ion	Exp%	Act%
74.00	100	100
42.00	88.40	69.52
0.00	0.00	0.00
0.00	0.00	0.00

MANUAL RE-INTEGRATION

- ☐ missed peak assignment
- ☐ assigned incorrect name to peak
- ☐ over-integrated peak's area
- ☑ under-integrated peak's area
- ☐ other _____

initials YL *date* 10-12-09

R9692.D 101108S3.M Sun Oct 12 12:51:44 2008

Quantitation Report (Qedit)

Data File : C:\HPCHEM\1\DATA\101108\R9692.D
Acq On : 11 Oct 2008 5:24 pm
Sample : ICALSVSTD100
Misc : ST081010-12
MS Integration Params: LSCINT.P
Quant Time: Oct 12 12:51 2008

Vial: 9
Operator: jk SOP 50
Inst : HPSV-3
Multiplr: 1.00
Quant Results File: temp.res

Method : C:\HPCHEM\1\METHODS\101108S3.M (RTE Integrator)
Title : GC-MS Semivolatiles SOP no. 506
Last Update : Sun Oct 12 12:50:56 2008
Response via : Multiple Level Calibration

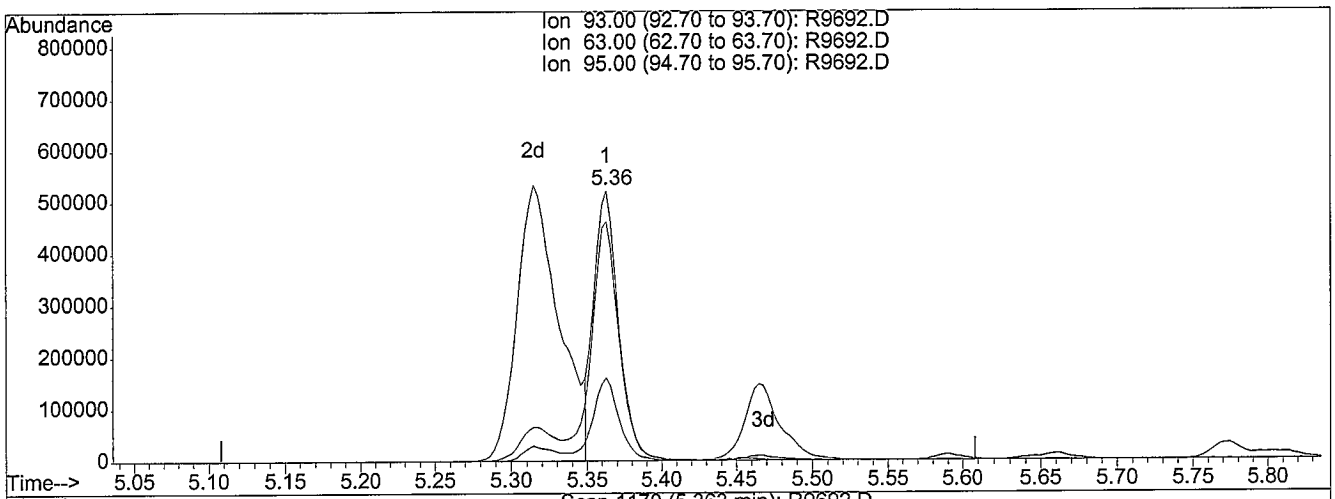

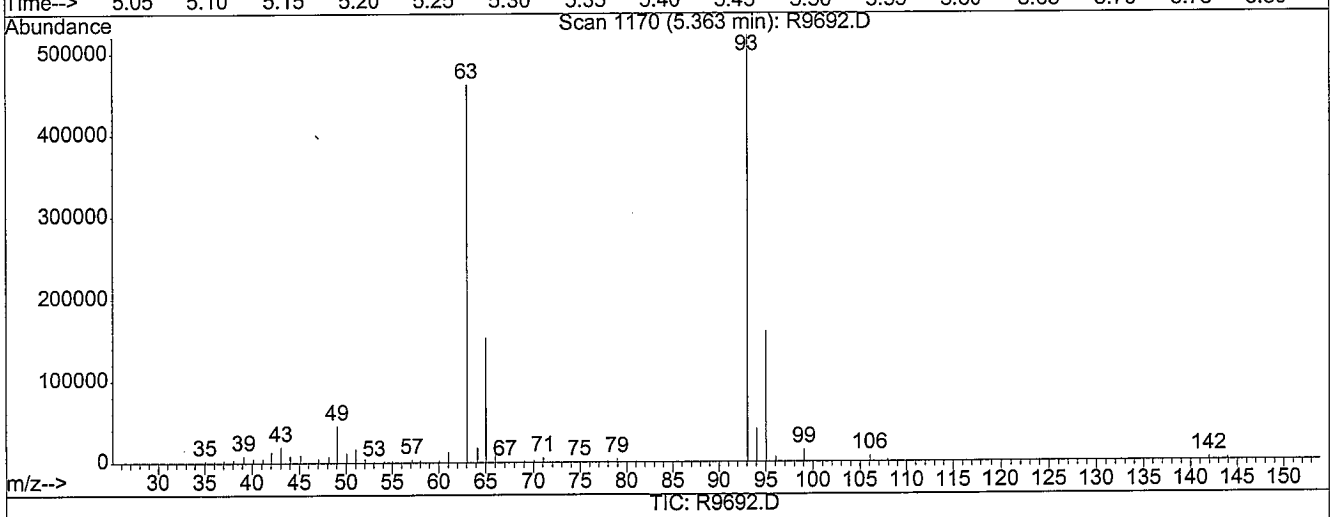

TIC: R9692.D

(11) Bis(2-chloroethyl)ether (T)

5.36min 88.12ng/uL

response 600925

Ion	Exp%	Act%
93.00	100	100
63.00	91.60	96.39
95.00	30.30	32.61
0.00	0.00	0.00

before

R9692.D 101108S3.M Sun Oct 12 12:52:02 2008

Quantitation Report (Qedit)

Data File : C:\HPCHEM\1\DATA\101108\R9692.D
Acq On : 11 Oct 2008 5:24 pm
Sample : ICALSVSTD100
Misc : ST081010-12
MS Integration Params: LSCINT.P
Quant Time: Oct 12 12:52 2008

Vial: 9
Operator: jk SOP 50
Inst : HPSV-3
Multiplr: 1.00
Quant Results File: temp.res

Method : C:\HPCHEM\1\METHODS\101108S3.M (RTE Integrator)
Title : GC-MS Semivolatiles SOP no. 506
Last Update : Sun Oct 12 12:50:56 2008
Response via : Multiple Level Calibration

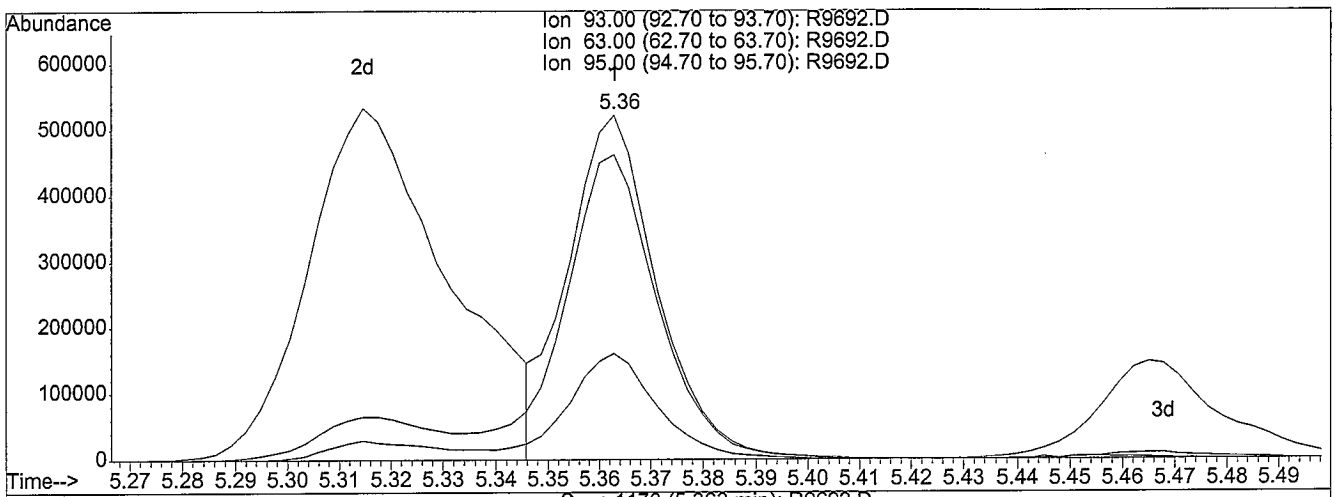

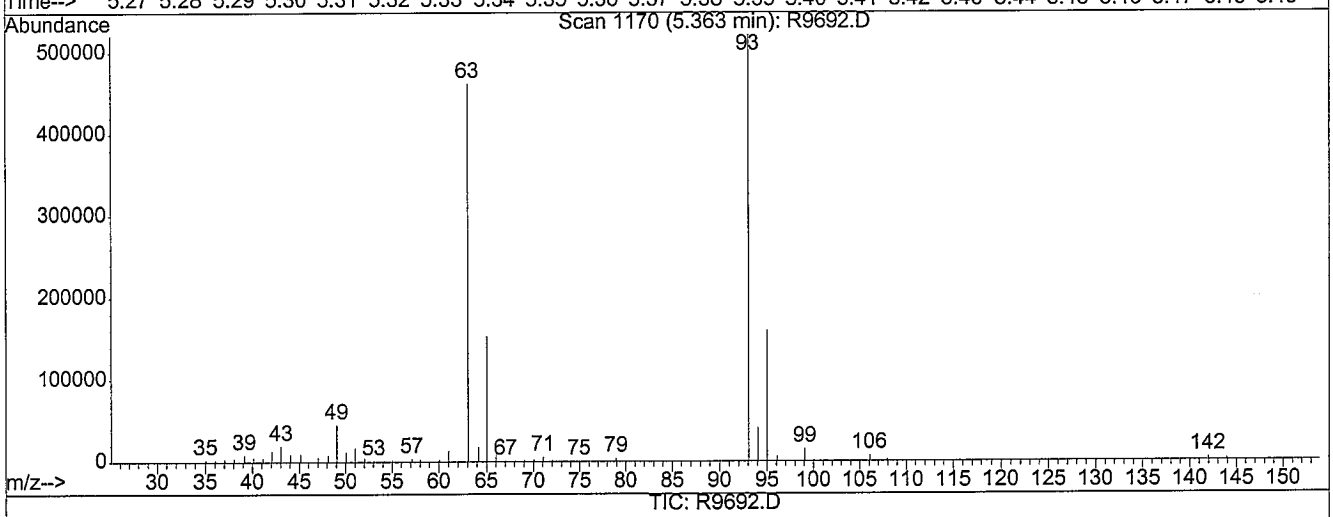

TIC: R9692.D

(11) Bis(2-chloroethyl)ether (T)

5.36min 92.08ng/uL m

response 627973

Ion	Exp%	Act%
93.00	100	100
63.00	91.60	92.24
95.00	30.30	31.21
0.00	0.00	0.00

MANUAL RE-INTEGRATION

- ☐ missed peak assignment
- ☐ assigned incorrect name to peak
- ☐ over-integrated peak's area
- ☑ under-integrated peak's area
- ☐ other _____

initials JK *date* 10-12-08

R9692.D 101108S3.M Sun Oct 12 12:52:08 2008

Quantitation Report (Qedit)

Data File : C:\HPCHEM\1\DATA\101108\R9692.D
Acq On : 11 Oct 2008 5:24 pm
Sample : ICALSVSTD100
Misc : ST081010-12
MS Integration Params: LSCINT.P
Quant Time: Oct 12 12:52 2008

Vial: 9
Operator: jk SOP 50
Inst : HPSV-3
Multiplr: 1.00
Quant Results File: temp.res

Method : C:\HPCHEM\1\METHODS\101108S3.M (RTE Integrator)
Title : GC-MS Semivolatiles SOP no. 506
Last Update : Sun Oct 12 12:50:56 2008
Response via : Multiple Level Calibration

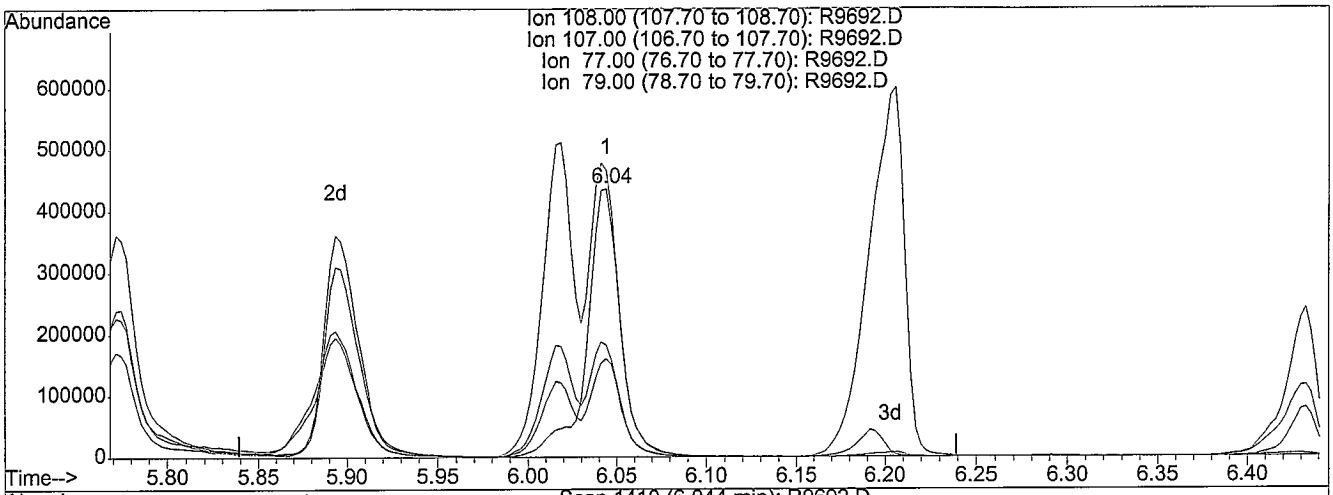

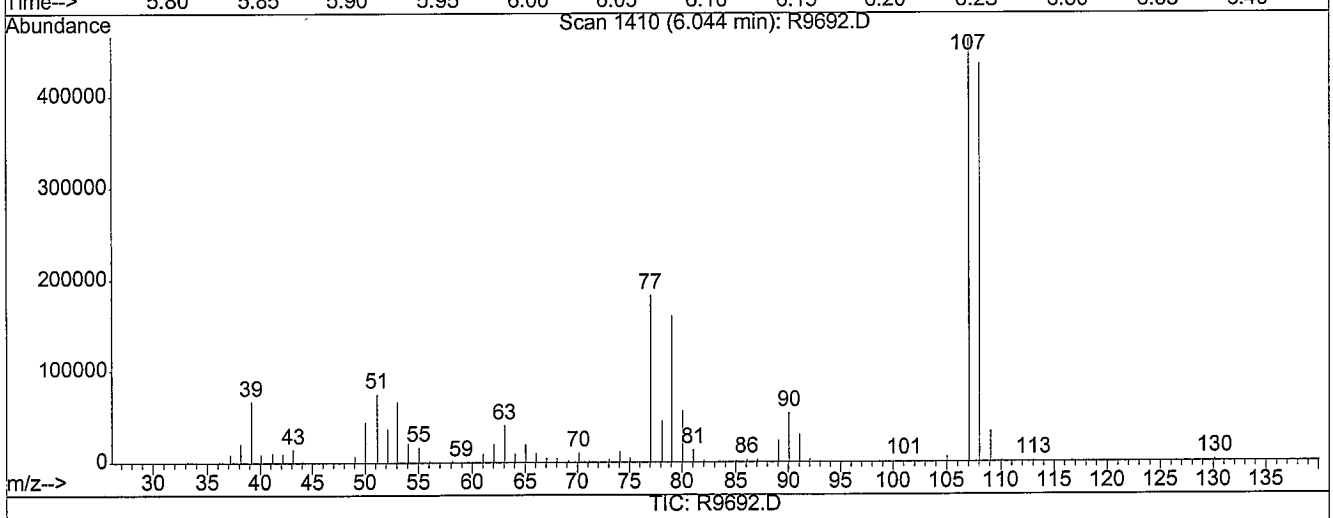

(21) 3+4-Methylphenol (T)

6.04min 103.03ng/uL

response 575513

Ion	Exp%	Act%
108.00	100	100
107.00	111.00	97.60
77.00	44.20	38.70
79.00	37.90	33.33

Be Fore

R9692.D 101108S3.M Sun Oct 12 12:52:17 2008

Quantitation Report (Qedit)

Data File : C:\HPCHEM\1\DATA\101108\R9692.D
Acq On : 11 Oct 2008 5:24 pm
Sample : ICALSVSTD100
Misc : ST081010-12
MS Integration Params: LSCINT.P
Quant Time: Oct 12 12:52 2008

Vial: 9
Operator: jk SOP 50
Inst : HPSV-3
Multiplr: 1.00
Quant Results File: temp.res

Method : C:\HPCHEM\1\METHODS\101108S3.M (RTE Integrator)
Title : GC-MS Semivolatiles SOP no. 506
Last Update : Sun Oct 12 12:50:56 2008
Response via : Multiple Level Calibration

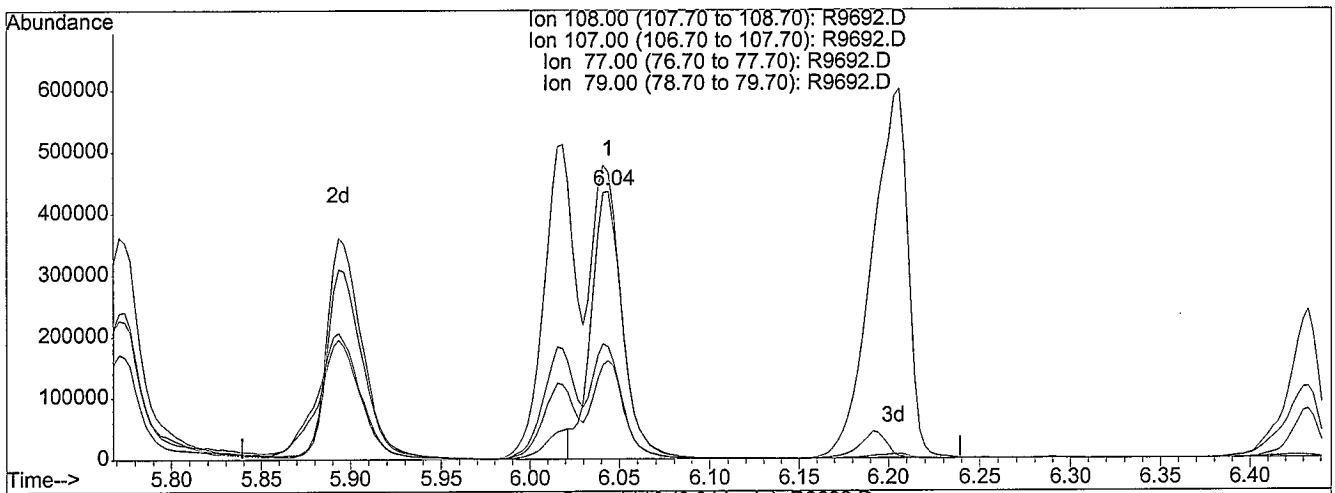

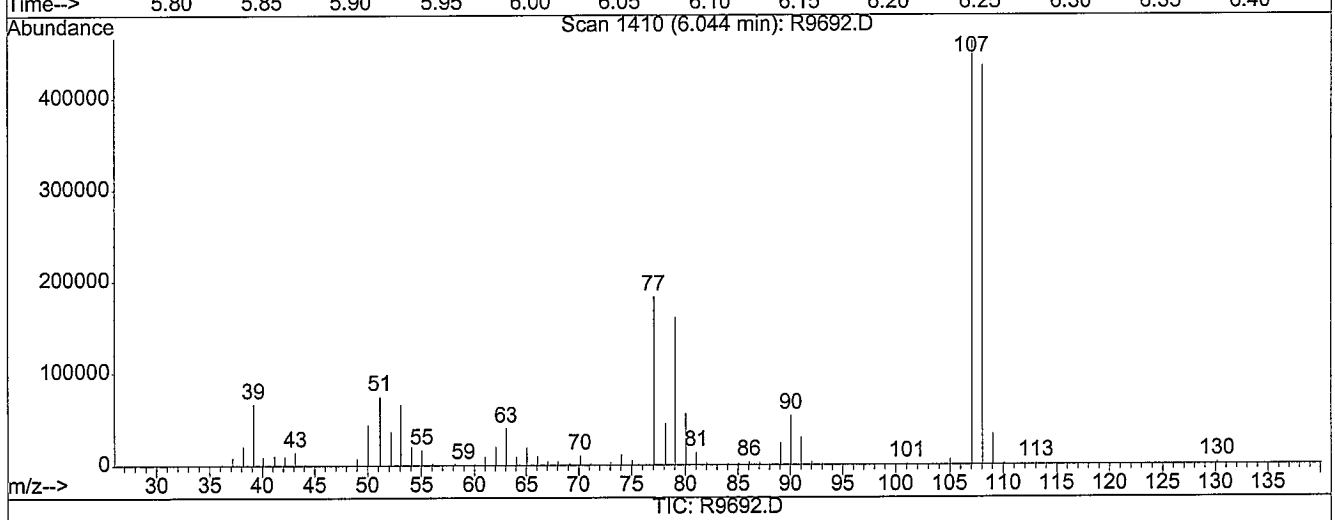

(21) 3+4-Methylphenol (T)

6.04min 95.09ng/uL m

response 531157

Ion	Exp%	Act%
108.00	100	100
107.00	111.00	105.76
77.00	44.20	41.93
79.00	37.90	36.12

MANUAL RE-INTEGRATION

- ☐ missed peak assignment
- ☐ assigned incorrect name to peak
- ☑ over-integrated peak's area
- ☐ under-integrated peak's area
- ☐ other _____

initials JK *date* 10-12-08

R9692.D 101108S3.M Sun Oct 12 12:52:22 2008

Quantitation Report (Qedit)

Data File : C:\HPCHEM\1\DATA\101108\R9692.D
Acq On : 11 Oct 2008 5:24 pm
Sample : ICALSVSTD100
Misc : ST081010-12
MS Integration Params: LSCINT.P
Quant Time: Oct 12 12:52 2008

Vial: 9
Operator: jk SOP 50
Inst : HPSV-3
Multiplr: 1.00
Quant Results File: temp.res

Method : C:\HPCHEM\1\METHODS\101108S3.M (RTE Integrator)
Title : GC-MS Semivolatiles SOP no. 506
Last Update : Sun Oct 12 12:50:56 2008
Response via : Multiple Level Calibration

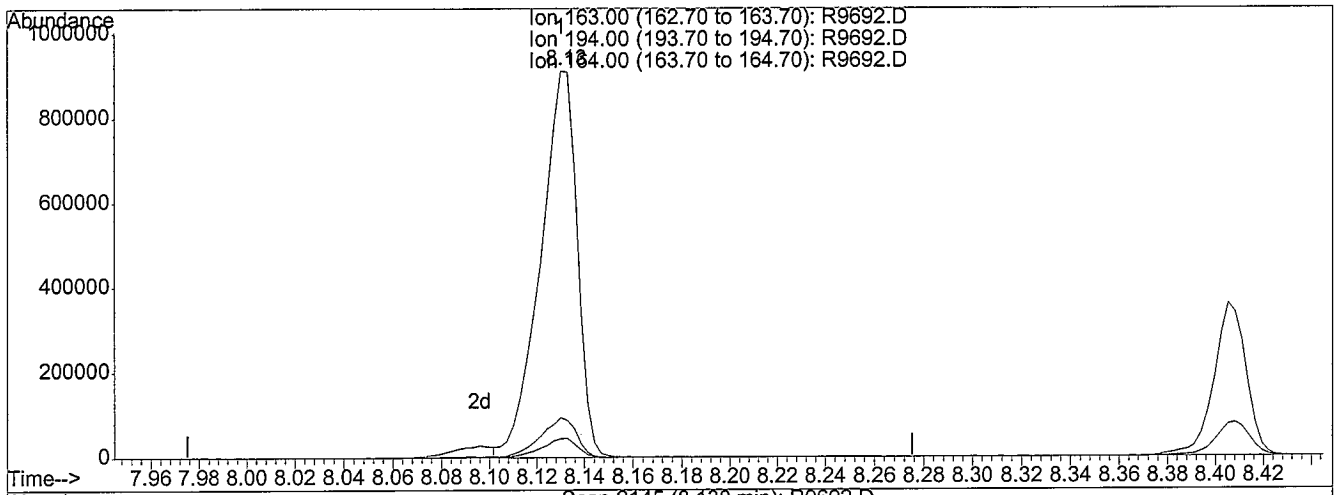

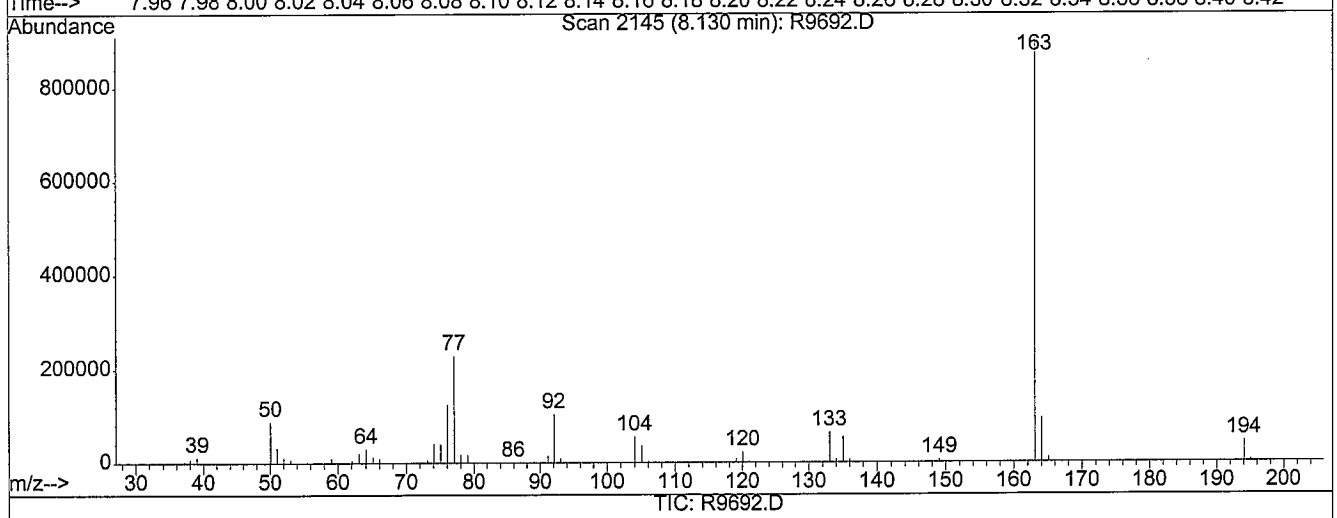

TIC: R9692.D

(50) Dimethylphthalate (T)

8.13min 91.56ng/uL

response 981557

Ion	Exp%	Act%
163.00	100	100
194.00	4.70	4.83
164.00	10.20	10.11
0.00	0.00	0.00

Before

R9692.D 101108S3.M Sun Oct 12 12:52:41 2008

Quantitation Report (Qedit)

Data File : C:\HPCHEM\1\DATA\101108\R9692.D
Acq On : 11 Oct 2008 5:24 pm
Sample : ICALSVSTD100
Misc : ST081010-12
MS Integration Params: LSCINT.P
Quant Time: Oct 12 12:52 2008

Vial: 9
Operator: jk SOP 50
Inst : HPSV-3
Multiplr: 1.00
Quant Results File: temp.res

Method : C:\HPCHEM\1\METHODS\101108S3.M (RTE Integrator)
Title : GC-MS Semivolatiles SOP no. 506
Last Update : Sun Oct 12 12:50:56 2008
Response via : Multiple Level Calibration

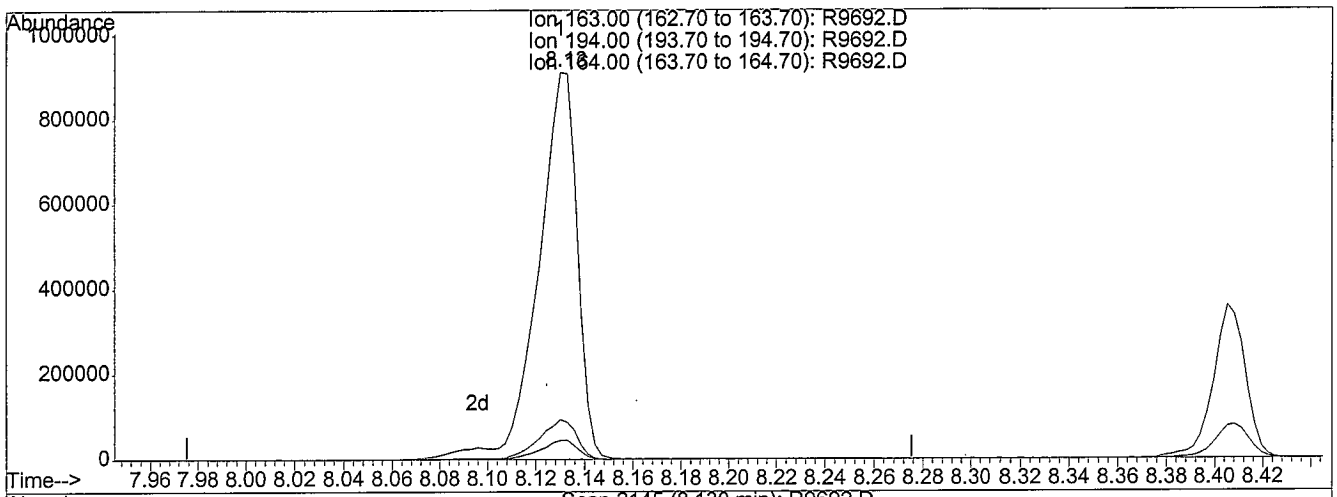

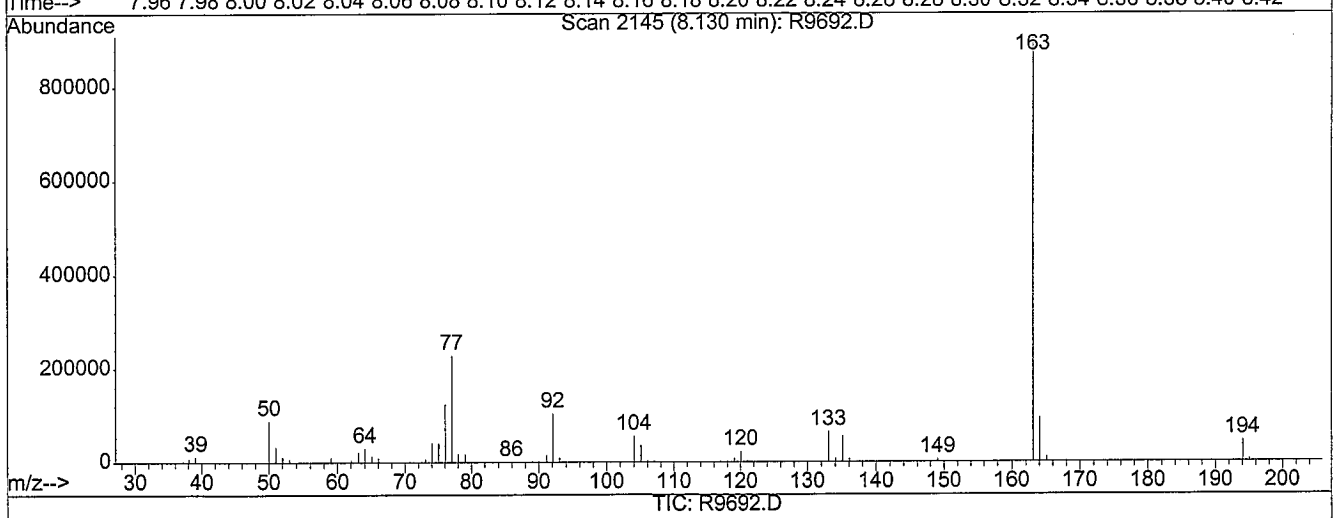

(50) Dimethylphthalate (T)

8.13min 94.47ng/uL m

response 1012670

Ion	Exp%	Act%
163.00	100	100
194.00	4.70	4.68
164.00	10.20	9.80
0.00	0.00	0.00

MANUAL RE-INTEGRATION

- ☐ missed peak assignment
- ☐ assigned incorrect name to peak
- ☐ over-integrated peak's area
- ☑ under-integrated peak's area
- ☐ other _____

initials YL *date* 10-12-08

R9692.D 101108S3.M Sun Oct 12 12:52:45 2008

Quantitation Report (Qedit)

Data File : C:\HPCHEM\1\DATA\101108\R9692.D
Acq On : 11 Oct 2008 5:24 pm
Sample : ICALSVSTD100
Misc : ST081010-12
MS Integration Params: LSCINT.P
Quant Time: Oct 12 12:52 2008

Vial: 9
Operator: jk SOP 50
Inst : HPSV-3
Multiplr: 1.00
Quant Results File: temp.res

Method : C:\HPCHEM\1\METHODS\101108S3.M (RTE Integrator)
Title : GC-MS Semivolatiles SOP no. 506
Last Update : Sun Oct 12 12:50:56 2008
Response via : Multiple Level Calibration

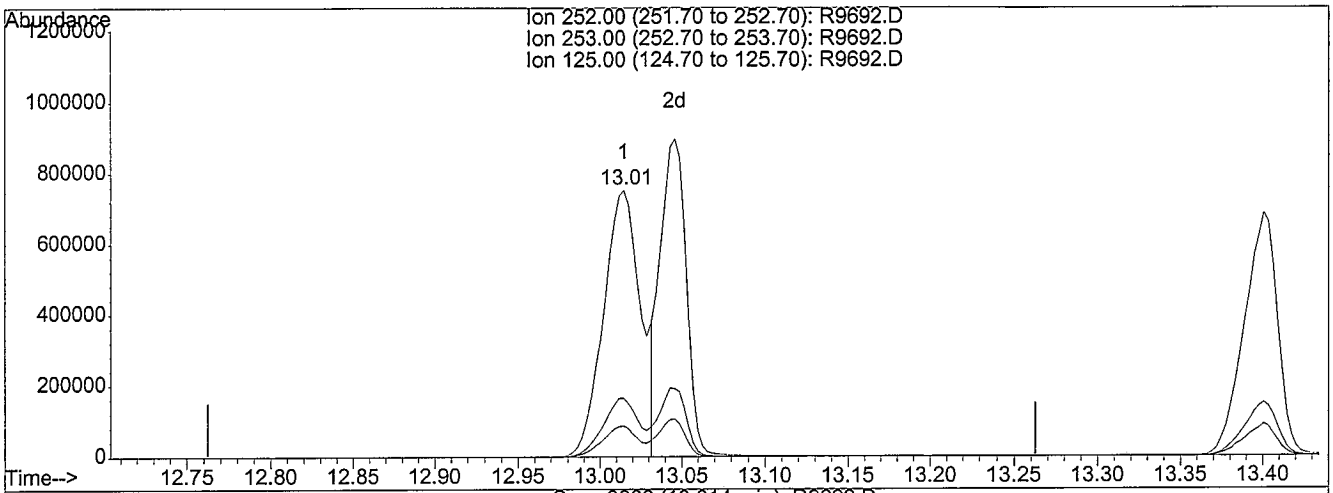

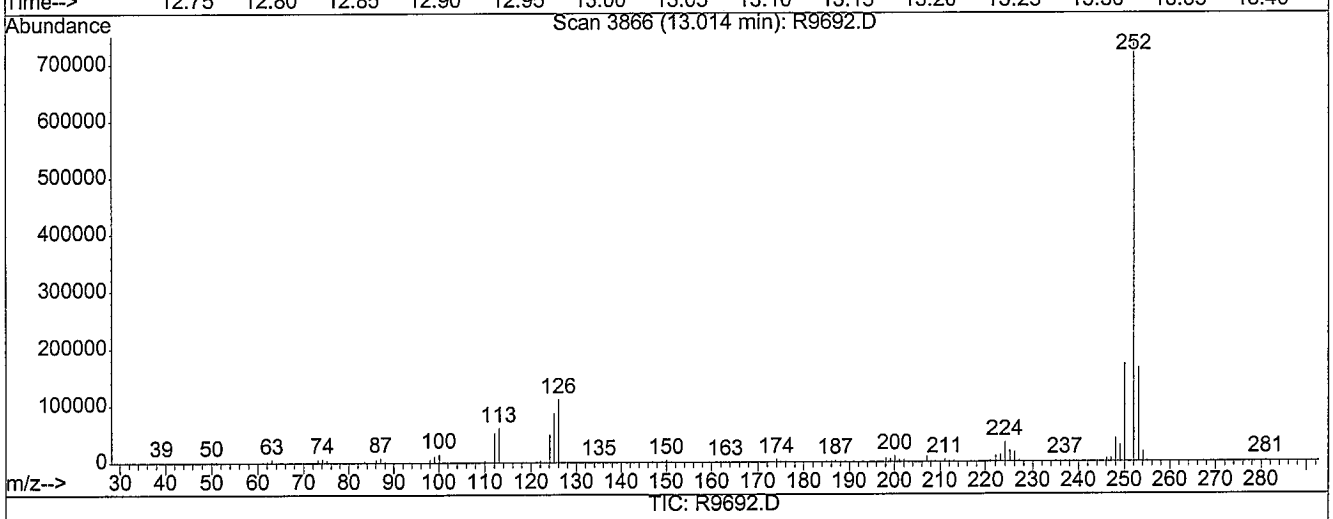

TIC: R9692.D

(92) Benzo[b]fluoranthene (T)

13.01min 104.17ng/uL

response 1198357

Ion	Exp%	Act%
252.00	100	100
253.00	22.00	21.91
125.00	11.90	10.87
0.00	0.00	0.00

Before

R9692.D 101108S3.M Sun Oct 12 12:53:05 2008

Quantitation Report (Qedit)

Data File : C:\HPCHEM\1\DATA\101108\R9692.D
Acq On : 11 Oct 2008 5:24 pm
Sample : ICALSVSTD100
Misc : ST081010-12
MS Integration Params: LSCINT.P
Quant Time: Oct 12 12:53 2008

Vial: 9
Operator: jk SOP 50
Inst : HPSV-3
Multiplr: 1.00
Quant Results File: temp.res

Method : C:\HPCHEM\1\METHODS\101108S3.M (RTE Integrator)
Title : GC-MS Semivolatiles SOP no. 506
Last Update : Sun Oct 12 12:50:56 2008
Response via : Multiple Level Calibration

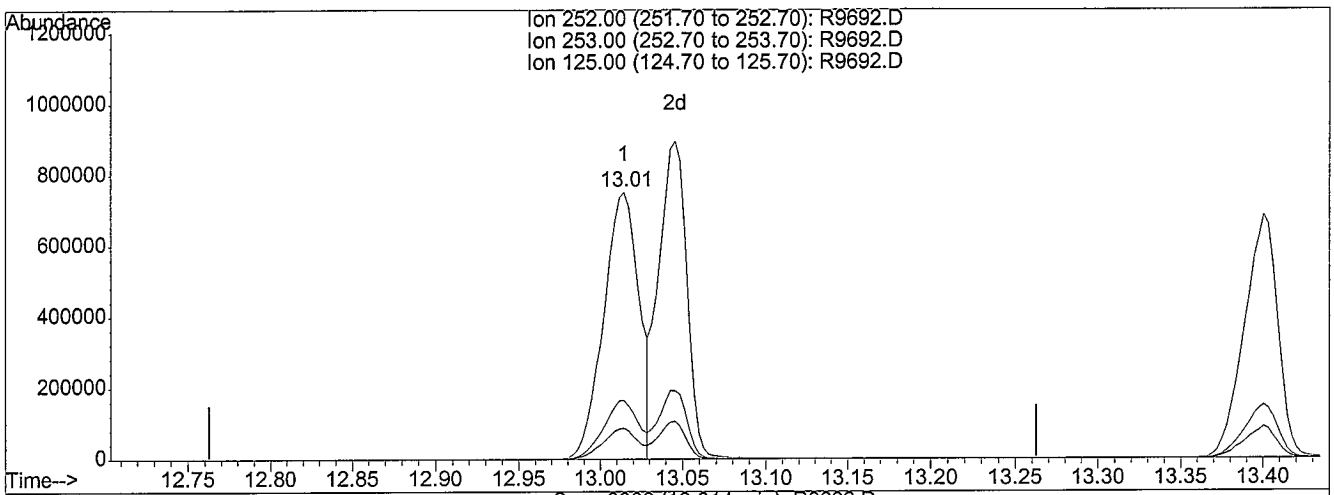

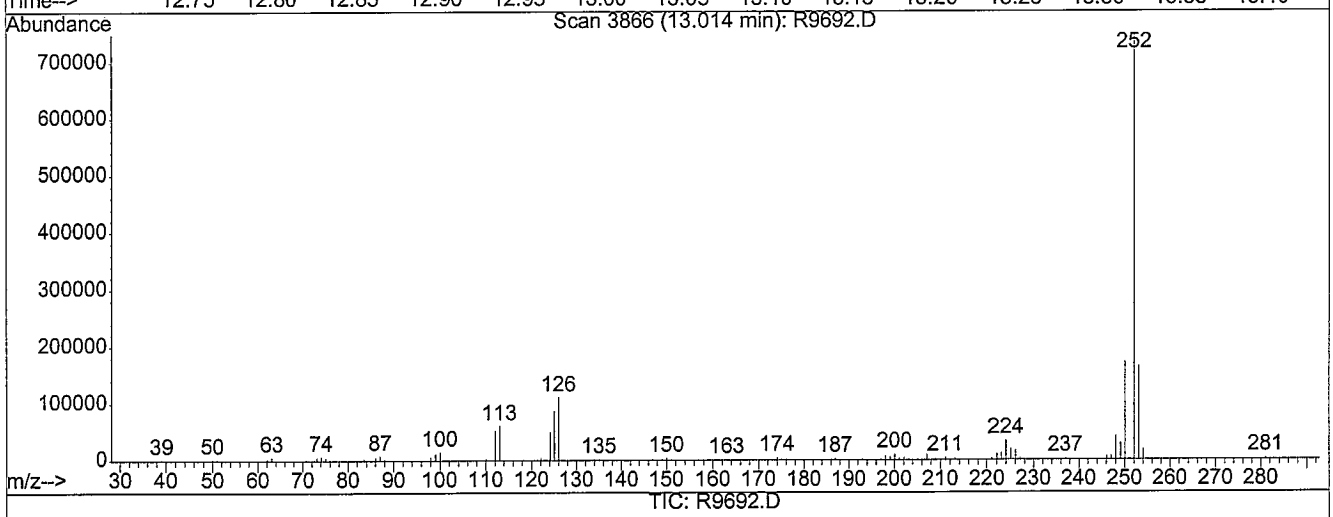

TIC: R9692.D

(92) Benzo[b]fluoranthene (T)

13.01min 98.54ng/uL m

response 1133643

Ion	Exp%	Act%
252.00	100	100
253.00	22.00	23.16
125.00	11.90	11.49
0.00	0.00	0.00

MANUAL RE-INTEGRATION

- ☐ missed peak assignment
- ☐ assigned incorrect name to peak
- ☑ over-integrated peak's area
- ☐ under-integrated peak's area
- ☐ other _____

initials JL *date* 10-12-08

R9692.D 101108S3.M Sun Oct 12 12:53:09 2008

Quantitation Report (Qedit)

Data File : C:\HPCHEM\1\DATA\101108\R9692.D
Acq On : 11 Oct 2008 5:24 pm
Sample : ICALSVSTD100
Misc : ST081010-12
MS Integration Params: LSCINT.P
Quant Time: Oct 12 12:53 2008

Vial: 9
Operator: jk SOP 50
Inst : HPSV-3
Multiplr: 1.00
Quant Results File: temp.res

Method : C:\HPCHEM\1\METHODS\101108S3.M (RTE Integrator)
Title : GC-MS Semivolatiles SOP no. 506
Last Update : Sun Oct 12 12:50:56 2008
Response via : Multiple Level Calibration

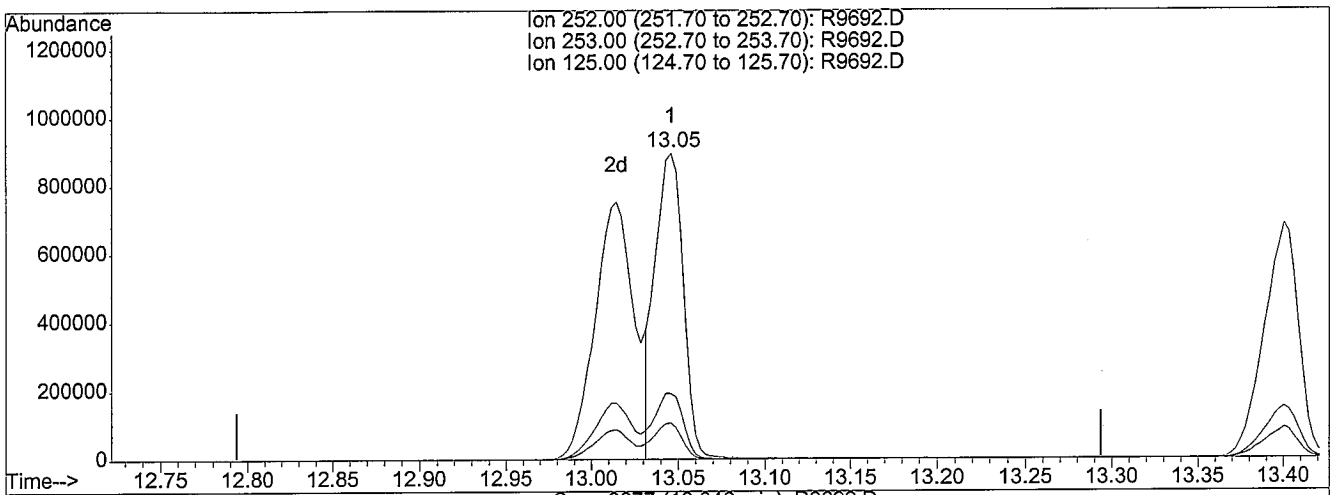

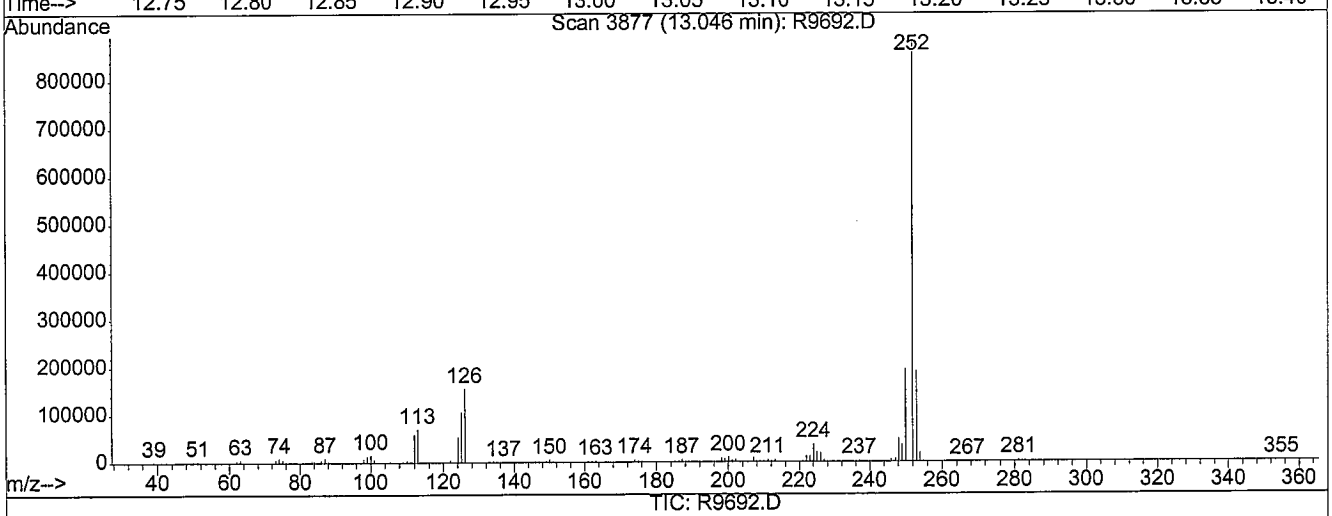

TIC: R9692.D

(93) Benzo[k]fluoranthene (T)

13.05min 94.25ng/uL

response 996340

Ion	Exp%	Act%
252.00	100	100
253.00	21.90	21.78
125.00	11.60	12.15
0.00	0.00	0.00

Before

R9692.D 101108S3.M Sun Oct 12 12:53:14 2008

Quantitation Report (Qedit)

Data File : C:\HPCHEM\1\DATA\101108\R9692.D
Acq On : 11 Oct 2008 5:24 pm
Sample : ICALSVSTD100
Misc : ST081010-12
MS Integration Params: LSCINT.P
Quant Time: Oct 12 12:53 2008

Vial: 9
Operator: jk SOP 50
Inst : HPSV-3
Multiplr: 1.00
Quant Results File: temp.res

Method : C:\HPCHEM\1\METHODS\101108S3.M (RTE Integrator)
Title : GC-MS Semivolatiles SOP no. 506
Last Update : Sun Oct 12 12:50:56 2008
Response via : Multiple Level Calibration

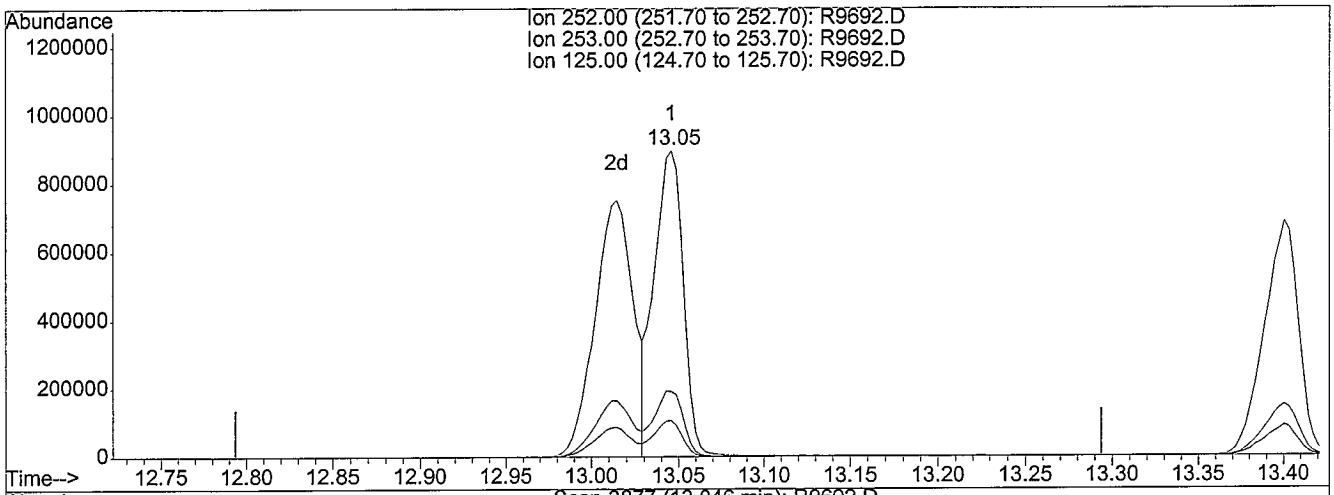

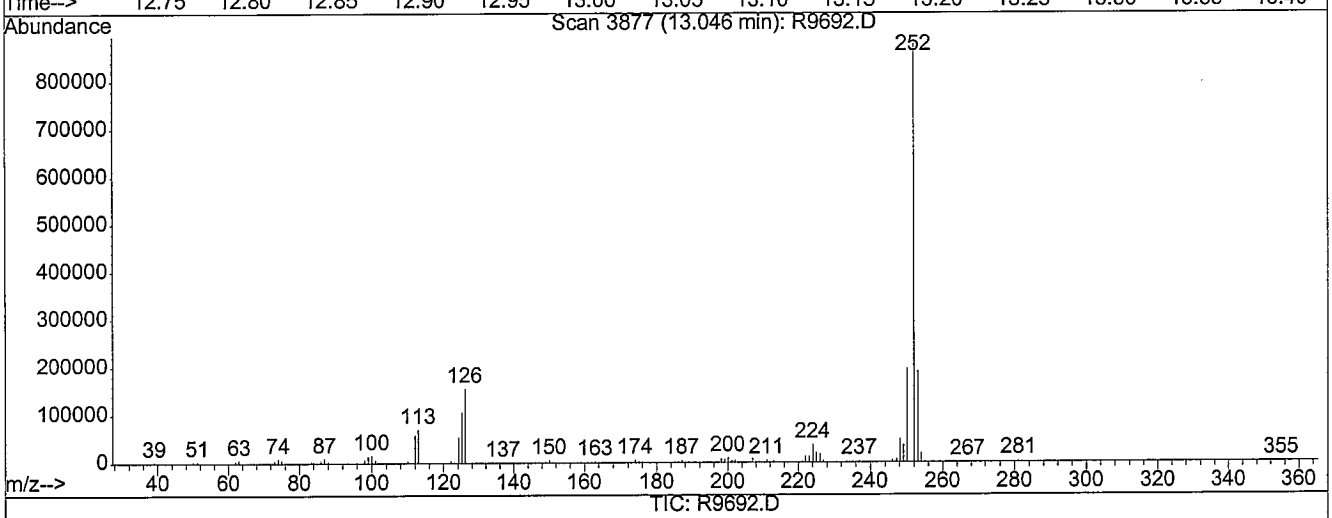

TIC: R9692.D

(93) Benzo[k]fluoranthene (T)

13.05min 100.34ng/uL m

response 1060734

Ion	Exp%	Act%
252.00	100	100
253.00	21.90	20.45
125.00	11.60	11.41
0.00	0.00	0.00

MANUAL RE-INTEGRATION

- ☐ missed peak assignment
- ☐ assigned incorrect name to peak
- ☐ over-integrated peak's area
- ☑ under-integrated peak's area
- ☐ other _____

initials JLL *date* 10-12-08

R9692.D 101108S3.M Sun Oct 12 12:53:18 2008

Quantitation Report

Data File : C:\HPCHEM\1\DATA\101108\R9692.D
Acq On : 11 Oct 2008 5:24 pm
Sample : ICALSVSTD100
Misc : ST081010-12
MS Integration Params: LSCINT.P
Quant Time: Oct 12 12:53 2008

Vial: 9
Operator: jk SOP 506
Inst : HPSV-3
Multiplr: 1.00
Quant Results File: 101108S3.RES

Method : C:\HPCHEM\1\METHODS\101108S3.M (RTE Integrator)
Title : GC-MS Semivolatiles SOP no. 506
Last Update : Sun Oct 12 12:50:56 2008
Response via : Initial Calibration



Quantitation Report (QT Reviewed)

Data File : C:\HPCHEM\1\DATA\101108\R9693.D
Acq On : 11 Oct 2008 5:48 pm
Sample : ICALSVSTD120
Misc : ST081010-13
MS Integration Params: LSCINT.P
Quant Time: Oct 12 12:56 2008

Vial: 10
Operator: jk SOP 506 Rev
Inst : HPSV-3
Multiplr: 1.00
Quant Results File: 101108S3.RES

Quant Method : C:\HPCHEM\1\METHODS\101108S3.M (RTE Integrator)
Title : GC-MS Semivolatiles SOP no. 506
Last Update : Sun Oct 12 12:54:01 2008
Response via : Initial Calibration
DataAcq Meth : 101108S3

Internal Standards	R.T.	QIon	Response	Conc	Units	Dev(Min)
1) 1,4-Dichlorobenzene-d4	5.64	152	190380	40.00	ng/uL	0.00
25) Naphthalene-d8	6.85	136	704538	40.00	ng/uL	0.00
42) Acenaphthene-d10	8.41	164	370453	40.00	ng/uL	0.00
69) Phenanthrene-d10	9.70	188	592303	40.00	ng/uL	0.00
80) Chrysene-d12	11.98	240	496476	40.00	ng/uL	0.00
91) Perylene-d12	13.46	264	358894	40.00	ng/uL	0.00
System Monitoring Compounds						
5) 2-Fluorophenol	4.32	112	836941	121.77	ng/uL	-0.01
Spiked Amount 75.000	Range 21 - 100		Recovery = 162.36%#			
6) 2-Chlorophenol-d4	5.45	132	692497	113.97	ng/uL	0.00
Spiked Amount 75.000	Range 33 - 110		Recovery = 151.96%#			
8) Phenol-d5	5.30	99	959833	114.68	ng/uL	0.00
Spiked Amount 75.000	Range 15 - 104		Recovery = 152.91%#			
15) 1,2-Dichlorobenzene-d4	5.80	152	467167	112.21	ng/uL	0.00
Spiked Amount 50.000	Range 16 - 110		Recovery = 224.42%#			
26) Nitrobenzene-d5	6.19	82	755455	104.63	ng/uL	0.01
Spiked Amount 50.000	Range 34 - 111		Recovery = 209.26%#			
46) 2-Fluorobiphenyl	7.79	172	1313746	107.55	ng/uL	0.00
Spiked Amount 50.000	Range 21 - 106		Recovery = 215.10%#			
68) 2,4,6-Tribromophenol	9.09	330	201256	123.83	ng/uL	0.00
Spiked Amount 75.000	Range 23 - 100		Recovery = 165.11%#			
83) p-Terphenyl-d14	11.03	244	1452625	121.04	ng/uL	0.00
Spiked Amount 50.000	Range 33 - 111		Recovery = 242.08%#			

Target Compounds						Qvalue
2) 1,4-Dioxane	2.18	88	432178m	130.08	ng/uL	
3) Pyridine	2.66	79	1059896m	117.82	ng/uL	
4) n-Nitrosodimethylamine	2.61	74	647482m	126.59	ng/uL	
7) Aniline	5.32	93	1280577	115.70	ng/uL	95
9) Phenol	5.32	94	1080833	113.37	ng/uL	97
10) Tetramethylurea	5.40	72	1546066	117.21	ng/uL	98
11) Bis(2-chloroethyl)ether	5.37	93	790025m	109.16	ng/uL	
12) 2-Chlorophenol	5.47	128	726391	114.07	ng/uL	95
13) 1,3-Dichlorobenzene	5.59	146	811033	114.25	ng/uL	99
14) 1,4-Dichlorobenzene	5.66	146	804649	114.29	ng/ul	99
16) 1,2-Dichlorobenzene	5.81	146	720574	112.74	ng/uL	98
17) Benzyl Alcohol	5.78	108	498851	118.11	ng/uL	98
18) Bis(2-chloroisopropyl)ethe	5.88	45	1100509	88.75	ng/uL	90
19) 2-Methylphenol	5.90	107	565236	114.76	ng/uL	98
20) n-Nitroso-di-n-propylamine	6.02	70	506279	104.25	ng/uL	91
21) 3+4-Methylphenol	6.05	108	678274	113.64	ng/uL	97

(#) = qualifier out of range (m) = manual integration

10-12-08

Quantitation Report (QT Reviewed)

Data File : C:\HPCHEM\1\DATA\101108\R9693.D Vial: 10
Acq On : 11 Oct 2008 5:48 pm Operator: jk SOP 506 Rev
Sample : ICALSVSTD120 Inst : HPSV-3
Misc : ST081010-13 Multiplr: 1.00
MS Integration Params: LSCINT.P
Quant Time: Oct 12 12:56 2008 Quant Results File: 101108S3.RES

Quant Method : C:\HPCHEM\1\METHODS\101108S3.M (RTE Integrator)
Title : GC-MS Semivolatiles SOP no. 506
Last Update : Sun Oct 12 12:54:01 2008
Response via : Initial Calibration
DataAcq Meth : 101108S3

Compound	R.T.	QIon	Response	Conc Unit	Qvalue
22) N-Methylaniline	6.02	106	1046687	114.26 ng/uL	98
23) Hexachloroethane	6.14	117	347152	115.56 ng/uL	97
24) N,N-Dimethylaniline	6.20	120	980584	115.27 ng/uL	91
27) Nitrobenzene	6.21	123	326436	109.94 ng/uL#	85
28) Isophorone	6.42	82	1432510	105.49 ng/uL	98
29) N-Ethylaniline	6.44	106	1321704	106.68 ng/uL	97
30) 2-Nitrophenol	6.50	139	386788	119.23 ng/uL	97
31) 2,4-Dimethylphenol	6.52	107	732007	109.73 ng/uL#	63
32) Bis(2-chloroethoxy)methane	6.59	93	920153	108.72 ng/uL	99
33) 2,4-Dichlorophenol	6.74	162	582012	117.02 ng/uL	99
34) Benzoic acid	6.67	105	480022	135.33 ng/uL#	59
35) 1,2,4-Trichlorobenzene	6.79	180	602134	112.11 ng/uL	99
36) Naphthalene	6.88	128	1915947	109.48 ng/uL	99
37) 4-Chloroaniline	6.91	127	816703	115.32 ng/uL	98
38) Hexachlorobutadiene	6.96	225	343119	110.84 ng/uL	100
39) 4-Chloro-3-methylphenol	7.34	107	662813	116.14 ng/uL	96
40) 2-Methylnaphthalene	7.49	142	1303395	111.17 ng/uL	99
41) 1-Methylnaphthalene	7.58	142	1262805	109.16 ng/uL	99
43) Hexachlorocyclopentadiene	7.61	237	333207	159.70 ng/uL	99
44) 2,4,6-Trichlorophenol	7.73	196	384880	120.40 ng/uL	98
45) 2,4,5-Trichlorophenol	7.79	196	377523	117.00 ng/uL	97
47) 2-Chloronaphthalene	7.92	162	1221353	114.33 ng/uL	98
48) 2-Nitroaniline	8.00	65	479994	113.91 ng/uL	95
49) 1,4-Dinitrobenzene	8.12	168	200007	130.07 ng/uL	88
50) Dimethylphthalate	8.14	163	1317581	112.71 ng/uL	100
51) 1,3-Dinitrobenzene	8.18	168	217616	122.00 ng/uL	92
52) 2,6-Dinitrotoluene	8.20	165	305499	113.54 ng/uL	91
53) 1,2-Dinitrobenzene	8.27	168	149999	119.10 ng/uL	97
54) Acenaphthylene	8.29	152	1948478	112.08 ng/uL	99
55) 3-Nitroaniline	8.36	138	326096	122.25 ng/uL	96
56) Acenaphthene	8.44	154	1191274	113.01 ng/uL	99
57) 2,4-Dinitrophenol	8.45	184	135266	144.20 ng/uL	50
58) 4-Nitrophenol	8.54	109	177727	121.93 ng/uL	94
59) Dibenzofuran	8.59	168	1578243	111.17 ng/uL	98
60) 2,4-Dinitrotoluene	8.55	165	411385	123.32 ng/uL	95
61) 2,3,5,6-Tetrachlorophenol	8.65	232	295589	124.07 ng/uL	99
62) 2,3,4,6-Tetrachlorophenol	8.69	232	325265	120.53 ng/uL	97
63) Diethylphthalate	8.73	149	1313428	112.70 ng/uL	99
64) Fluorene	8.88	166	1273287	111.55 ng/uL	100
65) 4-Chlorophenyl phenyl ethe	8.85	204	605277	114.19 ng/uL	96
66) 4-Nitroaniline	8.90	138	303442	125.39 ng/uL	96

(#) = qualifier out of range (m) = manual integration

Quantitation Report (QT Reviewed)

Data File : C:\HPCHEM\1\DATA\101108\R9693.D
Acq On : 11 Oct 2008 5:48 pm
Sample : ICALSVSTD120
Misc : ST081010-13
MS Integration Params: LSCINT.P
Quant Time: Oct 12 12:56 2008

Vial: 10
Operator: jk SOP 506 Rev
Inst : HPSV-3
Multiplr: 1.00
Quant Results File: 101108S3.RES

Quant Method : C:\HPCHEM\1\METHODS\101108S3.M (RTE Integrator)
Title : GC-MS Semivolatiles SOP no. 506
Last Update : Sun Oct 12 12:54:01 2008
Response via : Initial Calibration
DataAcq Meth : 101108S3

	Compound	R.T.	QIon	Response	Conc	Unit	Qvalue
67)	Azobenzene	9.00	77	1446910	101.87	ng/uL	96
70)	4,6-Dinitro-2-methylphenol	8.91	198	214581	125.56	ng/uL	95
71)	n-Nitrosodiphenylamine	8.96	169	1076741	109.38	ng/uL	100
72)	4-Bromophenyl phenyl ether	9.28	248	377851	110.57	ng/uL	96
73)	Hexachlorobenzene	9.36	284	415429	108.26	ng/uL	97
74)	Pentachlorophenol	9.52	266	220882	129.96	ng/uL	98
75)	Phenanthrene	9.72	178	1846786	109.85	ng/uL	99
76)	Anthracene	9.77	178	1884885	111.04	ng/uL	100
77)	Carbazole	9.89	167	1678419	111.84	ng/uL	99
78)	Di-n-butylphthalate	10.11	149	2349382	104.70	ng/uL	100
79)	Fluoranthene	10.74	202	1998209	110.42	ng/uL	100
81)	Benzidine	10.82	184	1333505	143.54	ng/uL	100
82)	Pyrene	10.95	202	2113721	120.55	ng/uL	99
84)	Butylbenzylphthalate	11.41	149	976609	112.93	ng/uL	93
85)	Bis(2-ethylhexyl) adipate	11.42	129	762162	108.78	ng/uL#	86
86)	Benzo[a]anthracene	11.97	228	1708558	115.62	ng/uL	100
87)	3,3'-Dichlorobenzidine	11.92	252	691928	124.89	ng/uL	98
88)	Chrysene	12.01	228	1606347	113.88	ng/uL	100
89)	Bis(2-ethylhexyl)phthalate	11.86	149	1296113	111.71	ng/uL	99
90)	Di-n-octylphthalate	12.43	149	1923196	109.91	ng/uL	94
92)	Benzo[b]fluoranthene	13.02	252	1330499m	116.92	ng/uL	
93)	Benzo[k]fluoranthene	13.05	252	1248656m	119.13	ng/uL	
94)	Benzo[a]pyrene	13.40	252	1150845	116.58	ng/uL	99
95)	Indeno(1,2,3-c,d)pyrene	14.96	276	857112	110.61	ng/uL	99
96)	Dibenzo[a,h]anthracene	14.96	278	735875	114.55	ng/uL	99
97)	Benzo[g,h,i]perylene	15.42	276	668140	106.56	ng/uL	99

(#) = qualifier out of range (m) = manual integration

Quantitation Report (Qedit)

Data File : C:\HPCHEM\1\DATA\101108\R9693.D
Acq On : 11 Oct 2008 5:48 pm
Sample : ICALSVSTD120
Misc : ST081010-13
MS Integration Params: LSCINT.P
Quant Time: Oct 12 12:54 2008

Vial: 10
Operator: jk SOP 50
Inst : HPSV-3
Multiplr: 1.00
Quant Results File: temp.res

Method : C:\HPCHEM\1\METHODS\101108S3.M (RTE Integrator)
Title : GC-MS Semivolatiles SOP no. 506
Last Update : Sun Oct 12 12:54:01 2008
Response via : Multiple Level Calibration

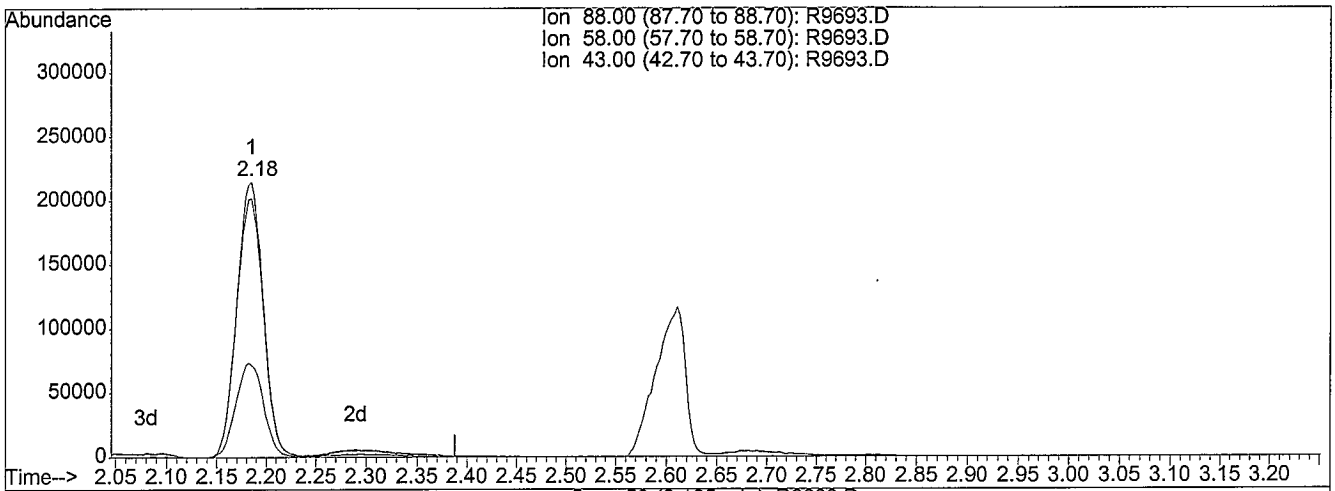

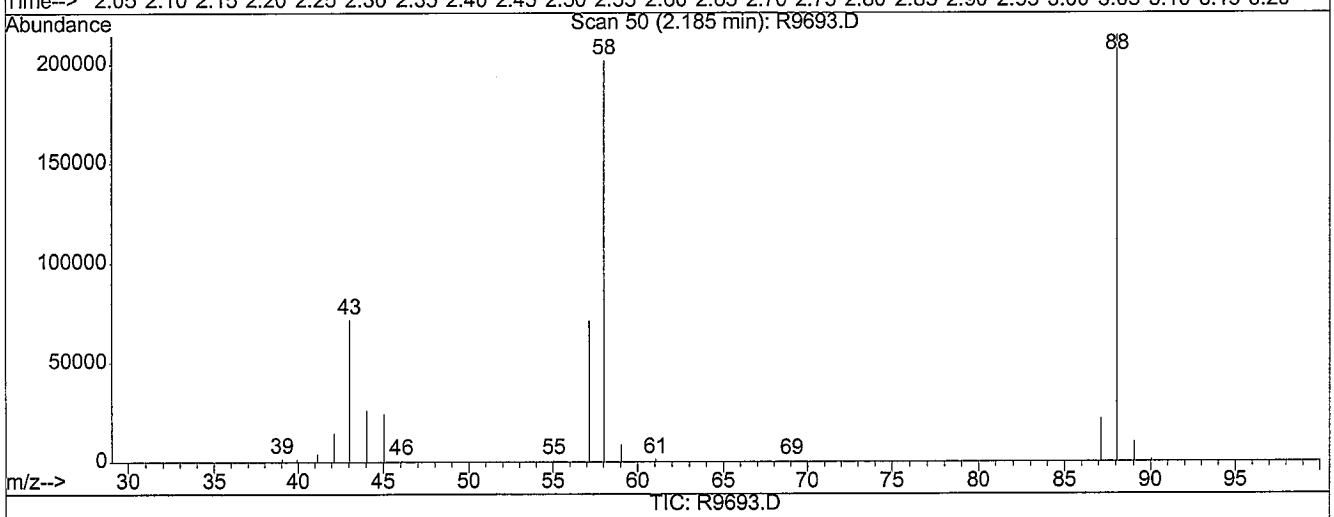

TIC: R9693.D

(2) 1,4-Dioxane (T)

2.18min 121.32ng/uL

response 403052

Ion	Exp%	Act%
88.00	100	100
58.00	90.70	101.69
43.00	34.50	36.11
0.00	0.00	0.00

Before

R9693.D 101108S3.M Sun Oct 12 12:54:41 2008

Quantitation Report (Qedit)

Data File : C:\HPCHEM\1\DATA\101108\R9693.D
Acq On : 11 Oct 2008 5:48 pm
Sample : ICALSVSTD120
Misc : ST081010-13
MS Integration Params: LSCINT.P
Quant Time: Oct 12 12:54 2008

Vial: 10
Operator: jk SOP 50
Inst : HPSV-3
Multiplr: 1.00
Quant Results File: temp.res

Method : C:\HPCHEM\1\METHODS\101108S3.M (RTE Integrator)
Title : GC-MS Semivolatiles SOP no. 506
Last Update : Sun Oct 12 12:54:01 2008
Response via : Multiple Level Calibration

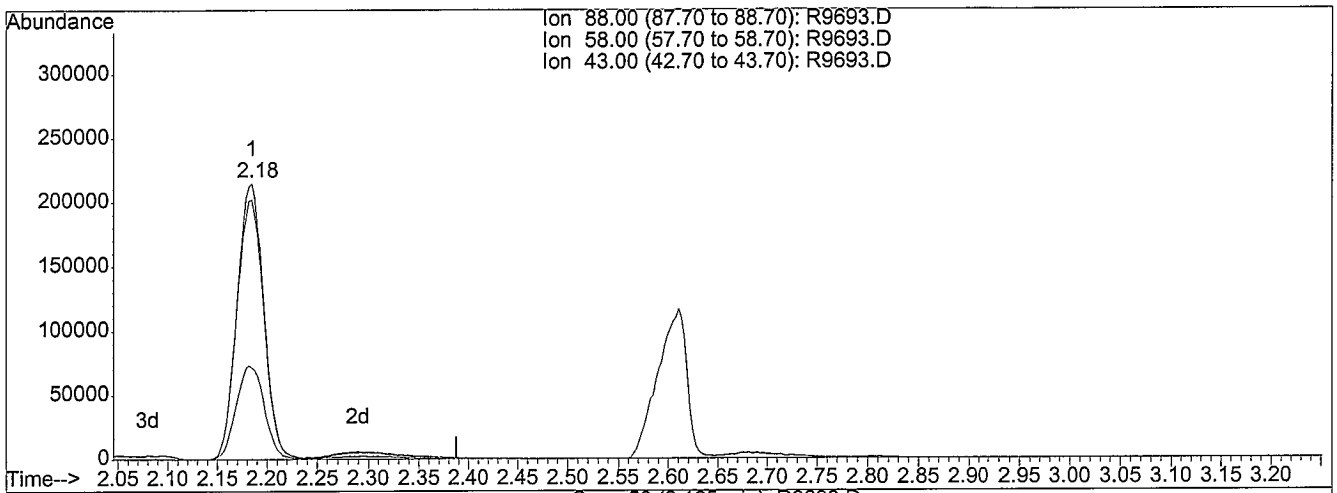

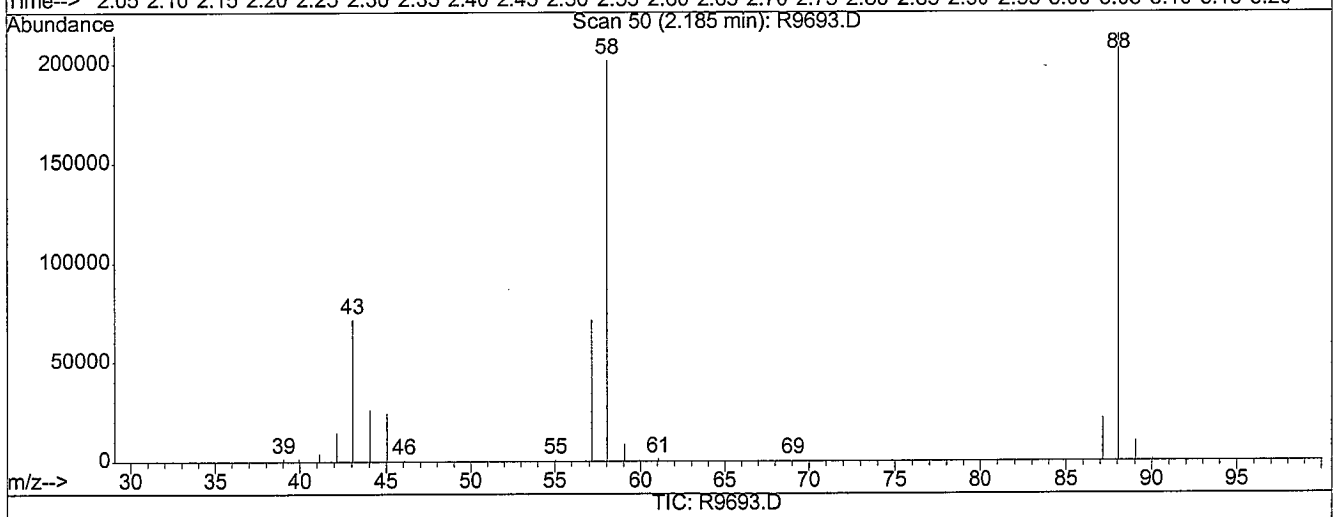

TIC: R9693.D

(2) 1,4-Dioxane (T)

2.18min 130.08ng/uL m

response 432178

Ion	Exp%	Act%
88.00	100	100
58.00	90.70	94.84
43.00	34.50	33.68
0.00	0.00	0.00

MANUAL RE-INTEGRATION

- ☐ missed peak assignment
- ☐ assigned incorrect name to peak
- ☐ over-integrated peak's area
- ☑ under-integrated peak's area
- ☐ other _____

initials JCC *date* 10-12-08

R9693.D 101108S3.M Sun Oct 12 12:54:44 2008

Quantitation Report (Qedit)

Data File : C:\HPCHEM\1\DATA\101108\R9693.D
Acq On : 11 Oct 2008 5:48 pm
Sample : ICALSVSTD120
Misc : ST081010-13
MS Integration Params: LSCINT.P
Quant Time: Oct 12 12:54 2008

Vial: 10
Operator: jk SOP 50
Inst : HPSV-3
Multiplr: 1.00
Quant Results File: temp.res

Method : C:\HPCHEM\1\METHODS\101108S3.M (RTE Integrator)
Title : GC-MS Semivolatiles SOP no. 506
Last Update : Sun Oct 12 12:54:01 2008
Response via : Multiple Level Calibration

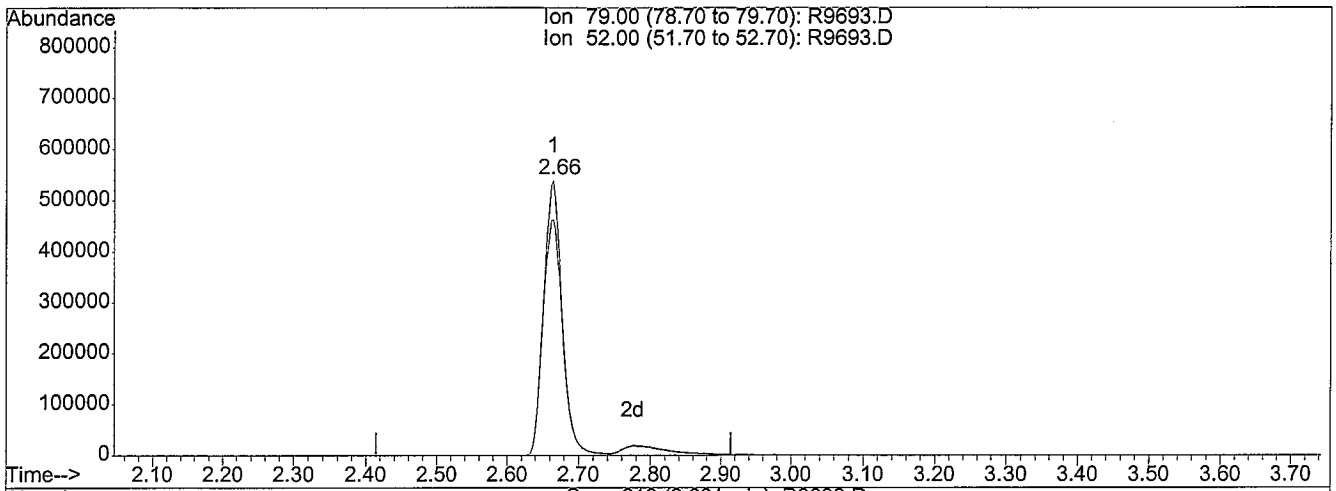

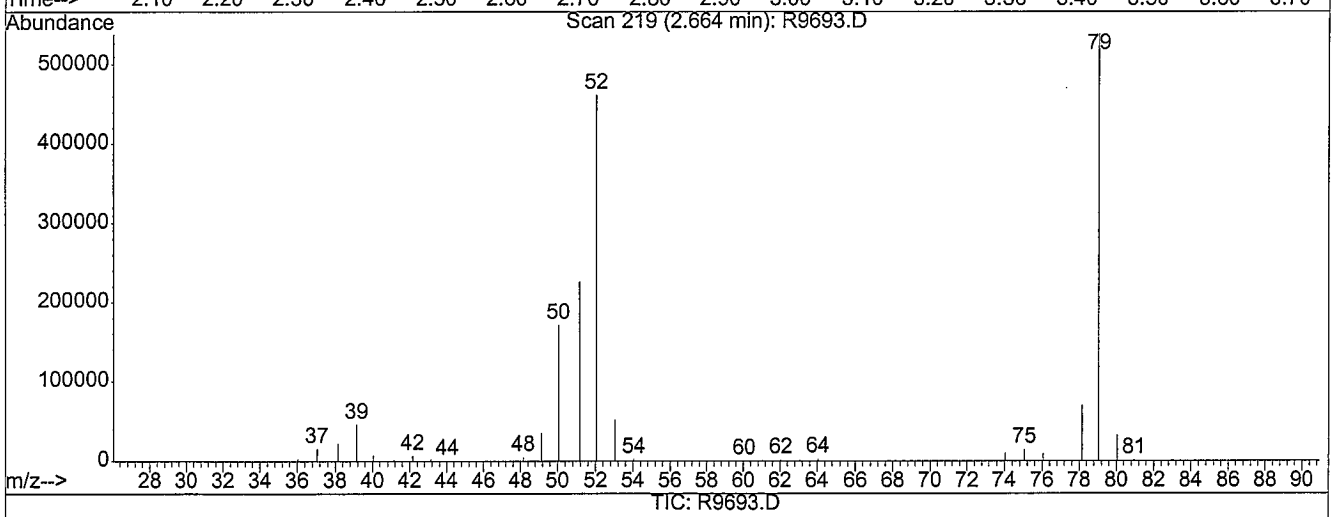

(3) Pyridine (T)

2.66min 107.07ng/uL

response 963158

Ion	Exp%	Act%
79.00	100	100
52.00	88.10	91.37
0.00	0.00	0.00
0.00	0.00	0.00

before

R9693.D 101108S3.M Sun Oct 12 12:54:47 2008

Quantitation Report (Qedit)

Data File : C:\HPCHEM\1\DATA\101108\R9693.D
Acq On : 11 Oct 2008 5:48 pm
Sample : ICALSVSTD120
Misc : ST081010-13
MS Integration Params: LSCINT.P
Quant Time: Oct 12 12:54 2008

Vial: 10
Operator: jk SOP 50
Inst : HPSV-3
Multiplr: 1.00
Quant Results File: temp.res

Method : C:\HPCHEM\1\METHODS\101108S3.M (RTE Integrator)
Title : GC-MS Semivolatiles SOP no. 506
Last Update : Sun Oct 12 12:54:01 2008
Response via : Multiple Level Calibration

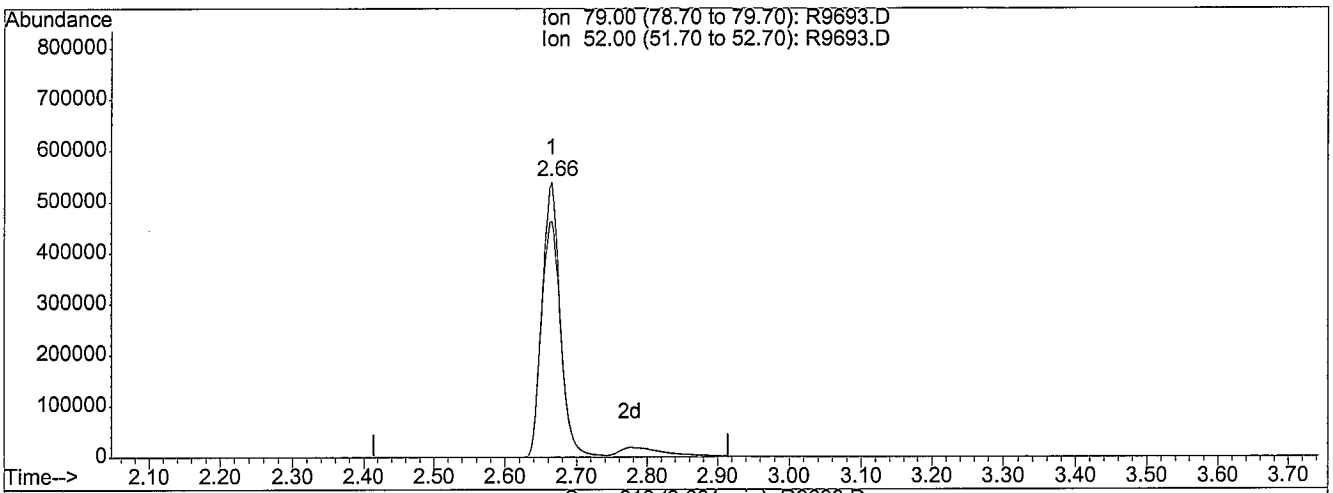

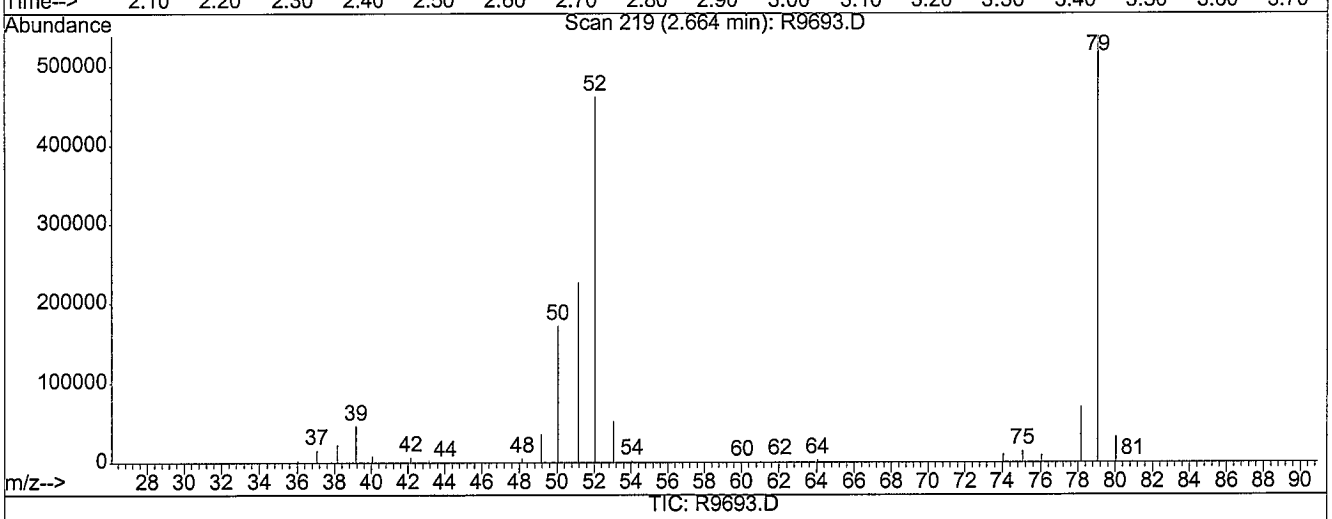

(3) Pyridine (T)

2.66min 117.82ng/uL m

response 1059896

Ion	Exp%	Act%
79.00	100	100
52.00	88.10	83.03
0.00	0.00	0.00
0.00	0.00	0.00

MANUAL RE-INTEGRATION

- ☐ missed peak assignment
- ☐ assigned incorrect name to peak
- ☐ over-integrated peak's area
- ☑ under-integrated peak's area
- ☐ other _____

initials JH *date* 10-12-08

R9693.D 101108S3.M Sun Oct 12 12:54:50 2008

Quantitation Report (Qedit)

Data File : C:\HPCHEM\1\DATA\101108\R9693.D
Acq On : 11 Oct 2008 5:48 pm
Sample : ICALSVSTD120
Misc : ST081010-13
MS Integration Params: LSCINT.P
Quant Time: Oct 12 12:54 2008

Vial: 10
Operator: jk SOP 50
Inst : HPSV-3
Multiplr: 1.00
Quant Results File: temp.res

Method : C:\HPCHEM\1\METHODS\101108S3.M (RTE Integrator)
Title : GC-MS Semivolatiles SOP no. 506
Last Update : Sun Oct 12 12:54:01 2008
Response via : Multiple Level Calibration

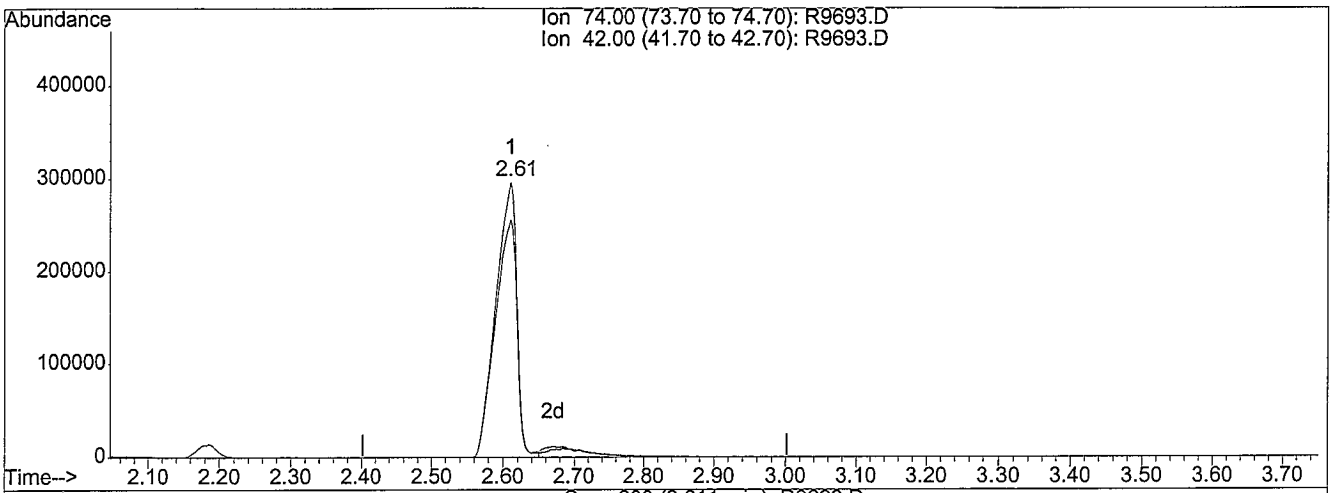

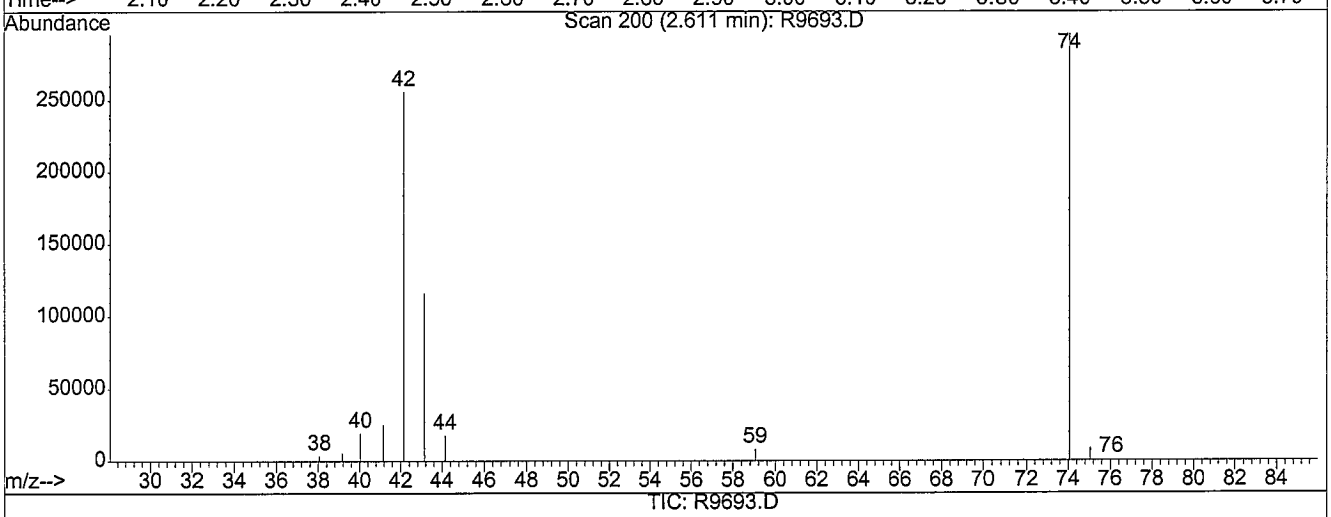

(4) n-Nitrosodimethylamine (T)

2.61min 116.56ng/uL

response 596208

Ion	Exp%	Act%
74.00	100	100
42.00	88.40	95.94
0.00	0.00	0.00
0.00	0.00	0.00

Before

R9693.D 101108S3.M Sun Oct 12 12:54:53 2008

Quantitation Report (Qedit)

Data File : C:\HPCHEM\1\DATA\101108\R9693.D
Acq On : 11 Oct 2008 5:48 pm
Sample : ICALSVSTD120
Misc : ST081010-13
MS Integration Params: LSCINT.P
Quant Time: Oct 12 12:54 2008

Vial: 10
Operator: jk SOP 50
Inst : HPSV-3
Multiplr: 1.00
Quant Results File: temp.res

Method : C:\HPCHEM\1\METHODS\101108S3.M (RTE Integrator)
Title : GC-MS Semivolatiles SOP no. 506
Last Update : Sun Oct 12 12:54:01 2008
Response via : Multiple Level Calibration

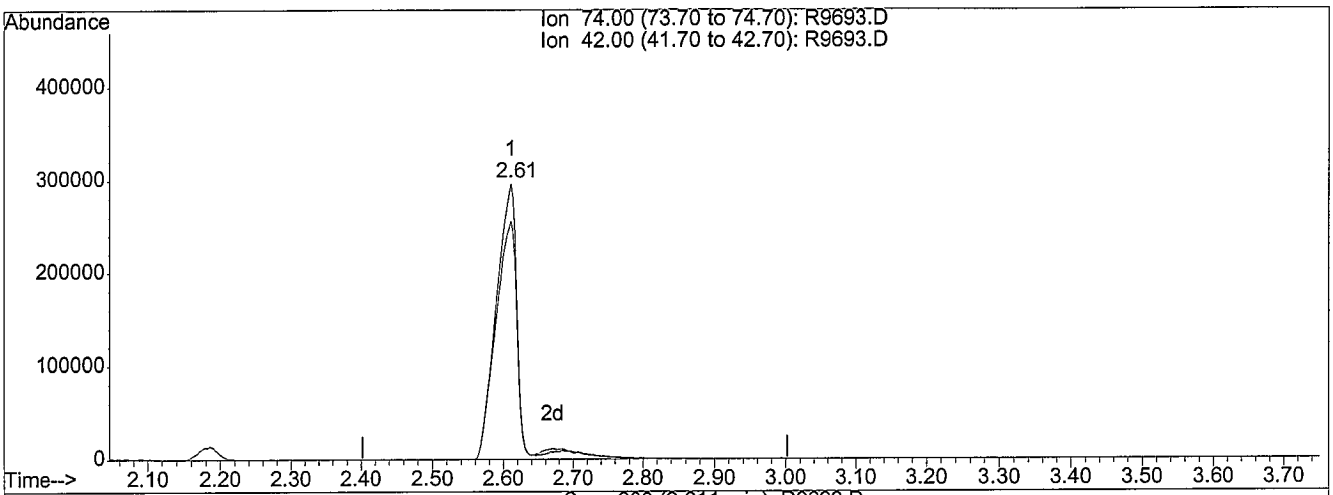

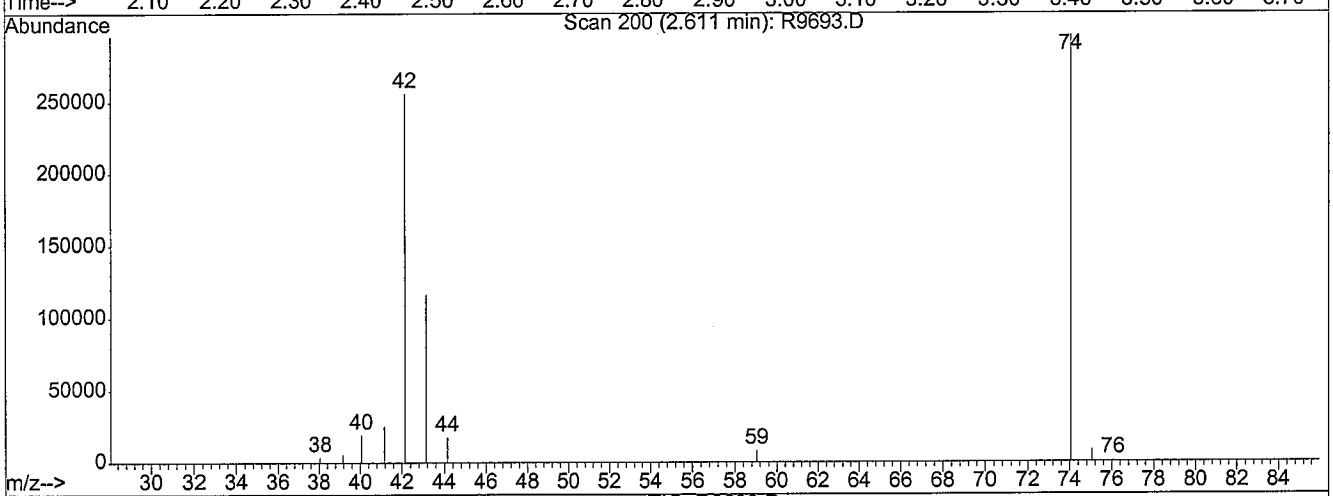

TIC: R9693.D

(4) n-Nitrosodimethylamine (T)

2.61min 126.59ng/uL m

response 647482

Ion	Exp%	Act%
74.00	100	100
42.00	88.40	88.35
0.00	0.00	0.00
0.00	0.00	0.00

MANUAL RE-INTEGRATION

- ☐ missed peak assignment
- ☐ assigned incorrect name to peak
- ☐ over-integrated peak's area
- ☑ under-integrated peak's area
- ☐ other _____

initials JL *date* 10-12-08

R9693.D 101108S3.M Sun Oct 12 12:54:56 2008

Quantitation Report (Qedit)

Data File : C:\HPCHEM\1\DATA\101108\R9693.D
Acq On : 11 Oct 2008 5:48 pm
Sample : ICALSVSTD120
Misc : ST081010-13
MS Integration Params: LSCINT.P
Quant Time: Oct 12 12:54 2008

Vial: 10
Operator: jk SOP 50
Inst : HPSV-3
Multiplr: 1.00
Quant Results File: temp.res

Method : C:\HPCHEM\1\METHODS\101108S3.M (RTE Integrator)
Title : GC-MS Semivolatiles SOP no. 506
Last Update : Sun Oct 12 12:54:01 2008
Response via : Multiple Level Calibration

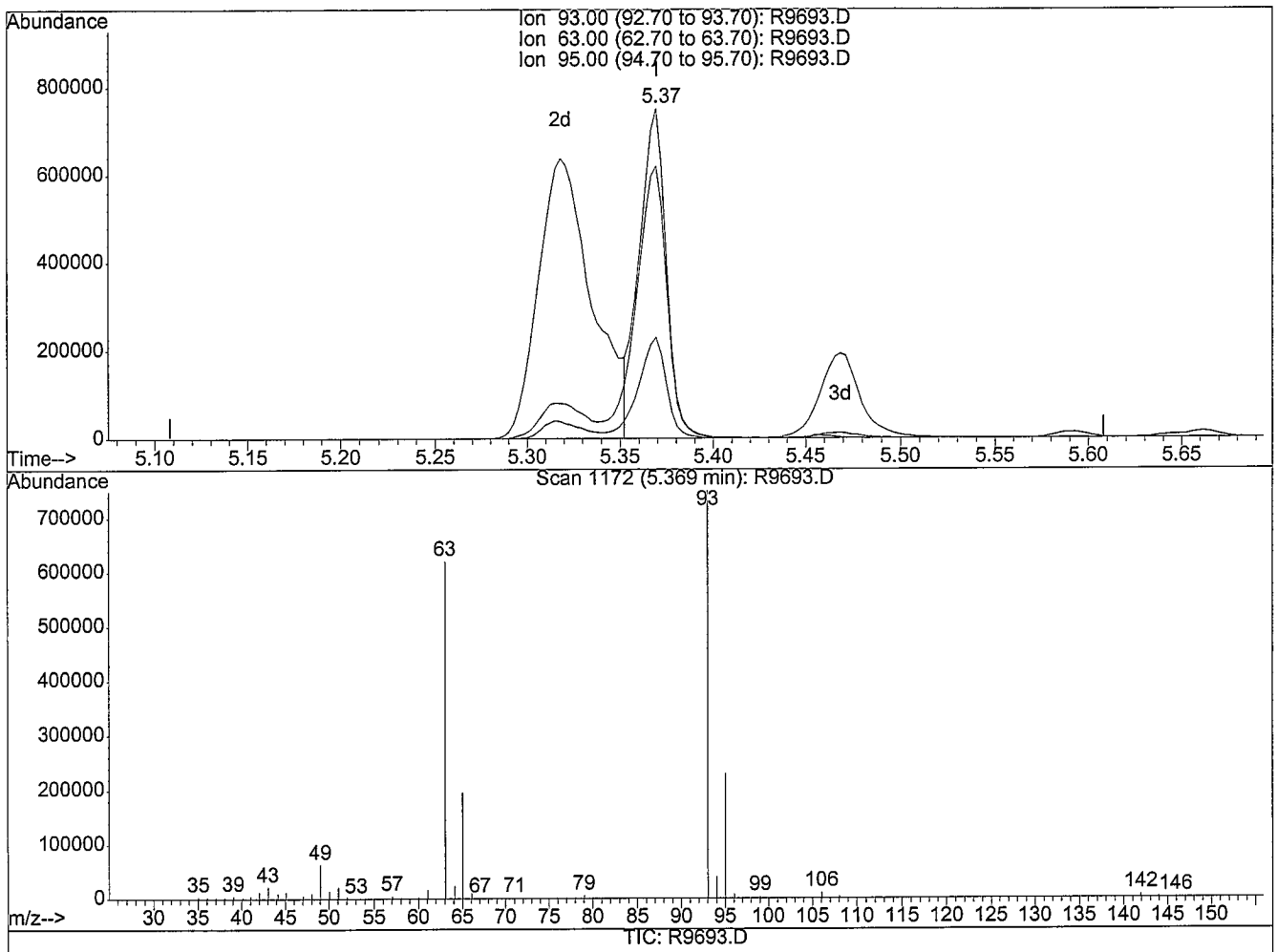

(11) Bis(2-chloroethyl)ether (T)

5.37min 104.85ng/uL

response 758822

Ion	Exp%	Act%
93.00	100	100
63.00	91.60	93.53
95.00	30.30	32.06
0.00	0.00	0.00

before

R9693.D 101108S3.M Sun Oct 12 12:55:07 2008

Quantitation Report (Qedit)

Data File : C:\HPCHEM\1\DATA\101108\R9693.D
Acq On : 11 Oct 2008 5:48 pm
Sample : ICALSVSTD120
Misc : ST081010-13
MS Integration Params: LSCINT.P
Quant Time: Oct 12 12:55 2008

Vial: 10
Operator: jk SOP 50
Inst : HPSV-3
Multiplr: 1.00
Quant Results File: temp.res

Method : C:\HPCHEM\1\METHODS\101108S3.M (RTE Integrator)
Title : GC-MS Semivolatiles SOP no. 506
Last Update : Sun Oct 12 12:54:01 2008
Response via : Multiple Level Calibration

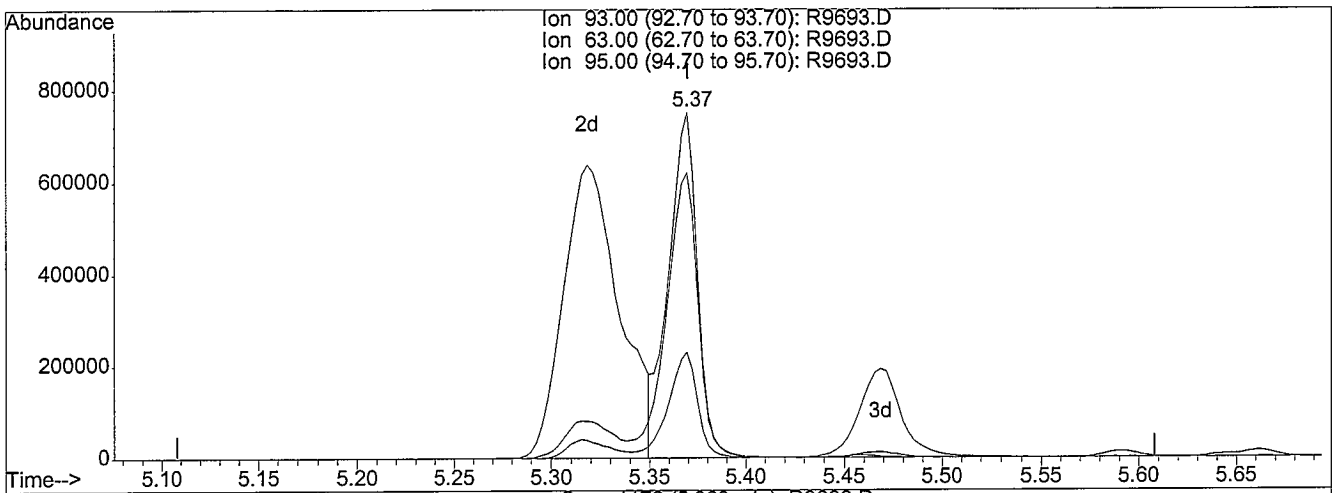

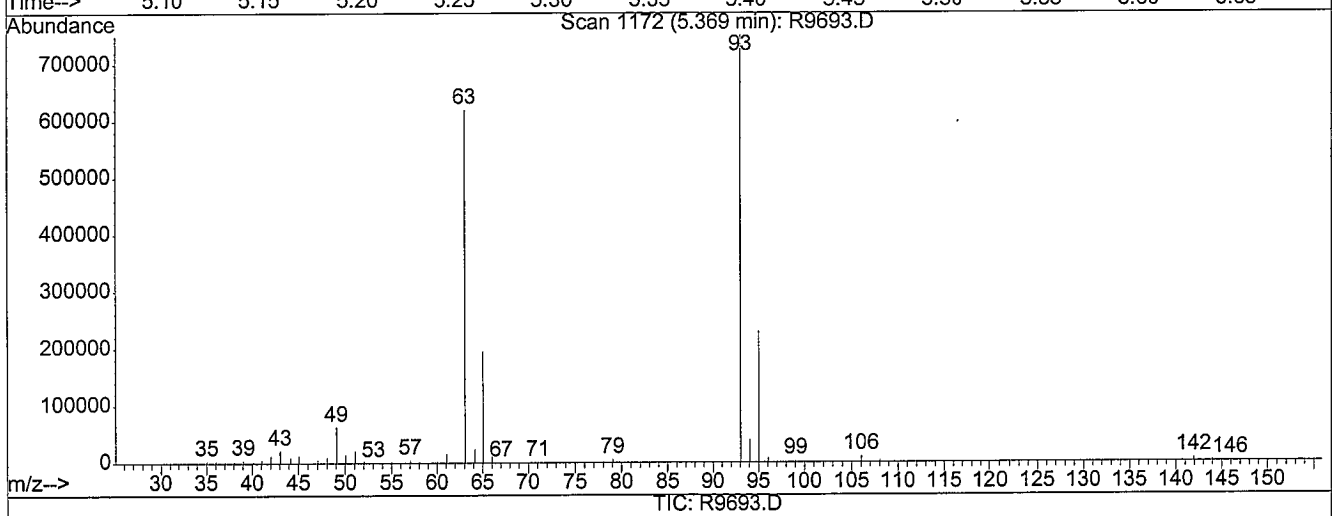

TIC: R9693.D

(11) Bis(2-chloroethyl)ether (T)

5.37min 109.16ng/uL m

response 790025

Ion	Exp%	Act%
93.00	100	100
63.00	91.60	89.84
95.00	30.30	30.79
0.00	0.00	0.00

MANUAL RE-INTEGRATION

- ☐ missed peak assignment
- ☐ assigned incorrect name to peak
- ☐ over-integrated peak's area
- ☑ under-integrated peak's area
- ☐ other _____

initials JC *date* 10-13-08

R9693.D 101108S3.M Sun Oct 12 12:55:13 2008

Quantitation Report (Qedit)

Data File : C:\HPCHEM\1\DATA\101108\R9693.D
Acq On : 11 Oct 2008 5:48 pm
Sample : ICALSVSTD120
Misc : ST081010-13
MS Integration Params: LSCINT.P
Quant Time: Oct 12 12:55 2008

Vial: 10
Operator: jk SOP 50
Inst : HPSV-3
Multiplr: 1.00
Quant Results File: temp.res

Method : C:\HPCHEM\1\METHODS\101108S3.M (RTE Integrator)
Title : GC-MS Semivolatiles SOP no. 506
Last Update : Sun Oct 12 12:54:01 2008
Response via : Multiple Level Calibration

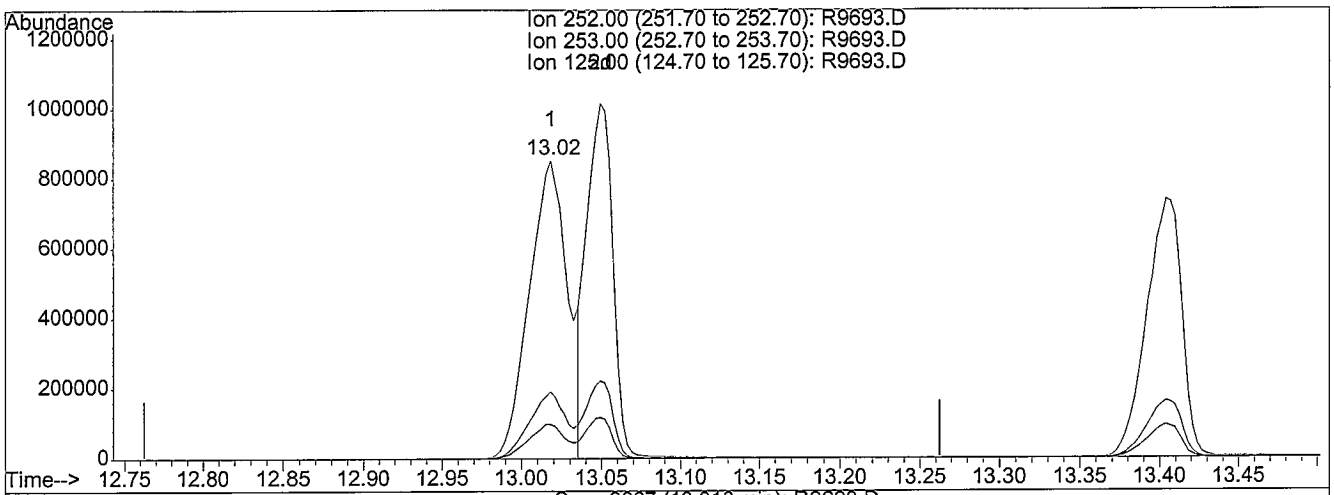

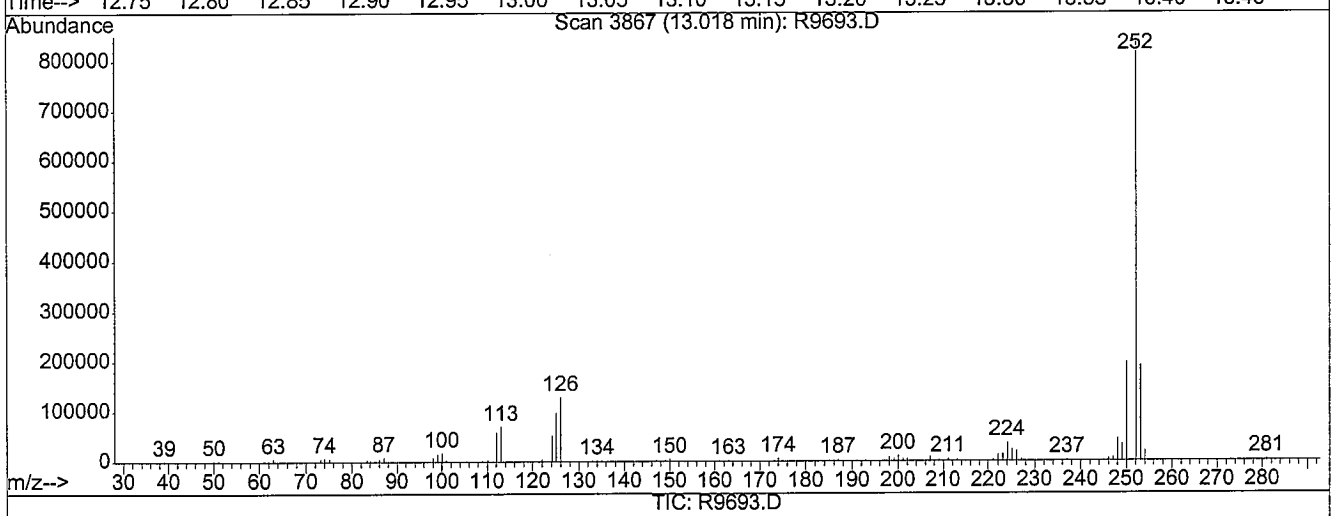

TIC: R9693.D

(92) Benzo[b]fluoranthene (T)

13.02min 123.37ng/uL

response 1403921

Ion	Exp%	Act%
252.00	100	100
253.00	22.00	22.09
125.00	11.90	11.64
0.00	0.00	0.00

BGX

R9693.D 101108S3.M Sun Oct 12 12:55:52 2008

Quantitation Report (Qedit)

Data File : C:\HPCHEM\1\DATA\101108\R9693.D
Acq On : 11 Oct 2008 5:48 pm
Sample : ICALSVSTD120
Misc : ST081010-13
MS Integration Params: LSCINT.P
Quant Time: Oct 12 12:55 2008

Vial: 10
Operator: jk SOP 50
Inst : HPSV-3
Multiplr: 1.00
Quant Results File: temp.res

Method : C:\HPCHEM\1\METHODS\101108S3.M (RTE Integrator)
Title : GC-MS Semivolatiles SOP no. 506
Last Update : Sun Oct 12 12:54:01 2008
Response via : Multiple Level Calibration

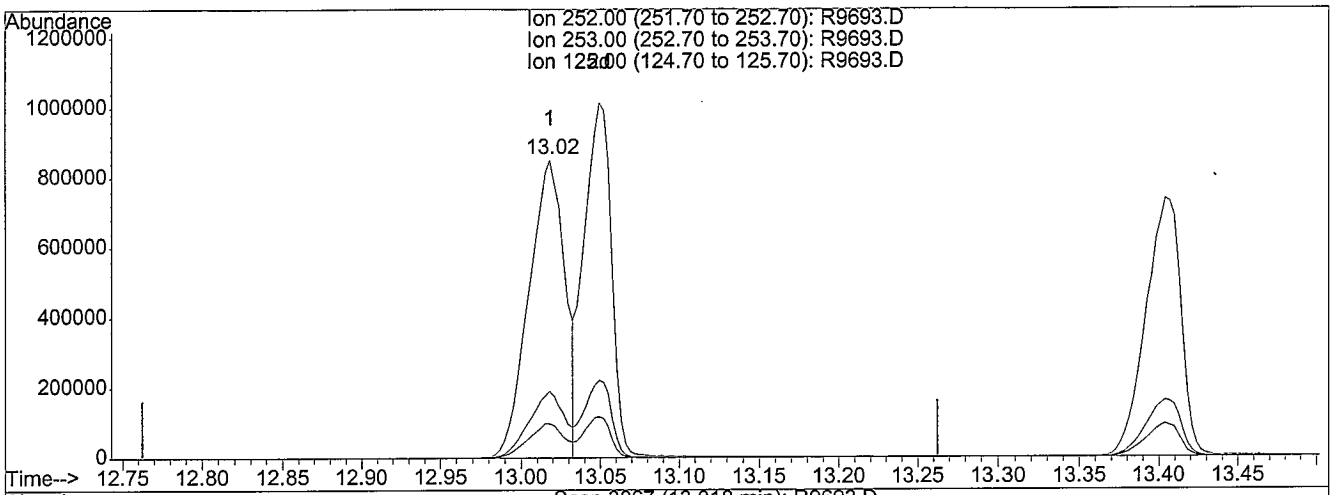

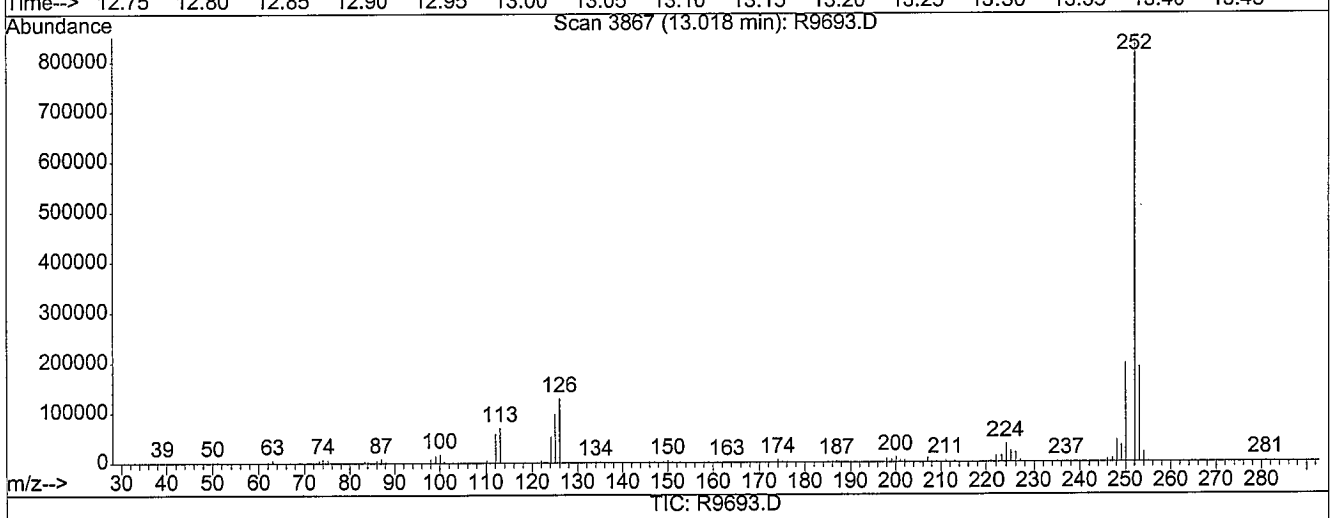

(92) Benzo[b]fluoranthene (T)

13.02min 116.92ng/uL m

response 1330499

Ion	Exp%	Act%
252.00	100	100
253.00	22.00	23.31
125.00	11.90	12.28
0.00	0.00	0.00

MANUAL RE-INTEGRATION

- ☐ missed peak assignment
- ☐ assigned incorrect name to peak
- ☑ over-integrated peak's area
- ☐ under-integrated peak's area
- ☐ other _____

initials JN *date* 10-12-08

R9693.D 101108S3.M Sun Oct 12 12:55:57 2008

Quantitation Report (Qedit)

Data File : C:\HPCHEM\1\DATA\101108\R9693.D
Acq On : 11 Oct 2008 5:48 pm
Sample : ICALSVSTD120
Misc : ST081010-13
MS Integration Params: LSCINT.P
Quant Time: Oct 12 12:55 2008

Vial: 10
Operator: jk SOP 50
Inst : HPSV-3
Multiplr: 1.00
Quant Results File: temp.res

Method : C:\HPCHEM\1\METHODS\101108S3.M (RTE Integrator)
Title : GC-MS Semivolatiles SOP no. 506
Last Update : Sun Oct 12 12:54:01 2008
Response via : Multiple Level Calibration

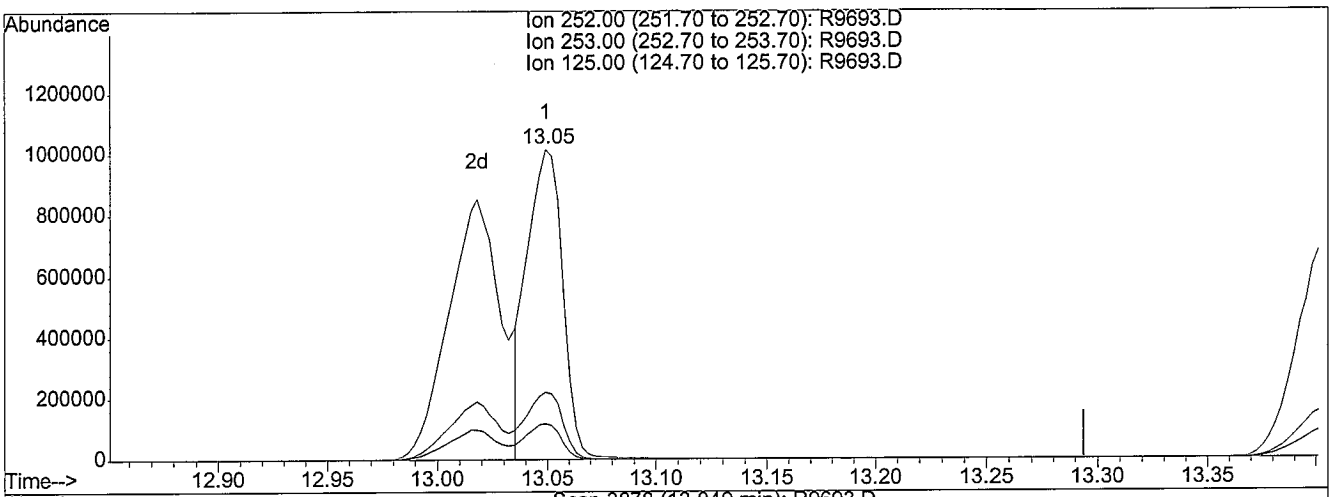

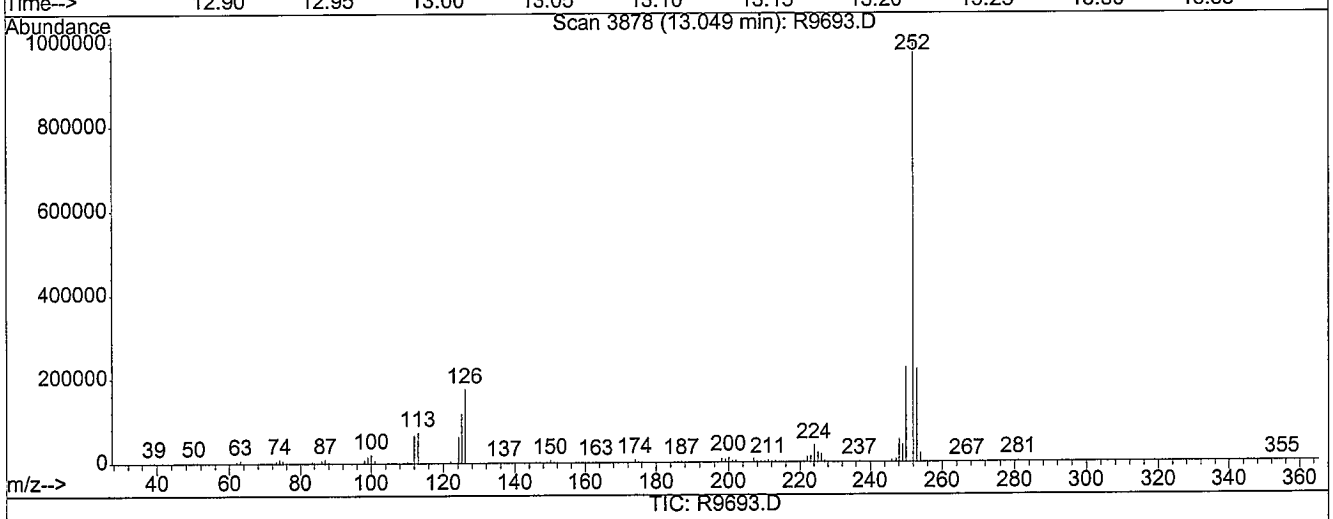

TIC: R9693.D

(93) Benzo[k]fluoranthene (T)

13.05min 112.24ng/uL

response 1176465

Ion	Exp%	Act%
252.00	100	100
253.00	21.90	21.84
125.00	11.60	11.20
0.00	0.00	0.00

Before

R9693.D 101108S3.M Sun Oct 12 12:56:01 2008

Quantitation Report (Qedit)

Data File : C:\HPCHEM\1\DATA\101108\R9693.D
Acq On : 11 Oct 2008 5:48 pm
Sample : ICALSVSTD120
Misc : ST081010-13
MS Integration Params: LSCINT.P
Quant Time: Oct 12 12:56 2008

Vial: 10
Operator: jk SOP 50
Inst : HPSV-3
Multiplr: 1.00
Quant Results File: temp.res

Method : C:\HPCHEM\1\METHODS\101108S3.M (RTE Integrator)
Title : GC-MS Semivolatiles SOP no. 506
Last Update : Sun Oct 12 12:54:01 2008
Response via : Multiple Level Calibration

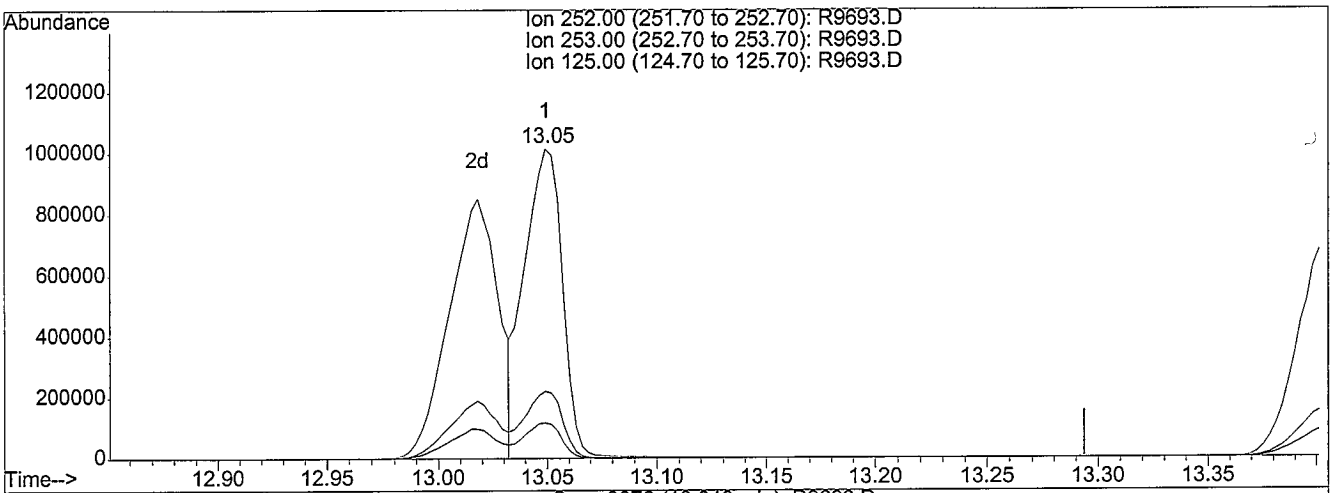

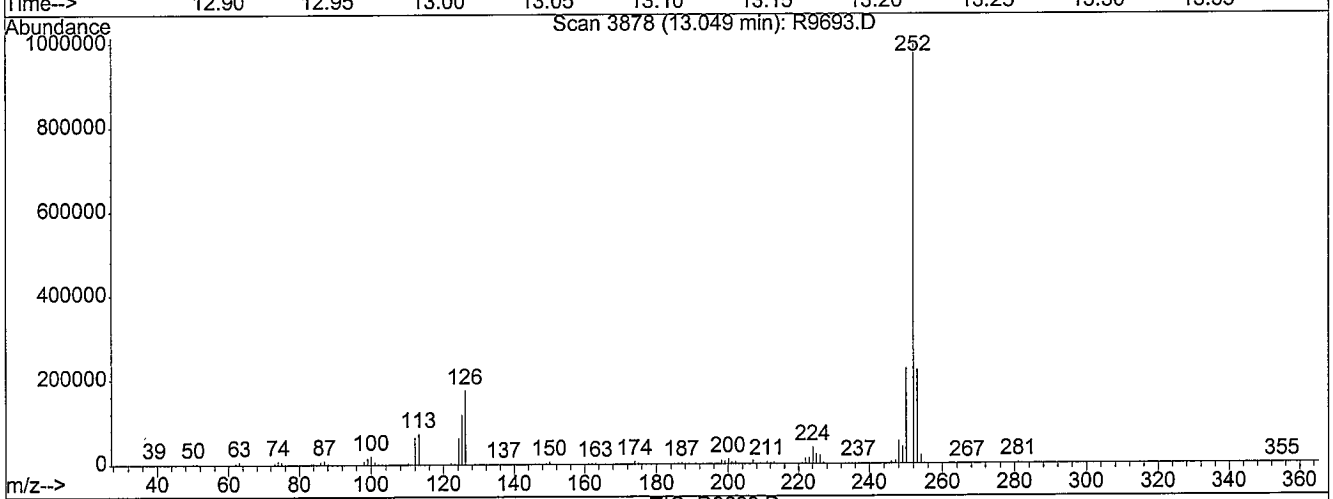

TIC: R9693.D

(93) Benzo[k]fluoranthene (T)

13.05min 119.13ng/uL m

response 1248656

Ion	Exp%	Act%
252.00	100	100
253.00	21.90	20.58
125.00	11.60	10.55
0.00	0.00	0.00

MANUAL RE-INTEGRATION

- ☐ missed peak assignment
- ☐ assigned incorrect name to peak
- ☐ over-integrated peak's area
- ☑ under-integrated peak's area
- ☐ other _____

initials JC *date* 10-12-08

R9693.D 101108S3.M Sun Oct 12 12:56:06 2008

Quantitation Report

Data File : C:\HPCHEM\1\DATA\101108\R9693.D
Acq On : 11 Oct 2008 5:48 pm
Sample : ICALSVSTD120
Misc : ST081010-13
MS Integration Params: LSCINT.P
Quant Time: Oct 12 12:56 2008

Vial: 10
Operator: jk SOP 506
Inst : HPSV-3
Multiplr: 1.00

Quant Results File: 101108S3.RES

Method : C:\HPCHEM\1\METHODS\101108S3.M (RTE Integrator)
Title : GC-MS Semivolatiles SOP no. 506
Last Update : Sun Oct 12 12:54:01 2008
Response via : Initial Calibration



Quantitation Report (QT Reviewed)

Data File : C:\HPCHEM\1\DATA\101108\R9694.D Vial: 11
Acq On : 11 Oct 2008 6:12 pm Operator: jk SOP 506 Rev
Sample : ICVSVSTD050 Inst : HPSV-3
Misc : ST081010-5 Multiplr: 1.00
MS Integration Params: LSCINT.P
Quant Time: Oct 12 13:03 2008 Quant Results File: 101108S3.RES

Quant Method : C:\HPCHEM\1\METHODS\101108S3.M (RTE Integrator)
Title : GC-MS Semivolatiles SOP no. 506
Last Update : Sun Oct 12 12:57:11 2008
Response via : Initial Calibration
DataAcq Meth : 101108S3

Internal Standards	R.T.	QIon	Response	Conc	Units	Dev(Min)
1) 1,4-Dichlorobenzene-d4	5.64	152	203362	40.00	ng/uL	0.00
25) Naphthalene-d8	6.85	136	707268	40.00	ng/uL	0.00
42) Acenaphthene-d10	8.40	164	381666	40.00	ng/uL	0.00
69) Phenanthrene-d10	9.69	188	589036	40.00	ng/uL	0.00
80) Chrysene-d12	11.98	240	553019	40.00	ng/uL	0.00
91) Perylene-d12	13.46	264	482594	40.00	ng/uL	0.00

System Monitoring Compounds						
5) 2-Fluorophenol	0.00	112	0	0.00	ng/uL	
Spiked Amount 75.000	Range 21 - 100		Recovery = 0.00%#			
6) 2-Chlorophenol-d4	0.00	132	0	0.00	ng/uL	
Spiked Amount 75.000	Range 33 - 110		Recovery = 0.00%#			
8) Phenol-d5	5.37	99	1355	0.15	ng/uL	0.07
Spiked Amount 75.000	Range 15 - 104		Recovery = 0.20%#			
15) 1,2-Dichlorobenzene-d4	5.64	152	203362	45.73	ng/uL	-0.16
Spiked Amount 50.000	Range 16 - 110		Recovery = 91.46%			
26) Nitrobenzene-d5	6.14	82	39314	5.42	ng/uL	-0.04
Spiked Amount 50.000	Range 34 - 111		Recovery = 10.84%#			
46) 2-Fluorobiphenyl	0.00	172	0	0.00	ng/uL	
Spiked Amount 50.000	Range 21 - 106		Recovery = 0.00%#			
68) 2,4,6-Tribromophenol	0.00	330	0	0.00	ng/uL	
Spiked Amount 75.000	Range 23 - 100		Recovery = 0.00%#			
83) p-Terphenyl-d14	0.00	244	0	0.00	ng/uL	
Spiked Amount 50.000	Range 33 - 111		Recovery = 0.00%#			

Target Compounds						Qvalue
2) 1,4-Dioxane	2.20	88	175171m	49.35	ng/uL	
3) Pyridine	2.67	79	453890m	47.22	ng/uL	
4) n-Nitrosodimethylamine	2.61	74	248132	45.41	ng/uL	100
7) Aniline	5.31	93	620870	52.51	ng/uL	96
9) Phenol	5.32	94	510202	50.10	ng/uL	99
10) Tetramethylurea	5.37	72	666194	47.28	ng/uL	99
11) Bis(2-chloroethyl)ether	5.36	93	357706	46.06	ng/uL	99
12) 2-Chlorophenol	5.46	128	338331	49.74	ng/uL	95
13) 1,3-Dichlorobenzene	5.59	146	385636	50.86	ng/uL	100
14) 1,4-Dichlorobenzene	5.66	146	377127	50.15	ng/ul	100
16) 1,2-Dichlorobenzene	5.81	146	356195	52.17	ng/uL	99
17) Benzyl Alcohol	5.77	108	233035	51.65	ng/uL	99
18) Bis(2-chloroisopropyl)ethe	5.88	45	606998	45.47	ng/uL	99
19) 2-Methylphenol	5.89	107	260005	49.42	ng/uL	99
20) n-Nitroso-di-n-propylamine	6.01	70	247918	47.79	ng/uL	99
21) 3+4-Methylphenol	6.03	108	313591	49.18	ng/uL	93

(#) = qualifier out of range (m) = manual integration
R9694.D 101108S3.M Sun Oct 12 13:04:03 2008 JC 10-12-08 Page 1

Quantitation Report (QT Reviewed)

Data File : C:\HPCHEM\1\DATA\101108\R9694.D Vial: 11
Acq On : 11 Oct 2008 6:12 pm Operator: jk SOP 506 Rev
Sample : ICVSVSTD050 Inst : HPSV-3
Misc : ST081010-5 Multiplr: 1.00
MS Integration Params: LSCINT.P
Quant Time: Oct 12 13:03 2008 Quant Results File: 101108S3.RES

Quant Method : C:\HPCHEM\1\METHODS\101108S3.M (RTE Integrator)
Title : GC-MS Semivolatiles SOP no. 506
Last Update : Sun Oct 12 12:57:11 2008
Response via : Initial Calibration
DataAcq Meth : 101108S3

Compound	R.T.	QIon	Response	Conc Unit	Qvalue
22) N-Methylaniline	6.01	106	453642	46.36 ng/uL	93
23) Hexachloroethane	6.14	117	160978	50.17 ng/uL	99
24) N,N-Dimethylaniline	6.19	120	443033	48.76 ng/uL	98
27) Nitrobenzene	6.20	123	153313	51.43 ng/uL	97
28) Isophorone	6.41	82	692232	50.78 ng/uL	100
29) N-Ethylaniline	6.43	106	630922	50.73 ng/uL	100
30) 2-Nitrophenol	6.49	139	176171	54.10 ng/uL	99
31) 2,4-Dimethylphenol	6.52	107	325493	48.60 ng/uL	100
32) Bis(2-chloroethoxy)methane	6.58	93	418970	49.31 ng/uL	100
33) 2,4-Dichlorophenol	6.73	162	256330	51.34 ng/uL	99
34) Benzoic acid	6.63	105	201237	56.52 ng/uL	97
35) 1,2,4-Trichlorobenzene	6.79	180	276883	51.36 ng/uL	99
36) Naphthalene	6.87	128	927737	52.81 ng/uL	99
37) 4-Chloroaniline	6.90	127	385019	54.16 ng/uL	99
38) Hexachlorobutadiene	6.96	225	168807	54.32 ng/uL	99
39) 4-Chloro-3-methylphenol	7.34	107	307937	53.75 ng/uL	100
40) 2-Methylnaphthalene	7.48	142	633254	53.80 ng/uL	100
41) 1-Methylnaphthalene	7.57	142	547741	47.16 ng/uL	98
43) Hexachlorocyclopentadiene	7.61	237	130768	54.76 ng/uL	98
44) 2,4,6-Trichlorophenol	7.73	196	171887	52.19 ng/uL	99
45) 2,4,5-Trichlorophenol	7.79	196	191365	57.57 ng/uL	98
47) 2-Chloronaphthalene	7.92	162	581251	52.81 ng/uL	99
48) 2-Nitroaniline	8.00	65	258812	59.62 ng/uL	100
49) 1,4-Dinitrobenzene	8.11	168	91757	57.92 ng/uL	97
50) Dimethylphthalate	8.12	163	587152	48.75 ng/uL	100
51) 1,3-Dinitrobenzene	8.17	168	100138	54.49 ng/uL	99
52) 2,6-Dinitrotoluene	8.19	165	148874	53.70 ng/uL	99
53) 1,2-Dinitrobenzene	8.25	168	70671	54.46 ng/uL	99
54) Acenaphthylene	8.29	152	954361	53.29 ng/uL	100
55) 3-Nitroaniline	8.35	138	167339	60.89 ng/uL	99
56) Acenaphthene	8.44	154	589858	54.31 ng/uL	99
57) 2,4-Dinitrophenol	8.44	184	61216m	62.05 ng/uL	
58) 4-Nitrophenol	8.54	109	87169	58.05 ng/uL	98
59) Dibenzofuran	8.58	168	793522	54.25 ng/uL	99
60) 2,4-Dinitrotoluene	8.54	165	194328	56.54 ng/uL	99
61) 2,3,5,6-Tetrachlorophenol	8.65	232	139215	56.72 ng/uL	100
62) 2,3,4,6-Tetrachlorophenol	8.68	232	143169	51.49 ng/uL	99
63) Diethylphthalate	8.72	149	586141	48.82 ng/uL	100
64) Fluorene	8.88	166	638937	54.33 ng/uL	100
65) 4-Chlorophenyl phenyl ethe	8.85	204	271268	49.67 ng/uL	99
66) 4-Nitroaniline	8.88	138	156333	62.71 ng/uL	99

(#) = qualifier out of range (m) = manual integration

Quantitation Report (QT Reviewed)

Data File : C:\HPCHEM\1\DATA\101108\R9694.D Vial: 11
Acq On : 11 Oct 2008 6:12 pm Operator: jk SOP 506 Rev
Sample : ICVSVSTD050 Inst : HPSV-3
Misc : ST081010-5 Multiplr: 1.00
MS Integration Params: LSCINT.P
Quant Time: Oct 12 13:03 2008 Quant Results File: 101108S3.RES

Quant Method : C:\HPCHEM\1\METHODS\101108S3.M (RTE Integrator)
Title : GC-MS Semivolatiles SOP no. 506
Last Update : Sun Oct 12 12:57:11 2008
Response via : Initial Calibration
DataAcq Meth : 101108S3

	Compound	R.T.	QIon	Response	Conc Unit	Qvalue
67)	Azobenzene	8.99	77	788458	53.88 ng/uL	100
70)	4,6-Dinitro-2-methylphenol	8.90	198	100143	58.92 ng/uL	98
71)	n-Nitrosodiphenylamine	8.95	169	497393	50.81 ng/uL	99
72)	4-Bromophenyl phenyl ether	9.27	248	149538	44.00 ng/uL	99
73)	Hexachlorobenzene	9.35	284	201299	52.75 ng/uL	99
74)	Pentachlorophenol	9.52	266	104335	61.73 ng/uL	98
75)	Phenanthrene	9.72	178	889477	53.20 ng/uL	99
76)	Anthracene	9.76	178	900955	53.37 ng/uL	99
77)	Carbazole	9.88	167	819681	54.92 ng/uL	100
78)	Di-n-butylphthalate	10.10	149	1075122	48.18 ng/uL	100
79)	Fluoranthene	10.74	202	991207	55.08 ng/uL	99
81)	Benzidine	10.82	184	469541	45.37 ng/uL	100
82)	Pyrene	10.94	202	1010534	51.74 ng/uL	99
84)	Butylbenzylphthalate	11.40	149	514727	53.43 ng/uL	98
85)	Bis(2-ethylhexyl) adipate	11.42	129	376571	48.25 ng/uL	94
86)	Benzo[a]anthracene	11.97	228	879275	53.42 ng/uL	100
87)	3,3'-Dichlorobenzidine	11.91	252	303368	49.16 ng/uL	99
88)	Chrysene	12.00	228	825553	52.54 ng/uL	100
89)	Bis(2-ethylhexyl)phthalate	11.86	149	666133	51.54 ng/uL	99
90)	Di-n-octylphthalate	12.43	149	1044897	53.61 ng/uL	99
92)	Benzo[b]fluoranthene	13.01	252	809661m	52.91 ng/uL	
93)	Benzo[k]fluoranthene	13.04	252	780899m	55.38 ng/uL	
94)	Benzo[a]pyrene	13.40	252	724151	54.55 ng/uL	99
95)	Indeno(1,2,3-c,d)pyrene	14.96	276	540310	51.85 ng/uL	98
96)	Dibenzo[a,h]anthracene	14.95	278	465388	53.87 ng/uL	99
97)	Benzo[g,h,i]perylene	15.41	276	435828	51.69 ng/uL	99

(#) = qualifier out of range (m) = manual integration

Quantitation Report (Qedit)

Data File : C:\HPCHEM\1\DATA\101108\R9694.D
Acq On : 11 Oct 2008 6:12 pm
Sample : ICVSVSTD050
Misc : ST081010-5
MS Integration Params: LSCINT.P
Quant Time: Oct 12 12:57 2008

Vial: 11
Operator: jk SOP 50
Inst : HPSV-3
Multiplr: 1.00
Quant Results File: temp.res

Method : C:\HPCHEM\1\METHODS\101108S3.M (RTE Integrator)
Title : GC-MS Semivolatiles SOP no. 506
Last Update : Sun Oct 12 12:57:11 2008
Response via : Multiple Level Calibration

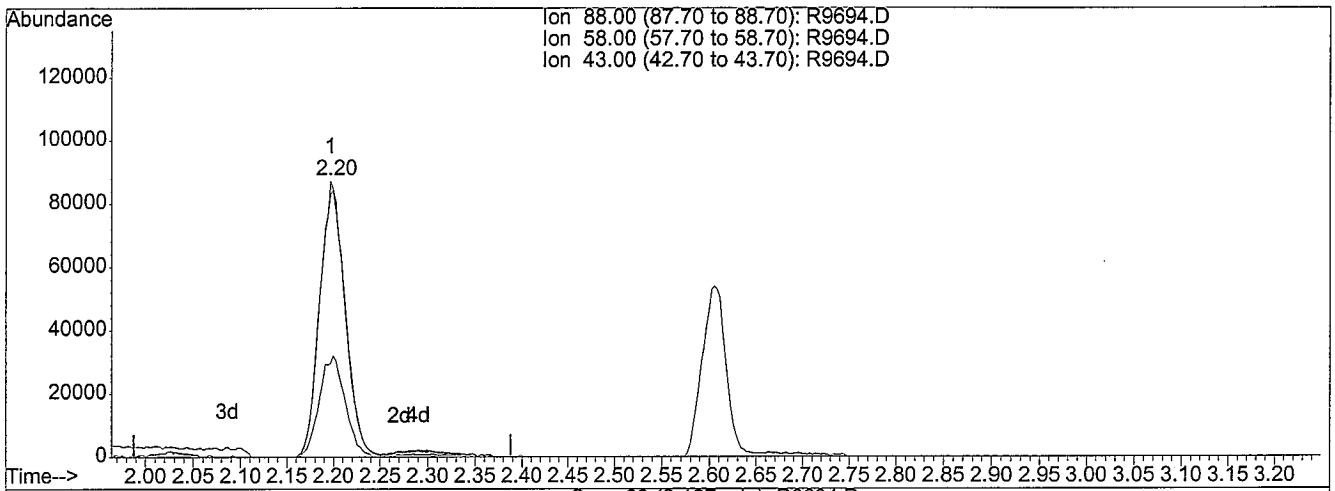

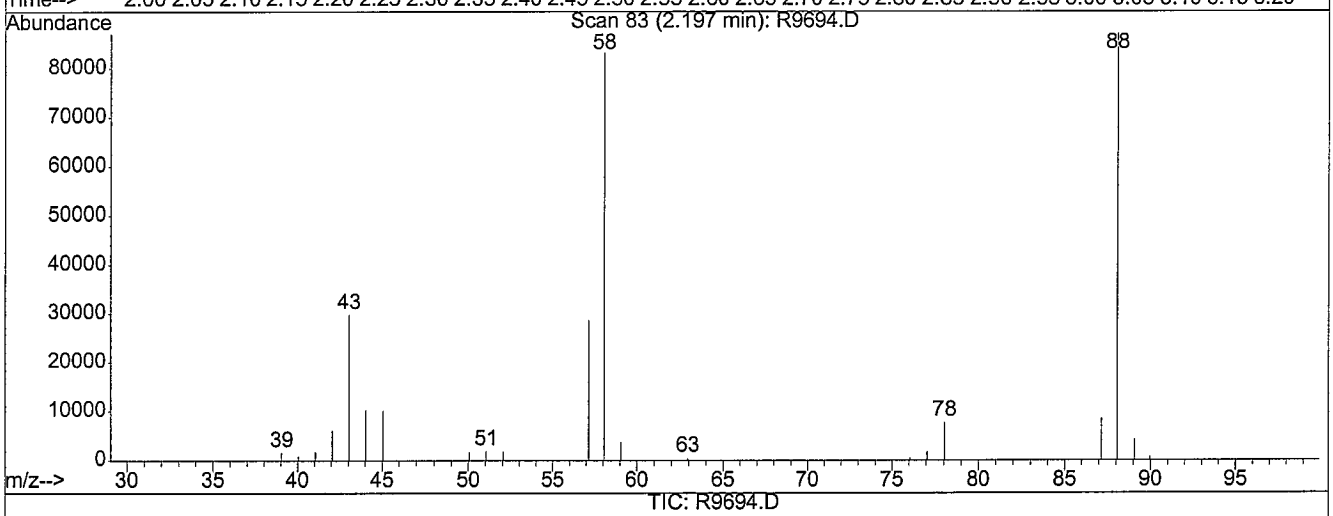

TIC: R9694.D

(2) 1,4-Dioxane (T)

2.20min 46.87ng/uL

response 166357

Ion	Exp%	Act%
88.00	100	100
58.00	90.70	97.63
43.00	34.50	37.38
0.00	0.00	0.00

R9694.D 101108S3.M Sun Oct 12 12:58:35 2008

Quantitation Report (Qedit)

Data File : C:\HPCHEM\1\DATA\101108\R9694.D
Acq On : 11 Oct 2008 6:12 pm
Sample : ICVSVSTD050
Misc : ST081010-5
MS Integration Params: LSCINT.P
Quant Time: Oct 12 12:58 2008

Vial: 11
Operator: jk SOP 50
Inst : HPSV-3
Multiplr: 1.00
Quant Results File: temp.res

Method : C:\HPCHEM\1\METHODS\101108S3.M (RTE Integrator)
Title : GC-MS Semivolatiles SOP no. 506
Last Update : Sun Oct 12 12:57:11 2008
Response via : Multiple Level Calibration

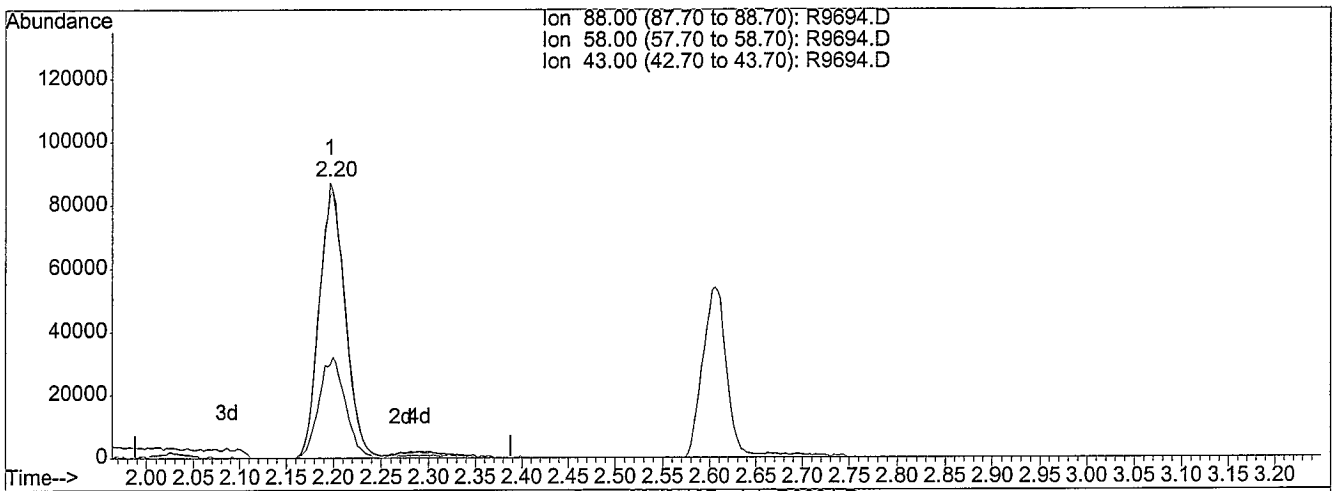

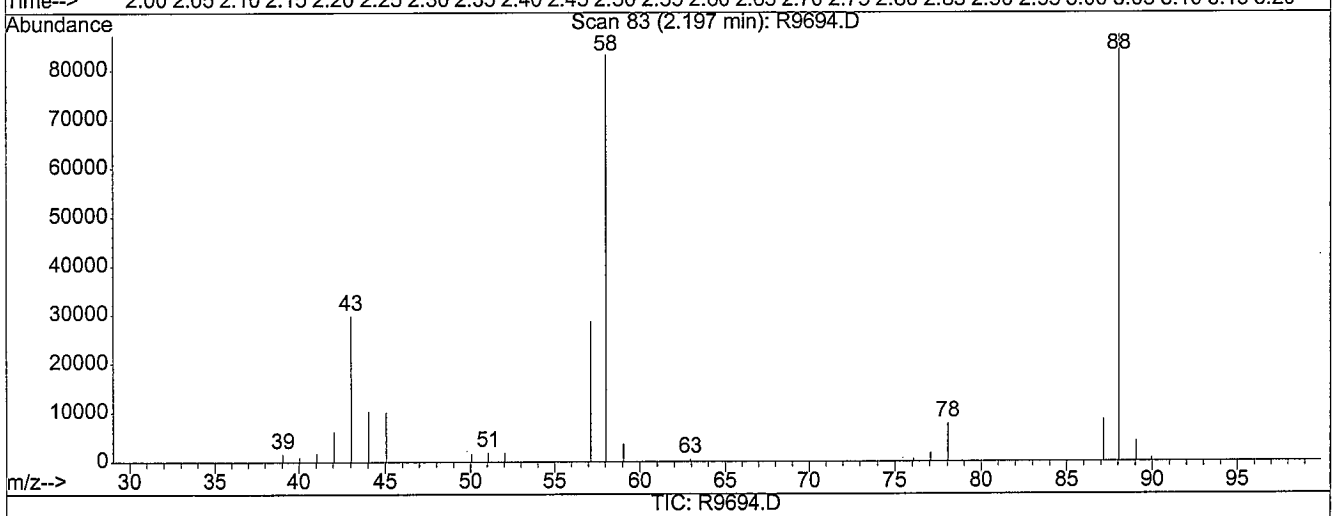

TIC: R9694.D

(2) 1,4-Dioxane (T)

2.20min 49.35ng/uL m

response 175171

Ion	Exp%	Act%
88.00	100	100
58.00	90.70	92.72
43.00	34.50	35.50
0.00	0.00	0.00

MANUAL RE-INTEGRATION

- ☐ missed peak assignment
- ☐ assigned incorrect name to peak
- ☐ over-integrated peak's area
- ☑ under-integrated peak's area
- ☐ other _____

initials gcl *date* 10-12-08

R9694.D 101108S3.M Sun Oct 12 12:58:38 2008

Quantitation Report (Qedit)

Data File : C:\HPCHEM\1\DATA\101108\R9694.D Vial: 11
Acq On : 11 Oct 2008 6:12 pm Operator: jk SOP 50
Sample : ICVSVSTD050 Inst : HPSV-3
Misc : ST081010-5 Multiplr: 1.00
MS Integration Params: LSCINT.P
Quant Time: Oct 12 12:58 2008 Quant Results File: temp.res

Method : C:\HPCHEM\1\METHODS\101108S3.M (RTE Integrator)
Title : GC-MS Semivolatiles SOP no. 506
Last Update : Sun Oct 12 12:57:11 2008
Response via : Multiple Level Calibration

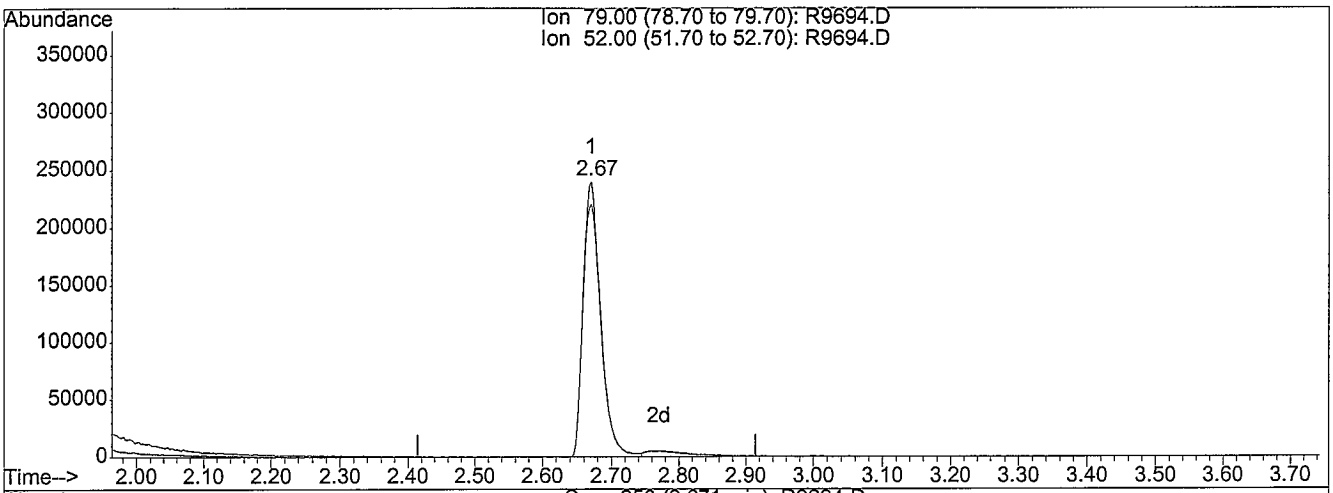

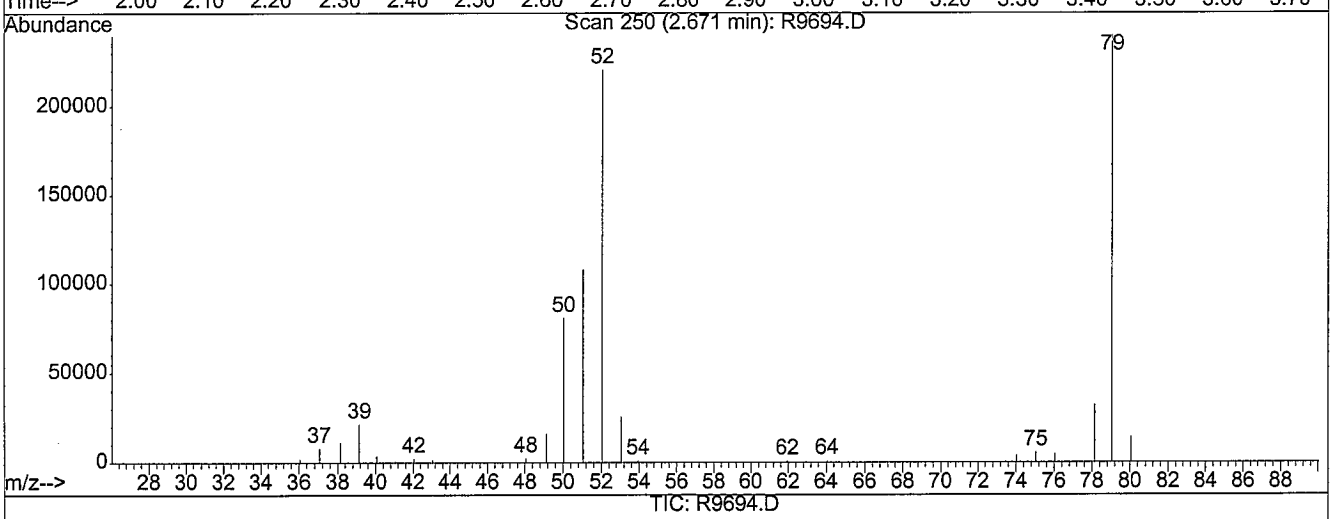

TIC: R9694.D

(3) Pyridine (T)

2.67min 44.52ng/uL

response 427881

Ion	Exp%	Act%
79.00	100	100
52.00	88.10	100.61
0.00	0.00	0.00
0.00	0.00	0.00

Before

R9694.D 101108S3.M Sun Oct 12 12:58:41 2008

Quantitation Report (Qedit)

Data File : C:\HPCHEM\1\DATA\101108\R9694.D
Acq On : 11 Oct 2008 6:12 pm
Sample : ICVSVSTD050
Misc : ST081010-5
MS Integration Params: LSCINT.P
Quant Time: Oct 12 12:58 2008

Vial: 11
Operator: jk SOP 50
Inst : HPSV-3
Multiplr: 1.00
Quant Results File: temp.res

Method : C:\HPCHEM\1\METHODS\101108S3.M (RTE Integrator)
Title : GC-MS Semivolatiles SOP no. 506
Last Update : Sun Oct 12 12:57:11 2008
Response via : Multiple Level Calibration

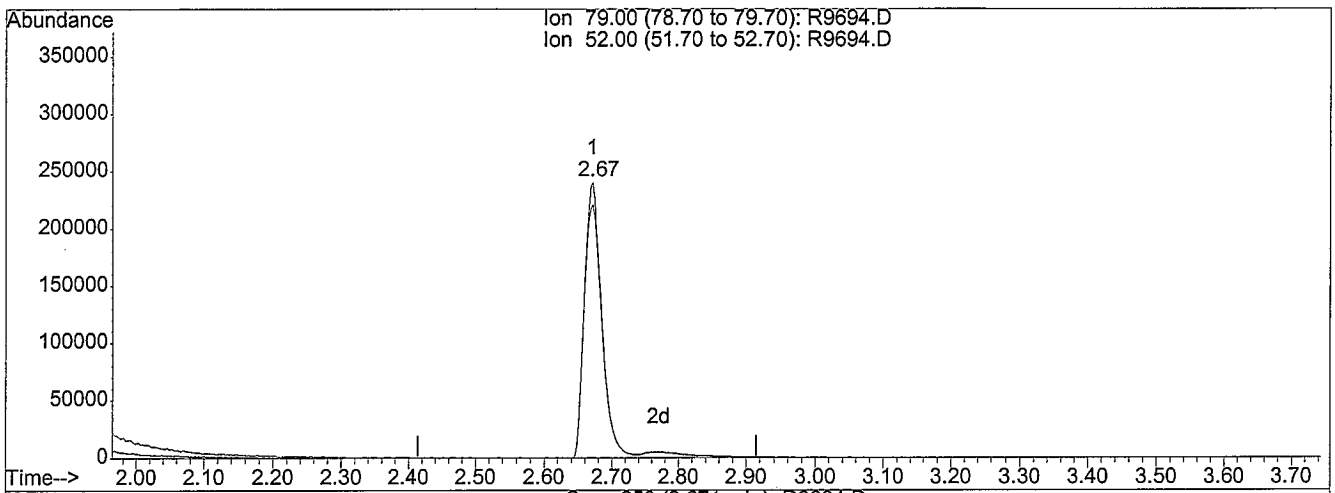

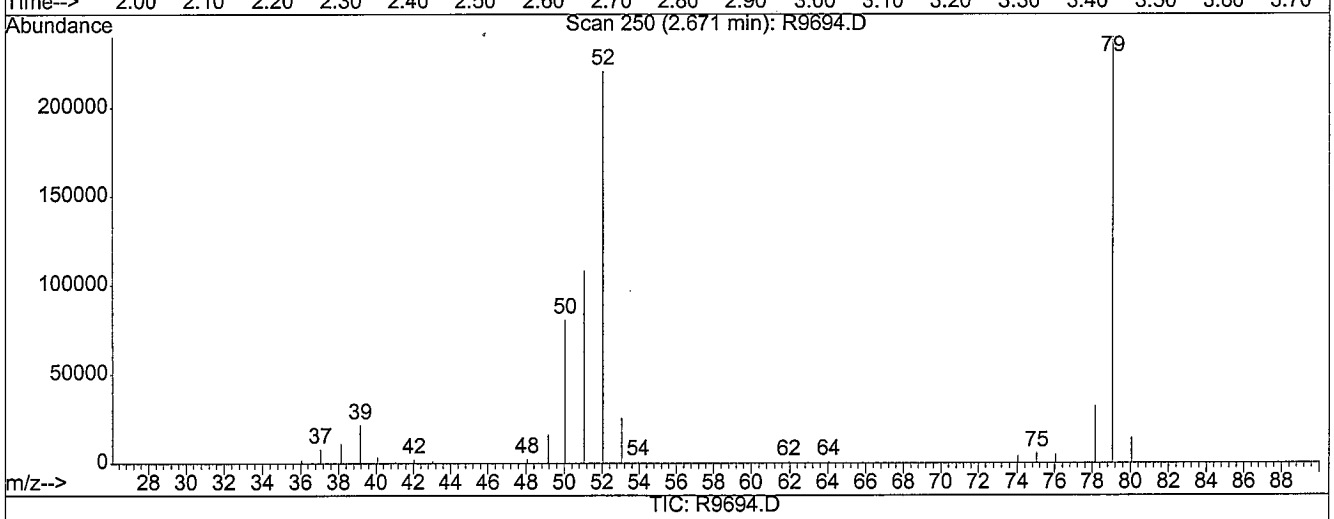

(3) Pyridine (T)

2.67min 47.22ng/uL m

response 453890

Ion	Exp%	Act%
79.00	100	100
52.00	88.10	94.84
0.00	0.00	0.00
0.00	0.00	0.00

MANUAL RE-INTEGRATION

- ☐ missed peak assignment
- ☐ assigned incorrect name to peak
- ☐ over-integrated peak's area
- ☑ under-integrated peak's area
- ☐ other _____

initials JU *date* 10-12-08

R9694.D 101108S3.M Sun Oct 12 12:58:45 2008

Quantitation Report (Qedit)

Data File : C:\HPCHEM\1\DATA\101108\R9694.D
Acq On : 11 Oct 2008 6:12 pm
Sample : ICVSVSTD050
Misc : ST081010-5
MS Integration Params: LSCINT.P
Quant Time: Oct 12 13:00 2008

Vial: 11
Operator: jk SOP 50
Inst : HPSV-3
Multiplr: 1.00
Quant Results File: temp.res

Method : C:\HPCHEM\1\METHODS\101108S3.M (RTE Integrator)
Title : GC-MS Semivolatiles SOP no. 506
Last Update : Sun Oct 12 12:57:11 2008
Response via : Multiple Level Calibration

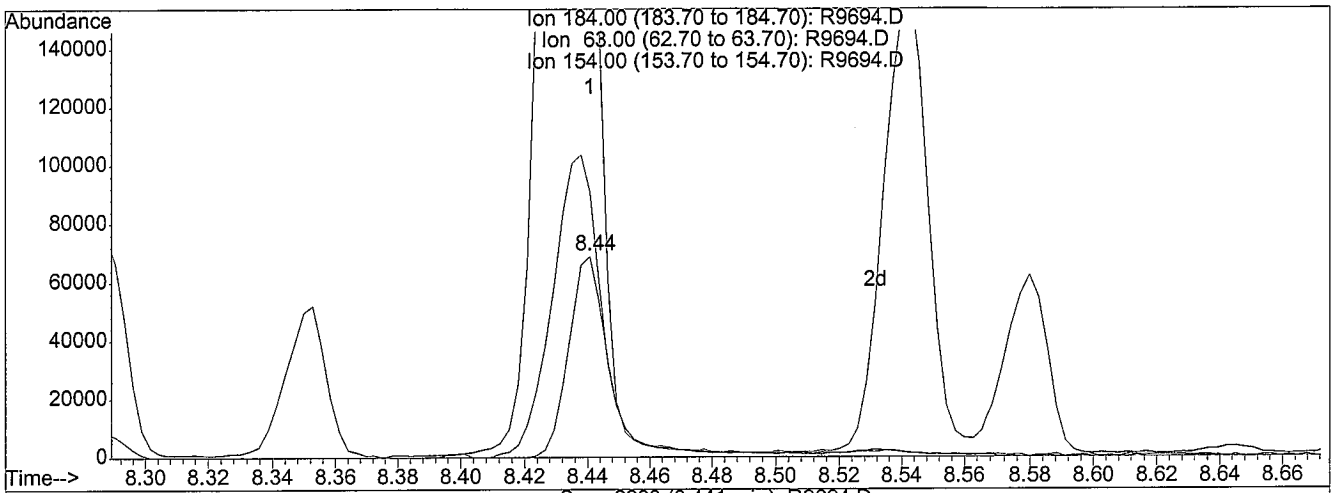

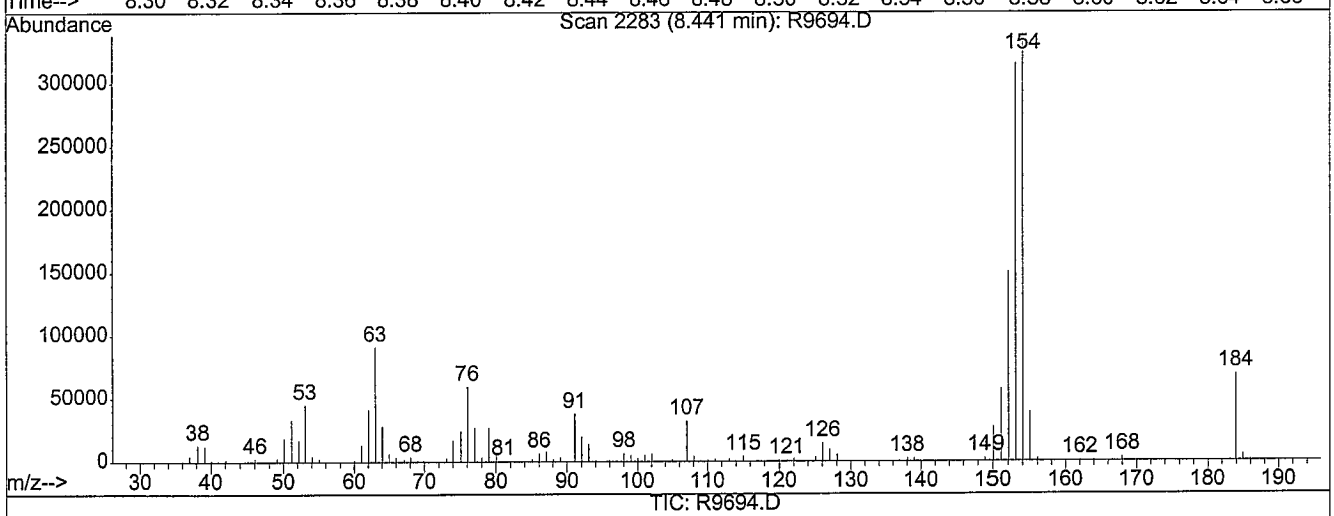

TIC: R9694.D

(57) 2,4-Dinitrophenol (TP)

8.44min 64.61ng/uL

response 64405

Ion	Exp%	Act%
184.00	100	100
63.00	210.20	183.59
154.00	1133.00	915.86
0.00	0.00	0.00

BcGa

R9694.D 101108S3.M Sun Oct 12 13:03:33 2008

Quantitation Report (Qedit)

Data File : C:\HPCHEM\1\DATA\101108\R9694.D
Acq On : 11 Oct 2008 6:12 pm
Sample : ICVSVSTD050
Misc : ST081010-5
MS Integration Params: LSCINT.P
Quant Time: Oct 12 13:03 2008

Vial: 11
Operator: jk SOP 50
Inst : HPSV-3
Multiplr: 1.00
Quant Results File: temp.res

Method : C:\HPCHEM\1\METHODS\101108S3.M (RTE Integrator)
Title : GC-MS Semivolatiles SOP no. 506
Last Update : Sun Oct 12 12:57:11 2008
Response via : Multiple Level Calibration

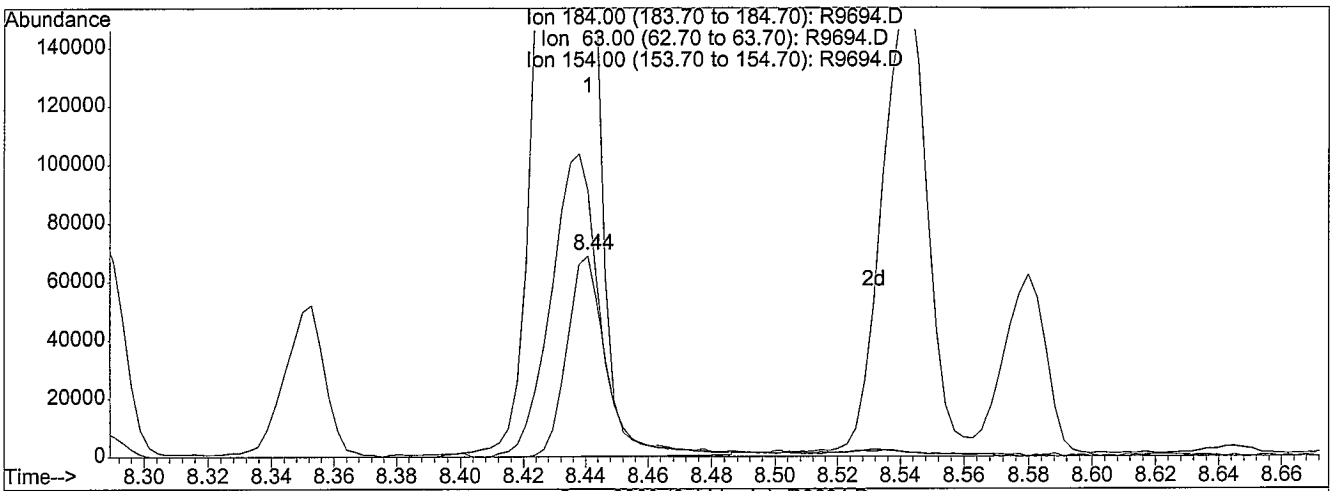

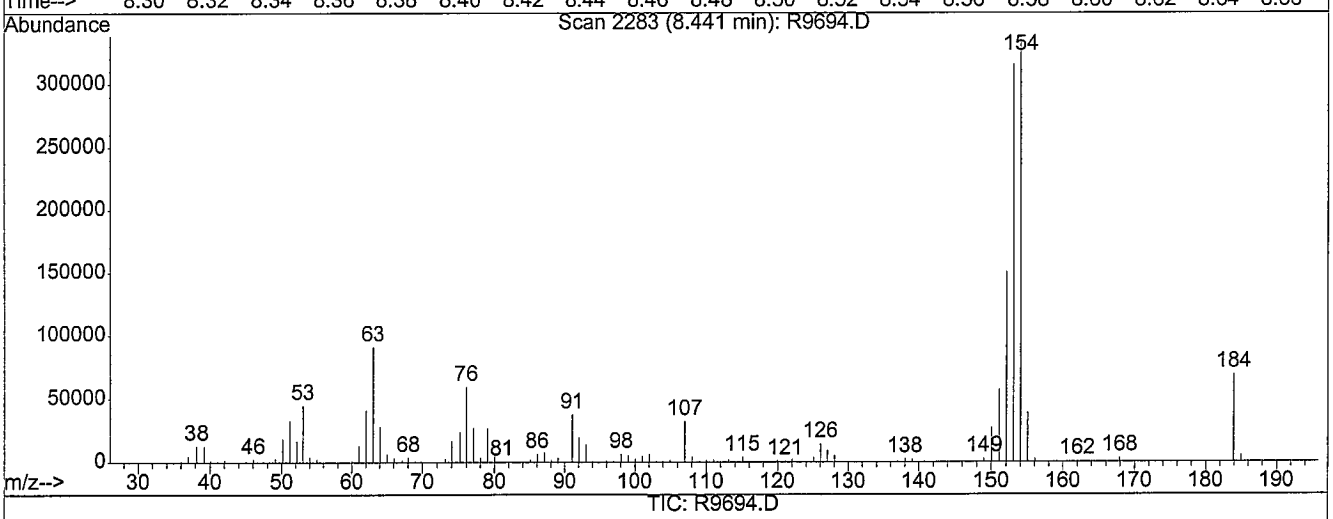

TIC: R9694.D

(57) 2,4-Dinitrophenol (TP)

8.44min 62.05ng/uL m

response 61216

Ion	Exp%	Act%
184.00	100	100
63.00	210.20	193.16
154.00	1133.00	963.57
0.00	0.00	0.00

MANUAL RE-INTEGRATION

- ☐ missed peak assignment
- ☐ assigned incorrect name to peak
- ☒ over-integrated peak's area
- ☐ under-integrated peak's area
- ☐ other _____

initials JK *date* 10-12-08

R9694.D 101108S3.M Sun Oct 12 13:03:39 2008

Quantitation Report (Qedit)

Data File : C:\HPCHEM\1\DATA\101108\R9694.D
Acq On : 11 Oct 2008 6:12 pm
Sample : ICVSVSTD050
Misc : ST081010-5
MS Integration Params: LSCINT.P
Quant Time: Oct 12 12:58 2008

Vial: 11
Operator: jk SOP 50
Inst : HPSV-3
Multiplr: 1.00
Quant Results File: temp.res

Method : C:\HPCHEM\1\METHODS\101108S3.M (RTE Integrator)
Title : GC-MS Semivolatiles SOP no. 506
Last Update : Sun Oct 12 12:57:11 2008
Response via : Multiple Level Calibration

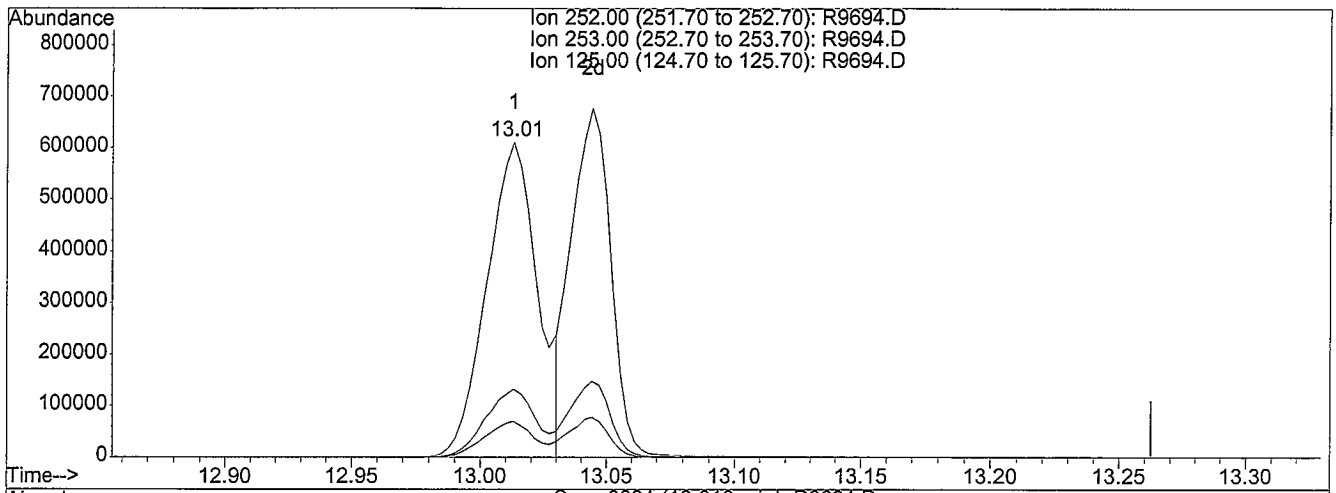

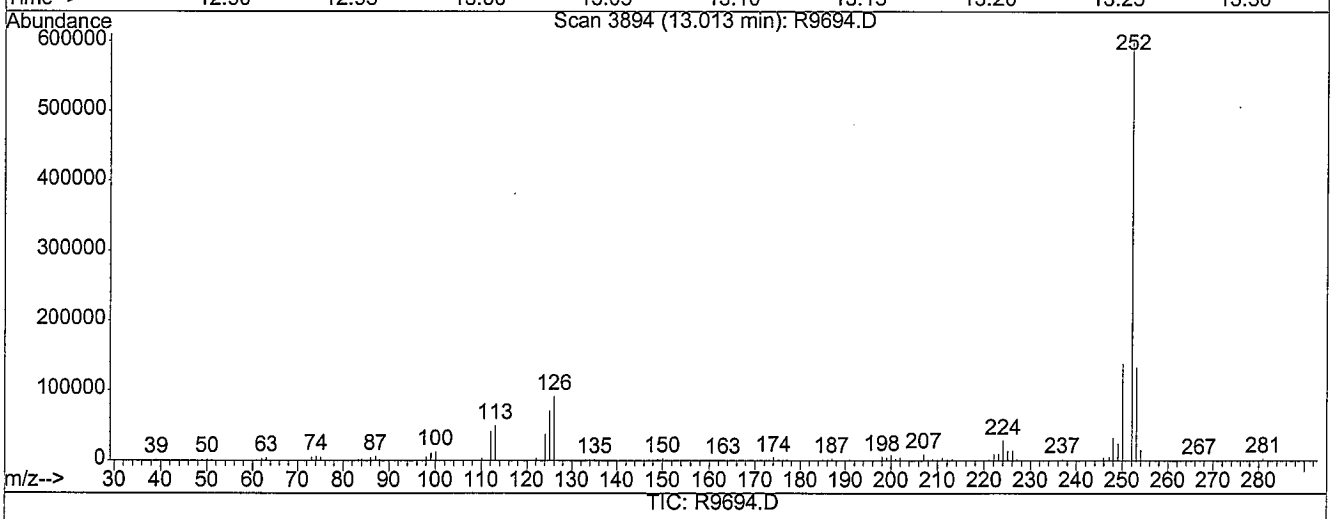

TIC: R9694.D

(92) Benzo[b]fluoranthene (T)

13.01min 55.57ng/uL

response 850317

Ion	Exp%	Act%
252.00	100	100
253.00	22.00	20.95
125.00	11.90	11.03
0.00	0.00	0.00

Before

R9694.D 101108S3.M Sun Oct 12 12:59:53 2008

Quantitation Report (Qedit)

Data File : C:\HPCHEM\1\DATA\101108\R9694.D Vial: 11
Acq On : 11 Oct 2008 6:12 pm Operator: jk SOP 50
Sample : ICVSVSTD050 Inst : HPSV-3
Misc : ST081010-5 Multiplr: 1.00
MS Integration Params: LSCINT.P
Quant Time: Oct 12 12:59 2008 Quant Results File: temp.res

Method : C:\HPCHEM\1\METHODS\101108S3.M (RTE Integrator)
Title : GC-MS Semivolatiles SOP no. 506
Last Update : Sun Oct 12 12:57:11 2008
Response via : Multiple Level Calibration

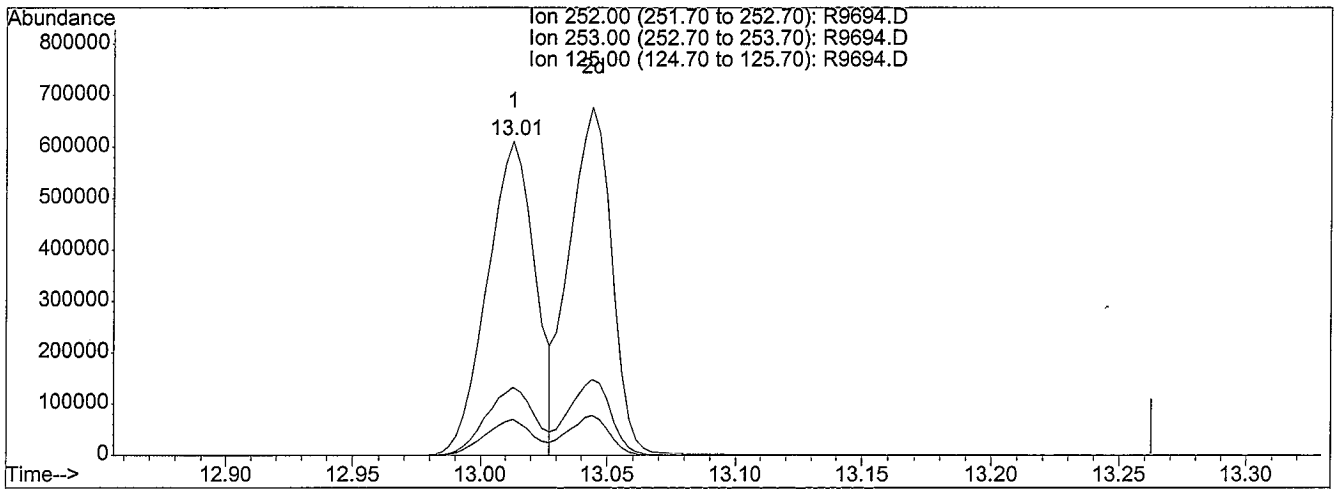

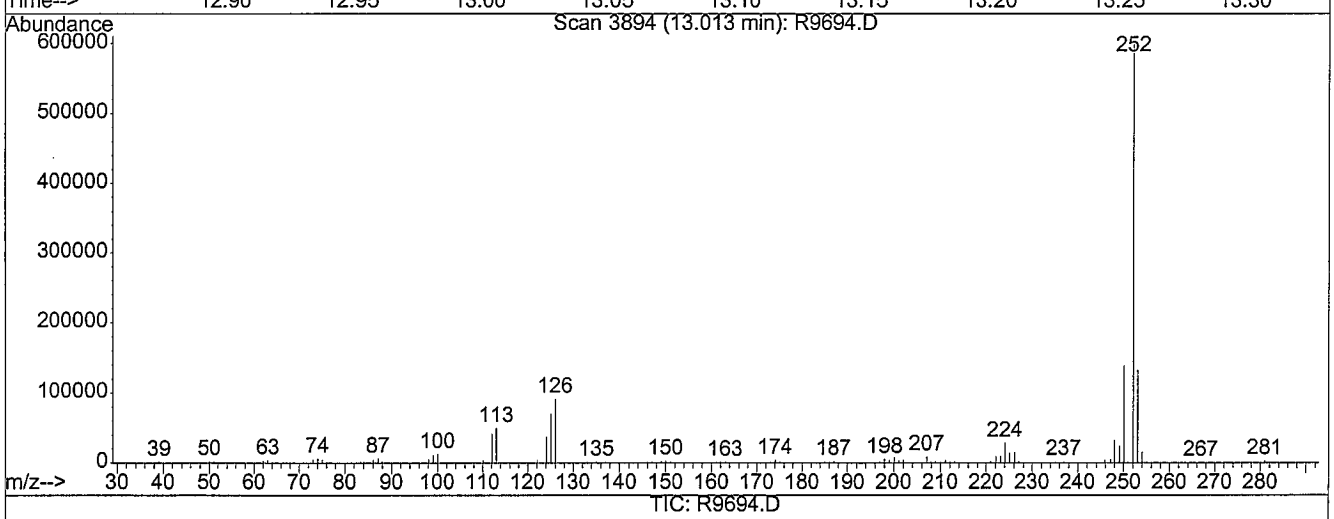

TIC: R9694.D

(92) Benzo[b]fluoranthene (T)

13.01min 52.91ng/uL m

response 809661

Ion	Exp%	Act%
252.00	100	100
253.00	22.00	22.01
125.00	11.90	11.59
0.00	0.00	0.00

MANUAL RE-INTEGRATION

- ☐ missed peak assignment
- ☐ assigned incorrect name to peak
- ☑ over-integrated peak's area
- ☐ under-integrated peak's area
- ☐ other _____

initials JK *date* 10-11-08

R9694.D 101108S3.M Sun Oct 12 12:59:59 2008

Quantitation Report (Qedit)

Data File : C:\HPCHEM\1\DATA\101108\R9694.D
Acq On : 11 Oct 2008 6:12 pm
Sample : ICVSVSTD050
Misc : ST081010-5
MS Integration Params: LSCINT.P
Quant Time: Oct 12 12:59 2008

Vial: 11
Operator: jk SOP 50
Inst : HPSV-3
Multiplr: 1.00
Quant Results File: temp.res

Method : C:\HPCHEM\1\METHODS\101108S3.M (RTE Integrator)
Title : GC-MS Semivolatiles SOP no. 506
Last Update : Sun Oct 12 12:57:11 2008
Response via : Multiple Level Calibration

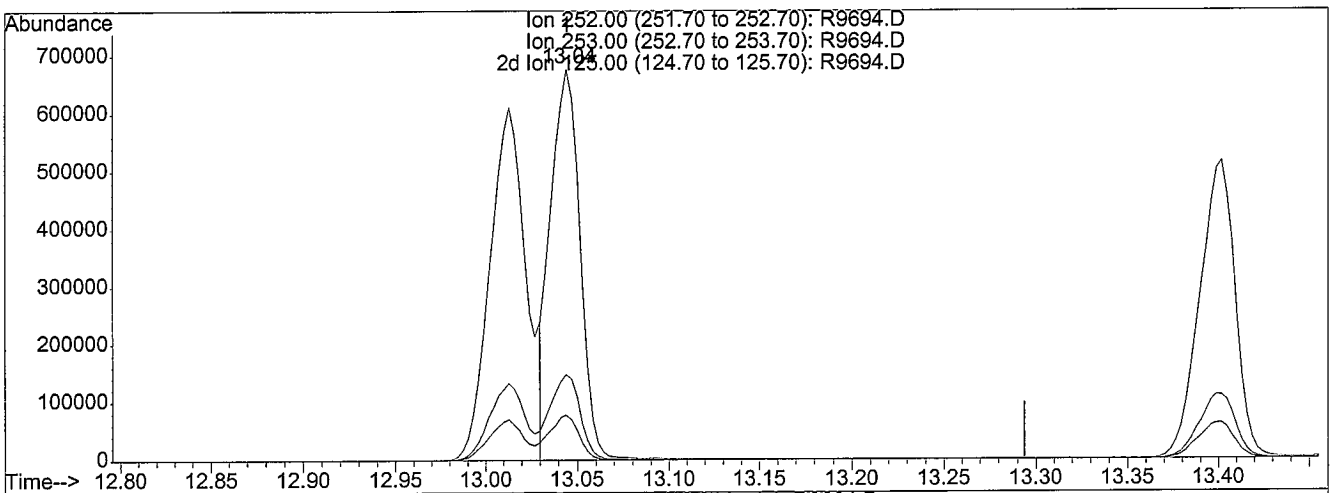

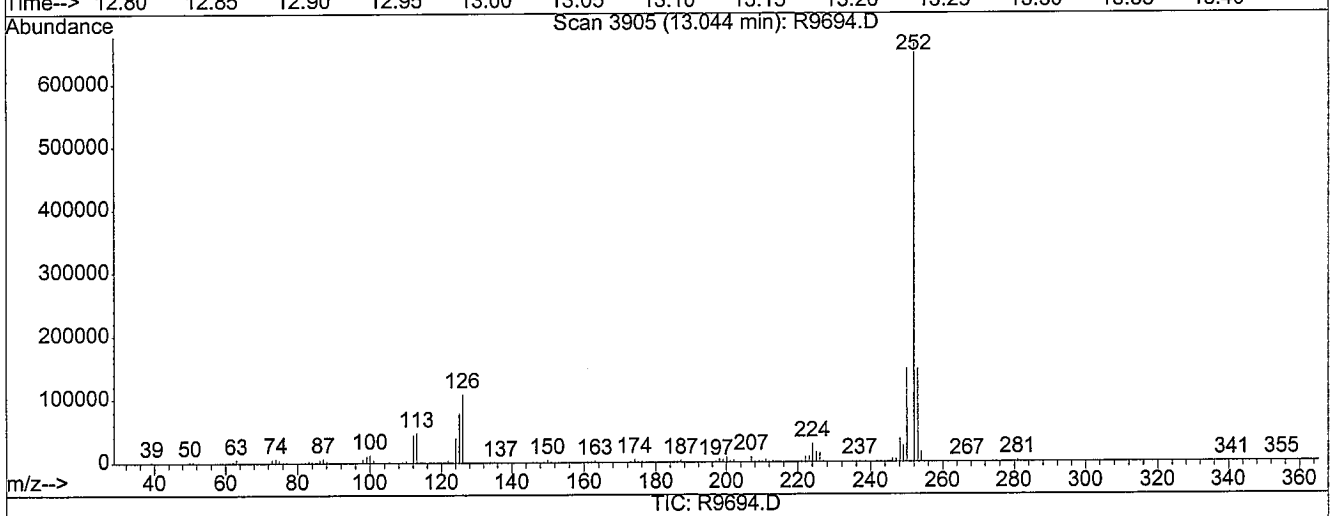

(93) Benzo[k]fluoranthene (T)

13.04min 53.00ng/uL

response 747290

Ion	Exp%	Act%
252.00	100	100
253.00	21.90	22.88
125.00	11.60	11.68
0.00	0.00	0.00

Before

R9694.D 101108S3.M Sun Oct 12 13:00:03 2008

Quantitation Report (Qedit)

Data File : C:\HPCHEM\1\DATA\101108\R9694.D Vial: 11
Acq On : 11 Oct 2008 6:12 pm Operator: jk SOP 50
Sample : ICVSVSTD050 Inst : HPSV-3
Misc : ST081010-5 Multiplr: 1.00
MS Integration Params: LSCINT.P
Quant Time: Oct 12 13:00 2008 Quant Results File: temp.res

Method : C:\HPCHEM\1\METHODS\101108S3.M (RTE Integrator)
Title : GC-MS Semivolatiles SOP no. 506
Last Update : Sun Oct 12 12:57:11 2008
Response via : Multiple Level Calibration

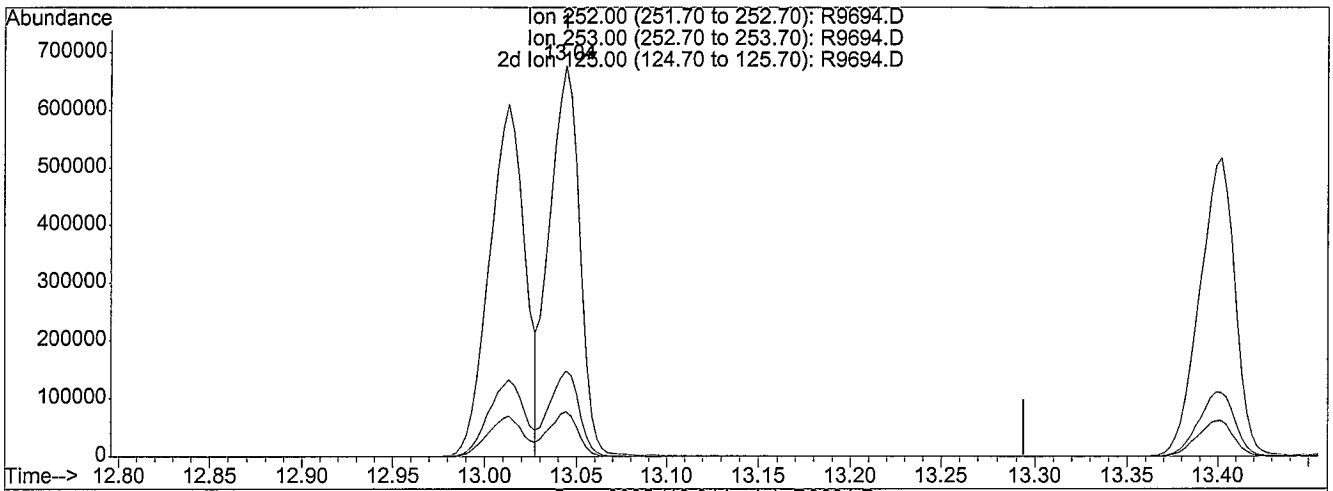

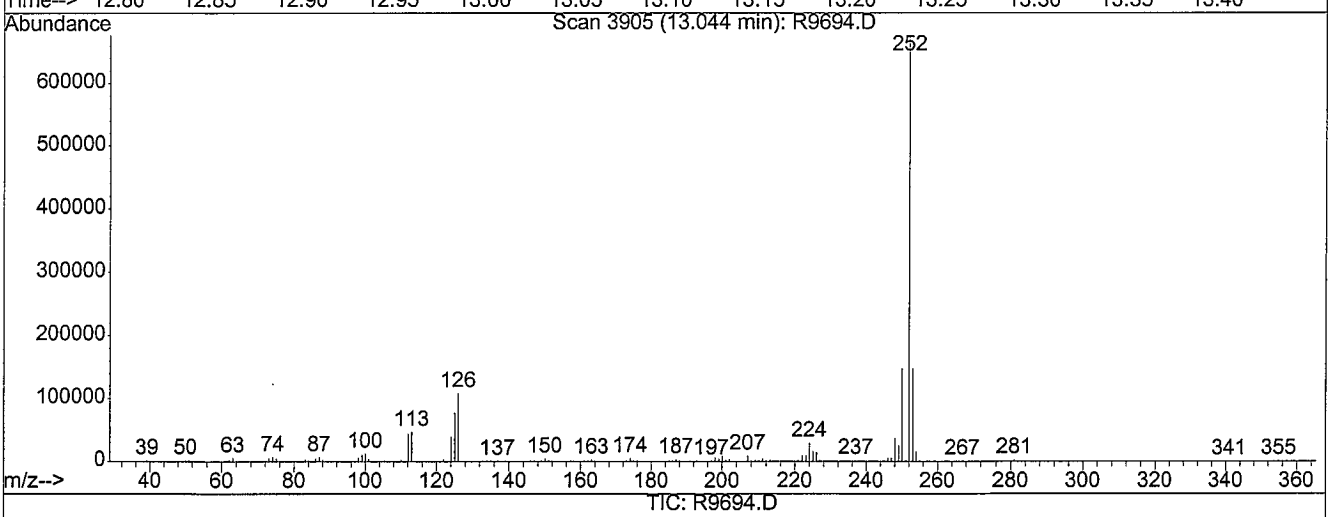

TIC: R9694.D

(93) Benzo[k]fluoranthene (T)

13.04min 55.38ng/uL m

response 780899

Ion	Exp%	Act%
252.00	100	100
253.00	21.90	21.90
125.00	11.60	11.18
0.00	0.00	0.00

MANUAL RE-INTEGRATION

- ☐ missed peak assignment
- ☐ assigned incorrect name to peak
- ☒ over-integrated peak's area
- ☒ under-integrated peak's area
- ☐ other _____

initials JC *date* 10-12-08

R9694.D 101108S3.M Sun Oct 12 13:00:08 2008

Quantitation Report

Data File : C:\HPCHEM\1\DATA\101108\R9694.D
Acq On : 11 Oct 2008 6:12 pm
Sample : ICVSVSTD050
Misc : ST081010-5
MS Integration Params: LSCINT.P
Quant Time: Oct 12 13:03 2008

Vial: 11
Operator: jk SOP 506
Inst : HPSV-3
Multiplr: 1.00

Quant Results File: 101108S3.RES

Method : C:\HPCHEM\1\METHODS\101108S3.M (RTE Integrator)
Title : GC-MS Semivolatiles SOP no. 506
Last Update : Sun Oct 12 12:57:11 2008
Response via : Initial Calibration



Sample Raw Data

Quantitation Report (Not Reviewed)

Data File : C:\HPCHEM\1\DATA\101108\R9695.D
Acq On : 11 Oct 2008 6:36 pm
Sample : EX081007-1MB
Misc : WATER EX081007-1
MS Integration Params: LSCINT.P
Quant Time: Oct 12 13:13 2008

Vial: 12
Operator: jk SOP 506 Rev
Inst : HPSV-3
Multiplr: 1.00
Quant Results File: 101108S3.RES

Quant Method : C:\HPCHEM\1\METHODS\101108S3.M (RTE Integrator)
Title : GC-MS Semivolatiles SOP no. 506
Last Update : Sun Oct 12 12:57:11 2008
Response via : Initial Calibration
DataAcq Meth : 101108S3

Internal Standards	R.T.	QIon	Response	Conc	Units	Dev(Min)
1) 1,4-Dichlorobenzene-d4	5.64	152	207461	40.00	ng/uL	0.00
25) Naphthalene-d8	6.84	136	765293	40.00	ng/uL	0.00
42) Acenaphthene-d10	8.40	164	396456	40.00	ng/uL	0.00
69) Phenanthrene-d10	9.69	188	557198	40.00	ng/uL	0.00
80) Chrysene-d12	11.97	240	513106	40.00	ng/uL	0.00
91) Perylene-d12	13.45	264	406330	40.00	ng/uL	0.00

System Monitoring Compounds						
5) 2-Fluorophenol	4.33	112	479179	63.98	ng/uL	0.00
Spiked Amount 75.000	Range 21 - 100		Recovery = 85.31%			
6) 2-Chlorophenol-d4	5.44	132	450766	68.08	ng/uL	0.00
Spiked Amount 75.000	Range 33 - 110		Recovery = 90.77%			
8) Phenol-d5	5.30	99	616581	67.60	ng/uL	0.00
Spiked Amount 75.000	Range 15 - 104		Recovery = 90.13%			
15) 1,2-Dichlorobenzene-d4	5.79	152	209232	46.12	ng/uL	0.00
Spiked Amount 50.000	Range 16 - 110		Recovery = 92.24%			
26) Nitrobenzene-d5	6.17	82	380688	48.54	ng/uL	0.00
Spiked Amount 50.000	Range 34 - 111		Recovery = 97.08%			
46) 2-Fluorobiphenyl	7.78	172	624776	47.79	ng/uL	0.00
Spiked Amount 50.000	Range 21 - 106		Recovery = 95.58%			
68) 2,4,6-Tribromophenol	9.08	330	112928	64.93	ng/uL	0.00
Spiked Amount 75.000	Range 23 - 100		Recovery = 86.57%			
83) p-Terphenyl-d14	11.02	244	629408	50.74	ng/uL	0.00
Spiked Amount 50.000	Range 33 - 111		Recovery = 101.48%			

Target Compounds Qvalue

(#) = qualifier out of range (m) = manual integration
R9695.D 101108S3.M Sun Oct 12 13:13:41 2008

JK 10-12-08

Quantitation Report

Data File : C:\HPCHEM\1\DATA\101108\R9695.D
Acq On : 11 Oct 2008 6:36 pm
Sample : EX081007-1MB
Misc : WATER EX081007-1
MS Integration Params: LSCINT.P
Quant Time: Oct 12 13:13 2008

Vial: 12
Operator: jk SOP 506
Inst : HPSV-3
Multiplr: 1.00

Quant Results File: 101108S3.RES

Method : C:\HPCHEM\1\METHODS\101108S3.M (RTE Integrator)
Title : GC-MS Semivolatiles SOP no. 506
Last Update : Sun Oct 12 12:57:11 2008
Response via : Initial Calibration



Library Search Compound Report

Data File : C:\HPCHEM\1\DATA\101108\R9695.D Vial: 12
Acq On : 11 Oct 2008 6:36 pm Operator: jk SOP 506 Rev
Sample : EX081007-1MB Inst : HPSV-3
Misc : WATER EX081007-1 Multiplr: 1.00
MS Integration Params: LSCINT.P
Quant Method : C:\HPCHEM\1\METHODS\101108S3.M (RTE Integrator)
Title : GC-MS Semivolatiles SOP no. 506
Library : C:\DATABASE\nist98.l

No Library Search Compounds Detected

****
R9695.D 101108S3.M Mon Oct 13 11:35:00 2008

JC
10-13-08

Quantitation Report (Not Reviewed)

Data File : C:\HPCHEM\1\DATA\101108\R9698.D
Acq On : 11 Oct 2008 7:47 pm
Sample : 0810031-1
Misc : WATER EX081007-1
MS Integration Params: LSCINT.P
Quant Time: Oct 12 13:33 2008

Vial: 15
Operator: jk SOP 506 Rev
Inst : HPSV-3
Multiplr: 1.00
Quant Results File: 101108S3.RES

Quant Method : C:\HPCHEM\1\METHODS\101108S3.M (RTE Integrator)
Title : GC-MS Semivolatiles SOP no. 506
Last Update : Sun Oct 12 13:28:06 2008
Response via : Initial Calibration
DataAcq Meth : 101108S3

Internal Standards	R.T.	QIon	Response	Conc	Units	Dev(Min)
1) 1,4-Dichlorobenzene-d4	5.64	152	219198	40.00	ng/uL	0.00
25) Naphthalene-d8	6.85	136	786620	40.00	ng/uL	0.00
42) Acenaphthene-d10	8.40	164	411802	40.00	ng/uL	0.00
69) Phenanthrene-d10	9.69	188	578794	40.00	ng/uL	0.00
80) Chrysene-d12	11.97	240	576046	40.00	ng/uL	-0.01
91) Perylene-d12	13.45	264	465987	40.00	ng/uL	0.00

System Monitoring Compounds

5) 2-Fluorophenol	4.32	112	470115	59.41	ng/uL	0.00
Spiked Amount 75.000	Range 21 - 100		Recovery = 79.21%			
6) 2-Chlorophenol-d4	5.44	132	444216	63.50	ng/uL	0.00
Spiked Amount 75.000	Range 33 - 110		Recovery = 84.67%			
8) Phenol-d5	5.30	99	605928	62.88	ng/uL	0.00
Spiked Amount 75.000	Range 15 - 104		Recovery = 83.84%			
15) 1,2-Dichlorobenzene-d4	5.79	152	207279	43.24	ng/uL	0.00
Spiked Amount 50.000	Range 16 - 110		Recovery = 86.48%			
26) Nitrobenzene-d5	6.17	82	377717	46.86	ng/uL	0.00
Spiked Amount 50.000	Range 34 - 111		Recovery = 93.72%			
46) 2-Fluorobiphenyl	7.78	172	607463	44.74	ng/uL	0.00
Spiked Amount 50.000	Range 21 - 106		Recovery = 89.48%			
68) 2,4,6-Tribromophenol	9.08	330	111803	61.88	ng/uL	0.00
Spiked Amount 75.000	Range 23 - 100		Recovery = 82.51%			
83) p-Terphenyl-d14	11.02	244	637274	45.76	ng/uL	0.00
Spiked Amount 50.000	Range 33 - 111		Recovery = 91.52%			

Target Compounds Qvalue

(#) = qualifier out of range (m) = manual integration
R9698.D 101108S3.M Sun Oct 12 13:33:36 2008

JK 10-12-08

Quantitation Report

Data File : C:\HPCHEM\1\DATA\101108\R9698.D
Acq On : 11 Oct 2008 7:47 pm
Sample : 0810031-1
Misc : WATER EX081007-1
MS Integration Params: LSCINT.P
Quant Time: Oct 12 13:33 2008

Vial: 15
Operator: jk SOP 506
Inst : HPSV-3
Multiplr: 1.00
Quant Results File: 101108S3.RES

Method : C:\HPCHEM\1\METHODS\101108S3.M (RTE Integrator)
Title : GC-MS Semivolatiles SOP no. 506
Last Update : Sun Oct 12 13:28:06 2008
Response via : Initial Calibration



Library Search Compound Report

Data File : C:\HPCHEM\1\DATA\101108\R9698.D Vial: 15
Acq On : 11 Oct 2008 7:47 pm Operator: jk SOP 506 Rev
Sample : 0810031-1 Inst : HPSV-3
Misc : WATER EX081007-1 Multiplr: 1.00
MS Integration Params: LSCINT.P
Quant Method : C:\HPCHEM\1\METHODS\101108S3.M (RTE Integrator)
Title : GC-MS Semivolatiles SOP no. 506
Library : C:\DATABASE\nist98.l

No Library Search Compounds Detected

****
R9698.D 101108S3.M Mon Oct 13 11:35:40 2008

JC
10-13-08

Quantitation Report (Not Reviewed)

Data File : C:\HPCHEM\1\DATA\101108\R9699.D
Acq On : 11 Oct 2008 8:11 pm
Sample : 0810031-2
Misc : WATER EX081007-1
MS Integration Params: LSCINT.P
Quant Time: Oct 12 13:33 2008

Vial: 16
Operator: jk SOP 506 Rev
Inst : HPSV-3
Multiplr: 1.00
Quant Results File: 101108S3.RES

Quant Method : C:\HPCHEM\1\METHODS\101108S3.M (RTE Integrator)
Title : GC-MS Semivolatiles SOP no. 506
Last Update : Sun Oct 12 13:28:06 2008
Response via : Initial Calibration
DataAcq Meth : 101108S3

Internal Standards	R.T.	QIon	Response	Conc	Units	Dev(Min)
1) 1,4-Dichlorobenzene-d4	5.64	152	218443	40.00	ng/uL	0.00
25) Naphthalene-d8	6.85	136	805504	40.00	ng/uL	0.00
42) Acenaphthene-d10	8.40	164	424067	40.00	ng/uL	0.00
69) Phenanthrene-d10	9.69	188	590747	40.00	ng/uL	0.00
80) Chrysene-d12	11.97	240	548695	40.00	ng/uL	-0.01
91) Perylene-d12	13.45	264	428789	40.00	ng/uL	0.00

System Monitoring Compounds						
5) 2-Fluorophenol	4.32	112	480165	60.89	ng/uL	0.00
Spiked Amount 75.000	Range 21 - 100		Recovery = 81.19%			
6) 2-Chlorophenol-d4	5.44	132	450052	64.55	ng/uL	0.00
Spiked Amount 75.000	Range 33 - 110		Recovery = 86.07%			
8) Phenol-d5	5.30	99	625015	65.08	ng/uL	0.00
Spiked Amount 75.000	Range 15 - 104		Recovery = 86.77%			
15) 1,2-Dichlorobenzene-d4	5.80	152	208631	43.67	ng/uL	0.00
Spiked Amount 50.000	Range 16 - 110		Recovery = 87.34%			
26) Nitrobenzene-d5	6.17	82	391782	47.46	ng/uL	0.00
Spiked Amount 50.000	Range 34 - 111		Recovery = 94.92%			
46) 2-Fluorobiphenyl	7.78	172	629869	45.04	ng/uL	0.00
Spiked Amount 50.000	Range 21 - 106		Recovery = 90.08%			
68) 2,4,6-Tribromophenol	9.08	330	115648	62.16	ng/uL	0.00
Spiked Amount 75.000	Range 23 - 100		Recovery = 82.88%			
83) p-Terphenyl-d14	11.02	244	626373	47.22	ng/uL	0.00
Spiked Amount 50.000	Range 33 - 111		Recovery = 94.44%			

Target Compounds Qvalue

(#) = qualifier out of range (m) = manual integration
R9699.D 101108S3.M Sun Oct 12 13:33:54 2008

JK 10/20/08

Quantitation Report

Data File : C:\HPCHEM\1\DATA\101108\R9699.D
Acq On : 11 Oct 2008 8:11 pm
Sample : 0810031-2
Misc : WATER EX081007-1
MS Integration Params: LSCINT.P
Quant Time: Oct 12 13:33 2008

Vial: 16
Operator: jk SOP 506
Inst : HPSV-3
Multiplr: 1.00
Quant Results File: 101108S3.RES

Method : C:\HPCHEM\1\METHODS\101108S3.M (RTE Integrator)
Title : GC-MS Semivolatiles SOP no. 506
Last Update : Sun Oct 12 13:28:06 2008
Response via : Initial Calibration



Library Search Compound Report

Data File : C:\HPCHEM\1\DATA\101108\R9699.D Vial: 16
Acq On : 11 Oct 2008 8:11 pm Operator: jk SOP 506 Rev
Sample : 0810031-2 Inst : HPSV-3
Misc : WATER EX081007-1 Multiplr: 1.00
MS Integration Params: LSCINT.P
Quant Method : C:\HPCHEM\1\METHODS\101108S3.M (RTE Integrator)
Title : GC-MS Semivolatiles SOP no. 506
Library : C:\DATABASE\nist98.l

No Library Search Compounds Detected

****
R9699.D 101108S3.M Mon Oct 13 11:36:00 2008

JK
10-13-08

Raw Data Quality Control Samples

Quantitation Report (QT Reviewed)

Data File : C:\HPCHEM\1\DATA\101108\R9696.D
Acq On : 11 Oct 2008 7:00 pm
Sample : EX081007-1LCS
Misc : WATER EX081007-1
MS Integration Params: LSCINT.P
Quant Time: Oct 12 13:28 2008

Vial: 13
Operator: jk SOP 506 Rev
Inst : HPSV-3
Multiplr: 1.00
Quant Results File: 101108S3.RES

Quant Method : C:\HPCHEM\1\METHODS\101108S3.M (RTE Integrator)
Title : GC-MS Semivolatiles SOP no. 506
Last Update : Sun Oct 12 13:28:06 2008
Response via : Initial Calibration
DataAcq Meth : 101108S3

Internal Standards	R.T.	QIon	Response	Conc	Units	Dev(Min)
1) 1,4-Dichlorobenzene-d4	5.64	152	196996	40.00	ng/uL	0.00
25) Naphthalene-d8	6.85	136	751349	40.00	ng/uL	0.00
42) Acenaphthene-d10	8.40	164	368644	40.00	ng/uL	0.00
69) Phenanthrene-d10	9.69	188	547123	40.00	ng/uL	0.00
80) Chrysene-d12	11.97	240	521592	40.00	ng/uL	0.00
91) Perylene-d12	13.46	264	450617	40.00	ng/uL	0.00

System Monitoring Compounds						
5) 2-Fluorophenol	4.33	112	454558	63.91	ng/uL	0.00
Spiked Amount 75.000	Range 21 - 100		Recovery = 85.21%			
6) 2-Chlorophenol-d4	5.44	132	395063	62.83	ng/uL	0.00
Spiked Amount 75.000	Range 33 - 110		Recovery = 83.77%			
8) Phenol-d5	5.30	99	570148	65.83	ng/uL	0.00
Spiked Amount 75.000	Range 15 - 104		Recovery = 87.77%			
15) 1,2-Dichlorobenzene-d4	5.80	152	182807	42.43	ng/uL	0.00
Spiked Amount 50.000	Range 16 - 110		Recovery = 84.86%			
26) Nitrobenzene-d5	6.18	82	344415	44.73	ng/uL	0.00
Spiked Amount 50.000	Range 34 - 111		Recovery = 89.46%			
46) 2-Fluorobiphenyl	7.79	172	542042	44.59	ng/uL	0.00
Spiked Amount 50.000	Range 21 - 106		Recovery = 89.18%			
68) 2,4,6-Tribromophenol	9.09	330	114597	70.86	ng/uL	0.00
Spiked Amount 75.000	Range 23 - 100		Recovery = 94.48%			
83) p-Terphenyl-d14	11.02	244	588295	46.66	ng/uL	0.00
Spiked Amount 50.000	Range 33 - 111		Recovery = 93.32%			

Target Compounds						Qvalue
2) 1,4-Dioxane	0.00	88	0	N.D.		NA
3) Pyridine	2.67	79	288679m	31.00	ng/uL	
4) n-Nitrosodimethylamine	2.61	74	286939	54.21	ng/uL	96
7) Aniline	5.31	93	253269	22.11	ng/uL#	36
9) Phenol	5.31	94	493368	50.01	ng/uL	81
10) Tetramethylurea	5.38	72	829	N.D.		NA
11) Bis(2-chloroethyl)ether	5.36	93	396895	52.76	ng/uL	97
12) 2-Chlorophenol	5.46	128	328670	49.88	ng/uL	98
13) 1,3-Dichlorobenzene	5.59	146	353726	48.16	ng/uL	100
14) 1,4-Dichlorobenzene	5.66	146	351894	48.30	ng/ul	100
16) 1,2-Dichlorobenzene	5.81	146	321418	48.60	ng/uL	99
17) Benzyl Alcohol	5.77	108	228451	52.27	ng/uL	97
18) Bis(2-chloroisopropyl)ethe	5.88	45	622616	48.76	ng/uL	100
19) 2-Methylphenol	5.89	107	256071	50.25	ng/uL	99
20) n-Nitroso-di-n-propylamine	6.01	70	270311	53.79	ng/uL	92
21) 3+4-Methylphenol	6.03	108	310275	50.24	ng/uL#	54

(#) = qualifier out of range (m) = manual integration
R9696.D 101108S3.M Sun Oct 12 13:29:39 2008

SH 10-12-08

Quantitation Report (QT Reviewed)

Data File : C:\HPCHEM\1\DATA\101108\R9696.D
Acq On : 11 Oct 2008 7:00 pm
Sample : EX081007-1LCS
Misc : WATER EX081007-1
MS Integration Params: LSCINT.P
Quant Time: Oct 12 13:28 2008

Vial: 13
Operator: jk SOP 506 Rev
Inst : HPSV-3
Multiplr: 1.00
Quant Results File: 101108S3.RES

Quant Method : C:\HPCHEM\1\METHODS\101108S3.M (RTE Integrator)
Title : GC-MS Semivolatiles SOP no. 506
Last Update : Sun Oct 12 13:28:06 2008
Response via : Initial Calibration
DataAcq Meth : 101108S3

Compound	R.T.	QIon	Response	Conc Unit	Qvalue
22) N-Methylaniline	6.03	106	30205	3.19 ng/uL# NA	1
23) Hexachloroethane	6.14	117	151232	48.65 ng/uL	99
24) N,N-Dimethylaniline	6.03	120	105067	11.94 ng/uL# NA	1
27) Nitrobenzene	6.20	123	160862	50.80 ng/uL#	70
28) Isophorone	6.41	82	741891	51.23 ng/uL	99
29) N-Ethylaniline	6.49	106	9391	0.71 ng/uL# NA	1
30) 2-Nitrophenol	6.49	139	176178	50.92 ng/uL	97
31) 2,4-Dimethylphenol	6.51	107	312814	43.97 ng/uL	99
32) Bis(2-chloroethoxy)methane	6.58	93	440735	48.83 ng/uL	100
33) 2,4-Dichlorophenol	6.74	162	265110	49.98 ng/uL	100
34) Benzoic acid	6.64	105	237457	62.78 ng/uL	96
35) 1,2,4-Trichlorobenzene	6.79	180	259560	45.32 ng/uL	100
36) Naphthalene	6.87	128	862189	46.20 ng/uL	99
37) 4-Chloroaniline	6.90	127	332943	44.08 ng/uL	99
38) Hexachlorobutadiene	6.96	225	146577	44.40 ng/uL	99
39) 4-Chloro-3-methylphenol	7.34	107	314951	51.75 ng/uL	99
40) 2-Methylnaphthalene	7.48	142	583971	46.70 ng/uL	100
41) 1-Methylnaphthalene	7.57	142	594521	48.19 ng/uL	99
43) Hexachlorocyclopentadiene	7.61	237	18973	11.53 ng/uL#	97
44) 2,4,6-Trichlorophenol	7.73	196	168816	53.07 ng/uL	98
45) 2,4,5-Trichlorophenol	7.79	196	178669	55.64 ng/uL	99
47) 2-Chloronaphthalene	7.92	162	552172	51.94 ng/uL	100
48) 2-Nitroaniline	8.00	65	241880	57.68 ng/uL	100
49) 1,4-Dinitrobenzene	8.11	168	91157	59.57 ng/uL	98
50) Dimethylphthalate	8.13	163	631878	54.32 ng/uL	100
51) 1,3-Dinitrobenzene	8.17	168	100566	56.65 ng/uL	97
52) 2,6-Dinitrotoluene	8.19	165	150748	56.30 ng/uL	99
53) 1,2-Dinitrobenzene	8.25	168	67890	54.17 ng/uL	95
54) Acenaphthylene	8.29	152	942266	54.47 ng/uL	100
55) 3-Nitroaniline	8.35	138	151884	57.22 ng/uL	99
56) Acenaphthene	8.44	154	568371	54.18 ng/uL	99
57) 2,4-Dinitrophenol	8.44	184	53105	56.97 ng/uL	88
58) 4-Nitrophenol	8.54	109	79732	54.97 ng/uL	97
59) Dibenzofuran	8.58	168	749858	53.08 ng/uL	98
60) 2,4-Dinitrotoluene	8.54	165	191071	57.56 ng/uL	100
61) 2,3,5,6-Tetrachlorophenol	8.65	232	218110	92.00 ng/uL	99
62) 2,3,4,6-Tetrachlorophenol	8.68	232	239621	89.23 ng/uL	98
63) Diethylphthalate	8.72	149	633014	54.58 ng/uL	100
64) Fluorene	8.88	166	616903	54.31 ng/uL	99
65) 4-Chlorophenyl phenyl ethe	8.85	204	285649	54.16 ng/uL	99
66) 4-Nitroaniline	8.88	138	137919	57.27 ng/uL	99

(#) = qualifier out of range (m) = manual integration

Quantitation Report (QT Reviewed)

Data File : C:\HPCHEM\1\DATA\101108\R9696.D
Acq On : 11 Oct 2008 7:00 pm
Sample : EX081007-1LCS
Misc : WATER EX081007-1
MS Integration Params: LSCINT.P
Quant Time: Oct 12 13:28 2008

Vial: 13
Operator: jk SOP 506 Rev
Inst : HPSV-3
Multiplr: 1.00
Quant Results File: 101108S3.RES

Quant Method : C:\HPCHEM\1\METHODS\101108S3.M (RTE Integrator)
Title : GC-MS Semivolatiles SOP no. 506
Last Update : Sun Oct 12 13:28:06 2008
Response via : Initial Calibration
DataAcq Meth : 101108S3

Compound	R.T.	QIon	Response	Conc Unit	Qvalue
67) Azobenzene	8.99	77	773295	54.71 ng/uL	99
70) 4,6-Dinitro-2-methylphenol	8.90	198	90037	57.04 ng/uL	84
71) n-Nitrosodiphenylamine	8.95	169	432427	47.56 ng/uL	100
72) 4-Bromophenyl phenyl ether	9.27	248	177076	56.09 ng/uL	99
73) Hexachlorobenzene	9.35	284	197798	55.80 ng/uL	99
74) Pentachlorophenol	9.52	266	85487	54.45 ng/uL	99
75) Phenanthrene	9.72	178	863093	55.58 ng/uL	100
76) Anthracene	9.76	178	880342	56.14 ng/uL	99
77) Carbazole	9.88	167	777925	56.12 ng/uL	100
78) Di-n-butylphthalate	10.10	149	1192603	57.54 ng/uL	100
79) Fluoranthene	10.74	202	962708	57.59 ng/uL	99
81) Benzidine	0.00	184	0	N.D.	
82) Pyrene	10.94	202	1016792	55.20 ng/uL	100
84) Butylbenzylphthalate	11.40	149	519823	57.21 ng/uL	98
85) Bis(2-ethylhexyl) adipate	11.42	129	406990	55.29 ng/uL	95
86) Benzo[a]anthracene	11.96	228	873292	56.25 ng/uL	100
87) 3,3'-Dichlorobenzidine	11.90	252	65444	11.24 ng/uL	99
88) Chrysene	12.00	228	826367	55.76 ng/uL	99
89) Bis(2-ethylhexyl)phthalate	11.86	149	686519	56.32 ng/uL	100
90) Di-n-octylphthalate	12.42	149	1060763	57.71 ng/uL	100
92) Benzo[b]fluoranthene	13.01	252	789505	55.26 ng/uL	100
93) Benzo[k]fluoranthene	13.04	252	740654	56.25 ng/uL	99
94) Benzo[a]pyrene	13.39	252	648887	52.35 ng/uL	100
95) Indeno(1,2,3-c,d)pyrene	14.95	276	516597	53.10 ng/uL	100
96) Dibenzo[a,h]anthracene	14.95	278	455235	56.44 ng/uL	100
97) Benzo[g,h,i]perylene	15.41	276	430000	54.62 ng/uL	99

(#) = qualifier out of range (m) = manual integration

Quantitation Report (Qedit)

Data File : C:\HPCHEM\1\DATA\101108\R9696.D
Acq On : 11 Oct 2008 7:00 pm
Sample : EX081007-1LCS
Misc : WATER EX081007-1
MS Integration Params: LSCINT.P
Quant Time: Oct 12 13:28 2008

Vial: 13
Operator: jk SOP 50
Inst : HPSV-3
Multiplr: 1.00
Quant Results File: temp.res

Method : C:\HPCHEM\1\METHODS\101108S3.M (RTE Integrator)
Title : GC-MS Semivolatiles SOP no. 506
Last Update : Sun Oct 12 13:28:06 2008
Response via : Multiple Level Calibration

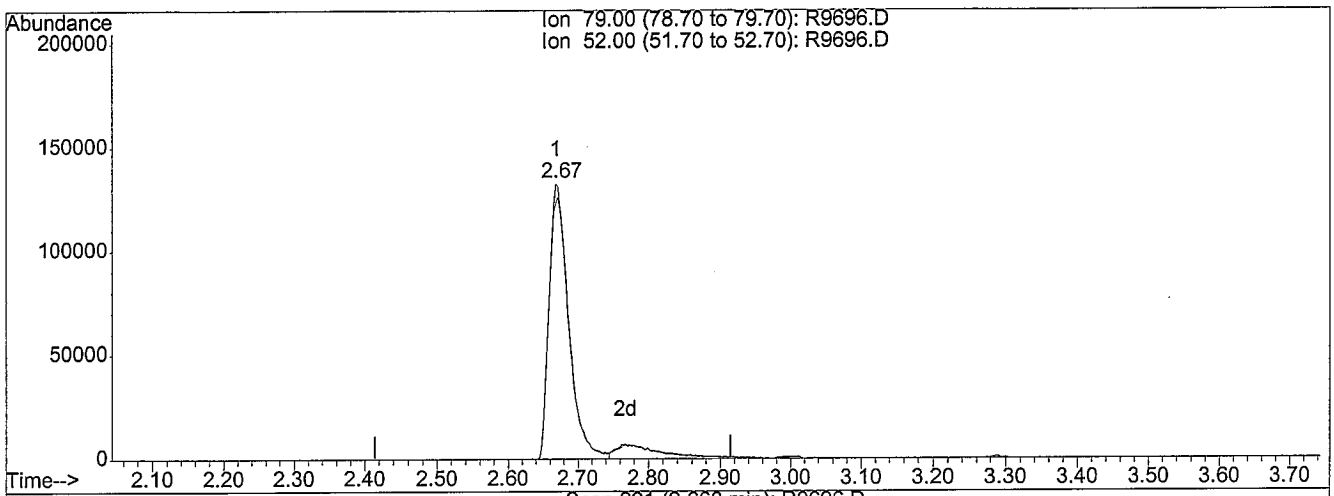

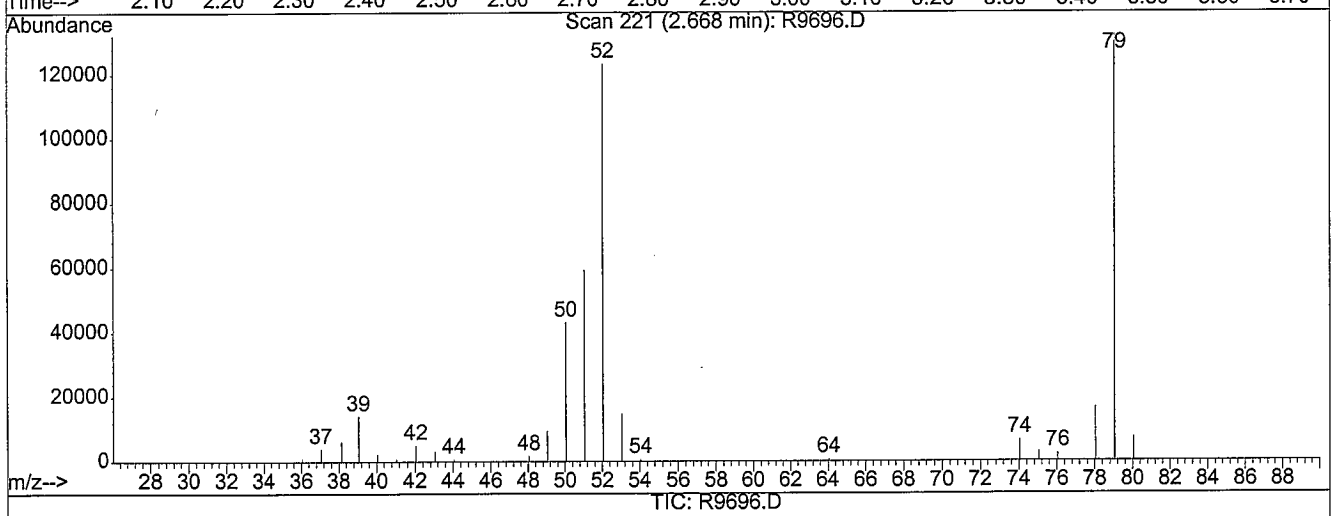

(3) Pyridine (T)

2.67min 27.63ng/uL

response 257236

Ion	Exp%	Act%
79.00	100	100
52.00	88.10	96.94
0.00	0.00	0.00
0.00	0.00	0.00

Before

R9696.D 101108S3.M Sun Oct 12 13:28:40 2008

Quantitation Report (Qedit)

Data File : C:\HPCHEM\1\DATA\101108\R9696.D
Acq On : 11 Oct 2008 7:00 pm
Sample : EX081007-1LCS
Misc : WATER EX081007-1
MS Integration Params: LSCINT.P
Quant Time: Oct 12 13:28 2008

Vial: 13
Operator: jk SOP 50
Inst : HPSV-3
Multiplr: 1.00
Quant Results File: temp.res

Method : C:\HPCHEM\1\METHODS\101108S3.M (RTE Integrator)
Title : GC-MS Semivolatiles SOP no. 506
Last Update : Sun Oct 12 13:28:06 2008
Response via : Multiple Level Calibration

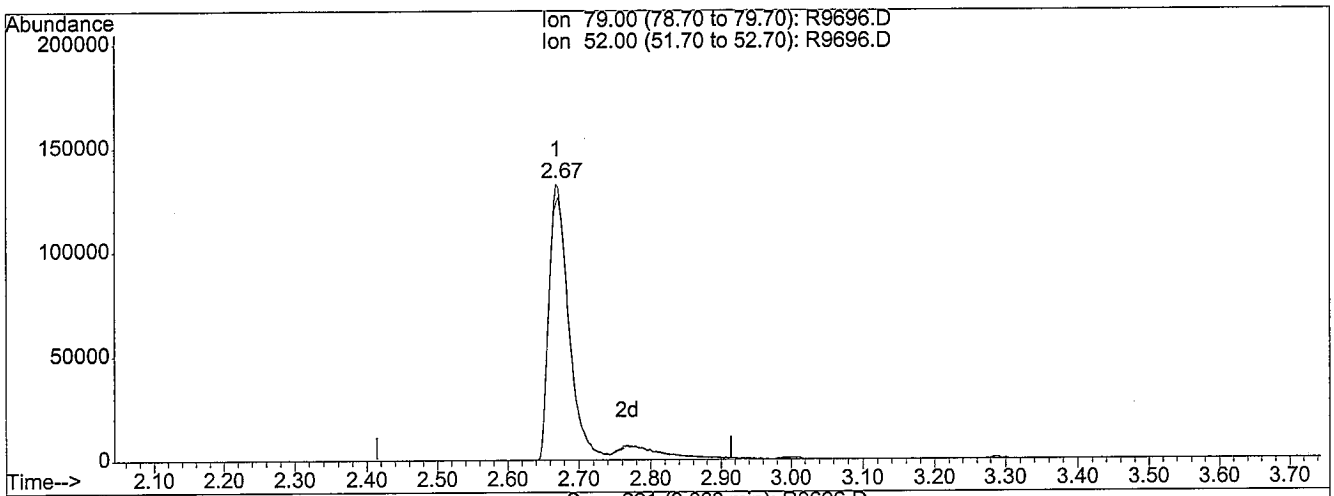

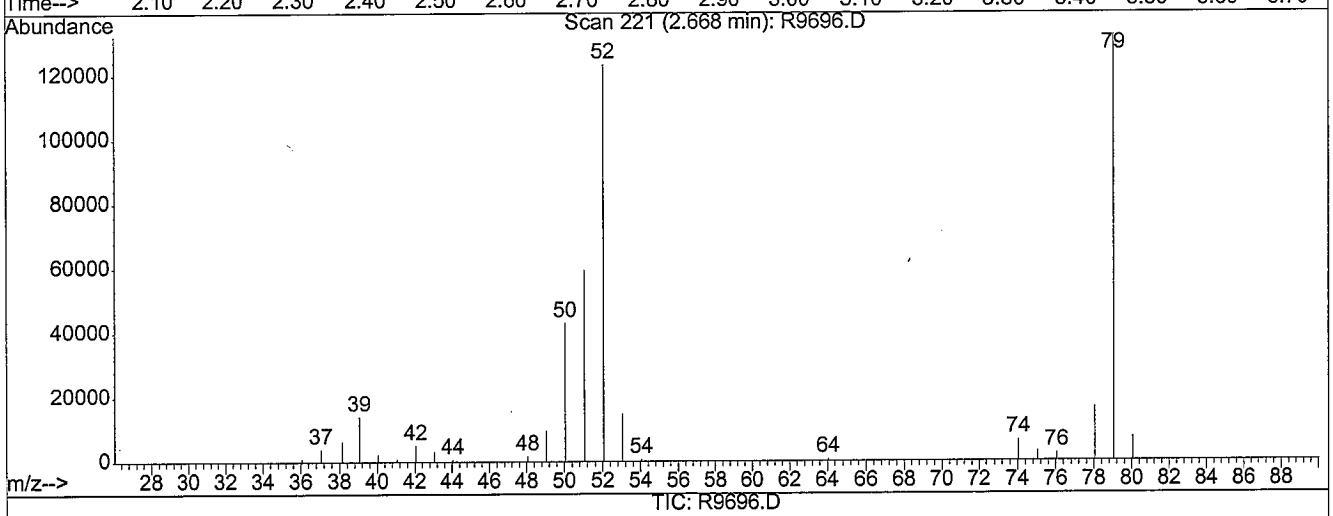

(3) Pyridine (T)

2.67min 31.00ng/uL m

response 288679

Ion	Exp%	Act%
79.00	100	100
52.00	88.10	86.38
0.00	0.00	0.00
0.00	0.00	0.00

MANUAL RE-INTEGRATION

- ☐ missed peak assignment
- ☐ assigned incorrect name to peak
- ☐ over-integrated peak's area
- ☑ under-integrated peak's area
- ☐ other _____

initials JK *date* 10-12-08

R9696.D 101108S3.M Sun Oct 12 13:28:43 2008

Quantitation Report

Data File : C:\HPCHEM\1\DATA\101108\R9696.D
Acq On : 11 Oct 2008 7:00 pm
Sample : EX081007-1LCS
Misc : WATER EX081007-1
MS Integration Params: LSCINT.P
Quant Time: Oct 12 13:28 2008

Vial: 13
Operator: jk SOP 506
Inst : HPSV-3
Multiplr: 1.00

Quant Results File: 101108S3.RES

Method : C:\HPCHEM\1\METHODS\101108S3.M (RTE Integrator)
Title : GC-MS Semivolatiles SOP no. 506
Last Update : Sun Oct 12 13:28:06 2008
Response via : Initial Calibration



Quantitation Report (QT Reviewed)

Data File : C:\HPCHEM\1\DATA\101108\R9697.D
Acq On : 11 Oct 2008 7:23 pm
Sample : EX081007-1LCSD
Misc : WATER EX081007-1
MS Integration Params: LSCINT.P
Quant Time: Oct 12 13:31 2008

Vial: 14
Operator: jk SOP 506 Rev
Inst : HPSV-3
Multiplr: 1.00
Quant Results File: 101108S3.RES

Quant Method : C:\HPCHEM\1\METHODS\101108S3.M (RTE Integrator)
Title : GC-MS Semivolatiles SOP no. 506
Last Update : Sun Oct 12 13:28:06 2008
Response via : Initial Calibration
DataAcq Meth : 101108S3

Internal Standards	R.T.	QIon	Response	Conc	Units	Dev(Min)
1) 1,4-Dichlorobenzene-d4	5.64	152	200128	40.00	ng/uL	0.00
25) Naphthalene-d8	6.85	136	777072	40.00	ng/uL	0.00
42) Acenaphthene-d10	8.41	164	386630	40.00	ng/uL	0.00
69) Phenanthrene-d10	9.69	188	577512	40.00	ng/uL	0.00
80) Chrysene-d12	11.98	240	557665	40.00	ng/uL	0.00
91) Perylene-d12	13.46	264	475261	40.00	ng/uL	0.00

System Monitoring Compounds						
5) 2-Fluorophenol	4.32	112	452018	62.56	ng/uL	0.00
Spiked Amount 75.000	Range 21 - 100		Recovery = 83.41%			
6) 2-Chlorophenol-d4	5.44	132	389973	61.05	ng/uL	0.00
Spiked Amount 75.000	Range 33 - 110		Recovery = 81.40%			
8) Phenol-d5	5.30	99	580763	66.01	ng/uL	0.00
Spiked Amount 75.000	Range 15 - 104		Recovery = 88.01%			
15) 1,2-Dichlorobenzene-d4	5.79	152	182421	41.68	ng/uL	0.00
Spiked Amount 50.000	Range 16 - 110		Recovery = 83.36%			
26) Nitrobenzene-d5	6.18	82	350804	44.05	ng/uL	0.00
Spiked Amount 50.000	Range 34 - 111		Recovery = 88.10%			
46) 2-Fluorobiphenyl	7.79	172	560332	43.95	ng/uL	0.00
Spiked Amount 50.000	Range 21 - 106		Recovery = 87.90%			
68) 2,4,6-Tribromophenol	9.09	330	123787	72.98	ng/uL	0.00
Spiked Amount 75.000	Range 23 - 100		Recovery = 97.31%			
83) p-Terphenyl-d14	11.02	244	630107	46.74	ng/uL	0.00
Spiked Amount 50.000	Range 33 - 111		Recovery = 93.48%			

Target Compounds						Qvalue
2) 1,4-Dioxane	0.00	88	0	N.D.		MA
3) Pyridine	2.67	79	430276m	45.49	ng/uL	
4) n-Nitrosodimethylamine	2.60	74	291076	54.13	ng/uL	97
7) Aniline	5.32	93	585818	50.35	ng/uL	97
9) Phenol	5.31	94	513449	51.23	ng/uL	98
10) Tetramethylurea	5.38	72	878	N.D.		MA
11) Bis(2-chloroethyl)ether	5.36	93	388395	50.82	ng/uL	98
12) 2-Chlorophenol	5.46	128	324803	48.52	ng/uL	99
13) 1,3-Dichlorobenzene	5.59	146	352528	47.24	ng/uL	100
14) 1,4-Dichlorobenzene	5.66	146	350715	47.39	ng/ul	100
16) 1,2-Dichlorobenzene	5.81	146	324923	48.36	ng/uL	100
17) Benzyl Alcohol	5.77	108	233714	52.64	ng/uL	97
18) Bis(2-chloroisopropyl)ethe	5.87	45	609618	46.61	ng/uL	99
19) 2-Methylphenol	5.89	107	258542	49.94	ng/uL	99
20) n-Nitroso-di-n-propylamine	6.01	70	276781	54.22	ng/uL	93
21) 3+4-Methylphenol	6.03	108	315592	50.30	ng/uL#	54

(#) = qualifier out of range (m) = manual integration
R9697.D 101108S3.M Sun Oct 12 13:31:24 2008

JK 10-12-09

Quantitation Report (QT Reviewed)

Data File : C:\HPCHEM\1\DATA\101108\R9697.D
Acq On : 11 Oct 2008 7:23 pm
Sample : EX081007-1LCSD
Misc : WATER EX081007-1
MS Integration Params: LSCINT.P
Quant Time: Oct 12 13:31 2008

Vial: 14
Operator: jk SOP 506 Rev
Inst : HPSV-3
Multiplr: 1.00
Quant Results File: 101108S3.RES

Quant Method : C:\HPCHEM\1\METHODS\101108S3.M (RTE Integrator)
Title : GC-MS Semivolatiles SOP no. 506
Last Update : Sun Oct 12 13:28:06 2008
Response via : Initial Calibration
DataAcq Meth : 101108S3

Compound	R.T.	QIon	Response	Conc	Unit	Qvalue
22) N-Methylaniline	6.02	106	30438	3.16	ng/uL#	1
23) Hexachloroethane	6.14	117	149597	47.37	ng/uL	99
24) N,N-Dimethylaniline	6.02	120	106392	11.90	ng/uL#	1
27) Nitrobenzene	6.19	123	160759	49.09	ng/uL#	71
28) Isophorone	6.41	82	750878	50.14	ng/uL	100
29) N-Ethylaniline	6.49	106	9671	0.71	ng/uL#	67
30) 2-Nitrophenol	6.49	139	184255	51.50	ng/uL	99
31) 2,4-Dimethylphenol	6.51	107	320895	43.61	ng/uL	99
32) Bis(2-chloroethoxy)methane	6.58	93	449621	48.17	ng/uL	99
33) 2,4-Dichlorophenol	6.73	162	274525	50.04	ng/uL	100
34) Benzoic acid	6.64	105	234863	60.03	ng/uL	94
35) 1,2,4-Trichlorobenzene	6.79	180	261687	44.18	ng/uL	99
36) Naphthalene	6.87	128	879062	45.54	ng/uL	99
37) 4-Chloroaniline	6.90	127	376460	48.20	ng/uL	99
38) Hexachlorobutadiene	6.96	225	147738	43.27	ng/uL	100
39) 4-Chloro-3-methylphenol	7.34	107	330636	52.53	ng/uL	100
40) 2-Methylnaphthalene	7.48	142	605770	46.84	ng/uL	100
41) 1-Methylnaphthalene	7.57	142	610375	47.84	ng/uL	99
43) Hexachlorocyclopentadiene	7.61	237	23585	13.08	ng/uL	99
44) 2,4,6-Trichlorophenol	7.73	196	177796	53.29	ng/uL	99
45) 2,4,5-Trichlorophenol	7.79	196	190720	56.63	ng/uL	99
47) 2-Chloronaphthalene	7.92	162	576515	51.71	ng/uL	100
48) 2-Nitroaniline	7.99	65	261719	59.51	ng/uL	100
49) 1,4-Dinitrobenzene	8.11	168	100411	62.57	ng/uL	99
50) Dimethylphthalate	8.12	163	668700	54.81	ng/uL	100
51) 1,3-Dinitrobenzene	8.18	168	111165	59.71	ng/uL	99
52) 2,6-Dinitrotoluene	8.19	165	158808	56.55	ng/uL	99
53) 1,2-Dinitrobenzene	8.25	168	73606	56.00	ng/uL	97
54) Acenaphthylene	8.29	152	974235	53.70	ng/uL	100
55) 3-Nitroaniline	8.35	138	167991	60.34	ng/uL	99
56) Acenaphthene	8.43	154	588356	53.48	ng/uL	100
57) 2,4-Dinitrophenol	8.44	184	56926	57.97	ng/uL	81
58) 4-Nitrophenol	8.54	109	92387	60.73	ng/uL	97
59) Dibenzofuran	8.58	168	792564	53.49	ng/uL	98
60) 2,4-Dinitrotoluene	8.54	165	207367	59.56	ng/uL	98
61) 2,3,5,6-Tetrachlorophenol	8.65	232	234392	94.27	ng/uL	99
62) 2,3,4,6-Tetrachlorophenol	8.68	232	261812	92.96	ng/uL	98
63) Diethylphthalate	8.72	149	682152	56.09	ng/uL	100
64) Fluorene	8.88	166	649859	54.55	ng/uL	100
65) 4-Chlorophenyl phenyl ethe	8.85	204	298043	53.88	ng/uL	99
66) 4-Nitroaniline	8.89	138	159202	63.04	ng/uL	98

(#) = qualifier out of range (m) = manual integration

Quantitation Report (QT Reviewed)

Data File : C:\HPCHEM\1\DATA\101108\R9697.D
Acq On : 11 Oct 2008 7:23 pm
Sample : EX081007-1LCSD
Misc : WATER EX081007-1
MS Integration Params: LSCINT.P
Quant Time: Oct 12 13:31 2008

Vial: 14
Operator: jk SOP 506 Rev
Inst : HPSV-3
Multiplr: 1.00
Quant Results File: 101108S3.RES

Quant Method : C:\HPCHEM\1\METHODS\101108S3.M (RTE Integrator)
Title : GC-MS Semivolatiles SOP no. 506
Last Update : Sun Oct 12 13:28:06 2008
Response via : Initial Calibration
DataAcq Meth : 101108S3

	Compound	R.T.	QIon	Response	Conc Unit	Qvalue
67)	Azobenzene	8.99	77	825334	55.68 ng/uL	99
70)	4,6-Dinitro-2-methylphenol	8.90	198	101272	60.78 ng/uL	99
71)	n-Nitrosodiphenylamine	8.95	169	471767	49.15 ng/uL	99
72)	4-Bromophenyl phenyl ether	9.27	248	189754	56.95 ng/uL	99
73)	Hexachlorobenzene	9.35	284	212775	56.87 ng/uL	99
74)	Pentachlorophenol	9.52	266	93847	56.63 ng/uL	97
75)	Phenanthrene	9.71	178	922876	56.30 ng/uL	100
76)	Anthracene	9.76	178	934322	56.45 ng/uL	100
77)	Carbazole	9.88	167	850393	58.12 ng/uL	100
78)	Di-n-butylphthalate	10.10	149	1275403	58.29 ng/uL	100
79)	Fluoranthene	10.74	202	1020962	57.86 ng/uL	99
81)	Benzidine	10.82	184	665572	63.78 ng/uL	100
82)	Pyrene	10.95	202	1073406	54.50 ng/uL	99
84)	Butylbenzylphthalate	11.40	149	549085	56.53 ng/uL	98
85)	Bis(2-ethylhexyl) adipate	11.42	129	423962	53.87 ng/uL	95
86)	Benzo[a]anthracene	11.96	228	929064	55.97 ng/uL	100
87)	3,3'-Dichlorobenzidine	11.91	252	338805	54.44 ng/uL	97
88)	Chrysene	12.00	228	891678	56.28 ng/uL	100
89)	Bis(2-ethylhexyl)phthalate	11.86	149	737332	56.58 ng/uL	100
90)	Di-n-octylphthalate	12.43	149	1145427	58.28 ng/uL	99
92)	Benzo[b]fluoranthene	13.01	252	838634m	55.65 ng/uL	
93)	Benzo[k]fluoranthene	13.04	252	807114m	58.12 ng/uL	
94)	Benzo[a]pyrene	13.40	252	700999	53.62 ng/uL	99
95)	Indeno(1,2,3-c,d)pyrene	14.96	276	546390	53.25 ng/uL	99
96)	Dibenzo[a,h]anthracene	14.95	278	483303	56.81 ng/uL	100
97)	Benzo[g,h,i]perylene	15.42	276	455556	54.87 ng/uL	98

(#) = qualifier out of range (m) = manual integration

Quantitation Report (Qedit)

Data File : C:\HPCHEM\1\DATA\101108\R9697.D
Acq On : 11 Oct 2008 7:23 pm
Sample : EX081007-1LCSD
Misc : WATER EX081007-1
MS Integration Params: LSCINT.P
Quant Time: Oct 12 13:29 2008

Vial: 14
Operator: jk SOP 50
Inst : HPSV-3
Multiplr: 1.00
Quant Results File: temp.res

Method : C:\HPCHEM\1\METHODS\101108S3.M (RTE Integrator)
Title : GC-MS Semivolatiles SOP no. 506
Last Update : Sun Oct 12 13:28:06 2008
Response via : Multiple Level Calibration

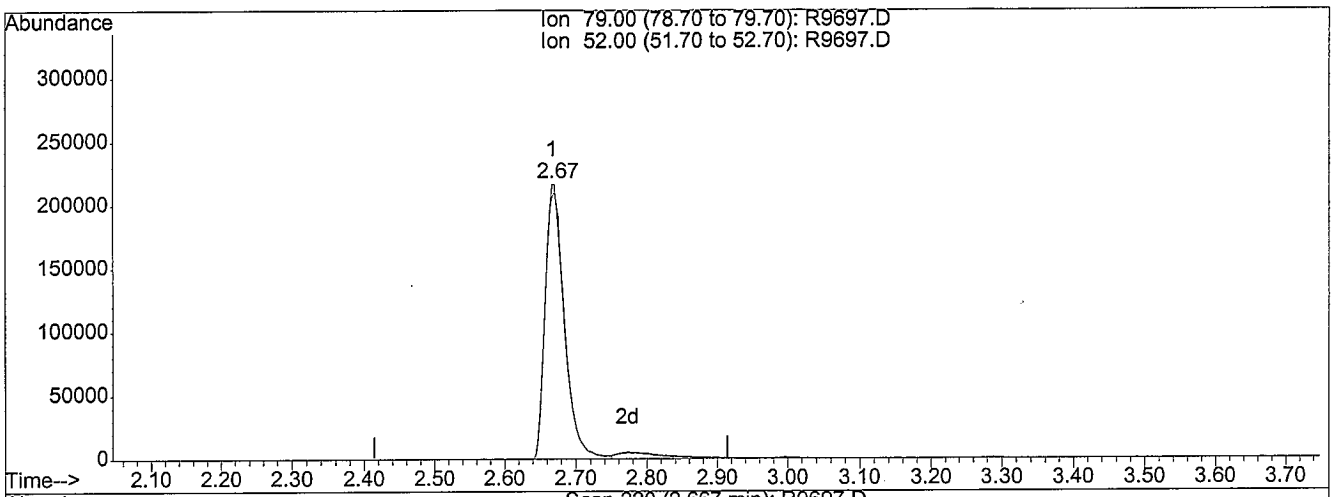

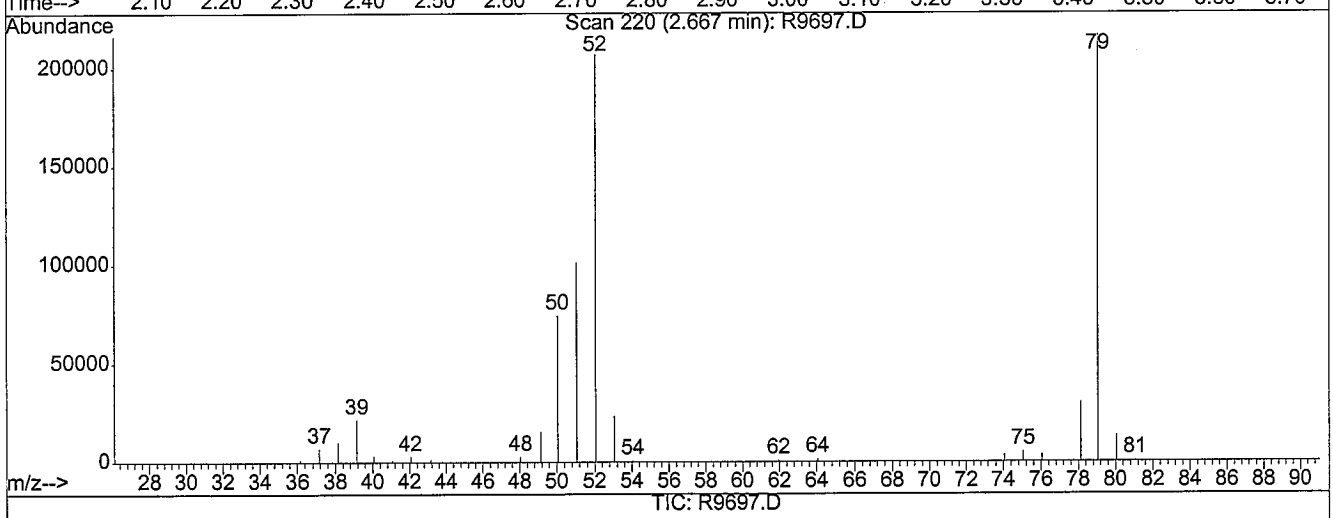

(3) Pyridine (T)

2.67min 42.76ng/uL

response 404427

Ion	Exp%	Act%
79.00	100	100
52.00	88.10	103.45
0.00	0.00	0.00
0.00	0.00	0.00

Before

R9697.D 101108S3.M Sun Oct 12 13:30:12 2008

Quantitation Report (Qedit)

Data File : C:\HPCHEM\1\DATA\101108\R9697.D
Acq On : 11 Oct 2008 7:23 pm
Sample : EX081007-1LCSD
Misc : WATER EX081007-1
MS Integration Params: LSCINT.P
Quant Time: Oct 12 13:30 2008

Vial: 14
Operator: jk SOP 50
Inst : HPSV-3
Multiplr: 1.00
Quant Results File: temp.res

Method : C:\HPCHEM\1\METHODS\101108S3.M (RTE Integrator)
Title : GC-MS Semivolatiles SOP no. 506
Last Update : Sun Oct 12 13:28:06 2008
Response via : Multiple Level Calibration

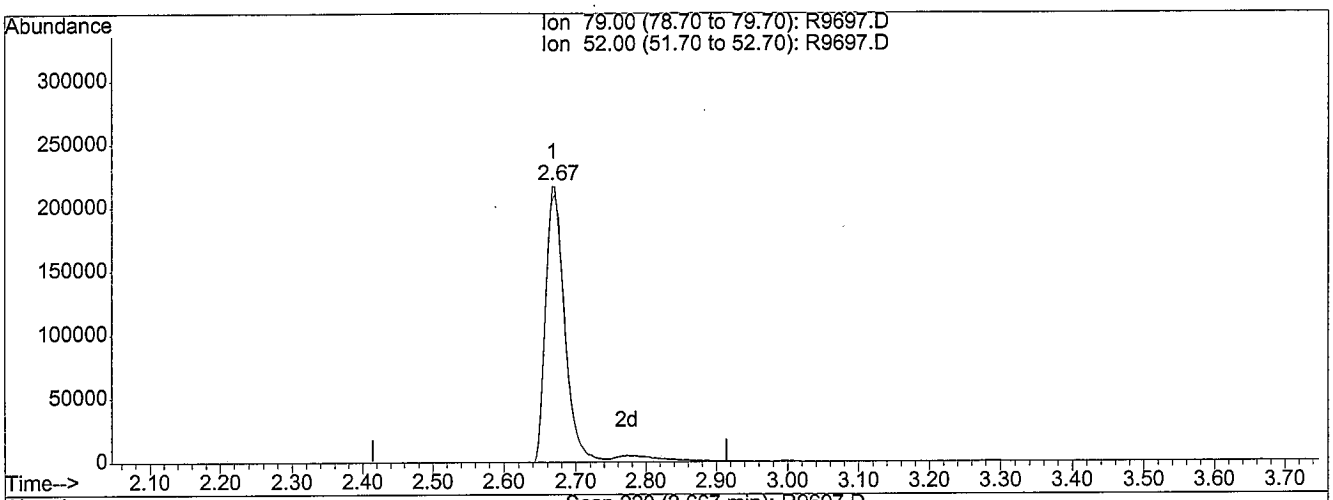

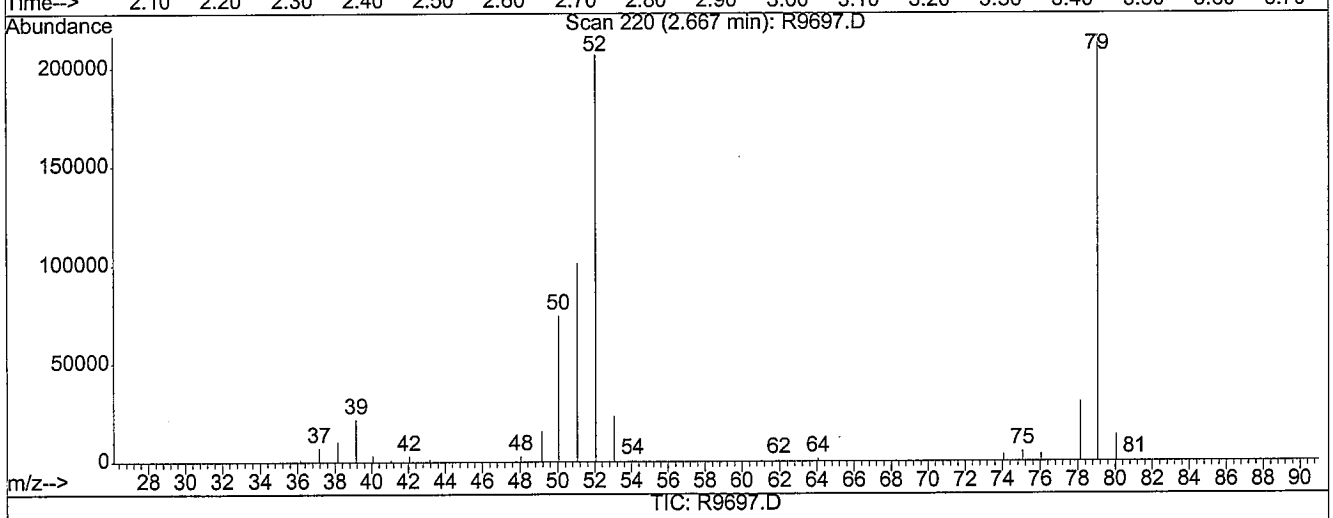

(3) Pyridine (T)

2.67min 45.49ng/uL m

response 430276

Ion	Exp%	Act%
79.00	100	100
52.00	88.10	97.24
0.00	0.00	0.00
0.00	0.00	0.00

MANUAL RE-INTEGRATION

- ☐ missed peak assignment
- ☐ assigned incorrect name to peak
- ☐ over-integrated peak's area
- ☑ under-integrated peak's area
- ☐ other _____

initials JK *date* 10-12-08

R9697.D 101108S3.M Sun Oct 12 13:30:15 2008

Quantitation Report (Qedit)

Data File : C:\HPCHEM\1\DATA\101108\R9697.D
Acq On : 11 Oct 2008 7:23 pm
Sample : EX081007-1LCSD
Misc : WATER EX081007-1
MS Integration Params: LSCINT.P
Quant Time: Oct 12 13:30 2008

Vial: 14
Operator: jk SOP 50
Inst : HPSV-3
Multiplr: 1.00
Quant Results File: temp.res

Method : C:\HPCHEM\1\METHODS\101108S3.M (RTE Integrator)
Title : GC-MS Semivolatiles SOP no. 506
Last Update : Sun Oct 12 13:28:06 2008
Response via : Multiple Level Calibration

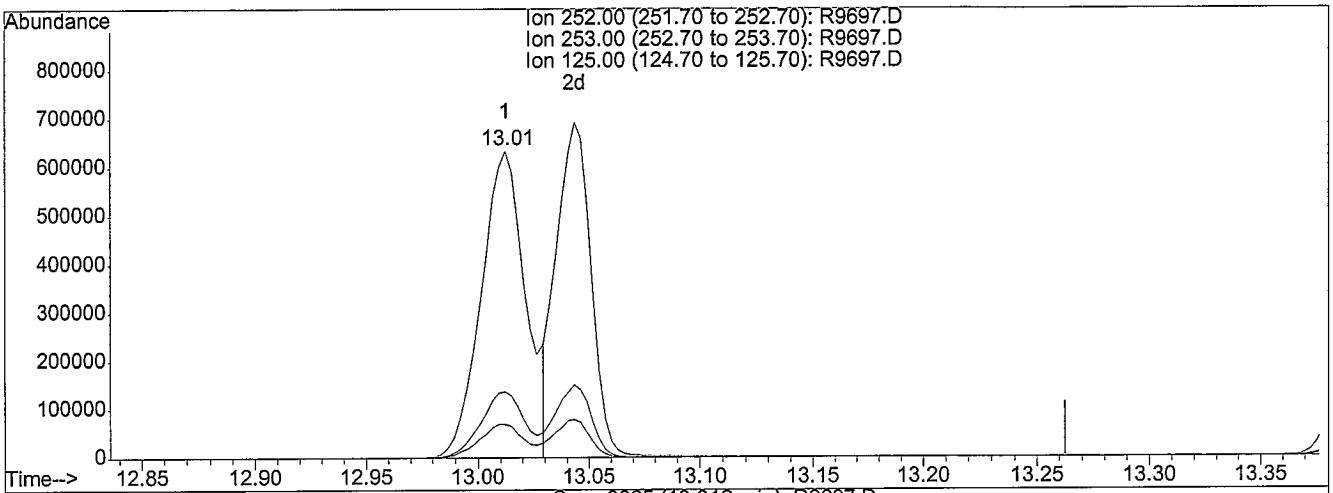

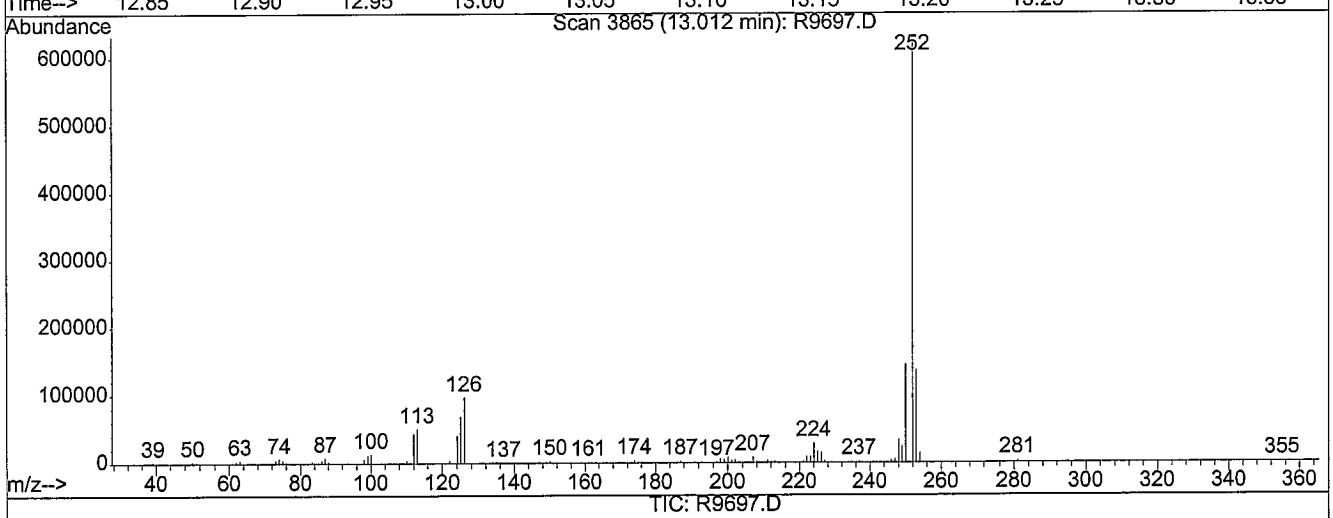

TIC: R9697.D

(92) Benzo[b]fluoranthene (T)

13.01min 58.29ng/uL

response 878438

Ion	Exp%	Act%
252.00	100	100
253.00	22.00	21.93
125.00	11.90	10.89
0.00	0.00	0.00

Befor

R9697.D 101108S3.M Sun Oct 12 13:30:58 2008

Quantitation Report (Qedit)

Data File : C:\HPCHEM\1\DATA\101108\R9697.D
Acq On : 11 Oct 2008 7:23 pm
Sample : EX081007-1LCSD
Misc : WATER EX081007-1
MS Integration Params: LSCINT.P
Quant Time: Oct 12 13:31 2008

Vial: 14
Operator: jk SOP 50
Inst : HPSV-3
Multiplr: 1.00
Quant Results File: temp.res

Method : C:\HPCHEM\1\METHODS\101108S3.M (RTE Integrator)
Title : GC-MS Semivolatiles SOP no. 506
Last Update : Sun Oct 12 13:28:06 2008
Response via : Multiple Level Calibration

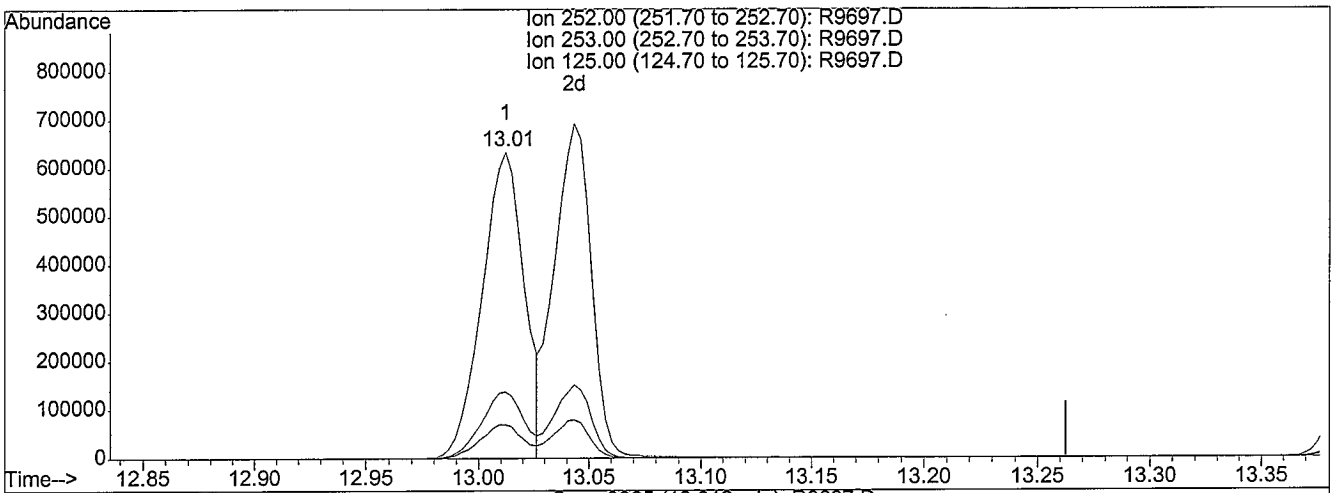

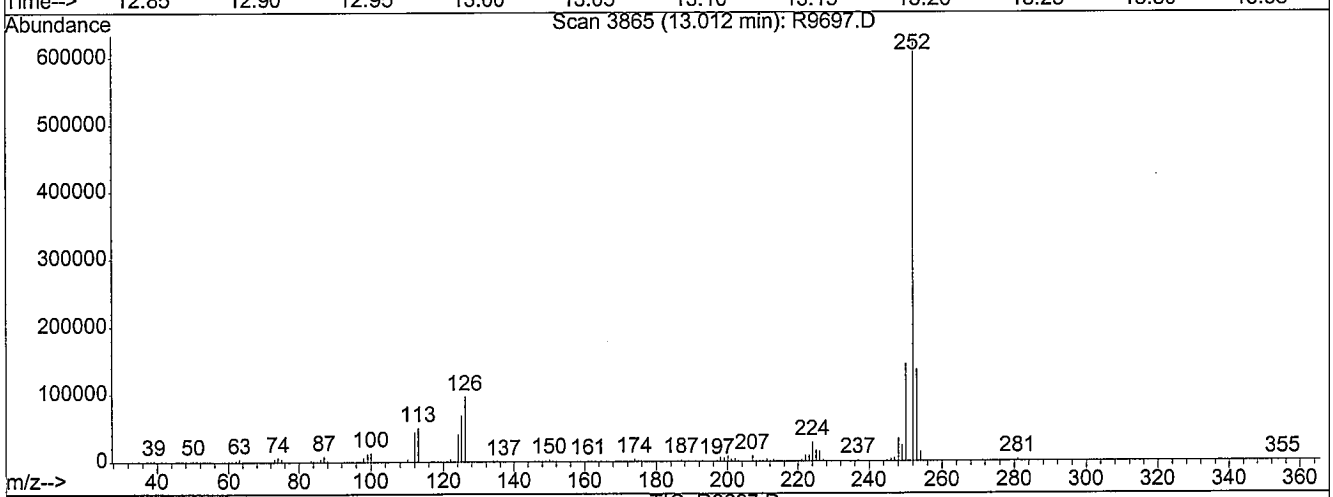

TIC: R9697.D

(92) Benzo[b]fluoranthene (T)

13.01min 55.65ng/uL m

response 838634

Ion	Exp%	Act%
252.00	100	100
253.00	22.00	22.97
125.00	11.90	11.40
0.00	0.00	0.00

MANUAL RE-INTEGRATION

- ☐ missed peak assignment
- ☐ assigned incorrect name to peak
- ☑ over-integrated peak's area
- ☐ under-integrated peak's area
- ☐ other _____

initials JK *date* 10-12-08

R9697.D 101108S3.M Sun Oct 12 13:31:04 2008

Quantitation Report (Qedit)

Data File : C:\HPCHEM\1\DATA\101108\R9697.D
Acq On : 11 Oct 2008 7:23 pm
Sample : EX081007-1LCSD
Misc : WATER EX081007-1
MS Integration Params: LSCINT.P
Quant Time: Oct 12 13:31 2008

Vial: 14
Operator: jk SOP 50
Inst : HPSV-3
Multiplr: 1.00
Quant Results File: temp.res

Method : C:\HPCHEM\1\METHODS\101108S3.M (RTE Integrator)
Title : GC-MS Semivolatiles SOP no. 506
Last Update : Sun Oct 12 13:28:06 2008
Response via : Multiple Level Calibration

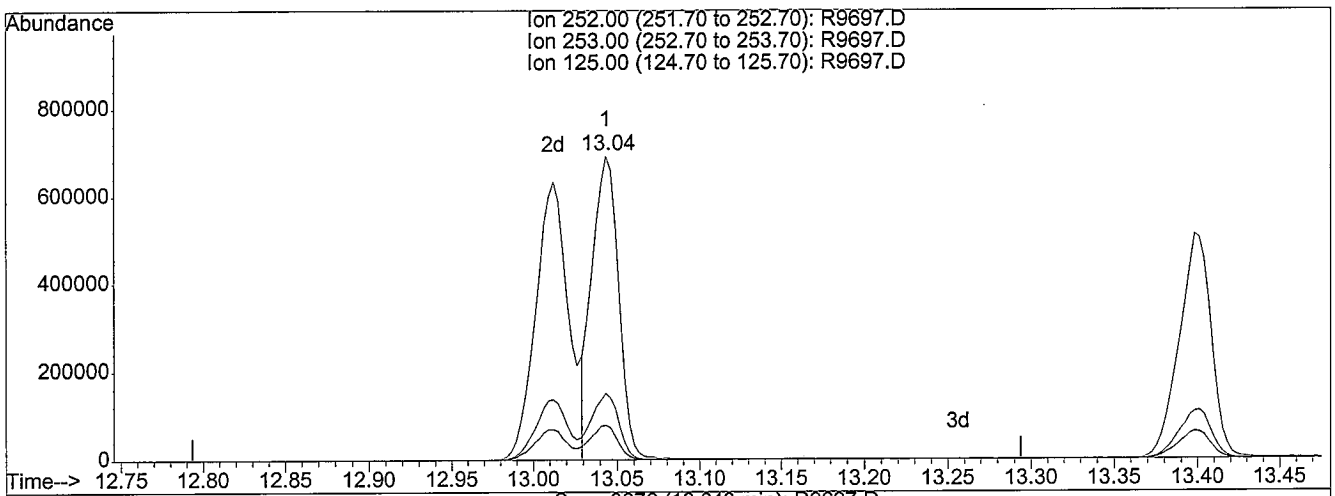

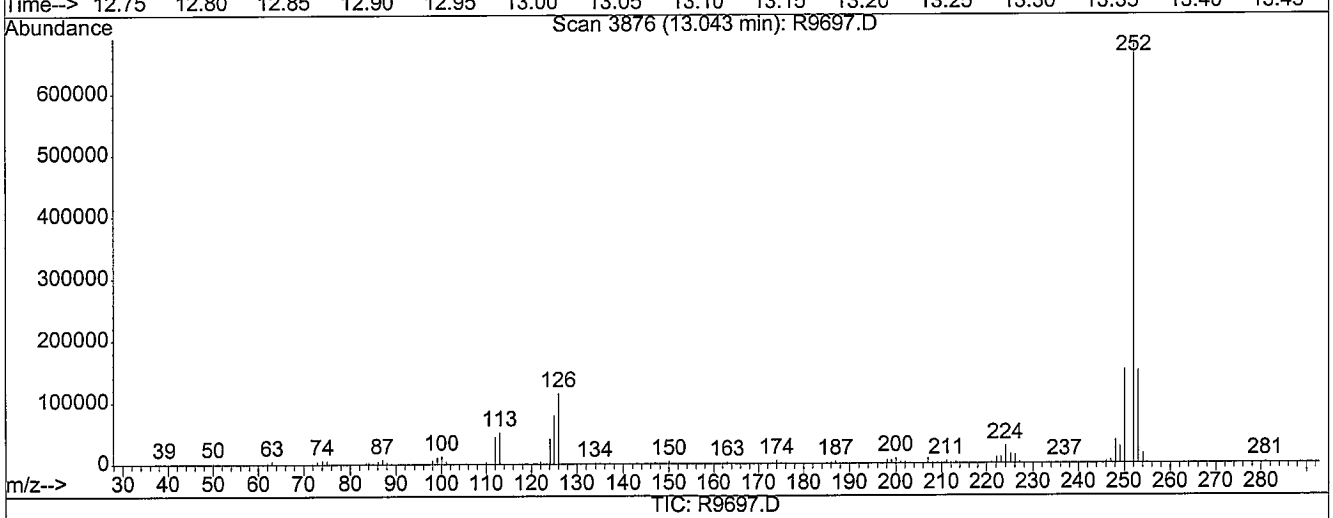

(93) Benzo[k]fluoranthene (T)

13.04min 55.67ng/uL

response 773078

Ion	Exp%	Act%
252.00	100	100
253.00	21.90	21.59
125.00	11.60	11.67
0.00	0.00	0.00

Before

R9697.D 101108S3.M Sun Oct 12 13:31:09 2008

Quantitation Report (Qedit)

Data File : C:\HPCHEM\1\DATA\101108\R9697.D
Acq On : 11 Oct 2008 7:23 pm
Sample : EX081007-1LCSD
Misc : WATER EX081007-1
MS Integration Params: LSCINT.P
Quant Time: Oct 12 13:31 2008

Vial: 14
Operator: jk SOP 50
Inst : HPSV-3
Multiplr: 1.00
Quant Results File: temp.res

Method : C:\HPCHEM\1\METHODS\101108S3.M (RTE Integrator)
Title : GC-MS Semivolatiles SOP no. 506
Last Update : Sun Oct 12 13:28:06 2008
Response via : Multiple Level Calibration

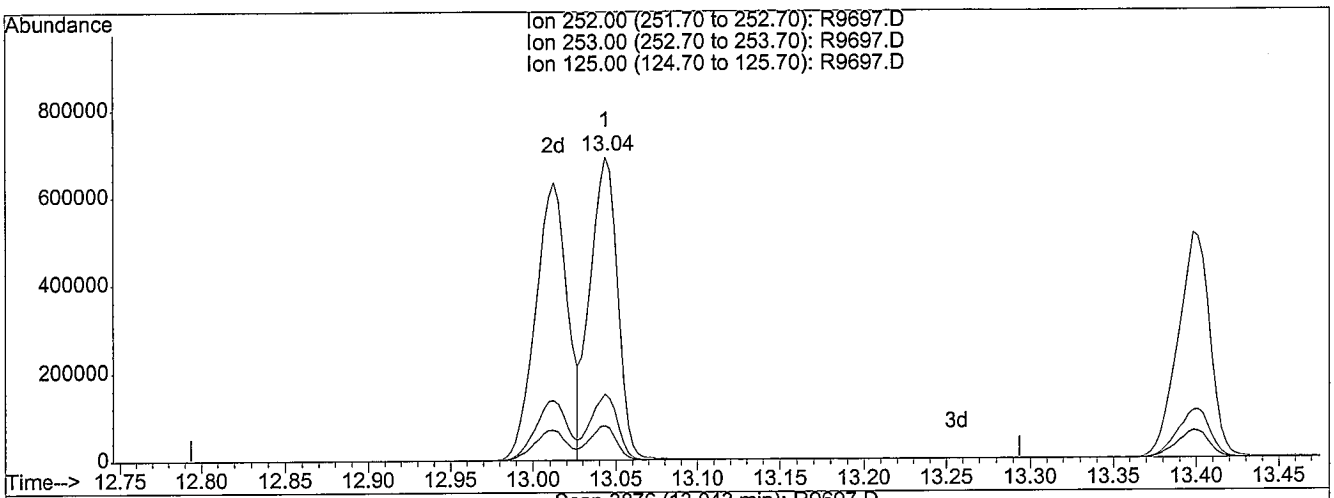

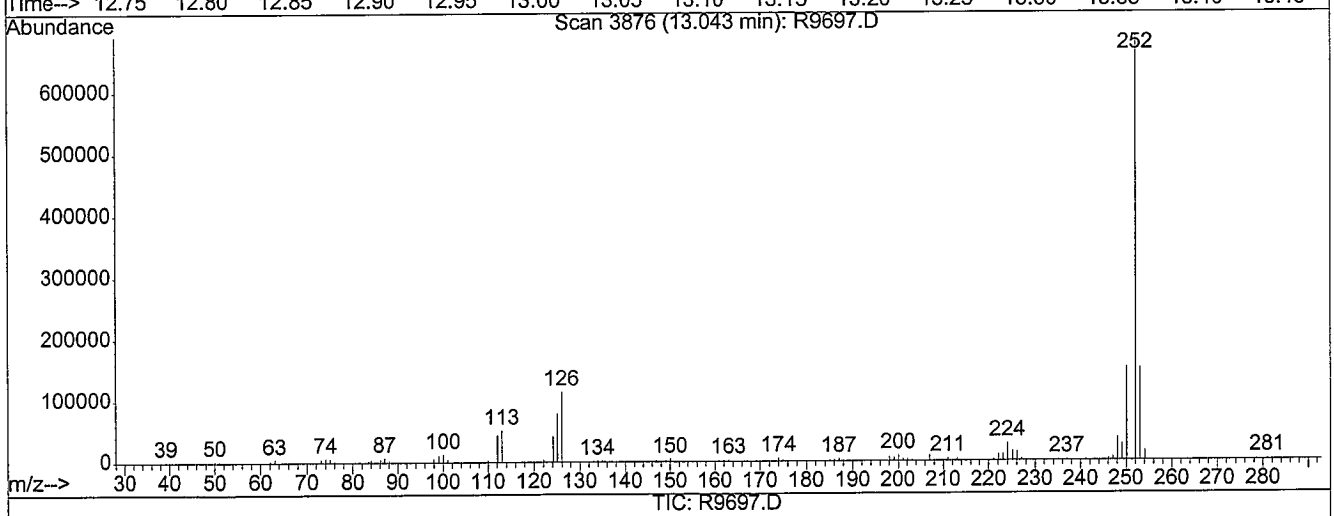

(93) Benzo[k]fluoranthene (T)

13.04min 58.12ng/uL m

response 807114

Ion	Exp%	Act%
252.00	100	100
253.00	21.90	20.68
125.00	11.60	11.17
0.00	0.00	0.00

MANUAL RE-INTEGRATION

- ☐ missed peak assignment
- ☐ assigned incorrect name to peak
- ☐ over-integrated peak's area
- ☑ under-integrated peak's area
- ☐ other _____

initials JC *date* 10-12-08

R9697.D 101108S3.M Sun Oct 12 13:31:13 2008

Quantitation Report

Data File : C:\HPCHEM\1\DATA\101108\R9697.D
Acq On : 11 Oct 2008 7:23 pm
Sample : EX081007-1LCSD
Misc : WATER EX081007-1
MS Integration Params: LSCINT.P
Quant Time: Oct 12 13:31 2008

Vial: 14
Operator: jk SOP 506
Inst : HPSV-3
Multiplr: 1.00

Quant Results File: 101108S3.RES

Method : C:\HPCHEM\1\METHODS\101108S3.M (RTE Integrator)
Title : GC-MS Semivolatiles SOP no. 506
Last Update : Sun Oct 12 13:28:06 2008
Response via : Initial Calibration



Miscellaneous

Paragon Analytics

SEMIVOLATILES EXTRACTION / CLEANUP WORKSHEET

617/13 full

WO #s 0810031 Matrix AQ Batch ID Ex081007-1 Sur Code ST080729-3 MSpike Code ST080717-2 Balance ID N/A Extr SOP/Rev 1 Extr Code: 8270C CLP SOW E625

Extr Method: (3520C)CLE (3550C)SONC (3540C)SOX (3510C)SEP (3580A)Waste Dilution Initials BA Extr Start Date/Time 10/7/08 11:00 Extr Stop Date/Time 10/9/08 0930

Lots: $MeCl_2$ CX544 Hexane NA Acetone NA Florisil NA Silica Gel NA (See other GPC forms) H_2SO_4 602F01 NaOH E46K51 Na_2SO_4 081944

Steam bath 60°C Proper N-Evap station flow settings used? Y Cleanup Code: (3620B)Florisil (3640A)GPC (See other forms) Silica Gel Cleanup SOP/Rev NA Date/Time NA

Initials NA (12/24//07) **366594** Reviewed by / date JTB 10-9-08 Form 609r13.doc

SAMPLE								EXTRACT / CLEANUP					
Sample No.	Amount (g/mL)	Initial pH	pH (≤2)	pH (11-13)	Surrogate (mL)	Matrix Spike (mL)	Sur / Matrix Spike Witnessed	Date KD (Initial)	Cleanup Date	Date KD (Final)	Final Volume (mL)	Date Vialed	Comments
WMB	1000	5	1.3	12.8	1.0mL	N/A	BA / JP	10-9-08	NA	NA	1.0	10-9-08	- not enough sample to perform MS/MSD.
0810031-1	1060	7	1.3	12.8	↓	↓	↓	↓	↓	↓	↓	↓	
↓ -2	1040	7	1.3	12.8		↓							
WLCS	1000	5	1.3	12.8		1.0mL							
WLCSD	1000	5	1.3	12.8	↓	↓	↓	↓	↓	↓	↓	↓	

10-9-08 JTB

196

Paragon Analytics

GC/MS Volatiles Case Narrative

URS

Cistern Excavation

Order Number - 0810031

1. This report consists of 4 water samples and 1 soil sample. The samples were received intact by Paragon on 10/03/08 at a temperature between 4° C and 7° C. All aqueous samples were free of headspace prior to analysis.

2. These samples were prepared according to SW-846, 3rd Edition procedures. Specifically, the water samples were prepared by purging 10 mL using purge and trap procedures based on Method 5030C.

   The soil sample was prepared by purging a heated 5 grams of sample mixed with 10 mL of reagent water. The calibration curve was also prepared using the heated purge. This procedure, including the heating and agitating, is based on modifications of Method 5035A.

3. The samples were analyzed using GC/MS with an RTX-624, RTX-VMS, or equivalent capillary column according to Paragon Standard Operating Procedure 525 Revision 12 based on SW-846 Method 8260B. All positive results were quantitated against the initial calibration standards using the internal standard technique. The identification of positive results was achieved by a comparison of the retention time and mass spectrum of the sample versus the daily calibration standard.

4. All initial calibration criteria for SPCC's and CCC's were met. If average response factors were used in the initial calibration, %RSD was ≤15%. If linear or higher order regression calibrations were used in the initial calibration, the coefficient of determination (r^2) ≥0.99.

5. All initial calibrations are verified by comparing a second source standard calibration verification (ICV) against the calibration curve. All target compounds in the second source verification had a %D of less than 25%.

6. All criteria for SPCC's and CCC's were met in daily (continuing) calibration verifications (CCV).

7. Methylene chloride, acetone and 2-butanone are common laboratory contaminants. In order to minimize the levels of these compounds detected in the gc/ms analysis, Paragon has designated its volatile laboratory as a restricted access area. In addition, the laboratory has been equipped with a dedicated, air intake and exhaust system that operates under positive pressure in order to minimize cross contamination of these compounds. Due to fluctuations in ambient laboratory conditions, reported sample values for common laboratory contaminants may be due to lab contamination even if the compound in question is not detected in the associated method blank.

   All method blank criteria were met.

8. All laboratory control spike and laboratory control spike duplicate recoveries and RPDs were within the acceptance criteria with the following exceptions:

Spiked Compound	QC Sample	Direction
Tetrachloroethane	VL081009-3LCS/LCSD	RPD High
1-Chlorohexane	VL081009-3LCS/LCSD	RPD High
1-Chlorohexane	VL081006-2LCSD	Low
M+p-xylene	VL081006-2LCS	Low
Styrene	VL081006-2LCS, VL081006-2LCSD	Low
Isopropylbenzene	VL081006-2LCS	Low
1-Chlorohexane	VL081006-2LCSD	Low

   Because of the large number of target analytes reported by this method, the lab allows for sporadic marginal exceedances. No further action was taken.

   Since the recoveries for tetrachloroethane and 1-chlorohexane in the laboratory control spike and laboratory control spike duplicate were within control limits, with only the RPD exceeding acceptance criteria, quantitations of target compounds were not compromised. No further action was taken.

9. Sample 0810031-3 was designated as the quality control sample for this analysis. Similarity of matrix and therefore relevance of the QC results should not be automatically inferred for any sample other than the native sample selected for QC.

   Many matrix spike and matrix spike duplicate recoveries and RPDs were outside the acceptance criteria.

10. The samples were analyzed within the established holding time.

11. All surrogate recoveries were within acceptance criteria.

12. All internal standard recoveries were within acceptance criteria.

13. Manual integrations are performed when needed to provide consistent and defensible data following the guidelines in Paragon Analytics Standard Operating Procedure 939 Revision 3. The chromatographic data system marks the manual integrations with an m on the quantitation report. Whenever manual integrations are performed, before and after chromatograms of the peak that was manually integrated are included in the report along with the reason why the re-integration was necessary.

The data contained in the following report have been reviewed and approved by the personnel listed below. In addition, Paragon Analytics certifies that the analyses reported herein are true, complete and correct within the limits of the methods employed.

Sharon L. Jobes Organics Primary Data Reviewer	10-16-08 Date
Organics Final Data Reviewer	10-16-08 Date

Paragon Analytics
Data Qualifier Flags
Chromatography and Mass Spectrometry

U or ND:	**This flag indicates that the compound was analyzed for but not detected.**
J:	**This flag indicates an estimated value. This flag is used as follows : (1) when estimating a concentration for tentatively identified compounds (TICs) where a 1:1 response is assumed; (2) when the mass spectral and retention time data indicate the presence of a compound that meets the volatile and semivolatile GC/MS identification criteria, and the result is less than the reporting limit (RL) but greater than the method detection limit (MDL); (3) when the retention time data indicate the presence of a compound that meets the GC identification criteria, and the result is less than the RL but greater than the MDL; and (4) the reported value is estimated.**
B:	**This flag is used when the analyte is detected in the associated method blank as well as in the sample. It indicates probable blank contamination and warns the data user. This flag shall be used for a tentatively identified compound (TIC) as well as for a positively identified target compound.**
E:	**This flag identifies compounds whose concentration exceeds the upper level of the calibration range.**
A:	**This flag indicates that a tentatively identified compound is a suspected aldol-condensation product.**
X:	**This flag indicates that the analyte was diluted below an accurate quantitation level.**
***:**	**This flag indicates that a spike recovery is equal to or outside the control criteria used.**
+:	**This flag indicates that the relative percent difference (RPD) equals or exceeds the control criteria.**

Paragon Analytics

Sample Number(s) Cross-Reference Table

Paragon OrderNum: 0810031
Client Name: URS
Client Project Name: Cistern Excavation
Client Project Number:
Client PO Number: Cistern Excavation

Client Sample Number	Lab Sample Number	COC Number	Matrix	Date Collected	Time Collected
Cistern 100308	0810031-1		WATER	03-Oct-08	10:40
CD 100308	0810031-2		WATER	03-Oct-08	10:45
Cistern 100308-S	0810031-3		SOIL	03-Oct-08	11:10
Trip Blank	0810031-4		WATER	03-Oct-08	
Trip Blank	0810031-5		WATER	03-Oct-08	

Paragon Analytics
A Division of DataChem Laboratories, Inc.

225 Commerce Drive Fort Collins, CO 80524
800-443-1511 or (970) 490-1511 (970) 490-1522 Fax

Accession Number (LAB ID) 0810031

Chain-of-Custody Date 10/3/08 Page 1 of 1

Originator: Retain pink copy!

Project Name/No.: Prather Spring Sampler(s): Mark Lavorsen Turnaround (circle one) **Standard** or **Rush** (Due _____) Dispose: **Date** _____ or **Return to Client**

Report To: Sheri O'connor
Phone: Cistern Sampling
Fax:
E-mail:
Company: URS
Address: 8181 E Tufts Ave
Denver, CO 80112

Circle method (right); provide additional information as needed (comments).

Sample ID	Date	Time *	Lab ID	Matrix	Preservative (indicate type... HCl, etc.)	No. of Containers	VOCs SW8260B	BTEX (only) SW8021B	SVOCs SW8270C	~~OC Pesticides~~ Glycols ~~SW8081A~~	~~PCBs~~ Nitrate + Nitrite ~~SW8082~~	Herbicides SW8151A	Explosives SW8330	TCLP Organics SW1311 SW8260B 8270C 8081A 8151A	TCLP Metals SW1311 Hg SW6010B 7470	Total Metals by ICP Hg SW6010B 7470 7471 E200.7	Dissolved Metals by ICP Hg SW6010B 7470 E200.7	Total Metals by ICP/MS SW6020A E200.8	Dissolved Metals by ICP/MS SW6020A E200.8	Hexavalent Chromium SW7196A Alkaline Digest? Y / N	Inorganic Anions SW9056 E300.0 (specify in comments)	Solids: Total E160.3 TDS E160.1 TSS E160.2	pH SW9040B SW9045C	TPH SW8015B GRO DRO (circle one or both)	Gross Alpha / Beta SW9310 E900.0	Actinides by Paragon SOP Pu / U / Am / Th / Cm / ___	Tritium E906.0	Total Alpha-Emitting Radium SW9315 E903.0	Radium 226 E903.1	Radium 228 SW9320 E904.0	Strontium 90 (Total RadioSr) D5811-00	Gamma Isotopes E901.1	Radon 222 SM7510Rn	Oil + Grease	Sulphide
Cistern 100308	10/3/08	1040	1	W		14	3		2	3	1					1					1			1										1	1
CD100308	10/3/08	1045	2	W		13	3		2	3	1					1					1			1											1
~~Trip Blank 100308~~	~~10/3/08~~		~~3~~	~~W~~			~~3~~																												
Cistern 100308	10/3/08	1110	4	S		1	1		~~2~~		~~1~~					~~1~~								~~1~~											~~1~~
Trip Blank ~~100308~~ 2	10/3		4	W			1		X																										
Trip Blank 100308 1	10/3		5	W			1		X																										

10/3/08

10/3/08

* **Time Zone:** EST CST MST PST **Matrix Key:** O = oil, S = soil, NS = non-soil solid, W = water, L = liquid, E = extract, F = filter

Comments:

Relinquished By: (1)	Relinquished By: (2)
Signature Mark Lavorsen	Signature
Printed Name Mark Lavorsen	Printed Name
Date 10/3/08 Time 1940	Date Time
Company URS Corp	Company

Received By: (1)	Received By: (2)
Signature Debbie Fazio	Signature
Printed Name Debbie Fazio	Printed Name
Date 10/3/08 Time 1940	Date Time
Company Paragon Analytics	Company

Form 202r6.xls (6/16/06)

9

68 10031

cistern excavation

Table 2
Fluid Media Analytical Parameters, Holding Times, and Preservation Requirements

Analytical Parameter	Analytical Method	Sample Holding Time (from collection)	Preservation	Number of Containers and Minimum Volume	Type
Metals (including Hg)	SW 6010/SW 6020 and SW 7470A	6 months (28 days mercury) 3	pH ≤2 with HNO_3, ≤6°C	1 - 500 mL Poly Bottle 3	
Anions [1]	EPA 300.0	28 days	≤6°C 500 ml	1 - 1L Poly Bottle 4	
Alkalinity	EPA 310.1	14 days			
Total Dissolved Solids (TDS)	EPA 160.1	7 days 4			
pH	SW 9040	4 days from receipt at lab			
Specific Conductance	EPA 120.1				
Nitrate+Nitrite [2]	EPA 353.2	28 days 5	pH ≤2 with H_2SO_4, ≤6°C	1 - 125 mL Poly Bottle	
Sulfide	EPA 376.1	7 days 6	NaOH/ ZnAc, ≤6°C	1 - 500 mL Poly Bottle	
Total Petroleum Hydrocarbons (Diesel Range Organics [DRO] and Motor Oil Range Organics [MRO])	SW 8015BM	7 days to extraction, 40 days after extraction 7	≤6°C	1 - 1L Amber Glass Bottles	
Volatile Organic Compounds (VOCs)	SW 8260B	14 days 2	pH ≤2 with HCl, ≤6°C	3 - 40 mL Glass VOA vials 1	
Semi-volatile Organic Compounds (SVOCs)	SW 8270C	7 days to extraction, 40 days after extraction 8	≤6°C	2 - 1L Amber Glass bottles 1 only	1
Glycols (Ethylene + Propylene)	SW 8015B	7 days to preserve, 14 days to analyze 9 1	≤6°C	3 - 40 mL Glass VOA vials 2	
Oil & Grease [3]	EPA 1664	7 days to extraction, 40 days after extraction 10	pH ≤2 with H_2SO_4, ≤6°C unpreserved	1 - 1L Amber Glass Bottles ~~unpreserved~~	

[1] Anions include: chloride, sulfate, fluoride, bromide, nitrate, and nitrite.
[2] Combined nitrate and nitrite aliquot will be analyzed only if sample for anion analysis by Method 300.0 is not analyzed within 48 hours.

08100031

Table 1
Solid Media Analytical Parameters, Holding Times, and Preservation Requirements

Analytical Parameter	Analytical Method	Sample Holding Time (from collection)	Preservation	Number of Containers and Minimum Volume
Metals (including Hg)	SW 6010/SW 6020 and SW 7470A	6 months (28 days mercury)	≤6°C	1 - 8 oz. Amber Glass Jar
Anions [1]	EPA 300.0	28 days		
paste Alkalinity	EPA 310.1			
paste pH	EPA 105.1			
paste Specific Conductance	EPA 120.1			
Nitrate + Nitrite	EPA 353.2			
Percent Solids	PAI SOP			
Volatile Organic Compounds (VOCs)	SW 8260B	14 days	≤6°C	Terracore kit consisting of: 1 - 2 oz. Amber Glass Jar ~~2 - 40 mL Glass Vials w/ water, 1 - 40 mL Glass Vial w/ methanol~~
Total Petroleum Hydrocarbons (Diesel Range Organics [DRO] and Motor Oil Range Organics [MRO])	SW 8015BM	14 days to extraction 40 days after extraction	≤6°C	1 - 8 oz. Amber Glass Jar
Semi-volatile Organic Compounds (SVOCs)	SW 8270C			
Oil & Grease	SW 9071			
Glycols (Ethylene + Propylene)	SW 8015B	7 days to preserve, 14 days to analyze		

TCLP = Toxicity Characteristic Leaching Procedure
ZHE = Zero-headspace extraction
[1] Anions include: chloride, sulfate, fluoride, bromide, nitrate, and nitrite

CONDITION OF SAMPLE UPON RECEIPT FORM **Paragon Analytics**

Client: URS Workorder No: 0810031

Project Manager: DJF Initials: DJ Date: 10/3/08

1.	Does this project require any **special handling** in addition to standard Paragon procedures?		YES	NO
2.	Are custody **seals** on **shipping containers** intact?	NONE	YES	NO
3.	Are Custody seals on **sample containers** intact?	NONE	YES	NO
4.	Is there a **COC (Chain-of-Custody) present** or other representative documents?		YES	NO
5.	Are the **COC and bottle labels complete and legible**?		YES	NO
6.	Is the **COC in agreement** with samples received? (IDs, dates, times, no. of samples, no. of containers, matrix, requested analyses, etc.)		YES *	NO
7.	Were **airbills / shipping documents** present and/or removable?	DROP OFF	YES	NO
8.	Are all aqueous **samples requiring preservation preserved correctly?** (excluding volatiles)	N/A	YES	NO
9.	Are all aqueous **non-preserved samples pH 4-9**?	N/A	YES	NO
10.	Is there **sufficient sample** for the requested analyses?		YES	NO
11.	Were all samples placed in the **proper containers** for the requested analyses?		YES	NO
12.	Are all samples within **holding times** for the requested analyses?		YES	NO
13.	Were all sample containers received **intact**? (not broken or leaking, etc.)		YES	NO
14.	Are all samples requiring **no** headspace (**VOC, GRO, RSK/MEE, Rx CN/S, radon**) headspace free? **Size of bubble:** x < green pea x > green pea	N/A	YES	NO •
15.	Do perchlorate LCMS-MS samples **have** headspace? (at least 1/3 of container required)	N/A	YES	NO
16.	Were samples checked for and free from the presence of **residual chlorine?** (Applicable when PM has indicated samples are from a chlorinated water source; note if field preservation with sodium thiosulfate was not observed.)	N/A	YES	NO
17.	Were the samples **shipped on ice**?		YES	NO
18.	Were cooler temperatures measured at 0.1-6.0°C? **IR gun used*:** #2 #4	RAD ONLY	YES	NO

Cooler #:	~~X~~ DJ 10/3/08	1114						
#2 Temperature (°C):	7°	4°						
No. of custody seals on cooler:	1	1						
DOT Survey/ Acceptance Information — External µR/hr reading:	13	13						
Background µR/hr reading:	11							

Were external µR/hr readings ≤ two times background and within DOT acceptance criteria? **YES / NO / NA** (If no, see Form 008.)

Additional Information: PROVIDE DETAILS BELOW FOR A NO RESPONSE TO ANY QUESTION ABOVE, EXCEPT #1 AND #16.

Samples physically received 10/3/08. Unpacked 10/4/08

* Samples 4 and 5 (Trip Blank and Trip Blank 100308) No sample time listed

• Sample 1 (Cistern 100308) 1 of 3 40ml VOC vials contain headspace < pea

2 (CD100308) ↓ ↓ ↓ ↓ ↓ ↓ > pea.

TOC bottles Not rec'd at Paragon

If applicable, was the client contacted? **YES / NO / NA** Contact: _____ Date/Time: _____

Project Manager Signature / Date: _____

*IR Gun #2: Oakton, SN 29922500201-0066 *IR Gun #4: Oakton, SN 2372220101-0002

An "-S" was added as the suffix for soil sample Cistern 100308 per URS.

Form 201r21.xls (7/30/08)

Analytical Results

GC/MS Volatiles

Method SW8260_25B

Method Blank

Lab Name: **Paragon Analytics**
Work Order Number: 0810031
Client Name: URS
ClientProject ID: Cistern Excavation

Lab ID: VL081009-3MB

Sample Matrix: WATER
% Moisture: N/A
Date Collected: N/A
Date Extracted: 09-Oct-08
Date Analyzed: 09-Oct-08

Prep Batch: VL081009-3
QCBatchID: VL081009-3-1
Run ID: VL081009-3A
Cleanup: NONE
Basis: N/A
File Name: C12529

Sample Aliquot: 10 ml
Final Volume: 10 ml
Result Units: UG/L
Clean DF: 1

CASNO	Target Analyte	DF	Result	Reporting Limit	MDL	Result Qualifier	EPA Qualifier
75-71-8	DICHLORODIFLUOROMETHANE	1	1	1	0.17	U	
74-87-3	CHLOROMETHANE	1	1	1	0.17	U	
75-01-4	VINYL CHLORIDE	1	1	1	0.17	U	
74-83-9	BROMOMETHANE	1	1	1	0.25	U	
75-00-3	CHLOROETHANE	1	1	1	0.25	U	
75-69-4	TRICHLOROFLUOROMETHANE	1	1	1	0.17	U	
75-35-4	1,1-DICHLOROETHENE	1	1	1	0.17	U	
76-13-1	1,1,2-TRICHLORO-1,2,2-TRIFLUOROET	1	1	1	0.17	U	
67-64-1	ACETONE	1	10	10	3.3	U	
74-88-4	IODOMETHANE	1	1	1	0.17	U	
75-15-0	CARBON DISULFIDE	1	1	1	0.17	U	
75-09-2	METHYLENE CHLORIDE	1	1	1	0.17	U	
156-60-5	TRANS-1,2-DICHLOROETHENE	1	1	1	0.17	U	
1634-04-4	METHYL TERTIARY BUTYL ETHER	1	1	1	0.24	U	
75-34-3	1,1-DICHLOROETHANE	1	1	1	0.17	U	
108-05-4	VINYL ACETATE	1	2	2	0.27	U	
156-59-2	CIS-1,2-DICHLOROETHENE	1	1	1	0.17	U	
78-93-3	2-BUTANONE	1	10	10	1.7	U	
74-97-5	BROMOCHLOROMETHANE	1	1	1	0.21	U	
67-66-3	CHLOROFORM	1	1	1	0.17	U	
71-55-6	1,1,1-TRICHLOROETHANE	1	1	1	0.17	U	
594-20-7	2,2-DICHLOROPROPANE	1	1	1	0.17	U	
56-23-5	CARBON TETRACHLORIDE	1	1	1	0.17	U	
563-58-6	1,1-DICHLOROPROPENE	1	1	1	0.17	U	
107-06-2	1,2-DICHLOROETHANE	1	1	1	0.17	U	
71-43-2	BENZENE	1	1	1	0.17	U	
79-01-6	TRICHLOROETHENE	1	1	1	0.17	U	
78-87-5	1,2-DICHLOROPROPANE	1	1	1	0.17	U	

Data Package ID: *VL0810031-1*

GC/MS Volatiles

Method SW8260_25B

Method Blank

Lab Name: **Paragon Analytics**
Work Order Number: 0810031
Client Name: URS
ClientProject ID: Cistern Excavation

Lab ID: VL081009-3MB

Sample Matrix: WATER
% Moisture: N/A
Date Collected: N/A
Date Extracted: 09-Oct-08
Date Analyzed: 09-Oct-08

Prep Batch: VL081009-3
QCBatchID: VL081009-3-1
Run ID: VL081009-3A
Cleanup: NONE
Basis: N/A
File Name: C12529

Sample Aliquot: 10 ml
Final Volume: 10 ml
Result Units: UG/L
Clean DF: 1

74-95-3	DIBROMOMETHANE	1	1	1	0.18	U	
75-27-4	BROMODICHLOROMETHANE	1	1	1	0.17	U	
10061-01-5	CIS-1,3-DICHLOROPROPENE	1	1	1	0.17	U	
108-10-1	4-METHYL-2-PENTANONE	1	10	10	1.7	U	
108-88-3	TOLUENE	1	1	1	0.17	U	
10061-02-6	TRANS-1,3-DICHLOROPROPENE	1	1	1	0.17	U	
79-00-5	1,1,2-TRICHLOROETHANE	1	1	1	0.2	U	
591-78-6	2-HEXANONE	1	10	10	3.3	U	
127-18-4	TETRACHLOROETHENE	1	1	1	0.17	U	
142-28-9	1,3-DICHLOROPROPANE	1	1	1	0.18	U	
124-48-1	DIBROMOCHLOROMETHANE	1	1	1	0.17	U	
106-93-4	1,2-DIBROMOETHANE	1	1	1	0.17	U	
544-10-5	1-CHLOROHEXANE	1	1	1	0.28	U	
108-90-7	CHLOROBENZENE	1	1	1	0.17	U	
630-20-6	1,1,1,2-TETRACHLOROETHANE	1	1	1	0.17	U	
100-41-4	ETHYLBENZENE	1	1	1	0.17	U	
136777-61-2	M+P-XYLENE	1	1	1	0.19	U	
95-47-6	O-XYLENE	1	1	1	0.17	U	
100-42-5	STYRENE	1	1	1	0.17	U	
75-25-2	BROMOFORM	1	1	1	0.17	U	
98-82-8	ISOPROPYLBENZENE	1	1	1	0.17	U	
96-18-4	1,2,3-TRICHLOROPROPANE	1	1	1	0.49	U	
79-34-5	1,1,2,2-TETRACHLOROETHANE	1	1	1	0.17	U	
108-86-1	BROMOBENZENE	1	1	1	0.17	U	
103-65-1	N-PROPYLBENZENE	1	1	1	0.17	U	
95-49-8	2-CHLOROTOLUENE	1	1	1	0.17	U	
108-67-8	1,3,5-TRIMETHYLBENZENE	1	1	1	0.17	U	
106-43-4	4-CHLOROTOLUENE	1	1	1	0.17	U	
98-06-6	TERT-BUTYLBENZENE	1	1	1	0.18	U	
95-63-6	1,2,4-TRIMETHYLBENZENE	1	1	1	0.17	U	

Data Package ID: *VL0810031-1*

GC/MS Volatiles

Method SW8260_25B

Method Blank

Lab Name: **Paragon Analytics**
Work Order Number: 0810031
Client Name: URS
ClientProject ID: Cistern Excavation

Lab ID: VL081009-3MB

Sample Matrix: WATER
% Moisture: N/A
Date Collected: N/A
Date Extracted: 09-Oct-08
Date Analyzed: 09-Oct-08

Prep Batch: VL081009-3
QCBatchID: VL081009-3-1
Run ID: VL081009-3A
Cleanup: NONE
Basis: N/A
File Name: C12529

Sample Aliquot: 10 ml
Final Volume: 10 ml
Result Units: UG/L
Clean DF: 1

135-98-8	SEC-BUTYLBENZENE	1	1	1	0.17	U	
541-73-1	1,3-DICHLOROBENZENE	1	1	1	0.17	U	
99-87-6	P-ISOPROPYLTOLUENE	1	1	1	0.17	U	
106-46-7	1,4-DICHLOROBENZENE	1	1	1	0.17	U	
104-51-8	N-BUTYLBENZENE	1	1	1	0.17	U	
95-50-1	1,2-DICHLOROBENZENE	1	1	1	0.17	U	
96-12-8	1,2-DIBROMO-3-CHLOROPROPANE	1	2	2	0.64	U	
120-82-1	1,2,4-TRICHLOROBENZENE	1	1	1	0.17	U	
87-68-3	HEXACHLOROBUTADIENE	1	1	1	0.18	U	
91-20-3	NAPHTHALENE	1	1	1	0.17	U	
87-61-6	1,2,3-TRICHLOROBENZENE	1	1	1	0.2	U	

Surrogate Recovery

CASNO	Surrogate Analyte	Result	Flag	Spike Amount	Percent Recovery	Control Limits
460-00-4	4-BROMOFLUOROBENZENE	25.6		25	103	78 - 129
1868-53-7	DIBROMOFLUOROMETHANE	26.3		25	105	80 - 124
2037-26-5	TOLUENE-D8	21.8		25	87	81 - 119

Data Package ID: *VL0810031-1*

GC/MS Volatiles

Method SW8260_25

Tentatively Identified Compounds

Lab Name: **Paragon Analytics**
Work Order Number: 0810031
Client Name: URS
ClientProject ID: Cistern Excavation

Field ID:
Lab ID: VL081009-3MB

Sample Matrix: WATER
% Moisture: N/A
Date Collected: N/A
Date Extracted: 09-Oct-08
Date Analyzed: 09-Oct-08

Prep Batch: VL081009-3
QCBatchID: VL081009-3-1
Run ID: VL081009-3A
Cleanup: NONE
Basis: As Received

Sample Aliquot: 10 ml
Final Volume: 10 ml
Clean DF: 1
File Name: C12529

CASNO	Retention Time	Target Analyte	Dilution Factor	Result	Units	Qualifier
128-37-0	14.26	BUTYLATED HYDROXYTOLUENE	1	3.2	UG/L	J

Data Package ID: *VL0810031-1*

GC/MS Volatiles

Method SW8260_25B

Sample Results

Lab Name: Paragon Analytics
Work Order Number: 0810031
Client Name: URS
ClientProject ID: Cistern Excavation

Field ID:	Trip Blank
Lab ID:	0810031-4

Sample Matrix: WATER
% Moisture: N/A
Date Collected: 03-Oct-08
Date Extracted: 09-Oct-08
Date Analyzed: 09-Oct-08
Prep Method: SW5030 Rev C

Prep Batch: VL081009-3
QCBatchID: VL081009-3-1
Run ID: VL081009-3A
Cleanup: NONE
Basis: As Received
File Name: C12530

Sample Aliquot: 10 ml
Final Volume: 10 ml
Result Units: UG/L
Clean DF: 1

CASNO	Target Analyte	Dilution Factor	Result	Reporting Limit	MDL	Result Qualifier	EPA Qualifier
75-71-8	DICHLORODIFLUOROMETHANE	1	1	1	0.17	U	
74-87-3	CHLOROMETHANE	1	1	1	0.17	U	
75-01-4	VINYL CHLORIDE	1	1	1	0.17	U	
74-83-9	BROMOMETHANE	1	1	1	0.25	U	
75-00-3	CHLOROETHANE	1	1	1	0.25	U	
75-69-4	TRICHLOROFLUOROMETHANE	1	1	1	0.17	U	
75-35-4	1,1-DICHLOROETHENE	1	1	1	0.17	U	
76-13-1	1,1,2-TRICHLORO-1,2,2-TRIFLUOROETH	1	1	1	0.17	U	
67-64-1	ACETONE	1	10	10	3.3	U	
74-88-4	IODOMETHANE	1	1	1	0.17	U	
75-15-0	CARBON DISULFIDE	1	1	1	0.17	U	
75-09-2	METHYLENE CHLORIDE	1	2.1	1	0.17		
156-60-5	TRANS-1,2-DICHLOROETHENE	1	1	1	0.17	U	
1634-04-4	METHYL TERTIARY BUTYL ETHER	1	1	1	0.24	U	
75-34-3	1,1-DICHLOROETHANE	1	1	1	0.17	U	
108-05-4	VINYL ACETATE	1	2	2	0.27	U	
156-59-2	CIS-1,2-DICHLOROETHENE	1	1	1	0.17	U	
78-93-3	2-BUTANONE	1	10	10	1.7	U	
74-97-5	BROMOCHLOROMETHANE	1	1	1	0.21	U	
67-66-3	CHLOROFORM	1	1	1	0.17	U	
71-55-6	1,1,1-TRICHLOROETHANE	1	1	1	0.17	U	
594-20-7	2,2-DICHLOROPROPANE	1	1	1	0.17	U	
56-23-5	CARBON TETRACHLORIDE	1	1	1	0.17	U	
563-58-6	1,1-DICHLOROPROPENE	1	1	1	0.17	U	
107-06-2	1,2-DICHLOROETHANE	1	1	1	0.17	U	
71-43-2	BENZENE	1	1	1	0.17	U	

Data Package ID: *VL0810031-1*

GC/MS Volatiles

Method SW8260_25B

Sample Results

Lab Name: **Paragon Analytics**
Work Order Number: 0810031
Client Name: URS
ClientProject ID: Cistern Excavation

Field ID:	Trip Blank
Lab ID:	0810031-4

Sample Matrix: WATER
% Moisture: N/A
Date Collected: 03-Oct-08
Date Extracted: 09-Oct-08
Date Analyzed: 09-Oct-08
Prep Method: SW5030 Rev C

Prep Batch: VL081009-3
QCBatchID: VL081009-3-1
Run ID: VL081009-3A
Cleanup: NONE
Basis: As Received
File Name: C12530

Sample Aliquot: 10 ml
Final Volume: 10 ml
Result Units: UG/L
Clean DF: 1

79-01-6	TRICHLOROETHENE	1	1	1	0.17	U	
78-87-5	1,2-DICHLOROPROPANE	1	1	1	0.17	U	
74-95-3	DIBROMOMETHANE	1	1	1	0.18	U	
75-27-4	BROMODICHLOROMETHANE	1	1	1	0.17	U	
10061-01-5	CIS-1,3-DICHLOROPROPENE	1	1	1	0.17	U	
108-10-1	4-METHYL-2-PENTANONE	1	10	10	1.7	U	
108-88-3	TOLUENE	1	1	1	0.17	U	
10061-02-6	TRANS-1,3-DICHLOROPROPENE	1	1	1	0.17	U	
79-00-5	1,1,2-TRICHLOROETHANE	1	1	1	0.2	U	
591-78-6	2-HEXANONE	1	10	10	3.3	U	
127-18-4	TETRACHLOROETHENE	1	1	1	0.17	U	
142-28-9	1,3-DICHLOROPROPANE	1	1	1	0.18	U	
124-48-1	DIBROMOCHLOROMETHANE	1	1	1	0.17	U	
106-93-4	1,2-DIBROMOETHANE	1	1	1	0.17	U	
544-10-5	1-CHLOROHEXANE	1	1	1	0.28	U	
108-90-7	CHLOROBENZENE	1	1	1	0.17	U	
630-20-6	1,1,1,2-TETRACHLOROETHANE	1	1	1	0.17	U	
100-41-4	ETHYLBENZENE	1	1	1	0.17	U	
136777-61-2	M+P-XYLENE	1	1	1	0.19	U	
95-47-6	O-XYLENE	1	1	1	0.17	U	
100-42-5	STYRENE	1	1	1	0.17	U	
75-25-2	BROMOFORM	1	1	1	0.17	U	
98-82-8	ISOPROPYLBENZENE	1	1	1	0.17	U	
96-18-4	1,2,3-TRICHLOROPROPANE	1	1	1	0.49	U	
79-34-5	1,1,2,2-TETRACHLOROETHANE	1	1	1	0.17	U	
108-86-1	BROMOBENZENE	1	1	1	0.17	U	
103-65-1	N-PROPYLBENZENE	1	1	1	0.17	U	
95-49-8	2-CHLOROTOLUENE	1	1	1	0.17	U	

Data Package ID: *VL0810031-1*

GC/MS Volatiles

Method SW8260_25B

Sample Results

Lab Name: Paragon Analytics
Work Order Number: 0810031
Client Name: URS
ClientProject ID: Cistern Excavation

Field ID: Trip Blank
Lab ID: 0810031-4

Sample Matrix: WATER
% Moisture: N/A
Date Collected: 03-Oct-08
Date Extracted: 09-Oct-08
Date Analyzed: 09-Oct-08
Prep Method: SW5030 Rev C

Prep Batch: VL081009-3
QCBatchID: VL081009-3-1
Run ID: VL081009-3A
Cleanup: NONE
Basis: As Received
File Name: C12530

Sample Aliquot: 10 ml
Final Volume: 10 ml
Result Units: UG/L
Clean DF: 1

108-67-8	1,3,5-TRIMETHYLBENZENE	1	1	1	0.17	U	
106-43-4	4-CHLOROTOLUENE	1	1	1	0.17	U	
98-06-6	TERT-BUTYLBENZENE	1	1	1	0.18	U	
95-63-6	1,2,4-TRIMETHYLBENZENE	1	1	1	0.17	U	
135-98-8	SEC-BUTYLBENZENE	1	1	1	0.17	U	
541-73-1	1,3-DICHLOROBENZENE	1	1	1	0.17	U	
99-87-6	P-ISOPROPYLTOLUENE	1	1	1	0.17	U	
106-46-7	1,4-DICHLOROBENZENE	1	1	1	0.17	U	
104-51-8	N-BUTYLBENZENE	1	1	1	0.17	U	
95-50-1	1,2-DICHLOROBENZENE	1	1	1	0.17	U	
96-12-8	1,2-DIBROMO-3-CHLOROPROPANE	1	2	2	0.64	U	
120-82-1	1,2,4-TRICHLOROBENZENE	1	1	1	0.17	U	
87-68-3	HEXACHLOROBUTADIENE	1	1	1	0.18	U	
91-20-3	NAPHTHALENE	1	1	1	0.17	U	
87-61-6	1,2,3-TRICHLOROBENZENE	1	1	1	0.2	U	

Surrogate Recovery

CASNO	Surrogate Analyte	Result	Flag	Spike Amount	Percent Recovery	Control Limits
460-00-4	4-BROMOFLUOROBENZENE	25.6		25	102	78 - 129
1868-53-7	DIBROMOFLUOROMETHANE	26.8		25	107	80 - 124
2037-26-5	TOLUENE-D8	22.4		25	90	81 - 119

Data Package ID: *VL0810031-1*

GC/MS Volatiles

Method SW8260_25

Tentatively Identified Compounds

Lab Name: **Paragon Analytics**
Work Order Number: 0810031
Client Name: URS
ClientProject ID: Cistern Excavation

Field ID: Trip Blank
Lab ID: 0810031-4

Sample Matrix: WATER
% Moisture: N/A
Date Collected: 03-Oct-08
Date Extracted: 09-Oct-08
Date Analyzed: 09-Oct-08

Prep Batch: VL081009-3
QCBatchID: VL081009-3-1
Run ID: VL081009-3A
Cleanup: NONE
Basis: As Received

Sample Aliquot: 10 ml
Final Volume: 10 ml
Clean DF: 1
File Name: C12530

CASNO	Retention Time	Target Analyte	Dilution Factor	Result	Units	Qualifier
	3.28	UNKNOWN1	1	1.6	UG/L	J

Data Package ID: *VL0810031-1*

GC/MS Volatiles

Method SW8260_25B

Sample Results

Lab Name: **Paragon Analytics**
Work Order Number: 0810031
Client Name: URS
ClientProject ID: Cistern Excavation

Field ID:	Trip Blank
Lab ID:	0810031-5

Sample Matrix: WATER
% Moisture: N/A
Date Collected: 03-Oct-08
Date Extracted: 09-Oct-08
Date Analyzed: 09-Oct-08
Prep Method: SW5030 Rev C

Prep Batch: VL081009-3
QCBatchID: VL081009-3-1
Run ID: VL081009-3A
Cleanup: NONE
Basis: As Received
File Name: C12531

Sample Aliquot: 10 ml
Final Volume: 10 ml
Result Units: UG/L
Clean DF: 1

CASNO	Target Analyte	Dilution Factor	Result	Reporting Limit	MDL	Result Qualifier	EPA Qualifier
75-71-8	DICHLORODIFLUOROMETHANE	1	1	1	0.17	U	
74-87-3	CHLOROMETHANE	1	1	1	0.17	U	
75-01-4	VINYL CHLORIDE	1	1	1	0.17	U	
74-83-9	BROMOMETHANE	1	1	1	0.25	U	
75-00-3	CHLOROETHANE	1	1	1	0.25	U	
75-69-4	TRICHLOROFLUOROMETHANE	1	1	1	0.17	U	
75-35-4	1,1-DICHLOROETHENE	1	1	1	0.17	U	
76-13-1	1,1,2-TRICHLORO-1,2,2-TRIFLUOROETH	1	1	1	0.17	U	
67-64-1	ACETONE	1	10	10	3.3	U	
74-88-4	IODOMETHANE	1	1	1	0.17	U	
75-15-0	CARBON DISULFIDE	1	1	1	0.17	U	
75-09-2	METHYLENE CHLORIDE	1	0.84	1	0.17	J	
156-60-5	TRANS-1,2-DICHLOROETHENE	1	1	1	0.17	U	
1634-04-4	METHYL TERTIARY BUTYL ETHER	1	1	1	0.24	U	
75-34-3	1,1-DICHLOROETHANE	1	1	1	0.17	U	
108-05-4	VINYL ACETATE	1	2	2	0.27	U	
156-59-2	CIS-1,2-DICHLOROETHENE	1	1	1	0.17	U	
78-93-3	2-BUTANONE	1	10	10	1.7	U	
74-97-5	BROMOCHLOROMETHANE	1	1	1	0.21	U	
67-66-3	CHLOROFORM	1	1	1	0.17	U	
71-55-6	1,1,1-TRICHLOROETHANE	1	1	1	0.17	U	
594-20-7	2,2-DICHLOROPROPANE	1	1	1	0.17	U	
56-23-5	CARBON TETRACHLORIDE	1	1	1	0.17	U	
563-58-6	1,1-DICHLOROPROPENE	1	1	1	0.17	U	
107-06-2	1,2-DICHLOROETHANE	1	1	1	0.17	U	
71-43-2	BENZENE	1	1	1	0.17	U	

Data Package ID: *VL0810031-1*

GC/MS Volatiles

Method SW8260_25B

Sample Results

Lab Name: **Paragon Analytics**
Work Order Number: 0810031
Client Name: URS
ClientProject ID: Cistern Excavation

Field ID:	Trip Blank
Lab ID:	0810031-5

Sample Matrix: WATER
% Moisture: N/A
Date Collected: 03-Oct-08
Date Extracted: 09-Oct-08
Date Analyzed: 09-Oct-08
Prep Method: SW5030 Rev C

Prep Batch: VL081009-3
QCBatchID: VL081009-3-1
Run ID: VL081009-3A
Cleanup: NONE
Basis: As Received
File Name: C12531

Sample Aliquot: 10 ml
Final Volume: 10 ml
Result Units: UG/L
Clean DF: 1

79-01-6	TRICHLOROETHENE	1	1	1	0.17	U	
78-87-5	1,2-DICHLOROPROPANE	1	1	1	0.17	U	
74-95-3	DIBROMOMETHANE	1	1	1	0.18	U	
75-27-4	BROMODICHLOROMETHANE	1	1	1	0.17	U	
10061-01-5	CIS-1,3-DICHLOROPROPENE	1	1	1	0.17	U	
108-10-1	4-METHYL-2-PENTANONE	1	10	10	1.7	U	
108-88-3	TOLUENE	1	1	1	0.17	U	
10061-02-6	TRANS-1,3-DICHLOROPROPENE	1	1	1	0.17	U	
79-00-5	1,1,2-TRICHLOROETHANE	1	1	1	0.2	U	
591-78-6	2-HEXANONE	1	10	10	3.3	U	
127-18-4	TETRACHLOROETHENE	1	1	1	0.17	U	
142-28-9	1,3-DICHLOROPROPANE	1	1	1	0.18	U	
124-48-1	DIBROMOCHLOROMETHANE	1	1	1	0.17	U	
106-93-4	1,2-DIBROMOETHANE	1	1	1	0.17	U	
544-10-5	1-CHLOROHEXANE	1	1	1	0.28	U	
108-90-7	CHLOROBENZENE	1	1	1	0.17	U	
630-20-6	1,1,1,2-TETRACHLOROETHANE	1	1	1	0.17	U	
100-41-4	ETHYLBENZENE	1	1	1	0.17	U	
136777-61-2	M+P-XYLENE	1	1	1	0.19	U	
95-47-6	O-XYLENE	1	1	1	0.17	U	
100-42-5	STYRENE	1	1	1	0.17	U	
75-25-2	BROMOFORM	1	1	1	0.17	U	
98-82-8	ISOPROPYLBENZENE	1	1	1	0.17	U	
96-18-4	1,2,3-TRICHLOROPROPANE	1	1	1	0.49	U	
79-34-5	1,1,2,2-TETRACHLOROETHANE	1	1	1	0.17	U	
108-86-1	BROMOBENZENE	1	1	1	0.17	U	
103-65-1	N-PROPYLBENZENE	1	1	1	0.17	U	
95-49-8	2-CHLOROTOLUENE	1	1	1	0.17	U	

Data Package ID: *VL0810031-1*

GC/MS Volatiles

Method SW8260_25B

Sample Results

Lab Name: **Paragon Analytics**
Work Order Number: 0810031
Client Name: URS
ClientProject ID: Cistern Excavation

Field ID: Trip Blank
Lab ID: 0810031-5

Sample Matrix: WATER
% Moisture: N/A
Date Collected: 03-Oct-08
Date Extracted: 09-Oct-08
Date Analyzed: 09-Oct-08
Prep Method: SW5030 Rev C

Prep Batch: VL081009-3
QCBatchID: VL081009-3-1
Run ID: VL081009-3A
Cleanup: NONE
Basis: As Received
File Name: C12531

Sample Aliquot: 10 ml
Final Volume: 10 ml
Result Units: UG/L
Clean DF: 1

108-67-8	1,3,5-TRIMETHYLBENZENE	1	1	1	0.17	U	
106-43-4	4-CHLOROTOLUENE	1	1	1	0.17	U	
98-06-6	TERT-BUTYLBENZENE	1	1	1	0.18	U	
95-63-6	1,2,4-TRIMETHYLBENZENE	1	1	1	0.17	U	
135-98-8	SEC-BUTYLBENZENE	1	1	1	0.17	U	
541-73-1	1,3-DICHLOROBENZENE	1	1	1	0.17	U	
99-87-6	P-ISOPROPYLTOLUENE	1	1	1	0.17	U	
106-46-7	1,4-DICHLOROBENZENE	1	1	1	0.17	U	
104-51-8	N-BUTYLBENZENE	1	1	1	0.17	U	
95-50-1	1,2-DICHLOROBENZENE	1	1	1	0.17	U	
96-12-8	1,2-DIBROMO-3-CHLOROPROPANE	1	2	2	0.64	U	
120-82-1	1,2,4-TRICHLOROBENZENE	1	1	1	0.17	U	
87-68-3	HEXACHLOROBUTADIENE	1	1	1	0.18	U	
91-20-3	NAPHTHALENE	1	1	1	0.17	U	
87-61-6	1,2,3-TRICHLOROBENZENE	1	1	1	0.2	U	

Surrogate Recovery

CASNO	Surrogate Analyte	Result	Flag	Spike Amount	Percent Recovery	Control Limits
460-00-4	4-BROMOFLUOROBENZENE	24.8		25	99	78 - 129
1868-53-7	DIBROMOFLUOROMETHANE	25.7		25	103	80 - 124
2037-26-5	TOLUENE-D8	21		25	84	81 - 119

Data Package ID: *VL0810031-1*

GC/MS Volatiles

Method SW8260_25

Tentatively Identified Compounds

Lab Name: **Paragon Analytics**
Work Order Number: 0810031
Client Name: URS
ClientProject ID: Cistern Excavation

Field ID: Trip Blank
Lab ID: 0810031-5

Sample Matrix: WATER
% Moisture: N/A
Date Collected: 03-Oct-08
Date Extracted: 09-Oct-08
Date Analyzed: 09-Oct-08

Prep Batch: VL081009-3
QCBatchID: VL081009-3-1
Run ID: VL081009-3A
Cleanup: NONE
Basis: As Received

Sample Aliquot: 10 ml
Final Volume: 10 ml
Clean DF: 1
File Name: C12531

CASNO	Retention Time	Target Analyte	Dilution Factor	Result	Units	Qualifier
		NONE DETECTED	1			U

Data Package ID: *VL0810031-1*

GC/MS Volatiles

Method SW8260_25B

Sample Results

Lab Name: Paragon Analytics
Work Order Number: 0810031
Client Name: URS
ClientProject ID: Cistern Excavation

Field ID: Cistern 100308
Lab ID: 0810031-1

Sample Matrix: WATER
% Moisture: N/A
Date Collected: 03-Oct-08
Date Extracted: 09-Oct-08
Date Analyzed: 09-Oct-08
Prep Method: SW5030 Rev C

Prep Batch: VL081009-3
QCBatchID: VL081009-3-1
Run ID: VL081009-3A
Cleanup: NONE
Basis: As Received
File Name: C12532

Sample Aliquot: 10 ml
Final Volume: 10 ml
Result Units: UG/L
Clean DF: 1

CASNO	Target Analyte	Dilution Factor	Result	Reporting Limit	MDL	Result Qualifier	EPA Qualifier
75-71-8	DICHLORODIFLUOROMETHANE	1	1	1	0.17	U	
74-87-3	CHLOROMETHANE	1	1	1	0.17	U	
75-01-4	VINYL CHLORIDE	1	1	1	0.17	U	
74-83-9	BROMOMETHANE	1	1	1	0.25	U	
75-00-3	CHLOROETHANE	1	1	1	0.25	U	
75-69-4	TRICHLOROFLUOROMETHANE	1	1	1	0.17	U	
75-35-4	1,1-DICHLOROETHENE	1	1	1	0.17	U	
76-13-1	1,1,2-TRICHLORO-1,2,2-TRIFLUOROETH	1	1	1	0.17	U	
67-64-1	ACETONE	1	10	10	3.3	U	
74-88-4	IODOMETHANE	1	1	1	0.17	U	
75-15-0	CARBON DISULFIDE	1	1	1	0.17	U	
75-09-2	METHYLENE CHLORIDE	1	1	1	0.17	U	
156-60-5	TRANS-1,2-DICHLOROETHENE	1	1	1	0.17	U	
1634-04-4	METHYL TERTIARY BUTYL ETHER	1	1	1	0.24	U	
75-34-3	1,1-DICHLOROETHANE	1	1	1	0.17	U	
108-05-4	VINYL ACETATE	1	2	2	0.27	U	
156-59-2	CIS-1,2-DICHLOROETHENE	1	1	1	0.17	U	
78-93-3	2-BUTANONE	1	10	10	1.7	U	
74-97-5	BROMOCHLOROMETHANE	1	1	1	0.21	U	
67-66-3	CHLOROFORM	1	1	1	0.17	U	
71-55-6	1,1,1-TRICHLOROETHANE	1	1	1	0.17	U	
594-20-7	2,2-DICHLOROPROPANE	1	1	1	0.17	U	
56-23-5	CARBON TETRACHLORIDE	1	1	1	0.17	U	
563-58-6	1,1-DICHLOROPROPENE	1	1	1	0.17	U	
107-06-2	1,2-DICHLOROETHANE	1	1	1	0.17	U	
71-43-2	BENZENE	1	1	1	0.17	U	

Data Package ID: *VL0810031-1*

GC/MS Volatiles

Method SW8260_25B

Sample Results

Lab Name: **Paragon Analytics**
Work Order Number: 0810031
Client Name: URS
ClientProject ID: Cistern Excavation

Field ID: Cistern 100308
Lab ID: 0810031-1

Sample Matrix: WATER
% Moisture: N/A
Date Collected: 03-Oct-08
Date Extracted: 09-Oct-08
Date Analyzed: 09-Oct-08
Prep Method: SW5030 Rev C

Prep Batch: VL081009-3
QCBatchID: VL081009-3-1
Run ID: VL081009-3A
Cleanup: NONE
Basis: As Received
File Name: C12532

Sample Aliquot: 10 ml
Final Volume: 10 ml
Result Units: UG/L
Clean DF: 1

79-01-6	TRICHLOROETHENE	1	1	1	0.17	U	
78-87-5	1,2-DICHLOROPROPANE	1	1	1	0.17	U	
74-95-3	DIBROMOMETHANE	1	1	1	0.18	U	
75-27-4	BROMODICHLOROMETHANE	1	1	1	0.17	U	
10061-01-5	CIS-1,3-DICHLOROPROPENE	1	1	1	0.17	U	
108-10-1	4-METHYL-2-PENTANONE	1	10	10	1.7	U	
108-88-3	TOLUENE	1	1	1	0.17	U	
10061-02-6	TRANS-1,3-DICHLOROPROPENE	1	1	1	0.17	U	
79-00-5	1,1,2-TRICHLOROETHANE	1	1	1	0.2	U	
591-78-6	2-HEXANONE	1	10	10	3.3	U	
127-18-4	TETRACHLOROETHENE	1	1	1	0.17	U	
142-28-9	1,3-DICHLOROPROPANE	1	1	1	0.18	U	
124-48-1	DIBROMOCHLOROMETHANE	1	1	1	0.17	U	
106-93-4	1,2-DIBROMOETHANE	1	1	1	0.17	U	
544-10-5	1-CHLOROHEXANE	1	1	1	0.28	U	
108-90-7	CHLOROBENZENE	1	1	1	0.17	U	
630-20-6	1,1,1,2-TETRACHLOROETHANE	1	1	1	0.17	U	
100-41-4	ETHYLBENZENE	1	1	1	0.17	U	
136777-61-2	M+P-XYLENE	1	1	1	0.19	U	
95-47-6	O-XYLENE	1	0.19	1	0.17	J	
100-42-5	STYRENE	1	1	1	0.17	U	
75-25-2	BROMOFORM	1	1	1	0.17	U	
98-82-8	ISOPROPYLBENZENE	1	1	1	0.17	U	
96-18-4	1,2,3-TRICHLOROPROPANE	1	1	1	0.49	U	
79-34-5	1,1,2,2-TETRACHLOROETHANE	1	1	1	0.17	U	
108-86-1	BROMOBENZENE	1	1	1	0.17	U	
103-65-1	N-PROPYLBENZENE	1	1	1	0.17	U	
95-49-8	2-CHLOROTOLUENE	1	1	1	0.17	U	

Data Package ID: *VL0810031-1*

GC/MS Volatiles

Method SW8260_25B

Sample Results

Lab Name: **Paragon Analytics**
Work Order Number: 0810031
Client Name: URS
ClientProject ID: Cistern Excavation

Field ID: Cistern 100308
Lab ID: 0810031-1

Sample Matrix: WATER
% Moisture: N/A
Date Collected: 03-Oct-08
Date Extracted: 09-Oct-08
Date Analyzed: 09-Oct-08
Prep Method: SW5030 Rev C

Prep Batch: VL081009-3
QCBatchID: VL081009-3-1
Run ID: VL081009-3A
Cleanup: NONE
Basis: As Received
File Name: C12532

Sample Aliquot: 10 ml
Final Volume: 10 ml
Result Units: UG/L
Clean DF: 1

108-67-8	1,3,5-TRIMETHYLBENZENE	1	0.22	1	0.17	J	
106-43-4	4-CHLOROTOLUENE	1	1	1	0.17	U	
98-06-6	TERT-BUTYLBENZENE	1	1	1	0.18	U	
95-63-6	1,2,4-TRIMETHYLBENZENE	1	1	1	0.17	U	
135-98-8	SEC-BUTYLBENZENE	1	1	1	0.17	U	
541-73-1	1,3-DICHLOROBENZENE	1	1	1	0.17	U	
99-87-6	P-ISOPROPYLTOLUENE	1	1	1	0.17	U	
106-46-7	1,4-DICHLOROBENZENE	1	1	1	0.17	U	
104-51-8	N-BUTYLBENZENE	1	1	1	0.17	U	
95-50-1	1,2-DICHLOROBENZENE	1	1	1	0.17	U	
96-12-8	1,2-DIBROMO-3-CHLOROPROPANE	1	2	2	0.64	U	
120-82-1	1,2,4-TRICHLOROBENZENE	1	1	1	0.17	U	
87-68-3	HEXACHLOROBUTADIENE	1	1	1	0.18	U	
91-20-3	NAPHTHALENE	1	1	1	0.17	U	
87-61-6	1,2,3-TRICHLOROBENZENE	1	1	1	0.2	U	

Surrogate Recovery

CASNO	Surrogate Analyte	Result	Flag	Spike Amount	Percent Recovery	Control Limits
460-00-4	4-BROMOFLUOROBENZENE	25.9		25	103	78 - 129
1868-53-7	DIBROMOFLUOROMETHANE	23.8		25	95	80 - 124
2037-26-5	TOLUENE-D8	22.3		25	89	81 - 119

Data Package ID: *VL0810031-1*

GC/MS Volatiles

Method SW8260_25

Tentatively Identified Compounds

Lab Name: **Paragon Analytics**
Work Order Number: 0810031
Client Name: URS
ClientProject ID: Cistern Excavation

Field ID: Cistern 100308
Lab ID: 0810031-1

Sample Matrix: WATER
% Moisture: N/A
Date Collected: 03-Oct-08
Date Extracted: 09-Oct-08
Date Analyzed: 09-Oct-08

Prep Batch: VL081009-3
QCBatchID: VL081009-3-1
Run ID: VL081009-3A
Cleanup: NONE
Basis: As Received

Sample Aliquot: 10 ml
Final Volume: 10 ml
Clean DF: 1
File Name: C12532

CASNO	Retention Time	Target Analyte	Dilution Factor	Result	Units	Qualifier
		NONE DETECTED	1			U

Data Package ID: *VL0810031-1*

GC/MS Volatiles

Method SW8260_25B

Sample Results

Lab Name: Paragon Analytics
Work Order Number: 0810031
Client Name: URS
ClientProject ID: Cistern Excavation

Field ID:	CD 100308
Lab ID:	0810031-2

Sample Matrix: WATER
% Moisture: N/A
Date Collected: 03-Oct-08
Date Extracted: 09-Oct-08
Date Analyzed: 09-Oct-08
Prep Method: SW5030 Rev C

Prep Batch: VL081009-3
QCBatchID: VL081009-3-1
Run ID: VL081009-3A
Cleanup: NONE
Basis: As Received
File Name: C12533

Sample Aliquot: 10 ml
Final Volume: 10 ml
Result Units: UG/L
Clean DF: 1

CASNO	Target Analyte	Dilution Factor	Result	Reporting Limit	MDL	Result Qualifier	EPA Qualifier
75-71-8	DICHLORODIFLUOROMETHANE	1	1	1	0.17	U	
74-87-3	CHLOROMETHANE	1	1	1	0.17	U	
75-01-4	VINYL CHLORIDE	1	1	1	0.17	U	
74-83-9	BROMOMETHANE	1	1	1	0.25	U	
75-00-3	CHLOROETHANE	1	1	1	0.25	U	
75-69-4	TRICHLOROFLUOROMETHANE	1	1	1	0.17	U	
75-35-4	1,1-DICHLOROETHENE	1	1	1	0.17	U	
76-13-1	1,1,2-TRICHLORO-1,2,2-TRIFLUOROETH	1	1	1	0.17	U	
67-64-1	ACETONE	1	10	10	3.3	U	
74-88-4	IODOMETHANE	1	1	1	0.17	U	
75-15-0	CARBON DISULFIDE	1	1	1	0.17	U	
75-09-2	METHYLENE CHLORIDE	1	1	1	0.17	U	
156-60-5	TRANS-1,2-DICHLOROETHENE	1	1	1	0.17	U	
1634-04-4	METHYL TERTIARY BUTYL ETHER	1	1	1	0.24	U	
75-34-3	1,1-DICHLOROETHANE	1	1	1	0.17	U	
108-05-4	VINYL ACETATE	1	2	2	0.27	U	
156-59-2	CIS-1,2-DICHLOROETHENE	1	1	1	0.17	U	
78-93-3	2-BUTANONE	1	10	10	1.7	U	
74-97-5	BROMOCHLOROMETHANE	1	1	1	0.21	U	
67-66-3	CHLOROFORM	1	1	1	0.17	U	
71-55-6	1,1,1-TRICHLOROETHANE	1	1	1	0.17	U	
594-20-7	2,2-DICHLOROPROPANE	1	1	1	0.17	U	
56-23-5	CARBON TETRACHLORIDE	1	1	1	0.17	U	
563-58-6	1,1-DICHLOROPROPENE	1	1	1	0.17	U	
107-06-2	1,2-DICHLOROETHANE	1	1	1	0.17	U	
71-43-2	BENZENE	1	1	1	0.17	U	

Data Package ID: *VL0810031-1*

GC/MS Volatiles

Method SW8260_25B

Sample Results

Lab Name: **Paragon Analytics**
Work Order Number: 0810031
Client Name: URS
ClientProject ID: Cistern Excavation

Field ID:	CD 100308
Lab ID:	0810031-2

Sample Matrix: WATER
% Moisture: N/A
Date Collected: 03-Oct-08
Date Extracted: 09-Oct-08
Date Analyzed: 09-Oct-08
Prep Method: SW5030 Rev C

Prep Batch: VL081009-3
QCBatchID: VL081009-3-1
Run ID: VL081009-3A
Cleanup: NONE
Basis: As Received
File Name: C12533

Sample Aliquot: 10 ml
Final Volume: 10 ml
Result Units: UG/L
Clean DF: 1

79-01-6	TRICHLOROETHENE	1	1	1	0.17	U	
78-87-5	1,2-DICHLOROPROPANE	1	1	1	0.17	U	
74-95-3	DIBROMOMETHANE	1	1	1	0.18	U	
75-27-4	BROMODICHLOROMETHANE	1	1	1	0.17	U	
10061-01-5	CIS-1,3-DICHLOROPROPENE	1	1	1	0.17	U	
108-10-1	4-METHYL-2-PENTANONE	1	10	10	1.7	U	
108-88-3	TOLUENE	1	1	1	0.17	U	
10061-02-6	TRANS-1,3-DICHLOROPROPENE	1	1	1	0.17	U	
79-00-5	1,1,2-TRICHLOROETHANE	1	1	1	0.2	U	
591-78-6	2-HEXANONE	1	10	10	3.3	U	
127-18-4	TETRACHLOROETHENE	1	1	1	0.17	U	
142-28-9	1,3-DICHLOROPROPANE	1	1	1	0.18	U	
124-48-1	DIBROMOCHLOROMETHANE	1	1	1	0.17	U	
106-93-4	1,2-DIBROMOETHANE	1	1	1	0.17	U	
544-10-5	1-CHLOROHEXANE	1	1	1	0.28	U	
108-90-7	CHLOROBENZENE	1	1	1	0.17	U	
630-20-6	1,1,1,2-TETRACHLOROETHANE	1	1	1	0.17	U	
100-41-4	ETHYLBENZENE	1	1	1	0.17	U	
136777-61-2	M+P-XYLENE	1	0.37	1	0.19	J	
95-47-6	O-XYLENE	1	0.39	1	0.17	J	
100-42-5	STYRENE	1	1	1	0.17	U	
75-25-2	BROMOFORM	1	1	1	0.17	U	
98-82-8	ISOPROPYLBENZENE	1	1	1	0.17	U	
96-18-4	1,2,3-TRICHLOROPROPANE	1	1	1	0.49	U	
79-34-5	1,1,2,2-TETRACHLOROETHANE	1	1	1	0.17	U	
108-86-1	BROMOBENZENE	1	1	1	0.17	U	
103-65-1	N-PROPYLBENZENE	1	1	1	0.17	U	
95-49-8	2-CHLOROTOLUENE	1	1	1	0.17	U	

Data Package ID: *VL0810031-1*

GC/MS Volatiles

Method SW8260_25B

Sample Results

Lab Name: **Paragon Analytics**
Work Order Number: 0810031
Client Name: URS
ClientProject ID: Cistern Excavation

Field ID: CD 100308
Lab ID: 0810031-2

Sample Matrix: WATER
% Moisture: N/A
Date Collected: 03-Oct-08
Date Extracted: 09-Oct-08
Date Analyzed: 09-Oct-08
Prep Method: SW5030 Rev C

Prep Batch: VL081009-3
QCBatchID: VL081009-3-1
Run ID: VL081009-3A
Cleanup: NONE
Basis: As Received
File Name: C12533

Sample Aliquot: 10 ml
Final Volume: 10 ml
Result Units: UG/L
Clean DF: 1

108-67-8	1,3,5-TRIMETHYLBENZENE	1	0.37	1	0.17	J	
106-43-4	4-CHLOROTOLUENE	1	1	1	0.17	U	
98-06-6	TERT-BUTYLBENZENE	1	1	1	0.18	U	
95-63-6	1,2,4-TRIMETHYLBENZENE	1	1	1	0.17	U	
135-98-8	SEC-BUTYLBENZENE	1	1	1	0.17	U	
541-73-1	1,3-DICHLOROBENZENE	1	1	1	0.17	U	
99-87-6	P-ISOPROPYLTOLUENE	1	1	1	0.17	U	
106-46-7	1,4-DICHLOROBENZENE	1	1	1	0.17	U	
104-51-8	N-BUTYLBENZENE	1	1	1	0.17	U	
95-50-1	1,2-DICHLOROBENZENE	1	1	1	0.17	U	
96-12-8	1,2-DIBROMO-3-CHLOROPROPANE	1	2	2	0.64	U	
120-82-1	1,2,4-TRICHLOROBENZENE	1	1	1	0.17	U	
87-68-3	HEXACHLOROBUTADIENE	1	1	1	0.18	U	
91-20-3	NAPHTHALENE	1	1	1	0.17	U	
87-61-6	1,2,3-TRICHLOROBENZENE	1	1	1	0.2	U	

Surrogate Recovery

CASNO	Surrogate Analyte	Result	Flag	Spike Amount	Percent Recovery	Control Limits
460-00-4	4-BROMOFLUOROBENZENE	26.3		25	105	78 - 129
1868-53-7	DIBROMOFLUOROMETHANE	26.8		25	107	80 - 124
2037-26-5	TOLUENE-D8	23.5		25	94	81 - 119

Data Package ID: *VL0810031-1*

GC/MS Volatiles

Method SW8260_25

Tentatively Identified Compounds

Lab Name: **Paragon Analytics**
Work Order Number: 0810031
Client Name: URS
ClientProject ID: Cistern Excavation

Field ID: CD 100308
Lab ID: 0810031-2

Sample Matrix: WATER
% Moisture: N/A
Date Collected: 03-Oct-08
Date Extracted: 09-Oct-08
Date Analyzed: 09-Oct-08

Prep Batch: VL081009-3
QCBatchID: VL081009-3-1
Run ID: VL081009-3A
Cleanup: NONE
Basis: As Received

Sample Aliquot: 10 ml
Final Volume: 10 ml
Clean DF: 1
File Name: C12533

CASNO	Retention Time	Target Analyte	Dilution Factor	Result	Units	Qualifier
108-87-2	9.94	METHYL CYCLOHEXANE	1	1	UG/L	J

Data Package ID: *VL0810031-1*

GC/MS Volatiles

Method SW8260B
Method Blank

Lab Name: **Paragon Analytics**
Work Order Number: 0810031
Client Name: URS
ClientProject ID: Cistern Excavation

Lab ID: VL081006-2MB

Sample Matrix: SOIL
% Moisture: N/A
Date Collected: N/A
Date Extracted: 06-Oct-08
Date Analyzed: 06-Oct-08

Prep Batch: VL081006-5
QCBatchID: VL081006-5-1
Run ID: VL081006-5A
Cleanup: NONE
Basis: N/A
File Name: B53577

Sample Aliquot: 5 g
Final Volume: 5 ml
Result Units: UG/KG
Clean DF: 1

CASNO	Target Analyte	DF	Result	Reporting Limit	MDL	Result Qualifier	EPA Qualifier
75-71-8	DICHLORODIFLUOROMETHANE	1	5	5	1.7	U	
74-87-3	CHLOROMETHANE	1	5	5	1.7	U	
75-01-4	VINYL CHLORIDE	1	5	5	1.7	U	
74-83-9	BROMOMETHANE	1	5	5	1.7	U	
75-00-3	CHLOROETHANE	1	5	5	1.7	U	
75-69-4	TRICHLOROFLUOROMETHANE	1	5	5	1.7	U	
75-35-4	1,1-DICHLOROETHENE	1	5	5	1.7	U	
76-13-1	1,1,2-TRICHLORO-1,2,2-TRIFLUOROET	1	5	5	1.7	U	
67-64-1	ACETONE	1	20	20	6.7	U	
74-88-4	IODOMETHANE	1	5	5	1.7	U	
75-15-0	CARBON DISULFIDE	1	5	5	1.7	U	
75-09-2	METHYLENE CHLORIDE	1	5	5	1.7	U	
156-60-5	TRANS-1,2-DICHLOROETHENE	1	5	5	1.7	U	
1634-04-4	METHYL TERTIARY BUTYL ETHER	1	5	5	1.7	U	
75-34-3	1,1-DICHLOROETHANE	1	5	5	1.7	U	
108-05-4	VINYL ACETATE	1	20	20	6.7	U	
156-59-2	CIS-1,2-DICHLOROETHENE	1	5	5	1.7	U	
78-93-3	2-BUTANONE	1	20	20	6.7	U	
74-97-5	BROMOCHLOROMETHANE	1	5	5	1.7	U	
67-66-3	CHLOROFORM	1	5	5	1.7	U	
71-55-6	1,1,1-TRICHLOROETHANE	1	5	5	1.7	U	
594-20-7	2,2-DICHLOROPROPANE	1	5	5	1.7	U	
56-23-5	CARBON TETRACHLORIDE	1	5	5	1.7	U	
563-58-6	1,1-DICHLOROPROPENE	1	5	5	1.7	U	
107-06-2	1,2-DICHLOROETHANE	1	5	5	1.7	U	
71-43-2	BENZENE	1	5	5	1.7	U	
79-01-6	TRICHLOROETHENE	1	5	5	1.7	U	
78-87-5	1,2-DICHLOROPROPANE	1	5	5	1.7	U	

Data Package ID: *VL0810031-2*

GC/MS Volatiles

Method SW8260B

Method Blank

Lab Name: **Paragon Analytics**
Work Order Number: 0810031
Client Name: URS
ClientProject ID: Cistern Excavation

Lab ID: VL081006-2MB

Sample Matrix: SOIL
% Moisture: N/A
Date Collected: N/A
Date Extracted: 06-Oct-08
Date Analyzed: 06-Oct-08

Prep Batch: VL081006-5
QCBatchID: VL081006-5-1
Run ID: VL081006-5A
Cleanup: NONE
Basis: N/A
File Name: B53577

Sample Aliquot: 5 g
Final Volume: 5 ml
Result Units: UG/KG
Clean DF: 1

74-95-3	DIBROMOMETHANE	1	5	5	1.7	U	
75-27-4	BROMODICHLOROMETHANE	1	5	5	1.7	U	
10061-01-5	CIS-1,3-DICHLOROPROPENE	1	5	5	1.7	U	
108-10-1	4-METHYL-2-PENTANONE	1	20	20	6.7	U	
108-88-3	TOLUENE	1	5	5	1.7	U	
10061-02-6	TRANS-1,3-DICHLOROPROPENE	1	5	5	1.7	U	
79-00-5	1,1,2-TRICHLOROETHANE	1	5	5	1.7	U	
591-78-6	2-HEXANONE	1	20	20	6.7	U	
127-18-4	TETRACHLOROETHENE	1	5	5	1.7	U	
142-28-9	1,3-DICHLOROPROPANE	1	5	5	1.7	U	
124-48-1	DIBROMOCHLOROMETHANE	1	5	5	1.7	U	
106-93-4	1,2-DIBROMOETHANE	1	5	5	1.7	U	
544-10-5	1-CHLOROHEXANE	1	5	5	1.7	U	
108-90-7	CHLOROBENZENE	1	5	5	1.7	U	
630-20-6	1,1,1,2-TETRACHLOROETHANE	1	5	5	1.7	U	
100-41-4	ETHYLBENZENE	1	5	5	1.7	U	
136777-61-2	M+P-XYLENE	1	5	5	1.7	U	
95-47-6	O-XYLENE	1	5	5	1.7	U	
100-42-5	STYRENE	1	5	5	1.7	U	
75-25-2	BROMOFORM	1	5	5	1.7	U	
98-82-8	ISOPROPYLBENZENE	1	5	5	1.7	U	
96-18-4	1,2,3-TRICHLOROPROPANE	1	5	5	1.7	U	
79-34-5	1,1,2,2-TETRACHLOROETHANE	1	5	5	1.7	U	
108-86-1	BROMOBENZENE	1	5	5	1.7	U	
103-65-1	N-PROPYLBENZENE	1	5	5	1.7	U	
95-49-8	2-CHLOROTOLUENE	1	5	5	1.7	U	
108-67-8	1,3,5-TRIMETHYLBENZENE	1	5	5	1.7	U	
106-43-4	4-CHLOROTOLUENE	1	5	5	1.7	U	
98-06-6	TERT-BUTYLBENZENE	1	5	5	1.7	U	
95-63-6	1,2,4-TRIMETHYLBENZENE	1	5	5	1.7	U	

Data Package ID: *VL0810031-2*

GC/MS Volatiles

Method SW8260B
Method Blank

Lab Name: **Paragon Analytics**
Work Order Number: 0810031
Client Name: URS
ClientProject ID: Cistern Excavation

Lab ID: VL081006-2MB

Sample Matrix: SOIL
% Moisture: N/A
Date Collected: N/A
Date Extracted: 06-Oct-08
Date Analyzed: 06-Oct-08

Prep Batch: VL081006-5
QCBatchID: VL081006-5-1
Run ID: VL081006-5A
Cleanup: NONE
Basis: N/A
File Name: B53577

Sample Aliquot: 5 g
Final Volume: 5 ml
Result Units: UG/KG
Clean DF: 1

135-98-8	SEC-BUTYLBENZENE	1	5	5	1.7	U	
541-73-1	1,3-DICHLOROBENZENE	1	5	5	1.7	U	
99-87-6	P-ISOPROPYLTOLUENE	1	5	5	1.7	U	
106-46-7	1,4-DICHLOROBENZENE	1	5	5	1.7	U	
104-51-8	N-BUTYLBENZENE	1	5	5	1.7	U	
95-50-1	1,2-DICHLOROBENZENE	1	5	5	1.7	U	
96-12-8	1,2-DIBROMO-3-CHLOROPROPANE	1	10	10	3.3	U	
120-82-1	1,2,4-TRICHLOROBENZENE	1	5	5	1.7	U	
87-68-3	HEXACHLOROBUTADIENE	1	5	5	1.7	U	
91-20-3	NAPHTHALENE	1	5	5	1.7	U	
87-61-6	1,2,3-TRICHLOROBENZENE	1	5	5	1.7	U	

Surrogate Recovery

CASNO	Surrogate Analyte	Result	Flag	Spike Amount	Percent Recovery	Control Limits
460-00-4	4-BROMOFLUOROBENZENE	49.4		50	99	52 - 151
1868-53-7	DIBROMOFLUOROMETHANE	48.5		50	97	61 - 134
2037-26-5	TOLUENE-D8	50.7		50	101	57 - 135

Data Package ID: *VL0810031-2*

GC/MS Volatiles

Method SW8260

Tentatively Identified Compounds

Lab Name: **Paragon Analytics**
Work Order Number: 0810031
Client Name: URS
ClientProject ID: Cistern Excavation

Field ID:
Lab ID: VL081006-2MB

Sample Matrix: SOIL
% Moisture: N/A
Date Collected: N/A
Date Extracted: 06-Oct-08
Date Analyzed: 06-Oct-08

Prep Batch: VL081006-5
QCBatchID: VL081006-5-1
Run ID: VL081006-5A
Cleanup: NONE
Basis: As Received

Sample Aliquot: 5 g
Final Volume: 5 ml
Clean DF: 1
File Name: B53577

CASNO	Retention Time	Target Analyte	Dilution Factor	Result	Units	Qualifier
		NONE DETECTED	1			U

Data Package ID: *VL0810031-2*

GC/MS Volatiles

Method SW8260B

Sample Results

Lab Name: **Paragon Analytics**
Work Order Number: 0810031
Client Name: URS
ClientProject ID: Cistern Excavation

Field ID: Cistern 100308-S
Lab ID: 0810031-3

Sample Matrix: SOIL
% Moisture: 52.1
Date Collected: 03-Oct-08
Date Extracted: 06-Oct-08
Date Analyzed: 06-Oct-08
Prep Method: SW5035 Rev A M

Prep Batch: VL081006-5
QCBatchID: VL081006-5-1
Run ID: VL081006-5A
Cleanup: NONE
Basis: Dry Weight
File Name: B53591

Sample Aliquot: 5 g
Final Volume: 5 ml
Result Units: UG/KG
Clean DF: 1

CASNO	Target Analyte	Dilution Factor	Result	Reporting Limit	MDL	Result Qualifier	EPA Qualifier
75-71-8	DICHLORODIFLUOROMETHANE	1	10	10	3.5	U	
74-87-3	CHLOROMETHANE	1	10	10	3.5	U	
75-01-4	VINYL CHLORIDE	1	10	10	3.5	U	
74-83-9	BROMOMETHANE	1	10	10	3.5	U	
75-00-3	CHLOROETHANE	1	10	10	3.5	U	
75-69-4	TRICHLOROFLUOROMETHANE	1	10	10	3.5	U	
75-35-4	1,1-DICHLOROETHENE	1	10	10	3.5	U	
76-13-1	1,1,2-TRICHLORO-1,2,2-TRIFLUOROETH	1	10	10	3.5	U	
67-64-1	ACETONE	1	42	42	14	U	
74-88-4	IODOMETHANE	1	10	10	3.5	U	
75-15-0	CARBON DISULFIDE	1	10	10	3.5	U	
75-09-2	METHYLENE CHLORIDE	1	10	10	3.5	U	
156-60-5	TRANS-1,2-DICHLOROETHENE	1	10	10	3.5	U	
1634-04-4	METHYL TERTIARY BUTYL ETHER	1	10	10	3.5	U	
75-34-3	1,1-DICHLOROETHANE	1	10	10	3.5	U	
108-05-4	VINYL ACETATE	1	42	42	14	U	
156-59-2	CIS-1,2-DICHLOROETHENE	1	10	10	3.5	U	
78-93-3	2-BUTANONE	1	42	42	14	U	
74-97-5	BROMOCHLOROMETHANE	1	10	10	3.5	U	
67-66-3	CHLOROFORM	1	10	10	3.5	U	
71-55-6	1,1,1-TRICHLOROETHANE	1	10	10	3.5	U	
594-20-7	2,2-DICHLOROPROPANE	1	10	10	3.5	U	
56-23-5	CARBON TETRACHLORIDE	1	10	10	3.5	U	
563-58-6	1,1-DICHLOROPROPENE	1	10	10	3.5	U	
107-06-2	1,2-DICHLOROETHANE	1	10	10	3.5	U	
71-43-2	BENZENE	1	10	10	3.5	U	

Data Package ID: *VL0810031-2*

GC/MS Volatiles

Method SW8260B

Sample Results

Lab Name: **Paragon Analytics**
Work Order Number: 0810031
Client Name: URS
ClientProject ID: Cistern Excavation

Field ID: Cistern 100308-S
Lab ID: 0810031-3

Sample Matrix: SOIL
% Moisture: 52.1
Date Collected: 03-Oct-08
Date Extracted: 06-Oct-08
Date Analyzed: 06-Oct-08
Prep Method: SW5035 Rev A M

Prep Batch: VL081006-5
QCBatchID: VL081006-5-1
Run ID: VL081006-5A
Cleanup: NONE
Basis: Dry Weight
File Name: B53591

Sample Aliquot: 5 g
Final Volume: 5 ml
Result Units: UG/KG
Clean DF: 1

79-01-6	TRICHLOROETHENE	1	10	10	3.5	U	
78-87-5	1,2-DICHLOROPROPANE	1	10	10	3.5	U	
74-95-3	DIBROMOMETHANE	1	10	10	3.5	U	
75-27-4	BROMODICHLOROMETHANE	1	10	10	3.5	U	
10061-01-5	CIS-1,3-DICHLOROPROPENE	1	10	10	3.5	U	
108-10-1	4-METHYL-2-PENTANONE	1	42	42	14	U	
108-88-3	TOLUENE	1	10	10	3.5	U	
10061-02-6	TRANS-1,3-DICHLOROPROPENE	1	10	10	3.5	U	
79-00-5	1,1,2-TRICHLOROETHANE	1	10	10	3.5	U	
591-78-6	2-HEXANONE	1	42	42	14	U	
127-18-4	TETRACHLOROETHENE	1	10	10	3.5	U	
142-28-9	1,3-DICHLOROPROPANE	1	10	10	3.5	U	
124-48-1	DIBROMOCHLOROMETHANE	1	10	10	3.5	U	
106-93-4	1,2-DIBROMOETHANE	1	10	10	3.5	U	
544-10-5	1-CHLOROHEXANE	1	10	10	3.5	U	
108-90-7	CHLOROBENZENE	1	10	10	3.5	U	
630-20-6	1,1,1,2-TETRACHLOROETHANE	1	10	10	3.5	U	
100-41-4	ETHYLBENZENE	1	10	10	3.5	U	
136777-61-2	M+P-XYLENE	1	10	10	3.5	U	
95-47-6	O-XYLENE	1	10	10	3.5	U	
100-42-5	STYRENE	1	10	10	3.5	U	
75-25-2	BROMOFORM	1	10	10	3.5	U	
98-82-8	ISOPROPYLBENZENE	1	10	10	3.5	U	
96-18-4	1,2,3-TRICHLOROPROPANE	1	10	10	3.5	U	
79-34-5	1,1,2,2-TETRACHLOROETHANE	1	10	10	3.5	U	
108-86-1	BROMOBENZENE	1	10	10	3.5	U	
103-65-1	N-PROPYLBENZENE	1	10	10	3.5	U	
95-49-8	2-CHLOROTOLUENE	1	10	10	3.5	U	

Data Package ID: *VL0810031-2*

GC/MS Volatiles

Method SW8260B

Sample Results

Lab Name: **Paragon Analytics**
Work Order Number: 0810031
Client Name: URS
ClientProject ID: Cistern Excavation

Field ID: Cistern 100308-S
Lab ID: 0810031-3

Sample Matrix: SOIL
% Moisture: 52.1
Date Collected: 03-Oct-08
Date Extracted: 06-Oct-08
Date Analyzed: 06-Oct-08
Prep Method: SW5035 Rev A M

Prep Batch: VL081006-5
QCBatchID: VL081006-5-1
Run ID: VL081006-5A
Cleanup: NONE
Basis: Dry Weight
File Name: B53591

Sample Aliquot: 5 g
Final Volume: 5 ml
Result Units: UG/KG
Clean DF: 1

108-67-8	1,3,5-TRIMETHYLBENZENE	1	10	10	3.5	U	
106-43-4	4-CHLOROTOLUENE	1	10	10	3.5	U	
98-06-6	TERT-BUTYLBENZENE	1	10	10	3.5	U	
95-63-6	1,2,4-TRIMETHYLBENZENE	1	10	10	3.5	U	
135-98-8	SEC-BUTYLBENZENE	1	10	10	3.5	U	
541-73-1	1,3-DICHLOROBENZENE	1	10	10	3.5	U	
99-87-6	P-ISOPROPYLTOLUENE	1	10	10	3.5	U	
106-46-7	1,4-DICHLOROBENZENE	1	10	10	3.5	U	
104-51-8	N-BUTYLBENZENE	1	10	10	3.5	U	
95-50-1	1,2-DICHLOROBENZENE	1	10	10	3.5	U	
96-12-8	1,2-DIBROMO-3-CHLOROPROPANE	1	21	21	6.9	U	
120-82-1	1,2,4-TRICHLOROBENZENE	1	10	10	3.5	U	
87-68-3	HEXACHLOROBUTADIENE	1	10	10	3.5	U	
91-20-3	NAPHTHALENE	1	10	10	3.5	U	
87-61-6	1,2,3-TRICHLOROBENZENE	1	10	10	3.5	U	

Surrogate Recovery

CASNO	Surrogate Analyte	Result	Flag	Spike Amount	Percent Recovery	Control Limits
460-00-4	4-BROMOFLUOROBENZENE	111		104	106	52 - 151
1868-53-7	DIBROMOFLUOROMETHANE	108		104	103	61 - 134
2037-26-5	TOLUENE-D8	112		104	107	57 - 135

Data Package ID: *VL0810031-2*

GC/MS Volatiles

Method SW8260

Tentatively Identified Compounds

Lab Name: **Paragon Analytics**
Work Order Number: 0810031
Client Name: URS
ClientProject ID: Cistern Excavation

Field ID: Cistern 100308-S
Lab ID: 0810031-3

Sample Matrix: SOIL
% Moisture: 52.0754
Date Collected: 03-Oct-08
Date Extracted: 06-Oct-08
Date Analyzed: 06-Oct-08

Prep Batch: VL081006-5
QCBatchID: VL081006-5-1
Run ID: VL081006-5A
Cleanup: NONE
Basis: Dry Weight

Sample Aliquot: 5 g
Final Volume: 5 ml
Clean DF: 1
File Name: B53591

CASNO	Retention Time	Target Analyte	Dilution Factor	Result	Units	Qualifier
		NONE DETECTED	1			U

Data Package ID: *VL0810031-2*

Supporting QA/QC Data

Surrogate Summary for GC/MS Volatiles

Method SW8260_25B

Lab Name: **Paragon Analytics**
Work Order Number: 0810031
Client Name: URS
ClientProject ID: Cistern Excavation

PrepBatchID: **VL081009-3**
QC Batch ID: **VL081009-3-1**
Date Extracted: **10/9/2008**

Surrogate Compound	Control Limits Lower	Control Limits Upper
Dibromofluoromethane	80	124
Toluene-d8	81	119
4-Bromofluorobenzene	78	129
1,2-dichloroethane-d4		

Lab ID	Client Sample ID	Date Collected	Date Received	DBFM % Recovery	BZMED8 % Recovery	BR4FBZ % Recovery	12DCED4 % Recovery
VL081009-3LCS	XXXXXXX	NA	XXXXXXX	93	104	100	
VL081009-3MB	XXXXXXX	NA	XXXXXXX	105	87	103	
VL081009-3LCSD	XXXXXXX	NA	XXXXXXX	100	90	97	
0810031-5	Trip Blank	10/3/2008	10/3/2008	103	84	99	
0810031-4	Trip Blank	10/3/2008	10/3/2008	107	90	102	
0810031-2	CD 100308	10/3/2008	10/3/2008	107	94	105	
0810031-1	Cistern 100308	10/3/2008	10/3/2008	95	89	103	

Data Package ID: *VL0810031-1*

GC/MS Volatiles

Method SW8260_25B

Laboratory Control Sample and Laboratory Control Sample Duplicate

Lab Name: **Paragon Analytics**
Work Order Number: 0810031
Client Name: URS
ClientProject ID: Cistern Excavation

Lab ID: VL081009-3LCS

Sample Matrix: WATER
% Moisture: N/A
Date Collected: N/A
Date Extracted: 10/09/2008
Date Analyzed: 10/09/2008
Prep Method: SW5030C

Prep Batch: VL081009-3
QCBatchID: VL081009-3-1
Run ID: VL081009-3A
Cleanup: NONE
Basis: N/A
File Name: C12526

Sample Aliquot: 10 ml
Final Volume: 10 ml
Result Units: UG/L
Clean DF: 1

CASNO	Target Analyte	Spike Added	LCS Result	Reporting Limit	Result Qualifier	LCS % Rec.	Control Limits
75-71-8	DICHLORODIFLUOROMETHANE	10	11.3	1		113	38 - 131%
74-87-3	CHLOROMETHANE	10	10.9	1		109	62 - 141%
75-01-4	VINYL CHLORIDE	10	11.3	1		113	77 - 124%
74-83-9	BROMOMETHANE	10	10.7	1		107	76 - 133%
75-00-3	CHLOROETHANE	10	10.4	1		104	81 - 130%
75-69-4	TRICHLOROFLUOROMETHANE	10	10.2	1		102	84 - 146%
75-35-4	1,1-DICHLOROETHENE	10	10.2	1		102	75 - 126%
76-13-1	1,1,2-TRICHLORO-1,2,2-TRIFLUOROETHA	10	11	1		110	71 - 144%
67-64-1	ACETONE	40	33.4	10		84	50 - 150%
74-88-4	IODOMETHANE	10	9.82	1		98	76 - 116%
75-15-0	CARBON DISULFIDE	10	9.86	1		99	68 - 129%
75-09-2	METHYLENE CHLORIDE	10	9.44	1		94	22 - 146%
156-60-5	TRANS-1,2-DICHLOROETHENE	10	10.5	1		105	76 - 135%
1634-04-4	METHYL TERTIARY BUTYL ETHER	20	17	1		85	75 - 125%
75-34-3	1,1-DICHLOROETHANE	10	9.66	1		97	77 - 131%
108-05-4	VINYL ACETATE	10	10.4	2		104	56 - 151%
156-59-2	CIS-1,2-DICHLOROETHENE	10	10	1		100	81 - 121%
78-93-3	2-BUTANONE	40	34.4	10		86	50 - 150%
74-97-5	BROMOCHLOROMETHANE	10	9.53	1		95	85 - 126%
67-66-3	CHLOROFORM	10	9.71	1		97	84 - 125%
71-55-6	1,1,1-TRICHLOROETHANE	10	9.81	1		98	82 - 129%
594-20-7	2,2-DICHLOROPROPANE	10	11.1	1		111	79 - 130%
56-23-5	CARBON TETRACHLORIDE	10	10.2	1		102	83 - 135%
563-58-6	1,1-DICHLOROPROPENE	10	9.87	1		99	85 - 127%
107-06-2	1,2-DICHLOROETHANE	10	8.48	1		85	84 - 126%
71-43-2	BENZENE	10	9.34	1		93	82 - 122%

Data Package ID: *VL0810031-1*

GC/MS Volatiles

Method SW8260_25B

Laboratory Control Sample and Laboratory Control Sample Duplicate

Lab Name: **Paragon Analytics**
Work Order Number: 0810031
Client Name: URS
ClientProject ID: Cistern Excavation

Lab ID: VL081009-3LCS

Sample Matrix: WATER
% Moisture: N/A
Date Collected: N/A
Date Extracted: 10/09/2008
Date Analyzed: 10/09/2008
Prep Method: SW5030C

Prep Batch: VL081009-3
QCBatchID: VL081009-3-1
Run ID: VL081009-3A
Cleanup: NONE
Basis: N/A
File Name: C12526

Sample Aliquot: 10 ml
Final Volume: 10 ml
Result Units: UG/L
Clean DF: 1

CASNO	Target Analyte	Spike Added	LCS Result	Reporting Limit	Result Qualifier	LCS % Rec.	Control Limits
79-01-6	TRICHLOROETHENE	10	9.99	1		100	82 - 121%
78-87-5	1,2-DICHLOROPROPANE	10	9.62	1		96	81 - 121%
74-95-3	DIBROMOMETHANE	10	9.59	1		96	81 - 125%
75-27-4	BROMODICHLOROMETHANE	10	8.92	1		89	82 - 120%
10061-01-5	CIS-1,3-DICHLOROPROPENE	10	9.28	1		93	79 - 120%
108-10-1	4-METHYL-2-PENTANONE	40	34.9	10		87	50 - 150%
108-88-3	TOLUENE	10	10.5	1		105	83 - 121%
10061-02-6	TRANS-1,3-DICHLOROPROPENE	10	10.1	1		101	78 - 113%
79-00-5	1,1,2-TRICHLOROETHANE	10	8.99	1		90	82 - 122%
591-78-6	2-HEXANONE	40	42	10		105	50 - 150%
127-18-4	TETRACHLOROETHENE	10	11.1	1		111	79 - 136%
142-28-9	1,3-DICHLOROPROPANE	10	10.1	1		101	80 - 126%
124-48-1	DIBROMOCHLOROMETHANE	10	9.84	1		98	80 - 123%
106-93-4	1,2-DIBROMOETHANE	10	9.59	1		96	85 - 124%
544-10-5	1-CHLOROHEXANE	10	10.7	1		107	77 - 135%
108-90-7	CHLOROBENZENE	10	9.35	1		94	82 - 121%
630-20-6	1,1,1,2-TETRACHLOROETHANE	10	9.87	1		99	85 - 128%
100-41-4	ETHYLBENZENE	10	10.1	1		101	83 - 126%
136777-61-	M+P-XYLENE	20	21.3	1		106	82 - 129%
95-47-6	O-XYLENE	10	11	1		110	87 - 132%
100-42-5	STYRENE	10	10.7	1		107	82 - 123%
75-25-2	BROMOFORM	10	9.47	1		95	79 - 118%
98-82-8	ISOPROPYLBENZENE	10	9.91	1		99	75 - 132%
96-18-4	1,2,3-TRICHLOROPROPANE	10	8.97	1		90	77 - 128%
79-34-5	1,1,2,2-TETRACHLOROETHANE	10	9.42	1		94	74 - 130%
108-86-1	BROMOBENZENE	10	10.2	1		102	78 - 124%
103-65-1	N-PROPYLBENZENE	10	10.6	1		106	75 - 134%

Data Package ID: *VL0810031-1*

GC/MS Volatiles

Method SW8260_25B

Laboratory Control Sample and Laboratory Control Sample Duplicate

Lab Name: **Paragon Analytics**
Work Order Number: 0810031
Client Name: URS
ClientProject ID: Cistern Excavation

Lab ID: VL081009-3LCS

Sample Matrix: WATER
% Moisture: N/A
Date Collected: N/A
Date Extracted: 10/09/2008
Date Analyzed: 10/09/2008
Prep Method: SW5030C

Prep Batch: VL081009-3
QCBatchID: VL081009-3-1
Run ID: VL081009-3A
Cleanup: NONE
Basis: N/A
File Name: C12526

Sample Aliquot: 10 ml
Final Volume: 10 ml
Result Units: UG/L
Clean DF: 1

CASNO	Target Analyte	Spike Added	LCS Result	Reporting Limit	Result Qualifier	LCS % Rec.	Control Limits
95-49-8	2-CHLOROTOLUENE	10	10.2	1		102	77 - 128%
108-67-8	1,3,5-TRIMETHYLBENZENE	10	10.3	1		103	77 - 131%
106-43-4	4-CHLOROTOLUENE	10	10.2	1		102	79 - 128%
98-06-6	TERT-BUTYLBENZENE	10	9.8	1		98	76 - 134%
95-63-6	1,2,4-TRIMETHYLBENZENE	10	9.99	1		100	80 - 138%
135-98-8	SEC-BUTYLBENZENE	10	10	1		100	73 - 135%
541-73-1	1,3-DICHLOROBENZENE	10	9.49	1		95	79 - 126%
99-87-6	P-ISOPROPYLTOLUENE	10	10	1		100	72 - 132%
106-46-7	1,4-DICHLOROBENZENE	10	9.69	1		97	81 - 125%
104-51-8	N-BUTYLBENZENE	10	10.7	1		107	77 - 141%
95-50-1	1,2-DICHLOROBENZENE	10	9.36	1		94	82 - 128%
96-12-8	1,2-DIBROMO-3-CHLOROPROPANE	10	8.83	2		88	64 - 134%
120-82-1	1,2,4-TRICHLOROBENZENE	10	10.5	1		105	80 - 128%
87-68-3	HEXACHLOROBUTADIENE	10	10.1	1		101	70 - 136%
91-20-3	NAPHTHALENE	10	9.68	1		97	78 - 125%
87-61-6	1,2,3-TRICHLOROBENZENE	10	9.14	1		91	79 - 131%

Data Package ID: *VL0810031-1*

GC/MS Volatiles

Method SW8260_25B

Laboratory Control Sample and Laboratory Control Sample Duplicate

Lab Name: **Paragon Analytics**
Work Order Number: 0810031
Client Name: URS
ClientProject ID: Cistern Excavation

Lab ID: VL081009-3LCSD

Sample Matrix: WATER
% Moisture: N/A
Date Collected: N/A
Date Extracted: 10/09/2008
Date Analyzed: 10/09/2008
Prep Method: SW5030C

Prep Batch: VL081009-3
QCBatchID: VL081009-3-1
Run ID: VL081009-3A
Cleanup: NONE
Basis: N/A
File Name: C12527

Sample Aliquot: 10 ml
Final Volume: 10 ml
Result Units: UG/L
Clean DF: 1

CASNO	Target Analyte	Spike Added	LCSD Result	Reporting Limit	Result Qualifier	LCSD % Rec.	RPD Limit	RPD
75-71-8	DICHLORODIFLUOROMETHANE	10	9.98	1		100	20	13
74-87-3	CHLOROMETHANE	10	10.4	1		104	20	5
75-01-4	VINYL CHLORIDE	10	10.5	1		105	20	7
74-83-9	BROMOMETHANE	10	10.3	1		103	20	4
75-00-3	CHLOROETHANE	10	8.84	1		88	20	16
75-69-4	TRICHLOROFLUOROMETHANE	10	11.1	1		111	20	8
75-35-4	1,1-DICHLOROETHENE	10	9.51	1		95	20	7
76-13-1	1,1,2-TRICHLORO-1,2,2-TRIFLUOROETHA	10	10.3	1		103	20	6
67-64-1	ACETONE	40	42.8	10		107	30	25
74-88-4	IODOMETHANE	10	10.1	1		101	20	3
75-15-0	CARBON DISULFIDE	10	9.56	1		96	20	3
75-09-2	METHYLENE CHLORIDE	10	9.77	1		98	20	3
156-60-5	TRANS-1,2-DICHLOROETHENE	10	9.63	1		96	20	9
1634-04-4	METHYL TERTIARY BUTYL ETHER	20	18.5	1		93	20	9
75-34-3	1,1-DICHLOROETHANE	10	9.88	1		99	20	2
108-05-4	VINYL ACETATE	10	11	2		110	20	6
156-59-2	CIS-1,2-DICHLOROETHENE	10	9.67	1		97	20	3
78-93-3	2-BUTANONE	40	38.9	10		97	30	12
74-97-5	BROMOCHLOROMETHANE	10	10.7	1		107	20	11
67-66-3	CHLOROFORM	10	10.5	1		105	20	7
71-55-6	1,1,1-TRICHLOROETHANE	10	9.95	1		100	20	1
594-20-7	2,2-DICHLOROPROPANE	10	10.6	1		106	20	4
56-23-5	CARBON TETRACHLORIDE	10	9.89	1		99	20	3
563-58-6	1,1-DICHLOROPROPENE	10	10.1	1		101	20	2
107-06-2	1,2-DICHLOROETHANE	10	10.2	1		102	20	19
71-43-2	BENZENE	10	9.84	1		98	20	5
79-01-6	TRICHLOROETHENE	10	10.5	1		105	20	5

Data Package ID: *VL0810031-1*

GC/MS Volatiles

Method SW8260_25B

Laboratory Control Sample and Laboratory Control Sample Duplicate

Lab Name: **Paragon Analytics**
Work Order Number: 0810031
Client Name: URS
ClientProject ID: Cistern Excavation

Lab ID: VL081009-3LCSD

Sample Matrix: WATER
% Moisture: N/A
Date Collected: N/A
Date Extracted: 10/09/2008
Date Analyzed: 10/09/2008
Prep Method: SW5030C

Prep Batch: VL081009-3
QCBatchID: VL081009-3-1
Run ID: VL081009-3A
Cleanup: NONE
Basis: N/A
File Name: C12527

Sample Aliquot: 10 ml
Final Volume: 10 ml
Result Units: UG/L
Clean DF: 1

CASNO	Target Analyte	Spike Added	LCSD Result	Reporting Limit	Result Qualifier	LCSD % Rec.	RPD Limit	RPD
78-87-5	1,2-DICHLOROPROPANE	10	9.62	1		96	20	0
74-95-3	DIBROMOMETHANE	10	9.56	1		96	20	0
75-27-4	BROMODICHLOROMETHANE	10	9.58	1		96	20	7
10061-01-5	CIS-1,3-DICHLOROPROPENE	10	10.4	1		104	20	11
108-10-1	4-METHYL-2-PENTANONE	40	40	10		100	30	13
108-88-3	TOLUENE	10	8.81	1		88	20	17
10061-02-6	TRANS-1,3-DICHLOROPROPENE	10	9.37	1		94	20	8
79-00-5	1,1,2-TRICHLOROETHANE	10	9.56	1		96	20	6
591-78-6	2-HEXANONE	40	41.3	10		103	30	2
127-18-4	TETRACHLOROETHENE	10	8.68	1	+	87	20	24
142-28-9	1,3-DICHLOROPROPANE	10	9.52	1		95	20	5
124-48-1	DIBROMOCHLOROMETHANE	10	8.93	1		89	20	10
106-93-4	1,2-DIBROMOETHANE	10	9.31	1		93	20	3
544-10-5	1-CHLOROHEXANE	10	8.22	1	+	82	20	27
108-90-7	CHLOROBENZENE	10	9.03	1		90	20	4
630-20-6	1,1,1,2-TETRACHLOROETHANE	10	8.88	1		89	20	11
100-41-4	ETHYLBENZENE	10	8.87	1		89	20	13
136777-61-	M+P-XYLENE	20	17.3	1		87	20	20
95-47-6	O-XYLENE	10	9.39	1		94	20	16
100-42-5	STYRENE	10	9.74	1		97	20	10
75-25-2	BROMOFORM	10	9.4	1		94	20	1
98-82-8	ISOPROPYLBENZENE	10	8.95	1		90	20	10
96-18-4	1,2,3-TRICHLOROPROPANE	10	8.88	1		89	20	1
79-34-5	1,1,2,2-TETRACHLOROETHANE	10	9.57	1		96	20	2
108-86-1	BROMOBENZENE	10	9.69	1		97	20	5
103-65-1	N-PROPYLBENZENE	10	9.37	1		94	20	12
95-49-8	2-CHLOROTOLUENE	10	8.73	1		87	20	16

Data Package ID: *VL0810031-1*

GC/MS Volatiles

Method SW8260_25B

Laboratory Control Sample and Laboratory Control Sample Duplicate

Lab Name: **Paragon Analytics**
Work Order Number: 0810031
Client Name: URS
ClientProject ID: Cistern Excavation

Lab ID: VL081009-3LCSD

Sample Matrix: WATER
% Moisture: N/A
Date Collected: N/A
Date Extracted: 10/09/2008
Date Analyzed: 10/09/2008
Prep Method: SW5030C

Prep Batch: VL081009-3
QCBatchID: VL081009-3-1
Run ID: VL081009-3A
Cleanup: NONE
Basis: N/A
File Name: C12527

Sample Aliquot: 10 ml
Final Volume: 10 ml
Result Units: UG/L
Clean DF: 1

CASNO	Target Analyte	Spike Added	LCSD Result	Reporting Limit	Result Qualifier	LCSD % Rec.	RPD Limit	RPD
108-67-8	1,3,5-TRIMETHYLBENZENE	10	8.84	1		88	20	15
106-43-4	4-CHLOROTOLUENE	10	9.07	1		91	20	11
98-06-6	TERT-BUTYLBENZENE	10	9.29	1		93	20	5
95-63-6	1,2,4-TRIMETHYLBENZENE	10	9.47	1		95	20	5
135-98-8	SEC-BUTYLBENZENE	10	9.35	1		94	20	7
541-73-1	1,3-DICHLOROBENZENE	10	9.26	1		93	20	2
99-87-6	P-ISOPROPYLTOLUENE	10	9.73	1		97	20	3
106-46-7	1,4-DICHLOROBENZENE	10	9.34	1		93	20	4
104-51-8	N-BUTYLBENZENE	10	10.1	1		101	20	6
95-50-1	1,2-DICHLOROBENZENE	10	9.64	1		96	20	3
96-12-8	1,2-DIBROMO-3-CHLOROPROPANE	10	9.38	2		94	20	6
120-82-1	1,2,4-TRICHLOROBENZENE	10	9.83	1		98	20	6
87-68-3	HEXACHLOROBUTADIENE	10	9.37	1		94	20	7
91-20-3	NAPHTHALENE	10	10.1	1		101	20	4
87-61-6	1,2,3-TRICHLOROBENZENE	10	9.43	1		94	20	3

Surrogate Recovery LCS/LCSD

CASNO	Target Analyte	Spike Added	LCS % Rec.	LCS Flag	LCSD % Rec.	LCSD Flag	Control Limits
460-00-4	4-BROMOFLUOROBENZENE	25	100		97		78 - 129
1868-53-7	DIBROMOFLUOROMETHANE	25	93		100		80 - 124
2037-26-5	TOLUENE-D8	25	104		90		81 - 119

Data Package ID: *VL0810031-1*

Prep Batch ID: VL081009-3

Start Date: 10/09/08
Start Time: 8:32
Prep Analyst: Tyler Knaebel

End Date: 10/09/08
End Time: 16:09

Concentration Method: NONE
Extract Method: SW5030C
Initial Volume Units: ml
Final Volume Units: ml

Batch Created By: twk
Date Created: 10/09/08
Time Created: 9:25
Validated By: twk
Date Validated: 10/10/08
Time Validated: 10:57

Comments:

10mL waters

QC Batch ID: VL081009-3-1

Lab ID	QC Type	Field ID	Matrix	Date Collected	Initial Wt/Vol	Final Wt/Vol	Cleanup Method	Cleanup DF	Order Number
VL081009-3	MB	XXXXXX	WATER	XXXXXX	10	10	NONE	1	0810054
VL081009-3	LCS	XXXXXX	WATER	XXXXXX	10	10	NONE	1	0810054
VL081009-3	LCSD	XXXXXX	WATER	XXXXXX	10	10	NONE	1	0810054
0810054-12	MS	XXXXXX	WATER	XXXXXX	10	10	NONE	1	0810054
0810054-12	MSD	XXXXXX	WATER	XXXXXX	10	10	NONE	1	0810054
0810031-1	SMP	Cistern 100308	WATER	10/3/2008	10	10	NONE	1	0810031
0810031-2	SMP	CD 100308	WATER	10/3/2008	10	10	NONE	1	0810031
0810031-4	SMP	Trip Blank	WATER	10/3/2008	10	10	NONE	1	0810031
0810031-5	SMP	Trip Blank	WATER	10/3/2008	10	10	NONE	1	0810031
0810054-11	SMP	XXXXXX	WATER	XXXXXX	10	10	NONE	1	0810054
0810054-12	SMP	XXXXXX	WATER	XXXXXX	10	10	NONE	1	0810054
0810054-13	SMP	XXXXXX	WATER	XXXXXX	10	10	NONE	1	0810054

QC Types

CAR	Carrier reference sample	DUP	Laboratory Duplicate
LCS	Laboratory Control Sample	LCSD	Laboratory Control Sample Duplicate
MB	Method Blank	MS	Laboratory Matrix Spike
MSD	Laboratory Matrix Spike Duplicate	REP	Sample replicate
SMP	Field Sample	SYS	Sample Yield Spike

Surrogate Summary for GC/MS Volatiles

Method SW8260B

Lab Name: **Paragon Analytics**
Work Order Number: 0810031
Client Name: URS
ClientProject ID: Cistern Excavation

PrepBatchID: **VL081006-5**
QC Batch ID: **VL081006-5-1**
Date Extracted: **10/6/2008**

Surrogate Compound	Control Limits Lower	Control Limits Upper
Dibromofluoromethane	61	134
Toluene-d8	57	135
4-Bromofluorobenzene	52	151
1,2-dichloroethane-d4		

Lab ID	Client Sample ID	Date Collected	Date Received	DBFM % Recovery	BZMED8 % Recovery	BR4FBZ % Recovery	12DCED4 % Recovery
VL081006-2LCS	XXXXXXX	NA	XXXXXXX	104	98	100	
VL081006-2LCSD	XXXXXXX	NA	XXXXXXX	103	99	102	
VL081006-2MB	XXXXXXX	NA	XXXXXXX	97	101	99	
0810031-3MS	Cistern 100308-S	10/3/2008	10/3/2008	100	105	102	
0810031-3MSD	Cistern 100308-S	10/3/2008	10/3/2008	104	102	101	
0810031-3	Cistern 100308-S	10/3/2008	10/3/2008	103	107	106	

Data Package ID: *VL0810031-2*

GC/MS Volatiles

Method SW8260B

Laboratory Control Sample and Laboratory Control Sample Duplicate

Lab Name: **Paragon Analytics**
Work Order Number: 0810031
Client Name: URS
ClientProject ID: Cistern Excavation

Lab ID: VL081006-2LCS

Sample Matrix: SOIL
% Moisture: N/A
Date Collected: N/A
Date Extracted: 10/06/2008
Date Analyzed: 10/06/2008
Prep Method: SW5035A MOD

Prep Batch: VL081006-5
QCBatchID: VL081006-5-1
Run ID: VL081006-5A
Cleanup: NONE
Basis: N/A
File Name: B53574

Sample Aliquot: 5 g
Final Volume: 5 ml
Result Units: UG/KG
Clean DF: 1

CASNO	Target Analyte	Spike Added	LCS Result	Reporting Limit	Result Qualifier	LCS % Rec.	Control Limits
75-71-8	DICHLORODIFLUOROMETHANE	50	40	5		80	34 - 134%
74-87-3	CHLOROMETHANE	50	44.9	5		90	51 - 129%
75-01-4	VINYL CHLORIDE	50	42.3	5		85	58 - 126%
74-83-9	BROMOMETHANE	50	42.7	5		85	31 - 159%
75-00-3	CHLOROETHANE	50	48.5	5		97	39 - 157%
75-69-4	TRICHLOROFLUOROMETHANE	50	43.4	5		87	25 - 186%
75-35-4	1,1-DICHLOROETHENE	50	41.6	5		83	65 - 136%
76-13-1	1,1,2-TRICHLORO-1,2,2-TRIFLUOROETHA	50	44.6	5		89	50 - 150%
67-64-1	ACETONE	200	186	20		93	19 - 158%
74-88-4	IODOMETHANE	50	39.7	5		79	50 - 150%
75-15-0	CARBON DISULFIDE	50	38.1	5		76	47 - 159%
75-09-2	METHYLENE CHLORIDE	50	38.9	5		78	54 - 141%
156-60-5	TRANS-1,2-DICHLOROETHENE	50	40.3	5		81	66 - 134%
1634-04-4	METHYL TERTIARY BUTYL ETHER	100	81.1	5		81	50 - 125%
75-34-3	1,1-DICHLOROETHANE	50	40.9	5		82	73 - 125%
108-05-4	VINYL ACETATE	50	37.7	20		75	50 - 150%
156-59-2	CIS-1,2-DICHLOROETHENE	50	41.9	5		84	67 - 125%
78-93-3	2-BUTANONE	200	175	20		87	29 - 159%
74-97-5	BROMOCHLOROMETHANE	50	41.1	5		82	71 - 127%
67-66-3	CHLOROFORM	50	38.6	5		77	72 - 124%
71-55-6	1,1,1-TRICHLOROETHANE	50	38.8	5		78	68 - 133%
594-20-7	2,2-DICHLOROPROPANE	50	40.4	5		81	67 - 134%
56-23-5	CARBON TETRACHLORIDE	50	39	5		78	67 - 133%
563-58-6	1,1-DICHLOROPROPENE	50	40.2	5		80	70 - 135%
107-06-2	1,2-DICHLOROETHANE	50	40.3	5		81	72 - 137%
71-43-2	BENZENE	50	39.3	5		79	73 - 126%

Data Package ID: *VL0810031-2*

GC/MS Volatiles

Method SW8260B

Laboratory Control Sample and Laboratory Control Sample Duplicate

Lab Name: **Paragon Analytics**
Work Order Number: 0810031
Client Name: URS
ClientProject ID: Cistern Excavation

Lab ID: VL081006-2LCS

Sample Matrix: SOIL
% Moisture: N/A
Date Collected: N/A
Date Extracted: 10/06/2008
Date Analyzed: 10/06/2008
Prep Method: SW5035A MOD

Prep Batch: VL081006-5
QCBatchID: VL081006-5-1
Run ID: VL081006-5A
Cleanup: NONE
Basis: N/A
File Name: B53574

Sample Aliquot: 5 g
Final Volume: 5 ml
Result Units: UG/KG
Clean DF: 1

CASNO	Target Analyte	Spike Added	LCS Result	Reporting Limit	Result Qualifier	LCS % Rec.	Control Limits
79-01-6	TRICHLOROETHENE	50	39.7	5		79	77 - 124%
78-87-5	1,2-DICHLOROPROPANE	50	40.9	5		82	71 - 119%
74-95-3	DIBROMOMETHANE	50	44	5		88	73 - 128%
75-27-4	BROMODICHLOROMETHANE	50	39.3	5		79	72 - 128%
10061-01-5	CIS-1,3-DICHLOROPROPENE	50	42.4	5		85	72 - 126%
108-10-1	4-METHYL-2-PENTANONE	200	181	20		90	47 - 147%
108-88-3	TOLUENE	50	39.9	5		80	71 - 127%
10061-02-6	TRANS-1,3-DICHLOROPROPENE	50	39.2	5		78	65 - 127%
79-00-5	1,1,2-TRICHLOROETHANE	50	39.6	5		79	62 - 127%
591-78-6	2-HEXANONE	200	169	20		84	47 - 146%
127-18-4	TETRACHLOROETHENE	50	37	5		74	67 - 139%
142-28-9	1,3-DICHLOROPROPANE	50	39.1	5		78	76 - 123%
124-48-1	DIBROMOCHLOROMETHANE	50	44.3	5		89	66 - 130%
106-93-4	1,2-DIBROMOETHANE	50	41.8	5		84	70 - 124%
544-10-5	1-CHLOROHEXANE	50	37.3	5		75	75 - 125%
108-90-7	CHLOROBENZENE	50	38.3	5		77	75 - 123%
630-20-6	1,1,1,2-TETRACHLOROETHANE	50	38.5	5		77	74 - 125%
100-41-4	ETHYLBENZENE	50	38.9	5		78	74 - 127%
136777-61-	M+P-XYLENE	100	78.4	5	*	78	79 - 126%
95-47-6	O-XYLENE	50	39.8	5		80	77 - 125%
100-42-5	STYRENE	50	35.9	5	*	72	74 - 128%
75-25-2	BROMOFORM	50	37.8	5		76	56 - 137%
98-82-8	ISOPROPYLBENZENE	50	38.1	5	*	76	77 - 129%
96-18-4	1,2,3-TRICHLOROPROPANE	50	45	5		90	63 - 130%
79-34-5	1,1,2,2-TETRACHLOROETHANE	50	46.7	5		93	54 - 131%
108-86-1	BROMOBENZENE	50	40.6	5		81	66 - 121%
103-65-1	N-PROPYLBENZENE	50	42.2	5		84	63 - 135%

Data Package ID: *VL0810031-2*

GC/MS Volatiles

Method SW8260B

Laboratory Control Sample and Laboratory Control Sample Duplicate

Lab Name: **Paragon Analytics**
Work Order Number: 0810031
Client Name: URS
ClientProject ID: Cistern Excavation

Lab ID: VL081006-2LCS

Sample Matrix: SOIL
% Moisture: N/A
Date Collected: N/A
Date Extracted: 10/06/2008
Date Analyzed: 10/06/2008
Prep Method: SW5035A MOD

Prep Batch: VL081006-5
QCBatchID: VL081006-5-1
Run ID: VL081006-5A
Cleanup: NONE
Basis: N/A
File Name: B53574

Sample Aliquot: 5 g
Final Volume: 5 ml
Result Units: UG/KG
Clean DF: 1

CASNO	Target Analyte	Spike Added	LCS Result	Reporting Limit	Result Qualifier	LCS % Rec.	Control Limits
95-49-8	2-CHLOROTOLUENE	50	42.6	5		85	69 - 128%
108-67-8	1,3,5-TRIMETHYLBENZENE	50	42.3	5		85	65 - 133%
106-43-4	4-CHLOROTOLUENE	50	41.8	5		84	73 - 126%
98-06-6	TERT-BUTYLBENZENE	50	42.4	5		85	65 - 132%
95-63-6	1,2,4-TRIMETHYLBENZENE	50	43	5		86	65 - 135%
135-98-8	SEC-BUTYLBENZENE	50	41.6	5		83	63 - 132%
541-73-1	1,3-DICHLOROBENZENE	50	41.3	5		83	72 - 124%
99-87-6	P-ISOPROPYLTOLUENE	50	40.8	5		82	75 - 133%
106-46-7	1,4-DICHLOROBENZENE	50	39.7	5		79	72 - 125%
104-51-8	N-BUTYLBENZENE	50	41.6	5		83	65 - 138%
95-50-1	1,2-DICHLOROBENZENE	50	42.6	5		85	74 - 119%
96-12-8	1,2-DIBROMO-3-CHLOROPROPANE	50	43.7	10		87	40 - 135%
120-82-1	1,2,4-TRICHLOROBENZENE	50	42	5		84	65 - 131%
87-68-3	HEXACHLOROBUTADIENE	50	37.9	5		76	53 - 142%
91-20-3	NAPHTHALENE	50	42.5	5		85	40 - 127%
87-61-6	1,2,3-TRICHLOROBENZENE	50	39.6	5		79	62 - 133%

Data Package ID: *VL0810031-2*

GC/MS Volatiles

Method SW8260B

Laboratory Control Sample and Laboratory Control Sample Duplicate

Lab Name: **Paragon Analytics**
Work Order Number: 0810031
Client Name: URS
ClientProject ID: Cistern Excavation

Lab ID: VL081006-2LCSD

Sample Matrix: SOIL
% Moisture: N/A
Date Collected: N/A
Date Extracted: 10/06/2008
Date Analyzed: 10/06/2008
Prep Method: SW5035A MOD

Prep Batch: VL081006-5
QCBatchID: VL081006-5-1
Run ID: VL081006-5A
Cleanup: NONE
Basis: N/A
File Name: B53575

Sample Aliquot: 5 g
Final Volume: 5 ml
Result Units: UG/KG
Clean DF: 1

CASNO	Target Analyte	Spike Added	LCSD Result	Reporting Limit	Result Qualifier	LCSD % Rec.	RPD Limit	RPD
75-71-8	DICHLORODIFLUOROMETHANE	50	38	5		76	30	5
74-87-3	CHLOROMETHANE	50	42.7	5		85	30	5
75-01-4	VINYL CHLORIDE	50	41.6	5		83	30	2
74-83-9	BROMOMETHANE	50	41.5	5		83	30	3
75-00-3	CHLOROETHANE	50	46.6	5		93	30	4
75-69-4	TRICHLOROFLUOROMETHANE	50	41.8	5		84	30	4
75-35-4	1,1-DICHLOROETHENE	50	39.7	5		79	30	5
76-13-1	1,1,2-TRICHLORO-1,2,2-TRIFLUOROETHA	50	41.2	5		82	30	8
67-64-1	ACETONE	200	180	20		90	30	3
74-88-4	IODOMETHANE	50	39.6	5		79	30	0
75-15-0	CARBON DISULFIDE	50	37.2	5		74	30	2
75-09-2	METHYLENE CHLORIDE	50	38.5	5		77	30	1
156-60-5	TRANS-1,2-DICHLOROETHENE	50	40.6	5		81	30	1
1634-04-4	METHYL TERTIARY BUTYL ETHER	100	82	5		82	30	1
75-34-3	1,1-DICHLOROETHANE	50	40.6	5		81	30	1
108-05-4	VINYL ACETATE	50	37.5	20		75	30	0
156-59-2	CIS-1,2-DICHLOROETHENE	50	40.9	5		82	30	2
78-93-3	2-BUTANONE	200	180	20		90	30	3
74-97-5	BROMOCHLOROMETHANE	50	42.4	5		85	30	3
67-66-3	CHLOROFORM	50	38.8	5		78	30	1
71-55-6	1,1,1-TRICHLOROETHANE	50	39.1	5		78	30	1
594-20-7	2,2-DICHLOROPROPANE	50	40.7	5		81	30	1
56-23-5	CARBON TETRACHLORIDE	50	39.4	5		79	30	1
563-58-6	1,1-DICHLOROPROPENE	50	39.6	5		79	30	1
107-06-2	1,2-DICHLOROETHANE	50	41.1	5		82	30	2
71-43-2	BENZENE	50	39.4	5		79	30	0
79-01-6	TRICHLOROETHENE	50	40.1	5		80	30	1

Data Package ID: *VL0810031-2*

GC/MS Volatiles

Method SW8260B

Laboratory Control Sample and Laboratory Control Sample Duplicate

Lab Name: **Paragon Analytics**
Work Order Number: 0810031
Client Name: URS
ClientProject ID: Cistern Excavation

Lab ID: VL081006-2LCSD

Sample Matrix: SOIL
% Moisture: N/A
Date Collected: N/A
Date Extracted: 10/06/2008
Date Analyzed: 10/06/2008
Prep Method: SW5035A MOD

Prep Batch: VL081006-5
QCBatchID: VL081006-5-1
Run ID: VL081006-5A
Cleanup: NONE
Basis: N/A
File Name: B53575

Sample Aliquot: 5 g
Final Volume: 5 ml
Result Units: UG/KG
Clean DF: 1

CASNO	Target Analyte	Spike Added	LCSD Result	Reporting Limit	Result Qualifier	LCSD % Rec.	RPD Limit	RPD
78-87-5	1,2-DICHLOROPROPANE	50	41.4	5		83	30	1
74-95-3	DIBROMOMETHANE	50	45	5		90	30	2
75-27-4	BROMODICHLOROMETHANE	50	39.2	5		78	30	0
10061-01-5	CIS-1,3-DICHLOROPROPENE	50	41.9	5		84	30	1
108-10-1	4-METHYL-2-PENTANONE	200	185	20		92	30	2
108-88-3	TOLUENE	50	40.1	5		80	30	0
10061-02-6	TRANS-1,3-DICHLOROPROPENE	50	39.8	5		80	30	2
79-00-5	1,1,2-TRICHLOROETHANE	50	40.9	5		82	30	3
591-78-6	2-HEXANONE	200	184	20		92	30	8
127-18-4	TETRACHLOROETHENE	50	37.7	5		75	30	2
142-28-9	1,3-DICHLOROPROPANE	50	39.8	5		80	30	2
124-48-1	DIBROMOCHLOROMETHANE	50	45.6	5		91	30	3
106-93-4	1,2-DIBROMOETHANE	50	42.6	5		85	30	2
544-10-5	1-CHLOROHEXANE	50	35.5	5	*	71	30	5
108-90-7	CHLOROBENZENE	50	38.4	5		77	30	0
630-20-6	1,1,1,2-TETRACHLOROETHANE	50	39.9	5		80	30	3
100-41-4	ETHYLBENZENE	50	39.3	5		79	30	1
136777-61-	M+P-XYLENE	100	78.7	5		79	30	0
95-47-6	O-XYLENE	50	40	5		80	30	0
100-42-5	STYRENE	50	36.1	5	*	72	30	1
75-25-2	BROMOFORM	50	39.7	5		79	30	5
98-82-8	ISOPROPYLBENZENE	50	38.5	5		77	30	1
96-18-4	1,2,3-TRICHLOROPROPANE	50	45.1	5		90	30	0
79-34-5	1,1,2,2-TETRACHLOROETHANE	50	47.1	5		94	30	1
108-86-1	BROMOBENZENE	50	40	5		80	30	1
103-65-1	N-PROPYLBENZENE	50	41.5	5		83	30	2
95-49-8	2-CHLOROTOLUENE	50	41.5	5		83	30	3

Data Package ID: *VL0810031-2*

GC/MS Volatiles

Method SW8260B

Laboratory Control Sample and Laboratory Control Sample Duplicate

Lab Name: **Paragon Analytics**
Work Order Number: 0810031
Client Name: URS
ClientProject ID: Cistern Excavation

Lab ID: VL081006-2LCSD

Sample Matrix: SOIL
% Moisture: N/A
Date Collected: N/A
Date Extracted: 10/06/2008
Date Analyzed: 10/06/2008
Prep Method: SW5035A MOD

Prep Batch: VL081006-5
QCBatchID: VL081006-5-1
Run ID: VL081006-5A
Cleanup: NONE
Basis: N/A
File Name: B53575

Sample Aliquot: 5 g
Final Volume: 5 ml
Result Units: UG/KG
Clean DF: 1

CASNO	Target Analyte	Spike Added	LCSD Result	Reporting Limit	Result Qualifier	LCSD % Rec.	RPD Limit	RPD
108-67-8	1,3,5-TRIMETHYLBENZENE	50	42.1	5		84	30	0
106-43-4	4-CHLOROTOLUENE	50	41.9	5		84	30	0
98-06-6	TERT-BUTYLBENZENE	50	42.6	5		85	30	1
95-63-6	1,2,4-TRIMETHYLBENZENE	50	41.5	5		83	30	4
135-98-8	SEC-BUTYLBENZENE	50	40.9	5		82	30	2
541-73-1	1,3-DICHLOROBENZENE	50	41.4	5		83	30	0
99-87-6	P-ISOPROPYLTOLUENE	50	40.3	5		81	30	1
106-46-7	1,4-DICHLOROBENZENE	50	39.6	5		79	30	0
104-51-8	N-BUTYLBENZENE	50	40.7	5		81	30	2
95-50-1	1,2-DICHLOROBENZENE	50	43.1	5		86	30	1
96-12-8	1,2-DIBROMO-3-CHLOROPROPANE	50	46.8	10		94	30	7
120-82-1	1,2,4-TRICHLOROBENZENE	50	41.7	5		83	30	1
87-68-3	HEXACHLOROBUTADIENE	50	38.3	5		77	30	1
91-20-3	NAPHTHALENE	50	43.8	5		88	30	3
87-61-6	1,2,3-TRICHLOROBENZENE	50	40.2	5		80	30	2

Surrogate Recovery LCS/LCSD

CASNO	Target Analyte	Spike Added	LCS % Rec.	LCS Flag	LCSD % Rec.	LCSD Flag	Control Limits
460-00-4	4-BROMOFLUOROBENZENE	50	100		102		52 - 151
1868-53-7	DIBROMOFLUOROMETHANE	50	104		103		61 - 134
2037-26-5	TOLUENE-D8	50	98		99		57 - 135

Data Package ID: *VL0810031-2*

GC/MS Volatiles

Method SW8260B

Matrix Spike And Matrix Spike Duplicate

Lab Name: **Paragon Analytics**
Work Order Number: 0810031
Client Name: URS
ClientProject ID: Cistern Excavation

Field ID: Cistern 100308-S
LabID: 0810031-3MS

Sample Matrix: SOIL
% Moisture: 52.1
Date Collected: 03-Oct-08
Date Extracted: 06-Oct-08
Date Analyzed: 06-Oct-08
Prep Method: SW5035 Rev A M

Prep Batch: VL081006-5
QCBatchID: VL081006-5-1
Run ID: VL081006-5A
Cleanup: NONE
Basis: Dry Weight

Sample Aliquot: 5 g
Final Volume: 5 ml
Result Units: UG/KG
File Name: B53592

CASNO	Target Analyte	Sample Result	Samp Qual	MS Result	MS Qual	Reporting Limit	Spike Added	MS % Rec.	Control Limits
75-71-8	DICHLORODIFLUOROMETHANE	10	U	93.5		10.4	104	90	34 - 134%
74-87-3	CHLOROMETHANE	10	U	100		10.4	104	96	51 - 129%
75-01-4	VINYL CHLORIDE	10	U	89.2		10.4	104	85	58 - 126%
74-83-9	BROMOMETHANE	10	U	85.4		10.4	104	82	31 - 159%
75-00-3	CHLOROETHANE	10	U	102		10.4	104	98	39 - 157%
75-69-4	TRICHLOROFLUOROMETHANE	10	U	89.7		10.4	104	86	25 - 186%
75-35-4	1,1-DICHLOROETHENE	10	U	88.4		10.4	104	85	65 - 136%
76-13-1	1,1,2-TRICHLORO-1,2,2-TRIFLUORO	10	U	84.1		10.4	104	81	50 - 150%
67-64-1	ACETONE	42	U	279		41.7	417	67	19 - 158%
74-88-4	IODOMETHANE	10	U	75.4		10.4	104	72	50 - 150%
75-15-0	CARBON DISULFIDE	10	U	79.5		10.4	104	76	47 - 159%
75-09-2	METHYLENE CHLORIDE	10	U	84.3		10.4	104	81	54 - 141%
156-60-5	TRANS-1,2-DICHLOROETHENE	10	U	88.3		10.4	104	85	66 - 134%
1634-04-4	METHYL TERTIARY BUTYL ETHER	10	U	161		10.4	209	77	50 - 125%
75-34-3	1,1-DICHLOROETHANE	10	U	91.6		10.4	104	88	73 - 125%
108-05-4	VINYL ACETATE	42	U	15.7	J*	41.7	104	15	50 - 150%
156-59-2	CIS-1,2-DICHLOROETHENE	10	U	88.6		10.4	104	85	67 - 125%
78-93-3	2-BUTANONE	42	U	252		41.7	417	61	29 - 159%
74-97-5	BROMOCHLOROMETHANE	10	U	84.8		10.4	104	81	71 - 127%
67-66-3	CHLOROFORM	10	U	85.6		10.4	104	82	72 - 124%
71-55-6	1,1,1-TRICHLOROETHANE	10	U	86.2		10.4	104	83	68 - 133%
594-20-7	2,2-DICHLOROPROPANE	10	U	84.9		10.4	104	81	67 - 134%
56-23-5	CARBON TETRACHLORIDE	10	U	75.7		10.4	104	73	67 - 133%
563-58-6	1,1-DICHLOROPROPENE	10	U	77.9		10.4	104	75	70 - 135%
107-06-2	1,2-DICHLOROETHANE	10	U	80.4		10.4	104	77	72 - 137%
71-43-2	BENZENE	10	U	63	*	10.4	104	60	73 - 126%

Data Package ID: *VL0810031-2*

GC/MS Volatiles

Method SW8260B

Matrix Spike And Matrix Spike Duplicate

Lab Name: **Paragon Analytics**
Work Order Number: 0810031
Client Name: URS
ClientProject ID: Cistern Excavation

Field ID:	Cistern 100308-S
LabID:	0810031-3MS

Sample Matrix: SOIL
% Moisture: 52.1
Date Collected: 03-Oct-08
Date Extracted: 06-Oct-08
Date Analyzed: 06-Oct-08
Prep Method: SW5035 Rev A M

Prep Batch: VL081006-5
QCBatchID: VL081006-5-1
Run ID: VL081006-5A
Cleanup: NONE
Basis: Dry Weight

Sample Aliquot: 5 g
Final Volume: 5 ml
Result Units: UG/KG
File Name: B53592

CASNO	Target Analyte	Sample Result	Samp Qual	MS Result	MS Qual	Reporting Limit	Spike Added	MS % Rec.	Control Limits
79-01-6	TRICHLOROETHENE	10	U	83.8		10.4	104	80	77 - 124%
78-87-5	1,2-DICHLOROPROPANE	10	U	86		10.4	104	82	71 - 119%
74-95-3	DIBROMOMETHANE	10	U	85.5		10.4	104	82	73 - 128%
75-27-4	BROMODICHLOROMETHANE	10	U	74	*	10.4	104	71	72 - 128%
10061-01-5	CIS-1,3-DICHLOROPROPENE	10	U	75.3		10.4	104	72	72 - 126%
108-10-1	4-METHYL-2-PENTANONE	42	U	283		41.7	417	68	47 - 147%
108-88-3	TOLUENE	10	U	61	*	10.4	104	58	71 - 127%
10061-02-6	TRANS-1,3-DICHLOROPROPENE	10	U	73		10.4	104	70	65 - 127%
79-00-5	1,1,2-TRICHLOROETHANE	10	U	79.2		10.4	104	76	62 - 127%
591-78-6	2-HEXANONE	42	U	267		41.7	417	64	47 - 146%
127-18-4	TETRACHLOROETHENE	10	U	71.6		10.4	104	69	67 - 139%
142-28-9	1,3-DICHLOROPROPANE	10	U	77.4	*	10.4	104	74	76 - 123%
124-48-1	DIBROMOCHLOROMETHANE	10	U	79.7		10.4	104	76	66 - 130%
106-93-4	1,2-DIBROMOETHANE	10	U	79.4		10.4	104	76	70 - 124%
544-10-5	1-CHLOROHEXANE	10	U	52.8	*	10.4	104	51	75 - 125%
108-90-7	CHLOROBENZENE	10	U	62.4	*	10.4	104	60	75 - 123%
630-20-6	1,1,1,2-TETRACHLOROETHANE	10	U	76.1	*	10.4	104	73	74 - 125%
100-41-4	ETHYLBENZENE	10	U	46.2	*	10.4	104	44	74 - 127%
136777-61-	M+P-XYLENE	10	U	52.8	*	10.4	209	25	79 - 126%
95-47-6	O-XYLENE	10	U	70.8	*	10.4	104	68	77 - 125%
100-42-5	STYRENE	10	U	49.3	*	10.4	104	47	74 - 128%
75-25-2	BROMOFORM	10	U	59.7		10.4	104	57	56 - 137%
98-82-8	ISOPROPYLBENZENE	10	U	28.9	*	10.4	104	28	77 - 129%
96-18-4	1,2,3-TRICHLOROPROPANE	10	U	76.4		10.4	104	73	63 - 130%
79-34-5	1,1,2,2-TETRACHLOROETHANE	10	U	80.5		10.4	104	77	54 - 131%
108-86-1	BROMOBENZENE	10	U	56.9	*	10.4	104	55	66 - 121%

Data Package ID: *VL0810031-2*

GC/MS Volatiles

Method SW8260B

Matrix Spike And Matrix Spike Duplicate

Lab Name: **Paragon Analytics**
Work Order Number: 0810031
Client Name: URS
ClientProject ID: Cistern Excavation

Field ID:	Cistern 100308-S
LabID:	0810031-3MS

Sample Matrix: SOIL
% Moisture: 52.1
Date Collected: 03-Oct-08
Date Extracted: 06-Oct-08
Date Analyzed: 06-Oct-08
Prep Method: SW5035 Rev A M

Prep Batch: VL081006-5
QCBatchID: VL081006-5-1
Run ID: VL081006-5A
Cleanup: NONE
Basis: Dry Weight

Sample Aliquot: 5 g
Final Volume: 5 ml
Result Units: UG/KG
File Name: B53592

CASNO	Target Analyte	Sample Result	Samp Qual	MS Result	MS Qual	Reporting Limit	Spike Added	MS % Rec.	Control Limits
103-65-1	N-PROPYLBENZENE	10	U	18	*	10.4	104	17	63 - 135%
95-49-8	2-CHLOROTOLUENE	10	U	61.7	*	10.4	104	59	69 - 128%
108-67-8	1,3,5-TRIMETHYLBENZENE	10	U	61.7	*	10.4	104	59	65 - 133%
106-43-4	4-CHLOROTOLUENE	10	U	52.8	*	10.4	104	51	73 - 126%
98-06-6	TERT-BUTYLBENZENE	10	U	60	*	10.4	104	58	65 - 132%
95-63-6	1,2,4-TRIMETHYLBENZENE	10	U	3.75	J*	10.4	104	4	65 - 135%
135-98-8	SEC-BUTYLBENZENE	10	U	30.1	*	10.4	104	29	63 - 132%
541-73-1	1,3-DICHLOROBENZENE	10	U	58.8	*	10.4	104	56	72 - 124%
99-87-6	P-ISOPROPYLTOLUENE	10	U	51.5	*	10.4	104	49	75 - 133%
106-46-7	1,4-DICHLOROBENZENE	10	U	55.2	*	10.4	104	53	72 - 125%
104-51-8	N-BUTYLBENZENE	10	U	24.6	*	10.4	104	24	65 - 138%
95-50-1	1,2-DICHLOROBENZENE	10	U	56.3	*	10.4	104	54	74 - 119%
96-12-8	1,2-DIBROMO-3-CHLOROPROPANE	21	U	66.5		20.9	104	64	40 - 135%
120-82-1	1,2,4-TRICHLOROBENZENE	10	U	38.6	*	10.4	104	37	65 - 131%
87-68-3	HEXACHLOROBUTADIENE	10	U	24.2	*	10.4	104	23	53 - 142%
91-20-3	NAPHTHALENE	10	U	24.3	*	10.4	104	23	40 - 127%
87-61-6	1,2,3-TRICHLOROBENZENE	10	U	33.9	*	10.4	104	33	62 - 133%

Data Package ID: *VL0810031-2*

GC/MS Volatiles

Method SW8260B

Matrix Spike And Matrix Spike Duplicate

Lab Name: **Paragon Analytics**
Work Order Number: 0810031
Client Name: URS
ClientProject ID: Cistern Excavation

Field ID: Cistern 100308-S
LabID: 0810031-3MSD

Sample Matrix: SOIL
% Moisture: 52.1
Date Collected: 03-Oct-08
Date Extracted: 06-Oct-08
Date Analyzed: 06-Oct-08
Prep Method: SW5035 Rev A M

Prep Batch: VL081006-5
QCBatchID: VL081006-5-1
Run ID: VL081006-5A
Cleanup: NONE
Basis: Dry Weight

Sample Aliquot: 5 g
Final Volume: 5 ml
Result Units: UG/KG
File Name: B53593

CASNO	Target Analyte	MSD Result	MSD Qual	Spike Added	MSD % Rec.	Reporting Limit	RPD Limit	RPD
75-71-8	DICHLORODIFLUOROMETHANE	93.2		104	89	10.4	30	0
74-87-3	CHLOROMETHANE	100		104	96	10.4	30	0
75-01-4	VINYL CHLORIDE	89.6		104	86	10.4	30	0
74-83-9	BROMOMETHANE	87.8		104	84	10.4	30	3
75-00-3	CHLOROETHANE	105		104	101	10.4	30	3
75-69-4	TRICHLOROFLUOROMETHANE	87.6		104	84	10.4	30	2
75-35-4	1,1-DICHLOROETHENE	89.1		104	85	10.4	30	1
76-13-1	1,1,2-TRICHLORO-1,2,2-TRIFLUORO	83.5		104	80	10.4	30	1
67-64-1	ACETONE	293		417	70	41.7	30	5
74-88-4	IODOMETHANE	76.4		104	73	10.4	30	1
75-15-0	CARBON DISULFIDE	79.4		104	76	10.4	30	0
75-09-2	METHYLENE CHLORIDE	87		104	83	10.4	30	3
156-60-5	TRANS-1,2-DICHLOROETHENE	89.7		104	86	10.4	30	2
1634-04-4	METHYL TERTIARY BUTYL ETHER	166		209	80	10.4	30	3
75-34-3	1,1-DICHLOROETHANE	93.1		104	89	10.4	30	2
108-05-4	VINYL ACETATE	14.8	J*	104	14	41.7	30	6
156-59-2	CIS-1,2-DICHLOROETHENE	88.4		104	85	10.4	30	0
78-93-3	2-BUTANONE	250		417	60	41.7	30	1
74-97-5	BROMOCHLOROMETHANE	87.9		104	84	10.4	30	4
67-66-3	CHLOROFORM	89.3		104	86	10.4	30	4
71-55-6	1,1,1-TRICHLOROETHANE	86.9		104	83	10.4	30	1
594-20-7	2,2-DICHLOROPROPANE	86.6		104	83	10.4	30	2
56-23-5	CARBON TETRACHLORIDE	76.5		104	73	10.4	30	1
563-58-6	1,1-DICHLOROPROPENE	77.6		104	74	10.4	30	0
107-06-2	1,2-DICHLOROETHANE	84		104	81	10.4	30	4
71-43-2	BENZENE	58.2	*	104	56	10.4	30	8

Data Package ID: *VL0810031-2*

GC/MS Volatiles

Method SW8260B

Matrix Spike And Matrix Spike Duplicate

Lab Name: **Paragon Analytics**
Work Order Number: 0810031
Client Name: URS
ClientProject ID: Cistern Excavation

Field ID: Cistern 100308-S
LabID: 0810031-3MSD

Sample Matrix: SOIL
% Moisture: 52.1
Date Collected: 03-Oct-08
Date Extracted: 06-Oct-08
Date Analyzed: 06-Oct-08
Prep Method: SW5035 Rev A M

Prep Batch: VL081006-5
QCBatchID: VL081006-5-1
Run ID: VL081006-5A
Cleanup: NONE
Basis: Dry Weight

Sample Aliquot: 5 g
Final Volume: 5 ml
Result Units: UG/KG
File Name: B53593

CASNO	Target Analyte	MSD Result	MSD Qual	Spike Added	MSD % Rec.	Reporting Limit	RPD Limit	RPD
79-01-6	TRICHLOROETHENE	85.8		104	82	10.4	30	2
78-87-5	1,2-DICHLOROPROPANE	91.5		104	88	10.4	30	6
74-95-3	DIBROMOMETHANE	92.1		104	88	10.4	30	7
75-27-4	BROMODICHLOROMETHANE	78.5		104	75	10.4	30	6
10061-01-5	CIS-1,3-DICHLOROPROPENE	79.6		104	76	10.4	30	6
108-10-1	4-METHYL-2-PENTANONE	289		417	69	41.7	30	2
108-88-3	TOLUENE	53.6	*	104	51	10.4	30	13
10061-02-6	TRANS-1,3-DICHLOROPROPENE	72.6		104	70	10.4	30	1
79-00-5	1,1,2-TRICHLOROETHANE	81.1		104	78	10.4	30	2
591-78-6	2-HEXANONE	253		417	61	41.7	30	6
127-18-4	TETRACHLOROETHENE	72.2		104	69	10.4	30	1
142-28-9	1,3-DICHLOROPROPANE	77.4	*	104	74	10.4	30	0
124-48-1	DIBROMOCHLOROMETHANE	79		104	76	10.4	30	1
106-93-4	1,2-DIBROMOETHANE	79.8		104	76	10.4	30	1
544-10-5	1-CHLOROHEXANE	49.8	*	104	48	10.4	30	6
108-90-7	CHLOROBENZENE	59.4	*	104	57	10.4	30	5
630-20-6	1,1,1,2-TETRACHLOROETHANE	80		104	77	10.4	30	5
100-41-4	ETHYLBENZENE	36.2	*	104	35	10.4	30	24
136777-61-	M+P-XYLENE	35.4	*+	209	17	10.4	30	40
95-47-6	O-XYLENE	65.9	*	104	63	10.4	30	7
100-42-5	STYRENE	40.9	*	104	39	10.4	30	19
75-25-2	BROMOFORM	61		104	58	10.4	30	2
98-82-8	ISOPROPYLBENZENE	21.5	*	104	21	10.4	30	29
96-18-4	1,2,3-TRICHLOROPROPANE	79		104	76	10.4	30	3
79-34-5	1,1,2,2-TETRACHLOROETHANE	82.8		104	79	10.4	30	3
108-86-1	BROMOBENZENE	52.2	*	104	50	10.4	30	9

Data Package ID: *VL0810031-2*

GC/MS Volatiles

Method SW8260B

Matrix Spike And Matrix Spike Duplicate

Lab Name: **Paragon Analytics**
Work Order Number: 0810031
Client Name: URS
ClientProject ID: Cistern Excavation

Field ID: Cistern 100308-S
LabID: 0810031-3MSD

Sample Matrix: SOIL
% Moisture: 52.1
Date Collected: 03-Oct-08
Date Extracted: 06-Oct-08
Date Analyzed: 06-Oct-08
Prep Method: SW5035 Rev A M

Prep Batch: VL081006-5
QCBatchID: VL081006-5-1
Run ID: VL081006-5A
Cleanup: NONE
Basis: Dry Weight

Sample Aliquot: 5 g
Final Volume: 5 ml
Result Units: UG/KG
File Name: B53593

CASNO	Target Analyte	MSD Result	MSD Qual	Spike Added	MSD % Rec.	Reporting Limit	RPD Limit	RPD
103-65-1	N-PROPYLBENZENE	10.7	*+	104	10	10.4	30	51
95-49-8	2-CHLOROTOLUENE	60.2	*	104	58	10.4	30	2
108-67-8	1,3,5-TRIMETHYLBENZENE	59.9	*	104	57	10.4	30	3
106-43-4	4-CHLOROTOLUENE	46.2	*	104	44	10.4	30	13
98-06-6	TERT-BUTYLBENZENE	60.3	*	104	58	10.4	30	0
95-63-6	1,2,4-TRIMETHYLBENZENE	10.4	U*	104	10	10.4	30	
135-98-8	SEC-BUTYLBENZENE	26.7	*	104	26	10.4	30	12
541-73-1	1,3-DICHLOROBENZENE	60.5	*	104	58	10.4	30	3
99-87-6	P-ISOPROPYLTOLUENE	51	*	104	49	10.4	30	1
106-46-7	1,4-DICHLOROBENZENE	58.8	*	104	56	10.4	30	6
104-51-8	N-BUTYLBENZENE	20.5	*	104	20	10.4	30	18
95-50-1	1,2-DICHLOROBENZENE	55.2	*	104	53	10.4	30	2
96-12-8	1,2-DIBROMO-3-CHLOROPROPANE	67.8		104	65	20.9	30	2
120-82-1	1,2,4-TRICHLOROBENZENE	39.6	*	104	38	10.4	30	2
87-68-3	HEXACHLOROBUTADIENE	28.3	*	104	27	10.4	30	16
91-20-3	NAPHTHALENE	19.6	*	104	19	10.4	30	22
87-61-6	1,2,3-TRICHLOROBENZENE	35.6	*	104	34	10.4	30	5

Surrogate Recovery MS/MSD

CASNO	Target Analyte	Spike Added	MS % Rec.	MS Flag	MSD % Rec.	MSD Flag	Control Limits
460-00-4	4-BROMOFLUOROBENZENE	104	102		101		52 - 151
1868-53-7	DIBROMOFLUOROMETHANE	104	100		104		61 - 134
2037-26-5	TOLUENE-D8	104	105		102		57 - 135

Data Package ID: *VL0810031-2*

Prep Batch ID: VL081006-5

Start Date: 10/06/08
Start Time: 13:30
Prep Analyst: Steven D. White

End Date: 10/07/08
End Time: 0:03

Concentration Method: NONE
Extract Method: SW5035A MOD
Initial Volume Units: g
Final Volume Units: ml

Batch Created By: sdw
Date Created: 10/07/08
Time Created: 10:52
Validated By: sdw
Date Validated: 10/09/08
Time Validated: 11:20

Comments:

5g htd soil samples

QC Batch ID: VL081006-5-1

Lab ID	QC Type	Field ID	Matrix	Date Collected	Initial Wt/Vol	Final Wt/Vol	Cleanup Method	Cleanup DF	Order Number
VL081006-2	MB	XXXXXX	SOIL	XXXXXX	5	5	NONE	1	0810031
VL081006-2	LCS	XXXXXX	SOIL	XXXXXX	5	5	NONE	1	0810031
VL081006-2	LCSD	XXXXXX	SOIL	XXXXXX	5	5	NONE	1	0810031
0810031-3	MS	Cistern 100308-S	SOIL	10/3/2008	5	5	NONE	1	0810031
0810031-3	MSD	Cistern 100308-S	SOIL	10/3/2008	5	5	NONE	1	0810031
0810031-3	SMP	Cistern 100308-S	SOIL	10/3/2008	5	5	NONE	1	0810031

QC Batch ID: VL081006-5-2

Lab ID	QC Type	Field ID	Matrix	Date Collected	Initial Wt/Vol	Final Wt/Vol	Cleanup Method	Cleanup DF	Order Number
VL081006-2	MB	XXXXXX	SOIL	XXXXXX	5	5	NONE	1	0809213
VL081006-2	LCS	XXXXXX	SOIL	XXXXXX	5	5	NONE	1	0809213
VL081006-2	LCSD	XXXXXX	SOIL	XXXXXX	5	5	NONE	1	0809213
0810031-3	MS	Cistern 100308-S	SOIL	10/3/2008	5	5	NONE	1	0810031
0810031-3	MSD	Cistern 100308-S	SOIL	10/3/2008	5	5	NONE	1	0810031
0809213-4	SMP	XXXXXX	SOIL	XXXXXX	5	5	NONE	1	0809213
0810031-3	SMP	Cistern 100308-S	SOIL	10/3/2008	5	5	NONE	1	0810031

Prep Batch ID: VL081006-5

Start Date: 10/06/08
Start Time: 13:30
Prep Analyst: Steven D. White

End Date: 10/07/08
End Time: 0:03

Concentration Method: NONE
Extract Method: SW5035A MOD
Initial Volume Units: g
Final Volume Units: ml

Batch Created By: sdw
Date Created: 10/07/08
Time Created: 10:52
Validated By: sdw
Date Validated: 10/09/08
Time Validated: 11:20

Comments:

5g htd soil samples

QC Batch ID: VL081006-5-3

Lab ID	QC Type	Field ID	Matrix	Date Collected	Initial Wt/Vol	Final Wt/Vol	Cleanup Method	Cleanup DF	Order Number
VL081006-2	MB	XXXXXX	SOIL	XXXXXX	5	5	NONE	1	0810037
VL081006-2	LCS	XXXXXX	SOIL	XXXXXX	5	5	NONE	1	0810037
VL081006-2	LCSD	XXXXXX	SOIL	XXXXXX	5	5	NONE	1	0810037
0810031-3	MS	Cistern 100308-S	SOIL	10/3/2008	5	5	NONE	1	0810031
0810031-3	MSD	Cistern 100308-S	SOIL	10/3/2008	5	5	NONE	1	0810031
0810031-3	SMP	Cistern 100308-S	SOIL	10/3/2008	5	5	NONE	1	0810031
0810037-2	SMP	XXXXXX	SOIL	XXXXXX	5	5	NONE	1	0810037
0810037-3	SMP	XXXXXX	SOIL	XXXXXX	5	5	NONE	1	0810037

QC Types

CAR	Carrier reference sample	DUP	Laboratory Duplicate
LCS	Laboratory Control Sample	LCSD	Laboratory Control Sample Duplicate
MB	Method Blank	MS	Laboratory Matrix Spike
MSD	Laboratory Matrix Spike Duplicate	REP	Sample replicate
SMP	Field Sample	SYS	Sample Yield Spike

5A

Volatile Organic GC/MS Tuning And Mass Calibration--Bromofluorobenzene (BFB)

Lab Name: **Paragon Analytics**
Work Order Number: 0810031
Client Name: URS
ClientProject ID: Cistern Excavation

BFB Injection Date: 8/22/2008
BFB Injection Time: 10:40
Instrument ID: HPV3

Reported on: Wednesday, October 15, 2008

Level: Low **Column:** CAP **FileID:** C11983

m/e	Ion Abundance Criteria SW8260_25B	% Relative Abundance
50	15.0 - 40.0 percent of mass 95	20.4
75	30.0 - 60.0 percent of mass 95	39.2
95	Base peak, 100 percent of relative abundance	100
96	5.0 - 9.0 percent of mass 95	6.8
173	Less than 2.0 percent of mass 174	0
174	Greater than 50.0 percent of mass 95	92.4
175	5.0 - 9.0 percent of mass 174	7.5
176	Greater than 95.0 percent < 101.0 percent of mass 174	97.3
177	5.0 - 9.0 percent of mass 176	6.8

THIS TUNE APPLIES TO THE FOLLOWING SAMPLES, MS/MSD, BLANKS, AND STANDARDS:

Client Sample ID	Lab Sample ID	Lab File ID	Date Analyzed	Time Analyzed	QC BatchID
XXXXXXX	VOC_0.5PPBCSTD	C11986	8/22/2008	11:39	VL080822-3A
XXXXXXX	VOC_1PPBCSTD	C11987	8/22/2008	12:02	VL080822-3A
XXXXXXX	VOC_2PPBCSTD	C11988	8/22/2008	12:25	VL080822-3A
XXXXXXX	VOC_5PPBCSTD	C11989	8/22/2008	12:49	VL080822-3A
XXXXXXX	VOC_15PPBCSTD	C11992	8/22/2008	13:59	VL080822-3A
XXXXXXX	VOC_20PPBCSTD	C11994	8/22/2008	14:46	VL080822-3A
XXXXXXX	VOC_35PPBCSTD	C11996	8/22/2008	15:33	VL080822-3A
XXXXXXX	VOC_10PPBCSTD	C11999	8/22/2008	16:43	VL080822-3A
XXXXXXX	VOC_50PPBCSTD	C12000	8/22/2008	17:06	VL080822-3A
XXXXXXX	VL080822-3ICVICV	C12003	8/22/2008	18:17	VL080822-3A

Data Package ID: *VL0810031-1*

5A

Volatile Organic GC/MS Tuning And Mass Calibration--Bromofluorobenzene (BFB)

Lab Name: **Paragon Analytics**
Work Order Number: 0810031
Client Name: URS
ClientProject ID: Cistern Excavation

BFB Injection Date: 10/9/2008
BFB Injection Time: 8:32
Instrument ID: HPV3

Reported on: Wednesday, October 15, 2008

Level: Low **Column:** CAP **FileID:** C12525

m/e	Ion Abundance Criteria SW8260_25B	% Relative Abundance
50	15.0 - 40.0 percent of mass 95	22.1
75	30.0 - 60.0 percent of mass 95	40.6
95	Base peak, 100 percent of relative abundance	100
96	5.0 - 9.0 percent of mass 95	6.5
173	Less than 2.0 percent of mass 174	0
174	Greater than 50.0 percent of mass 95	86.3
175	5.0 - 9.0 percent of mass 174	6.9
176	Greater than 95.0 percent < 101.0 percent of mass 174	97
177	5.0 - 9.0 percent of mass 176	6.6

THIS TUNE APPLIES TO THE FOLLOWING SAMPLES, MS/MSD, BLANKS, AND STANDARDS:

Client Sample ID	Lab Sample ID	Lab File ID	Date Analyzed	Time Analyzed	QC BatchID
XXXXXXX	VL081009-3LCS	C12526	10/9/2008	8:49	VL081009-3-1
XXXXXXX	CCV1CCV	C12526	10/9/2008	8:49	VL081009-3A
XXXXXXX	VL081009-3LCSD	C12527	10/9/2008	9:12	VL081009-3-1
XXXXXXX	VL081009-3MB	C12529	10/9/2008	9:59	VL081009-3-1
Trip Blank	0810031-4	C12530	10/9/2008	10:22	VL081009-3-1
Trip Blank	0810031-5	C12531	10/9/2008	10:46	VL081009-3-1
Cistern 100308	0810031-1	C12532	10/9/2008	11:09	VL081009-3-1
CD 100308	0810031-2	C12533	10/9/2008	11:51	VL081009-3-1
XXXXXXX	0810054-13	C12534	10/9/2008	12:14	VL081009-3-1
XXXXXXX	0810054-11RR1	C12535	10/9/2008	12:37	VL081009-3-1
XXXXXXX	0810054-12RR1	C12536	10/9/2008	13:01	VL081009-3-1
XXXXXXX	0810054-12MSRR1	C12537	10/9/2008	13:24	VL081009-3-1
XXXXXXX	0810054-12MSDRR1	C12538	10/9/2008	13:48	VL081009-3-1

Data Package ID: *VL0810031-1*

5A

Volatile Organic GC/MS Tuning And Mass Calibration--Bromofluorobenzene (BFB)

Lab Name: **Paragon Analytics**
Work Order Number: 0810031
Client Name: URS
ClientProject ID: Cistern Excavation

BFB Injection Date: 8/5/2008
BFB Injection Time: 18:22
Instrument ID: HPV2

Reported on: Wednesday, October 15, 2008

Level: Low **Column:** CAP **FileID:** B52508

m/e	Ion Abundance Criteria EPA624B	% Relative Abundance
50	15.0 - 40.0 percent of mass 95	20.2
75	30.0 - 60.0 percent of mass 95	42.2
95	Base peak, 100 percent of relative abundance	100
96	5.0 - 9.0 percent of mass 95	6.5
173	Less than 2.0 percent of mass 174	0.2
174	Greater than 50.0 percent of mass 95	62.1
175	5.0 - 9.0 percent of mass 174	7.1
176	Greater than 95.0 percent < 101.0 percent of mass 174	96.9
177	5.0 - 9.0 percent of mass 176	6.5

THIS TUNE APPLIES TO THE FOLLOWING SAMPLES, MS/MSD, BLANKS, AND STANDARDS:

Client Sample ID	Lab Sample ID	Lab File ID	Date Analyzed	Time Analyzed	QC BatchID
XXXXXXX	VOC_2.0ppbCSTD	B52510	8/5/2008	18:57	VL080805-2A
XXXXXXX	VOC_5.0ppbCSTD	B52511	8/5/2008	19:20	VL080805-2A
XXXXXXX	VOC_10ppbCSTD	B52512	8/5/2008	19:44	VL080805-2A
XXXXXXX	VOC_20ppbCSTD	B52513	8/5/2008	20:06	VL080805-2A
XXXXXXX	VOC_50ppbCSTD	B52515	8/5/2008	20:51	VL080805-2A
XXXXXXX	VOC_75ppbCSTD	B52517	8/5/2008	21:37	VL080805-2A
XXXXXXX	VOC_100ppbCSTD	B52519	8/5/2008	22:23	VL080805-2A
XXXXXXX	VOC_150ppbCSTD	B52521	8/5/2008	23:08	VL080805-2A
XXXXXXX	VL080805-2LCS	B52524	8/6/2008	0:15	VL080805-2-1
XXXXXXX	ICVICV	B52524	8/6/2008	0:15	VL080805-2A
XXXXXXX	VL080805-2LCSD	B52525	8/6/2008	0:38	VL080805-2-1
XXXXXXX	VL080805-2MB	B52528	8/6/2008	1:47	VL080805-2-1
XXXXXXX	0807079-25	B52533	8/6/2008	3:41	VL080805-2-1
XXXXXXX	0807079-25RR1	B52537	8/6/2008	5:11	VL080805-2-1

Data Package ID: *VL0810031-2*

5A

Volatile Organic GC/MS Tuning And Mass Calibration--Bromofluorobenzene (BFB)

Lab Name: **Paragon Analytics**
Work Order Number: 0810031
Client Name: URS
ClientProject ID: Cistern Excavation

BFB Injection Date: 10/6/2008
BFB Injection Time: 13:30
Instrument ID: HPV2

Reported on: Wednesday, October 15, 2008

Level: Low **Column:** CAP **FileID:** B53570

m/e	Ion Abundance Criteria SW8260B	% Relative Abundance
50	15.0 - 40.0 percent of mass 95	19.3
75	30.0 - 60.0 percent of mass 95	41.1
95	Base peak, 100 percent of relative abundance	100
96	5.0 - 9.0 percent of mass 95	6.7
173	Less than 2.0 percent of mass 174	0
174	Greater than 50.0 percent of mass 95	66.2
175	5.0 - 9.0 percent of mass 174	7.1
176	Greater than 95.0 percent < 101.0 percent of mass 174	97.1
177	5.0 - 9.0 percent of mass 176	6.4

THIS TUNE APPLIES TO THE FOLLOWING SAMPLES, MS/MSD, BLANKS, AND STANDARDS:

Client Sample ID	Lab Sample ID	Lab File ID	Date Analyzed	Time Analyzed	QC BatchID
XXXXXXX	CCV1CCV	B53573	10/6/2008	14:28	VL081006-5A
XXXXXXX	VL081006-2LCS	B53574	10/6/2008	14:50	VL081006-5-1
XXXXXXX	VL081006-2LCS	B53574	10/6/2008	14:50	VL081006-5-2
XXXXXXX	VL081006-2LCS	B53574	10/6/2008	14:50	VL081006-5-3
XXXXXXX	VL081006-2LCSD	B53575	10/6/2008	15:13	VL081006-5-1
XXXXXXX	VL081006-2LCSD	B53575	10/6/2008	15:13	VL081006-5-2
XXXXXXX	VL081006-2LCSD	B53575	10/6/2008	15:13	VL081006-5-3
XXXXXXX	VL081006-2MB	B53577	10/6/2008	15:59	VL081006-5-3
XXXXXXX	VL081006-2MB	B53577	10/6/2008	15:59	VL081006-5-1
XXXXXXX	VL081006-2MB	B53577	10/6/2008	15:59	VL081006-5-2
XXXXXXX	0809213-4RR4	B53578	10/6/2008	16:22	VL081006-5-2
XXXXXXX	0809213-4RR5	B53580	10/6/2008	17:08	VL081006-5-2
XXXXXXX	0809213-4RR6	B53582	10/6/2008	17:53	VL081006-5-2
Cistern 100308-S	0810031-3	B53591	10/6/2008	21:22	VL081006-5-1
Cistern 100308-S	0810031-3	B53591	10/6/2008	21:22	VL081006-5-2
Cistern 100308-S	0810031-3	B53591	10/6/2008	21:22	VL081006-5-3
Cistern 100308-S	0810031-3MS	B53592	10/6/2008	21:46	VL081006-5-1

Data Package ID: *VL0810031-2*

5A

Volatile Organic GC/MS Tuning And Mass Calibration--Bromofluorobenzene (BFB)

Lab Name: **Paragon Analytics**
Work Order Number: 0810031
Client Name: URS
ClientProject ID: Cistern Excavation

BFB Injection Date: 10/6/2008
BFB Injection Time: 13:30
Instrument ID: HPV2

Reported on: Wednesday, October 15, 2008

Level: Low **Column:** CAP **FileID:** B53570

m/e	Ion Abundance Criteria SW8260B	% Relative Abundance
50	15.0 - 40.0 percent of mass 95	19.3
75	30.0 - 60.0 percent of mass 95	41.1
95	Base peak, 100 percent of relative abundance	100
96	5.0 - 9.0 percent of mass 95	6.7
173	Less than 2.0 percent of mass 174	0
174	Greater than 50.0 percent of mass 95	66.2
175	5.0 - 9.0 percent of mass 174	7.1
176	Greater than 95.0 percent < 101.0 percent of mass 174	97.1
177	5.0 - 9.0 percent of mass 176	6.4

THIS TUNE APPLIES TO THE FOLLOWING SAMPLES, MS/MSD, BLANKS, AND STANDARDS:

Client Sample ID	Lab Sample ID	Lab File ID	Date Analyzed	Time Analyzed	QC BatchID
Cistern 100308-S	0810031-3MS	B53592	10/6/2008	21:46	VL081006-5-2
Cistern 100308-S	0810031-3MS	B53592	10/6/2008	21:46	VL081006-5-3
Cistern 100308-S	0810031-3MSD	B53593	10/6/2008	22:09	VL081006-5-3
Cistern 100308-S	0810031-3MSD	B53593	10/6/2008	22:09	VL081006-5-1
Cistern 100308-S	0810031-3MSD	B53593	10/6/2008	22:09	VL081006-5-2

Data Package ID: *VL0810031-2*

Calibration ID: 082208W
Instrument ID: HPV3
Calibration Date: 8/22/2008

Paragon Analytics

Initial Calibration Report

Analyte	FileName:	C11986.D	C11987.D	C11988.D	C11989.D	C11999.D	C11992.D	C11994.D	C11996.D	C12000.D	AvgR	%RSD		Curve Type	Higher Order Equation Corr	QuadTerm	LinearTerm	ConstTerm
	Cal LVL ID:	0.5	1	2	5	10	15	20	35	50								
fluorobenzene													ISTD	AvgRF				
dichlorodifluoromethane		0.5658	0.6642	0.6165	0.6039	0.6383	0.6077	0.6341	0.5546	0.5596	0.6050	6.33		AvgRF				
chloromethane		0.6626	0.7167	0.6730	0.6280	0.6672	0.6384	0.6534	0.6498	0.6363	0.6584	4.02	SPCC	AvgRF				
vinyl chloride		0.4868	0.4472	0.4328	0.4294	0.4619	0.4623	0.4566	0.4421	0.4141	0.4481	4.83	CCC	AvgRF				
bromomethane		0.2932	0.2919	0.2897	0.2857	0.3122	0.2819	0.3002	0.2891	0.2741	0.2909	3.73		AvgRF				
chloroethane		0.2446	0.2255	0.1988	0.1853	0.1905	0.1876	0.1908	0.1783	0.1680	0.1966	12.17		AvgRF				
trichlorofluoromethane		0.5449	0.6194	0.5632	0.5331	0.5901	0.5744	0.5839	0.5508	0.5303	0.5656	5.18		AvgRF				
ethanol		—	—	—	0.0019	0.0018	0.0016	0.0016	0.0016	0.0015 →	0.0017	7.80		AvgRF				
acrolein		0.0073	0.0104	0.0097	0.0088	0.0138	0.0101	0.0116	0.0128	0.0140	0.0110	20.73		quadratic	0.9973	0.000190	0.010144	0.000059
1,1,2-trichloro-1,2,2-trifluoroethane		0.3282	0.3971	0.3806	0.3748	0.4566	0.3802	0.3890	0.4121	0.4211	0.3933	9.02		AvgRF				
1,1-dichloroethene		0.3611	0.3475	0.3493	0.3379	0.3648	0.3493	0.3560	0.3525	0.3112	0.3477	4.55	CCC	AvgRF				
acetone		—	0.0122	0.0110	0.0093	0.0101	0.0101	0.0099	0.0098	0.0092	0.0102	9.64		AvgRF				
iodomethane		0.6082	0.7512	0.7561	0.7449	0.7752	0.7788	0.7645	0.7642	0.6920	0.7372	7.42		AvgRF				
carbon disulfide		1.2798	1.3309	1.3116	1.2842	1.4023	1.3471	1.3836	1.3559	1.2933	1.3320	3.29		AvgRF				
allyl chloride		0.1770	0.2204	0.1883	0.2094	0.2187	0.2067	0.2051	0.2004	0.1889	0.2017	7.21		AvgRF				
acetonitrile		—	—	0.0235	0.0250	0.0251	0.0247	0.0231	0.0206	0.0225	0.0235	6.91		AvgRF				
methylene chloride		0.3966	0.3972	0.3774	0.3820	0.3818	0.3652	0.3532	0.3465	0.3276	0.3697	6.37		AvgRF				
tert-butanol		—	—	0.0084	0.0099	0.0103	0.0107	0.0104	0.0098	0.0098	0.0099	7.53		AvgRF				
methyl tertiary butyl ether		0.4155	0.4381	0.4666	0.4581	0.4723	0.4752	0.4627	0.4679	0.4516	0.4564	4.19		AvgRF				
trans-1,2-dichloroethene		0.3639	0.3868	0.3539	0.3637	0.3976	0.3708	0.3917	0.3661	0.3625	0.3730	4.07		AvgRF				
acrylonitrile		0.0535	0.0539	0.0539	0.0541	0.0604	0.0585	0.0579	0.0567	0.0527	0.0557	4.89		AvgRF				
isopropyl ether		1.4456	1.6756	1.4738	1.4974	1.5402	1.5442	1.5612	1.3777	1.4215	1.5041	5.89		AvgRF				
vinyl acetate		—	0.5280	0.3809	0.3475	0.5013	0.3657	0.4407	0.3708	0.3878	0.4153	16.20		linear	0.9914		0.380806	0.010784
1,1-dichloroethane		0.7362	0.8488	0.7513	0.7976	0.9006	0.8139	0.8693	0.7745	0.7453	0.8042	7.28	SPCC	AvgRF				
chloroprene		0.4732	0.5200	0.5488	0.5398	0.5614	0.5668	0.5712	0.5553	0.5550	0.5435	5.61		AvgRF				
ethyl tert-butyl ether		0.7329	0.8769	0.8785	0.7919	0.9623	0.8812	0.9024	0.8884	0.7935	0.8564	8.18		AvgRF				
2,2-dichloropropane		0.4940	0.4640	0.4415	0.4410	0.4549	0.4255	0.4306	0.4220	0.3742	0.4386	7.50		AvgRF				
2-butanone		0.0932	0.0856	0.0855	0.0768	0.0835	0.0796	0.0813	0.0805	0.0696	0.0817	7.98		AvgRF				
cis-1,2-dichloroethene		0.3913	0.4172	0.4026	0.3908	0.4362	0.4121	0.4359	0.4238	0.3717	0.4091	5.35		AvgRF				
propionitrile		0.0204	0.0178	0.0176	0.0188	0.0199	0.0203	0.0196	0.0192	0.0181	0.0191	5.62		AvgRF				
methacrylonitrile		0.0526	0.0445	0.0466	0.0505	0.0569	0.0580	0.0594	0.0551	0.0539	0.0531	9.57		AvgRF				
bromochloromethane		0.1553	0.1765	0.1806	0.1694	0.1931	0.1690	0.1778	0.1699	0.1668	0.1731	6.09		AvgRF				
chloroform		0.6655	0.7137	0.6687	0.6653	0.7346	0.6588	0.7471	0.6861	0.6766	0.6907	4.76	CCC	AvgRF				
dibromofluoromethane		0.3837	0.4015	0.4203	0.3764	0.3872	0.3764	0.3941	0.3989	0.3485	0.3874	5.18	SUR	AvgRF				
1,1,1-trichloroethane		0.4561	0.5040	0.5136	0.4741	0.5429	0.5122	0.5146	0.5373	0.4716	0.5029	5.93		AvgRF				
carbon tetrachloride		0.4079	0.4536	0.4430	0.4338	0.4797	0.4734	0.4854	0.4597	0.4288	0.4517	5.70		AvgRF				
1,1-dichloropropene		0.4153	0.5522	0.5016	0.4693	0.5412	0.4912	0.5199	0.4986	0.4665	0.4951	8.43		AvgRF				
1,2-dichloroethane-d4		0.2502	0.2661	0.2565	0.2336	0.2365	0.2603	0.2473	0.2308	0.2166	0.2442	6.56	SUR	AvgRF				
isobutyl alcohol		0.0063	0.0062	0.0062	0.0061	0.0062	0.0061	0.0059	0.0056	0.0056	0.0060	4.46		AvgRF				
tert-amyl methyl ether		0.0954	0.0882	0.1057	0.0978	0.0991	0.1044	0.0948	0.1023	0.0901	0.0975	6.19		AvgRF				
benzene		1.4404	1.5359	1.4736	1.4310	1.5211	1.4829	1.4667	1.4307	1.3451	1.4586	3.87		AvgRF				
1,2-dichloroethane		0.2995	0.3378	0.3549	0.3279	0.3675	0.3295	0.3261	0.3298	0.3043	0.3308	6.50		AvgRF				
trichloroethene		0.3369	0.4484	0.4052	0.4101	0.4095	0.4111	0.4312	0.4143	0.3892	0.4062	7.59		AvgRF				
1,2-dichloropropane		0.4165	0.4452	0.4133	0.3939	0.4496	0.4240	0.4083	0.3954	0.3993	0.4161	4.88	CCC	AvgRF				
methyl methacrylate		0.0673	0.0795	0.0890	0.0908	0.0947	0.0938	0.0930	0.0871	0.0886	0.0871	9.99		AvgRF				
1,4-dioxane		—	—	—	0.0007	0.0007	0.0007	0.0008	0.0009	0.0009 →	0.0008	8.03		AvgRF				
dibromomethane		0.1883	0.2157	0.1959	0.1958	0.2132	0.1876	0.2000	0.1975	0.1970	0.1990	4.87		AvgRF				
bromodichloromethane		0.3988	0.4163	0.4243	0.4277	0.4507	0.4065	0.4415	0.4122	0.3894	0.4186	4.71		AvgRF				
2-chloroethyl vinyl ether		—	—	0.1246	0.1237	0.1362	0.1314	0.1329	0.1280	0.1302	0.1296	3.45		AvgRF				
cis-1,3-dichloropropene		0.4174	0.4398	0.4416	0.4452	0.5074	0.4633	0.4748	0.4890	0.4585	0.4597	6.01		AvgRF				
4-methyl-2-pentanone		0.1755	0.1747	0.1849	0.1800	0.1839	0.1781	0.1868	0.1719	0.1717	0.1786	3.15		AvgRF				
chlorobenzene-d5													ISTD	AvgRF				
toluene-d8		2.6529	2.5996	2.8273	2.6261	2.8384	2.6986	2.7060	2.6778	2.4957	2.6803	4.00	SUR	AvgRF				
toluene		3.7691	3.4511	3.7004	3.5139	3.9774	3.7751	3.5657	3.9728	3.6530	3.7087	5.03	CCC	AvgRF				
ethyl methacrylate		—	0.5662	0.5435	0.5815	0.6268	0.6413	0.5516	0.5984	0.5797	0.5861	5.88		AvgRF				
trans-1,3-dichloropropene		0.8677	0.7679	0.7893	0.8847	0.9831	0.9593	0.8756	0.9488	0.9034	0.8867	8.25		AvgRF				
1,1,2-trichloroethane		0.5392	0.5559	0.5096	0.5581	0.5715	0.5350	0.5165	0.5878	0.5094	0.5426	5.15		AvgRF				
tetrachloroethene		0.6684	0.7606	0.7950	0.8243	0.9225	0.8657	0.8057	0.7815	0.7885	0.8014	8.74		AvgRF				
2-hexanone		—	—	0.1066	0.1368	0.1577	0.1479	0.1385	0.1467	0.1377	0.1389	11.55		AvgRF				
1,3-dichloropropane		0.8493	0.7168	0.8293	0.9140	0.9809	0.8527	0.8807	0.8565	0.8178	0.8553	8.39		AvgRF				
dibromochloromethane		0.7782	0.7478	0.7296	0.7881	0.9269	0.8780	0.8214	0.9202	0.8321	0.8247	8.67		AvgRF				
1,2-dibromoethane		0.5612	0.5805	0.5901	0.6735	0.7416	0.7080	0.6202	0.7107	0.6561	0.6491	9.93		AvgRF				
1-chlorohexane		1.2498	1.3003	1.2024	1.3777	1.5312	1.4735	1.3129	1.3789	1.3885	1.3572	7.66		AvgRF				
chlorobenzene		2.3905	2.4001	2.3227	2.4091	2.7921	2.5273	2.4640	2.3342	2.3164	2.4396	6.10	SPCC	AvgRF				
ethylbenzene		3.7583	3.9080	3.6327	3.7974	4.5465	4.1700	4.0852	4.0219	3.8867	3.9785	6.81	CCC	AvgRF				
1,1,1,2-tetrachloroethane		0.6459	0.7134	0.7536	0.7936	0.9104	0.8137	0.7880	0.8449	0.8129	0.7863	9.69		AvgRF				
m+p-xylene		1.3050	1.5192	1.3454	1.3720	1.6368	1.4249	1.5357	1.4206	1.4266	1.4429	7.21		AvgRF				
o-xylene		1.3542	1.3390	1.4084	1.5215	1.7083	1.4826	1.4804	1.5372	1.4706	1.4780	7.49		AvgRF				

Operator: twk-sop525r12: Notes: 10mL water (source B) [illegible] 8/25/08

Calibration ID:	082208W
Instrument ID:	HPV3
Calibration Date:	8/22/2008

Paragon Analytics

Initial Calibration Report

Analyte	FileName: / Cal LVL ID:	C11986.D 0.5	C11987.D 1	C11988.D 2	C11989.D 5	C11999.D 10	C11992.D 15	C11994.D 20	C11996.D 35	C12000.D 50	AvgR	%RSD		Curve Type	Higher Order Equation Corr	QuadTerm	LinearTerm	ConstTerm
styrene		1.7928	1.8341	1.8910	2.0380	2.4950	2.2372	2.0810	2.2234	2.1251	2.0797	10.75		AvgRF				
bromoform		0.3474	0.3825	0.3516	0.4092	0.4409	0.4390	0.4167	0.4568	0.4306	0.4083	9.69	SPCC	AvgRF				
isopropylbenzene		3.2915	3.3450	3.2460	3.7248	4.1308	3.7623	3.3644	3.6463	3.2974	3.5343	8.49		AvgRF				
1,4-dichlorobenzene-d4													ISTD	AvgRF				
4-bromofluorobenzene		1.0938	1.1126	1.0189	1.0700	1.1034	1.1582	1.0864	1.0981	1.0578	1.0888	3.54	SUR	AvgRF				
1,1,2,2-tetrachloroethane		0.7595	0.8798	0.7845	0.8596	0.8572	0.8153	0.8150	0.8232	0.7780	0.8191	4.97	SPCC	AvgRF				
trans-1,4-dichloro-2-butene		0.1387	0.1890	0.1775	0.2004	0.1963	0.1949	0.1892	0.1887	0.1790	0.1837	10.05		AvgRF				
n-propylbenzene		5.6002	5.9087	5.5603	5.9446	6.3231	5.9470	5.8064	5.9356	5.7603	5.8651	3.85		AvgRF				
1,2,3-trichloropropane		0.1732	0.1412	0.1332	0.1424	0.1459	0.1470	0.1409	0.1473	0.1335	0.1450	8.15		AvgRF				
bromobenzene		0.9775	1.0536	1.0277	1.1987	1.1972	1.1152	1.0778	1.1094	1.0822	1.0933	6.65		AvgRF				
1,3,5-trimethylbenzene		3.4315	3.7664	3.6437	4.0722	4.2302	3.9983	3.6414	3.7454	3.7755	3.8116	6.48		AvgRF				
2-chlorotoluene		1.0768	1.2410	1.0935	1.2162	1.2497	1.2280	1.0928	1.1525	1.1502	1.1667	5.91		AvgRF				
4-chlorotoluene		0.9662	1.1340	0.9795	1.0688	1.1517	1.1491	1.1147	1.1252	1.0497	1.0821	6.55		AvgRF				
tert-butylbenzene		0.5223	0.5849	0.5582	0.5908	0.6213	0.5909	0.5936	0.6101	0.5857	0.5842	4.97		AvgRF				
1,2,4-trimethylbenzene		3.2112	3.5827	3.1249	3.8345	3.8880	3.7838	3.7298	3.8230	3.4348	3.6014	7.87		AvgRF				
sec-butylbenzene		4.9933	4.9903	4.6622	4.9353	5.1757	5.1842	5.0600	5.1262	4.7697	4.9885	3.58		AvgRF				
p-isopropyltoluene		3.6359	3.9121	3.6231	3.9618	4.0391	4.0122	3.8615	3.9025	3.7182	3.8518	4.06		AvgRF				
1,3-dichlorobenzene		1.8545	2.0467	1.9467	2.1865	2.1701	1.9998	1.9801	2.0309	1.9499	2.0184	5.28		AvgRF				
1,4-dichlorobenzene		1.9476	2.0951	1.7464	1.8396	1.9495	1.9584	1.8232	1.8871	1.8626	1.9010	5.29		AvgRF				
n-butylbenzene		3.5385	3.9254	3.4571	3.9758	4.1814	4.2337	3.9552	4.0908	3.9675	3.9250	6.75		AvgRF				
1,2-dichlorobenzene		1.5955	1.8194	1.5839	1.6912	1.8321	1.7869	1.7579	1.6791	1.6429	1.7099	5.47		AvgRF				
hexachloroethane		0.5003	0.6135	0.6465	0.6906	0.7241	0.7614	0.7164	0.7385	0.7208	0.6791	11.98		AvgRF				
1,2-dibromo-3-chloropropane		—	0.0832	0.0800	0.0975	0.1016	0.0915	0.0973	0.0960	0.0983	0.0932	8.29		AvgRF				
1,2,4-trichlorobenzene		0.8402	0.9492	1.0177	1.0772	1.1989	1.1385	1.1071	1.0808	1.1278	1.0597	10.30		AvgRF				
hexachlorobutadiene		0.6198	0.7871	0.6951	0.6883	0.7004	0.6605	0.7458	0.7360	0.6988	0.7035	6.93		AvgRF				
naphthalene		0.9874	1.0619	1.1036	1.2033	1.3034	1.2692	1.3366	1.3318	1.2576	1.2061	10.49		AvgRF				
1,2,3-trichlorobenzene		0.6896	0.8058	0.7932	0.8386	0.9256	0.8883	0.8270	0.8569	0.8072	0.8258	8.05		AvgRF				

Average RSD = 6.96

Operator: twk-sop525r12: Notes: 10mL water

mu 8/25/08

Paragon Analytics

Initial Calibration Verification

Lab Sample ID: VL080822-3ICV	**Calibration ID:** 082208W
Analysis Date: 8/22/2008	**Instrument ID:** HPV3
File Name: C12003	**Calibration Date:** 8/22/2008

		Analyte	AvgRF	CCRF	Expected Conc.	Found Conc.	%Dev. or % Drift	%Diff (Area)	RT Dev.	Curve Type
1)	ISTD	fluorobenzene						2.9	0.003	AvgRF
2)		dichlorodifluoromethane	0.6050	0.5584			-7.7		-0.004	AvgRF
3)	SPCC	chloromethane	0.6584	0.6277			-4.7		0.000	AvgRF
4)	CCC	vinyl chloride	0.4481	0.4354			-2.8		0.005	AvgRF
5)		bromomethane	0.2909	0.3004			3.3		0.001	AvgRF
6)		chloroethane	0.1966	0.1799			-8.5		0.000	AvgRF
7)		trichlorofluoromethane	0.5656	0.5857			3.6		0.004	AvgRF
8)		ethanol	0.0017	0.0014			-16.2		0.000	AvgRF
9)		acrolein			100.000	114.21	14.2		-0.005	quadratic
10)		1,1,2-trichloro-1,2,2-trifluoroethane	0.3933	0.4641			18.0		-0.003	AvgRF
11)	CCC	1,1-dichloroethene	0.3477	0.3408			-2.0		-0.001	AvgRF
12)		acetone	0.0102	0.0093			-8.7		-0.003	AvgRF
13)		iodomethane	0.7372	0.7166			-2.8		0.000	AvgRF
14)		carbon disulfide	1.3320	1.3485			1.2		0.004	AvgRF
15)		allyl chloride	0.2017	0.1987			-1.5		-0.004	AvgRF
16)		acetonitrile	0.0235	0.0225			-4.2		-0.004	AvgRF
17)		methylene chloride	0.3697	0.3406			-7.9		0.002	AvgRF
18)		tert-butanol	0.0099	0.0089			-9.6		0.002	AvgRF
19)		methyl tertiary butyl ether	0.4564	0.4215			-7.7		0.001	AvgRF
20)		trans-1,2-dichloroethene	0.3730	0.3722			-0.2		-0.001	AvgRF
21)		acrylonitrile	0.0557	0.0531			-4.7		-0.001	AvgRF
22)		isopropyl ether	1.5041	1.3682			-9.0		0.000	AvgRF
23)		vinyl acetate			10.000	9.49	-5.1		0.002	linear
24)	SPCC	1,1-dichloroethane	0.8042	0.8011			-0.4		0.002	AvgRF
25)		chloroprene	0.5435	0.5716			5.2		0.000	AvgRF
26)		ethyl tert-butyl ether	0.8564	0.8855			3.4		-0.004	AvgRF
27)		2,2-dichloropropane	0.4386	0.3831			-12.7		0.003	AvgRF
28)		2-butanone	0.0817	0.0752			-8.0		0.001	AvgRF
29)		cis-1,2-dichloroethene	0.4091	0.4140			1.2		-0.003	AvgRF
30)		propionitrile	0.0191	0.0183			-4.1		0.001	AvgRF
31)		methacrylonitrile	0.0531	0.0554			4.4		-0.001	AvgRF
32)		bromochloromethane	0.1731	0.1658			-4.3		-0.001	AvgRF
33)	CCC	chloroform	0.6907	0.6554			-5.1		0.002	AvgRF
35)		1,1,1-trichloroethane	0.5029	0.5223			3.9		-0.002	AvgRF
36)		carbon tetrachloride	0.4517	0.4609			2.0		-0.002	AvgRF
37)		1,1-dichloropropene	0.4951	0.4867			-1.7		-0.004	AvgRF
39)		isobutyl alcohol	0.0060	0.0050			-16.9		0.000	AvgRF
40)		tert-amyl methyl ether	0.0975	0.0984			0.9		-0.001	AvgRF
41)		benzene	1.4586	1.4597			0.1		0.005	AvgRF
42)		1,2-dichloroethane	0.3308	0.3361			1.6		-0.003	AvgRF
43)		trichloroethene	0.4062	0.4005			-1.4		0.002	AvgRF
44)	CCC	1,2-dichloropropane	0.4161	0.3865			-7.1		-0.002	AvgRF
45)		methyl methacrylate	0.0871	0.0830			-4.7		-0.002	AvgRF
46)		1,4-dioxane	0.0008	0.0007			-11.1		0.000	AvgRF
47)		dibromomethane	0.1990	0.2005			0.8		0.002	AvgRF
48)		bromodichloromethane	0.4186	0.4094			-2.2		0.003	AvgRF
49)		2-chloroethyl vinyl ether	0.1296	0.1324			2.2		0.003	AvgRF
50)		cis-1,3-dichloropropene	0.4597	0.4392			-4.5		0.001	AvgRF
51)		4-methyl-2-pentanone	0.1786	0.1699			-4.9		0.000	AvgRF
52)	ISTD	chlorobenzene-d5						9.3	-0.004	AvgRF
54)	CCC	toluene	3.7087	3.7000			-0.2		0.000	AvgRF
55)		ethyl methacrylate	0.5861	0.5290			-9.8		0.002	AvgRF
56)		trans-1,3-dichloropropene	0.8867	0.7967			-10.1		0.002	AvgRF
57)		1,1,2-trichloroethane	0.5426	0.5164			-4.8		0.005	AvgRF
58)		tetrachloroethene	0.8014	0.7444			-7.1		0.001	AvgRF
59)		2-hexanone	0.1389	0.1269			-8.6		-0.001	AvgRF
60)		1,3-dichloropropane	0.8553	0.7807			-8.7		0.005	AvgRF
61)		dibromochloromethane	0.8247	0.8088			-1.9		0.001	AvgRF
62)		1,2-dibromoethane	0.6491	0.6059			-6.7		0.001	AvgRF
63)		1-chlorohexane	1.3572	1.2605			-7.1		0.002	AvgRF
64)	SPCC	chlorobenzene	2.4396	2.3218			-4.8		0.002	AvgRF
65)	CCC	ethylbenzene	3.9785	3.5528			-10.7		0.002	AvgRF
66)		1,1,1,2-tetrachloroethane	0.7863	0.7791			-0.9		-0.004	AvgRF

Operator: twk-sop525r12: Source A mu 8/25/08

Paragon Analytics

Initial Calibration Verification

Lab Sample ID:	VL080822-3ICV	**Calibration ID:**	082208W
Analysis Date:	8/22/2008	**Instrument ID:**	HPV3
File Name:	C12003	**Calibration Date:**	8/22/2008

		Analyte	AvgRF	CCRF	Expected Conc.	Found Conc.	%Dev. or % Drift	%Diff (Area)	RT Dev.	Curve Type
67)		m+p-xylene	1.4429	1.4283			-1.0		0.004	AvgRF
68)		o-xylene	1.4780	1.4357			-2.9		0.003	AvgRF
69)		styrene	2.0797	2.0399			-1.9		0.001	AvgRF
70)	SPCC	bromoform	0.4083	0.4032			-1.3		-0.001	AvgRF
71)		isopropylbenzene	3.5343	3.5605			0.7		0.001	AvgRF
72)	ISTD	1,4-dichlorobenzene-d4						2.1	-0.001	AvgRF
75)	SPCC	1,1,2,2-tetrachloroethane	0.8191	0.7874			-3.9		-0.002	AvgRF
76)		trans-1,4-dichloro-2-butene	0.1837	0.1927			4.8		-0.004	AvgRF
77)		n-propylbenzene	5.8651	5.8386			-0.5		-0.004	AvgRF
78)		1,2,3-trichloropropane	0.1450	0.1383			-4.6		0.004	AvgRF
79)		bromobenzene	1.0933	1.0989			0.5		0.002	AvgRF
80)		1,3,5-trimethylbenzene	3.8116	3.7692			-1.1		-0.002	AvgRF
81)		2-chlorotoluene	1.1667	1.1630			-0.3		0.004	AvgRF
82)		4-chlorotoluene	1.0821	1.0952			1.2		0.004	AvgRF
83)		tert-butylbenzene	0.5842	0.5854			0.2		0.001	AvgRF
84)		1,2,4-trimethylbenzene	3.6014	3.5709			-0.8		0.003	AvgRF
85)		sec-butylbenzene	4.9885	5.0259			0.7		0.005	AvgRF
86)		p-isopropyltoluene	3.8518	3.8745			0.6		-0.003	AvgRF
87)		1,3-dichlorobenzene	2.0184	2.0758			2.8		-0.005	AvgRF
88)		1,4-dichlorobenzene	1.9010	1.8701			-1.6		-0.003	AvgRF
89)		n-butylbenzene	3.9250	4.0681			3.6		0.004	AvgRF
90)		1,2-dichlorobenzene	1.7099	1.6331			-4.5		0.004	AvgRF
91)		hexachloroethane	0.6791	0.6815			0.3		-0.004	AvgRF
92)		1,2-dibromo-3-chloropropane	0.0932	0.1000			7.3		0.005	AvgRF
93)		1,2,4-trichlorobenzene	1.0597	1.1006			3.9		0.002	AvgRF
94)		hexachlorobutadiene	0.7035	0.7134			1.4		0.004	AvgRF
95)		naphthalene	1.2061	1.2495			3.6		-0.003	AvgRF
96)		1,2,3-trichlorobenzene	0.8258	0.8376			1.4		-0.001	AvgRF

Operator: twk-sop525r12:

m 8/25/08

Paragon Analytics

Continuing Calibration Verification

Lab Sample ID:	VL081009-3CCV	**Calibration ID:**	082208W
Analysis Date:	10/9/2008	**Instrument ID:**	HPV3
File Name:	C12526	**Calibration Date:**	8/22/2008

		Analyte	AvgRF	CCRF	Expected Conc.	Found Conc.	%Dev. or % Drift	%Diff (Area)	RT Dev.	Curve Type
1)	ISTD	fluorobenzene						2.2	-0.023	AvgRF
2)		dichlorodifluoromethane	0.6050	0.6855			13.3		-0.010	AvgRF
3)	SPCC	chloromethane	0.6584	0.7164			8.8		-0.005	AvgRF
4)	CCC	vinyl chloride	0.4481	0.5044			12.6		-0.017	AvgRF
5)		bromomethane	0.2909	0.3116			7.1		-0.020	AvgRF
6)		chloroethane	0.1966	0.2035			3.5		-0.016	AvgRF
7)		trichlorofluoromethane	0.5656	0.5795			2.5		-0.018	AvgRF
10)		1,1,2-trichloro-1,2,2-trifluoroethane	0.3933	0.4320			9.8		-0.025	AvgRF
11)	CCC	1,1-dichloroethene	0.3477	0.3543			1.9		-0.016	AvgRF
12)		acetone	0.0102	0.0085			-16.4		-0.024	AvgRF
13)		iodomethane	0.7372	0.7242			-1.8		-0.022	AvgRF
14)		carbon disulfide	1.3320	1.3133			-1.4		-0.028	AvgRF
17)		methylene chloride	0.3697	0.3492			-5.6		-0.029	AvgRF
19)		methyl tertiary butyl ether	0.4564	0.3875			-15.1		-0.021	AvgRF
20)		trans-1,2-dichloroethene	0.3730	0.3922			5.1		-0.023	AvgRF
23)		vinyl acetate			10.000	10.36	3.6		0.020	linear
24)	SPCC	1,1-dichloroethane	0.8042	0.7771			-3.4		-0.030	AvgRF
27)		2,2-dichloropropane	0.4386	0.4865			10.9		-0.029	AvgRF
28)		2-butanone	0.0817	0.0704			-13.9		-0.027	AvgRF
29)		cis-1,2-dichloroethene	0.4091	0.4094			0.1		-0.021	AvgRF
32)		bromochloromethane	0.1731	0.1650			-4.7		-0.032	AvgRF
33)	CCC	chloroform	0.6907	0.6708			-2.9		-0.030	AvgRF
35)		1,1,1-trichloroethane	0.5029	0.4934			-1.9		-0.018	AvgRF
36)		carbon tetrachloride	0.4517	0.4617			2.2		-0.024	AvgRF
37)		1,1-dichloropropene	0.4951	0.4887			-1.3		-0.025	AvgRF
41)		benzene	1.4586	1.3626			-6.6		-0.027	AvgRF
42)		1,2-dichloroethane	0.3308	0.2804			-15.2		-0.023	AvgRF
43)		trichloroethene	0.4062	0.4058			-0.1		-0.030	AvgRF
44)	CCC	1,2-dichloropropane	0.4161	0.4005			-3.8		-0.023	AvgRF
47)		dibromomethane	0.1990	0.1909			-4.1		-0.029	AvgRF
48)		bromodichloromethane	0.4186	0.3734			-10.8		-0.029	AvgRF
50)		cis-1,3-dichloropropene	0.4597	0.4265			-7.2		-0.024	AvgRF
51)		4-methyl-2-pentanone	0.1786	0.1560			-12.7		-0.026	AvgRF
52)	ISTD	chlorobenzene-d5						0.3	-0.030	AvgRF
54)	CCC	toluene	3.7087	3.8768			4.5		-0.036	AvgRF
56)		trans-1,3-dichloropropene	0.8867	0.8958			1.0		-0.029	AvgRF
57)		1,1,2-trichloroethane	0.5426	0.4875			-10.1		-0.021	AvgRF
58)		tetrachloroethene	0.8014	0.8883			10.9		-0.025	AvgRF
59)		2-hexanone	0.1389	0.1458			5.0		-0.033	AvgRF
60)		1,3-dichloropropane	0.8553	0.8598			0.5		-0.031	AvgRF
61)		dibromochloromethane	0.8247	0.8115			-1.6		-0.030	AvgRF
62)		1,2-dibromoethane	0.6491	0.6227			-4.1		-0.030	AvgRF
63)		1-chlorohexane	1.3572	1.4580			7.4		-0.024	AvgRF
64)	SPCC	chlorobenzene	2.4396	2.2817			-6.5		-0.030	AvgRF
65)	CCC	ethylbenzene	3.9785	4.0327			1.4		-0.023	AvgRF
66)		1,1,1,2-tetrachloroethane	0.7863	0.7763			-1.3		-0.029	AvgRF
67)		m+p-xylene	1.4429	1.5342			6.3		-0.025	AvgRF
68)		o-xylene	1.4780	1.6302			10.3		-0.029	AvgRF
69)		styrene	2.0797	2.2299			7.2		-0.015	AvgRF
70)	SPCC	bromoform	0.4083	0.3865			-5.3		-0.032	AvgRF
71)		isopropylbenzene	3.5343	3.5010			-0.9		-0.024	AvgRF
72)	ISTD	1,4-dichlorobenzene-d4						2.4	-0.026	AvgRF
75)	SPCC	1,1,2,2-tetrachloroethane	0.8191	0.7719			-5.8		-0.028	AvgRF
77)		n-propylbenzene	5.8651	6.2188			6.0		-0.030	AvgRF
78)		1,2,3-trichloropropane	0.1450	0.1301			-10.3		-0.022	AvgRF
79)		bromobenzene	1.0933	1.1159			2.1		-0.030	AvgRF
80)		1,3,5-trimethylbenzene	3.8116	3.9339			3.2		-0.034	AvgRF
81)		2-chlorotoluene	1.1667	1.1933			2.3		-0.028	AvgRF
82)		4-chlorotoluene	1.0821	1.1012			1.8		-0.021	AvgRF
83)		tert-butylbenzene	0.5842	0.5727			-2.0		-0.025	AvgRF
84)		1,2,4-trimethylbenzene	3.6014	3.5993			-0.1		-0.023	AvgRF
85)		sec-butylbenzene	4.9885	5.0024			0.3		-0.021	AvgRF
86)		p-isopropyltoluene	3.8518	3.8688			0.4		-0.025	AvgRF

Operator: sdw-sop525r12:

m 10/9/08

Paragon Analytics

Continuing Calibration Verification

Lab Sample ID:	VL081009-3CCV	**Calibration ID:**	082208W
Analysis Date:	10/9/2008	**Instrument ID:**	HPV3
File Name:	C12526	**Calibration Date:**	8/22/2008

	Analyte	AvgRF	CCRF	Expected Conc.	Found Conc.	%Dev. or % Drift	%Diff (Area)	RT Dev.	Curve Type
87)	1,3-dichlorobenzene	2.0184	1.9155			-5.1		-0.030	AvgRF
88)	1,4-dichlorobenzene	1.9010	1.8412			-3.1		-0.028	AvgRF
89)	n-butylbenzene	3.9250	4.2052			7.1		-0.032	AvgRF
90)	1,2-dichlorobenzene	1.7099	1.6011			-6.4		-0.022	AvgRF
92)	1,2-dibromo-3-chloropropane	0.0932	0.0822			-11.7		-0.027	AvgRF
93)	1,2,4-trichlorobenzene	1.0597	1.1105			4.8		-0.024	AvgRF
94)	hexachlorobutadiene	0.7035	0.7102			0.9		-0.033	AvgRF
95)	naphthalene	1.2061	1.1674			-3.2		-0.035	AvgRF
96)	1,2,3-trichlorobenzene	0.8258	0.7549			-8.6		-0.037	AvgRF

Nickname Filters

8260_25
8260_25Full

Operator: sdw-sop525r12:

mr 10/9/08

Calibration ID:	080508S
Instrument ID:	HPV2
Calibration Date:	8/5/2008

Paragon Analytics

Initial Calibration Report

Analyte	FileName: / Cal LVL ID:	B52510.D 2	B52511.D 5	B52512.D 10	B52513.D 20	B52515.D 50	B52517.D 75	B52519.D 100	B52521.D 150	AvgR	%RSD		Curve Type	Higher Order Equation Corr	Quad Term	Linear Term	Const Term
fluorobenzene												ISTD	AvgRF				
dichlorodifluoromethane		0.4309	0.4094	0.3837	0.4917	0.3892	0.4083	0.3807	0.3396	0.4042	10.98		AvgRF				
chloromethane		0.6346	0.5808	0.5336	0.5998	0.4946	0.5069	0.4834	0.4294	0.5329	12.77	SPCC	AvgRF				
vinyl chloride		0.3414	0.3127	0.2925	0.3244	0.2811	0.2944	0.2917	0.2591	0.2997	8.61	CCC	AvgRF				
bromomethane		0.2652	0.2254	0.2097	0.2118	0.1697	0.1581	0.1371	0.0921	0.1836	30.01		quadratic	0.9989	-0.04232	0.219326	0.000814
chloroethane			0.2506	0.2311	0.2341	0.2530	0	.2188	0.2044	0.1899	—	0.2260	10.28		AvgRF				
trichlorofluoromethane		0.4363	0.4230	0.3965	0.4663	0.4094	0.4190	0.4177	0.3622	0.4163	7.22		AvgRF				
ethanol		—	0.0050	0.0045	0.0044	0.0039	0	.0042	0.0040	0.0036	0.0042	11.19		AvgRF				
acrolein		0.0461	0.0600	0.0426	0.0477	0.0408	0.0422	0.0405	0.0385	0.0448	15.25		linear	0.9978		0.038658	0.021870
1,1,2-trichloro-1,2,2-trifluoroethane		0.3149	0.3022	0.2848	0.3311	0.2826	0.2894	0.2909	0.2567	0.2941	7.62		AvgRF				
1,1-dichloroethene		0.3139	0.2887	0.2612	0.2870	0.2696	0.2685	0.2707	0.2419	0.2752	7.79	CCC	AvgRF				
acetone		—	0.0277	0.0247	0.0234	0.0213	0	.0221	0.0220	0.0208	0.0232	10.42		AvgRF				
iodomethane		0.5484	0.5253	0.5034	0.5387	0.5183	0.5218	0.5208	0.4842	0.5201	3.81		AvgRF				
carbon disulfide		1.0690	1.0566	1.0224	1.0920	1.0410	1.0542	1.0584	0.9638	1.0447	3.67		AvgRF				
allyl chloride		0.1657	0.1623	0.1512	0.1624	0.1532	0.1555	0.1549	0.1392	0.1555	5.37		AvgRF				
acetonitrile		—	0.0328	0.0299	0.0356	0.0301	0	.0307	0.0302	0.0272	0.0309	8.49		AvgRF				
methylene chloride		0.4436	0.3640	0.3373	0.3371	0.3219	0.3256	0.3220	0.2997	0.3439	12.86		AvgRF				
tert-butanol		—	0.0359	0.0349	0.0399	0.0325	0	.0342	0.0337	0.0315	0.0347	7.87		AvgRF				
methyl tertiary butyl ether		0.7649	0.7031	0.6688	0.6865	0.6716	0.6721	0.6779	0.6482	0.6866	5.13		AvgRF				
trans-1,2-dichloroethene		0.3375	0.3219	0.2901	0.3198	0.3123	0.3068	0.3066	0.2823	0.3097	5.70		AvgRF				
acrylonitrile		0.1141	0.1430	0.1052	0.1057	0.0974	0.0995	0.0983	0.0916	0.1069	15.06		linear	0.9977		0.092451	0.048033
isopropyl ether		1.2188	1.1029	1.0719	1.1524	1.0641	1.0560	1.0895	1.0347	1.0988	5.47		AvgRF				
vinyl acetate		0.6747	0.6068	0.5654	0.5805	0.5733	0.5753	0.5739	0.5437	0.5867	6.75		AvgRF				
1,1-dichloroethane		0.6229	0.5681	0.5535	0.5717	0.5562	0.5534	0.5582	0.5294	0.5642	4.77	SPCC	AvgRF				
chloroprene		0.4494	0.4320	0.4239	0.4458	0.4470	0.4406	0.4278	0.4255	0.4365	2.38		AvgRF				
ethyl tert-butyl ether		1.0143	0.8922	0.8521	0.9016	0.8666	0.8553	0.8700	0.8373	0.8862	6.30		AvgRF				
2,2-dichloropropane		0.4408	0.3793	0.3546	0.3804	0.3694	0.3600	0.3530	0.3213	0.3698	9.26		AvgRF				
2-butanone		0.1784	0.1603	0.1394	0.1390	0.1300	0.1380	0.1318	0.1249	0.1427	12.50		AvgRF				
cis-1,2-dichloroethene		0.3729	0.3593	0.3339	0.3436	0.3373	0.3350	0.3387	0.3196	0.3425	4.81		AvgRF				
propionitrile		0.0436	0.0385	0.0363	0.0396	0.0364	0.0359	0.0356	0.0332	0.0374	8.44		AvgRF				
methacrylonitrile		0.5772	0.4864	0.4482	0.4893	0.4492	0.4395	0.4318	0.4033	0.4656	11.40		AvgRF				
bromochloromethane		0.1792	0.1669	0.1638	0.1617	0.1688	0.1674	0.1707	0.1619	0.1676	3.41		AvgRF				
chloroform		0.6050	0.5724	0.5474	0.5645	0.5529	0.5363	0.5458	0.5177	0.5552	4.71	CCC	AvgRF				
dibromofluoromethane		0.3119	0.3157	0.3126	0.3160	0.3119	0.3184	0.3287	0.3159	0.3162	1.54	SUR	AvgRF				
1,1,1-trichloroethane		0.4610	0.4573	0.4171	0.4521	0.4343	0.4194	0.4278	0.4001	0.4337	5.00		AvgRF				
carbon tetrachloride		0.3880	0.3956	0.3663	0.3961	0.3867	0.3760	0.3792	0.3544	0.3803	3.81		AvgRF				
1,1-dichloropropene		0.4186	0.3901	0.3656	0.3915	0.3856	0.3685	0.3756	0.3534	0.3811	5.26		AvgRF				
1,2-dichloroethane-d4		0.2697	0.2724	0.2665	0.2698	0.2638	0.2591	0.2701	0.2589	0.2663	1.94	SUR	AvgRF				
isobutyl alcohol		0.0331	0.0279	0.0267	0.0293	0.0267	0.0262	0.0258	0.0243	0.0275	9.85		AvgRF				
tert-amyl methyl ether		0.8840	0.7310	0.6816	0.7206	0.6834	0.6839	0.6889	0.6648	0.7173	9.87		AvgRF				
benzene		1.2717	1.1773	1.0961	1.1305	1.1090	1.0866	1.1017	1.0363	1.1261	6.30		AvgRF				
1,2-dichloroethane		0.4317	0.3894	0.3636	0.3682	0.3614	0.3590	0.3653	0.3467	0.3732	7.10		AvgRF				
trichloroethene		0.3543	0.3271	0.2853	0.3152	0.3031	0.2979	0.3068	0.2888	0.3098	7.26		AvgRF				
1,2-dichloropropane		0.3484	0.3328	0.3061	0.3197	0.3082	0.3049	0.3088	0.2946	0.3154	5.54	CCC	AvgRF				
methyl methacrylate		0.1893	0.1644	0.1618	0.1741	0.1618	0.1632	0.1646	0.1588	0.1673	5.97		AvgRF				
1,4-dioxane		0.0030	0.0028	0.0027	0.0030	0.0028	0.0028	0.0028	0.0026	0.0028	4.91		AvgRF				
dibromomethane		0.2345	0.2215	0.2065	0.2036	0.2016	0.2035	0.2010	0.1941	0.2083	6.31		AvgRF				
bromodichloromethane		0.4777	0.4488	0.3938	0.4115	0.4150	0.4074	0.4166	0.4009	0.4215	6.62		AvgRF				
2-chloroethyl vinyl ether		0.1692	0.1536	0.1521	0.1499	0.1488	0.1548	0.1582	0.1528	0.1549	4.18		AvgRF				
2-pentanone		0.2641	0.2321	0.2087	0.2478	0.2175	0.2213	0.2241	0.2146	0.2288	8.14		AvgRF				
cis-1,3-dichloropropene		0.5261	0.4974	0.4501	0.4756	0.4621	0.4606	0.4580	0.4448	0.4718	5.79		AvgRF				
4-methyl-2-pentanone		—	0.3363	0.2900	0.2907	0.2759	0	.2808	0.2720	0.2617	0.2868	8.39		AvgRF			
chlorobenzene-d5												ISTD	AvgRF				
toluene-d8		0.7905	0.7835	0.7509	0.7330	0.8081	0.8208	0.8454	0.8570	0.7987	5.41	SUR	AvgRF				
toluene		1.6067	1.4967	1.3244	1.3361	1.4294	1.4269	1.4202	1.4102	1.4313	6.26	CCC	AvgRF				
ethyl methacrylate		0.4794	0.4337	0.4056	0.4237	0.4449	0.4388	0.4372	0.4399	0.4379	4.76		AvgRF				
trans-1,3-dichloropropene		0.6591	0.5939	0.5074	0.5112	0.5454	0.5592	0.5479	0.5498	0.5592	8.70		AvgRF				
1,1,2-trichloroethane		0.3659	0.3316	0.2658	0.2765	0.2836	0.2874	0.2825	0.2844	0.2972	11.36		AvgRF				
tetrachloroethene		0.2784	0.2540	0.2225	0.2290	0.2464	0.2442	0.2419	0.2399	0.2445	6.90		AvgRF				
2-hexanone		—	0.3272	0.2704	0.2666	0.2728	0	.2849	0.2683	0.2662	0.2795	7.87		AvgRF			
1,3-dichloropropane		0.6848	0.5967	0.5087	0.5058	0.5366	0.5428	0.5402	0.5372	0.5566	10.56		AvgRF				
dibromochloromethane		0.4493	0.3998	0.3694	0.3655	0.3991	0.4051	0.4010	0.4036	0.3991	6.42		AvgRF				
1,2-dibromoethane		0.4488	0.4117	0.3522	0.3514	0.3693	0.3782	0.3766	0.3764	0.3831	8.49		AvgRF				
1-chlorohexane		0.5644	0.4925	0.4826	0.4843	0.5180	0.4996	0.5126	0.5041	0.5073	5.18		AvgRF				
chlorobenzene		1.2064	1.0433	0.9061	0.9055	0.9638	0.9570	0.9441	0.9437	0.9837	10.14	SPCC	AvgRF				
ethylbenzene		1.8860	1.6695	1.4761	1.4756	1.5463	1.5251	1.4968	1.4904	1.5707	9.06	CCC	AvgRF				
1,1,1,2-tetrachloroethane		0.4151	0.3599	0.3195	0.3124	0.3355	0.3255	0.3297	0.3321	0.3412	9.66		AvgRF				
m+p-xylene		0.7047	0.6519	0.5622	0.5769	0.5975	0.5820	0.5835	0.5658	0.6031	8.25		AvgRF				

Operator: sdw-sop525r12 Notes: 5mls htd water

Calibration ID:	080508S
Instrument ID:	HPV2
Calibration Date:	8/5/2008

Paragon Analytics

Initial Calibration Report

Analyte	FileName: / Cal LVL ID:	B52510.D 2	B52511.D 5	B52512.D 10	B52513.D 20	B52515.D 50	B52517.D 75	B52519.D 100	B52521.D 150	AvgR	%RSD		Curve Type	Higher Order Equation Corr	Quad Term	Linear Term	Const Term
o-xylene		0.7212	0.6510	0.5592	0.5626	0.6119	0.6065	0.5926	0.5927	0.6122	8.61		AvgRF				
styrene		1.2436	1.1363	0.9820	1.0091	1.0917	1.1014	1.0798	1.0602	1.0880	7.37		AvgRF				
bromoform		0.2957	0.2709	0.2288	0.2388	0.2522	0.2617	0.2568	0.2593	0.2580	7.84	SPCC	AvgRF				
isopropylbenzene		1.7241	1.5792	1.3815	1.4195	1.5037	1.4904	1.4811	1.4459	1.5032	7.13		AvgRF				
1,4-dichlorobenzene-d4												ISTD	AvgRF				
4-bromofluorobenzene		0.2835	0.2835	0.2770	0.2677	0.2964	0.2968	0.3126	0.3103	0.2910	5.44	SUR	AvgRF				
1,1,2,2-tetrachloroethane		1.3295	1.0639	1.0927	0.9997	1.0321	0.9740	0.9990		1.0701	11.35	SPCC	AvgRF				
trans-1,4-dichloro-2-butene		0.3028	0.2466	0.2440	0.2367	0.2398	0.2295	0.2334		0.2475	10.13		AvgRF				
n-propylbenzene		5.6991	4.9955	4.4177	4.5235	4.4179	4.4222	4.4103	4.5455	4.6790	9.75		AvgRF				
1,2,3-trichloropropane		0.3590	0.2895	0.3104	0.2761	0.2846	0.2757	0.2804		0.2965	10.11		AvgRF				
bromobenzene		1.0899	0.9721	0.8299	0.8794	0.8165	0.8316	0.8213	0.8512	0.8865	10.90		AvgRF				
1,3,5-trimethylbenzene		3.6470	3.3791	2.8484	3.0711	2.9108	2.8946	2.8484	2.9720	3.0714	9.47		AvgRF				
2-chlorotoluene		1.0933	0.9645	0.8361	0.8807	0.8334	0.8427	0.8298	0.8530	0.8917	10.41		AvgRF				
4-chlorotoluene		1.0454	0.9474	0.8314	0.8761	0.8267	0.8293	0.8220	0.8638	0.8802	8.94		AvgRF				
tert-butylbenzene		0.6377	0.6009	0.5160	0.5400	0.4974	0.5080	0.4994	0.5060	0.5382	9.79		AvgRF				
1,2,4-trimethylbenzene		3.5027	3.3283	2.8722	2.9571	2.7898	2.8183	2.8212	2.9156	3.0007	8.86		AvgRF				
sec-butylbenzene		4.8904	4.5478	3.9958	4.1150	3.8073	3.8622	3.8687	3.9437	4.1289	9.38		AvgRF				
p-isopropyltoluene		3.9801	3.5023	2.9952	3.1657	2.9807	3.0293	2.9886	3.1117	3.2192	10.95		AvgRF				
1,3-dichlorobenzene		1.7843	1.7061	1.4589	1.5435	1.4413	1.4569	1.4464	1.4859	1.5404	8.58		AvgRF				
1,4-dichlorobenzene		1.9468	1.6798	1.4673	1.5114	1.4274	1.4329	1.4325	1.4441	1.5428	11.90		AvgRF				
n-butylbenzene		3.7070	3.3898	3.0199	3.1459	2.9467	2.9157	2.9294	3.0374	3.1365	8.86		AvgRF				
1,2-dichlorobenzene		1.6975	1.5726	1.3468	1.4128	1.3514	1.3827	1.3395	1.3650	1.4335	9.13		AvgRF				
hexachloroethane		0.4751	0.4338	0.4174	0.4549	0.4221	0.4229	0.4224	0.4451	0.4367	4.63		AvgRF				
1,2-dibromo-3-chloropropane		0.1857	0.1855	0.1619	0.1616	0.1538	0.1681	0.1619	0.1659	0.1680	6.90		AvgRF				
1,2,4-trichlorobenzene		1.0372	0.9563	0.8164	0.9066	0.8084	0.8368	0.8306	0.8631	0.8819	9.09		AvgRF				
hexachlorobutadiene		0.6382	0.5985	0.5177	0.5108	0.4678	0.4698	0.4835	0.5066	0.5241	11.81		AvgRF				
naphthalene		2.6490	2.2548	1.9648	2.1423	1.9353	2.1072	2.0651	2.0981	2.1521	10.42		AvgRF				
1,2,3-trichlorobenzene		0.9835	0.8378	0.7278	0.7866	0.7061	0.7443	0.7547	0.7631	0.7880	11.22		AvgRF				

Average RSD = 8.19

SMJ 8/7/08

Operator: sdw-sop525r12 Notes: 5mls htd water

Paragon Analytics

Initial Calibration Verification

Lab Sample ID:	VL080805-2ICV	Calibration ID:	080508S
Analysis Date:	8/6/2008	Instrument ID:	HPV2
File Name:	B52524	Calibration Date:	8/5/2008

		Analyte	AvgRF	CCRF	Expected Conc.	Found Conc.	%Dev. or % Drift	%Diff (Area)	RT Dev.	Curve Type
1)	ISTD	fluorobenzene						7.2	0.000	AvgRF
2)		dichlorodifluoromethane	0.4042	0.3392			-16.1		-0.004	AvgRF
3)	SPCC	chloromethane	0.5329	0.4925			-7.6		0.001	AvgRF
4)	CCC	vinyl chloride	0.2997	0.2823			-5.8		-0.002	AvgRF
5)		bromomethane			50.000	44.31	-11.4		0.000	quadratic
6)		chloroethane	0.2260	0.2129			-5.8		-0.003	AvgRF
7)		trichlorofluoromethane	0.4163	0.3965			-4.8		0.004	AvgRF
8)		ethanol	0.0042	0.0043			2.1		-0.003	AvgRF
9)		acrolein			500.000	487.12	-2.6		-0.003	linear
10)		1,1,2-trichloro-1,2,2-trifluoroethan e	0.2941	0.2969			1.0		0.003	AvgRF
11)	CCC	1,1-dichloroethene	0.2752	0.2788			1.3		0.003	AvgRF
12)		acetone	0.0232	0.0224			-3.1		0.002	AvgRF
13)		iodomethane	0.5201	0.5085			-2.2		0.000	AvgRF
14)		carbon disulfide	1.0447	0.9829			-5.9		0.001	AvgRF
15)		allyl chloride	0.1555	0.1636			5.2		0.005	AvgRF
16)		acetonitrile	0.0309	0.0320			3.4		0.003	AvgRF
17)		methylene chloride	0.3439	0.3369			-2.0		0.003	AvgRF
18)		tert-butanol	0.0347	0.0351			1.3		-0.002	AvgRF
19)		methyl tertiary butyl ether	0.6866	0.7012			2.1		-0.002	AvgRF
20)		trans-1,2-dichloroethene	0.3097	0.3204			3.5		0.000	AvgRF
21)		acrylonitrile			500.000	510.29	2.1		-0.002	linear
22)		isopropyl ether	1.0988	1.1174			1.7		0.002	AvgRF
23)		vinyl acetate	0.5867	0.5684			-3.1		-0.004	AvgRF
24)	SPCC	1,1-dichloroethane	0.5642	0.5819			3.2		-0.001	AvgRF
25)		chloroprene	0.4365	0.4637			6.2		-0.001	AvgRF
26)		ethyl tert-butyl ether	0.8862	0.9102			2.7		-0.004	AvgRF
27)		2,2-dichloropropane	0.3698	0.3491			-5.6		-0.003	AvgRF
28)		2-butanone	0.1427	0.1370			-4.0		0.001	AvgRF
29)		cis-1,2-dichloroethene	0.3425	0.3532			3.1		0.000	AvgRF
30)		propionitrile	0.0374	0.0381			2.0		-0.004	AvgRF
31)		methacrylonitrile	0.4656	0.4678			0.5		-0.004	AvgRF
32)		bromochloromethane	0.1676	0.1684			0.5		-0.004	AvgRF
33)	CCC	chloroform	0.5552	0.5314			-4.3		-0.004	AvgRF
35)		1,1,1-trichloroethane	0.4337	0.4229			-2.5		0.001	AvgRF
36)		carbon tetrachloride	0.3803	0.3724			-2.1		0.002	AvgRF
37)		1,1-dichloropropene	0.3811	0.3957			3.8		0.000	AvgRF
39)		isobutyl alcohol	0.0275	0.0274			-0.5		-0.004	AvgRF
40)		tert-amyl methyl ether	0.7173	0.7156			-0.2		-0.005	AvgRF
41)		benzene	1.1261	1.0940			-2.9		-0.004	AvgRF
42)		1,2-dichloroethane	0.3732	0.3791			1.6		0.003	AvgRF
43)		trichloroethene	0.3098	0.3132			1.1		-0.002	AvgRF
44)	CCC	1,2-dichloropropane	0.3154	0.3209			1.7		0.000	AvgRF
45)		methyl methacrylate	0.1673	0.1797			7.4		-0.001	AvgRF
46)		1,4-dioxane	0.0028	0.0031			9.4		-0.003	AvgRF
47)		dibromomethane	0.2083	0.2202			5.7		0.001	AvgRF
48)		bromodichloromethane	0.4215	0.4143			-1.7		0.000	AvgRF
49)		2-chloroethyl vinyl ether	0.1549	0.1617			4.4		0.003	AvgRF
50)		cis-1,3-dichloropropene	0.4718	0.4779			1.3		0.001	AvgRF
50)		2-pentanone	0.2288	0.2283			-0.2		-0.004	AvgRF
51)		4-methyl-2-pentanone	0.2868	0.2866			-0.1		0.004	AvgRF
52)	ISTD	chlorobenzene-d5						2.9	-0.001	AvgRF
54)	CCC	toluene	1.4313	1.5541			8.6		-0.002	AvgRF
55)		ethyl methacrylate	0.4379	0.4985			13.8		0.003	AvgRF
56)		trans-1,3-dichloropropene	0.5592	0.5828			4.2		0.003	AvgRF
57)		1,1,2-trichloroethane	0.2972	0.3207			7.9		0.001	AvgRF
58)		tetrachloroethene	0.2445	0.2555			4.5		0.003	AvgRF
59)		2-hexanone	0.2795	0.2975			6.5		0.004	AvgRF
60)		1,3-dichloropropane	0.5566	0.5846			5.0		-0.002	AvgRF
61)		dibromochloromethane	0.3991	0.4913			23.1		-0.001	AvgRF
62)		1,2-dibromoethane	0.3831	0.4255			11.1		-0.005	AvgRF
63)		1-chlorohexane	0.5073	0.5525			8.9		0.000	AvgRF
64)	SPCC	chlorobenzene	0.9837	1.0307			4.8		-0.001	AvgRF
65)	CCC	ethylbenzene	1.5707	1.7023			8.4		-0.001	AvgRF

Operator: sdw-sop525r12

Paragon Analytics

Initial Calibration Verification

Lab Sample ID:	VL080805-2ICV	Calibration ID:	080508S
Analysis Date:	8/6/2008	Instrument ID:	HPV2
File Name:	B52524	Calibration Date:	8/5/2008

		Analyte	AvgRF	CCRF	Expected Conc.	Found Conc.	%Dev. or % Drift	%Diff (Area)	RT Dev.	Curve Type
66)		1,1,1,2-tetrachloroethane	0.3412	0.3646			6.9		-0.001	AvgRF
67)		m+p-xylene	0.6031	0.6608			9.6		-0.002	AvgRF
68)		o-xylene	0.6122	0.6686			9.2		0.003	AvgRF
69)		styrene	1.0880	1.1091			1.9		0.002	AvgRF
70)	SPCC	bromoform	0.2580	0.2746			6.4		0.001	AvgRF
71)		isopropylbenzene	1.5032	1.5791			5.1		-0.001	AvgRF
72)	ISTD	1,4-dichlorobenzene-d4						1.1	0.003	AvgRF
75)	SPCC	1,1,2,2-tetrachloroethane	1.0701	1.1956			11.7		0.004	AvgRF
76)		trans-1,4-dichloro-2-butene	0.2475	0.2866			15.8		0.002	AvgRF
77)		n-propylbenzene	4.6790	4.9406			5.6		0.005	AvgRF
78)		1,2,3-trichloropropane	0.2965	0.3198			7.9		0.002	AvgRF
79)		bromobenzene	0.8865	0.8990			1.4		0.004	AvgRF
80)		1,3,5-trimethylbenzene	3.0714	3.3047			7.6		0.003	AvgRF
81)		2-chlorotoluene	0.8917	0.9305			4.4		0.002	AvgRF
82)		4-chlorotoluene	0.8802	0.9002			2.3		0.001	AvgRF
83)		tert-butylbenzene	0.5382	0.5699			5.9		-0.001	AvgRF
84)		1,2,4-trimethylbenzene	3.0007	3.2075			6.9		-0.002	AvgRF
85)		sec-butylbenzene	4.1289	4.3577			5.5		-0.003	AvgRF
86)		p-isopropyltoluene	3.2192	3.3746			4.8		-0.005	AvgRF
87)		1,3-dichlorobenzene	1.5404	1.6345			6.1		0.003	AvgRF
88)		1,4-dichlorobenzene	1.5428	1.5539			0.7		0.002	AvgRF
89)		n-butylbenzene	3.1365	3.2962			5.1		0.000	AvgRF
90)		1,2-dichlorobenzene	1.4335	1.5206			6.1		-0.003	AvgRF
91)		hexachloroethane	0.4367	0.4807			10.1		-0.003	AvgRF
92)		1,2-dibromo-3-chloropropane	0.1680	0.1719			2.3		-0.003	AvgRF
93)		1,2,4-trichlorobenzene	0.8819	0.9102			3.2		-0.003	AvgRF
94)		hexachlorobutadiene	0.5241	0.5467			4.3		-0.002	AvgRF
95)		naphthalene	2.1521	2.1353			-0.8		0.001	AvgRF
96)		1,2,3-trichlorobenzene	0.7880	0.7739			-1.8		-0.002	AvgRF

gmw 8/7/08

Operator: sdw-sop525r12

Paragon Analytics

Continuing Calibration Verification

Lab Sample ID:	VL081006-2CCV	**Calibration ID:**	080508S
Analysis Date:	10/6/2008	**Instrument ID:**	HPV2
File Name:	B53573	**Calibration Date:**	8/5/2008

		Analyte	AvgRF	CCRF	Expected Conc.	Found Conc.	%Dev. or % Drift	%Diff (Area)	RT Dev.	Curve Type
1)	ISTD	fluorobenzene						8.6	0.013	AvgRF
2)		dichlorodifluoromethane	0.4042	0.3749			-7.3		0.019	AvgRF
3)	SPCC	chloromethane	0.5329	0.5327			0.0		0.004	AvgRF
4)	CCC	vinyl chloride	0.2997	0.2837			-5.3		0.021	AvgRF
5)		bromomethane			50.000	47.72	-4.6		0.013	quadratic
6)		chloroethane	0.2260	0.2451			8.5		0.020	AvgRF
7)		trichlorofluoromethane	0.4163	0.4078			-2.0		0.017	AvgRF
10)		1,1,2-trichloro-1,2,2-trifluoroethane	0.2941	0.2924			-0.6		0.006	AvgRF
11)	CCC	1,1-dichloroethene	0.2752	0.2562			-6.9		0.016	AvgRF
12)		acetone	0.0232	0.0205			-11.6		0.015	AvgRF
13)		iodomethane	0.5201	0.4575			-12.0		0.012	AvgRF
14)		carbon disulfide	1.0447	0.9028			-13.6		0.004	AvgRF
17)		methylene chloride	0.3439	0.2930			-14.8		0.005	AvgRF
19)		methyl tertiary butyl ether	0.6866	0.6073			-11.6		0.011	AvgRF
20)		trans-1,2-dichloroethene	0.3097	0.2822			-8.9		0.012	AvgRF
23)		vinyl acetate	0.5867	0.4560			-22.3		0.018	AvgRF
24)	SPCC	1,1-dichloroethane	0.5642	0.5189			-8.0		0.011	AvgRF
27)		2,2-dichloropropane	0.3698	0.3479			-5.9		0.020	AvgRF
28)		2-butanone	0.1427	0.1232			-13.7		0.004	AvgRF
29)		cis-1,2-dichloroethene	0.3425	0.3171			-7.4		0.022	AvgRF
32)		bromochloromethane	0.1676	0.1526			-8.9		0.019	AvgRF
33)	CCC	chloroform	0.5552	0.4871			-12.3		0.009	AvgRF
35)		1,1,1-trichloroethane	0.4337	0.3937			-9.2		0.004	AvgRF
36)		carbon tetrachloride	0.3803	0.3435			-9.7		0.015	AvgRF
37)		1,1-dichloropropene	0.3811	0.3493			-8.3		0.012	AvgRF
41)		benzene	1.1261	0.9969			-11.5		0.009	AvgRF
42)		1,2-dichloroethane	0.3732	0.3274			-12.2		0.016	AvgRF
43)		trichloroethene	0.3098	0.2857			-7.8		0.010	AvgRF
44)	CCC	1,2-dichloropropane	0.3154	0.2911			-7.7		0.003	AvgRF
47)		dibromomethane	0.2083	0.1928			-7.4		0.004	AvgRF
48)		bromodichloromethane	0.4215	0.3646			-13.5		0.013	AvgRF
50)		cis-1,3-dichloropropene	0.4718	0.4360			-7.6		0.004	AvgRF
51)		4-methyl-2-pentanone	0.2868	0.2602			-9.3		-0.003	AvgRF
52)	ISTD	chlorobenzene-d5						12.0	0.012	AvgRF
54)	CCC	toluene	1.4313	1.3524			-5.5		0.011	AvgRF
56)		trans-1,3-dichloropropene	0.5592	0.4869			-12.9		-0.004	AvgRF
57)		1,1,2-trichloroethane	0.2972	0.2648			-10.9		-0.006	AvgRF
58)		tetrachloroethene	0.2445	0.2172			-11.2		0.006	AvgRF
59)		2-hexanone	0.2795	0.2424			-13.3		0.007	AvgRF
60)		1,3-dichloropropane	0.5566	0.4780			-14.1		0.010	AvgRF
61)		dibromochloromethane	0.3991	0.4019			0.7		0.011	AvgRF
62)		1,2-dibromoethane	0.3831	0.3475			-9.3		0.008	AvgRF
63)		1-chlorohexane	0.5073	0.4621			-8.9		0.003	AvgRF
64)	SPCC	chlorobenzene	0.9837	0.8659			-12.0		0.012	AvgRF
65)	CCC	ethylbenzene	1.5707	1.4362			-8.6		0.012	AvgRF
66)		1,1,1,2-tetrachloroethane	0.3412	0.3003			-12.0		0.012	AvgRF
67)		m+p-xylene	0.6031	0.5581			-7.4		0.011	AvgRF
68)		o-xylene	0.6122	0.5713			-6.7		0.006	AvgRF
69)		styrene	1.0880	0.9139			-16.0		0.005	AvgRF
70)	SPCC	bromoform	0.2580	0.2141			-17.0		0.004	AvgRF
71)		isopropylbenzene	1.5032	1.3734			-8.6		0.012	AvgRF
72)	ISTD	1,4-dichlorobenzene-d4						0.4	0.005	AvgRF
75)	SPCC	1,1,2,2-tetrachloroethane	1.0701	1.0298			-3.8		0.007	AvgRF
77)		n-propylbenzene	4.6790	4.5320			-3.1		0.008	AvgRF
78)		1,2,3-trichloropropane	0.2965	0.2690			-9.3		0.005	AvgRF
79)		bromobenzene	0.8865	0.7968			-10.1		0.007	AvgRF
80)		1,3,5-trimethylbenzene	3.0714	2.9762			-3.1		-0.004	AvgRF
81)		2-chlorotoluene	0.8917	0.8515			-4.5		-0.005	AvgRF
82)		4-chlorotoluene	0.8802	0.8304			-5.7		0.003	AvgRF
83)		tert-butylbenzene	0.5382	0.5480			1.8		0.012	AvgRF
84)		1,2,4-trimethylbenzene	3.0007	2.9078			-3.1		0.011	AvgRF
85)		sec-butylbenzene	4.1289	4.0549			-1.8		0.010	AvgRF
86)		p-isopropyltoluene	3.2192	3.0930			-3.9		0.008	AvgRF

SAW 10/7/08

Operator: sdw-sop525r12

Paragon Analytics

Continuing Calibration Verification

Lab Sample ID:	VL081006-2CCV	**Calibration ID:**	080508S
Analysis Date:	10/6/2008	**Instrument ID:**	HPV2
File Name:	B53573	**Calibration Date:**	8/5/2008

	Analyte	AvgRF	CCRF	Expected Conc.	Found Conc.	%Dev. or % Drift	%Diff (Area)	RT Dev.	Curve Type
87)	1,3-dichlorobenzene	1.5404	1.4563			-5.5		0.006	AvgRF
88)	1,4-dichlorobenzene	1.5428	1.3471			-12.7		0.005	AvgRF
89)	n-butylbenzene	3.1365	3.0700			-2.1		0.003	AvgRF
90)	1,2-dichlorobenzene	1.4335	1.3577			-5.3		0.010	AvgRF
92)	1,2-dibromo-3-chloropropane	0.1680	0.1475			-12.2		0.010	AvgRF
93)	1,2,4-trichlorobenzene	0.8819	0.8309			-5.8		0.010	AvgRF
94)	hexachlorobutadiene	0.5241	0.5056			-3.5		0.001	AvgRF
95)	naphthalene	2.1521	1.9598			-8.9		0.004	AvgRF
96)	1,2,3-trichlorobenzene	0.7880	0.6938			-11.9		0.011	AvgRF

Nickname Filters

8260
8260_Full
8260_FullJacobsCastle30
8260_FullJacobsCastle60

SDW 10/7/08

Operator: sdw-sop525r12

8A

Volatile Internal Standard Area Summary

Lab Name: **Paragon Analytics** **Date Analyzed:** 10/9/2008
Work Order Number: 0810031 **Time Analyzed:** 8:49
Client Name: URS
ClientProject ID: Cistern Excavation **Reported on:** Wednesday, October 15, 2008

Instrument ID: HPV3
Lab File ID: C12526

	IS1		IS2		IS3		IS4		IS5		IS6	
	Area	RT	Area	RT	Area	RT	Area	RT	Area	RT	Area	RT
12 Hour STD	1938412	9.37	654461	12.52	536465	14.53						
Upper Limit	3876824	9.87	1308922	13.0	1072930	15.0						
Lower Limit	969206	8.87	327231	12.0	268233	14.0						
Lab Sample ID												
VL081009-3LCS	1938412	9.37	654461	12.52	536465	14.53						
VL081009-3LCSD	1927092	9.36	750384	12.50	587639	14.51						
VL081009-3MB	1785501	9.36	720146	12.51	555736	14.51						
0810031-4	1742102	9.37	670271	12.50	528686	14.51						
0810031-5	1747869	9.37	719469	12.50	535929	14.52						
0810031-1	1871501	9.37	690407	12.50	532713	14.52						
0810031-2	1741299	9.37	711866	12.50	518495	14.52						
0810054-13	1739414	9.37	726226	12.51	566320	14.52						
0810054-11RR1	1739434	9.37	680698	12.51	525239	14.52						
0810054-12RR1	1760884	9.37	610022	12.51	513418	14.52						
0810054-12MSRR1	1853682	9.37	641789	12.51	561743	14.52						
0810054-12MSDRR1	1822171	9.37	675492	12.51	580593	14.52						

Shaded values exceed established area count limits.

LIMS Version: 6.200A

Upper Limit = + 100 percent of internal standard area.
Lower Limit = - 50 percent of internal standard area.

8A

Volatile Internal Standard Area Summary

Lab Name: **Paragon Analytics** **Date Analyzed:** 10/6/2008
Work Order Number: 0810031 **Time Analyzed:** 14:28
Client Name: URS
ClientProject ID: Cistern Excavation **Reported on:** Wednesday, October 15, 2008

Instrument ID: HPV2
Lab File ID: B53573

	IS1		IS2		IS3		IS4		IS5		IS6	
	Area	RT	Area	RT	Area	RT	Area	RT	Area	RT	Area	RT
12 Hour STD	1378488	10.16	1033138	12.85	399178	14.64						
Upper Limit	2756976	10.7	2066276	13.4	798356	15.1						
Lower Limit	689244	9.66	516569	12.4	199589	14.1						
Lab Sample ID												
VL081006-2LCS	1382013	10.16	1081004	12.86	403873	14.63						
VL081006-2LCSD	1381328	10.16	1055348	12.86	403251	14.64						
VL081006-2MB	1277199	10.16	940911	12.86	345452	14.63						
0810031-3	1189068	10.15	853516	12.85	321613	14.62						
0810031-3MS	1249562	10.15	912506	12.85	341645	14.62						
0810031-3MSD	1200906	10.14	920619	12.84	340971	14.63						

Shaded values exceed established area count limits.

LIMS Version: 6.200A

Upper Limit = + 100 percent of internal standard area.
Lower Limit = - 50 percent of internal standard area.

Supporting Raw Data

GCMS Volatile Instrument Run Log - HPV3
Paragon Analytics, Inc.

Sequence Name: C:\HPCHEM\1\SEQUENCE\082208.S
Comment: HPV3: 10mL un-htd purge: Serial Number 2749A 00096
Data Path: C:\HPchem\1\DATA\082208\
Operator:twk-sop525r12: Analysis Date: 08/22/08 mc
Istd\Surr ID's (1.27655uL): ST080822-1 \ ST080822-2 Standard ID's: ST080805-4 / ST080822-3 / ST080804-30,-31,-33 (Source B)
Logbook Number: 3095 purge time: 7 min. desorb time & temp.: 1 min. @ 250° C

Vial	DataFile	Method	Sample Name	Dil.	Samp. Amt.	RA?	pH<2?	HS?	Comment
1	C11979	082208W	BLANK	1	10mL	NO	NA	NA	
2	C11980	082208W	BLANK						
3	C11981	082208W	PRIME						
4	C11982	082208W	BLANK						
100	C11983	BFB	BFB-TUNE1		1µL				mc 8/25/08 ~~ST080822~~ ST080811-2 (injection @ 10:40)
1	C11984	082208W	BLANK		10 mL				
2	C11985	082208W	BLANK						
3	C11986	082208W	VOC_0.5ppb_CSTD						1.25mL (of 20ppb) to 50mL
4	C11987	082208W	VOC_1ppb_CSTD						2.5mL
5	C11988	082208W	VOC_2ppb_CSTD						5mL
6	C11989	082208W	VOC_5ppb_CSTD						12.5mL
7	C11990	082208W	VOC_10ppb_CSTD			YES			no spikes added
8	C11991	082208W	BLANK			NO			
9	C11992	082208W	VOC_15ppb_CSTD						15µL each to 50mL
10	C11993	082208W	BLANK						
11	C11994	082208W	VOC_20ppb_ISDEF						40µL each (Source B) to 100mL F.V.
12	C11995	082208W	BLANK						
13	C11996	082208W	VOC_35ppb_CSTD						35µL each to 50mL
14	C11997	082208W	BLANK						
15	C11998	082208W	BLANK						
16	C11999	082208W	VOC_10ppb_CSTD						10µL each to 50mL
17	C12000	082208W	VOC_50ppb_CSTD						50µL each to 50mL
18	C12001	082208W	BLANK						
19	C12002	082208W	BLANK						
20	C12003	082208W	VL080822-3ICS						Source A: ST080804-14 / ST080728-3,-4,-5 / ST080921-1
21	C12004	082208W	VL080822-3LCSD						20µL-each to 100mL
22	C12005	082208W	BLANK						
23	C12006	082208W	VL080822-MB						
24	C12007	082208W	0808162-4				YES	NO	
25	C12008	082208W	0808162-6						
26	C12009	082208W	0808162-3						
27	C12010	082208W	0808162-5						
28	C12011	082208W	0808162-10						
29	C12012	082208W	0808162-2					YES<pea	
30	C12013	082208W	0808162-7 5X	5	10mL/50mL			YES<pea	
31	C12014	082208W	0808162-8 2X	2	25mL/50mL			YES<pea	(injection @ 22:34)

GCMS Volatile Instrument Run Log - HPV3
Paragon Analytics, Inc.

Sequence Name: C:\HPCHEM\1\SEQUENCE\100908.S
Comment: HPV3: 10mL un-htd purge: Serial Number 2749A 00096
Data Path: C:\HPchem\1\DATA\100908\
Operator:twk-sop525r12: Analysis Date: 10/09/08 ZM
Istd\Surr ID's (1.27655uL): ST081003-3 \ST081003-2 Standard ID's: ST080916-6,-8,-9/ST080926-2/ST081008-2 Calibration Standards
Logbook Number: 3095 purge time: 7 min. desorb time & temp.: 1 min. @ 250° C

Vial	DataFile	Method	Sample Name	Dil.	Samp. Amt.	RA?	pH<2?	HS?	Comment
1	C12522	082208W	BLANK	1	10mL	No	NA	NA	
2	C12523	082208W	BLANK						
3	C12524	082208W	PRIME						
100	C12525	BFB	BFB-TUNE1		1µL				ST080912-2 injection @ 08:32
4	C12526	082208W	VL081009-3CCS		10mL				20µL each (CAL std's), to 100mL
5	C12527	082208W	VL081009-3LCSD						
6	C12528	082208W	BLANK						
7	C12529	082208W	VL081009-3MB						All targets <MDL
8	C12530	082208W	0910031-4				YES	NO	
9	C12531	082208W	0910031-5						
10	C12532	082208W	0910031-1						
11	C12533	082208W	0910031-2						
12	C12534	082208W	0910054-13						
13	C12535	082208W	0910054-11 5X	5	10mL/50mL				
14	C12536	082208W	0910054-12 5X		10mL/50mL				
15	C12537	082208W	0910054-12MS 5X		20mL/100mL				20µL each (CAL STD's), to 100mL
16	C12538	082208W	0910054-12MSD 5X		20mL/100mL				
17	C12539	082208W	BLANK	1	10mL		NA	NA	
18	C12540	082208W	BLANK					NA	
19	C12541	082208W	RU20					NO	All <MDL
20	C12542	082208W	RU26					YES<pea	
21	C12543	082208W	RU39					NO	
22	C12544	082208W	RU40					NO	injection @ 16:09.

GCMS Volatile Instrument Run Log - HPV2
Paragon Analytics, Inc.

BFB - ST080710-1	
(source A)	(source B)
cal - ST080804-14	cal - ST080805-4
gas - ST080804-26	gas - ST080805-5
a-9 - ST080728-3	a-9 - ST080804-30
oxy - ST080728-4	oxy - ST080804-31
a&a - ST080728-5	a&a - ST080804-33
2-pent - ST080804-35	2-pent - ST080804-34

SDW 8-6-08

Sequence Name: C:\HPCHEM\1\SEQUENCE\080508.S
Comment: HPV2: 5mL htd purge: Serial Number 3188A03493
Data Path: C:\HPchem\1\DATA\080508\
Operator:sdw-sop525r12 Analysis Date: 8-5-08 SDW
Istd\Surr ID's (0.71779uL): ST080805-2 \ ST080805-3 Standard ID's:
Logbook Number: 3094 purge time: 8.0 min. desorb time & temp.: 1.0 min. @ 190 C

Vial	DataFile	Method	Sample Name	Dil.	Samp. Amt.	RA?	pH<2?	HS?	Comment
100	B52508	BFB2	BFB TUNE 1	1X	1µL	NO	NA	NA	BFB injected @ 1822
1	B52509	080508S	Blank		5mls.				
2	B52510	080508S	VOC_2.0ppb_CSTD						2µL to 50mls source A
3	B52511	080508S	VOC_5.0ppb_CSTD						5µL
4	B52512	080508S	VOC_10ppb_CSTD						10µL
5	B52513	080508S	VOC_20ppb_CSTD						20µL 5mls.
6	B52514	080508S	Blank						
7	B52515	080508S	VOC_50ppb_ISDEF						5µL to 5mls source A
8	B52516	080508S	Blank						
9	B52517	080508S	VOC_75ppb_CSTD						7.5µL to 5mls source A
10	B52518	080508S	Blank						
11	B52519	080508S	VOC_100ppb_CSTD						10µL to 5mls source A
12	B52520	080508S	Blank						
13	B52521	080508S	VOC_150ppb_CSTD						15µL to 5mls source A
14	B52522	080508S	Blank						
15	B52523	080508S	Blank						
16	B52524	080508S	VL080805-2ICS						5µL to 5mls source B (50ppb)
17	B52525	080508S	VL080805-2LCSD						
18	B52526	080508S	Blank						
19	B52527	080508S	Blank						
20	B52528	080508S	VL080805-2MB						All < MDL
21	B52529	080508S	0807079-* 4X	4X	see bottom of this page				
22	B52530	080508S	Blank	1X	5mls.				
23	B52531	080508S	0807079-* 4X	4X	see bottom of this page				
24	B52532	080508S	Blank	1X	5mls.				
25	B52533	080508S	0807079-* 2X	2X	see bottom of this page				
26	B52534	080508S	Blank	1X	5mls.				
27	B52535	080508S	0807079-* 2X	2X	see bottom of this page				
28	B52536	080508S	Blank	1X	5mls.				
29	B52537	080508S	0807079-*		see bottom of this page				naphthalene > ICAL
30	B52538	080508S	Blank		5mls.				
31	B52539	080508S	0807079-*		see bottom of this page				injected @ 0557 naphthalene > ICAL
32	B52540	080508S	Blank		5mls.				
33	B52541	080508S	Blank						
34	B52542	080508S	Blank						

0807079-* was created by combining the samples 0807079-25, -26, -27, and –28. Combining of these PE samples will not create any problems as each of these samples contains different compounds without any overlapping. The 1X dilution was prepared by adding 20uL of each of the samples to a final volume of 100mls, and the 2X dilution was prepared by adding 10uL of each of the samples to a final volume of 100mls, and the 4X dilution was prepared by adding 10uL of each sample to a final volume of 200mls.

0807079-*	20uL of each to 100mls final volume
0807079-* 2X	10uL of each to 100mls final volume
0807079-* 4X	10uL of each to 200mls final volume

SDW 8-6-08

GCMS Volatile Instrument Run Log - HPV2
Paragon Analytics, Inc.

SAW 10-7-08

BFB ST080912-2

QC spikes
cal - ST080916-6
gas - ST080930-1
a-9 - ST080916-8
oxy - ST080916-9
a&a - ST080916-10
2-pent - na
ketones - ST080926-2

Sequence Name: C:\HPCHEM\1\SEQUENCE\100608.S
Comment: HPV2: 5mL htd purge: Serial Number 3188A03493
Data Path: C:\HPchem\1\DATA\100608\
Operator:sdw-sop525r12 Analysis Date: 10-6-08 SAW
Istd\Surr ID's (0.71779uL): ST081001-1 \ ST081001-2 Standard ID's:
Logbook Number: 3094 purge time: 8.0 min. desorb time & temp.: 1.0 min. @ 190 C

Vial	DataFile	Method	Sample Name	Dil.	Samp. Amt.	RA?	pH<2?	HS?	Comment
40	B53566	080508S	Blank	1X	5mls.	NO	NA	NA	
41	B53567	080508S	Blank						
42	B53568	080508S	Blank						
43	B53569	080508S	Blank						
100	B53570	BFB2	BFB TUNE 1		1µL				BFB injected @ 1330
1	B53571	080508S	Prime		5mls				
2	B53572	080508S	VL081006-2CCV			yes			5µL to 5mls QC spikes (50ppb) NOT USED
3	B53573	080508S	VL081006-2CCV						
4	B53574	080508S	VL081006-2LCS		5grams				
5	B53575	080508S	VL081006-2LCSD						
6	B53576	080508S	Blank		5mls.				All<RL
7	B53577	080508S	VL081006-2MB		5grams.				All<MDL
8	B53578	080508S	0809213-4 5X	5X	1.0gram.				
9	B53579	080508S	Blank	1X	5mls.				All<MDL
10	B53580	080508S	0809213-4		5g				
11	B53581	080508S	Blank		5mls				All<RL
12	B53582	080508S	0809213-4		5g				
13	B53583	080508S	Blank		5mls.				All<RL
14	B53584	080508S	Blank						All<MDL
15	B53585	080508S	0810036-1		5.61g				
16	B53586	080508S	Blank		5mls				
17	B53587	080508S	0810036-2		6.21g				
18	B53588	080508S	Blank		5mls				
19	B53589	080508S	0810036-3		6.20g				
20	B53590	080508S	Blank		5mls				
21	B53591	080508S	0810031-3		5g				
22	B53592	080508S	0810031-3MS						5µL to 5mls QC spikes (50ppb)
23	B53593	080508S	0810031-3MSD						
24	B53594	080508S	Blank		5mls.				All<MDL
25	B53595	080508S	Blank						
26	B53596	080508S	0810037-2		5g				
27	B53597	080508S	Blank		5mls				
28	B53598	080508S	0810037-3		5g	yes.			injected @ 0003; All<MDL; All ISTD LOW
29	B53599	080508S	Blank		5mls.	NO			
30	B53600	080508S	Blank						

Calibration Raw Data

BFB

Data File : C:\HPCHEM\1\DATA\082208\C11983.D
Acq On : 22 Aug 2008 10:40
Sample : BFB-TUNE1
Misc : 50ng 4-BFB (1uL direct inj.)
MS Integration Params: ettics.p
Method : C:\HPCHEM\1\METHODS\082208W.M (RTE Integrator)
Title : GC/MS Volatiles (S.O.P. 525)

Vial: 100
Operator: twk-sop525r12
Inst : CSS Instr
Multiplr: 1.00

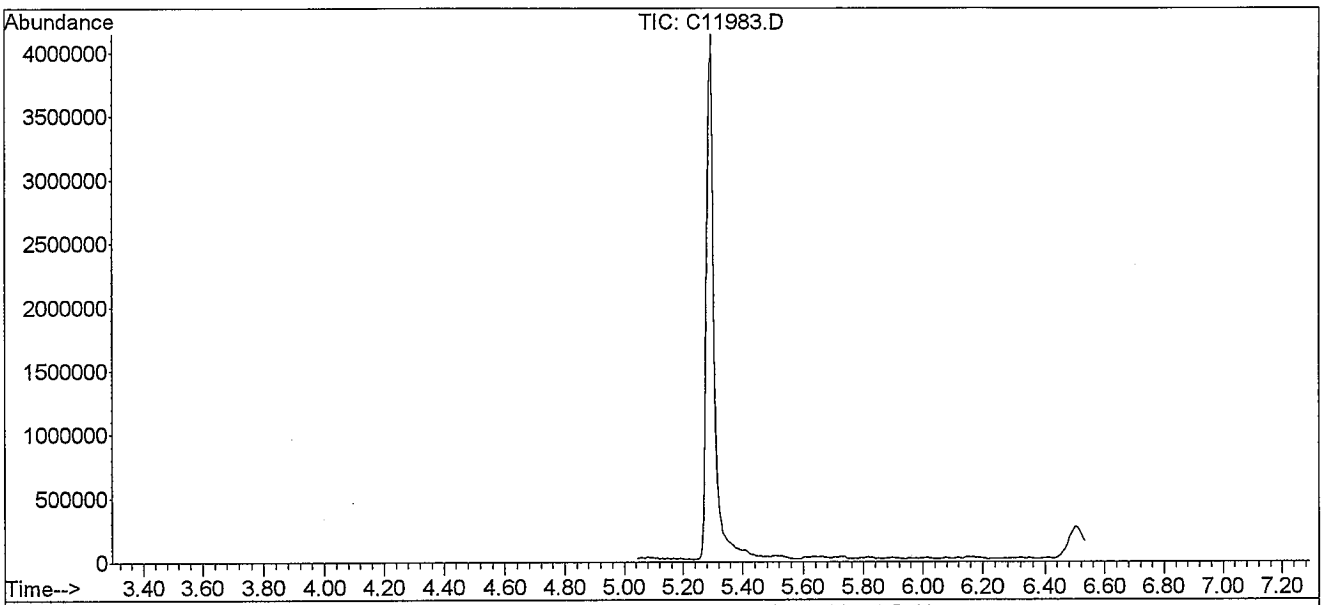

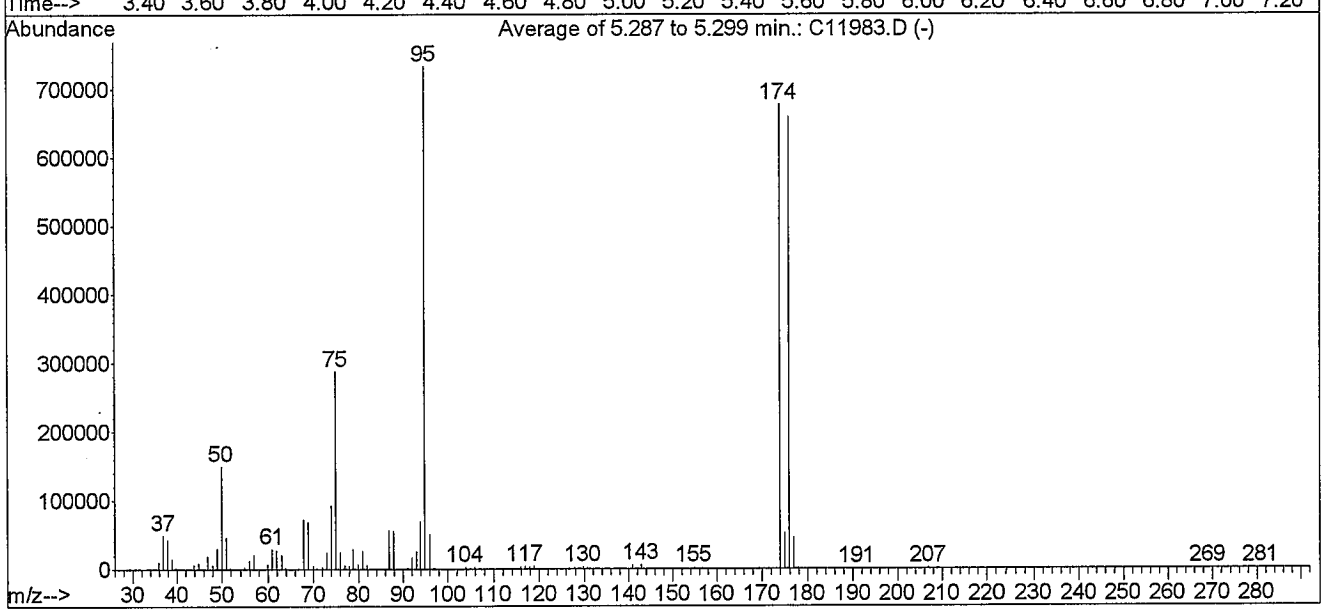

AutoFind: Scans 41, 42, 43; Background Corrected with Scan 33

Target Mass	Rel. to Mass	Lower Limit%	Upper Limit%	Rel. Abn%	Raw Abn	Result Pass/Fail
50	95	15	40	20.4	149613	PASS
75	95	30	60	39.2	287397	PASS
95	95	100	100	100.0	733461	PASS
96	95	5	9	6.8	50123	PASS
173	174	0.00	2	0.0	0	PASS
174	95	50	100	92.4	677419	PASS
175	174	5	9	7.5	50997	PASS
176	174	95	101	97.3	659349	PASS
177	176	5	9	6.8	44528	PASS

mw 8/25/08

C11983.D 082208W.M Fri Aug 22 15:55:04 2008

Quantitation Report (QT Reviewed)

Data File : C:\HPCHEM\1\DATA\082208\C11986.D Vial: 3
Acq On : 22 Aug 2008 11:39 Operator: twk-sop525r12:
Sample : VOC_0.5ppb_CSTD Inst : CSS Instr
Misc : 10mL water (source B) Multiplr: 1.00
MS Integration Params: ettics.p
Quant Time: Aug 22 12:31 2008 Quant Results File: 082208W.RES

Quant Method : C:\HPCHEM\1\METHODS\082208W.M (RTE Integrator)
Title : GC/MS Volatiles (S.O.P. 525)
Last Update : Fri Aug 22 12:28:09 2008
Response via : Initial Calibration
DataAcq Meth : 082208W

Internal Standards	R.T.	QIon	Response	Conc Units	Dev(Min)
1) Fluorobenzene	9.36	96	1926296	25.00 ppb	0.00
52) Chlorobenzene-d5	12.50	82	665398	25.00 ppb	0.00
72) 1,4-Dichlorobenzene-d4	14.51	152	546411	25.00 ppb	0.00
System Monitoring Compounds					
34) Dibromofluoromethane	8.55	113	739113	23.71 ppb	0.00
Spiked Amount 25.000	Range 80 - 124		Recovery = 94.84%		
38) 1,2-dichloroethane-d4	9.02	65	482030	23.82 ppb	-0.01
Spiked Amount 25.000	Range 62 - 139		Recovery = 95.28%		
53) Toluene-d8	11.05	98	1765221	24.26 ppb	-0.01
Spiked Amount 25.000	Range 81 - 119		Recovery = 97.04%		
73) 4-Bromofluorobenzene	13.54	95	597676	23.02 ppb	-0.01
Spiked Amount 25.000	Range 78 - 129		Recovery = 92.08%		

Target Compounds						Qvalue
2) Dichlorodifluoromethane	3.42	85	21797	0.43 ppb		98
3) Chloromethane	3.74	50	25529	0.46 ppb		91
4) Vinyl chloride	3.91	62	18755	0.49 ppb		86
5) Bromomethane	4.47	96	11295	0.47 ppb		97
6) Chloroethane	4.60	64	9424	0.57 ppb	#	69
7) Trichlorofluoromethane	4.93	101	20994	0.44 ppb		96
8) Ethanol	0.00	45	0	N.D. d		
9) Acrolein	5.60	56	2825	2.61 ppb	#	34
10) 1,1,2-Trichloro-1,2,2-trif	5.60	101	12645	0.40 ppb		90
11) 1,1-Dichloroethene	5.68	96	13910	0.51 ppb		86
12) Acetone	0.00	58	0	N.D. d		
13) Iodomethane	5.95	142	23430	0.39 ppb		98
14) Carbon Disulfide	6.04	76	49299	0.45 ppb		91
15) Allyl chloride	6.16	76	6819	0.47 ppb	#	82
16) Acetonitrile	6.22	41	11437	6.36 ppb	#	74
17) Methylene chloride	6.36	84	15279	0.46 ppb		88
18) tert-Butanol	0.00	59	0	N.D. d		
19) Methyl-t-butyl-ether	6.62	73	32012	0.92 ppb	#	86
20) trans-1,2-Dichloroethene	6.66	96	14021	0.48 ppb		70
21) Acrylonitrile	6.72	53	20621	4.67 ppb		85
22) Isopropyl ether	7.19	45	55694	0.46 ppb	#	90
23) Vinyl Acetate	0.00	43	0	N.D. d		
24) 1,1-Dichloroethane	7.23	63	28362	0.45 ppb		83
25) Chloroprene	7.32	53	18230m	0.46 ppb		
26) Ethyl tert-butyl ether	7.63	59	28234	0.44 ppb	#	85
27) 2,2-Dichloropropane	7.95	77	19033	0.52 ppb		94
28) 2-Butanone	0.00	43	0	N.D. d		
29) cis-1,2-Dichloroethene	7.98	96	15077	0.48 ppb		76
30) Propionitrile	8.14	54	7875	5.55 ppb	#	71
31) Methacrylonitrile	0.00	67	0	N.D. d		
32) Bromochloromethane	8.31	128	5982m	0.48 ppb		
33) Chloroform	8.34	83	25639	0.46 ppb		81
35) 1,1,1-Trichloroethane	8.59	97	17572	0.43 ppb		91
36) Carbon tetrachloride	8.76	117	15715	0.53 ppb		87
37) 1,1-Dichloropropene	8.79	75	15998	0.41 ppb		86
39) Isobutyl alcohol	0.00	43	0	N.D. d		
40) tert-Amyl methyl ether	0.00	87	0	N.D. d		
41) Benzene	9.04	78	55494	0.50 ppb	#	79
42) 1,2-Dichloroethane	9.12	62	11537	0.44 ppb	#	75
43) Trichloroethene	9.77	95	12981	0.42 ppb		82

(#) = qualifier out of range (m) = manual integration

m 8/25/08

Quantitation Report (QT Reviewed)

Data File : C:\HPCHEM\1\DATA\082208\C11986.D Vial: 3
Acq On : 22 Aug 2008 11:39 Operator: twk-sop525r12:
Sample : VOC_0.5ppb_CSTD Inst : CSS Instr
Misc : 10mL water (source B) Multiplr: 1.00
MS Integration Params: ettics.p
Quant Time: Aug 22 12:31 2008 Quant Results File: 082208W.RES

Quant Method : C:\HPCHEM\1\METHODS\082208W.M (RTE Integrator)
Title : GC/MS Volatiles (S.O.P. 525)
Last Update : Fri Aug 22 12:28:09 2008
Response via : Initial Calibration
DataAcq Meth : 082208W

	Compound	R.T.	QIon	Response	Conc Unit		Qvalue
44)	1,2-Dichloropropane	10.07	63	16045	0.48 ppb	#	94
45)	Methyl methacrylate	10.08	69	2593	0.37 ppb	#	32
46)	1,4-Dioxane	0.00	88	0	N.D.		
47)	Dibromomethane	10.21	93	7254	0.46 ppb		82
48)	Bromodichloromethane	10.34	83	15365	0.46 ppb		96
49)	2-Chloroethyl vinyl ether	10.62	63	4138	0.40 ppb	#	70
50)	cis-1,3-Dichloropropene	10.81	75	16080	0.43 ppb		96
51)	4-Methyl-2-Pentanone	10.92	43	27040	1.72 ppb	#	88
54)	Toluene	11.13	91	50159	0.52 ppb		93
55)	Ethyl methacrylate	0.00	69	0	N.D. d		
56)	trans-1,3-Dichloropropene	11.37	75	11547	0.47 ppb		76
57)	1,1,2-Trichloroethane	11.57	83	7175	0.50 ppb		77
58)	Tetrachloroethene	11.67	164	8895	0.44 ppb		81
59)	2-Hexanone	11.76	58	4432	1.12 ppb	#	62
60)	1,3-Dichloropropane	11.75	76	11302	0.50 ppb		93
61)	Dibromochloromethane	11.96	129	10356	0.50 ppb		82
62)	1,2-Dibromoethane	12.11	107	7469	0.45 ppb		86
63)	1-Chlorohexane	12.41	91	16629	0.50 ppb		96
64)	Chlorobenzene	12.53	112	31813	0.52 ppb		87
65)	Ethylbenzene	12.57	91	50015	0.47 ppb		86
66)	1,1,1,2-Tetrachloroethane	12.60	131	8595	0.43 ppb		96
67)	m,p-Xylene	12.67	106	34733	0.95 ppb		77
68)	o-Xylene	13.04	106	18022	0.48 ppb		72
69)	Styrene	13.07	104	23859	0.44 ppb		91
70)	Bromoform	13.29	173	4623	0.47 ppb	#	69
71)	Isopropylbenzene	13.34	105	43803	0.48 ppb		86
74)	1,1,2,2-Tetrachloroethane	13.64	83	8300	0.44 ppb	#	77
75)	trans-1,4-Dichloro-2-buten	13.69	53	1516	0.36 ppb	#	54
76)	n-Propylbenzene	13.69	91	61200	0.45 ppb		95
77)	1,2,3-Trichloropropane	13.72	110	1893	0.62 ppb	#	1
78)	Bromobenzene	13.70	156	10682	0.44 ppb		81
79)	1,3,5-Trimethylbenzene	13.82	105	37500	0.46 ppb		97
80)	2-Chlorotoluene	13.82	126	11767	0.48 ppb		92
81)	4-Chlorotoluene	13.93	126	10559	0.44 ppb		95
82)	tert-Butylbenzene	14.10	134	5708	0.46 ppb		59
83)	1,2,4-Trimethylbenzene	14.15	105	35093	0.45 ppb		99
84)	sec-Butylbenzene	14.28	105	54568	0.49 ppb		97
85)	p-Isopropyltoluene	14.38	119	39734	0.48 ppb		97
86)	1,3-Dichlorobenzene	14.46	146	20266	0.47 ppb		83
87)	1,4-Dichlorobenzene	14.53	146	21284	0.53 ppb	#	75
88)	n-Butylbenzene	14.73	91	38669	0.43 ppb		95
89)	1,2-Dichlorobenzene	14.87	146	17436	0.48 ppb		93
90)	Hexachloroethane	15.06	201	5467	0.45 ppb	#	79
91)	1,2-Dibromo-3-chloropropan	0.00	157	0	N.D. d		
92)	1,2,4-Trichlorobenzene	16.32	180	9182	0.41 ppb		90
93)	Hexachlorobutadiene	16.38	225	6773	0.46 ppb	#	67
94)	Naphthalene	16.63	128	10791	0.42 ppb		100
95)	1,2,3-Trichlorobenzene	16.88	180	7536	0.45 ppb	#	78

(#) = qualifier out of range (m) = manual integration

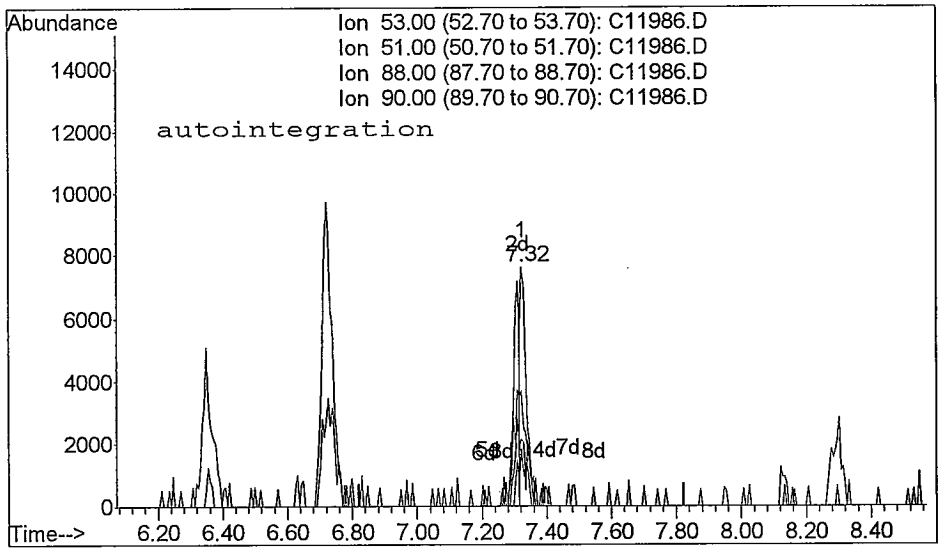

TIC: C11986.D

(25) Chloroprene
7.32min 0.22ppb
response 8800

Ion	Exp%	Act%
53.00	100	100
51.00	24.70	27.96
88.00	50.20	36.03#
90.00	16.50	23.91#

Reason for manual re-integration?

[] missed peak assignment

[] peak saturation (detector shutdown)

[] over-integrated peak's area

[x] under-integrated peak's area

[] other (_____)

initials: mu date: 8/25/08

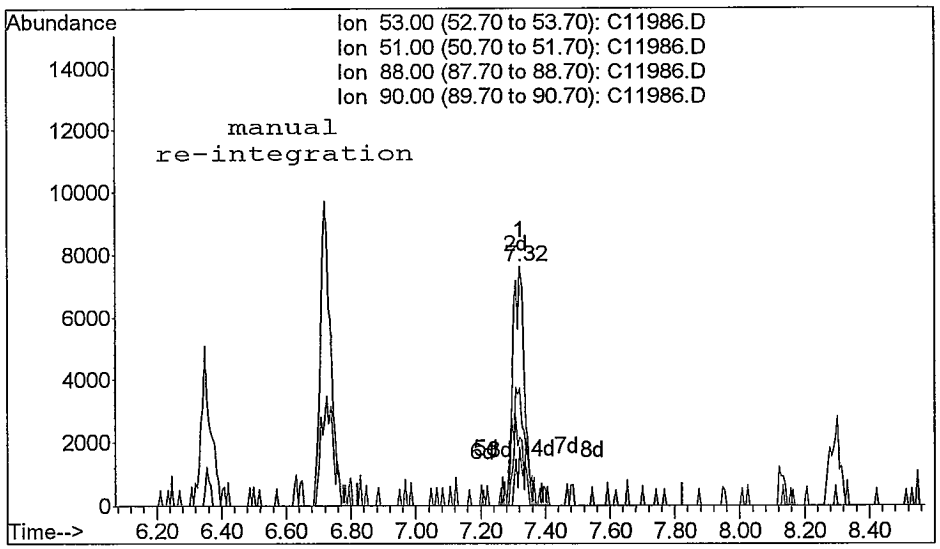

TIC: C11986.D

(25) Chloroprene
7.32min 0.46ppb m
response 18230

Ion	Exp%	Act%
53.00	100	100
51.00	24.70	27.96
88.00	50.20	48.35
90.00	16.50	23.91#

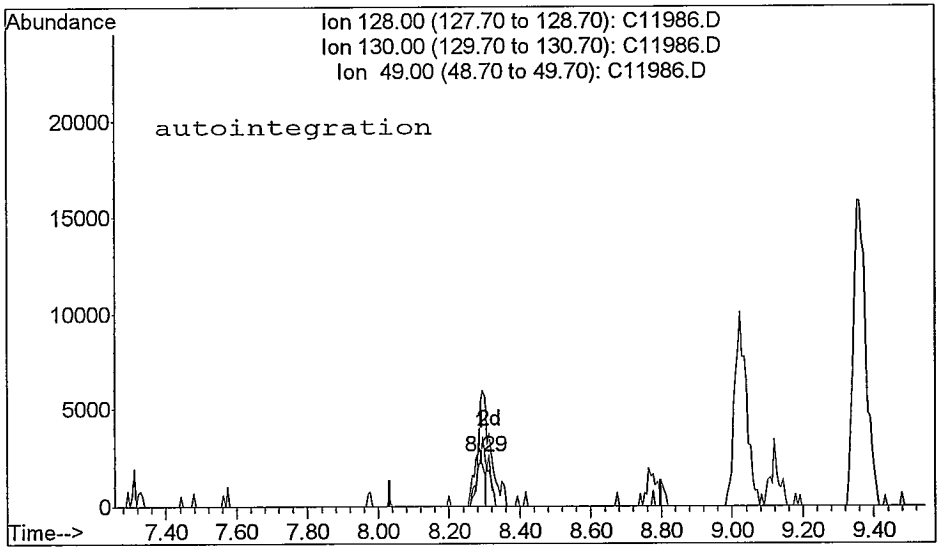

TIC: C11986.D

(32) Bromochloromethane (M)
8.29min 0.30ppb
response 3758

Ion	Exp%	Act%
128.00	100	100
130.00	123.10	84.43
49.00	224.20	215.89
0.00	0.00	0.00

Reason for manual re-integration?

[] missed peak assignment

[] peak saturation (detector shutdown)

[] over-integrated peak's area

[✓] under-integrated peak's area

[] other (_____)

initials: m date: 8 / 25 / 08

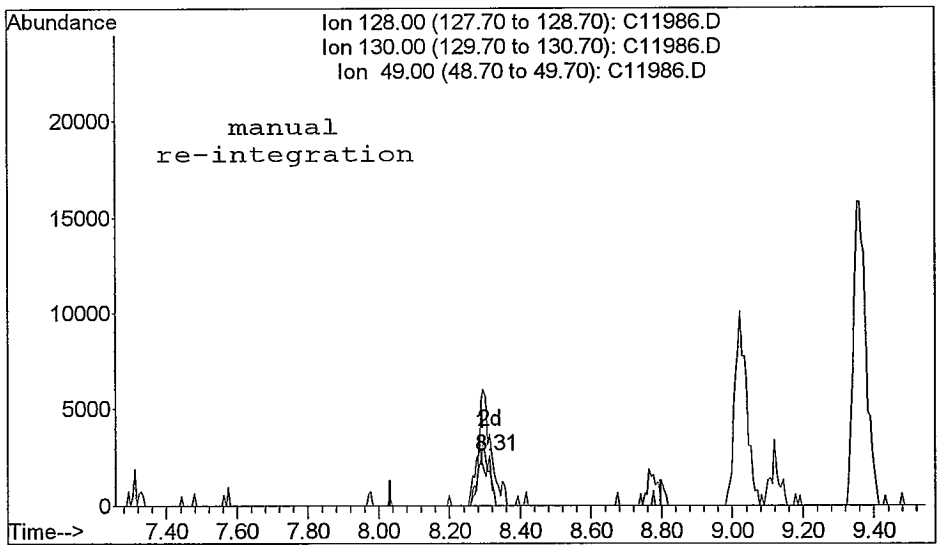

TIC: C11986.D

(32) Bromochloromethane (M)
8.31min 0.48ppb m
response 5982

Ion	Exp%	Act%
128.00	100	100
130.00	123.10	70.78#
49.00	224.20	143.41
0.00	0.00	0.00

Quantitation Report

Data File : C:\HPCHEM\1\DATA\082208\C11986.D Vial: 3
Acq On : 22 Aug 2008 11:39 Operator: twk-sop525r12:
Sample : VOC_0.5ppb_CSTD Inst : CSS Instr
Misc : 10mL water (source B) Multiplr: 1.00
MS Integration Params: ettics.p
Quant Time: Aug 22 12:31 2008 Quant Results File: 082208W.RES

Method : C:\HPCHEM\1\METHODS\082208W.M (RTE Integrator)
Title : GC/MS Volatiles (S.O.P. 525)
Last Update : Fri Aug 22 12:28:09 2008
Response via : Initial Calibration



Quantitation Report (QT Reviewed)

Data File : C:\HPCHEM\1\DATA\082208\C11987.D
Acq On : 22 Aug 2008 12:02
Sample : VOC_1ppb_CSTD
Misc : 10mL water (source B)
MS Integration Params: ettics.p
Quant Time: Aug 22 12:34 2008

Vial: 4
Operator: twk-sop525r12:
Inst : CSS Instr
Multiplr: 1.00
Quant Results File: 082208W.RES

Quant Method : C:\HPCHEM\1\METHODS\082208W.M (RTE Integrator)
Title : GC/MS Volatiles (S.O.P. 525)
Last Update : Fri Aug 22 12:32:31 2008
Response via : Initial Calibration
DataAcq Meth : 082208W

Internal Standards	R.T.	QIon	Response	Conc	Units	Dev(Min)
1) Fluorobenzene	9.36	96	1765241	25.00	ppb	0.00
52) Chlorobenzene-d5	12.50	82	664171	25.00	ppb	0.00
72) 1,4-Dichlorobenzene-d4	14.51	152	509719	25.00	ppb	0.00
System Monitoring Compounds						
34) Dibromofluoromethane	8.55	113	708661	24.98	ppb	0.00
Spiked Amount 25.000	Range 80 - 124		Recovery = 99.92%			
38) 1,2-dichloroethane-d4	9.02	65	469731	25.67	ppb	-0.01
Spiked Amount 25.000	Range 62 - 139		Recovery = 102.68%			
53) Toluene-d8	11.05	98	1726559	23.83	ppb	-0.01
Spiked Amount 25.000	Range 81 - 119		Recovery = 95.32%			
73) 4-Bromofluorobenzene	13.54	95	567090	23.67	ppb	0.00
Spiked Amount 25.000	Range 78 - 129		Recovery = 94.68%			

Target Compounds							Qvalue
2) Dichlorodifluoromethane	3.42	85	46899	1.04	ppb		92
3) Chloromethane	3.74	50	50607	1.01	ppb		97
4) Vinyl chloride	3.92	62	31579	0.90	ppb		88
5) Bromomethane	4.47	96	20610	0.96	ppb		79
6) Chloroethane	4.60	64	15925	1.03	ppb		92
7) Trichlorofluoromethane	4.94	101	43739	1.01	ppb		81
8) Ethanol	5.20	45	4778	46.65	ppb	#	39
9) Acrolein	5.59	56	7345	7.68	ppb	#	68
10) 1,1,2-Trichloro-1,2,2-trif	5.60	101	28040	0.99	ppb		88
11) 1,1-Dichloroethene	5.68	96	24536	0.97	ppb		95
12) Acetone	5.79	58	3446	5.00	ppb		28
13) Iodomethane	5.93	142	53042	1.01	ppb		94
14) Carbon Disulfide	6.03	76	93974	0.95	ppb	#	88
15) Allyl chloride	6.16	76	15564	1.19	ppb	#	95
16) Acetonitrile	6.22	41	20810	12.61	ppb	#	84
17) Methylene chloride	6.35	84	28044	1.00	ppb		89
18) tert-Butanol	0.00	59	0	N.D.	d		
19) Methyl-t-butyl-ether	6.62	73	61870	1.92	ppb	#	91
20) trans-1,2-Dichloroethene	6.66	96	27309	1.05	ppb		76
21) Acrylonitrile	6.72	53	38031	9.33	ppb		87
22) Isopropyl ether	7.17	45	118311	1.07	ppb		100
23) Vinyl Acetate	7.21	43	37279	0.91	ppb	#	88
24) 1,1-Dichloroethane	7.24	63	59930	1.06	ppb		88
25) Chloroprene	7.32	53	36717	1.02	ppb	#	83
26) Ethyl tert-butyl ether	7.64	59	61916	1.06	ppb	#	88
27) 2,2-Dichloropropane	7.95	77	32766	0.97	ppb		95
28) 2-Butanone	7.99	43	24166	3.93	ppb	#	87
29) cis-1,2-Dichloroethene	7.98	96	29458	1.04	ppb		82
30) Propionitrile	8.14	54	12563	9.27	ppb		97
31) Methacrylonitrile	8.28	67	3139	0.79	ppb	#	43
32) Bromochloromethane	8.30	128	12462	1.11	ppb		74
33) Chloroform	8.34	83	50393	1.00	ppb		95
35) 1,1,1-Trichloroethane	8.58	97	35584	0.95	ppb		98
36) Carbon tetrachloride	8.76	117	32025	1.15	ppb		97
37) 1,1-Dichloropropene	8.78	75	38988	1.10	ppb		93
39) Isobutyl alcohol	8.81	43	8723	21.09	ppb	#	87
40) tert-Amyl methyl ether	9.07	87	6225	0.90	ppb	#	52
41) Benzene	9.04	78	108449	1.07	ppb		93
42) 1,2-Dichloroethane	9.11	62	23855	1.00	ppb		90
43) Trichloroethene	9.76	95	31659	1.15	ppb		95

(#) = qualifier out of range (m) = manual integration

aw 8/25/08

Quantitation Report (QT Reviewed)

Data File : C:\HPCHEM\1\DATA\082208\C11987.D Vial: 4
Acq On : 22 Aug 2008 12:02 Operator: twk-sop525r12:
Sample : VOC_1ppb_CSTD Inst : CSS Instr
Misc : 10mL water (source B) Multiplr: 1.00
MS Integration Params: ettics.p
Quant Time: Aug 22 12:34 2008 Quant Results File: 082208W.RES

Quant Method : C:\HPCHEM\1\METHODS\082208W.M (RTE Integrator)
Title : GC/MS Volatiles (S.O.P. 525)
Last Update : Fri Aug 22 12:32:31 2008
Response via : Initial Calibration
DataAcq Meth : 082208W

	Compound	R.T.	QIon	Response	Conc Unit		Qvalue
44)	1,2-Dichloropropane	10.07	63	31432	1.02 ppb	#	81
45)	Methyl methacrylate	10.08	69	5612	0.92 ppb	#	38
46)	1,4-Dioxane	0.00	88	0	N.D. d		
47)	Dibromomethane	10.22	93	15228	1.07 ppb		86
48)	Bromodichloromethane	10.33	83	29394	0.96 ppb		97
49)	2-Chloroethyl vinyl ether	10.61	63	4776m	0.50 ppb		
50)	cis-1,3-Dichloropropene	10.81	75	31054	0.90 ppb		96
51)	4-Methyl-2-Pentanone	10.93	43	49338	3.47 ppb	#	88
54)	Toluene	11.12	91	91686	0.95 ppb		94
55)	Ethyl methacrylate	11.35	69	15042	1.01 ppb	#	74
56)	trans-1,3-Dichloropropene	11.37	75	20402	0.82 ppb		93
57)	1,1,2-Trichloroethane	11.57	83	14768	1.02 ppb		84
58)	Tetrachloroethene	11.67	164	20208	1.00 ppb		87
59)	2-Hexanone	11.76	58	9082	2.42 ppb		93
60)	1,3-Dichloropropane	11.75	76	19044	0.84 ppb		86
61)	Dibromochloromethane	11.96	129	19867	0.95 ppb		85
62)	1,2-Dibromoethane	12.11	107	15422	0.95 ppb		94
63)	1-Chlorohexane	12.42	91	34546	1.04 ppb		90
64)	Chlorobenzene	12.53	112	63763	1.05 ppb		95
65)	Ethylbenzene	12.57	91	103822	0.98 ppb		96
66)	1,1,1,2-Tetrachloroethane	12.59	131	18954	0.96 ppb		92
67)	m,p-Xylene	12.67	106	80719	2.20 ppb		83
68)	o-Xylene	13.04	106	35574	0.95 ppb		97
69)	Styrene	13.07	104	48726	0.90 ppb		97
70)	Bromoform	13.29	173	10161	1.03 ppb	#	86
71)	Isopropylbenzene	13.34	105	88867	0.96 ppb		96
74)	1,1,2,2-Tetrachloroethane	13.64	83	17939	1.02 ppb		85
75)	trans-1,4-Dichloro-2-buten	13.68	53	3853	1.02 ppb	#	31
76)	n-Propylbenzene	13.69	91	120472	0.96 ppb		92
77)	1,2,3-Trichloropropane	13.72	110	2878	0.96 ppb	#	1
78)	Bromobenzene	13.69	156	21482	0.97 ppb		85
79)	1,3,5-Trimethylbenzene	13.82	105	76792	1.02 ppb		92
80)	2-Chlorotoluene	13.82	126	25303	1.10 ppb		74
81)	4-Chlorotoluene	13.92	126	23121	1.04 ppb		95
82)	tert-Butylbenzene	14.11	134	11925	1.04 ppb		88
83)	1,2,4-Trimethylbenzene	14.15	105	73047	1.01 ppb		81
84)	sec-Butylbenzene	14.28	105	101745	0.97 ppb		96
85)	p-Isopropyltoluene	14.38	119	79762	1.04 ppb		98
86)	1,3-Dichlorobenzene	14.46	146	41730	1.06 ppb		93
87)	1,4-Dichlorobenzene	14.53	146	42717	1.14 ppb	#	78
88)	n-Butylbenzene	14.72	91	80034	0.97 ppb		96
89)	1,2-Dichlorobenzene	14.86	146	37096	1.09 ppb		94
90)	Hexachloroethane	15.06	201	12508	1.10 ppb		90
91)	1,2-Dibromo-3-chloropropan	15.56	157	1696	0.91 ppb	#	67
92)	1,2,4-Trichlorobenzene	16.32	180	19352	0.94 ppb		82
93)	Hexachlorobutadiene	16.38	225	16049	1.15 ppb		98
94)	Naphthalene	16.63	128	21650	0.91 ppb		100
95)	1,2,3-Trichlorobenzene	16.87	180	16429	1.05 ppb		96

(#) = qualifier out of range (m) = manual integration

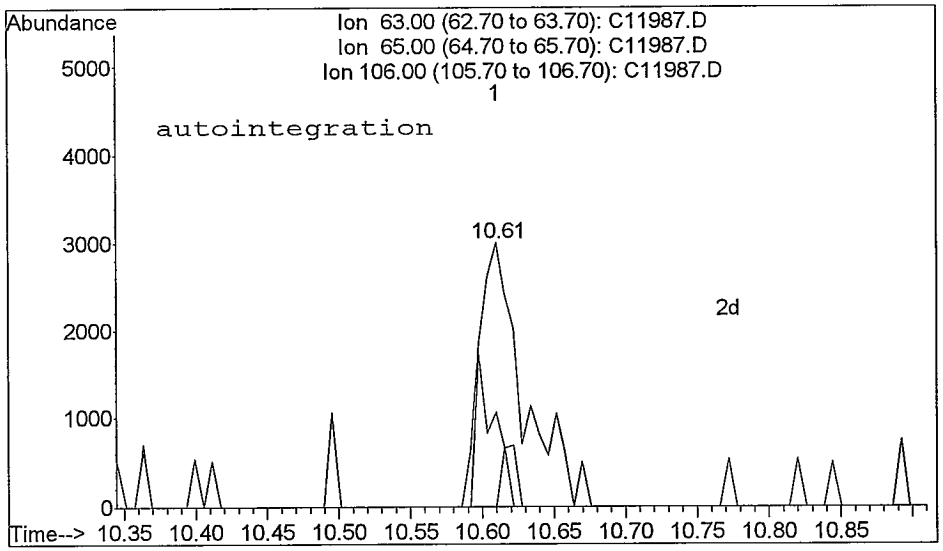

TIC: C11987.D

(49) 2-Chloroethyl vinyl ether (T)
10.61min 0.66ppb
response 6283

Ion	Exp%	Act%
63.00	100	100
65.00	36.60	35.21
106.00	20.00	0.00#
0.00	0.00	0.00

Reason for manual re-integration?

[] missed peak assignment

[] peak saturation (detector shutdown)

[X] over-integrated peak's area

[] under-integrated peak's area

[] other (_____)

initials: ML date: 8/25/08

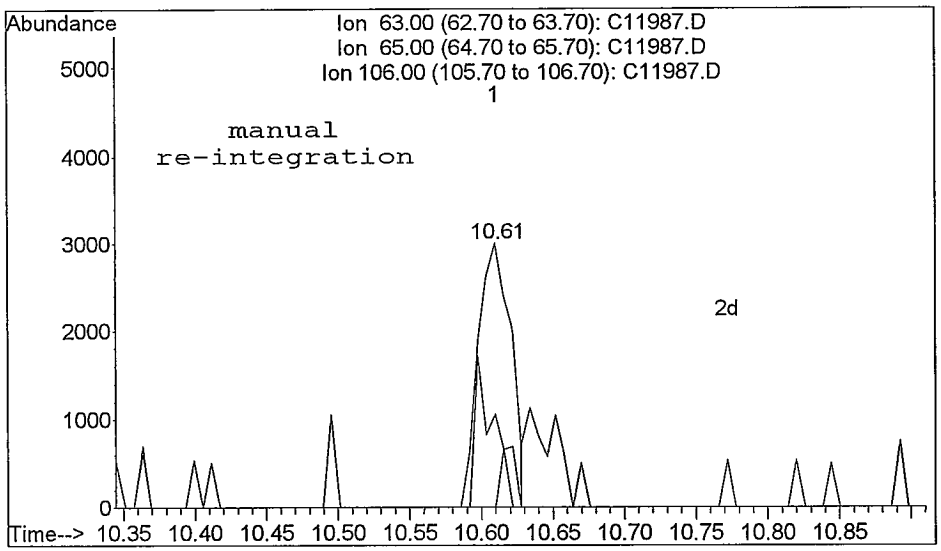

TIC: C11987.D

(49) 2-Chloroethyl vinyl ether (T)
10.61min 0.50ppb m
response 4776

Ion	Exp%	Act%
63.00	100	100
65.00	36.60	35.21
106.00	20.00	0.00#
0.00	0.00	0.00

Quantitation Report

Data File : C:\HPCHEM\1\DATA\082208\C11987.D Vial: 4
Acq On : 22 Aug 2008 12:02 Operator: twk-sop525r12:
Sample : VOC_1ppb_CSTD Inst : CSS Instr
Misc : 10mL water (source B) Multiplr: 1.00
MS Integration Params: ettics.p
Quant Time: Aug 22 12:34 2008 Quant Results File: 082208W.RES

Method : C:\HPCHEM\1\METHODS\082208W.M (RTE Integrator)
Title : GC/MS Volatiles (S.O.P. 525)
Last Update : Fri Aug 22 12:32:31 2008
Response via : Initial Calibration



Quantitation Report (QT Reviewed)

Data File : C:\HPCHEM\1\DATA\082208\C11988.D Vial: 5
Acq On : 22 Aug 2008 12:25 Operator: twk-sop525r12:
Sample : VOC_2ppb_CSTD Inst : CSS Instr
Misc : 10mL water (source B) Multiplr: 1.00
MS Integration Params: ettics.p
Quant Time: Aug 22 13:14 2008 Quant Results File: 082208W.RES

Quant Method : C:\HPCHEM\1\METHODS\082208W.M (RTE Integrator)
Title : GC/MS Volatiles (S.O.P. 525)
Last Update : Fri Aug 22 12:35:25 2008
Response via : Initial Calibration
DataAcq Meth : 082208W

Internal Standards	R.T.	QIon	Response	Conc	Units		Dev(Min)
1) Fluorobenzene	9.36	96	1869554	25.00	ppb		0.00
52) Chlorobenzene-d5	12.50	82	710901	25.00	ppb		0.00
72) 1,4-Dichlorobenzene-d4	14.51	152	563981	25.00	ppb		0.00
System Monitoring Compounds							
34) Dibromofluoromethane	8.55	113	785834	26.24	ppb		0.00
Spiked Amount 25.000	Range 80 - 124		Recovery = 104.96%				
38) 1,2-dichloroethane-d4	9.02	65	479553	24.86	ppb		-0.01
Spiked Amount 25.000	Range 62 - 139		Recovery = 99.44%				
53) Toluene-d8	11.05	98	2009955	26.22	ppb		-0.01
Spiked Amount 25.000	Range 81 - 119		Recovery = 104.88%				
73) 4-Bromofluorobenzene	13.54	95	574621	21.68	ppb		-0.01
Spiked Amount 25.000	Range 78 - 129		Recovery = 86.72%				
Target Compounds							Qvalue
2) Dichlorodifluoromethane	3.42	85	92205	1.95	ppb		91
3) Chloromethane	3.74	50	100650	1.91	ppb		94
4) Vinyl chloride	3.91	62	64737	1.78	ppb		92
5) Bromomethane	4.46	96	43330	1.94	ppb		90
6) Chloroethane	4.61	64	29726	1.85	ppb		88
7) Trichlorofluoromethane	4.92	101	84239	1.84	ppb		94
8) Ethanol	5.18	45	7222m	55.93	ppb		
9) Acrolein	5.60	56	14517	14.42	ppb		92
10) 1,1,2-Trichloro-1,2,2-trif	5.60	101	56929	1.90	ppb		86
11) 1,1-Dichloroethene	5.68	96	52247	1.98	ppb		87
12) Acetone	5.78	58	6575	8.96	ppb		69
13) Iodomethane	5.95	142	113092	2.06	ppb		96
14) Carbon Disulfide	6.03	76	196163	1.88	ppb		93
15) Allyl chloride	6.16	76	28163	1.99	ppb	#	90
16) Acetonitrile	6.22	41	35111	19.66	ppb		87
17) Methylene chloride	6.35	84	56448	1.98	ppb		93
18) tert-Butanol	0.00	59	0	N.D.	d		
19) Methyl-t-butyl-ether	6.62	73	139559	4.13	ppb		92
20) trans-1,2-Dichloroethene	6.66	96	52933	1.93	ppb		97
21) Acrylonitrile	6.72	53	80639	18.90	ppb		92
22) Isopropyl ether	7.17	45	220430	1.90	ppb	#	96
23) Vinyl Acetate	7.21	43	56967	1.33	ppb		98
24) 1,1-Dichloroethane	7.23	63	112361	1.87	ppb		95
25) Chloroprene	7.33	53	82085	2.15	ppb		97
26) Ethyl tert-butyl ether	7.63	59	131396	2.11	ppb	#	89
27) 2,2-Dichloropropane	7.97	77	66040	1.88	ppb	#	80
28) 2-Butanone	7.98	43	51171	7.98	ppb	#	87
29) cis-1,2-Dichloroethene	7.98	96	60222	2.01	ppb		79
30) Propionitrile	8.14	54	26320	18.60	ppb	#	76
31) Methacrylonitrile	8.30	67	6975	1.73	ppb		82
32) Bromochloromethane	8.29	128	27018	2.20	ppb		87
33) Chloroform	8.34	83	100012	1.88	ppb		96
35) 1,1,1-Trichloroethane	8.59	97	76823	1.96	ppb		84
36) Carbon tetrachloride	8.76	117	66254	2.20	ppb	#	92
37) 1,1-Dichloropropene	8.78	75	75027	1.99	ppb		88
39) Isobutyl alcohol	8.81	43	18542	43.43	ppb	#	78
40) tert-Amyl methyl ether	9.09	87	15802m	2.23	ppb		
41) Benzene	9.04	78	220400	2.03	ppb		96
42) 1,2-Dichloroethane	9.12	62	53078	2.11	ppb		91
43) Trichloroethene	9.76	95	60605	2.05	ppb		92

(#) = qualifier out of range (m) = manual integration

mr 8/25/08

Quantitation Report (QT Reviewed)

Data File : C:\HPCHEM\1\DATA\082208\C11988.D Vial: 5
Acq On : 22 Aug 2008 12:25 Operator: twk-sop525r12:
Sample : VOC_2ppb_CSTD Inst : CSS Instr
Misc : 10mL water (source B) Multiplr: 1.00
MS Integration Params: ettics.p
Quant Time: Aug 22 13:14 2008 Quant Results File: 082208W.RES

Quant Method : C:\HPCHEM\1\METHODS\082208W.M (RTE Integrator)
Title : GC/MS Volatiles (S.O.P. 525)
Last Update : Fri Aug 22 12:35:25 2008
Response via : Initial Calibration
DataAcq Meth : 082208W

	Compound	R.T.	QIon	Response	Conc Unit		Qvalue
44)	1,2-Dichloropropane	10.07	63	61813	1.89 ppb		98
45)	Methyl methacrylate	10.08	69	13312m	2.08 ppb		
46)	1,4-Dioxane	0.00	88	0	N.D. d		
47)	Dibromomethane	10.21	93	29303	1.94 ppb		88
48)	Bromodichloromethane	10.34	83	63458	1.97 ppb		99
49)	2-Chloroethyl vinyl ether	10.61	63	18640	1.95 ppb	#	79
50)	cis-1,3-Dichloropropene	10.81	75	66044	1.84 ppb		97
51)	4-Methyl-2-Pentanone	10.92	43	110606	7.54 ppb		94
54)	Toluene	11.13	91	210448	2.05 ppb		97
55)	Ethyl methacrylate	11.35	69	30912m	1.94 ppb		
56)	trans-1,3-Dichloropropene	11.38	75	44891	1.73 ppb		81
57)	1,1,2-Trichloroethane	11.58	83	28981	1.88 ppb		80
58)	Tetrachloroethene	11.67	164	45215	2.08 ppb		98
59)	2-Hexanone	11.75	58	24256	6.31 ppb		90
60)	1,3-Dichloropropane	11.75	76	47166	1.97 ppb		90
61)	Dibromochloromethane	11.96	129	41492	1.85 ppb		90
62)	1,2-Dibromoethane	12.11	107	33561	1.91 ppb		91
63)	1-Chlorohexane	12.42	91	68383	1.91 ppb		96
64)	Chlorobenzene	12.53	112	132096	2.01 ppb		92
65)	Ethylbenzene	12.57	91	206598	1.83 ppb		100
66)	1,1,1,2-Tetrachloroethane	12.59	131	42860	2.02 ppb		91
67)	m,p-Xylene	12.67	106	153032	3.84 ppb		100
68)	o-Xylene	13.04	106	80096	2.00 ppb		89
69)	Styrene	13.06	104	107543	1.86 ppb		94
70)	Bromoform	13.29	173	19997	1.87 ppb	#	95
71)	Isopropylbenzene	13.34	105	184609	1.86 ppb		96
74)	1,1,2,2-Tetrachloroethane	13.64	83	35395	1.83 ppb	#	91
75)	trans-1,4-Dichloro-2-buten	13.69	53	8007	1.91 ppb	#	79
76)	n-Propylbenzene	13.69	91	250872	1.81 ppb		99
77)	1,2,3-Trichloropropane	13.70	110	6009	1.82 ppb		38
78)	Bromobenzene	13.70	156	46370	1.89 ppb		93
79)	1,3,5-Trimethylbenzene	13.82	105	164400	1.95 ppb		99
80)	2-Chlorotoluene	13.82	126	49336	1.90 ppb		99
81)	4-Chlorotoluene	13.91	126	44193	1.79 ppb		98
82)	tert-Butylbenzene	14.10	134	25185	1.97 ppb		85
83)	1,2,4-Trimethylbenzene	14.15	105	140991	1.75 ppb		93
84)	sec-Butylbenzene	14.28	105	210350	1.80 ppb		99
85)	p-Isopropyltoluene	14.38	119	163470	1.91 ppb		93
86)	1,3-Dichlorobenzene	14.46	146	87830	2.01 ppb		95
87)	1,4-Dichlorobenzene	14.53	146	78794	1.87 ppb	#	86
88)	n-Butylbenzene	14.72	91	155978	1.69 ppb		98
89)	1,2-Dichlorobenzene	14.87	146	71465	1.89 ppb		90
90)	Hexachloroethane	15.06	201	29170	2.26 ppb		86
91)	1,2-Dibromo-3-chloropropan	15.56	157	3610	1.76 ppb		74
92)	1,2,4-Trichlorobenzene	16.32	180	45919	2.03 ppb		96
93)	Hexachlorobutadiene	16.39	225	31362	1.96 ppb		81
94)	Naphthalene	16.61	128	49792	1.92 ppb		100
95)	1,2,3-Trichlorobenzene	16.87	180	35786	2.07 ppb		99

(#) = qualifier out of range (m) = manual integration

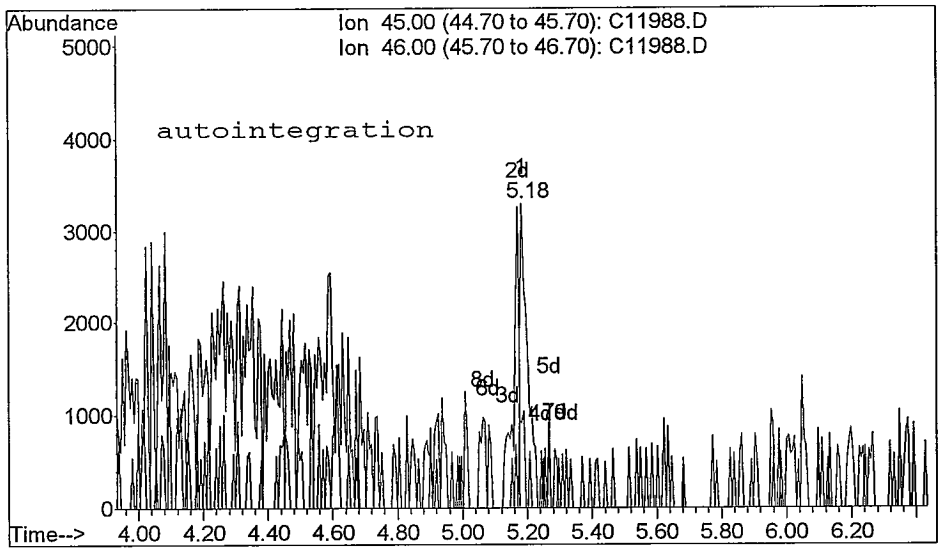

TIC: C11988.D

(8) Ethanol
5.18min 36.03ppb
response 4653

Ion	Exp%	Act%
45.00	100	100
46.00	35.80	27.67#
0.00	0.00	0.00
0.00	0.00	0.00

Reason for manual re-integration?

[] missed peak assignment

[] peak saturation (detector shutdown)

[] over-integrated peak's area

[X] under-integrated peak's area

[] other (_____)

initials: mu date: 8 / 25 / 08

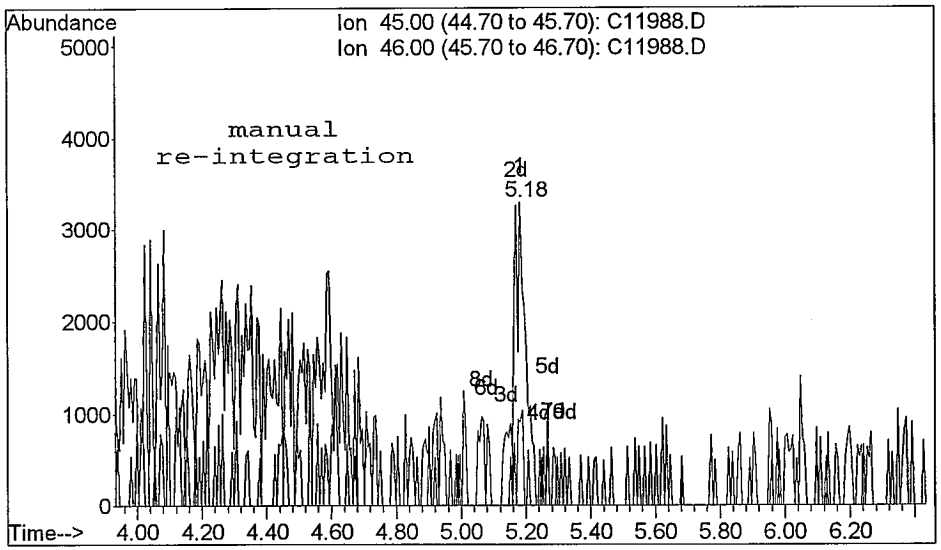

TIC: C11988.D

(8) Ethanol
5.18min 55.93ppb m
response 7222

Ion	Exp%	Act%
45.00	100	100
46.00	35.80	27.67#
0.00	0.00	0.00
0.00	0.00	0.00

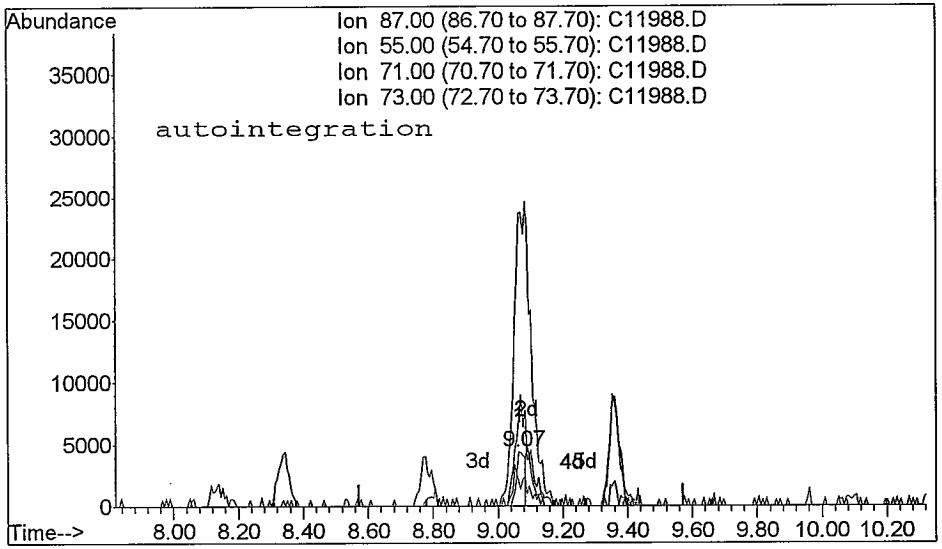

TIC: C11988.D

(40) tert-Amyl methyl ether
9.07min 1.28ppb
response 9080

Ion	Exp%	Act%
87.00	100	100
55.00	128.70	162.63#
71.00	44.60	46.22
73.00	492.50	513.15

Reason for manual re-integration?

[] missed peak assignment

[] peak saturation (detector shutdown)

[] over-integrated peak's area

[X] under-integrated peak's area

[] other (_____)

initials: au date: 8/25/08

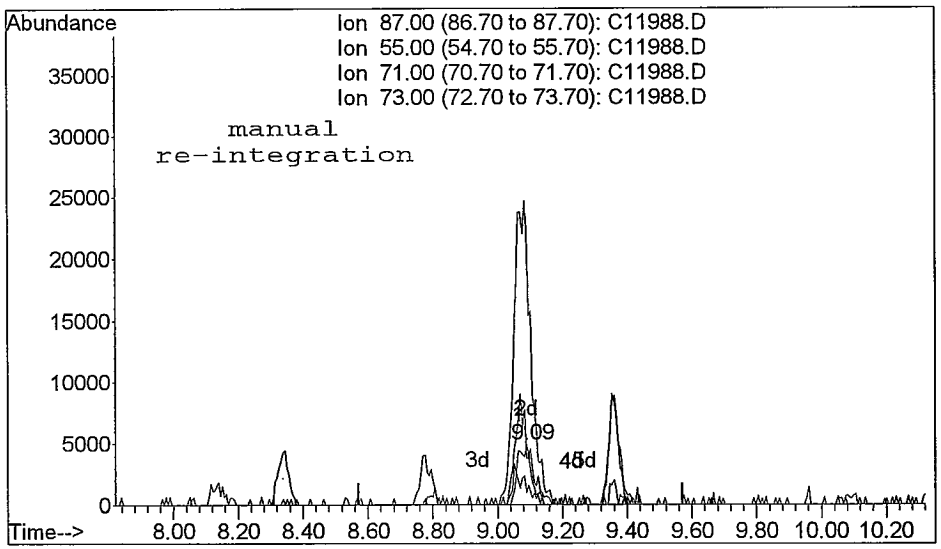

TIC: C11988.D

(40) tert-Amyl methyl ether
9.09min 2.23ppb m
response 15802

Ion	Exp%	Act%
87.00	100	100
55.00	128.70	77.58#
71.00	44.60	19.93#
73.00	492.50	459.09

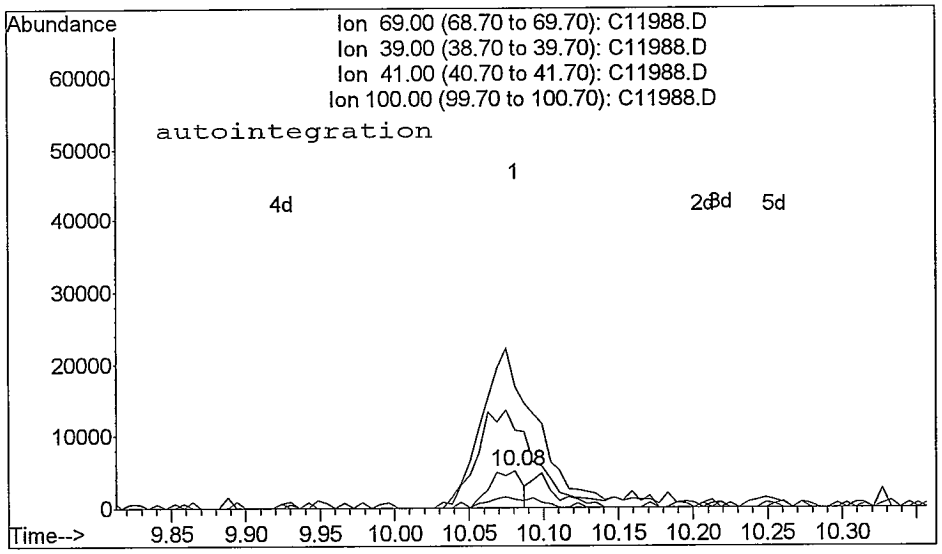

TIC: C11988.D

(45) Methyl methacrylate
10.08min 1.23ppb
response 7897

Ion	Exp%	Act%
69.00	100	100
39.00	259.00	196.57#
41.00	376.10	332.02
100.00	32.20	23.28#

Reason for manual re-integration?

[] missed peak assignment

[] peak saturation (detector shutdown)

[] over-integrated peak's area

[X] under-integrated peak's area

[] other (_____)

initials: ____ date: 9/25/08

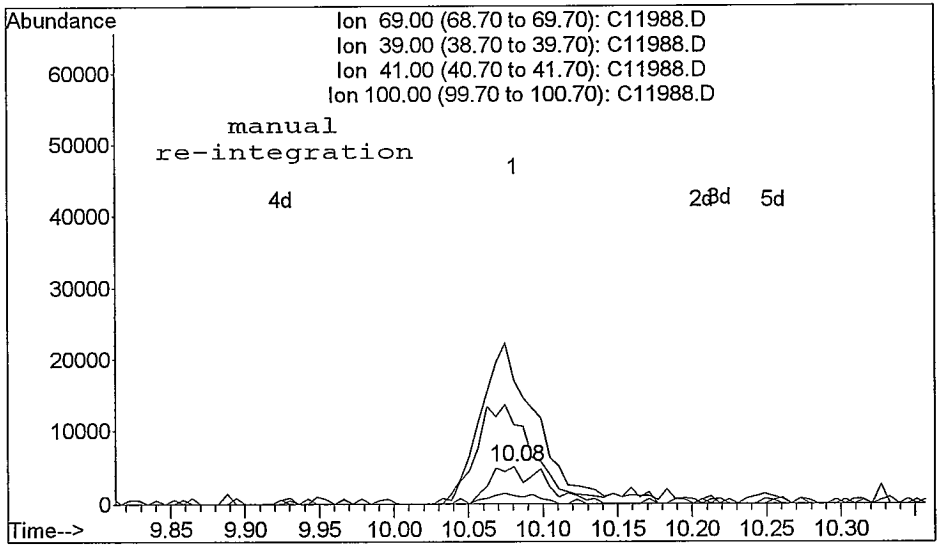

TIC: C11988.D

(45) Methyl methacrylate
10.08min 2.08ppb m
response 13312

Ion	Exp%	Act%
69.00	100	100
39.00	259.00	212.07
41.00	376.10	332.02
100.00	32.20	23.28#

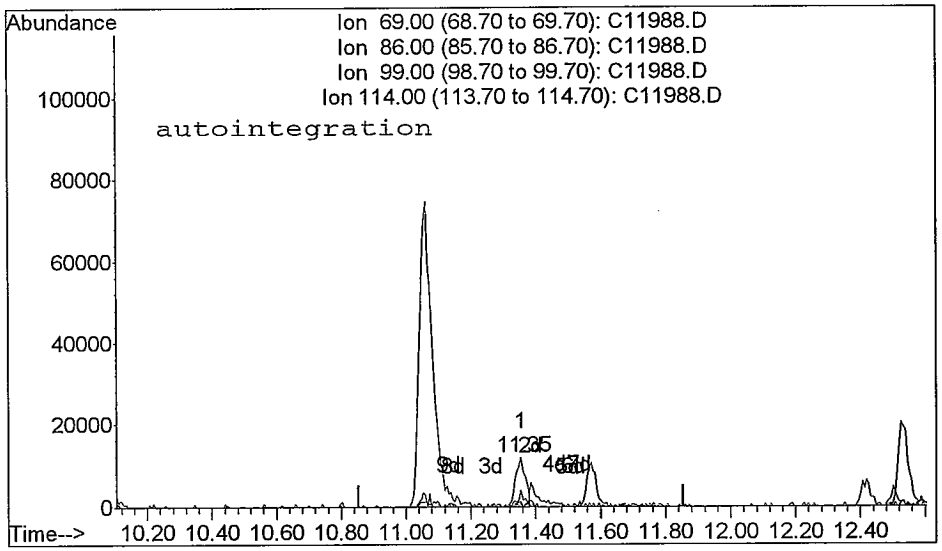

TIC: C11988.D

(55) Ethyl methacrylate (M)
11.35min 1.48ppb
response 23568

Ion	Exp%	Act%
69.00	100	100
86.00	13.10	10.01#
99.00	19.50	28.31#
114.00	2.90	6.06#

Reason for manual re-integration?

[] missed peak assignment

[] peak saturation (detector shutdown)

[] over-integrated peak's area

[X] under-integrated peak's area

[] other (_____)

initials: m date: 8 / 25 / 08

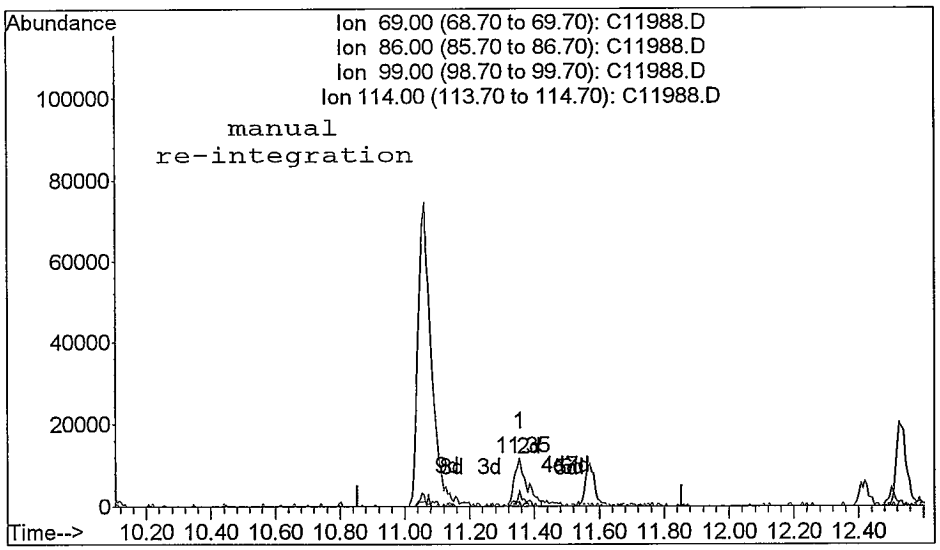

TIC: C11988.D

(55) Ethyl methacrylate (M)
11.35min 1.94ppb m
response 30912

Ion	Exp%	Act%
69.00	100	100
86.00	13.10	10.01#
99.00	19.50	32.89#
114.00	2.90	6.06#

Quantitation Report

Data File : C:\HPCHEM\1\DATA\082208\C11988.D Vial: 5
Acq On : 22 Aug 2008 12:25 Operator: twk-sop525r12:
Sample : VOC_2ppb_CSTD Inst : CSS Instr
Misc : 10mL water (source B) Multiplr: 1.00
MS Integration Params: ettics.p
Quant Time: Aug 22 13:14 2008 Quant Results File: 082208W.RES

Method : C:\HPCHEM\1\METHODS\082208W.M (RTE Integrator)
Title : GC/MS Volatiles (S.O.P. 525)
Last Update : Fri Aug 22 12:35:25 2008
Response via : Initial Calibration



Quantitation Report (QT Reviewed)

Data File : C:\HPCHEM\1\DATA\082208\C11989.D Vial: 6
Acq On : 22 Aug 2008 12:49 Operator: twk-sop525r12:
Sample : VOC_5ppb_CSTD Inst : CSS Instr
Misc : 10mL water (source B) Multiplr: 1.00
MS Integration Params: ettics.p
Quant Time: Aug 22 13:18 2008 Quant Results File: 082208W.RES

Quant Method : C:\HPCHEM\1\METHODS\082208W.M (RTE Integrator)
Title : GC/MS Volatiles (S.O.P. 525)
Last Update : Fri Aug 22 13:15:29 2008
Response via : Initial Calibration
DataAcq Meth : 082208W

Internal Standards	R.T.	QIon	Response	Conc	Units	Dev(Min)
1) Fluorobenzene	9.36	96	1914767	25.00	ppb	0.00
52) Chlorobenzene-d5	12.50	82	674152	25.00	ppb	-0.01
72) 1,4-Dichlorobenzene-d4	14.51	152	527524	25.00	ppb	0.00
System Monitoring Compounds						
34) Dibromofluoromethane	8.56	113	720689	23.28	ppb	0.00
Spiked Amount 25.000	Range 80 - 124		Recovery = 93.12%			
38) 1,2-dichloroethane-d4	9.02	65	447316	22.50	ppb	-0.01
Spiked Amount 25.000	Range 62 - 139		Recovery = 90.00%			
53) Toluene-d8	11.06	98	1770385	24.35	ppb	0.00
Spiked Amount 25.000	Range 81 - 119		Recovery = 97.40%			
73) 4-Bromofluorobenzene	13.54	95	564473	23.32	ppb	-0.01
Spiked Amount 25.000	Range 78 - 129		Recovery = 93.28%			

Target Compounds							Qvalue
2) Dichlorodifluoromethane	3.42	85	231251	4.79	ppb		97
3) Chloromethane	3.74	50	240510	4.43	ppb		99
4) Vinyl chloride	3.92	62	164459	4.46	ppb		98
5) Bromomethane	4.46	96	109418	4.78	ppb		99
6) Chloroethane	4.60	64	70944	4.34	ppb		89
7) Trichlorofluoromethane	4.93	101	204151	4.40	ppb		96
8) Ethanol	5.18	45	14415	103.83	ppb	#	39
9) Acrolein	5.59	56	33842	32.67	ppb	#	55
10) 1,1,2-Trichloro-1,2,2-trif	5.60	101	143525	4.69	ppb		97
11) 1,1-Dichloroethene	5.68	96	129403	4.79	ppb		92
12) Acetone	5.78	58	14255	18.39	ppb		82
13) Iodomethane	5.94	142	285261	5.10	ppb		96
14) Carbon Disulfide	6.03	76	491775	4.63	ppb		93
15) Allyl chloride	6.16	76	80207	5.49	ppb		81
16) Acetonitrile	6.22	41	95873	52.13	ppb	#	92
17) Methylene chloride	6.35	84	146293	5.14	ppb		90
18) tert-Butanol	6.39	59	18928	26.38	ppb	#	78
19) Methyl-t-butyl-ether	6.61	73	350876	10.05	ppb	#	91
20) trans-1,2-Dichloroethene	6.66	96	139295	4.92	ppb		93
21) Acrylonitrile	6.71	53	207242	47.39	ppb		99
22) Isopropyl ether	7.17	45	573452	4.81	ppb		98
23) Vinyl Acetate	7.20	43	133060m	3.08	ppb		
24) 1,1-Dichloroethane	7.24	63	305456	4.96	ppb		96
25) Chloroprene	7.31	53	206736	5.20	ppb		99
26) Ethyl tert-butyl ether	7.62	59	303277	4.67	ppb		95
27) 2,2-Dichloropropane	7.95	77	168883	4.73	ppb		95
28) 2-Butanone	7.98	43	117598	17.73	ppb		99
29) cis-1,2-Dichloroethene	7.98	96	149666	4.83	ppb		98
30) Propionitrile	8.13	54	71808	49.85	ppb		95
31) Methacrylonitrile	8.29	67	19339	4.82	ppb		97
32) Bromochloromethane	8.30	128	64869	5.06	ppb		96
33) Chloroform	8.34	83	254793	4.67	ppb		98
35) 1,1,1-Trichloroethane	8.59	97	181548	4.50	ppb		94
36) Carbon tetrachloride	8.76	117	166135	5.25	ppb		89
37) 1,1-Dichloropropene	8.78	75	179702	4.64	ppb		96
39) Isobutyl alcohol	8.80	43	46584	105.87	ppb	#	83
40) tert-Amyl methyl ether	9.07	87	37435	5.07	ppb	#	79
41) Benzene	9.04	78	548003	4.90	ppb		98
42) 1,2-Dichloroethane	9.11	62	125588	4.85	ppb		95
43) Trichloroethene	9.77	95	157068	5.19	ppb		94

(#) = qualifier out of range (m) = manual integration am 8/25/08

Quantitation Report (QT Reviewed)

Data File : C:\HPCHEM\1\DATA\082208\C11989.D Vial: 6
Acq On : 22 Aug 2008 12:49 Operator: twk-sop525r12:
Sample : VOC_5ppb_CSTD Inst : CSS Instr
Misc : 10mL water (source B) Multiplr: 1.00
MS Integration Params: ettics.p
Quant Time: Aug 22 13:18 2008 Quant Results File: 082208W.RES

Quant Method : C:\HPCHEM\1\METHODS\082208W.M (RTE Integrator)
Title : GC/MS Volatiles (S.O.P. 525)
Last Update : Fri Aug 22 13:15:29 2008
Response via : Initial Calibration
DataAcq Meth : 082208W

	Compound	R.T.	QIon	Response	Conc Unit		Qvalue
44)	1,2-Dichloropropane	10.07	63	150827	4.48 ppb	#	86
45)	Methyl methacrylate	10.08	69	34759	5.25 ppb	#	93
46)	1,4-Dioxane	10.20	88	5730m	111.56 ppb		
47)	Dibromomethane	10.22	93	74986	4.84 ppb		88
48)	Bromodichloromethane	10.33	83	163794	4.92 ppb		95
49)	2-Chloroethyl vinyl ether	10.61	63	47390	4.88 ppb		82
50)	cis-1,3-Dichloropropene	10.81	75	170497	4.67 ppb		98
51)	4-Methyl-2-Pentanone	10.92	43	275712	18.23 ppb		97
54)	Toluene	11.13	91	473776	4.86 ppb		98
55)	Ethyl methacrylate	11.35	69	78398	5.17 ppb	#	90
56)	trans-1,3-Dichloropropene	11.37	75	119284	4.92 ppb		95
57)	1,1,2-Trichloroethane	11.57	83	75253	5.20 ppb		97
58)	Tetrachloroethene	11.67	164	111138	5.36 ppb		99
59)	2-Hexanone	11.76	58	73792	20.93 ppb	#	96
60)	1,3-Dichloropropane	11.75	76	123233	5.49 ppb		100
61)	Dibromochloromethane	11.96	129	106266	5.04 ppb		98
62)	1,2-Dibromoethane	12.11	107	90815	5.47 ppb		93
63)	1-Chlorohexane	12.41	91	185762	5.50 ppb		98
64)	Chlorobenzene	12.53	112	324826	5.20 ppb		97
65)	Ethylbenzene	12.57	91	511999	4.86 ppb		98
66)	1,1,1,2-Tetrachloroethane	12.59	131	106998	5.36 ppb		97
67)	m,p-Xylene	12.67	106	369976	9.90 ppb		96
68)	o-Xylene	13.04	106	205150	5.44 ppb		99
69)	Styrene	13.06	104	274784	5.06 ppb		92
70)	Bromoform	13.29	173	55175	5.42 ppb		93
71)	Isopropylbenzene	13.34	105	502211	5.43 ppb		99
74)	1,1,2,2-Tetrachloroethane	13.64	83	90689	5.04 ppb		94
75)	trans-1,4-Dichloro-2-buten	13.69	53	21146	5.40 ppb		88
76)	n-Propylbenzene	13.69	91	627184	4.91 ppb		99
77)	1,2,3-Trichloropropane	13.71	110	15019	4.88 ppb		79
78)	Bromobenzene	13.69	156	126471	5.62 ppb		91
79)	1,3,5-Trimethylbenzene	13.82	105	429636	5.51 ppb		99
80)	2-Chlorotoluene	13.83	126	128318	5.32 ppb		81
81)	4-Chlorotoluene	13.92	126	112762	4.97 ppb		83
82)	tert-Butylbenzene	14.10	134	62328	5.24 ppb		86
83)	1,2,4-Trimethylbenzene	14.15	105	404553	5.50 ppb		94
84)	sec-Butylbenzene	14.28	105	520699	4.85 ppb		96
85)	p-Isopropyltoluene	14.38	119	417993	5.25 ppb		95
86)	1,3-Dichlorobenzene	14.46	146	230691	5.68 ppb		94
87)	1,4-Dichlorobenzene	14.53	146	194082m	4.98 ppb		
88)	n-Butylbenzene	14.72	91	419462	5.00 ppb		99
89)	1,2-Dichlorobenzene	14.87	146	178431	5.12 ppb		98
90)	Hexachloroethane	15.06	201	72861	5.89 ppb		97
91)	1,2-Dibromo-3-chloropropan	15.56	157	10289	5.46 ppb		74
92)	1,2,4-Trichlorobenzene	16.32	180	113653	5.37 ppb		92
93)	Hexachlorobutadiene	16.38	225	72617	4.83 ppb		90
94)	Naphthalene	16.61	128	126958	5.26 ppb		100
95)	1,2,3-Trichlorobenzene	16.87	180	88475	5.46 ppb		90

(#) = qualifier out of range (m) = manual integration

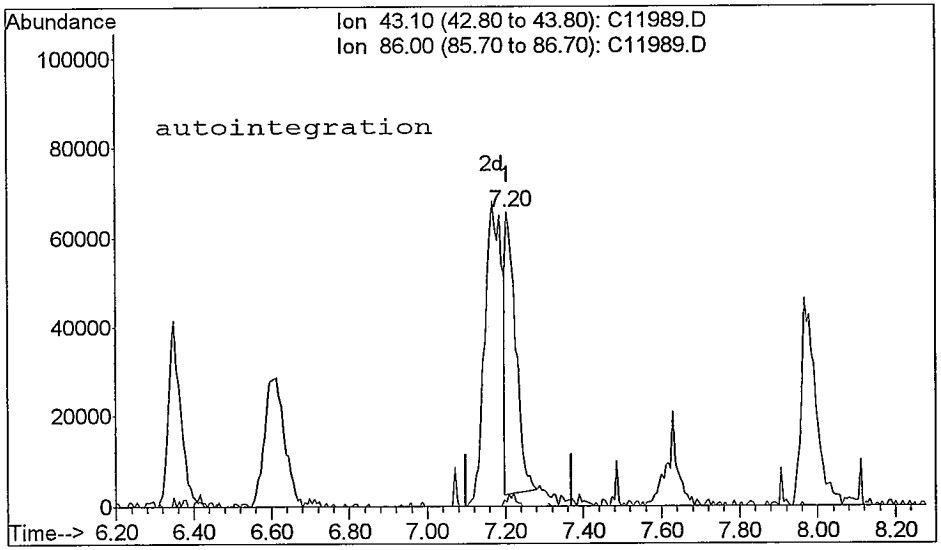

TIC: C11989.D

(23) Vinyl Acetate (T)
7.20min 2.71ppb
response 116866

Ion	Exp%	Act%
43.10	100	100
86.00	3.90	1.40#
0.00	0.00	0.00
0.00	0.00	0.00

Reason for manual re-integration?

[] missed peak assignment

[] peak saturation (detector shutdown)

[] over-integrated peak's area

[X] under-integrated peak's area

[] other (_____)

initials: MM date: 8 / 25 / 08

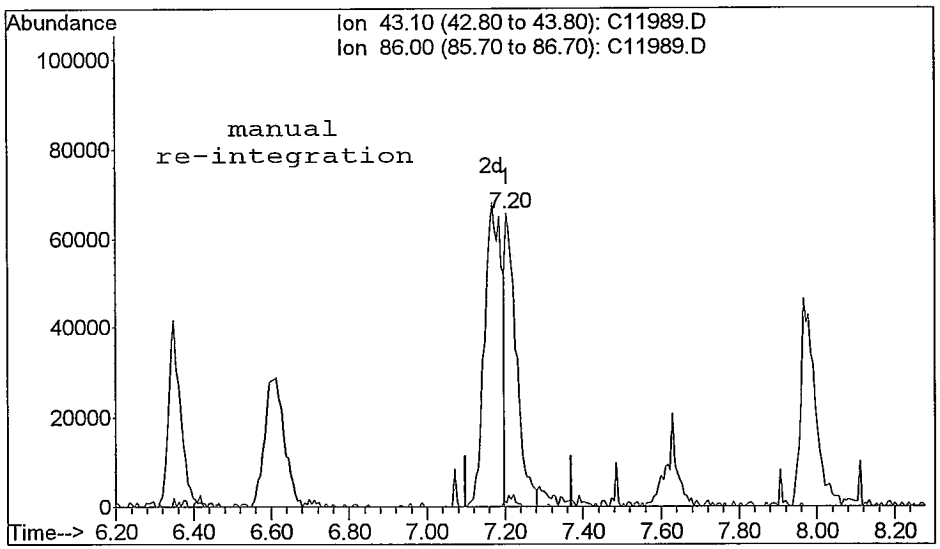

TIC: C11989.D

(23) Vinyl Acetate (T)
7.20min 3.08ppb m
response 133060

Ion	Exp%	Act%
43.10	100	100
86.00	3.90	1.32#
0.00	0.00	0.00
0.00	0.00	0.00

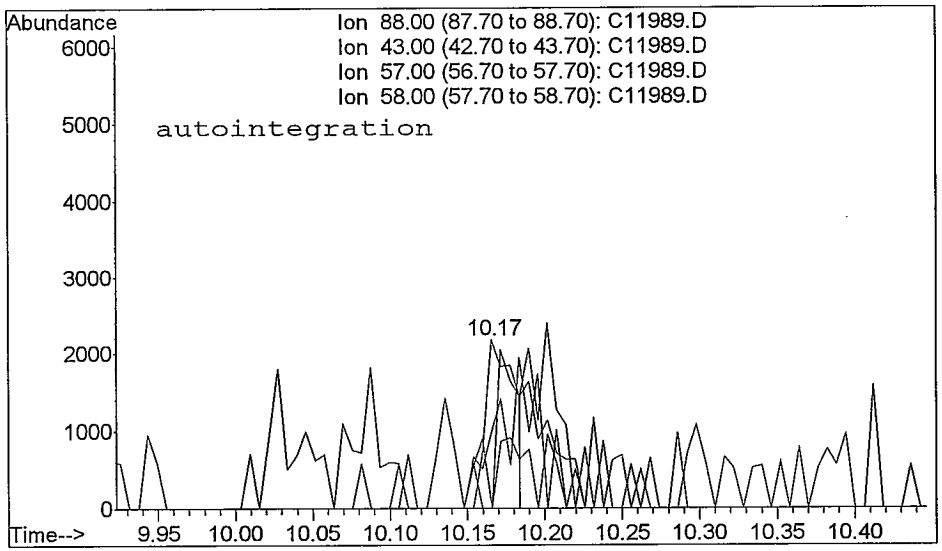

TIC: C11989.D

(46) 1,4-Dioxane (M)
10.17min 55.86ppb
response 2869

Ion	Exp%	Act%
88.00	100	100
43.00	44.90	46.24
57.00	19.80	0.00#
58.00	64.40	0.00#

Reason for manual re-integration?

[] missed peak assignment

[] peak saturation (detector shutdown)

[] over-integrated peak's area

[X] under-integrated peak's area

[] other (_____)

initials: AU date: 8 / 25 / 08

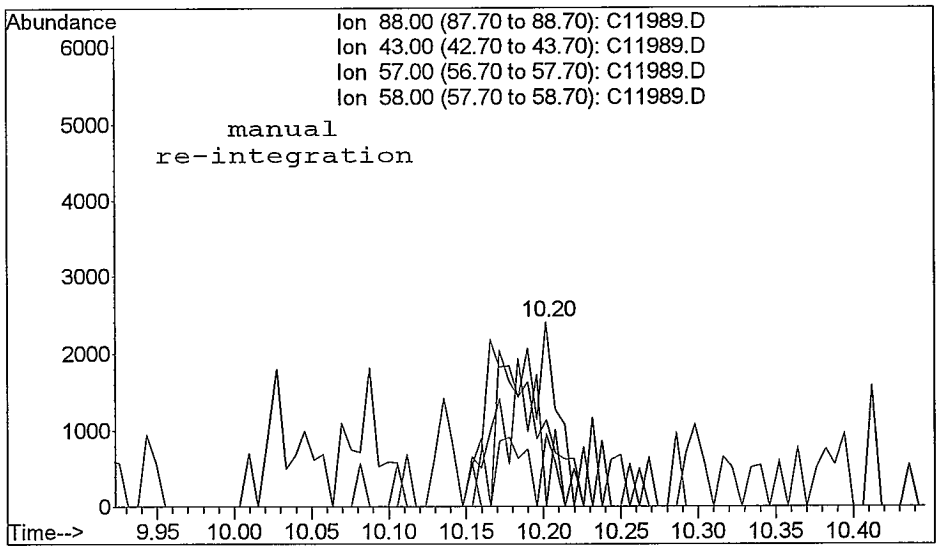

TIC: C11989.D

(46) 1,4-Dioxane (M)
10.20min 111.56ppb m
response 5730

Ion	Exp%	Act%
88.00	100	100
43.00	44.90	0.00#
57.00	19.80	39.61#
58.00	64.40	47.50#

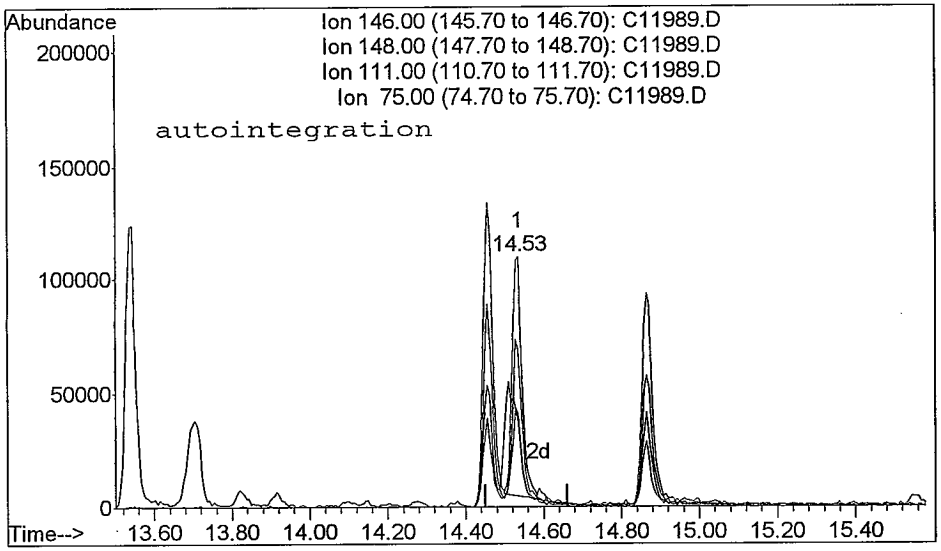

TIC: C11989.D

(87) 1,4-Dichlorobenzene (M)
14.53min 4.77ppb
response 185679

Ion	Exp%	Act%
146.00	100	100
148.00	64.50	62.49
111.00	39.20	36.29
75.00	28.40	32.03

Reason for manual re-integration?

[] missed peak assignment

[] peak saturation (detector shutdown)

[] over-integrated peak's area

[X] under-integrated peak's area

[] other (_____)

initials: tm date: 8 / 25 / 08

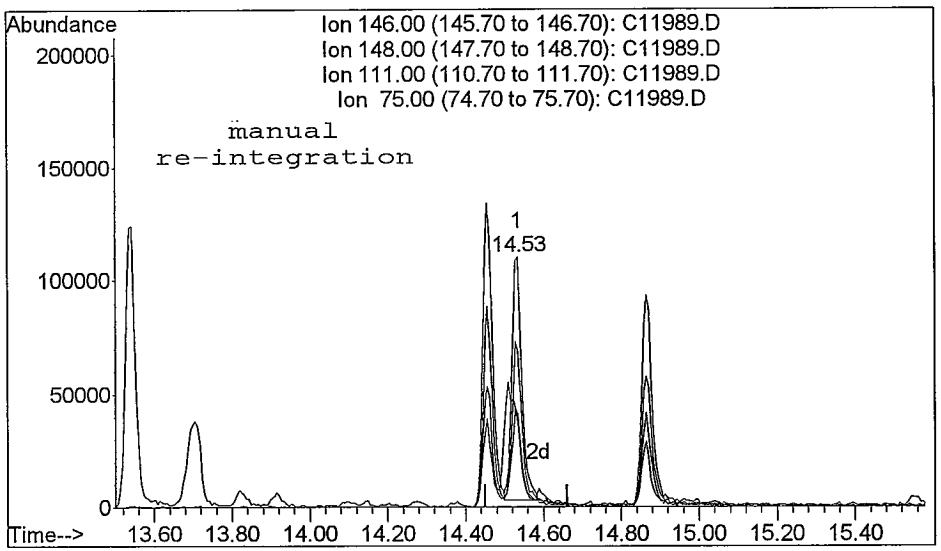

TIC: C11989.D

(87) 1,4-Dichlorobenzene (M)
14.53min 4.98ppb m
response 194082

Ion	Exp%	Act%
146.00	100	100
148.00	64.50	62.59
111.00	39.20	37.42
75.00	28.40	33.39

Quantitation Report

Data File : C:\HPCHEM\1\DATA\082208\C11989.D Vial: 6
Acq On : 22 Aug 2008 12:49 Operator: twk-sop525r12:
Sample : VOC_5ppb_CSTD Inst : CSS Instr
Misc : 10mL water (source B) Multiplr: 1.00
MS Integration Params: ettics.p
Quant Time: Aug 22 13:18 2008 Quant Results File: 082208W.RES

Method : C:\HPCHEM\1\METHODS\082208W.M (RTE Integrator)
Title : GC/MS Volatiles (S.O.P. 525)
Last Update : Fri Aug 22 13:15:29 2008
Response via : Initial Calibration

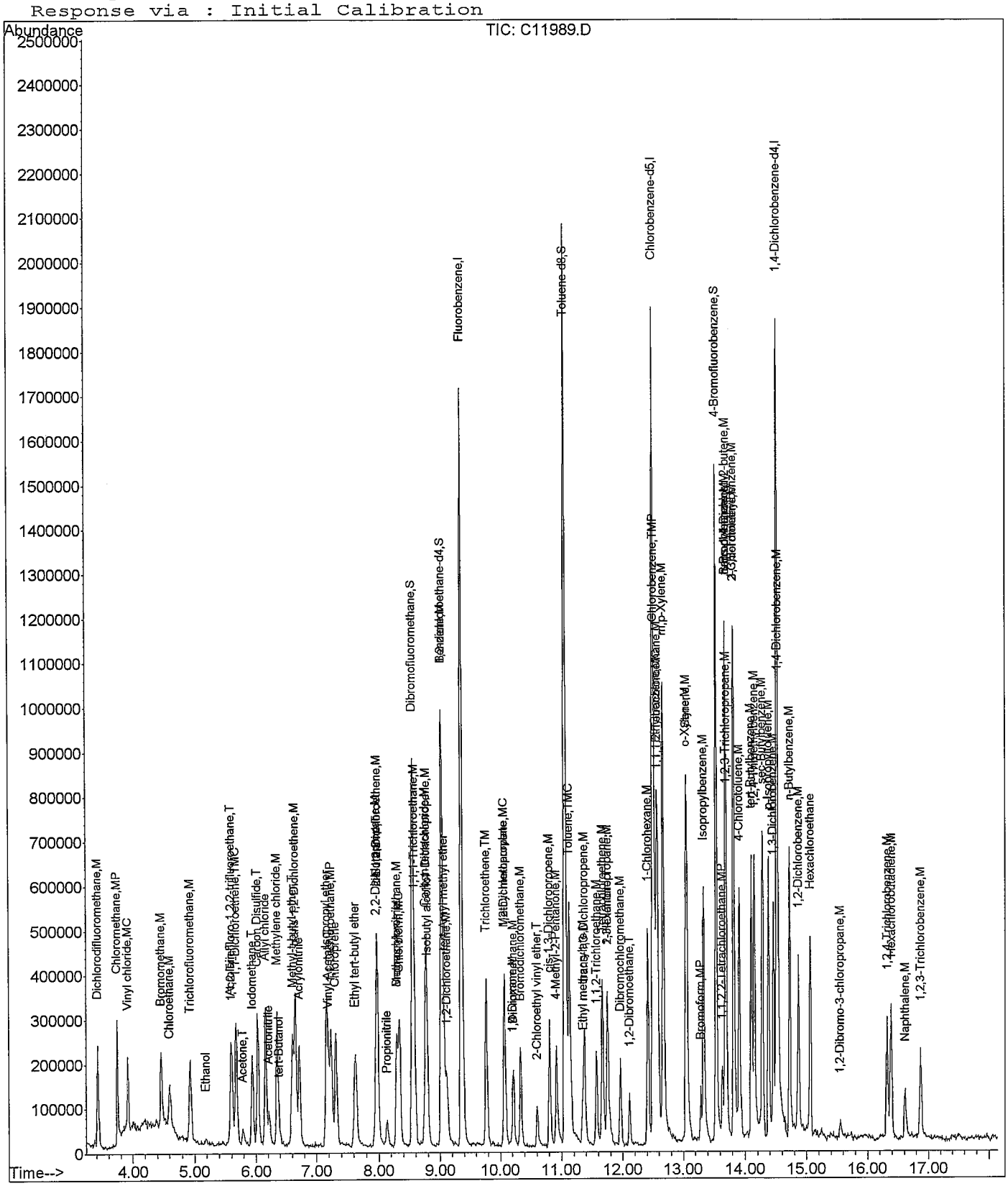

Quantitation Report (QT Reviewed)

Data File : C:\HPCHEM\1\DATA\082208\C11992.D
Acq On : 22 Aug 2008 13:59
Sample : VOC_15ppb_CSTD
Misc : 10mL water (source B)
MS Integration Params: ettics.p
Quant Time: Aug 22 15:38 2008

Vial: 9
Operator: twk-sop525r12:
Inst : CSS Instr
Multiplr: 1.00
Quant Results File: 082208W.RES

Quant Method : C:\HPCHEM\1\METHODS\082208W.M (RTE Integrator)
Title : GC/MS Volatiles (S.O.P. 525)
Last Update : Fri Aug 22 13:18:57 2008
Response via : Initial Calibration
DataAcq Meth : 082208W

Internal Standards	R.T.	QIon	Response	Conc	Units	Dev(Min)
1) Fluorobenzene	9.36	96	1946360	25.00	ppb	0.00
52) Chlorobenzene-d5	12.50	82	663690	25.00	ppb	0.00
72) 1,4-Dichlorobenzene-d4	14.51	152	546430	25.00	ppb	0.00
System Monitoring Compounds						
34) Dibromofluoromethane	8.55	113	732602	23.48	ppb	0.00
Spiked Amount 25.000	Range 80 - 124		Recovery = 93.92%			
38) 1,2-dichloroethane-d4	9.02	65	506688	25.50	ppb	-0.01
Spiked Amount 25.000	Range 62 - 139		Recovery = 102.00%			
53) Toluene-d8	11.05	98	1791029	25.03	ppb	-0.01
Spiked Amount 25.000	Range 81 - 119		Recovery = 100.12%			
73) 4-Bromofluorobenzene	13.54	95	632873	25.39	ppb	-0.01
Spiked Amount 25.000	Range 78 - 129		Recovery = 101.56%			

Target Compounds						Qvalue
2) Dichlorodifluoromethane	3.42	85	709684	14.59	ppb	98
3) Chloromethane	3.74	50	745557	13.77	ppb	99
4) Vinyl chloride	3.92	62	539872	14.73	ppb	97
5) Bromomethane	4.46	96	329189	14.29	ppb	97
6) Chloroethane	4.60	64	219035	13.45	ppb	97
7) Trichlorofluoromethane	4.93	101	670797	14.62	ppb	95
8) Ethanol	5.18	45	36918	258.26	ppb	94
9) Acrolein	5.59	56	118207	114.52	ppb	86
10) 1,1,2-Trichloro-1,2,2-trif	5.60	101	444034	14.41	ppb	98
11) 1,1-Dichloroethene	5.68	96	407916	15.00	ppb	97
12) Acetone	5.78	58	47074	59.76	ppb	87
13) Iodomethane	5.94	142	909444	16.33	ppb	99
14) Carbon Disulfide	6.03	76	1573132	14.76	ppb	97
15) Allyl chloride	6.16	76	241343	16.14	ppb	95
16) Acetonitrile	6.21	41	288880	153.92	ppb	93
17) Methylene chloride	6.35	84	426451	14.83	ppb	93
18) tert-Butanol	6.39	59	62265	86.66	ppb #	87
19) Methyl-t-butyl-ether	6.60	73	1109932	31.55	ppb	93
20) trans-1,2-Dichloroethene	6.66	96	433071	15.21	ppb	97
21) Acrylonitrile	6.72	53	683700	156.22	ppb	95
22) Isopropyl ether	7.17	45	1803319	15.14	ppb	97
23) Vinyl Acetate	7.21	43	427116	10.58	ppb	100
24) 1,1-Dichloroethane	7.24	63	950467	15.25	ppb	95
25) Chloroprene	7.32	53	661966	16.34	ppb	99
26) Ethyl tert-butyl ether	7.61	59	1029091	15.85	ppb	98
27) 2,2-Dichloropropane	7.95	77	496852	14.02	ppb	89
28) 2-Butanone	7.97	43	371966	56.49	ppb	98
29) cis-1,2-Dichloroethene	7.97	96	481200	15.52	ppb	97
30) Propionitrile	8.13	54	237240	164.36	ppb	98
31) Methacrylonitrile	8.29	67	67789	16.80	ppb	93
32) Bromochloromethane	8.29	128	197367	15.28	ppb	96
33) Chloroform	8.34	83	769353	14.15	ppb	97
35) 1,1,1-Trichloroethane	8.59	97	598111	14.90	ppb	93
36) Carbon tetrachloride	8.77	117	552817	17.10	ppb	99
37) 1,1-Dichloropropene	8.78	75	573664	14.87	ppb	96
39) Isobutyl alcohol	8.80	43	141466	316.81	ppb #	88
40) tert-Amyl methyl ether	9.07	87	121864	16.38	ppb	81
41) Benzene	9.04	78	1731756	15.42	ppb	99
42) 1,2-Dichloroethane	9.11	62	384787	14.88	ppb	93
43) Trichloroethene	9.77	95	480114	15.62	ppb	92

(#) = qualifier out of range (m) = manual integration

m 8/26/08

Quantitation Report (QT Reviewed)

Data File : C:\HPCHEM\1\DATA\082208\C11992.D
Acq On : 22 Aug 2008 13:59
Sample : VOC_15ppb_CSTD
Misc : 10mL water (source B)
MS Integration Params: ettics.p
Quant Time: Aug 22 15:38 2008

Vial: 9
Operator: twk-sop525r12:
Inst : CSS Instr
Multiplr: 1.00
Quant Results File: 082208W.RES

Quant Method : C:\HPCHEM\1\METHODS\082208W.M (RTE Integrator)
Title : GC/MS Volatiles (S.O.P. 525)
Last Update : Fri Aug 22 13:18:57 2008
Response via : Initial Calibration
DataAcq Meth : 082208W

	Compound	R.T.	QIon	Response	Conc	Unit		Qvalue
44)	1,2-Dichloropropane	10.07	63	495153	14.82	ppb	#	100
45)	Methyl methacrylate	10.08	69	109499	16.26	ppb		94
46)	1,4-Dioxane	10.17	88	17298	324.10	ppb	#	82
47)	Dibromomethane	10.21	93	219140	14.21	ppb		94
48)	Bromodichloromethane	10.33	83	474740	14.30	ppb		96
49)	2-Chloroethyl vinyl ether	10.60	63	153486	15.92	ppb		91
50)	cis-1,3-Dichloropropene	10.80	75	541072	14.86	ppb		98
51)	4-Methyl-2-Pentanone	10.91	43	832074	55.48	ppb		98
54)	Toluene	11.13	91	1503279	15.87	ppb		95
55)	Ethyl methacrylate	11.34	69	255385	17.00	ppb	#	97
56)	trans-1,3-Dichloropropene	11.37	75	382013	16.12	ppb		94
57)	1,1,2-Trichloroethane	11.57	83	213039	15.03	ppb		92
58)	Tetrachloroethene	11.67	164	344736	16.83	ppb		96
59)	2-Hexanone	11.74	58	235634	69.45	ppb		94
60)	1,3-Dichloropropane	11.75	76	339543	15.36	ppb		94
61)	Dibromochloromethane	11.96	129	349648	16.98	ppb		91
62)	1,2-Dibromoethane	12.11	107	281941	17.24	ppb		99
63)	1-Chlorohexane	12.42	91	586755	17.41	ppb		95
64)	Chlorobenzene	12.53	112	1006401	16.45	ppb		99
65)	Ethylbenzene	12.57	91	1660538	16.24	ppb		99
66)	1,1,1,2-Tetrachloroethane	12.59	131	324043	16.54	ppb		93
67)	m,p-Xylene	12.67	106	1134808	30.97	ppb		97
68)	o-Xylene	13.04	106	590410	15.87	ppb		89
69)	Styrene	13.06	104	890883	16.89	ppb		97
70)	Bromoform	13.29	173	174831	17.37	ppb		94
71)	Isopropylbenzene	13.33	105	1498200	16.40	ppb		99
74)	1,1,2,2-Tetrachloroethane	13.64	83	267318	14.47	ppb		94
75)	trans-1,4-Dichloro-2-buten	13.69	53	63886	15.85	ppb		91
76)	n-Propylbenzene	13.69	91	1949787	14.86	ppb		99
77)	1,2,3-Trichloropropane	13.71	110	48205	15.31	ppb		72
78)	Bromobenzene	13.69	156	365629	15.58	ppb		96
79)	1,3,5-Trimethylbenzene	13.82	105	1310879	16.15	ppb		100
80)	2-Chlorotoluene	13.83	126	402596	16.15	ppb		93
81)	4-Chlorotoluene	13.92	126	376743	16.23	ppb		99
82)	tert-Butylbenzene	14.10	134	193733	15.73	ppb		87
83)	1,2,4-Trimethylbenzene	14.14	105	1240543	16.28	ppb		98
84)	sec-Butylbenzene	14.28	105	1699679	15.45	ppb		99
85)	p-Isopropyltoluene	14.38	119	1315440	15.93	ppb		98
86)	1,3-Dichlorobenzene	14.46	146	655651	15.49	ppb		98
87)	1,4-Dichlorobenzene	14.53	146	642067	15.96	ppb		99
88)	n-Butylbenzene	14.72	91	1388041	16.10	ppb		99
89)	1,2-Dichlorobenzene	14.86	146	585850	16.27	ppb		99
90)	Hexachloroethane	15.06	201	249642	19.11	ppb		88
91)	1,2-Dibromo-3-chloropropan	15.56	157	29991	15.47	ppb		94
92)	1,2,4-Trichlorobenzene	16.32	180	373267	16.95	ppb		99
93)	Hexachlorobutadiene	16.38	225	216553	14.08	ppb		98
94)	Naphthalene	16.61	128	416120	16.84	ppb		100
95)	1,2,3-Trichlorobenzene	16.87	180	291243	17.29	ppb		96

(#) = qualifier out of range (m) = manual integration

Quantitation Report

Data File : C:\HPCHEM\1\DATA\082208\C11992.D
Acq On : 22 Aug 2008 13:59
Sample : VOC_15ppb_CSTD
Misc : 10mL water (source B)
MS Integration Params: ettics.p
Quant Time: Aug 22 15:38 2008

Vial: 9
Operator: twk-sop525r12:
Inst : CSS Instr
Multiplr: 1.00
Quant Results File: 082208W.RES

Method : C:\HPCHEM\1\METHODS\082208W.M (RTE Integrator)
Title : GC/MS Volatiles (S.O.P. 525)
Last Update : Mon Aug 25 10:40:28 2008
Response via : Initial Calibration

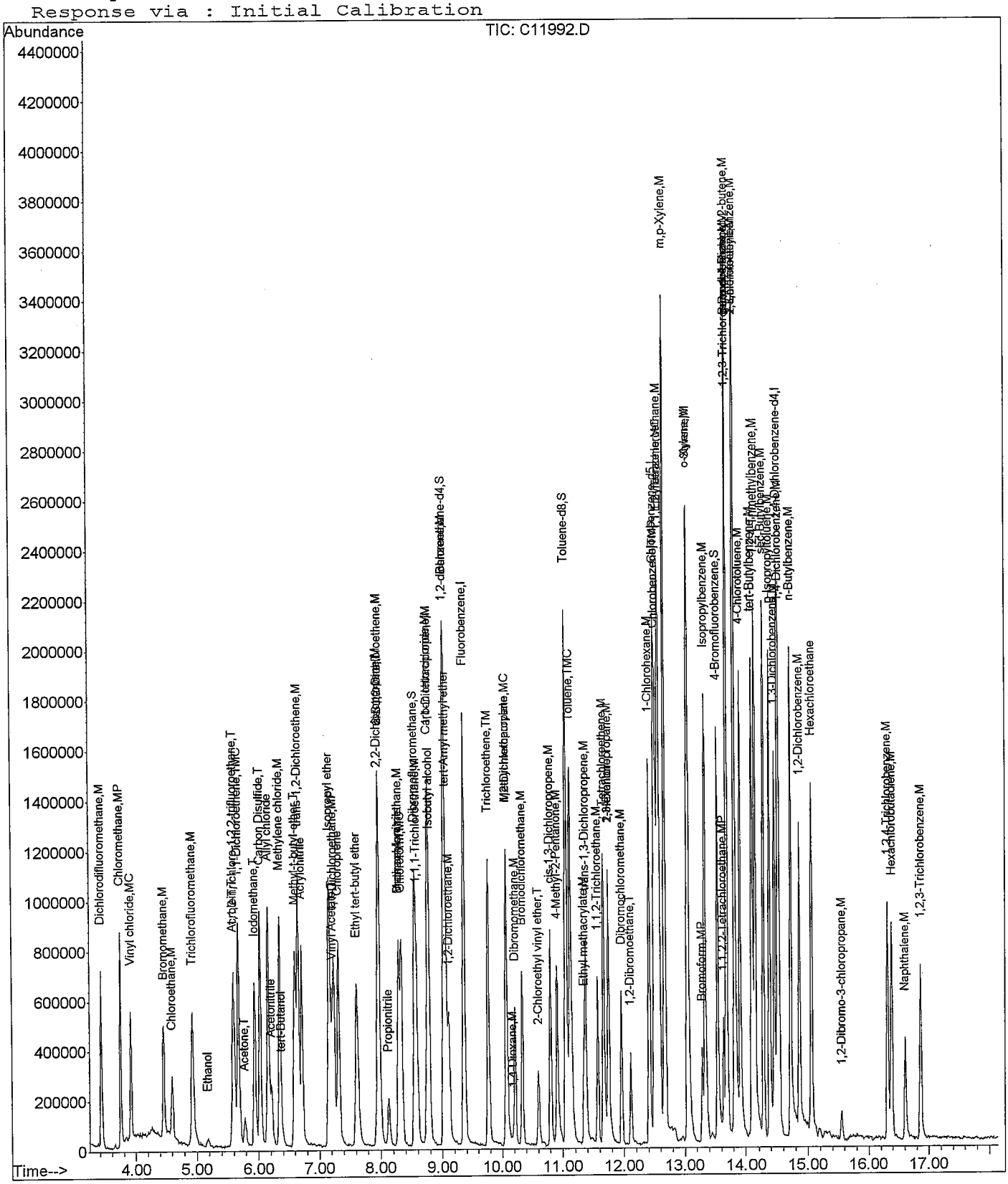

Quantitation Report (QT Reviewed)

Data File : C:\HPCHEM\1\DATA\082208\C11994.D
Acq On : 22 Aug 2008 14:46
Sample : VOC_20ppb_ISDEF
Misc : 10mL water (source B)
MS Integration Params: ettics.p
Quant Time: Aug 22 15:40 2008

Vial: 11
Operator: twk-sop525r12:
Inst : CSS Instr
Multiplr: 1.00

Quant Results File: 082208W.RES

Quant Method : C:\HPCHEM\1\METHODS\082208W.M (RTE Integrator)
Title : GC/MS Volatiles (S.O.P. 525)
Last Update : Fri Aug 22 15:39:52 2008
Response via : Initial Calibration
DataAcq Meth : 082208W

Internal Standards	R.T.	QIon	Response	Conc	Units	Dev(Min)
1) Fluorobenzene	9.36	96	1872234	25.00	ppb	0.00
52) Chlorobenzene-d5	12.50	82	714444	25.00	ppb	0.00
72) 1,4-Dichlorobenzene-d4	14.51	152	554818	25.00	ppb	0.00
System Monitoring Compounds						
34) Dibromofluoromethane	8.55	113	737857	24.90	ppb	0.00
Spiked Amount 25.000	Range 80 - 124		Recovery = 99.60%			
38) 1,2-dichloroethane-d4	9.02	65	463094	24.18	ppb	-0.01
Spiked Amount 25.000	Range 62 - 139		Recovery = 96.72%			
53) Toluene-d8	11.06	98	1933285	24.88	ppb	0.00
Spiked Amount 25.000	Range 81 - 119		Recovery = 99.52%			
73) 4-Bromofluorobenzene	13.54	95	602731	23.94	ppb	0.00
Spiked Amount 25.000	Range 78 - 129		Recovery = 95.76%			

Target Compounds						Qvalue
2) Dichlorodifluoromethane	3.41	85	949795	20.49	ppb	96
3) Chloromethane	3.74	50	978625	19.13	ppb	98
4) Vinyl chloride	3.92	62	683933	19.59	ppb	100
5) Bromomethane	4.46	96	449622	20.61	ppb	94
6) Chloroethane	4.60	64	285750	18.46	ppb	96
7) Trichlorofluoromethane	4.93	101	874563	20.09	ppb	94
8) Ethanol	5.18	45	47741	347.08	ppb	94
9) Acrolein	5.59	56	174323	183.35	ppb	74
10) 1,1,2-Trichloro-1,2,2-trif	5.60	101	582632	20.25	ppb	97
11) 1,1-Dichloroethene	5.68	96	533203	20.47	ppb	96
12) Acetone	5.78	58	59520	79.14	ppb	79
13) Iodomethane	5.94	142	1145065	21.32	ppb	99
14) Carbon Disulfide	6.03	76	2072303	20.38	ppb	98
15) Allyl chloride	6.16	76	307176	21.22	ppb	98
16) Acetonitrile	6.21	41	346297	189.55	ppb	99
17) Methylene chloride	6.35	84	529088	19.15	ppb	98
18) tert-Butanol	6.38	59	77926	111.05	ppb	94
19) Methyl-t-butyl-ether	6.60	73	1386151	41.37	ppb	92
20) trans-1,2-Dichloroethene	6.66	96	586715	21.56	ppb	95
21) Acrylonitrile	6.71	53	867856	207.80	ppb	97
22) Isopropyl ether	7.16	45	2338318	20.53	ppb	98
23) Vinyl Acetate	7.21	43	660017	18.11	ppb #	95
24) 1,1-Dichloroethane	7.24	63	1302035	21.79	ppb	95
25) Chloroprene	7.31	53	855494	21.73	ppb	99
26) Ethyl tert-butyl ether	7.62	59	1351569	21.67	ppb	97
27) 2,2-Dichloropropane	7.95	77	644876	19.09	ppb	94
28) 2-Butanone	7.97	43	487357	77.78	ppb	98
29) cis-1,2-Dichloroethene	7.98	96	652859	21.80	ppb	90
30) Propionitrile	8.13	54	293037	209.80	ppb #	92
31) Methacrylonitrile	8.29	67	88908	22.83	ppb	81
32) Bromochloromethane	8.29	128	266305	21.43	ppb	94
33) Chloroform	8.34	83	1119010	21.57	ppb	97
35) 1,1,1-Trichloroethane	8.58	97	770812	20.21	ppb	95
36) Carbon tetrachloride	8.76	117	727034	22.99	ppb	99
37) 1,1-Dichloropropene	8.77	75	778743	21.10	ppb	99
39) Isobutyl alcohol	8.79	43	175771	406.20	ppb	95
40) tert-Amyl methyl ether	9.07	87	141984	19.72	ppb	97
41) Benzene	9.04	78	2196852	20.25	ppb	99
42) 1,2-Dichloroethane	9.12	62	488453	19.74	ppb	99
43) Trichloroethene	9.77	95	645846	21.98	ppb	91

(#) = qualifier out of range (m) = manual integration

m 8/26/08

Quantitation Report (QT Reviewed)

Data File : C:\HPCHEM\1\DATA\082208\C11994.D
Acq On : 22 Aug 2008 14:46
Sample : VOC_20ppb_ISDEF
Misc : 10mL water (source B)
MS Integration Params: ettics.p
Quant Time: Aug 22 15:40 2008

Vial: 11
Operator: twk-sop525r12:
Inst : CSS Instr
Multiplr: 1.00
Quant Results File: 082208W.RES

Quant Method : C:\HPCHEM\1\METHODS\082208W.M (RTE Integrator)
Title : GC/MS Volatiles (S.O.P. 525)
Last Update : Fri Aug 22 15:39:52 2008
Response via : Initial Calibration
DataAcq Meth : 082208W

	Compound	R.T.	QIon	Response	Conc Unit		Qvalue
44)	1,2-Dichloropropane	10.07	63	611515	19.15 ppb		97
45)	Methyl methacrylate	10.07	69	139258	21.65 ppb		93
46)	1,4-Dioxane	10.17	88	24472	462.54 ppb	#	87
47)	Dibromomethane	10.22	93	299505	20.41 ppb		95
48)	Bromodichloromethane	10.34	83	661281	21.01 ppb		96
49)	2-Chloroethyl vinyl ether	10.60	63	199017	21.66 ppb		92
50)	cis-1,3-Dichloropropene	10.81	75	711133	20.60 ppb		98
51)	4-Methyl-2-Pentanone	10.91	43	1119007	80.16 ppb		99
54)	Toluene	11.13	91	2038007	19.75 ppb		98
55)	Ethyl methacrylate	11.35	69	315269	19.15 ppb	#	95
56)	trans-1,3-Dichloropropene	11.37	75	500447	19.63 ppb		98
57)	1,1,2-Trichloroethane	11.57	83	295214	19.35 ppb		98
58)	Tetrachloroethene	11.66	164	460485	20.57 ppb		95
59)	2-Hexanone	11.74	58	316646	86.86 ppb		92
60)	1,3-Dichloropropane	11.75	76	503374	21.15 ppb		100
61)	Dibromochloromethane	11.96	129	469476	20.92 ppb		98
62)	1,2-Dibromoethane	12.11	107	354464	19.72 ppb		98
63)	1-Chlorohexane	12.42	91	750406	20.27 ppb		99
64)	Chlorobenzene	12.53	112	1408320	21.12 ppb		100
65)	Ethylbenzene	12.57	91	2334890	21.06 ppb		98
66)	1,1,1,2-Tetrachloroethane	12.59	131	450367	21.10 ppb		95
67)	m,p-Xylene	12.67	106	1755440	44.47 ppb		97
68)	o-Xylene	13.05	106	846108	20.99 ppb		99
69)	Styrene	13.06	104	1189406	20.75 ppb		94
70)	Bromoform	13.29	173	238148	21.63 ppb		96
71)	Isopropylbenzene	13.34	105	1922922	19.26 ppb		98
74)	1,1,2,2-Tetrachloroethane	13.64	83	361747	19.64 ppb		99
75)	trans-1,4-Dichloro-2-buten	13.68	53	83994	20.58 ppb		92
76)	n-Propylbenzene	13.68	91	2577184	19.49 ppb		98
77)	1,2,3-Trichloropropane	13.71	110	62553	19.58 ppb		56
78)	Bromobenzene	13.70	156	478407	20.04 ppb		97
79)	1,3,5-Trimethylbenzene	13.82	105	1616243	19.50 ppb		100
80)	2-Chlorotoluene	13.82	126	485065	19.05 ppb		98
81)	4-Chlorotoluene	13.91	126	494745	20.96 ppb		98
82)	tert-Butylbenzene	14.10	134	263480	21.05 ppb		98
83)	1,2,4-Trimethylbenzene	14.15	105	1655481	21.28 ppb		100
84)	sec-Butylbenzene	14.28	105	2245903	20.20 ppb		99
85)	p-Isopropyltoluene	14.38	119	1713958	20.44 ppb		98
86)	1,3-Dichlorobenzene	14.45	146	878879	20.33 ppb		96
87)	1,4-Dichlorobenzene	14.53	146	809217	19.70 ppb		99
88)	n-Butylbenzene	14.72	91	1755511	20.02 ppb		97
89)	1,2-Dichlorobenzene	14.86	146	780267	21.31 ppb		98
90)	Hexachloroethane	15.05	201	317984	23.23 ppb	#	82
91)	1,2-Dibromo-3-chloropropan	15.55	157	43192	22.23 ppb		92
92)	1,2,4-Trichlorobenzene	16.32	180	491394	21.88 ppb		97
93)	Hexachlorobutadiene	16.38	225	331017	21.51 ppb		97
94)	Naphthalene	16.61	128	593267	23.60 ppb		100
95)	1,2,3-Trichlorobenzene	16.86	180	367085	21.26 ppb		93

(#) = qualifier out of range (m) = manual integration

Quantitation Report

Data File : C:\HPCHEM\1\DATA\082208\C11994.D
Acq On : 22 Aug 2008 14:46
Sample : VOC_20ppb_ISDEF
Misc : 10mL water (source B)
MS Integration Params: ettics.p
Quant Time: Aug 22 15:40 2008

Vial: 11
Operator: twk-sop525r12:
Inst : CSS Instr
Multiplr: 1.00

Quant Results File: 082208W.RES

Method : C:\HPCHEM\1\METHODS\082208W.M (RTE Integrator)
Title : GC/MS Volatiles (S.O.P. 525)
Last Update : Mon Aug 25 10:40:28 2008
Response via : Initial Calibration

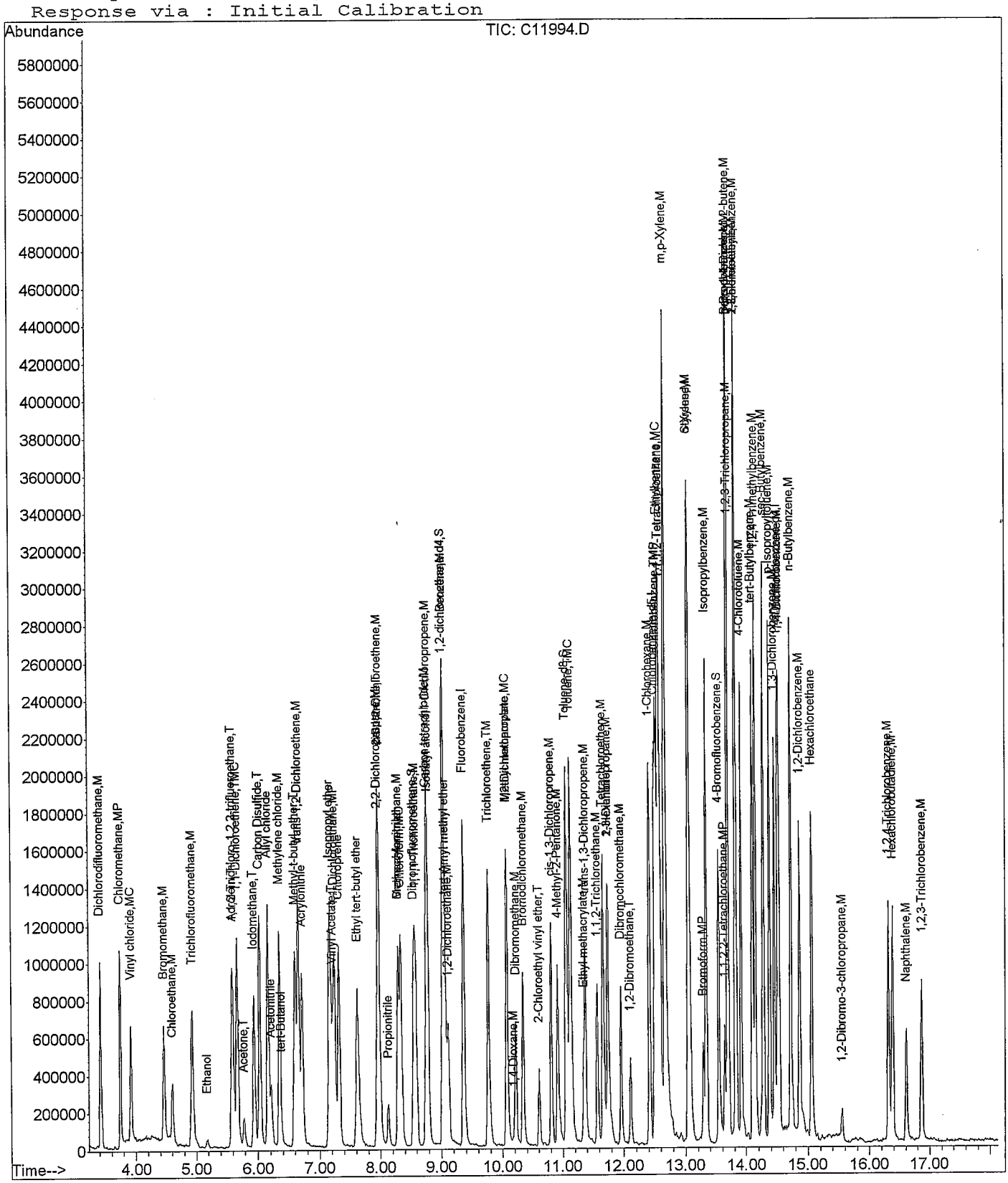

Quantitation Report (QT Reviewed)

Data File : C:\HPCHEM\1\DATA\082208\C11996.D Vial: 13
Acq On : 22 Aug 2008 15:33 Operator: twk-sop525r12:
Sample : VOC_35ppb_CSTD Inst : CSS Instr
Misc : 10mL water (source B) Multiplr: 1.00
MS Integration Params: ettics.p
Quant Time: Aug 22 16:26 2008 Quant Results File: 082208W.RES

Quant Method : C:\HPCHEM\1\METHODS\082208W.M (RTE Integrator)
Title : GC/MS Volatiles (S.O.P. 525)
Last Update : Fri Aug 22 15:41:08 2008
Response via : Initial Calibration
DataAcq Meth : 082208W

Internal Standards	R.T.	QIon	Response	Conc	Units	Dev(Min)
1) Fluorobenzene	9.36	96	1976048	25.00	ppb	0.00
52) Chlorobenzene-d5	12.50	82	669104	25.00	ppb	0.00
72) 1,4-Dichlorobenzene-d4	14.51	152	554752	25.00	ppb	0.00
System Monitoring Compounds						
34) Dibromofluoromethane	8.55	113	788171	25.39	ppb	0.00
Spiked Amount 25.000	Range 80 - 124		Recovery = 101.56%			
38) 1,2-dichloroethane-d4	9.02	65	456113	22.70	ppb	-0.01
Spiked Amount 25.000	Range 62 - 139		Recovery = 90.80%			
53) Toluene-d8	11.05	98	1791758	24.57	ppb	-0.01
Spiked Amount 25.000	Range 81 - 119		Recovery = 98.28%			
73) 4-Bromofluorobenzene	13.54	95	609147	24.46	ppb	-0.01
Spiked Amount 25.000	Range 78 - 129		Recovery = 97.84%			

Target Compounds							Qvalue
2) Dichlorodifluoromethane	3.42	85	1534247	31.32	ppb		99
3) Chloromethane	3.74	50	1797573	33.38	ppb		98
4) Vinyl chloride	3.92	62	1222991	33.26	ppb		95
5) Bromomethane	4.46	96	799777	34.72	ppb		100
6) Chloroethane	4.60	64	493182	30.30	ppb		94
7) Trichlorofluoromethane	4.93	101	1523652	33.11	ppb		98
8) Ethanol	5.18	45	90509	612.48	ppb		96
9) Acrolein	5.59	56	354602m	364.29	ppb		
10) 1,1,2-Trichloro-1,2,2-trif	5.60	101	1140090	37.65	ppb		93
11) 1,1-Dichloroethene	5.68	96	975160	35.37	ppb		98
12) Acetone	5.78	58	107959	134.48	ppb		93
13) Iodomethane	5.94	142	2114227	37.02	ppb		99
14) Carbon Disulfide	6.03	76	3751184	34.81	ppb		96
15) Allyl chloride	6.16	76	554532	35.67	ppb		95
16) Acetonitrile	6.21	41	569773	292.24	ppb	#	95
17) Methylene chloride	6.35	84	958488	32.72	ppb		98
18) tert-Butanol	6.38	59	136235	179.07	ppb	#	87
19) Methyl-t-butyl-ether	6.60	73	2588919	72.55	ppb		95
20) trans-1,2-Dichloroethene	6.66	96	1012726	34.90	ppb		96
21) Acrylonitrile	6.71	53	1567853	352.50	ppb		100
22) Isopropyl ether	7.16	45	3811412	31.40	ppb		99
23) Vinyl Acetate	7.20	43	1025736	27.58	ppb		99
24) 1,1-Dichloroethane	7.23	63	2142518	33.78	ppb		97
25) Chloroprene	7.31	53	1536145	36.57	ppb		98
26) Ethyl tert-butyl ether	7.61	59	2457766	36.94	ppb		96
27) 2,2-Dichloropropane	7.95	77	1167387	32.77	ppb		94
28) 2-Butanone	7.97	43	890967	134.21	ppb		98
29) cis-1,2-Dichloroethene	7.98	96	1172433	36.45	ppb		97
30) Propionitrile	8.13	54	530051	355.67	ppb		97
31) Methacrylonitrile	8.29	67	152303	36.33	ppb		90
32) Bromochloromethane	8.29	128	470016	35.56	ppb		96
33) Chloroform	8.34	83	1898152	34.49	ppb		98
35) 1,1,1-Trichloroethane	8.58	97	1486366	37.28	ppb		96
36) Carbon tetrachloride	8.76	117	1271642	37.21	ppb		97
37) 1,1-Dichloropropene	8.78	75	1379304	35.24	ppb		98
39) Isobutyl alcohol	8.79	43	307304	663.15	ppb	#	90
40) tert-Amyl methyl ether	9.07	87	283010	37.06	ppb		81
41) Benzene	9.04	78	3958056	34.36	ppb		98
42) 1,2-Dichloroethane	9.11	62	912418	35.11	ppb		99
43) Trichloroethene	9.77	95	1146200	36.33	ppb		94

(#) = qualifier out of range (m) = manual integration

ac 8/25/08

Quantitation Report (QT Reviewed)

Data File : C:\HPCHEM\1\DATA\082208\C11996.D Vial: 13
Acq On : 22 Aug 2008 15:33 Operator: twk-sop525r12:
Sample : VOC_35ppb_CSTD Inst : CSS Instr
Misc : 10mL water (source B) Multiplr: 1.00
MS Integration Params: ettics.p
Quant Time: Aug 22 16:26 2008 Quant Results File: 082208W.RES

Quant Method : C:\HPCHEM\1\METHODS\082208W.M (RTE Integrator)
Title : GC/MS Volatiles (S.O.P. 525)
Last Update : Fri Aug 22 15:41:08 2008
Response via : Initial Calibration
DataAcq Meth : 082208W

	Compound	R.T.	QIon	Response	Conc	Unit		Qvalue
44)	1,2-Dichloropropane	10.07	63	1093981	32.57	ppb	#	98
45)	Methyl methacrylate	10.07	69	241004	35.10	ppb		94
46)	1,4-Dioxane	10.17	88	47368	832.23	ppb	#	94
47)	Dibromomethane	10.21	93	546411	35.14	ppb		98
48)	Bromodichloromethane	10.33	83	1140387	34.22	ppb		95
49)	2-Chloroethyl vinyl ether	10.60	63	354014	36.64	ppb		93
50)	cis-1,3-Dichloropropene	10.80	75	1352891	37.11	ppb		98
51)	4-Methyl-2-Pentanone	10.91	43	1902254	129.19	ppb		99
54)	Toluene	11.13	91	3721508	38.57	ppb		98
55)	Ethyl methacrylate	11.34	69	560523	36.49	ppb	#	95
56)	trans-1,3-Dichloropropene	11.37	75	888814	37.56	ppb		94
57)	1,1,2-Trichloroethane	11.57	83	550661	38.74	ppb		96
58)	Tetrachloroethene	11.67	164	732108	34.99	ppb		94
59)	2-Hexanone	11.74	58	549800	164.07	ppb		93
60)	1,3-Dichloropropane	11.75	76	802329	35.96	ppb		97
61)	Dibromochloromethane	11.96	129	861985	40.83	ppb		95
62)	1,2-Dibromoethane	12.11	107	665739	39.71	ppb		95
63)	1-Chlorohexane	12.42	91	1291678	36.99	ppb		98
64)	Chlorobenzene	12.53	112	2186508	34.60	ppb		99
65)	Ethylbenzene	12.57	91	3767469	36.24	ppb		98
66)	1,1,1,2-Tetrachloroethane	12.59	131	791490	39.37	ppb		95
67)	m,p-Xylene	12.67	106	2661450	71.40	ppb		99
68)	o-Xylene	13.04	106	1439940	38.07	ppb		92
69)	Styrene	13.06	104	2082780	38.86	ppb		95
70)	Bromoform	13.29	173	427905	41.06	ppb		95
71)	Isopropylbenzene	13.33	105	3415614	36.79	ppb		99
74)	1,1,2,2-Tetrachloroethane	13.64	83	639335	35.02	ppb		97
75)	trans-1,4-Dichloro-2-buten	13.69	53	146518	35.65	ppb		90
76)	n-Propylbenzene	13.69	91	4609888	35.28	ppb		99
77)	1,2,3-Trichloropropane	13.70	110	114383	35.83	ppb		88
78)	Bromobenzene	13.69	156	861606	36.29	ppb		97
79)	1,3,5-Trimethylbenzene	13.82	105	2908887	35.08	ppb		97
80)	2-Chlorotoluene	13.82	126	895087	35.21	ppb		99
81)	4-Chlorotoluene	13.92	126	873913	36.91	ppb		96
82)	tert-Butylbenzene	14.10	134	473868	37.64	ppb		97
83)	1,2,4-Trimethylbenzene	14.14	105	2969158	37.95	ppb		99
84)	sec-Butylbenzene	14.28	105	3981265	35.94	ppb		100
85)	p-Isopropyltoluene	14.38	119	3030889	36.08	ppb		97
86)	1,3-Dichlorobenzene	14.46	146	1577335	36.24	ppb		96
87)	1,4-Dichlorobenzene	14.53	146	1465608	35.57	ppb		98
88)	n-Butylbenzene	14.72	91	3177099	36.59	ppb		99
89)	1,2-Dichlorobenzene	14.86	146	1304082	35.32	ppb		98
90)	Hexachloroethane	15.06	201	573582	40.85	ppb	#	85
91)	1,2-Dibromo-3-chloropropan	15.56	157	74592	37.97	ppb		93
92)	1,2,4-Trichlorobenzene	16.31	180	839397	37.02	ppb		99
93)	Hexachlorobutadiene	16.38	225	571600	37.16	ppb		95
94)	Naphthalene	16.61	128	1034317	40.65	ppb		100
95)	1,2,3-Trichlorobenzene	16.87	180	665497	38.16	ppb		97

(#) = qualifier out of range (m) = manual integration

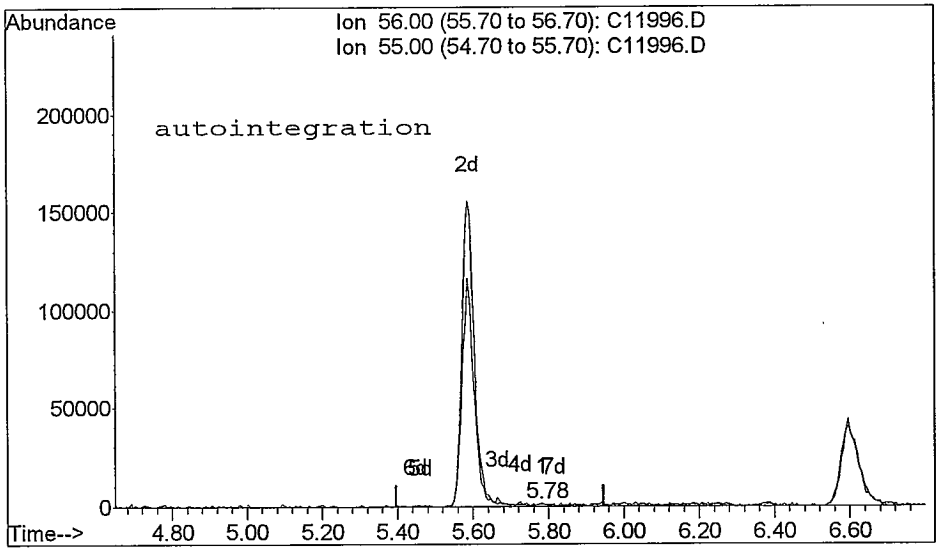

TIC: C11996.D

(9) Acrolein (T)
5.78min 3.09ppb
response 3012

Ion	Exp%	Act%
56.00	100	100
55.00	50.00	39.01
0.00	0.00	0.00
0.00	0.00	0.00

Reason for manual re-integration?

[x] missed peak assignment

[] peak saturation (detector shutdown)

[] over-integrated peak's area

[] under-integrated peak's area

[] other (_____)

initials: VL date: 9/25/08

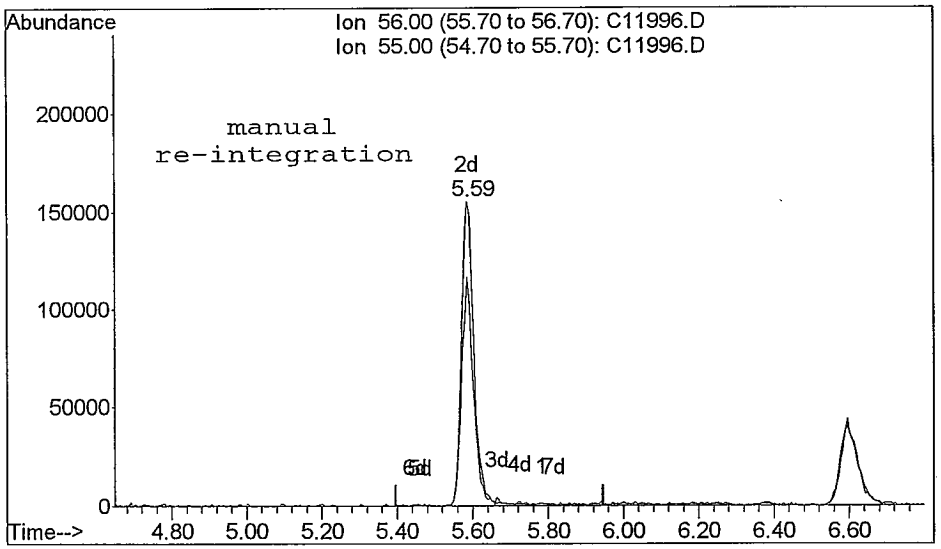

TIC: C11996.D

(9) Acrolein (T)
5.59min 364.29ppb m
response 354602

Ion	Exp%	Act%
56.00	100	100
55.00	50.00	74.69#
0.00	0.00	0.00
0.00	0.00	0.00

Quantitation Report

Data File : C:\HPCHEM\1\DATA\082208\C11996.D Vial: 13
Acq On : 22 Aug 2008 15:33 Operator: twk-sop525r12:
Sample : VOC_35ppb_CSTD Inst : CSS Instr
Misc : 10mL water (source B) Multiplr: 1.00
MS Integration Params: ettics.p
Quant Time: Aug 22 16:26 2008 Quant Results File: 082208W.RES

Method : C:\HPCHEM\1\METHODS\082208W.M (RTE Integrator)
Title : GC/MS Volatiles (S.O.P. 525)
Last Update : Fri Aug 22 15:41:08 2008
Response via : Initial Calibration

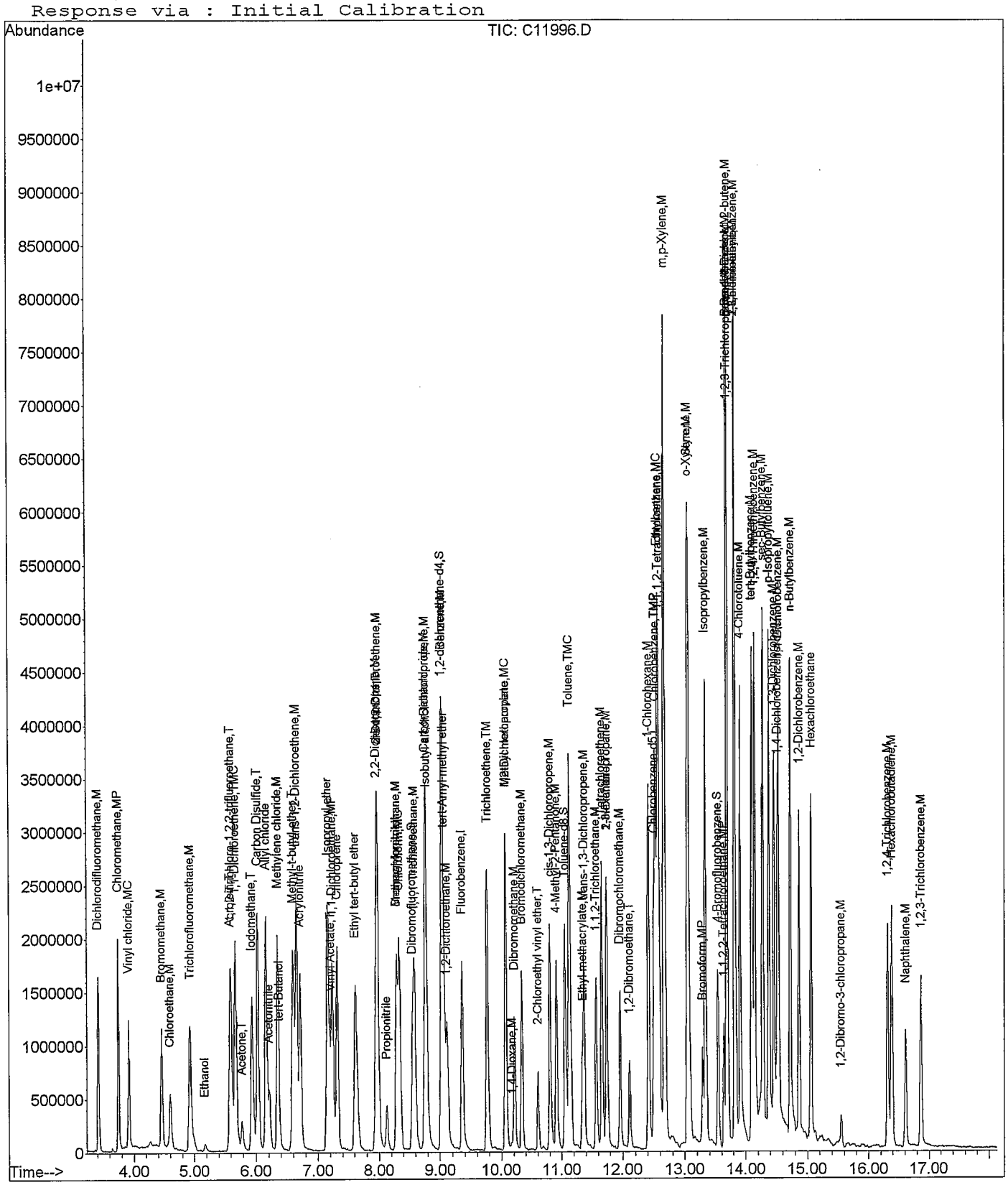

Quantitation Report (QT Reviewed)

Data File : C:\HPCHEM\1\DATA\082208\C11999.D Vial: 16
Acq On : 22 Aug 2008 16:43 Operator: twk-sop525r12:
Sample : VOC_10ppb_CSTD Inst : CSS Instr
Misc : 10mL water (source B) Multiplr: 1.00
MS Integration Params: ettics.p
Quant Time: Aug 22 18:21 2008 Quant Results File: 082208W.RES

Quant Method : C:\HPCHEM\1\METHODS\082208W.M (RTE Integrator)
Title : GC/MS Volatiles (S.O.P. 525)
Last Update : Fri Aug 22 16:28:08 2008
Response via : Initial Calibration
DataAcq Meth : 082208W

Internal Standards	R.T.	QIon	Response	Conc	Units	Dev(Min)
1) Fluorobenzene	9.36	96	1895290	25.00	ppb	0.00
52) Chlorobenzene-d5	12.50	82	656281	25.00	ppb	0.00
72) 1,4-Dichlorobenzene-d4	14.51	152	549674	25.00	ppb	0.00
System Monitoring Compounds						
34) Dibromofluoromethane	8.55	113	733929	24.63	ppb	0.00
Spiked Amount 25.000	Range 80 - 124		Recovery = 98.52%			
38) 1,2-dichloroethane-d4	9.02	65	448306	23.50	ppb	-0.02
Spiked Amount 25.000	Range 62 - 139		Recovery = 94.00%			
53) Toluene-d8	11.05	98	1862811	26.13	ppb	-0.01
Spiked Amount 25.000	Range 81 - 119		Recovery = 104.52%			
73) 4-Bromofluorobenzene	13.54	95	606525	24.75	ppb	0.00
Spiked Amount 25.000	Range 78 - 129		Recovery = 99.00%			

Target Compounds							Qvalue
2) Dichlorodifluoromethane	3.42	85	483876	10.43	ppb		100
3) Chloromethane	3.74	50	505847	9.99	ppb		98
4) Vinyl chloride	3.91	62	350203	10.08	ppb		97
5) Bromomethane	4.46	96	236716	10.78	ppb		98
6) Chloroethane	4.60	64	144405	9.43	ppb		95
7) Trichlorofluoromethane	4.93	101	447380	10.27	ppb		91
8) Ethanol	5.18	45	26702	184.42	ppb	#	84
9) Acrolein	5.59	56	104714	119.05	ppb		75
10) 1,1,2-Trichloro-1,2,2-trif	5.60	101	346128	11.92	ppb		99
11) 1,1-Dichloroethene	5.67	96	276592	10.49	ppb		97
12) Acetone	5.78	58	30490	39.26	ppb		80
13) Iodomethane	5.94	142	587722	10.65	ppb		99
14) Carbon Disulfide	6.03	76	1063087	10.43	ppb		99
15) Allyl chloride	6.16	76	165833	11.06	ppb	#	93
16) Acetonitrile	6.22	41	190046	102.49	ppb		90
17) Methylene chloride	6.35	84	289464	10.35	ppb		93
18) tert-Butanol	6.39	59	38956	52.74	ppb	#	85
19) Methyl-t-butyl-ether	6.60	73	716192	20.83	ppb		92
20) trans-1,2-Dichloroethene	6.65	96	301439	10.87	ppb		94
21) Acrylonitrile	6.71	53	458075	107.65	ppb		97
22) Isopropyl ether	7.16	45	1167640	10.21	ppb		96
23) Vinyl Acetate	7.21	43	380009	11.18	ppb		97
24) 1,1-Dichloroethane	7.24	63	682788	11.33	ppb		93
25) Chloroprene	7.32	53	425602	10.52	ppb		92
26) Ethyl tert-butyl ether	7.61	59	729508	11.39	ppb		98
27) 2,2-Dichloropropane	7.95	77	344897	10.19	ppb		88
28) 2-Butanone	7.97	43	253267	40.06	ppb		98
29) cis-1,2-Dichloroethene	7.97	96	330713	10.72	ppb		96
30) Propionitrile	8.13	54	151055	105.03	ppb	#	93
31) Methacrylonitrile	8.29	67	43157	10.68	ppb		94
32) Bromochloromethane	8.30	128	146377	11.46	ppb		84
33) Chloroform	8.33	83	556880	10.65	ppb		98
35) 1,1,1-Trichloroethane	8.58	97	411544	10.74	ppb		97
36) Carbon tetrachloride	8.76	117	363668	11.00	ppb		89
37) 1,1-Dichloropropene	8.78	75	410259	11.02	ppb		96
39) Isobutyl alcohol	8.80	43	94001	209.17	ppb	#	90
40) tert-Amyl methyl ether	9.07	87	75098	10.16	ppb		96
41) Benzene	9.03	78	1153145	10.44	ppb		97
42) 1,2-Dichloroethane	9.11	62	278627	11.18	ppb		96
43) Trichloroethene	9.76	95	310442	10.17	ppb		97

(#) = qualifier out of range (m) = manual integration

mu 8/25/08

Quantitation Report (QT Reviewed)

Data File : C:\HPCHEM\1\DATA\082208\C11999.D Vial: 16
Acq On : 22 Aug 2008 16:43 Operator: twk-sop525r12:
Sample : VOC_10ppb_CSTD Inst : CSS Instr
Misc : 10mL water (source B) Multiplr: 1.00
MS Integration Params: ettics.p
Quant Time: Aug 22 18:21 2008 Quant Results File: 082208W.RES

Quant Method : C:\HPCHEM\1\METHODS\082208W.M (RTE Integrator)
Title : GC/MS Volatiles (S.O.P. 525)
Last Update : Fri Aug 22 16:28:08 2008
Response via : Initial Calibration
DataAcq Meth : 082208W

	Compound	R.T.	QIon	Response	Conc Unit		Qvalue
44)	1,2-Dichloropropane	10.07	63	340812	10.70 ppb		99
45)	Methyl methacrylate	10.07	69	71774	10.91 ppb		94
46)	1,4-Dioxane	10.18	88	11262	197.76 ppb	#	77
47)	Dibromomethane	10.21	93	161645	10.82 ppb		93
48)	Bromodichloromethane	10.33	83	341658	10.75 ppb		99
49)	2-Chloroethyl vinyl ether	10.60	63	103290	11.19 ppb		91
50)	cis-1,3-Dichloropropene	10.80	75	384663	11.02 ppb		98
51)	4-Methyl-2-Pentanone	10.91	43	557654	39.89 ppb	#	97
54)	Toluene	11.13	91	1044109	10.90 ppb		99
55)	Ethyl methacrylate	11.35	69	164537	10.81 ppb	#	95
56)	trans-1,3-Dichloropropene	11.37	75	258072	11.09 ppb		92
57)	1,1,2-Trichloroethane	11.57	83	150026	10.64 ppb		97
58)	Tetrachloroethene	11.67	164	242157	11.81 ppb		93
59)	2-Hexanone	11.74	58	165564	49.91 ppb		98
60)	1,3-Dichloropropane	11.75	76	257503	11.67 ppb		96
61)	Dibromochloromethane	11.96	129	243313	11.47 ppb		100
62)	1,2-Dibromoethane	12.11	107	194692	11.67 ppb		92
63)	1-Chlorohexane	12.42	91	401969	11.59 ppb		98
64)	Chlorobenzene	12.53	112	732959	11.79 ppb		98
65)	Ethylbenzene	12.57	91	1193523	11.65 ppb		98
66)	1,1,1,2-Tetrachloroethane	12.59	131	238986	11.94 ppb		92
67)	m,p-Xylene	12.67	106	859374	23.34 ppb		94
68)	o-Xylene	13.04	106	448458	11.90 ppb		98
69)	Styrene	13.06	104	654966	12.33 ppb		97
70)	Bromoform	13.29	173	115729	11.11 ppb		98
71)	Isopropylbenzene	13.34	105	1084397	11.87 ppb		99
74)	1,1,2,2-Tetrachloroethane	13.64	83	188468	10.40 ppb		96
75)	trans-1,4-Dichloro-2-buten	13.69	53	43168	10.63 ppb	#	86
76)	n-Propylbenzene	13.69	91	1390258	10.81 ppb		98
77)	1,2,3-Trichloropropane	13.71	110	32083	10.06 ppb		88
78)	Bromobenzene	13.69	156	263238	11.14 ppb		93
79)	1,3,5-Trimethylbenzene	13.82	105	930100	11.33 ppb		100
80)	2-Chlorotoluene	13.82	126	274768	10.88 ppb		99
81)	4-Chlorotoluene	13.91	126	253230	10.74 ppb		97
82)	tert-Butylbenzene	14.10	134	136611	10.84 ppb		98
83)	1,2,4-Trimethylbenzene	14.15	105	854844	10.94 ppb		100
84)	sec-Butylbenzene	14.27	105	1137973	10.33 ppb		100
85)	p-Isopropyltoluene	14.38	119	888086	10.60 ppb		98
86)	1,3-Dichlorobenzene	14.46	146	477134	10.95 ppb		96
87)	1,4-Dichlorobenzene	14.53	146	428644	10.40 ppb		98
88)	n-Butylbenzene	14.72	91	919363	10.68 ppb		97
89)	1,2-Dichlorobenzene	14.86	146	402827	10.98 ppb		95
90)	Hexachloroethane	15.06	201	159198	11.15 ppb	#	80
91)	1,2-Dibromo-3-chloropropan	15.56	157	22341	11.38 ppb		92
92)	1,2,4-Trichlorobenzene	16.31	180	263606	11.68 ppb		95
93)	Hexachlorobutadiene	16.38	225	154001	10.02 ppb		95
94)	Naphthalene	16.61	128	286570	11.08 ppb		100
95)	1,2,3-Trichlorobenzene	16.86	180	203516	11.62 ppb		89

(#) = qualifier out of range (m) = manual integration

Quantitation Report

Data File : C:\HPCHEM\1\DATA\082208\C11999.D Vial: 16
Acq On : 22 Aug 2008 16:43 Operator: twk-sop525r12:
Sample : VOC_10ppb_CSTD Inst : CSS Instr
Misc : 10mL water (source B) Multiplr: 1.00
MS Integration Params: ettics.p
Quant Time: Aug 22 18:21 2008 Quant Results File: 082208W.RES

Method : C:\HPCHEM\1\METHODS\082208W.M (RTE Integrator)
Title : GC/MS Volatiles (S.O.P. 525)
Last Update : Fri Aug 22 16:28:08 2008
Response via : Initial Calibration

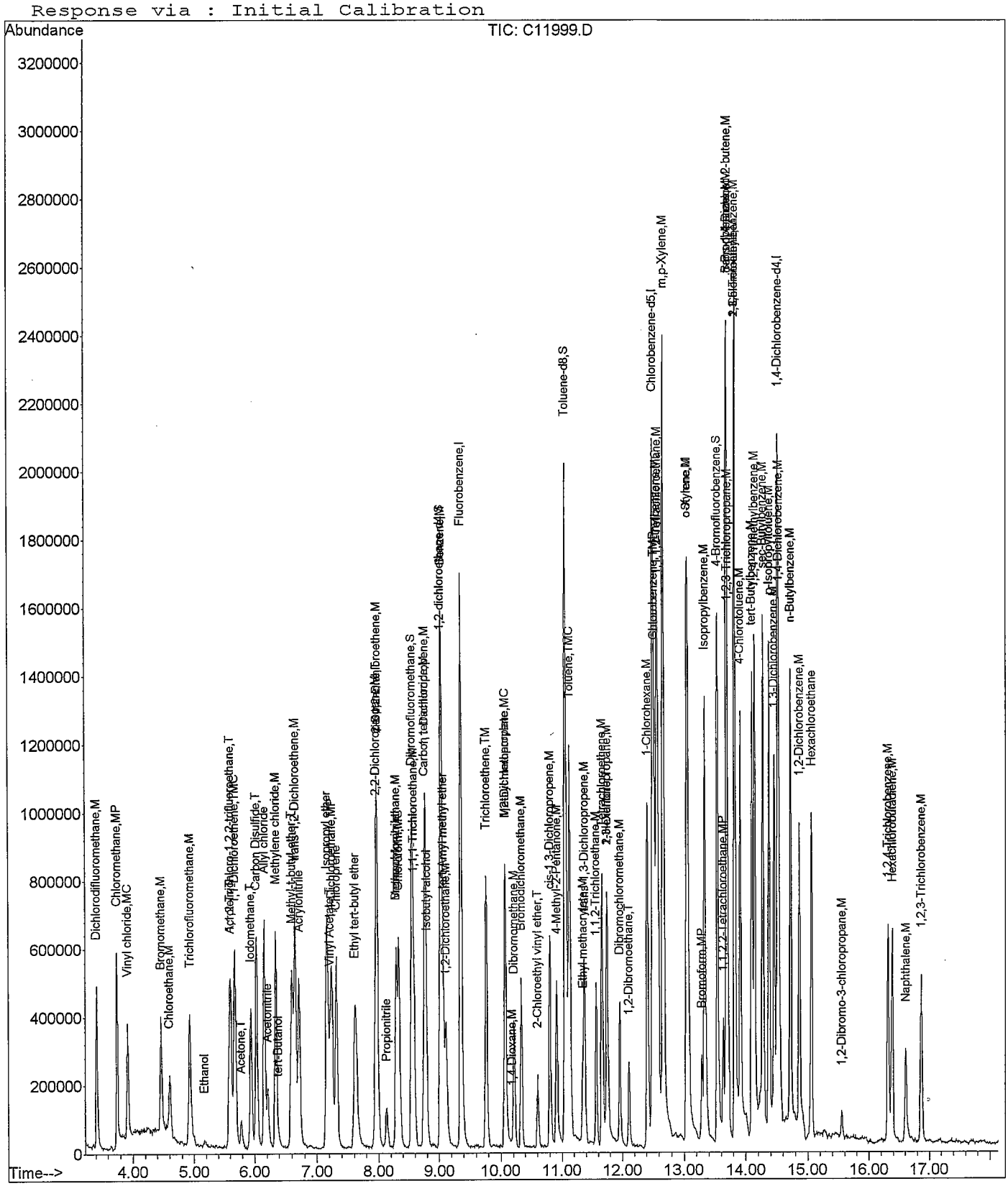

Quantitation Report (QT Reviewed)

Data File : C:\HPCHEM\1\DATA\082208\C12000.D Vial: 17
Acq On : 22 Aug 2008 17:06 Operator: twk-sop525r12:
Sample : VOC_50ppb_CSTD Inst : CSS Instr
Misc : 10mL water (source B) Multiplr: 1.00
MS Integration Params: ettics.p
Quant Time: Aug 22 18:24 2008 Quant Results File: 082208W.RES

Quant Method : C:\HPCHEM\1\METHODS\082208W.M (RTE Integrator)
Title : GC/MS Volatiles (S.O.P. 525)
Last Update : Fri Aug 22 18:23:49 2008
Response via : Initial Calibration
DataAcq Meth : 082208W

Internal Standards	R.T.	QIon	Response	Conc	Units	Dev(Min)
1) Fluorobenzene	9.35	96	2085308	25.00	ppb	-0.01
52) Chlorobenzene-d5	12.50	82	730465	25.00	ppb	-0.01
72) 1,4-Dichlorobenzene-d4	14.51	152	575608	25.00	ppb	0.00
System Monitoring Compounds						
34) Dibromofluoromethane	8.55	113	726771	22.26	ppb	0.00
Spiked Amount 25.000	Range 80 - 124		Recovery = 89.04%			
38) 1,2-dichloroethane-d4	9.02	65	451598	21.80	ppb	-0.02
Spiked Amount 25.000	Range 62 - 139		Recovery = 87.20%			
53) Toluene-d8	11.05	98	1823012	23.12	ppb	-0.01
Spiked Amount 25.000	Range 81 - 119		Recovery = 92.48%			
73) 4-Bromofluorobenzene	13.54	95	608901	23.87	ppb	-0.01
Spiked Amount 25.000	Range 78 - 129		Recovery = 95.48%			

Target Compounds							Qvalue
2) Dichlorodifluoromethane	3.42	85	2333981	45.44	ppb		100
3) Chloromethane	3.74	50	2653929	47.51	ppb		98
4) Vinyl chloride	3.92	62	1726904	45.22	ppb		100
5) Bromomethane	4.45	96	1143323	46.77	ppb		97
6) Chloroethane	4.60	64	700709	41.83	ppb		95
7) Trichlorofluoromethane	4.92	101	2211796	46.28	ppb		98
8) Ethanol	5.18	45	128683	783.40	ppb	#	87
9) Acrolein	5.59	56	582139m	585.83	ppb		
10) 1,1,2-Trichloro-1,2,2-trif	5.60	101	1756247	54.00	ppb		97
11) 1,1-Dichloroethene	5.67	96	1297749	44.19	ppb		97
12) Acetone	5.78	58	153265	177.72	ppb		93
13) Iodomethane	5.94	142	2886138	47.19	ppb		99
14) Carbon Disulfide	6.02	76	5393691	47.93	ppb		96
15) Allyl chloride	6.16	76	787785	46.81	ppb	#	94
16) Acetonitrile	6.21	41	939902	453.30	ppb		95
17) Methylene chloride	6.35	84	1366450	44.06	ppb		94
18) tert-Butanol	6.39	59	203440	246.33	ppb		99
19) Methyl-t-butyl-ether	6.60	73	3766645	98.54	ppb		95
20) trans-1,2-Dichloroethene	6.65	96	1512006	48.72	ppb		97
21) Acrylonitrile	6.71	53	2196845	465.21	ppb		99
22) Isopropyl ether	7.15	45	5928645	46.79	ppb		99
23) Vinyl Acetate	7.20	43	1617521	43.77	ppb		99
24) 1,1-Dichloroethane	7.23	63	3108500	46.03	ppb		95
25) Chloroprene	7.32	53	2314861	51.25	ppb		95
26) Ethyl tert-butyl ether	7.61	59	3309405	45.84	ppb		97
27) 2,2-Dichloropropane	7.95	77	1560781	42.11	ppb		88
28) 2-Butanone	7.97	43	1161523	166.80	ppb		97
29) cis-1,2-Dichloroethene	7.97	96	1550215	45.19	ppb		95
30) Propionitrile	8.12	54	756481	472.90	ppb	#	94
31) Methacrylonitrile	8.28	67	224622	50.29	ppb		83
32) Bromochloromethane	8.29	128	695484	48.38	ppb		92
33) Chloroform	8.33	83	2822037	48.72	ppb		98
35) 1,1,1-Trichloroethane	8.58	97	1967025	46.52	ppb		97
36) Carbon tetrachloride	8.76	117	1788273	47.81	ppb		93
37) 1,1-Dichloropropene	8.77	75	1945406	46.82	ppb		96
39) Isobutyl alcohol	8.79	43	465889	927.63	ppb	#	91
40) tert-Amyl methyl ether	9.06	87	375981	45.64	ppb		85
41) Benzene	9.04	78	5609868	45.69	ppb		99
42) 1,2-Dichloroethane	9.11	62	1269182	45.48	ppb		99
43) Trichloroethene	9.76	95	1623289	47.97	ppb		91

(#) = qualifier out of range (m) = manual integration

mr 8/25/08

Quantitation Report (QT Reviewed)

Data File : C:\HPCHEM\1\DATA\082208\C12000.D Vial: 17
Acq On : 22 Aug 2008 17:06 Operator: twk-sop525r12:
Sample : VOC_50ppb_CSTD Inst : CSS Instr
Misc : 10mL water (source B) Multiplr: 1.00
MS Integration Params: ettics.p
Quant Time: Aug 22 18:24 2008 Quant Results File: 082208W.RES

Quant Method : C:\HPCHEM\1\METHODS\082208W.M (RTE Integrator)
Title : GC/MS Volatiles (S.O.P. 525)
Last Update : Fri Aug 22 18:23:49 2008
Response via : Initial Calibration
DataAcq Meth : 082208W

	Compound	R.T.	QIon	Response	Conc Unit		Qvalue
44)	1,2-Dichloropropane	10.07	63	1665193	47.21 ppb	#	98
45)	Methyl methacrylate	10.07	69	369461	50.31 ppb		94
46)	1,4-Dioxane	10.17	88	74021	1131.00 ppb	#	89
47)	Dibromomethane	10.21	93	821745	49.60 ppb		94
48)	Bromodichloromethane	10.33	83	1623858	45.97 ppb		95
49)	2-Chloroethyl vinyl ether	10.60	63	543102	53.10 ppb		92
50)	cis-1,3-Dichloropropene	10.80	75	1912411	49.63 ppb		98
51)	4-Methyl-2-Pentanone	10.91	43	2864759	187.92 ppb		97
54)	Toluene	11.13	91	5336766	49.21 ppb		97
55)	Ethyl methacrylate	11.34	69	846932	49.06 ppb	#	96
56)	trans-1,3-Dichloropropene	11.37	75	1319808	50.46 ppb		93
57)	1,1,2-Trichloroethane	11.57	83	744214	46.66 ppb		99
58)	Tetrachloroethene	11.66	164	1151880	49.03 ppb		98
59)	2-Hexanone	11.74	58	804687	214.31 ppb		92
60)	1,3-Dichloropropane	11.75	76	1194760	47.64 ppb		98
61)	Dibromochloromethane	11.96	129	1215592	50.48 ppb		99
62)	1,2-Dibromoethane	12.11	107	958557	50.61 ppb		96
63)	1-Chlorohexane	12.41	91	2028436	51.22 ppb		96
64)	Chlorobenzene	12.53	112	3384151	47.68 ppb		99
65)	Ethylbenzene	12.56	91	5678206	48.89 ppb		98
66)	1,1,1,2-Tetrachloroethane	12.59	131	1187522	51.87 ppb		97
67)	m,p-Xylene	12.67	106	4168277	99.63 ppb		100
68)	o-Xylene	13.04	106	2148406	49.80 ppb		94
69)	Styrene	13.06	104	3104567	51.07 ppb		99
70)	Bromoform	13.29	173	629121	53.22 ppb		97
71)	Isopropylbenzene	13.33	105	4817274	46.37 ppb		99
74)	1,1,2,2-Tetrachloroethane	13.64	83	895680	47.06 ppb		98
75)	trans-1,4-Dichloro-2-buten	13.69	53	206121	48.45 ppb		90
76)	n-Propylbenzene	13.69	91	6631312	49.04 ppb		98
77)	1,2,3-Trichloropropane	13.71	110	153681	45.62 ppb		65
78)	Bromobenzene	13.69	156	1245835	49.72 ppb		99
79)	1,3,5-Trimethylbenzene	13.82	105	4346429	49.90 ppb		99
80)	2-Chlorotoluene	13.82	126	1324152	49.63 ppb		98
81)	4-Chlorotoluene	13.92	126	1208464	48.46 ppb		98
82)	tert-Butylbenzene	14.10	134	674287	50.59 ppb		96
83)	1,2,4-Trimethylbenzene	14.14	105	3954191	47.63 ppb		100
84)	sec-Butylbenzene	14.28	105	5490972	47.36 ppb		99
85)	p-Isopropyltoluene	14.38	119	4280434	48.30 ppb		99
86)	1,3-Dichlorobenzene	14.46	146	2244737	48.39 ppb		97
87)	1,4-Dichlorobenzene	14.53	146	2144231	49.20 ppb		98
88)	n-Butylbenzene	14.72	91	4567408	50.23 ppb		99
89)	1,2-Dichlorobenzene	14.86	146	1891290	48.33 ppb		97
90)	Hexachloroethane	15.06	201	829817	53.80 ppb		87
91)	1,2-Dibromo-3-chloropropan	15.56	157	113139	53.40 ppb		94
92)	1,2,4-Trichlorobenzene	16.31	180	1298325	53.81 ppb		98
93)	Hexachlorobutadiene	16.38	225	804456	49.94 ppb		93
94)	Naphthalene	16.61	128	1447757	52.81 ppb		100
95)	1,2,3-Trichlorobenzene	16.87	180	929281	49.29 ppb		95

(#) = qualifier out of range (m) = manual integration

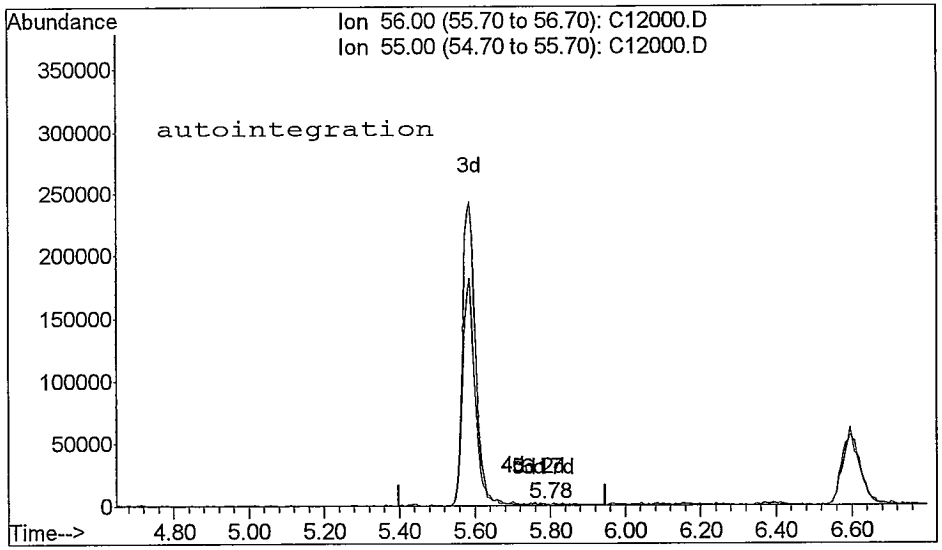

TIC: C12000.D

(9) Acrolein (T)
5.78min 1.52ppb
response 1508

Ion	Exp%	Act%
56.00	100	100
55.00	50.00	39.79
0.00	0.00	0.00
0.00	0.00	0.00

Reason for manual re-integration?

[X] missed peak assignment

[] peak saturation (detector shutdown)

[] over-integrated peak's area

[] under-integrated peak's area

[] other (_____)

initials: mm date: 9 / 25 / 08

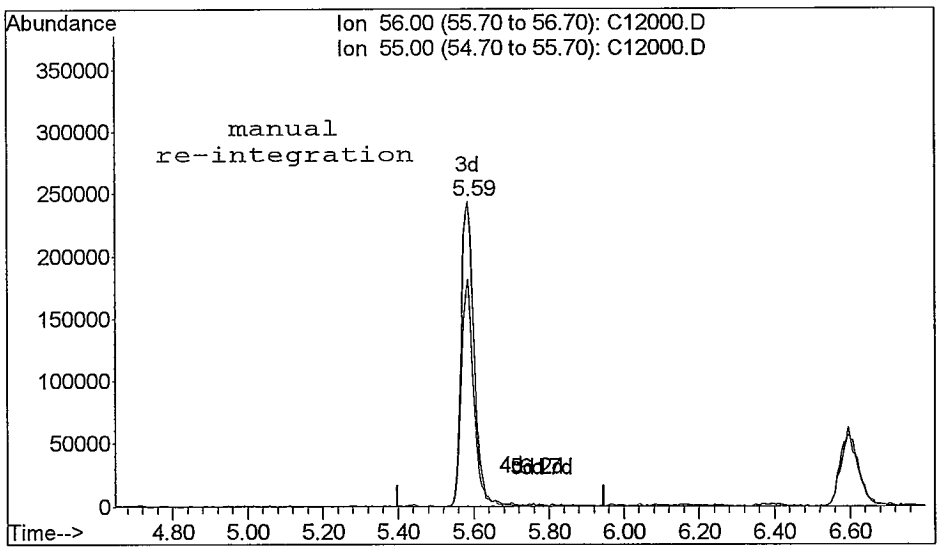

TIC: C12000.D

(9) Acrolein (T)
5.59min 585.83ppb m
response 582139

Ion	Exp%	Act%
56.00	100	100
55.00	50.00	74.58#
0.00	0.00	0.00
0.00	0.00	0.00

Quantitation Report

Data File : C:\HPCHEM\1\DATA\082208\C12000.D Vial: 17
Acq On : 22 Aug 2008 17:06 Operator: twk-sop525r12:
Sample : VOC_50ppb_CSTD Inst : CSS Instr
Misc : 10mL water (source B) Multiplr: 1.00
MS Integration Params: ettics.p
Quant Time: Aug 22 18:24 2008 Quant Results File: 082208W.RES

Method : C:\HPCHEM\1\METHODS\082208W.M (RTE Integrator)
Title : GC/MS Volatiles (S.O.P. 525)
Last Update : Fri Aug 22 18:23:49 2008
Response via : Initial Calibration

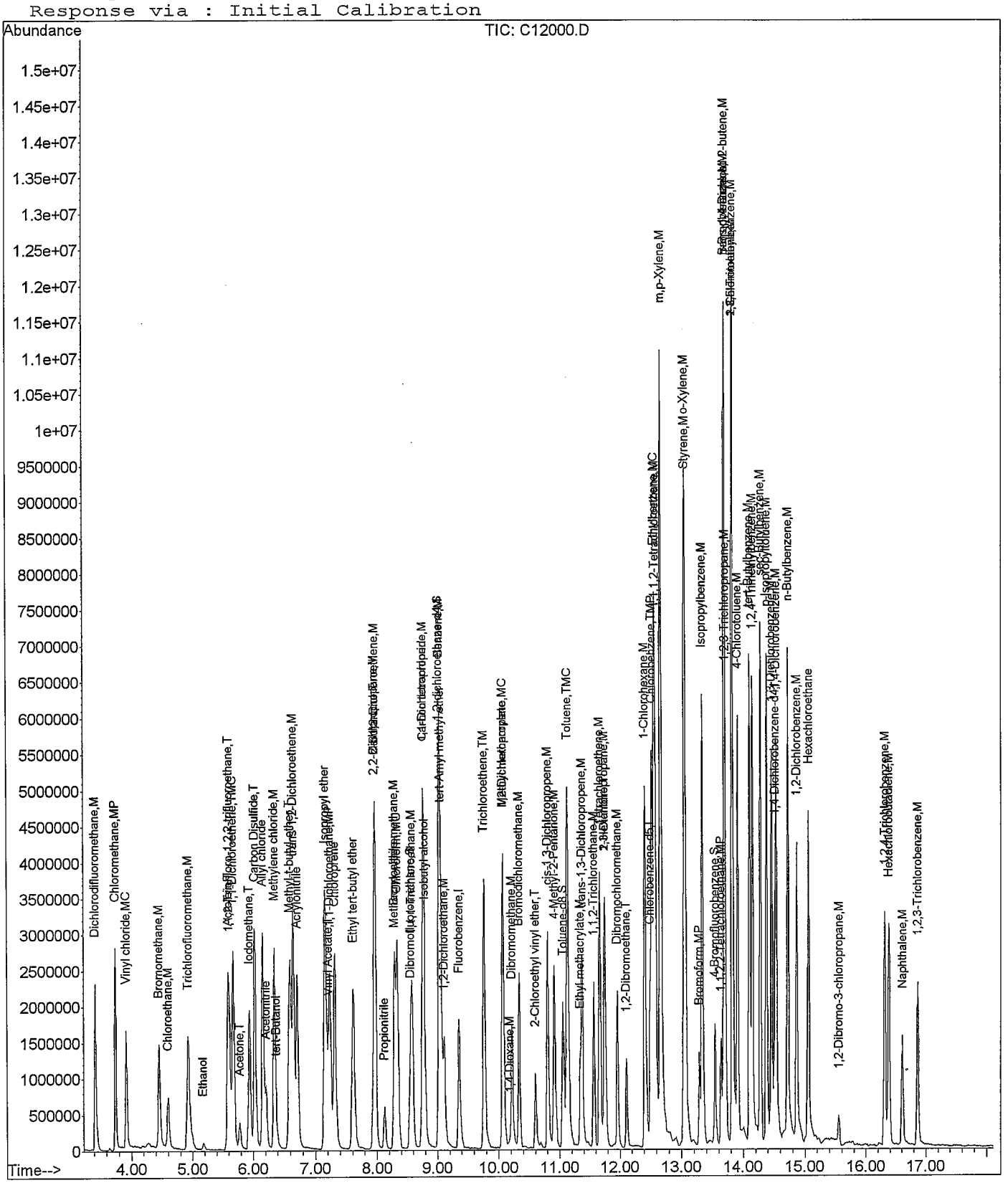

Quantitation Report (QT Reviewed)

Data File : C:\HPCHEM\1\DATA\082208\C12003.D Vial: 20
Acq On : 22 Aug 2008 18:17 Operator: twk-sop525r12:
Sample : VL080822-3ICS Inst : CSS Instr
Misc : 10mL water Source A Multiplr: 1.00
MS Integration Params: ettics.p
Quant Time: Aug 25 8:55 2008 Quant Results File: 082208W.RES

Quant Method : C:\HPCHEM\1\METHODS\082208W.M (RTE Integrator)
Title : GC/MS Volatiles (S.O.P. 525)
Last Update : Mon Aug 25 08:54:24 2008
Response via : Initial Calibration
DataAcq Meth : 082208W

Internal Standards	R.T.	QIon	Response	Conc Units	Dev(Min)
1) Fluorobenzene	9.35	96	1951221	25.00 ppb	-0.01
52) Chlorobenzene-d5	12.50	82	720624	25.00 ppb	-0.01
72) 1,4-Dichlorobenzene-d4	14.51	152	561217	25.00 ppb	0.00
System Monitoring Compounds					
34) Dibromofluoromethane	8.55	113	764820	25.29 ppb	0.00
Spiked Amount 25.000	Range 80 - 124		Recovery = 101.16%		
38) 1,2-dichloroethane-d4	9.02	65	445883	23.39 ppb	-0.02
Spiked Amount 25.000	Range 62 - 139		Recovery = 93.56%		
53) Toluene-d8	11.05	98	1934023	25.03 ppb	-0.01
Spiked Amount 25.000	Range 81 - 119		Recovery = 100.12%		
73) 4-Bromofluorobenzene	13.54	95	572640	23.43 ppb	-0.01
Spiked Amount 25.000	Range 78 - 129		Recovery = 93.72%		

Target Compounds						Qvalue
2) Dichlorodifluoromethane	3.42	85	435786	9.23 ppb		99
3) Chloromethane	3.74	50	489875	9.53 ppb		99
4) Vinyl chloride	3.91	62	339851	9.72 ppb		97
5) Bromomethane	4.46	96	234451	10.33 ppb		99
6) Chloroethane	4.60	64	140401	9.15 ppb		97
7) Trichlorofluoromethane	4.92	101	457159	10.36 ppb		94
8) Ethanol	5.17	45	21801	167.66 ppb	#	78
9) Acrolein	5.59	56	98283	114.21 ppb		72
10) 1,1,2-Trichloro-1,2,2-trif	5.60	101	362200	11.80 ppb		97
11) 1,1-Dichloroethene	5.67	96	265960	9.80 ppb		96
12) Acetone	5.78	58	29035	36.51 ppb		100
13) Iodomethane	5.94	142	559312	9.72 ppb		99
14) Carbon Disulfide	6.02	76	1052478	10.12 ppb		94
15) Allyl chloride	6.16	76	155106	9.85 ppb	#	88
16) Acetonitrile	6.22	41	175776	95.80 ppb		92
17) Methylene chloride	6.34	84	265826	9.21 ppb		97
18) tert-Butanol	6.37	59	34896	45.22 ppb	#	87
19) Methyl-t-butyl-ether	6.60	73	657881	18.47 ppb		93
20) trans-1,2-Dichloroethene	6.65	96	290511	9.98 ppb		93
21) Acrylonitrile	6.71	53	414679	95.32 ppb		98
22) Isopropyl ether	7.16	45	1067832	9.10 ppb		97
23) Vinyl Acetate	7.20	43	302971	9.49 ppb		96
24) 1,1-Dichloroethane	7.23	63	625277	9.96 ppb		98
25) Chloroprene	7.31	53	446148	10.52 ppb		96
26) Ethyl tert-butyl ether	7.62	59	691160	10.34 ppb		96
27) 2,2-Dichloropropane	7.95	77	298978	8.73 ppb		87
28) 2-Butanone	7.97	43	234827	36.81 ppb	#	99
29) cis-1,2-Dichloroethene	7.98	96	323136	10.12 ppb		90
30) Propionitrile	8.12	54	142808	95.92 ppb		94
31) Methacrylonitrile	8.29	67	43242	10.44 ppb		97
32) Bromochloromethane	8.29	128	129374	9.57 ppb		89
33) Chloroform	8.33	83	511562	9.49 ppb		98
35) 1,1,1-Trichloroethane	8.58	97	407688	10.39 ppb		94
36) Carbon tetrachloride	8.76	117	359753	10.20 ppb		99
37) 1,1-Dichloropropene	8.78	75	379851	9.83 ppb		95
39) Isobutyl alcohol	8.80	43	77764	166.14 ppb		98
40) tert-Amyl methyl ether	9.06	87	76806	10.09 ppb		95
41) Benzene	9.03	78	1139270	10.01 ppb		96
42) 1,2-Dichloroethane	9.11	62	262301	10.16 ppb		95
43) Trichloroethene	9.76	95	312613	9.86 ppb		90

(#) = qualifier out of range (m) = manual integration

an 8/25/08

Quantitation Report (QT Reviewed)

Data File : C:\HPCHEM\1\DATA\082208\C12003.D Vial: 20
Acq On : 22 Aug 2008 18:17 Operator: twk-sop525r12:
Sample : VL080822-3ICS Inst : CSS Instr
Misc : 10mL water Multiplr: 1.00
MS Integration Params: ettics.p
Quant Time: Aug 25 8:55 2008 Quant Results File: 082208W.RES

Quant Method : C:\HPCHEM\1\METHODS\082208W.M (RTE Integrator)
Title : GC/MS Volatiles (S.O.P. 525)
Last Update : Mon Aug 25 08:54:24 2008
Response via : Initial Calibration
DataAcq Meth : 082208W

	Compound	R.T.	QIon	Response	Conc	Unit		Qvalue
44)	1,2-Dichloropropane	10.07	63	301667	9.29	ppb	#	95
45)	Methyl methacrylate	10.07	69	64756	9.53	ppb		89
46)	1,4-Dioxane	10.17	88	11079	177.73	ppb	#	78
47)	Dibromomethane	10.21	93	156519	10.08	ppb		93
48)	Bromodichloromethane	10.33	83	319499	9.78	ppb		92
49)	2-Chloroethyl vinyl ether	10.60	63	103331	10.22	ppb		90
50)	cis-1,3-Dichloropropene	10.80	75	342783	9.55	ppb		96
51)	4-Methyl-2-Pentanone	10.91	43	530330	38.04	ppb		99
54)	Toluene	11.12	91	1066537	9.98	ppb		98
55)	Ethyl methacrylate	11.34	69	152474	9.02	ppb	#	97
56)	trans-1,3-Dichloropropene	11.37	75	229654	8.99	ppb		95
57)	1,1,2-Trichloroethane	11.56	83	148864	9.52	ppb		97
58)	Tetrachloroethene	11.66	164	214561	9.29	ppb		95
59)	2-Hexanone	11.74	58	146311	36.55	ppb		94
60)	1,3-Dichloropropane	11.74	76	225025	9.13	ppb		93
61)	Dibromochloromethane	11.96	129	233139	9.81	ppb		97
62)	1,2-Dibromoethane	12.11	107	174638	9.33	ppb		92
63)	1-Chlorohexane	12.41	91	363343	9.29	ppb		97
64)	Chlorobenzene	12.53	112	669258	9.52	ppb		99
65)	Ethylbenzene	12.56	91	1024101	8.93	ppb		97
66)	1,1,1,2-Tetrachloroethane	12.59	131	224587	9.91	ppb		96
67)	m,p-Xylene	12.66	106	823418	19.80	ppb		94
68)	o-Xylene	13.04	106	413828	9.71	ppb		95
69)	Styrene	13.06	104	588007	9.81	ppb		98
70)	Bromoform	13.29	173	116211	9.87	ppb		96
71)	Isopropylbenzene	13.33	105	1026310	10.07	ppb		99
74)	1,1,2,2-Tetrachloroethane	13.64	83	176764	9.61	ppb		97
75)	trans-1,4-Dichloro-2-buten	13.69	53	43248	10.48	ppb	#	90
76)	n-Propylbenzene	13.69	91	1310687	9.95	ppb		95
77)	1,2,3-Trichloropropane	13.70	110	31045	9.54	ppb		87
78)	Bromobenzene	13.69	156	246699	10.05	ppb		96
79)	1,3,5-Trimethylbenzene	13.82	105	846131	9.89	ppb		99
80)	2-Chlorotoluene	13.82	126	261075	9.97	ppb		97
81)	4-Chlorotoluene	13.91	126	245853	10.12	ppb		94
82)	tert-Butylbenzene	14.10	134	131423	10.02	ppb		98
83)	1,2,4-Trimethylbenzene	14.14	105	801617	9.92	ppb		99
84)	sec-Butylbenzene	14.27	105	1128245	10.07	ppb		99
85)	p-Isopropyltoluene	14.38	119	869766	10.06	ppb		97
86)	1,3-Dichlorobenzene	14.46	146	465990	10.28	ppb		96
87)	1,4-Dichlorobenzene	14.53	146	419813	9.84	ppb		96
88)	n-Butylbenzene	14.71	91	913235	10.36	ppb		99
89)	1,2-Dichlorobenzene	14.86	146	366606	9.55	ppb		94
90)	Hexachloroethane	15.06	201	152986	10.03	ppb		84
91)	1,2-Dibromo-3-chloropropan	15.55	157	22447	10.73	ppb		92
92)	1,2,4-Trichlorobenzene	16.31	180	247072	10.39	ppb		98
93)	Hexachlorobutadiene	16.38	225	160143	10.14	ppb		96
94)	Naphthalene	16.61	128	280499	10.36	ppb		100
95)	1,2,3-Trichlorobenzene	16.86	180	188036	10.14	ppb		98

(#) = qualifier out of range (m) = manual integration

Quantitation Report

Data File : C:\HPCHEM\1\DATA\082208\C12003.D Vial: 20
Acq On : 22 Aug 2008 18:17 Operator: twk-sop525r12:
Sample : VL080822-3ICS Inst : CSS Instr
Misc : 10mL water Multiplr: 1.00
MS Integration Params: ettics.p
Quant Time: Aug 25 8:55 2008 Quant Results File: 082208W.RES

Method : C:\HPCHEM\1\METHODS\082208W.M (RTE Integrator)
Title : GC/MS Volatiles (S.O.P. 525)
Last Update : Mon Aug 25 08:54:24 2008
Response via : Initial Calibration

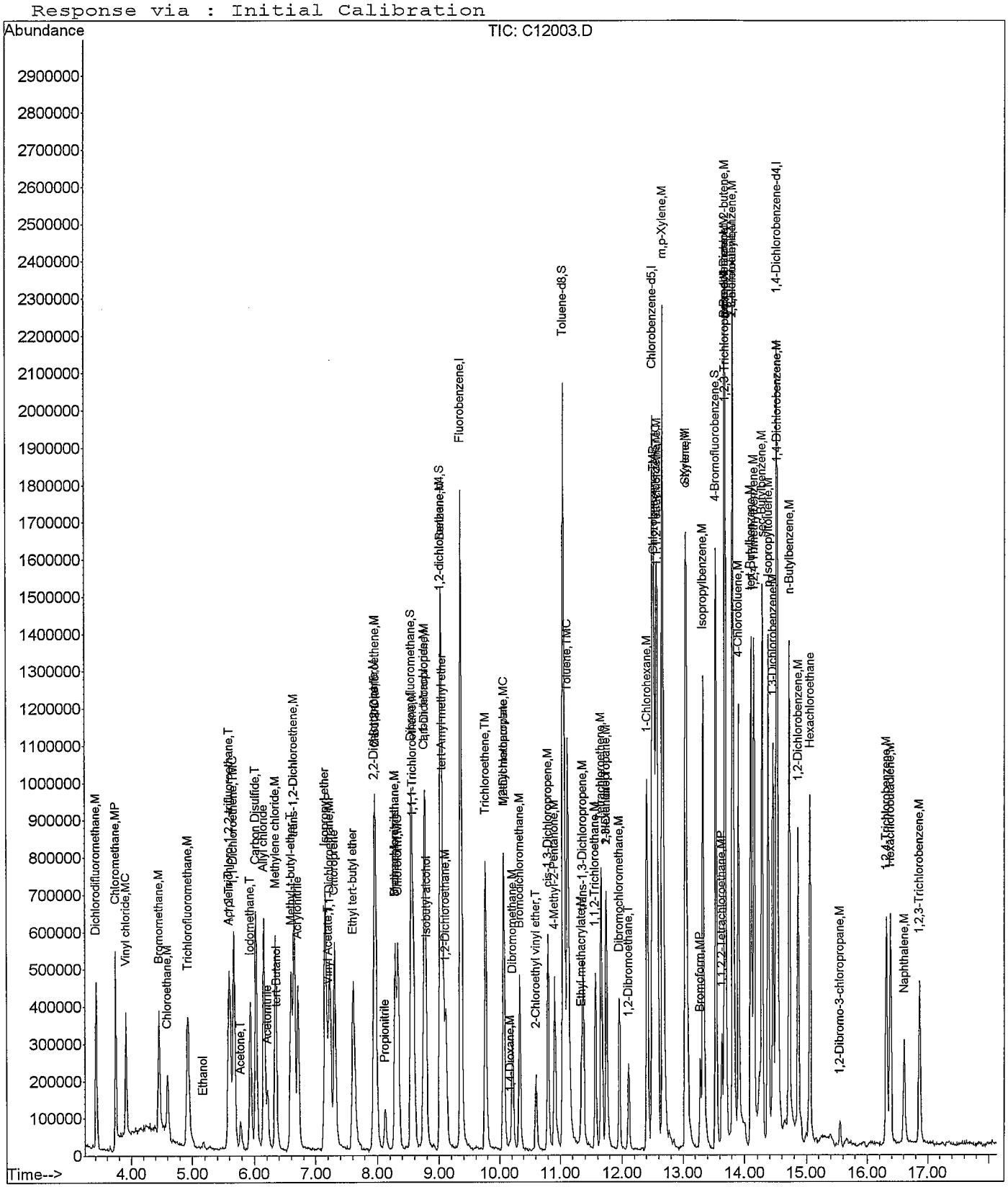

BFB

Data File : C:\HPCHEM\1\DATA\100908\C12525.D
Acq On : 9 Oct 2008 8:32
Sample : BFB-TUNE1
Misc : 50ng 4-BFB (1uL direct inj.)
MS Integration Params: ettics.p
Method : C:\HPCHEM\1\METHODS\082208W.M (RTE Integrator)
Title : GC/MS Volatiles (S.O.P. 525)

Vial: 100
Operator: twk-sop525r12
Inst : CSS Instr
Multiplr: 1.00

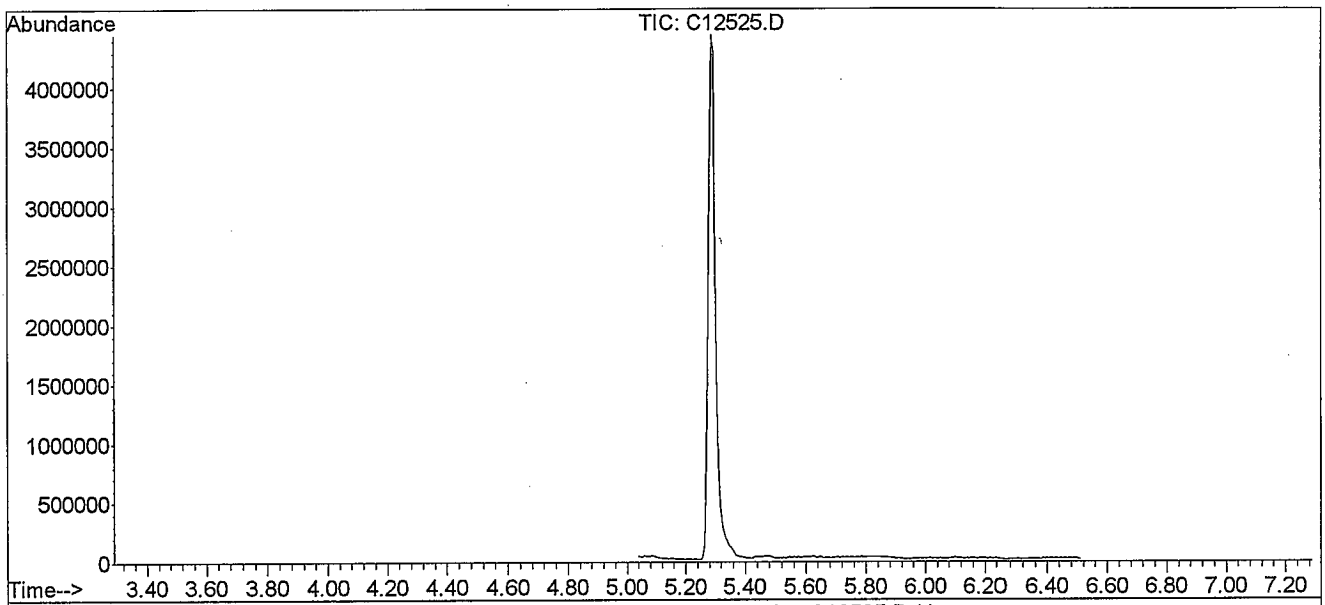

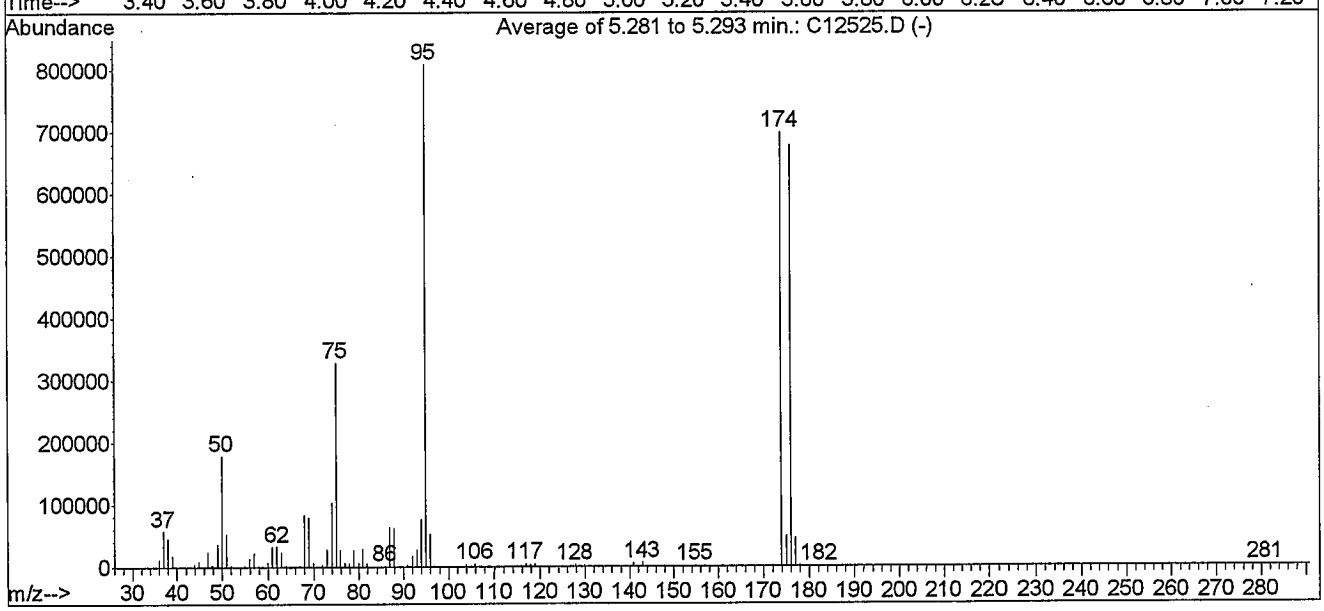

AutoFind: Scans 41, 42, 43; Background Corrected with Scan 34

Target Mass	Rel. to Mass	Lower Limit%	Upper Limit%	Rel. Abn%	Raw Abn	Result Pass/Fail
50	95	15	40	22.1	178923	PASS
75	95	30	60	40.6	328469	PASS
95	95	100	100	100.0	809365	PASS
96	95	5	9	6.5	52877	PASS
173	174	0.00	2	0.0	0	PASS
174	95	50	100	86.3	698517	PASS
175	174	5	9	6.9	48395	PASS
176	174	95	101	97.0	677867	PASS
177	176	5	9	6.6	45008	PASS

m 10/9/08

C12525.D 082208W.M Thu Oct 09 08:47:24 2008

Quantitation Report (Not Reviewed)

Data File : C:\HPCHEM\1\DATA\100908\C12526.D Vial: 4
Acq On : 9 Oct 2008 8:49 Operator: twk-sop525r12:
Sample : VL081009-3CCS Inst : CSS Instr
Misc : 10mL water - CCV/LCS Multiplr: 1.00
MS Integration Params: ettics.p
Quant Time: Oct 9 9:26 2008 Quant Results File: 082208W.RES

Quant Method : C:\HPCHEM\1\METHODS\082208W.M (RTE Integrator)
Title : GC/MS Volatiles (S.O.P. 525)
Last Update : Tue Oct 07 12:16:32 2008
Response via : Initial Calibration
DataAcq Meth : 082208W

Internal Standards	R.T.	QIon	Response	Conc	Units	Dev(Min)
1) Fluorobenzene	9.37	96	1938412	25.00	ppb	0.02
52) Chlorobenzene-d5	12.52	82	654461	25.00	ppb	0.02
72) 1,4-Dichlorobenzene-d4	14.53	152	536465	25.00	ppb	0.02
System Monitoring Compounds						
34) Dibromofluoromethane	8.56	113	700843	23.33	ppb	0.02
Spiked Amount 25.000	Range 80 - 124		Recovery = 93.32%			
38) 1,2-dichloroethane-d4	9.04	65	388120	20.50	ppb	0.02
Spiked Amount 25.000	Range 62 - 139		Recovery = 82.00%			
53) Toluene-d8	11.07	98	1817450	25.90	ppb	0.02
Spiked Amount 25.000	Range 81 - 119		Recovery = 103.60%			
73) 4-Bromofluorobenzene	13.56	95	581203	24.88	ppb	0.02
Spiked Amount 25.000	Range 78 - 129		Recovery = 99.52%			

Target Compounds						Qvalue
2) Dichlorodifluoromethane	3.42	85	531502	11.33	ppb	99
3) Chloromethane	3.74	50	555494	10.88	ppb	99
4) Vinyl chloride	3.92	62	391089	11.26	ppb	98
5) Bromomethane	4.47	96	241597	10.71	ppb	93
6) Chloroethane	4.61	64	157777	10.35	ppb	98
7) Trichlorofluoromethane	4.93	101	449329	10.25	ppb	97
8) Ethanol	5.18	45	28803	222.97	ppb	94
9) Acrolein	5.59	56	65946	79.02	ppb	81
10) 1,1,2-Trichloro-1,2,2-trif	5.61	101	334984	10.98	ppb	96
11) 1,1-Dichloroethene	5.68	96	274748	10.19	ppb	91
12) Acetone	5.79	58	26403	33.42	ppb	93
13) Iodomethane	5.95	142	561525	9.82	ppb	96
14) Carbon Disulfide	6.04	76	1018322	9.86	ppb	97
15) Allyl chloride	6.17	76	141062	9.02	ppb #	82
16) Acetonitrile	6.22	41	150119	82.35	ppb	97
17) Methylene chloride	6.36	84	270744	9.44	ppb	92
18) tert-Butanol	6.40	59	34526	45.04	ppb #	80
19) Methyl-t-butyl-ether	6.61	73	600962	16.98	ppb	93
20) trans-1,2-Dichloroethene	6.66	96	304060	10.51	ppb	94
21) Acrylonitrile	6.73	53	382369	88.47	ppb	96
22) Isopropyl ether	7.18	45	1066284	9.14	ppb #	95
23) Vinyl Acetate	7.17	43	326755	10.36	ppb #	90
24) 1,1-Dichloroethane	7.25	63	602563	9.66	ppb	98
25) Chloroprene	7.32	53	403562	9.58	ppb	94
26) Ethyl tert-butyl ether	7.64	59	557427	8.39	ppb	97
27) 2,2-Dichloropropane	7.97	77	377247	11.09	ppb	98
28) 2-Butanone	7.98	43	218286	34.44	ppb #	95
29) cis-1,2-Dichloroethene	7.98	96	317442	10.01	ppb	94
30) Propionitrile	8.14	54	127727	86.36	ppb #	87
31) Methacrylonitrile	8.30	67	35155	8.55	ppb	94
32) Bromochloromethane	8.31	128	127909	9.53	ppb	87
33) Chloroform	8.35	83	520144	9.71	ppb	99
35) 1,1,1-Trichloroethane	8.59	97	382561	9.81	ppb	98
36) Carbon tetrachloride	8.77	117	357988	10.22	ppb	98
37) 1,1-Dichloropropene	8.79	75	378949	9.87	ppb	95
39) Isobutyl alcohol	8.81	43	84430	181.57	ppb	92
40) tert-Amyl methyl ether	9.08	87	59344	7.85	ppb	90
41) Benzene	9.05	78	1056491	9.34	ppb	98
42) 1,2-Dichloroethane	9.13	62	217407	8.48	ppb	96
43) Trichloroethene	9.78	95	314637	9.99	ppb	96

(#) = qualifier out of range (m) = manual integration m 10/9/08

Quantitation Report (Not Reviewed)

Data File : C:\HPCHEM\1\DATA\100908\C12526.D
Acq On : 9 Oct 2008 8:49
Sample : VL081009-3CCS
Misc : 10mL water - CCV/LCS
MS Integration Params: ettics.p
Quant Time: Oct 9 9:26 2008

Vial: 4
Operator: twk-sop525r12:
Inst : CSS Instr
Multiplr: 1.00
Quant Results File: 082208W.RES

Quant Method : C:\HPCHEM\1\METHODS\082208W.M (RTE Integrator)
Title : GC/MS Volatiles (S.O.P. 525)
Last Update : Tue Oct 07 12:16:32 2008
Response via : Initial Calibration
DataAcq Meth : 082208W

	Compound	R.T.	QIon	Response	Conc	Unit		Qvalue
44)	1,2-Dichloropropane	10.08	63	310563	9.62	ppb		93
45)	Methyl methacrylate	10.09	69	55765	8.26	ppb	#	53
46)	1,4-Dioxane	10.20	88	15599	251.90	ppb	#	76
47)	Dibromomethane	10.23	93	148027	9.59	ppb		96
48)	Bromodichloromethane	10.35	83	289551	8.92	ppb		96
49)	2-Chloroethyl vinyl ether	10.62	63	92520	9.21	ppb		82
50)	cis-1,3-Dichloropropene	10.82	75	330725	9.28	ppb		98
51)	4-Methyl-2-Pentanone	10.93	43	483820	34.94	ppb		96
54)	Toluene	11.15	91	1014897	10.45	ppb		98
55)	Ethyl methacrylate	11.36	69	132499	8.64	ppb	#	96
56)	trans-1,3-Dichloropropene	11.39	75	234516	10.10	ppb		93
57)	1,1,2-Trichloroethane	11.58	83	127623	8.99	ppb		96
58)	Tetrachloroethene	11.68	164	232555	11.09	ppb		97
59)	2-Hexanone	11.76	58	152676	42.00	ppb		99
60)	1,3-Dichloropropane	11.77	76	225085	10.05	ppb		88
61)	Dibromochloromethane	11.98	129	212445	9.84	ppb		88
62)	1,2-Dibromoethane	12.13	107	163001	9.59	ppb		98
63)	1-Chlorohexane	12.43	91	381670	10.74	ppb		95
64)	Chlorobenzene	12.55	112	597325	9.35	ppb		97
65)	Ethylbenzene	12.58	91	1055698	10.14	ppb		97
66)	1,1,1,2-Tetrachloroethane	12.61	131	203228	9.87	ppb		95
67)	m,p-Xylene	12.69	106	803250	21.27	ppb		96
68)	o-Xylene	13.06	106	426765	11.03	ppb		95
69)	Styrene	13.07	104	583756	10.72	ppb		97
70)	Bromoform	13.31	173	101183	9.47	ppb		96
71)	Isopropylbenzene	13.35	105	916519	9.91	ppb		99
74)	1,1,2,2-Tetrachloroethane	13.66	83	165633	9.42	ppb	#	90
75)	trans-1,4-Dichloro-2-buten	13.71	53	32432	8.23	ppb	#	58
76)	n-Propylbenzene	13.71	91	1334467	10.60	ppb		100
77)	1,2,3-Trichloropropane	13.72	110	27916	8.97	ppb		76
78)	Bromobenzene	13.71	156	239459	10.21	ppb		96
79)	1,3,5-Trimethylbenzene	13.84	105	844168	10.32	ppb		95
80)	2-Chlorotoluene	13.84	126	256075	10.23	ppb		89
81)	4-Chlorotoluene	13.93	126	236311	10.18	ppb		93
82)	tert-Butylbenzene	14.12	134	122885	9.80	ppb		84
83)	1,2,4-Trimethylbenzene	14.16	105	772362	9.99	ppb		98
84)	sec-Butylbenzene	14.29	105	1073441	10.03	ppb		98
85)	p-Isopropyltoluene	14.39	119	830196	10.04	ppb		98
86)	1,3-Dichlorobenzene	14.48	146	411034	9.49	ppb		94
87)	1,4-Dichlorobenzene	14.55	146	395098	9.69	ppb		96
88)	n-Butylbenzene	14.74	91	902373	10.71	ppb		99
89)	1,2-Dichlorobenzene	14.88	146	343569	9.36	ppb		97
90)	Hexachloroethane	15.08	201	146165	10.03	ppb		97
91)	1,2-Dibromo-3-chloropropan	15.57	157	17648	8.83	ppb	#	77
92)	1,2,4-Trichlorobenzene	16.33	180	238294	10.48	ppb		98
93)	Hexachlorobutadiene	16.40	225	152401	10.09	ppb		95
94)	Naphthalene	16.63	128	250518	9.68	ppb		100
95)	1,2,3-Trichlorobenzene	16.89	180	161984	9.14	ppb		95

(#) = qualifier out of range (m) = manual integration

Quantitation Report

Data File : C:\HPCHEM\1\DATA\100908\C12526.D
Acq On : 9 Oct 2008 8:49
Sample : VL081009-3CCS
Misc : 10mL water - CCV/LCS
MS Integration Params: ettics.p
Quant Time: Oct 9 9:26 2008

Vial: 4
Operator: twk-sop525r12:
Inst : CSS Instr
Multiplr: 1.00
Quant Results File: 082208W.RES

Method : C:\HPCHEM\1\METHODS\082208W.M (RTE Integrator)
Title : GC/MS Volatiles (S.O.P. 525)
Last Update : Tue Oct 07 12:16:32 2008
Response via : Initial Calibration

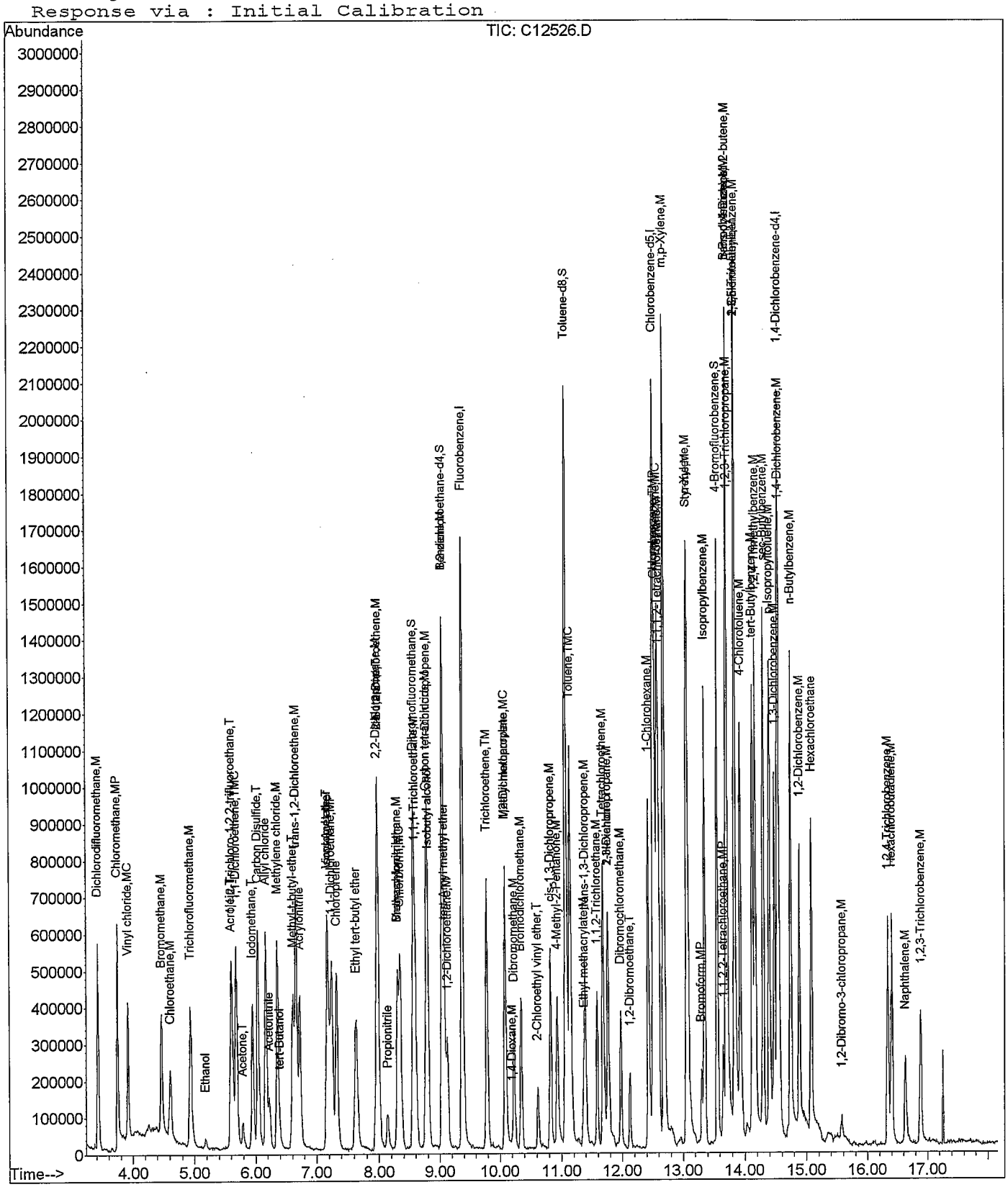

BFB

Data File : C:\HPCHEM\1\DATA\080508\B52508.D
Acq On : 5 Aug 2008 18:22
Sample : BFB TUNE 1
Misc : 1uL surrogate spike
MS Integration Params: rteint.p
Method : C:\HPCHEM\1\METHODS\080508S.M (RTE Integrator)
Title : GC/MS Volatiles (S.O.P. 525)

Vial: 100
Operator: sdw-sop525r12
Inst : CSS Instr
Multiplr: 1.00

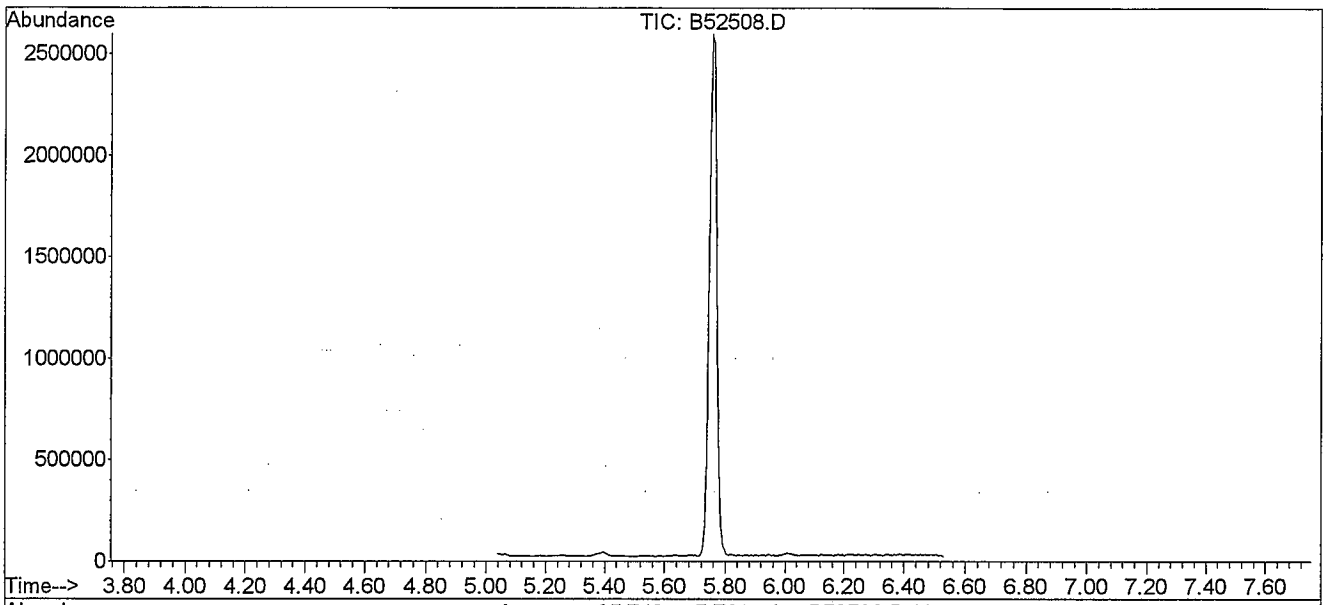

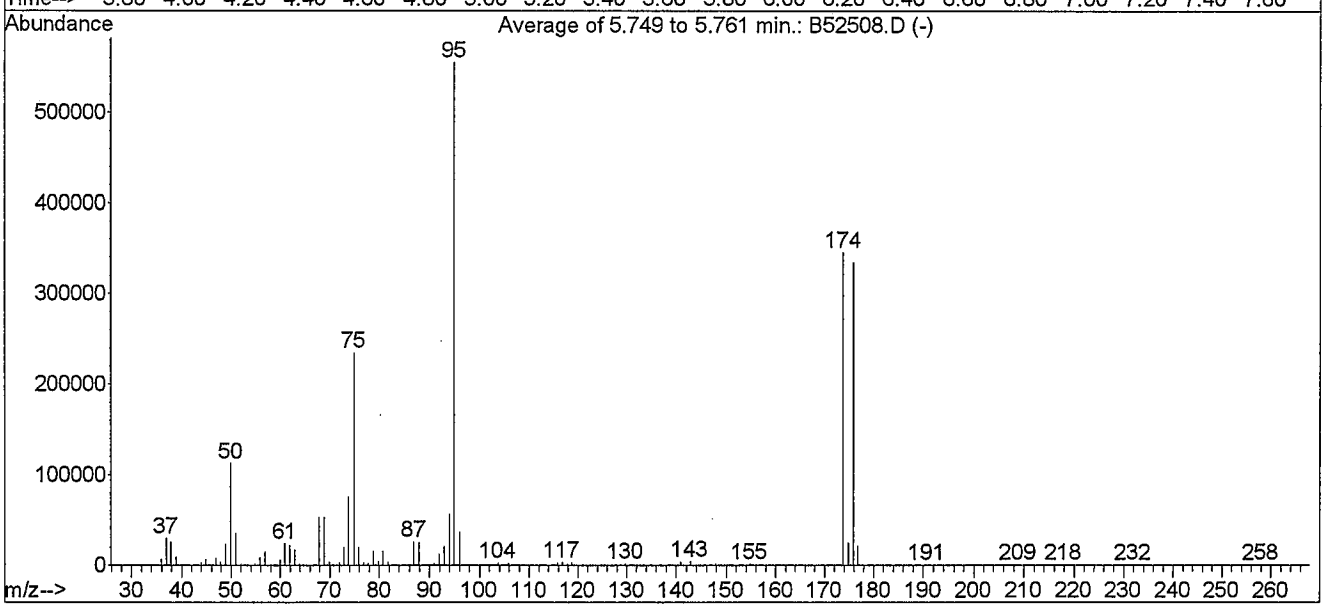

AutoFind: Scans 119, 120, 121; Background Corrected with Scan 111

Target Mass	Rel. to Mass	Lower Limit%	Upper Limit%	Rel. Abn%	Raw Abn	Result Pass/Fail
50	95	15	40	20.2	112400	PASS
75	95	30	60	42.2	234283	PASS
95	95	100	100	100.0	555221	PASS
96	95	5	9	6.5	36185	PASS
173	174	0.00	2	0.2	525	PASS
174	95	50	100	62.1	345045	PASS
175	174	5	9	7.1	24419	PASS
176	174	95	101	96.9	334251	PASS
177	176	5	9	6.5	21565	PASS

SW 8/6/08

B52508.D 080508S.M Tue Aug 05 18:32:58 2008

Quantitation Report (Not Reviewed)

Data File : C:\HPCHEM\1\DATA\080508\B52510.D Vial: 2
Acq On : 5 Aug 2008 18:57 Operator: sdw-sop525r12
Sample : VOC_2.0ppb_CSTD Inst : CSS Instr
Misc : 5mls htd water Multiplr: 1.00
MS Integration Params: rteint.p
Quant Time: Aug 7 10:52 2008 Quant Results File: 080508S.RES

Quant Method : C:\HPCHEM\1\METHODS\080508S.M (RTE Integrator)
Title : GC/MS Volatiles (S.O.P. 525)
Last Update : Thu Aug 07 10:51:29 2008
Response via : Initial Calibration
DataAcq Meth : 080508S

Internal Standards	R.T.	QIon	Response	Conc	Units	Dev(Min)
1) fluorobenzene	10.16	96	1089802	50.00	ppb	0.00
53) chlorobenzene-d5	12.86	117	792491	50.00	ppb	0.00
74) 1,4-dichlorobenzene-d4	14.64	152	325429	50.00	ppb	0.00
System Monitoring Compounds						
34) dibromofluoromethane	9.32	113	339954	49.33	ppb	0.00
Spiked Amount 50.000	Range 79 - 120		Recovery = 98.66%			
39) 1,2-dichloroethane-d4	9.89	65	293892	50.64	ppb	0.00
Spiked Amount 50.000	Range 62 - 139		Recovery = 101.28%			
54) toluene-d8	11.57	100	626457	49.49	ppb	0.00
Spiked Amount 50.000	Range 83 - 120		Recovery = 98.98%			
73) 4-bromofluorobenzene	13.77	174	224676	48.72	ppb	0.00
Spiked Amount 50.000	Range 74 - 123		Recovery = 97.44%			

Target Compounds							Qvalue
2) dichlorodifluoromethane	4.43	85	18782	2.13	ppb		99
3) chloromethane	4.78	50	27664	2.38	ppb		92
4) vinyl chloride	4.94	62	14884	2.28	ppb		92
5) bromomethane	5.50	96	11560	2.25	ppb		98
6) chloroethane	5.68	64	10923	2.33	ppb		97
7) trichlorofluoromethane	5.92	101	19020	2.10	ppb		92
8) ethanol	6.40	45	5329	57.82	ppb	#	63
9) acrolein	7.01	56	20115	Below	Cal		84
10) 1,1,2-trichloro-1,2,2-trif	6.66	101	13728	2.14	ppb		95
11) 1,1-dichloroethene	6.63	96	13682	2.28	ppb		93
12) acetone	7.35	58	6045	11.97	ppb		82
13) iodomethane	6.86	142	23907	2.11	ppb		92
14) carbon disulfide	6.74	76	46598	2.05	ppb	#	83
15) allyl chloride	7.20	76	7225	2.13	ppb		75
16) acetonitrile	7.96	41	18264	27.09	ppb	#	74
17) methylene chloride	7.33	84	19336	2.58	ppb		90
18) tert-butanol	7.61	59	10764	14.24	ppb		75
19) methyl-t-butyl-ether	7.61	73	66684	4.46	ppb		96
20) trans-1,2-dichloroethene	7.53	96	14713	2.18	ppb		88
21) acrylonitrile	8.30	53	49718	Below	Cal		97
22) isopropyl ether	8.02	45	53130	2.22	ppb		97
23) vinyl acetate	8.46	43	29413	2.30	ppb	#	89
24) 1,1-dichloroethane	8.26	63	27154	2.21	ppb		96
25) chloroprene	8.23	53	19589	2.06	ppb		92
26) 2-butanone	9.43	43	31114	10.00	ppb		99
27) ethyl tert-butyl ether	8.44	59	44216	2.29	ppb		97
28) 2,2-dichloropropane	9.01	77	19215	2.38	ppb		97
29) cis-1,2-dichloroethene	8.87	96	16254	2.18	ppb		83
30) propionitrile	9.76	54	18998	23.33	ppb		94
31) methacrylonitrile	9.78	41	25163	2.48	ppb		92
32) bromochloromethane	9.09	128	7813	2.14	ppb		91
33) chloroform	9.12	83	26375	2.18	ppb		94
35) 1,1,1-trichloroethane	9.42	97	20098	2.13	ppb		97
36) carbon tetrachloride	9.35	117	16914	2.04	ppb		98
37) 1,1-dichloropropene	9.52	75	18249	2.20	ppb		96
38) isobutyl alcohol	9.78	43	28896	48.20	ppb		93
40) tert-amyl methyl ether	9.82	73	38537	2.46	ppb		97
41) benzene	9.78	78	55437	2.26	ppb		97
42) 1,2-dichloroethane	9.97	62	18820	2.31	ppb		94
43) trichloroethene	10.32	95	15444	2.29	ppb		91

(#) = qualifier out of range (m) = manual integration

Quantitation Report (Not Reviewed)

Data File : C:\HPCHEM\1\DATA\080508\B52510.D Vial: 2
Acq On : 5 Aug 2008 18:57 Operator: sdw-sop525r12
Sample : VOC_2.0ppb_CSTD Inst : CSS Instr
Misc : 5mls htd water Multiplr: 1.00
MS Integration Params: rteint.p
Quant Time: Aug 7 10:52 2008 Quant Results File: 080508S.RES

Quant Method : C:\HPCHEM\1\METHODS\080508S.M (RTE Integrator)
Title : GC/MS Volatiles (S.O.P. 525)
Last Update : Thu Aug 07 10:51:29 2008
Response via : Initial Calibration
DataAcq Meth : 080508S

	Compound	R.T.	QIon	Response	Conc Unit		Qvalue
44)	1,2-dichloropropane	10.82	63	15186	2.21 ppb	#	85
45)	methyl methacrylate	10.91	69	8254	2.26 ppb		94
46)	1,4-dioxane	11.00	88	2590	42.40 ppb	#	74
47)	dibromomethane	10.73	93	10223	2.25 ppb		98
48)	bromodichloromethane	10.84	83	20822	2.27 ppb	#	92
49)	2-chloroethyl vinyl ether	11.28	63	7377	2.21 ppb		93
50)	2-pentanone	11.07	43	46048	9.24 ppb		99
51)	cis-1,3-dichloropropene	11.39	75	22932	2.23 ppb		91
52)	4-methyl-2-pentanone	11.88	43	67778	10.84 ppb		98
55)	toluene	11.61	91	50933	2.25 ppb		98
56)	ethyl methacrylate	11.99	69	15197	2.19 ppb	#	92
57)	trans-1,3-dichloropropene	11.92	75	20892	2.36 ppb		97
58)	1,1,2-trichloroethane	12.08	83	11598	2.46 ppb		95
59)	tetrachloroethene	11.96	164	8824	2.28 ppb		97
60)	2-hexanone	12.55	43	48422	10.93 ppb		93
61)	1,3-dichloropropane	12.31	76	21709	2.46 ppb		96
62)	dibromochloromethane	12.24	129	14244	2.25 ppb		97
63)	1,2-dibromoethane	12.48	107	14227	2.34 ppb		99
64)	1-chlorohexane	12.80	91	17891	2.23 ppb		99
65)	chlorobenzene	12.88	112	38244	2.45 ppb		90
66)	ethylbenzene	12.86	91	59787	2.40 ppb		99
67)	1,1,1,2-tetrachloroethane	12.91	131	13157	2.43 ppb		88
68)	m,p-xylene	12.95	106	44679	4.67 ppb		98
69)	o-xylene	13.30	106	22862	2.36 ppb		100
70)	styrene	13.34	104	39423	2.29 ppb		92
71)	bromoform	13.40	173	9373	2.29 ppb	#	97
72)	isopropylbenzene	13.53	105	54653	2.29 ppb		100
75)	1,1,2,2-tetrachloroethane	13.87	83	17745	2.55 ppb		88
76)	n-propylbenzene	13.83	91	74186	2.44 ppb		97
77)	trans-1,4-dichloro-2-buten	14.01	53	3953	2.45 ppb		93
78)	1,2,3-trichloropropane	14.01	110	5491	2.85 ppb		90
79)	bromobenzene	13.88	156	14188	2.46 ppb		89
80)	1,3,5-trimethylbenzene	13.96	105	47474	2.37 ppb		97
81)	2-chlorotoluene	14.00	126	14232	2.45 ppb		96
82)	4-chlorotoluene	14.12	126	13608	2.38 ppb		92
83)	tert-butylbenzene	14.23	134	8301	2.37 ppb		88
84)	1,2,4-trimethylbenzene	14.26	105	45595	2.33 ppb		98
85)	sec-butylbenzene	14.36	105	63659	2.37 ppb		99
86)	p-isopropyltoluene	14.45	119	51810	2.47 ppb		99
87)	1,3-dichlorobenzene	14.59	146	23226	2.32 ppb		95
88)	1,4-dichlorobenzene	14.65	146	25342	2.52 ppb	#	53
89)	n-butylbenzene	14.79	91	48254	2.36 ppb		99
90)	1,2-dichlorobenzene	15.01	146	22097	2.37 ppb	#	87
91)	hexachloroethane	15.00	201	6184	2.18 ppb		85
92)	1,2-dibromo-3-chloropropan	15.69	157	2417	2.21 ppb	#	79
93)	1,2,4-trichlorobenzene	16.34	180	13501	2.35 ppb		95
94)	hexachlorobutadiene	16.26	225	8307	2.44 ppb		94
95)	naphthalene	16.72	128	34482	2.46 ppb		100
96)	1,2,3-trichlorobenzene	16.92	180	12803	2.50 ppb		83

(#) = qualifier out of range (m) = manual integration

Quantitation Report

Data File : C:\HPCHEM\1\DATA\080508\B52510.D Vial: 2
Acq On : 5 Aug 2008 18:57 Operator: sdw-sop525r12
Sample : VOC_2.0ppb_CSTD Inst : CSS Instr
Misc : 5mls htd water Multiplr: 1.00
MS Integration Params: rteint.p
Quant Time: Aug 7 10:52 2008 Quant Results File: 080508S.RES

Method : C:\HPCHEM\1\METHODS\080508S.M (RTE Integrator)
Title : GC/MS Volatiles (S.O.P. 525)
Last Update : Thu Aug 07 10:51:29 2008
Response via : Initial Calibration

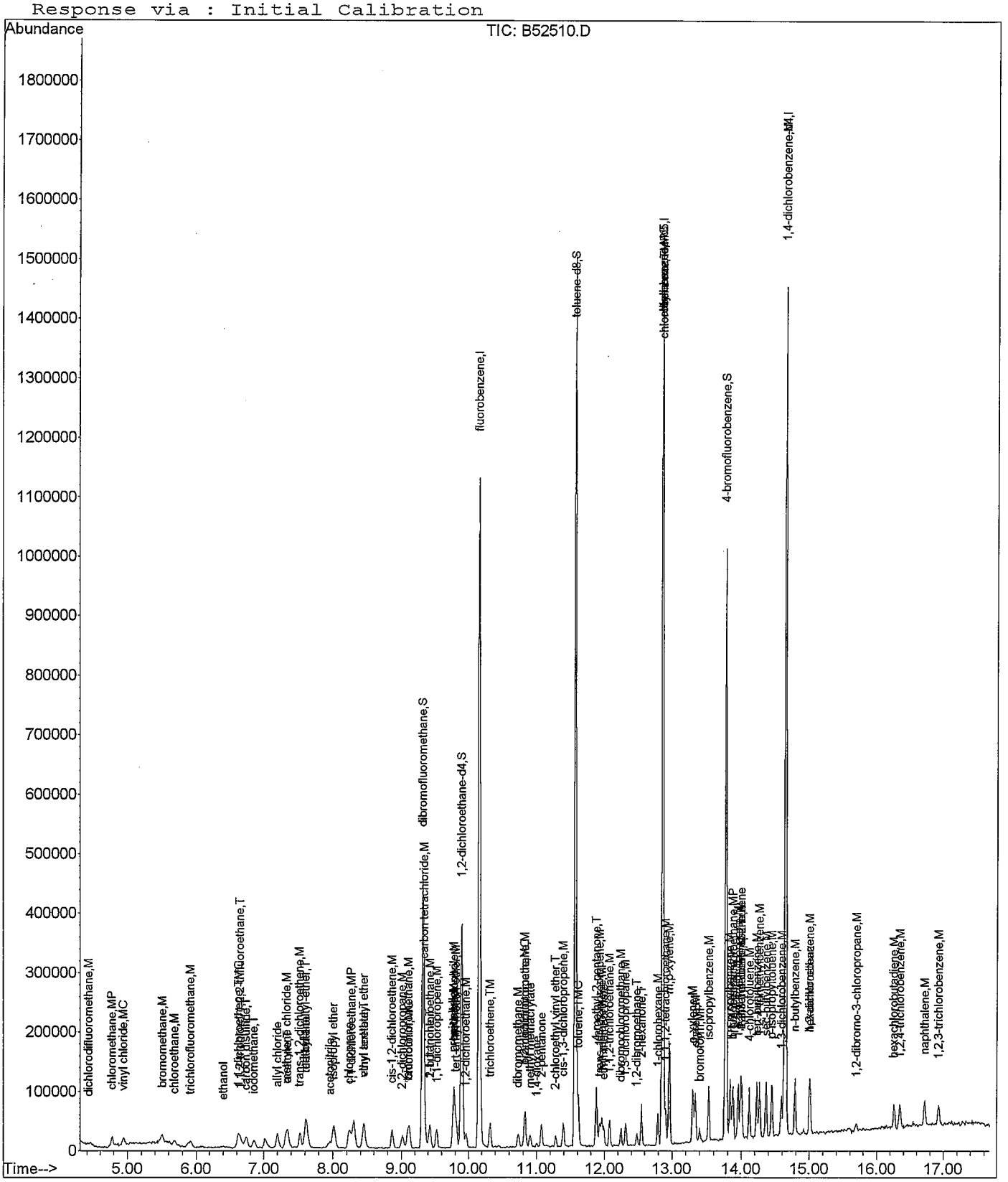

Quantitation Report (Not Reviewed)

Data File : C:\HPCHEM\1\DATA\080508\B52511.D Vial: 3
Acq On : 5 Aug 2008 19:20 Operator: sdw-sop525r12
Sample : VOC_5.0ppb_CSTD Inst : CSS Instr
Misc : 5mls htd water Multiplr: 1.00
MS Integration Params: rteint.p
Quant Time: Aug 7 10:52 2008 Quant Results File: 080508S.RES

Quant Method : C:\HPCHEM\1\METHODS\080508S.M (RTE Integrator)
Title : GC/MS Volatiles (S.O.P. 525)
Last Update : Thu Aug 07 10:51:29 2008
Response via : Initial Calibration
DataAcq Meth : 080508S

Internal Standards	R.T.	QIon	Response	Conc	Units	Dev(Min)
1) fluorobenzene	10.16	96	1173891	50.00	ppb	0.01
53) chlorobenzene-d5	12.86	117	862931	50.00	ppb	0.01
74) 1,4-dichlorobenzene-d4	14.64	152	342960	50.00	ppb	0.00
System Monitoring Compounds						
34) dibromofluoromethane	9.33	113	370574	49.93	ppb	0.01
Spiked Amount 50.000	Range 79 - 120		Recovery = 99.86%			
39) 1,2-dichloroethane-d4	9.90	65	319719	51.14	ppb	0.00
Spiked Amount 50.000	Range 62 - 139		Recovery = 102.28%			
54) toluene-d8	11.57	100	676109	49.05	ppb	0.01
Spiked Amount 50.000	Range 83 - 120		Recovery = 98.10%			
73) 4-bromofluorobenzene	13.77	174	244601	48.71	ppb	0.00
Spiked Amount 50.000	Range 74 - 123		Recovery = 97.42%			

Target Compounds							Qvalue
2) dichlorodifluoromethane	4.44	85	48057	5.06	ppb		97
3) chloromethane	4.78	50	68185	5.45	ppb		98
4) vinyl chloride	4.94	62	36704	5.22	ppb		91
5) bromomethane	5.51	96	26455	5.05	ppb		96
6) chloroethane	5.69	64	27130	5.37	ppb		96
7) trichlorofluoromethane	5.92	101	49661	5.08	ppb		93
8) ethanol	6.40	45	11800	118.86	ppb	#	85
9) acrolein	7.03	56	70421	49.30	ppb		99
10) 1,1,2-trichloro-1,2,2-trif	6.67	101	35472	5.14	ppb		95
11) 1,1-dichloroethene	6.64	96	33889	5.25	ppb		98
12) acetone	7.37	58	13027	23.96	ppb		90
13) iodomethane	6.86	142	61664	5.05	ppb		98
14) carbon disulfide	6.75	76	124029	5.06	ppb		94
15) allyl chloride	7.21	76	19055	5.22	ppb		96
16) acetonitrile	7.95	41	38547	53.07	ppb		92
17) methylene chloride	7.35	84	42732	5.29	ppb		95
18) tert-butanol	7.62	59	21079	25.89	ppb		95
19) methyl-t-butyl-ether	7.62	73	165077	10.24	ppb		98
20) trans-1,2-dichloroethene	7.53	96	37788	5.20	ppb		94
21) acrylonitrile	8.30	53	167878	51.37	ppb		99
22) isopropyl ether	8.02	45	129473	5.02	ppb		98
23) vinyl acetate	8.46	43	71230	5.17	ppb		97
24) 1,1-dichloroethane	8.26	63	66686	5.03	ppb		99
25) chloroprene	8.23	53	50708	4.95	ppb		98
26) 2-butanone	9.44	43	75248	22.46	ppb		97
27) ethyl tert-butyl ether	8.45	59	104736	5.03	ppb		97
28) 2,2-dichloropropane	9.02	77	44523	5.13	ppb		98
29) cis-1,2-dichloroethene	8.87	96	42180	5.25	ppb		97
30) propionitrile	9.76	54	45162	51.48	ppb	#	85
31) methacrylonitrile	9.79	41	57099	5.22	ppb		91
32) bromochloromethane	9.09	128	19598	4.98	ppb		84
33) chloroform	9.12	83	67188	5.15	ppb		97
35) 1,1,1-trichloroethane	9.42	97	53683	5.27	ppb		98
36) carbon tetrachloride	9.36	117	46435	5.20	ppb		97
37) 1,1-dichloropropene	9.52	75	45791	5.12	ppb		94
38) isobutyl alcohol	9.79	43	65403	101.28	ppb		95
40) tert-amyl methyl ether	9.82	73	85810	5.10	ppb		99
41) benzene	9.78	78	138201	5.23	ppb		96
42) 1,2-dichloroethane	9.97	62	45717	5.22	ppb		97
43) trichloroethene	10.32	95	38396	5.28	ppb		94

(#) = qualifier out of range (m) = manual integration

Quantitation Report (Not Reviewed)

Data File : C:\HPCHEM\1\DATA\080508\B52511.D Vial: 3
Acq On : 5 Aug 2008 19:20 Operator: sdw-sop525r12
Sample : VOC_5.0ppb_CSTD Inst : CSS Instr
Misc : 5mls htd water Multiplr: 1.00
MS Integration Params: rteint.p
Quant Time: Aug 7 10:52 2008 Quant Results File: 080508S.RES

Quant Method : C:\HPCHEM\1\METHODS\080508S.M (RTE Integrator)
Title : GC/MS Volatiles (S.O.P. 525)
Last Update : Thu Aug 07 10:51:29 2008
Response via : Initial Calibration
DataAcq Meth : 080508S

	Compound	R.T.	QIon	Response	Conc Unit		Qvalue
44)	1,2-dichloropropane	10.82	63	39066	5.28 ppb		91
45)	methyl methacrylate	10.90	69	19296	4.91 ppb		95
46)	1,4-dioxane	11.00	88	6482	98.51 ppb		87
47)	dibromomethane	10.74	93	26005	5.32 ppb		92
48)	bromodichloromethane	10.83	83	52687	5.32 ppb		97
49)	2-chloroethyl vinyl ether	11.29	63	18032	5.03 ppb		97
50)	2-pentanone	11.07	43	108966	20.29 ppb		98
51)	cis-1,3-dichloropropene	11.40	75	58392	5.27 ppb		98
52)	4-methyl-2-pentanone	11.88	43	157911	23.45 ppb		98
55)	toluene	11.61	91	129156	5.23 ppb		97
56)	ethyl methacrylate	12.00	69	37425	4.95 ppb		96
57)	trans-1,3-dichloropropene	11.93	75	51250	5.31 ppb		87
58)	1,1,2-trichloroethane	12.08	83	28619	5.58 ppb		96
59)	tetrachloroethene	11.96	164	21918	5.19 ppb		96
60)	2-hexanone	12.55	43	112934	23.41 ppb		98
61)	1,3-dichloropropane	12.32	76	51491	5.36 ppb		97
62)	dibromochloromethane	12.24	129	34504	5.01 ppb		94
63)	1,2-dibromoethane	12.48	107	35531	5.37 ppb		98
64)	1-chlorohexane	12.79	91	42498	4.85 ppb		91
65)	chlorobenzene	12.87	112	90029	5.30 ppb		91
66)	ethylbenzene	12.85	91	144063	5.31 ppb		98
67)	1,1,1,2-tetrachloroethane	12.90	131	31056	5.27 ppb		93
68)	m,p-xylene	12.96	106	112513	10.81 ppb		97
69)	o-xylene	13.31	106	56173	5.32 ppb		95
70)	styrene	13.34	104	98052	5.22 ppb		98
71)	bromoform	13.41	173	23378	5.25 ppb		98
72)	isopropylbenzene	13.53	105	136272	5.25 ppb		97
75)	1,1,2,2-tetrachloroethane	13.88	83	45597	6.21 ppb		98
76)	n-propylbenzene	13.84	91	171325	5.34 ppb		95
77)	trans-1,4-dichloro-2-buten	14.01	53	10385	6.12 ppb		82
78)	1,2,3-trichloropropane	14.02	110	12311	6.05 ppb		77
79)	bromobenzene	13.89	156	33340	5.48 ppb		94
80)	1,3,5-trimethylbenzene	13.96	105	115889	5.50 ppb		97
81)	2-chlorotoluene	14.00	126	33077	5.41 ppb		68
82)	4-chlorotoluene	14.12	126	32491	5.38 ppb		77
83)	tert-butylbenzene	14.23	134	20607	5.58 ppb		70
84)	1,2,4-trimethylbenzene	14.27	105	114148	5.55 ppb		99
85)	sec-butylbenzene	14.36	105	155973	5.51 ppb		99
86)	p-isopropyltoluene	14.45	119	120114	5.44 ppb		98
87)	1,3-dichlorobenzene	14.59	146	58513	5.54 ppb	#	91
88)	1,4-dichlorobenzene	14.66	146	57612	5.44 ppb	#	92
89)	n-butylbenzene	14.78	91	116258	5.40 ppb		99
90)	1,2-dichlorobenzene	15.01	146	53934	5.49 ppb		94
91)	hexachloroethane	15.00	201	14876	4.97 ppb		87
92)	1,2-dibromo-3-chloropropan	15.70	157	6363	5.52 ppb		96
93)	1,2,4-trichlorobenzene	16.35	180	32798	5.42 ppb		96
94)	hexachlorobutadiene	16.26	225	20525	5.71 ppb		97
95)	naphthalene	16.72	128	77332	5.24 ppb		100
96)	1,2,3-trichlorobenzene	16.92	180	28733	5.32 ppb		92

(#) = qualifier out of range (m) = manual integration

Quantitation Report

Data File : C:\HPCHEM\1\DATA\080508\B52511.D Vial: 3
Acq On : 5 Aug 2008 19:20 Operator: sdw-sop525r12
Sample : VOC_5.0ppb_CSTD Inst : CSS Instr
Misc : 5mls htd water Multiplr: 1.00
MS Integration Params: rteint.p
Quant Time: Aug 7 10:52 2008 Quant Results File: 080508S.RES

Method : C:\HPCHEM\1\METHODS\080508S.M (RTE Integrator)
Title : GC/MS Volatiles (S.O.P. 525)
Last Update : Thu Aug 07 10:51:29 2008
Response via : Initial Calibration



Quantitation Report (Not Reviewed)

Data File : C:\HPCHEM\1\DATA\080508\B52512.D Vial: 4
Acq On : 5 Aug 2008 19:44 Operator: sdw-sop525r12
Sample : VOC_10ppb_CSTD Inst : CSS Instr
Misc : 5mls htd water Multiplr: 1.00
MS Integration Params: rteint.p
Quant Time: Aug 7 10:52 2008 Quant Results File: 080508S.RES

Quant Method : C:\HPCHEM\1\METHODS\080508S.M (RTE Integrator)
Title : GC/MS Volatiles (S.O.P. 525)
Last Update : Thu Aug 07 10:51:29 2008
Response via : Initial Calibration
DataAcq Meth : 080508S

Internal Standards	R.T.	QIon	Response	Conc	Units	Dev(Min)
1) fluorobenzene	10.16	96	1192322	50.00	ppb	0.00
53) chlorobenzene-d5	12.85	117	902518	50.00	ppb	0.00
74) 1,4-dichlorobenzene-d4	14.63	152	365517	50.00	ppb	0.00
System Monitoring Compounds						
34) dibromofluoromethane	9.32	113	372754	49.44	ppb	0.00
Spiked Amount 50.000	Range 79 - 120		Recovery = 98.88%			
39) 1,2-dichloroethane-d4	9.90	65	317807	50.05	ppb	0.00
Spiked Amount 50.000	Range 62 - 139		Recovery = 100.10%			
54) toluene-d8	11.56	100	677743	47.01	ppb	0.00
Spiked Amount 50.000	Range 83 - 120		Recovery = 94.02%			
73) 4-bromofluorobenzene	13.77	174	249986	47.60	ppb	0.00
Spiked Amount 50.000	Range 74 - 123		Recovery = 95.20%			

Target Compounds						Qvalue
2) dichlorodifluoromethane	4.44	85	91506	9.49	ppb	97
3) chloromethane	4.78	50	127246	10.01	ppb	100
4) vinyl chloride	4.95	62	69761	9.76	ppb	98
5) bromomethane	5.51	96	50005	9.74	ppb	87
6) chloroethane	5.69	64	55836	10.88	ppb	85
7) trichlorofluoromethane	5.92	101	94547	9.52	ppb	97
8) ethanol	6.40	45	21550	213.71	ppb #	84
9) acrolein	7.02	56	101643	81.97	ppb	100
10) 1,1,2-trichloro-1,2,2-trif	6.66	101	67922	9.69	ppb	97
11) 1,1-dichloroethene	6.63	96	62287	9.49	ppb	95
12) acetone	7.36	58	23592	42.71	ppb	92
13) iodomethane	6.86	142	120050	9.68	ppb	96
14) carbon disulfide	6.74	76	243815	9.79	ppb	97
15) allyl chloride	7.21	76	36056	9.72	ppb	96
16) acetonitrile	7.94	41	71234	96.56	ppb	95
17) methylene chloride	7.33	84	80441	9.81	ppb	96
18) tert-butanol	7.62	59	41637	50.35	ppb	96
19) methyl-t-butyl-ether	7.62	73	318964	19.48	ppb	98
20) trans-1,2-dichloroethene	7.53	96	69187	9.37	ppb	91
21) acrylonitrile	8.30	53	250932	87.84	ppb	98
22) isopropyl ether	8.01	45	255598	9.75	ppb	97
23) vinyl acetate	8.46	43	134825	9.64	ppb	99
24) 1,1-dichloroethane	8.26	63	131980	9.81	ppb	98
25) chloroprene	8.23	53	101081	9.71	ppb	97
26) 2-butanone	9.43	43	132989	39.07	ppb	96
27) ethyl tert-butyl ether	8.45	59	203207	9.62	ppb	97
28) 2,2-dichloropropane	9.02	77	84565	9.59	ppb	100
29) cis-1,2-dichloroethene	8.87	96	79634	9.75	ppb	98
30) propionitrile	9.76	54	86563	97.14	ppb	95
31) methacrylonitrile	9.79	41	106888	9.63	ppb	88
32) bromochloromethane	9.10	128	39072	9.78	ppb	89
33) chloroform	9.12	83	130527	9.86	ppb	97
35) 1,1,1-trichloroethane	9.41	97	99475	9.62	ppb	96
36) carbon tetrachloride	9.34	117	87353	9.63	ppb	98
37) 1,1-dichloropropene	9.52	75	87183	9.59	ppb	98
38) isobutyl alcohol	9.79	43	127155	193.85	ppb	90
40) tert-amyl methyl ether	9.82	73	162528	9.50	ppb	98
41) benzene	9.78	78	261373	9.73	ppb	98
42) 1,2-dichloroethane	9.96	62	86707	9.74	ppb	99
43) trichloroethene	10.32	95	68029	9.21	ppb	96

(#) = qualifier out of range (m) = manual integration

Quantitation Report (Not Reviewed)

Data File : C:\HPCHEM\1\DATA\080508\B52512.D
Acq On : 5 Aug 2008 19:44
Sample : VOC_10ppb_CSTD
Misc : 5mls htd water
MS Integration Params: rteint.p
Quant Time: Aug 7 10:52 2008

Vial: 4
Operator: sdw-sop525r12
Inst : CSS Instr
Multiplr: 1.00
Quant Results File: 080508S.RES

Quant Method : C:\HPCHEM\1\METHODS\080508S.M (RTE Integrator)
Title : GC/MS Volatiles (S.O.P. 525)
Last Update : Thu Aug 07 10:51:29 2008
Response via : Initial Calibration
DataAcq Meth : 080508S

	Compound	R.T.	QIon	Response	Conc	Unit		Qvalue
44)	1,2-dichloropropane	10.82	63	73005	9.71	ppb		97
45)	methyl methacrylate	10.90	69	38582	9.67	ppb		95
46)	1,4-dioxane	11.00	88	13010	194.66	ppb		96
47)	dibromomethane	10.72	93	49240	9.91	ppb		95
48)	bromodichloromethane	10.83	83	93913	9.34	ppb		94
49)	2-chloroethyl vinyl ether	11.27	63	36268	9.95	ppb		98
50)	2-pentanone	11.07	43	199078	36.49	ppb		99
51)	cis-1,3-dichloropropene	11.39	75	107322	9.54	ppb		97
52)	4-methyl-2-pentanone	11.88	43	276594	40.44	ppb		100
55)	toluene	11.61	91	239059	9.25	ppb		99
56)	ethyl methacrylate	11.98	69	73212	9.26	ppb		98
57)	trans-1,3-dichloropropene	11.92	75	91595	9.07	ppb		97
58)	1,1,2-trichloroethane	12.07	83	47986	8.94	ppb		95
59)	tetrachloroethene	11.95	164	40168	9.10	ppb		90
60)	2-hexanone	12.55	43	195227	38.70	ppb		99
61)	1,3-dichloropropane	12.31	76	91816	9.14	ppb		96
62)	dibromochloromethane	12.24	129	66680	9.26	ppb		93
63)	1,2-dibromoethane	12.48	107	63568	9.19	ppb		99
64)	1-chlorohexane	12.79	91	87112	9.51	ppb		99
65)	chlorobenzene	12.87	112	163549	9.21	ppb		95
66)	ethylbenzene	12.85	91	266444	9.40	ppb		98
67)	1,1,1,2-tetrachloroethane	12.90	131	57670	9.36	ppb		100
68)	m,p-xylene	12.95	106	202944	18.64	ppb		97
69)	o-xylene	13.29	106	100938	9.13	ppb		99
70)	styrene	13.33	104	177250	9.03	ppb		97
71)	bromoform	13.39	173	41296	8.87	ppb		95
72)	isopropylbenzene	13.52	105	249372	9.19	ppb		96
75)	1,1,2,2-tetrachloroethane	13.87	83	77776	9.94	ppb		97
76)	n-propylbenzene	13.83	91	322952	9.44	ppb		98
77)	trans-1,4-dichloro-2-buten	14.00	53	18027	9.96	ppb		81
78)	1,2,3-trichloropropane	14.00	110	21165	9.76	ppb		87
79)	bromobenzene	13.88	156	60669	9.36	ppb		96
80)	1,3,5-trimethylbenzene	13.95	105	208231	9.27	ppb		100
81)	2-chlorotoluene	13.99	126	61121	9.38	ppb		92
82)	4-chlorotoluene	14.11	126	60775	9.44	ppb		93
83)	tert-butylbenzene	14.22	134	37718	9.59	ppb		94
84)	1,2,4-trimethylbenzene	14.26	105	209969	9.57	ppb		98
85)	sec-butylbenzene	14.36	105	292103	9.68	ppb		100
86)	p-isopropyltoluene	14.45	119	218959	9.30	ppb		99
87)	1,3-dichlorobenzene	14.58	146	106654	9.47	ppb		97
88)	1,4-dichlorobenzene	14.64	146	107264	9.51	ppb	#	88
89)	n-butylbenzene	14.78	91	220764	9.63	ppb		99
90)	1,2-dichlorobenzene	15.01	146	98454	9.39	ppb		97
91)	hexachloroethane	15.00	201	30512	9.56	ppb		89
92)	1,2-dibromo-3-chloropropan	15.70	157	11832	9.63	ppb		84
93)	1,2,4-trichlorobenzene	16.34	180	59685	9.26	ppb		94
94)	hexachlorobutadiene	16.26	225	37843	9.88	ppb		98
95)	naphthalene	16.71	128	143633	9.13	ppb		100
96)	1,2,3-trichlorobenzene	16.92	180	53202	9.24	ppb		98

(#) = qualifier out of range (m) = manual integration

Quantitation Report

Data File : C:\HPCHEM\1\DATA\080508\B52512.D
Acq On : 5 Aug 2008 19:44
Sample : VOC_10ppb_CSTD
Misc : 5mls htd water
MS Integration Params: rteint.p
Quant Time: Aug 7 10:52 2008

Vial: 4
Operator: sdw-sop525r12
Inst : CSS Instr
Multiplr: 1.00
Quant Results File: 080508S.RES

Method : C:\HPCHEM\1\METHODS\080508S.M (RTE Integrator)
Title : GC/MS Volatiles (S.O.P. 525)
Last Update : Thu Aug 07 10:51:29 2008
Response via : Initial Calibration

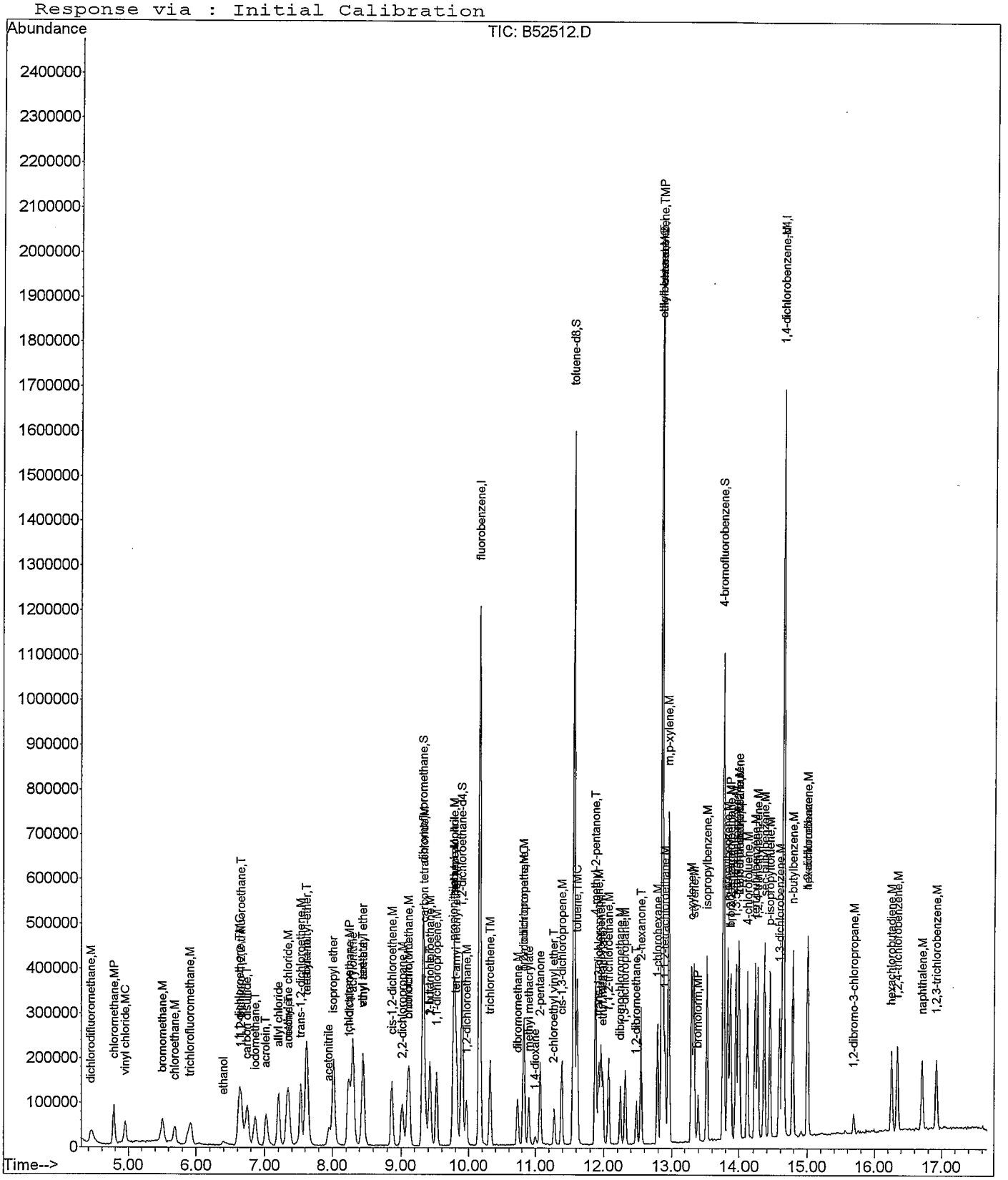

Quantitation Report (Not Reviewed)

Data File : C:\HPCHEM\1\DATA\080508\B52513.D Vial: 5
Acq On : 5 Aug 2008 20:06 Operator: sdw-sop525r12
Sample : VOC_20ppb_CSTD Inst : CSS Instr
Misc : 5mls htd water Multiplr: 1.00
MS Integration Params: rteint.p
Quant Time: Aug 7 10:52 2008 Quant Results File: 080508S.RES

Quant Method : C:\HPCHEM\1\METHODS\080508S.M (RTE Integrator)
Title : GC/MS Volatiles (S.O.P. 525)
Last Update : Thu Aug 07 10:51:29 2008
Response via : Initial Calibration
DataAcq Meth : 080508S

Internal Standards	R.T.	QIon	Response	Conc	Units	Dev(Min)
1) fluorobenzene	10.16	96	1180682	50.00	ppb	0.00
53) chlorobenzene-d5	12.86	117	939244	50.00	ppb	0.00
74) 1,4-dichlorobenzene-d4	14.63	152	370881	50.00	ppb	0.00
System Monitoring Compounds						
34) dibromofluoromethane	9.32	113	373139	49.98	ppb	0.00
Spiked Amount 50.000	Range 79 - 120		Recovery = 99.96%			
39) 1,2-dichloroethane-d4	9.89	65	318489	50.65	ppb	0.00
Spiked Amount 50.000	Range 62 - 139		Recovery = 101.30%			
54) toluene-d8	11.57	100	688501	45.89	ppb	0.00
Spiked Amount 50.000	Range 83 - 120		Recovery = 91.78%			
73) 4-bromofluorobenzene	13.77	174	251438	46.00	ppb	0.00
Spiked Amount 50.000	Range 74 - 123		Recovery = 92.00%			

Target Compounds						Qvalue
2) dichlorodifluoromethane	4.44	85	232238	24.33	ppb	100
3) chloromethane	4.78	50	283258	22.51	ppb	99
4) vinyl chloride	4.94	62	153193	21.65	ppb	97
5) bromomethane	5.51	96	100011	20.79	ppb	95
6) chloroethane	5.68	64	119476	23.51	ppb	90
7) trichlorofluoromethane	5.92	101	220220	22.40	ppb	99
8) ethanol	6.39	45	41820	418.81	ppb	97
9) acrolein	7.01	56	225088	218.29	ppb	100
10) 1,1,2-trichloro-1,2,2-trif	6.66	101	156357	22.52	ppb	99
11) 1,1-dichloroethene	6.63	96	135536	20.86	ppb	96
12) acetone	7.36	58	44267	80.93	ppb	98
13) iodomethane	6.86	142	254417	20.71	ppb	98
14) carbon disulfide	6.75	76	515708	20.91	ppb	99
15) allyl chloride	7.20	76	76675	20.88	ppb	96
16) acetonitrile	7.94	41	168091	230.11	ppb	95
17) methylene chloride	7.33	84	159194	19.60	ppb	99
18) tert-butanol	7.61	59	94270	115.13	ppb	82
19) methyl-t-butyl-ether	7.61	73	648477	39.99	ppb	99
20) trans-1,2-dichloroethene	7.53	96	151038	20.65	ppb	98
21) acrylonitrile	8.29	53	499402	202.78	ppb	98
22) isopropyl ether	8.02	45	544248	20.98	ppb	100
23) vinyl acetate	8.45	43	274149	19.79	ppb	100
24) 1,1-dichloroethane	8.25	63	269995	20.27	ppb	97
25) chloroprene	8.23	53	210556	20.43	ppb	97
26) 2-butanone	9.43	43	262593	77.91	ppb	98
27) ethyl tert-butyl ether	8.44	59	425798	20.35	ppb	98
28) 2,2-dichloropropane	9.01	77	179633	20.57	ppb	100
29) cis-1,2-dichloroethene	8.87	96	162256	20.06	ppb	97
30) propionitrile	9.75	54	186821	211.72	ppb #	84
31) methacrylonitrile	9.78	41	231099	21.02	ppb	91
32) bromochloromethane	9.09	128	76363	19.30	ppb	99
33) chloroform	9.11	83	266593	20.33	ppb	98
35) 1,1,1-trichloroethane	9.42	97	213537	20.85	ppb	98
36) carbon tetrachloride	9.35	117	187079	20.83	ppb	97
37) 1,1-dichloropropene	9.52	75	184877	20.54	ppb	98
38) isobutyl alcohol	9.78	43	277113	426.64	ppb	92
40) tert-amyl methyl ether	9.81	73	340303	20.09	ppb	99
41) benzene	9.77	78	533920	20.08	ppb	98
42) 1,2-dichloroethane	9.96	62	173874	19.73	ppb	100
43) trichloroethene	10.31	95	148863	20.35	ppb	96

(#) = qualifier out of range (m) = manual integration

Quantitation Report (Not Reviewed)

Data File : C:\HPCHEM\1\DATA\080508\B52513.D Vial: 5
Acq On : 5 Aug 2008 20:06 Operator: sdw-sop525r12
Sample : VOC_20ppb_CSTD Inst : CSS Instr
Misc : 5mls htd water Multiplr: 1.00
MS Integration Params: rteint.p
Quant Time: Aug 7 10:52 2008 Quant Results File: 080508S.RES

Quant Method : C:\HPCHEM\1\METHODS\080508S.M (RTE Integrator)
Title : GC/MS Volatiles (S.O.P. 525)
Last Update : Thu Aug 07 10:51:29 2008
Response via : Initial Calibration
DataAcq Meth : 080508S

	Compound	R.T.	QIon	Response	Conc Unit	Qvalue
44)	1,2-dichloropropane	10.82	63	150997	20.27 ppb	97
45)	methyl methacrylate	10.90	69	82204	20.81 ppb	96
46)	1,4-dioxane	10.99	88	28415	429.34 ppb	96
47)	dibromomethane	10.73	93	96162	19.55 ppb	97
48)	bromodichloromethane	10.83	83	194355	19.53 ppb	99
49)	2-chloroethyl vinyl ether	11.28	63	70778	19.62 ppb	93
50)	2-pentanone	11.06	43	468050	86.65 ppb	99
51)	cis-1,3-dichloropropene	11.39	75	224633	20.16 ppb	97
52)	4-methyl-2-pentanone	11.87	43	549229	81.10 ppb	98
55)	toluene	11.60	91	501982	18.67 ppb	98
56)	ethyl methacrylate	11.99	69	159189	19.35 ppb	95
57)	trans-1,3-dichloropropene	11.92	75	192074	18.28 ppb	97
58)	1,1,2-trichloroethane	12.07	83	103881	18.61 ppb	97
59)	tetrachloroethene	11.96	164	86019	18.73 ppb	96
60)	2-hexanone	12.54	43	400585	76.30 ppb	97
61)	1,3-dichloropropane	12.31	76	190038	18.18 ppb	96
62)	dibromochloromethane	12.24	129	137323	18.32 ppb	98
63)	1,2-dibromoethane	12.47	107	132022	18.35 ppb	98
64)	1-chlorohexane	12.79	91	181959	19.10 ppb	93
65)	chlorobenzene	12.87	112	340203	18.41 ppb	94
66)	ethylbenzene	12.85	91	554371	18.79 ppb	99
67)	1,1,1,2-tetrachloroethane	12.90	131	117363	18.31 ppb	98
68)	m,p-xylene	12.95	106	433444	38.26 ppb	94
69)	o-xylene	13.30	106	211373	18.38 ppb	95
70)	styrene	13.33	104	379117	18.55 ppb	96
71)	bromoform	13.40	173	89699	18.51 ppb	99
72)	isopropylbenzene	13.53	105	533290	18.89 ppb	99
75)	1,1,2,2-tetrachloroethane	13.87	83	162109	20.42 ppb	100
76)	n-propylbenzene	13.83	91	671079	19.34 ppb	97
77)	trans-1,4-dichloro-2-buten	14.00	53	36202	19.72 ppb	88
78)	1,2,3-trichloropropane	14.01	110	46054	20.94 ppb	80
79)	bromobenzene	13.88	156	130462	19.84 ppb	81
80)	1,3,5-trimethylbenzene	13.95	105	455598	20.00 ppb	98
81)	2-chlorotoluene	13.99	126	130655	19.75 ppb	89
82)	4-chlorotoluene	14.11	126	129966	19.90 ppb	95
83)	tert-butylbenzene	14.23	134	80116	20.07 ppb	91
84)	1,2,4-trimethylbenzene	14.26	105	438694	19.71 ppb	97
85)	sec-butylbenzene	14.35	105	610473	19.93 ppb	99
86)	p-isopropyltoluene	14.44	119	469645	19.67 ppb	98
87)	1,3-dichlorobenzene	14.58	146	228981	20.04 ppb	96
88)	1,4-dichlorobenzene	14.65	146	224224	19.59 ppb	98
89)	n-butylbenzene	14.78	91	466701	20.06 ppb	98
90)	1,2-dichlorobenzene	15.00	146	209587	19.71 ppb	95
91)	hexachloroethane	15.00	201	67480	20.83 ppb	91
92)	1,2-dibromo-3-chloropropan	15.68	157	23981	19.24 ppb	95
93)	1,2,4-trichlorobenzene	16.34	180	134492	20.56 ppb	94
94)	hexachlorobutadiene	16.25	225	75783	19.49 ppb	96
95)	naphthalene	16.71	128	317812	19.91 ppb	100
96)	1,2,3-trichlorobenzene	16.91	180	116688	19.96 ppb	97

(#) = qualifier out of range (m) = manual integration

Quantitation Report

Data File : C:\HPCHEM\1\DATA\080508\B52513.D
Acq On : 5 Aug 2008 20:06
Sample : VOC_20ppb_CSTD
Misc : 5mls htd water
MS Integration Params: rteint.p
Quant Time: Aug 7 10:52 2008

Vial: 5
Operator: sdw-sop525r12
Inst : CSS Instr
Multiplr: 1.00
Quant Results File: 080508S.RES

Method : C:\HPCHEM\1\METHODS\080508S.M (RTE Integrator)
Title : GC/MS Volatiles (S.O.P. 525)
Last Update : Thu Aug 07 10:51:29 2008
Response via : Initial Calibration

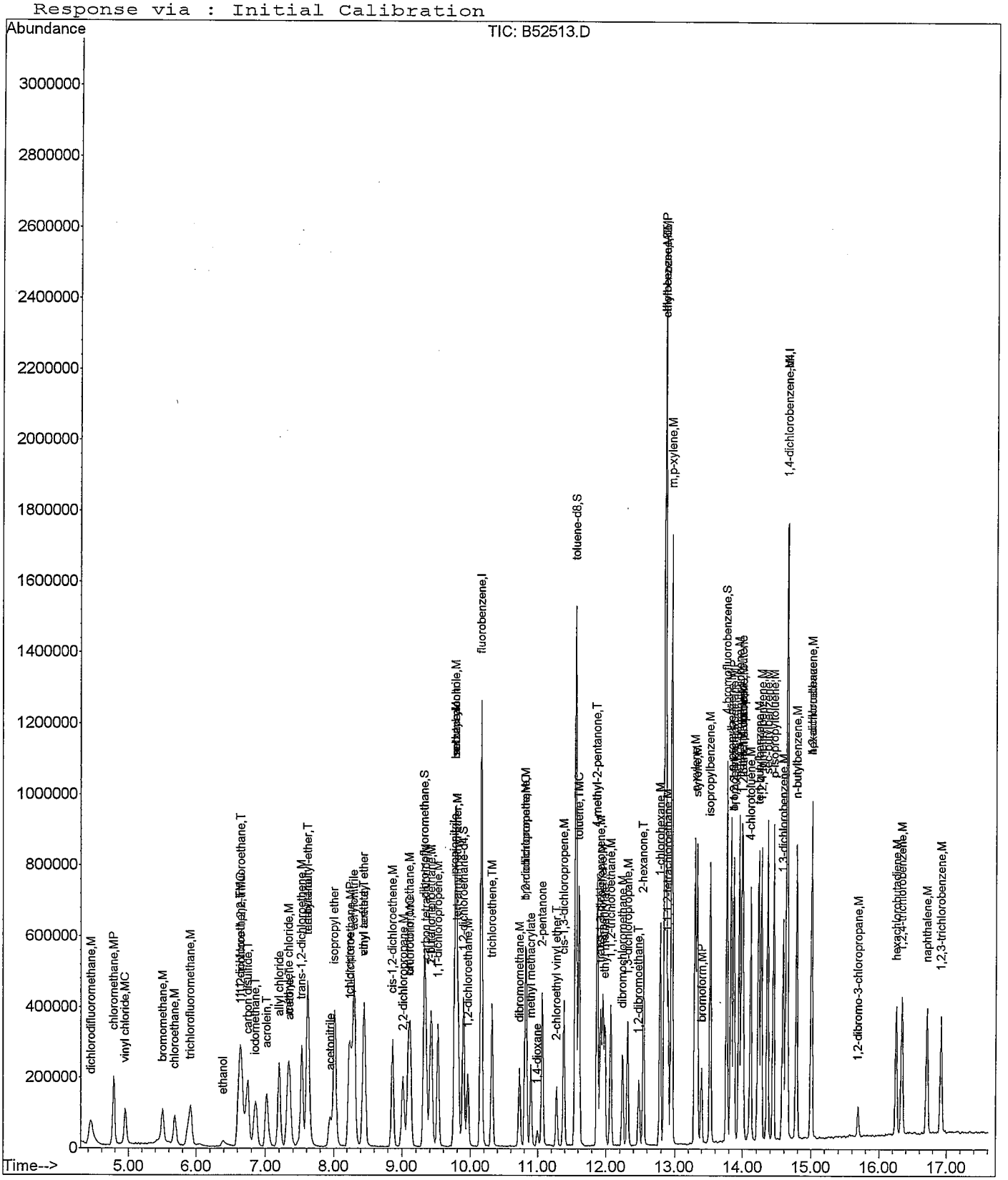

Quantitation Report (Not Reviewed)

Data File : C:\HPCHEM\1\DATA\080508\B52515.D Vial: 7
Acq On : 5 Aug 2008 20:51 Operator: sdw-sop525r12
Sample : VOC_50ppb_ISDEF Inst : CSS Instr
Misc : 5mls htd water Multiplr: 1.00
MS Integration Params: rteint.p
Quant Time: Aug 7 10:52 2008 Quant Results File: 080508S.RES

Quant Method : C:\HPCHEM\1\METHODS\080508S.M (RTE Integrator)
Title : GC/MS Volatiles (S.O.P. 525)
Last Update : Thu Aug 07 10:51:29 2008
Response via : Initial Calibration
DataAcq Meth : 080508S

Internal Standards	R.T.	QIon	Response	Conc	Units	Dev(Min)
1) fluorobenzene	10.15	96	1264900	50.00	ppb	0.00
53) chlorobenzene-d5	12.85	117	916518	50.00	ppb	0.00
74) 1,4-dichlorobenzene-d4	14.63	152	400932	50.00	ppb	0.00
System Monitoring Compounds						
34) dibromofluoromethane	9.31	113	394521	49.33	ppb	0.00
Spiked Amount 50.000	Range 79 - 120		Recovery = 98.66%			
39) 1,2-dichloroethane-d4	9.89	65	333695	49.54	ppb	0.00
Spiked Amount 50.000	Range 62 - 139		Recovery = 99.08%			
54) toluene-d8	11.56	100	740622	50.59	ppb	0.00
Spiked Amount 50.000	Range 83 - 120		Recovery = 101.18%			
73) 4-bromofluorobenzene	13.77	174	271694	50.94	ppb	0.00
Spiked Amount 50.000	Range 74 - 123		Recovery = 101.88%			

Target Compounds						Qvalue
2) dichlorodifluoromethane	4.44	85	492279	48.14	ppb	99
3) chloromethane	4.78	50	625560	46.40	ppb	98
4) vinyl chloride	4.95	62	355620	46.91	ppb	96
5) bromomethane	5.50	96	214591	47.02	ppb	96
6) chloroethane	5.69	64	276821	50.85	ppb	98
7) trichlorofluoromethane	5.91	101	517813	49.17	ppb	98
8) ethanol	6.39	45	97881	914.98	ppb	97
9) acrolein	7.02	56	515691	499.02	ppb	99
10) 1,1,2-trichloro-1,2,2-trif	6.65	101	357449	48.05	ppb	98
11) 1,1-dichloroethene	6.63	96	341077	48.99	ppb	98
12) acetone	7.36	58	107780	183.94	ppb	99
13) iodomethane	6.86	142	655607	49.83	ppb	99
14) carbon disulfide	6.74	76	1316769	49.82	ppb	99
15) allyl chloride	7.21	76	193775	49.24	ppb	100
16) acetonitrile	7.94	41	380633	486.37	ppb	97
17) methylene chloride	7.33	84	407139	46.80	ppb	97
18) tert-butanol	7.62	59	205832	234.63	ppb	96
19) methyl-t-butyl-ether	7.62	73	1699071	97.81	ppb	99
20) trans-1,2-dichloroethene	7.53	96	395058	50.43	ppb	99
21) acrylonitrile	8.30	53	1232104	500.83	ppb	99
22) isopropyl ether	8.01	45	1345926	48.42	ppb	99
23) vinyl acetate	8.46	43	725111	48.85	ppb	100
24) 1,1-dichloroethane	8.26	63	703590	49.30	ppb	99
25) chloroprene	8.23	53	565437	51.21	ppb	98
26) 2-butanone	9.42	43	657834	182.19	ppb	99
27) ethyl tert-butyl ether	8.45	59	1096212	48.90	ppb	99
28) 2,2-dichloropropane	9.01	77	467233	49.94	ppb	99
29) cis-1,2-dichloroethene	8.86	96	426674	49.24	ppb	98
30) propionitrile	9.76	54	460578	487.20	ppb	97
31) methacrylonitrile	9.78	41	568256	48.24	ppb	99
32) bromochloromethane	9.09	128	213466	50.36	ppb	96
33) chloroform	9.12	83	699301	49.79	ppb	99
35) 1,1,1-trichloroethane	9.41	97	549338	50.07	ppb	96
36) carbon tetrachloride	9.34	117	489086	50.84	ppb	97
37) 1,1-dichloropropene	9.52	75	487718	50.59	ppb	98
38) isobutyl alcohol	9.78	43	675248	970.38	ppb	99
40) tert-amyl methyl ether	9.82	73	864446	47.64	ppb	98
41) benzene	9.78	78	1402715	49.24	ppb	99
42) 1,2-dichloroethane	9.95	62	457118	48.42	ppb	99
43) trichloroethene	10.32	95	383329	48.91	ppb	97

(#) = qualifier out of range (m) = manual integration

Quantitation Report (Not Reviewed)

Data File : C:\HPCHEM\1\DATA\080508\B52515.D
Acq On : 5 Aug 2008 20:51
Sample : VOC_50ppb_ISDEF
Misc : 5mls htd water
MS Integration Params: rteint.p
Quant Time: Aug 7 10:52 2008

Vial: 7
Operator: sdw-sop525r12
Inst : CSS Instr
Multiplr: 1.00
Quant Results File: 080508S.RES

Quant Method : C:\HPCHEM\1\METHODS\080508S.M (RTE Integrator)
Title : GC/MS Volatiles (S.O.P. 525)
Last Update : Thu Aug 07 10:51:29 2008
Response via : Initial Calibration
DataAcq Meth : 080508S

	Compound	R.T.	QIon	Response	Conc Unit	Qvalue
44)	1,2-dichloropropane	10.81	63	389785	48.85 ppb	100
45)	methyl methacrylate	10.90	69	204719	48.38 ppb	97
46)	1,4-dioxane	11.00	88	70147	989.32 ppb	97
47)	dibromomethane	10.72	93	255044	48.40 ppb	98
48)	bromodichloromethane	10.83	83	524986	49.24 ppb	99
49)	2-chloroethyl vinyl ether	11.27	63	188214	48.69 ppb	98
50)	2-pentanone	11.07	43	1100338	190.14 ppb	99
51)	cis-1,3-dichloropropene	11.38	75	584486	48.97 ppb	99
52)	4-methyl-2-pentanone	11.88	43	1396172	192.44 ppb	99
55)	toluene	11.61	91	1310063	49.93 ppb	98
56)	ethyl methacrylate	11.98	69	407729	50.80 ppb	99
57)	trans-1,3-dichloropropene	11.92	75	499849	48.76 ppb	97
58)	1,1,2-trichloroethane	12.07	83	259934	47.71 ppb	97
59)	tetrachloroethene	11.95	164	225862	50.39 ppb	98
60)	2-hexanone	12.55	43	999998	195.20 ppb	98
61)	1,3-dichloropropane	12.31	76	491778	48.20 ppb	99
62)	dibromochloromethane	12.24	129	365771	50.00 ppb	100
63)	1,2-dibromoethane	12.48	107	338440	48.20 ppb	99
64)	1-chlorohexane	12.79	91	474763	51.06 ppb	98
65)	chlorobenzene	12.87	112	883302	48.98 ppb	98
66)	ethylbenzene	12.85	91	1417170	49.22 ppb	98
67)	1,1,1,2-tetrachloroethane	12.90	131	307521	49.17 ppb	98
68)	m,p-xylene	12.95	106	1095240	99.08 ppb	98
69)	o-xylene	13.29	106	560786	49.97 ppb	97
70)	styrene	13.33	104	1000585	50.17 ppb	100
71)	bromoform	13.39	173	231105	48.87 ppb	97
72)	isopropylbenzene	13.52	105	1378148	50.02 ppb	100
75)	1,1,2,2-tetrachloroethane	13.87	83	400804	46.71 ppb	99
76)	n-propylbenzene	13.83	91	1771261	47.21 ppb	99
77)	trans-1,4-dichloro-2-buten	14.00	53	94900	47.81 ppb	98
78)	1,2,3-trichloropropane	14.00	110	110679	46.55 ppb	90
79)	bromobenzene	13.88	156	327357	46.05 ppb	95
80)	1,3,5-trimethylbenzene	13.95	105	1167024	47.38 ppb	99
81)	2-chlorotoluene	13.99	126	334149	46.73 ppb	96
82)	4-chlorotoluene	14.11	126	331445	46.96 ppb	100
83)	tert-butylbenzene	14.22	134	199412	46.21 ppb	99
84)	1,2,4-trimethylbenzene	14.26	105	1118523	46.49 ppb	100
85)	sec-butylbenzene	14.36	105	1526469	46.11 ppb	99
86)	p-isopropyltoluene	14.44	119	1195040	46.29 ppb	99
87)	1,3-dichlorobenzene	14.58	146	577848	46.78 ppb	99
88)	1,4-dichlorobenzene	14.64	146	572287	46.26 ppb	98
89)	n-butylbenzene	14.78	91	1181438	46.98 ppb	100
90)	1,2-dichlorobenzene	15.01	146	541800	47.13 ppb	98
91)	hexachloroethane	15.00	201	169243	48.33 ppb	94
92)	1,2-dibromo-3-chloropropan	15.69	157	61669	45.77 ppb	95
93)	1,2,4-trichlorobenzene	16.34	180	324114	45.83 ppb	97
94)	hexachlorobutadiene	16.25	225	187566	44.63 ppb	97
95)	naphthalene	16.70	128	775927	44.96 ppb	100
96)	1,2,3-trichlorobenzene	16.92	180	283093	44.80 ppb	99

(#) = qualifier out of range (m) = manual integration

Quantitation Report

Data File : C:\HPCHEM\1\DATA\080508\B52515.D Vial: 7
Acq On : 5 Aug 2008 20:51 Operator: sdw-sop525r12
Sample : VOC_50ppb_ISDEF Inst : CSS Instr
Misc : 5mls htd water Multiplr: 1.00
MS Integration Params: rteint.p
Quant Time: Aug 7 10:52 2008 Quant Results File: 080508S.RES

Method : C:\HPCHEM\1\METHODS\080508S.M (RTE Integrator)
Title : GC/MS Volatiles (S.O.P. 525)
Last Update : Thu Aug 07 10:51:29 2008
Response via : Initial Calibration

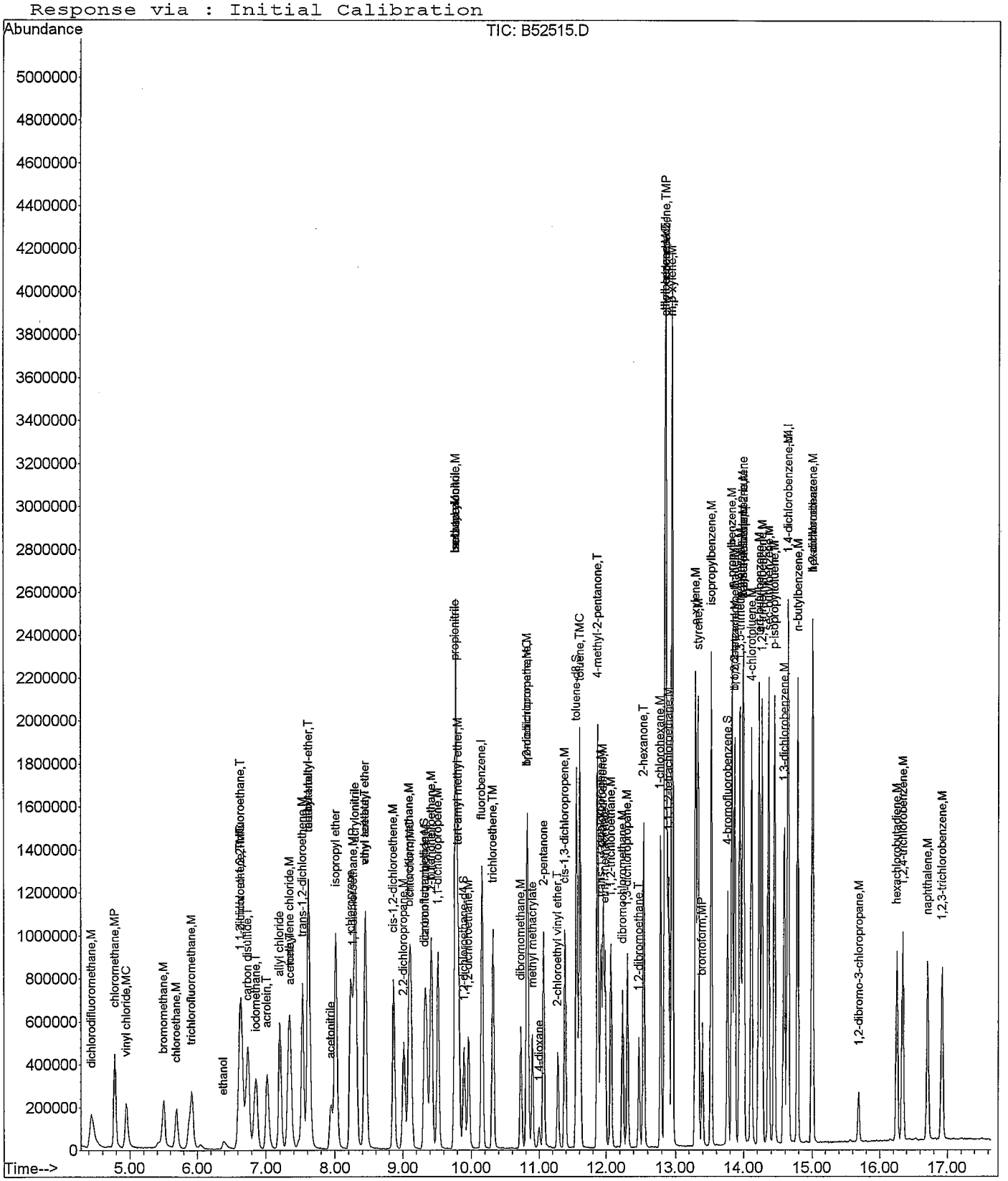

Quantitation Report (Not Reviewed)

Data File : C:\HPCHEM\1\DATA\080508\B52517.D
Acq On : 5 Aug 2008 21:37
Sample : VOC_75ppb_CSTD
Misc : 5mls htd water
MS Integration Params: rteint.p
Quant Time: Aug 7 10:52 2008

Vial: 9
Operator: sdw-sop525r12
Inst : CSS Instr
Multiplr: 1.00

Quant Results File: 080508S.RES

Quant Method : C:\HPCHEM\1\METHODS\080508S.M (RTE Integrator)
Title : GC/MS Volatiles (S.O.P. 525)
Last Update : Thu Aug 07 10:51:29 2008
Response via : Initial Calibration
DataAcq Meth : 080508S

Internal Standards	R.T.	QIon	Response	Conc Units	Dev(Min)
1) fluorobenzene	10.15	96	1242995	50.00 ppb	0.00
53) chlorobenzene-d5	12.85	117	886338	50.00 ppb	0.00
74) 1,4-dichlorobenzene-d4	14.63	152	384184	50.00 ppb	0.00
System Monitoring Compounds					
34) dibromofluoromethane	9.31	113	395800	50.36 ppb	0.00
Spiked Amount 50.000	Range 79 - 120		Recovery = 100.72%		
39) 1,2-dichloroethane-d4	9.89	65	322030	48.65 ppb	0.00
Spiked Amount 50.000	Range 62 - 139		Recovery = 97.30%		
54) toluene-d8	11.56	100	727514	51.39 ppb	0.00
Spiked Amount 50.000	Range 83 - 120		Recovery = 102.78%		
73) 4-bromofluorobenzene	13.77	174	263085	51.00 ppb	0.00
Spiked Amount 50.000	Range 74 - 123		Recovery = 102.00%		

Target Compounds					Qvalue
2) dichlorodifluoromethane	4.43	85	761270	75.76 ppb	98
3) chloromethane	4.78	50	945121	71.34 ppb	98
4) vinyl chloride	4.95	62	548882	73.68 ppb	100
5) bromomethane	5.49	96	294770	76.41 ppb	96
6) chloroethane	5.68	64	381121	71.25 ppb	95
7) trichlorofluoromethane	5.91	101	781291	75.49 ppb	98
8) ethanol	6.40	45	155309	1477.39 ppb	96
9) acrolein	7.02	56	786983	790.61 ppb	100
10) 1,1,2-trichloro-1,2,2-trif	6.65	101	539580	73.81 ppb	99
11) 1,1-dichloroethene	6.63	96	500612	73.18 ppb	98
12) acetone	7.35	58	165029	286.60 ppb	91
13) iodomethane	6.86	142	972939	75.25 ppb	99
14) carbon disulfide	6.74	76	1965626	75.69 ppb	99
15) allyl chloride	7.20	76	289892	74.97 ppb	98
16) acetonitrile	7.94	41	572768	744.78 ppb	98
17) methylene chloride	7.33	84	607033	71.01 ppb	98
18) tert-butanol	7.62	59	318714	369.72 ppb	96
19) methyl-t-butyl-ether	7.62	73	2506235	146.82 ppb	100
20) trans-1,2-dichloroethene	7.53	96	572009	74.30 ppb	97
21) acrylonitrile	8.30	53	1855366	781.29 ppb	99
22) isopropyl ether	8.01	45	1968956	72.08 ppb	99
23) vinyl acetate	8.45	43	1072698	73.55 ppb	99
24) 1,1-dichloroethane	8.26	63	1031779	73.57 ppb	98
25) chloroprene	8.23	53	821522	75.71 ppb	99
26) 2-butanone	9.42	43	1029336	290.11 ppb	99
27) ethyl tert-butyl ether	8.44	59	1594681	72.39 ppb	99
28) 2,2-dichloropropane	9.02	77	671233	73.01 ppb	99
29) cis-1,2-dichloroethene	8.86	96	624545	73.34 ppb	97
30) propionitrile	9.76	54	668603	719.72 ppb	99
31) methacrylonitrile	9.78	41	819376	70.79 ppb	98
32) bromochloromethane	9.09	128	312207	74.95 ppb	98
33) chloroform	9.12	83	999867	72.44 ppb	100
35) 1,1,1-trichloroethane	9.41	97	782060	72.54 ppb	98
36) carbon tetrachloride	9.34	117	700960	74.15 ppb	99
37) 1,1-dichloropropene	9.52	75	687004	72.51 ppb	100
38) isobutyl alcohol	9.78	43	977484	1429.47 ppb	98
40) tert-amyl methyl ether	9.81	73	1275125	71.51 ppb	99
41) benzene	9.78	78	2025981	72.37 ppb	99
42) 1,2-dichloroethane	9.95	62	669274	72.15 ppb	99
43) trichloroethene	10.32	95	555355	72.11 ppb	98

(#) = qualifier out of range (m) = manual integration

Quantitation Report (Not Reviewed)

Data File : C:\HPCHEM\1\DATA\080508\B52517.D Vial: 9
Acq On : 5 Aug 2008 21:37 Operator: sdw-sop525r12
Sample : VOC_75ppb_CSTD Inst : CSS Instr
Misc : 5mls htd water Multiplr: 1.00
MS Integration Params: rteint.p
Quant Time: Aug 7 10:52 2008 Quant Results File: 080508S.RES

Quant Method : C:\HPCHEM\1\METHODS\080508S.M (RTE Integrator)
Title : GC/MS Volatiles (S.O.P. 525)
Last Update : Thu Aug 07 10:51:29 2008
Response via : Initial Calibration
DataAcq Meth : 080508S

	Compound	R.T.	QIon	Response	Conc Unit	Qvalue
44)	1,2-dichloropropane	10.81	63	568518	72.50 ppb	99
45)	methyl methacrylate	10.90	69	304349	73.20 ppb	100
46)	1,4-dioxane	11.00	88	104911	1505.69 ppb	96
47)	dibromomethane	10.72	93	379427	73.27 ppb	98
48)	bromodichloromethane	10.83	83	759535	72.49 ppb	99
49)	2-chloroethyl vinyl ether	11.27	63	288538	75.96 ppb	99
50)	2-pentanone	11.07	43	1650744	290.28 ppb	100
51)	cis-1,3-dichloropropene	11.38	75	858834	73.22 ppb	99
52)	4-methyl-2-pentanone	11.87	43	2093959	293.71 ppb	100
55)	toluene	11.61	91	1897114	74.77 ppb	100
56)	ethyl methacrylate	11.98	69	583429	75.16 ppb	99
57)	trans-1,3-dichloropropene	11.92	75	743436	74.99 ppb	99
58)	1,1,2-trichloroethane	12.07	83	382088	72.52 ppb	95
59)	tetrachloroethene	11.95	164	324640	74.89 ppb	98
60)	2-hexanone	12.54	43	1515152	305.83 ppb	99
61)	1,3-dichloropropane	12.31	76	721623	73.14 ppb	99
62)	dibromochloromethane	12.24	129	538625	76.13 ppb	99
63)	1,2-dibromoethane	12.48	107	502882	74.05 ppb	99
64)	1-chlorohexane	12.79	91	664177	73.86 ppb	97
65)	chlorobenzene	12.87	112	1272289	72.96 ppb	99
66)	ethylbenzene	12.85	91	2027597	72.82 ppb	99
67)	1,1,1,2-tetrachloroethane	12.90	131	432757	71.55 ppb	98
68)	m,p-xylene	12.95	106	1547553	144.76 ppb	99
69)	o-xylene	13.29	106	806359	74.30 ppb	99
70)	styrene	13.33	104	1464330	75.92 ppb	99
71)	bromoform	13.39	173	347906	76.07 ppb	98
72)	isopropylbenzene	13.52	105	1981483	74.36 ppb	98
75)	1,1,2,2-tetrachloroethane	13.86	83	594759	72.33 ppb	99
76)	n-propylbenzene	13.83	91	2548410	70.88 ppb	100
77)	trans-1,4-dichloro-2-buten	14.00	53	138164	72.64 ppb	93
78)	1,2,3-trichloropropane	14.00	110	164005	71.98 ppb	88
79)	bromobenzene	13.87	156	479203	70.35 ppb	100
80)	1,3,5-trimethylbenzene	13.95	105	1668068	70.68 ppb	99
81)	2-chlorotoluene	13.99	126	485639	70.88 ppb	95
82)	4-chlorotoluene	14.11	126	477880	70.66 ppb	99
83)	tert-butylbenzene	14.22	134	292740	70.79 ppb	94
84)	1,2,4-trimethylbenzene	14.26	105	1624131	70.44 ppb	100
85)	sec-butylbenzene	14.36	105	2225668	70.16 ppb	100
86)	p-isopropyltoluene	14.45	119	1745710	70.58 ppb	96
87)	1,3-dichlorobenzene	14.58	146	839548	70.93 ppb	98
88)	1,4-dichlorobenzene	14.64	146	825753	69.66 ppb	98
89)	n-butylbenzene	14.78	91	1680233	69.72 ppb	98
90)	1,2-dichlorobenzene	15.01	146	796818	72.34 ppb	98
91)	hexachloroethane	15.00	201	243728	72.63 ppb	94
92)	1,2-dibromo-3-chloropropan	15.69	157	96852	75.01 ppb	93
93)	1,2,4-trichlorobenzene	16.34	180	482212	71.16 ppb	97
94)	hexachlorobutadiene	16.26	225	270741	67.23 ppb	98
95)	naphthalene	16.71	128	1214334	73.44 ppb	100
96)	1,2,3-trichlorobenzene	16.92	180	428943	70.85 ppb	99

(#) = qualifier out of range (m) = manual integration

Quantitation Report

Data File : C:\HPCHEM\1\DATA\080508\B52517.D Vial: 9
Acq On : 5 Aug 2008 21:37 Operator: sdw-sop525r12
Sample : VOC_75ppb_CSTD Inst : CSS Instr
Misc : 5mls htd water Multiplr: 1.00
MS Integration Params: rteint.p
Quant Time: Aug 7 10:52 2008 Quant Results File: 080508S.RES

Method : C:\HPCHEM\1\METHODS\080508S.M (RTE Integrator)
Title : GC/MS Volatiles (S.O.P. 525)
Last Update : Thu Aug 07 10:51:29 2008
Response via : Initial Calibration

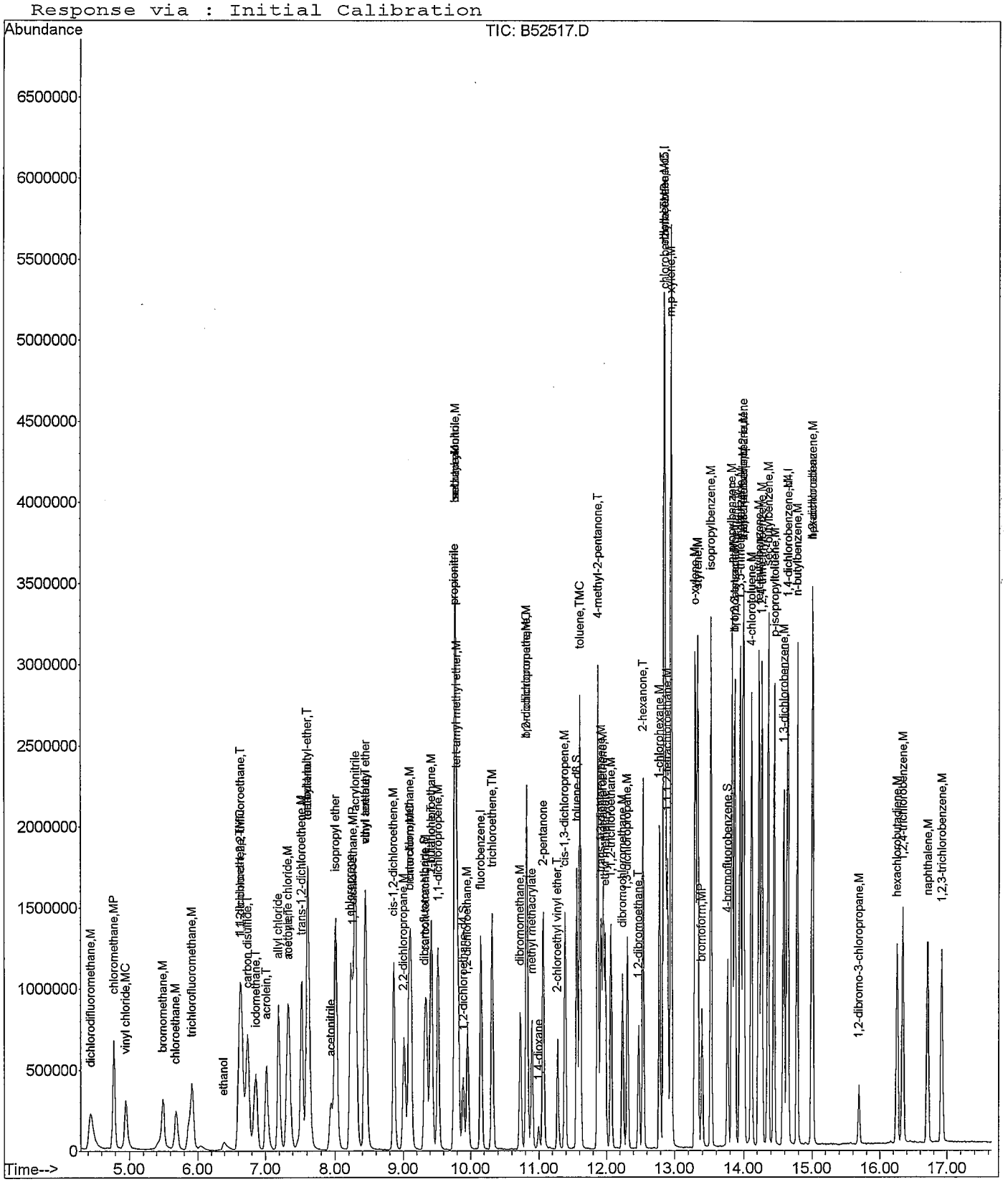

Quantitation Report (Not Reviewed)

Data File : C:\HPCHEM\1\DATA\080508\B52519.D Vial: 11
Acq On : 5 Aug 2008 22:23 Operator: sdw-sop525r12
Sample : VOC_100ppb_CSTD Inst : CSS Instr
Misc : 5mls htd water Multiplr: 1.00
MS Integration Params: rteint.p
Quant Time: Aug 7 10:52 2008 Quant Results File: 080508S.RES

Quant Method : C:\HPCHEM\1\METHODS\080508S.M (RTE Integrator)
Title : GC/MS Volatiles (S.O.P. 525)
Last Update : Thu Aug 07 10:51:29 2008
Response via : Initial Calibration
DataAcq Meth : 080508S

Internal Standards	R.T.	QIon	Response	Conc	Units	Dev(Min)
1) fluorobenzene	10.15	96	1295858	50.00	ppb	0.00
53) chlorobenzene-d5	12.85	117	943561	50.00	ppb	0.00
74) 1,4-dichlorobenzene-d4	14.63	152	406672	50.00	ppb	0.00
System Monitoring Compounds						
34) dibromofluoromethane	9.31	113	423395	51.67	ppb	0.00
Spiked Amount 50.000	Range 79 - 120		Recovery = 103.34%			
39) 1,2-dichloroethane-d4	9.89	65	350033	50.72	ppb	-0.01
Spiked Amount 50.000	Range 62 - 139		Recovery = 101.44%			
54) toluene-d8	11.56	100	797658	52.92	ppb	0.00
Spiked Amount 50.000	Range 83 - 120		Recovery = 105.84%			
73) 4-bromofluorobenzene	13.77	174	294975	53.72	ppb	0.00
Spiked Amount 50.000	Range 74 - 123		Recovery = 107.44%			
Target Compounds						Qvalue
2) dichlorodifluoromethane	4.44	85	986783	94.20	ppb	97
3) chloromethane	4.78	50	1252817	90.71	ppb	97
4) vinyl chloride	4.95	62	755948	97.33	ppb	99
5) bromomethane	5.48	96	355231	104.26	ppb	97
6) chloroethane	5.68	64	492280	88.27	ppb	95
7) trichlorofluoromethane	5.91	101	1082567	100.33	ppb	98
8) ethanol	6.40	45	207080	1889.51	ppb	98
9) acrolein	7.02	56	1048521	1018.24	ppb	100
10) 1,1,2-trichloro-1,2,2-trif	6.65	101	753829	98.91	ppb	99
11) 1,1-dichloroethene	6.63	96	701664	98.38	ppb	98
12) acetone	7.35	58	227778	379.44	ppb	89
13) iodomethane	6.86	142	1349857	100.14	ppb	99
14) carbon disulfide	6.74	76	2743083	101.31	ppb	99
15) allyl chloride	7.20	76	401492	99.59	ppb	99
16) acetonitrile	7.94	41	782243	975.67	ppb	99
17) methylene chloride	7.33	84	834488	93.63	ppb	99
18) tert-butanol	7.62	59	436778	486.00	ppb	98
19) methyl-t-butyl-ether	7.61	73	3514092	197.47	ppb	100
20) trans-1,2-dichloroethene	7.52	96	794499	98.99	ppb	96
21) acrylonitrile	8.30	53	2547772	1037.33	ppb	98
22) isopropyl ether	8.01	45	2823795	99.16	ppb	99
23) vinyl acetate	8.45	43	1487504	97.83	ppb	99
24) 1,1-dichloroethane	8.26	63	1446817	98.95	ppb	99
25) chloroprene	8.22	53	1108784	98.01	ppb	98
26) 2-butanone	9.42	43	1365860	369.25	ppb	99
27) ethyl tert-butyl ether	8.44	59	2254693	98.17	ppb	100
28) 2,2-dichloropropane	9.01	77	914799	95.44	ppb	99
29) cis-1,2-dichloroethene	8.86	96	877705	98.87	ppb	96
30) propionitrile	9.76	54	922266	952.27	ppb	92
31) methacrylonitrile	9.78	41	1118984	92.73	ppb	96
32) bromochloromethane	9.09	128	442386	101.87	ppb	98
33) chloroform	9.12	83	1414605	98.30	ppb	99
35) 1,1,1-trichloroethane	9.41	97	1108767	98.65	ppb	97
36) carbon tetrachloride	9.34	117	982744	99.71	ppb	98
37) 1,1-dichloropropene	9.51	75	973433	98.56	ppb	98
38) isobutyl alcohol	9.78	43	1339855	1879.47	ppb	98
40) tert-amyl methyl ether	9.81	73	1785485	96.05	ppb	99
41) benzene	9.78	78	2855294	97.83	ppb	99
42) 1,2-dichloroethane	9.95	62	946630	97.88	ppb	99
43) trichloroethene	10.32	95	795057	99.02	ppb	99

(#) = qualifier out of range (m) = manual integration

Quantitation Report (Not Reviewed)

Data File : C:\HPCHEM\1\DATA\080508\B52519.D Vial: 11
Acq On : 5 Aug 2008 22:23 Operator: sdw-sop525r12
Sample : VOC_100ppb_CSTD Inst : CSS Instr
Misc : 5mls htd water Multiplr: 1.00
MS Integration Params: rteint.p
Quant Time: Aug 7 10:52 2008 Quant Results File: 080508S.RES

Quant Method : C:\HPCHEM\1\METHODS\080508S.M (RTE Integrator)
Title : GC/MS Volatiles (S.O.P. 525)
Last Update : Thu Aug 07 10:51:29 2008
Response via : Initial Calibration
DataAcq Meth : 080508S

	Compound	R.T.	QIon	Response	Conc Unit	Qvalue
44)	1,2-dichloropropane	10.81	63	800227	97.89 ppb	99
45)	methyl methacrylate	10.90	69	426616	98.42 ppb	98
46)	1,4-dioxane	10.99	88	145003	1996.20 ppb	99
47)	dibromomethane	10.72	93	521006	96.51 ppb	99
48)	bromodichloromethane	10.83	83	1079694	98.84 ppb	99
49)	2-chloroethyl vinyl ether	11.27	63	410117	103.56 ppb	98
50)	2-pentanone	11.07	43	2322704	391.77 ppb	99
51)	cis-1,3-dichloropropene	11.38	75	1187055	97.07 ppb	99
52)	4-methyl-2-pentanone	11.88	43	2820117	379.42 ppb	99
55)	toluene	11.61	91	2680164	99.22 ppb	100
56)	ethyl methacrylate	11.98	69	824998	99.83 ppb	99
57)	trans-1,3-dichloropropene	11.91	75	1034003	97.98 ppb	96
58)	1,1,2-trichloroethane	12.07	83	533027	95.03 ppb	97
59)	tetrachloroethene	11.95	164	456432	98.91 ppb	98
60)	2-hexanone	12.55	43	2025277	384.01 ppb	99
61)	1,3-dichloropropane	12.31	76	1019372	97.05 ppb	98
62)	dibromochloromethane	12.24	129	756672	100.47 ppb	99
63)	1,2-dibromoethane	12.48	107	710725	98.31 ppb	99
64)	1-chlorohexane	12.78	91	967363	101.05 ppb	93
65)	chlorobenzene	12.87	112	1781653	95.97 ppb	99
66)	ethylbenzene	12.85	91	2824629	95.29 ppb	99
67)	1,1,1,2-tetrachloroethane	12.90	131	622152	96.62 ppb	99
68)	m,p-xylene	12.95	106	2202380	193.52 ppb	100
69)	o-xylene	13.29	106	1118362	96.80 ppb	99
70)	styrene	13.33	104	2037681	99.24 ppb	99
71)	bromoform	13.39	173	484556	99.52 ppb	98
72)	isopropylbenzene	13.52	105	2795027	98.53 ppb	99
75)	1,1,2,2-tetrachloroethane	13.87	83	792212	91.02 ppb	99
76)	n-propylbenzene	13.83	91	3587097	94.26 ppb	99
77)	trans-1,4-dichloro-2-buten	14.00	53	186698	92.73 ppb	96
78)	1,2,3-trichloropropane	14.00	110	224274	92.99 ppb	97
79)	bromobenzene	13.88	156	668018	92.65 ppb	94
80)	1,3,5-trimethylbenzene	13.95	105	2316754	92.74 ppb	100
81)	2-chlorotoluene	13.99	126	674920	93.06 ppb	97
82)	4-chlorotoluene	14.11	126	668599	93.39 ppb	98
83)	tert-butylbenzene	14.22	134	406216	92.80 ppb	97
84)	1,2,4-trimethylbenzene	14.26	105	2294602	94.02 ppb	100
85)	sec-butylbenzene	14.36	105	3146616	93.70 ppb	100
86)	p-isopropyltoluene	14.44	119	2430747	92.84 ppb	100
87)	1,3-dichlorobenzene	14.58	146	1176436	93.90 ppb	99
88)	1,4-dichlorobenzene	14.64	146	1165097	92.85 ppb	99
89)	n-butylbenzene	14.78	91	2382584	93.40 ppb	99
90)	1,2-dichlorobenzene	15.01	146	1089494	93.44 ppb	99
91)	hexachloroethane	15.00	201	343591	96.73 ppb	96
92)	1,2-dibromo-3-chloropropan	15.69	157	131654	96.32 ppb	98
93)	1,2,4-trichlorobenzene	16.34	180	675573	94.18 ppb	99
94)	hexachlorobutadiene	16.25	225	393276	92.26 ppb	97
95)	naphthalene	16.70	128	1679669	95.96 ppb	100
96)	1,2,3-trichlorobenzene	16.92	180	613809	95.77 ppb	99

(#) = qualifier out of range (m) = manual integration

Quantitation Report

Data File : C:\HPCHEM\1\DATA\080508\B52519.D Vial: 11
Acq On : 5 Aug 2008 22:23 Operator: sdw-sop525r12
Sample : VOC_100ppb_CSTD Inst : CSS Instr
Misc : 5mls htd water Multiplr: 1.00
MS Integration Params: rteint.p
Quant Time: Aug 7 10:52 2008 Quant Results File: 080508S.RES

Method : C:\HPCHEM\1\METHODS\080508S.M (RTE Integrator)
Title : GC/MS Volatiles (S.O.P. 525)
Last Update : Thu Aug 07 10:51:29 2008
Response via : Initial Calibration

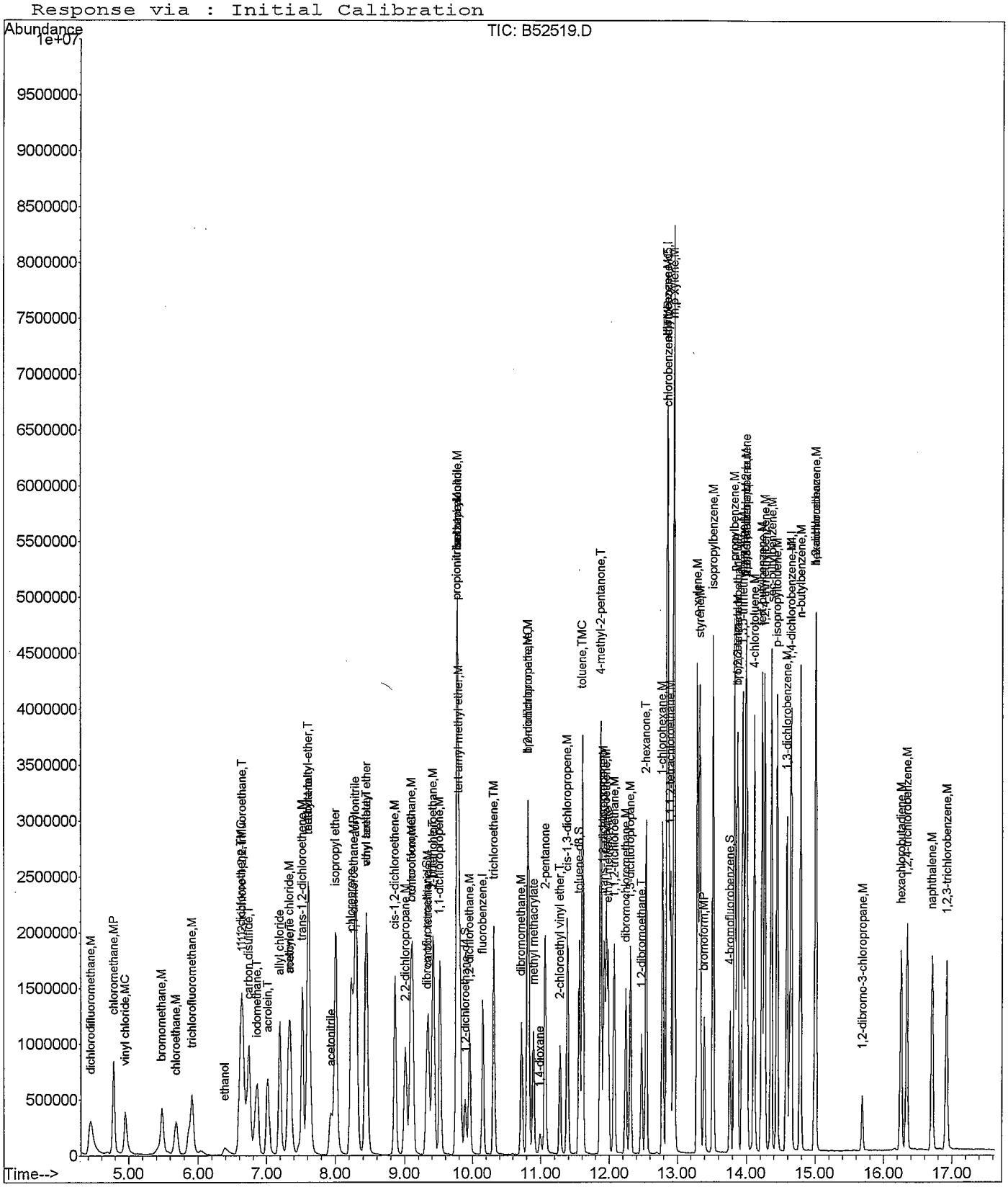

Quantitation Report (Not Reviewed)

Data File : C:\HPCHEM\1\DATA\080508\B52521.D Vial: 13
Acq On : 5 Aug 2008 23:08 Operator: sdw-sop525r12
Sample : VOC_150ppb_CSTD Inst : CSS Instr
Misc : 5mls htd water Multiplr: 1.00
MS Integration Params: rteint.p
Quant Time: Aug 7 10:52 2008 Quant Results File: 080508S.RES

Quant Method : C:\HPCHEM\1\METHODS\080508S.M (RTE Integrator)
Title : GC/MS Volatiles (S.O.P. 525)
Last Update : Thu Aug 07 10:51:29 2008
Response via : Initial Calibration
DataAcq Meth : 080508S

Internal Standards	R.T.	QIon	Response	Conc Units	Dev(Min)
1) fluorobenzene	10.15	96	1386368	50.00 ppb	0.00
53) chlorobenzene-d5	12.85	117	971175	50.00 ppb	0.00
74) 1,4-dichlorobenzene-d4	14.63	152	402859	50.00 ppb	0.00
System Monitoring Compounds					
34) dibromofluoromethane	9.31	113	437906	49.95 ppb	0.00
Spiked Amount 50.000	Range 79 - 120		Recovery = 99.90%		
39) 1,2-dichloroethane-d4	9.90	65	358987	48.62 ppb	0.00
Spiked Amount 50.000	Range 62 - 139		Recovery = 97.24%		
54) toluene-d8	11.56	100	832321	53.65 ppb	0.00
Spiked Amount 50.000	Range 83 - 120		Recovery = 107.30%		
73) 4-bromofluorobenzene	13.77	174	301388	53.32 ppb	0.00
Spiked Amount 50.000	Range 74 - 123		Recovery = 106.64%		
Target Compounds					Qvalue
2) dichlorodifluoromethane	4.44	85	1412432	126.03 ppb	100
3) chloromethane	4.78	50	1785868	120.87 ppb	100
4) vinyl chloride	4.96	62	1077653	129.70 ppb	100
5) bromomethane	5.48	96	383125	107.00 ppb	100
6) chloroethane	5.68	64	579887	97.19 ppb	100
7) trichlorofluoromethane	5.91	101	1506546	130.51 ppb	100
8) ethanol	6.40	45	299404	2553.57 ppb	100
9) acrolein	7.02	56	1602739	1466.97 ppb	100
10) 1,1,2-trichloro-1,2,2-trif	6.65	101	1067632	130.94 ppb	100
11) 1,1-dichloroethene	6.63	96	1006170	131.86 ppb	100
12) acetone	7.35	58	346450	539.45 ppb	100
13) iodomethane	6.86	142	2013739	139.63 ppb	100
14) carbon disulfide	6.74	76	4008600	138.39 ppb	100
15) allyl chloride	7.20	76	578835	134.21 ppb	100
16) acetonitrile	7.94	41	1133342	1321.30 ppb	100
17) methylene chloride	7.33	84	1246522	130.73 ppb	100
18) tert-butanol	7.62	59	655900	682.17 ppb	100
19) methyl-t-butyl-ether	7.62	73	5391774	283.20 ppb	100
20) trans-1,2-dichloroethene	7.53	96	1174294	136.76 ppb	100
21) acrylonitrile	8.30	53	3808871	1459.87 ppb	100
22) isopropyl ether	8.01	45	4303288	141.25 ppb	100
23) vinyl acetate	8.45	43	2261211	139.00 ppb	100
24) 1,1-dichloroethane	8.26	63	2201648	140.74 ppb	100
25) chloroprene	8.23	53	1769519	146.21 ppb	100
26) 2-butanone	9.42	43	2077878	525.06 ppb	100
27) ethyl tert-butyl ether	8.44	59	3482528	141.73 ppb	100
28) 2,2-dichloropropane	9.01	77	1336254	130.31 ppb	100
29) cis-1,2-dichloroethene	8.86	96	1329254	139.96 ppb	100
30) propionitrile	9.76	54	1380044	1331.91 ppb	100
31) methacrylonitrile	9.78	41	1677421	129.93 ppb	100
32) bromochloromethane	9.09	128	673380	144.93 ppb	100
33) chloroform	9.12	83	2153141	139.86 ppb	100
35) 1,1,1-trichloroethane	9.41	97	1664017	138.39 ppb	100
36) carbon tetrachloride	9.34	117	1473845	139.78 ppb	100
37) 1,1-dichloropropene	9.52	75	1469733	139.09 ppb	100
38) isobutyl alcohol	9.78	43	2021124	2650.02 ppb	100
40) tert-amyl methyl ether	9.82	73	2765045	139.03 ppb	100
41) benzene	9.78	78	4309950	138.03 ppb	100
42) 1,2-dichloroethane	9.95	62	1441798	139.35 ppb	100
43) trichloroethene	10.32	95	1201322	139.85 ppb	100

(#) = qualifier out of range (m) = manual integration

Quantitation Report (Not Reviewed)

Data File : C:\HPCHEM\1\DATA\080508\B52521.D Vial: 13
Acq On : 5 Aug 2008 23:08 Operator: sdw-sop525r12
Sample : VOC_150ppb_CSTD Inst : CSS Instr
Misc : 5mls htd water Multiplr: 1.00
MS Integration Params: rteint.p
Quant Time: Aug 7 10:52 2008 Quant Results File: 080508S.RES

Quant Method : C:\HPCHEM\1\METHODS\080508S.M (RTE Integrator)
Title : GC/MS Volatiles (S.O.P. 525)
Last Update : Thu Aug 07 10:51:29 2008
Response via : Initial Calibration
DataAcq Meth : 080508S

	Compound	R.T.	QIon	Response	Conc Unit	Qvalue
44)	1,2-dichloropropane	10.81	63	1225088	140.07 ppb	100
45)	methyl methacrylate	10.90	69	660333	142.39 ppb	100
46)	1,4-dioxane	11.00	88	213823	2751.45 ppb	100
47)	dibromomethane	10.72	93	807211	139.76 ppb	100
48)	bromodichloromethane	10.83	83	1667491	142.69 ppb	100
49)	2-chloroethyl vinyl ether	11.27	63	635545	150.00 ppb	100
50)	2-pentanone	11.07	43	3569437	562.76 ppb	100
51)	cis-1,3-dichloropropene	11.38	75	1850104	141.41 ppb	100
52)	4-methyl-2-pentanone	11.88	43	4354396	547.60 ppb	100
55)	toluene	11.61	91	4108766	147.79 ppb	100
56)	ethyl methacrylate	11.98	69	1281753	150.70 ppb	100
57)	trans-1,3-dichloropropene	11.92	75	1601832	147.47 ppb	100
58)	1,1,2-trichloroethane	12.07	83	828707	143.55 ppb	100
59)	tetrachloroethene	11.95	164	698955	147.16 ppb	100
60)	2-hexanone	12.55	43	3102399	571.52 ppb	100
61)	1,3-dichloropropane	12.31	76	1565232	144.78 ppb	100
62)	dibromochloromethane	12.24	129	1175817	151.68 ppb	100
63)	1,2-dibromoethane	12.48	107	1096605	147.38 ppb	100
64)	1-chlorohexane	12.79	91	1468827	149.08 ppb	100
65)	chlorobenzene	12.87	112	2749514	143.90 ppb	100
66)	ethylbenzene	12.85	91	4342298	142.33 ppb	100
67)	1,1,1,2-tetrachloroethane	12.90	131	967628	146.00 ppb	100
68)	m,p-xylene	12.95	106	3296707	281.45 ppb	100
69)	o-xylene	13.29	106	1726893	145.22 ppb	100
70)	styrene	13.33	104	3088790	146.16 ppb	100
71)	bromoform	13.39	173	755538	150.76 ppb	100
72)	isopropylbenzene	13.52	105	4212539	144.28 ppb	100
75)	1,1,2,2-tetrachloroethane	13.87	83	1207408	140.03 ppb	100
76)	n-propylbenzene	13.83	91	5493579	145.72 ppb	100
77)	trans-1,4-dichloro-2-buten	14.00	53	282081	141.43 ppb	100
78)	1,2,3-trichloropropane	14.00	110	338890	141.84 ppb	100
79)	bromobenzene	13.88	156	1028799	144.04 ppb	100
80)	1,3,5-trimethylbenzene	13.95	105	3591846	145.14 ppb	100
81)	2-chlorotoluene	13.99	126	1030915	143.49 ppb	100
82)	4-chlorotoluene	14.11	126	1044005	147.20 ppb	100
83)	tert-butylbenzene	14.22	134	611514	141.03 ppb	100
84)	1,2,4-trimethylbenzene	14.26	105	3523748	145.75 ppb	100
85)	sec-butylbenzene	14.36	105	4766220	143.27 ppb	100
86)	p-isopropyltoluene	14.44	119	3760764	144.99 ppb	100
87)	1,3-dichlorobenzene	14.58	146	1795836	144.69 ppb	100
88)	1,4-dichlorobenzene	14.64	146	1745298	140.40 ppb	100
89)	n-butylbenzene	14.78	91	3670985	145.26 ppb	100
90)	1,2-dichlorobenzene	15.01	146	1649704	142.83 ppb	100
91)	hexachloroethane	15.00	201	537969	152.89 ppb	100
92)	1,2-dibromo-3-chloropropan	15.69	157	200504	148.09 ppb	100
93)	1,2,4-trichlorobenzene	16.34	180	1043177	146.81 ppb	100
94)	hexachlorobutadiene	16.25	225	612208	144.98 ppb	100
95)	naphthalene	16.70	128	2535766	146.24 ppb	100
96)	1,2,3-trichlorobenzene	16.92	180	922225	145.26 ppb	100

(#) = qualifier out of range (m) = manual integration

Quantitation Report

Data File : C:\HPCHEM\1\DATA\080508\B52521.D Vial: 13
Acq On : 5 Aug 2008 23:08 Operator: sdw-sop525r12
Sample : VOC_150ppb_CSTD Inst : CSS Instr
Misc : 5mls htd water Multiplr: 1.00
MS Integration Params: rteint.p
Quant Time: Aug 7 10:52 2008 Quant Results File: 080508S.RES

Method : C:\HPCHEM\1\METHODS\080508S.M (RTE Integrator)
Title : GC/MS Volatiles (S.O.P. 525)
Last Update : Thu Aug 07 10:51:29 2008
Response via : Initial Calibration

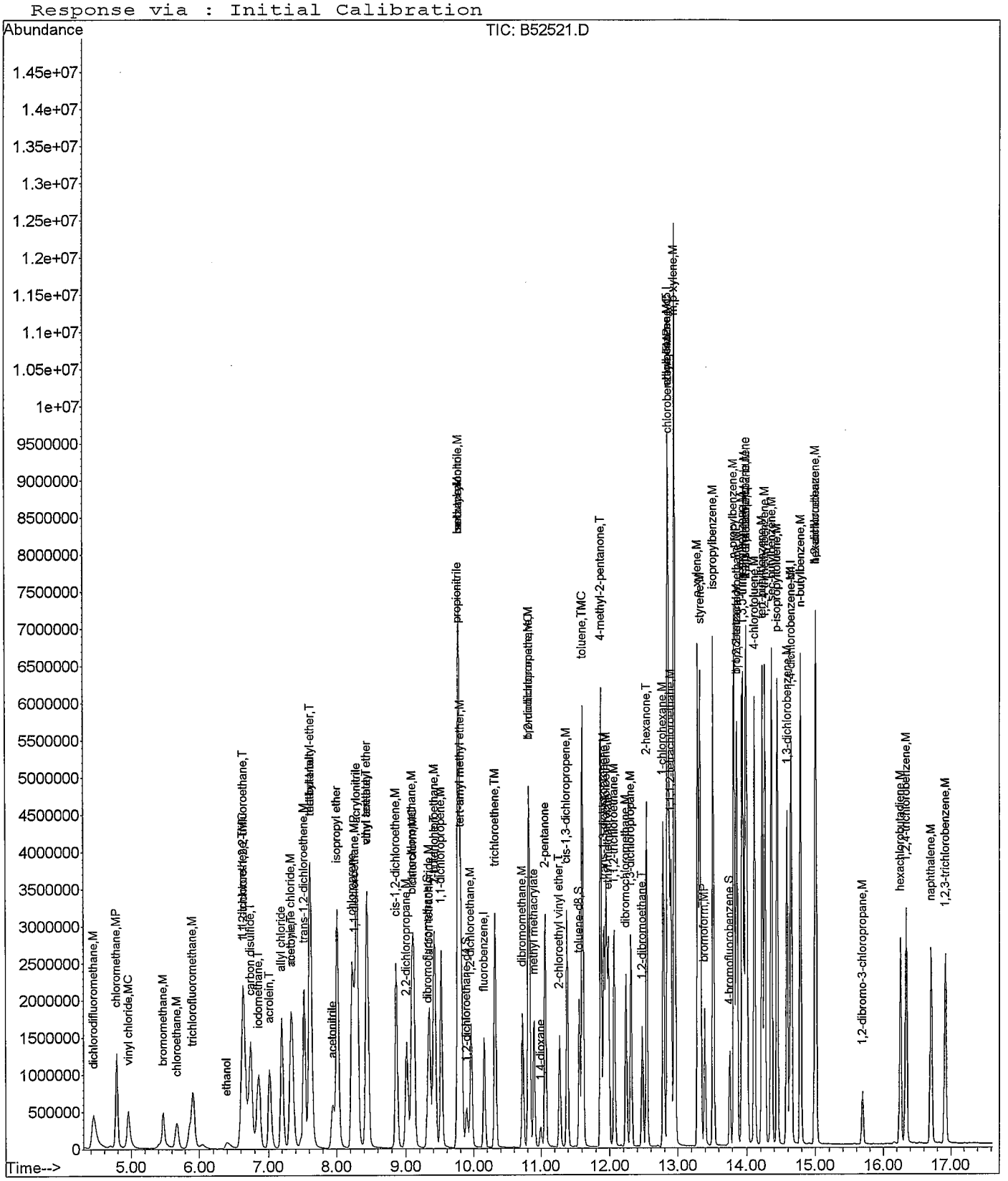

Quantitation Report (Not Reviewed)

Data File : C:\HPCHEM\1\DATA\080508\B52524.D
Acq On : 6 Aug 2008 00:15
Sample : VL080805-2ICS
Misc : 5mls htd water — LCS/ICV
MS Integration Params: rteint.p
Quant Time: Aug 7 11:20 2008

Vial: 16
Operator: sdw-sop525r12
Inst : CSS Instr
Multiplr: 1.00
Quant Results File: 080508S.RES

Quant Method : C:\HPCHEM\1\METHODS\080508S.M (RTE Integrator)
Title : GC/MS Volatiles (S.O.P. 525)
Last Update : Thu Aug 07 11:20:06 2008
Response via : Initial Calibration
DataAcq Meth : 080508S

Internal Standards	R.T.	QIon	Response	Conc	Units	Dev(Min)
1) fluorobenzene	10.16	96	1359691	50.00	ppb	0.00
53) chlorobenzene-d5	12.85	117	943733	50.00	ppb	0.00
74) 1,4-dichlorobenzene-d4	14.63	152	396586	50.00	ppb	0.00
System Monitoring Compounds						
34) dibromofluoromethane	9.31	113	423701	49.28	ppb	0.00
Spiked Amount 50.000	Range 79 - 120		Recovery = 98.56%			
39) 1,2-dichloroethane-d4	9.89	65	348475	48.12	ppb	0.00
Spiked Amount 50.000	Range 62 - 139		Recovery = 96.24%			
54) toluene-d8	11.56	100	797117	52.88	ppb	0.00
Spiked Amount 50.000	Range 83 - 120		Recovery = 105.76%			
73) 4-bromofluorobenzene	13.77	174	297764	54.22	ppb	0.00
Spiked Amount 50.000	Range 74 - 123		Recovery = 108.44%			

Target Compounds						Qvalue
2) dichlorodifluoromethane	4.44	85	461217	41.96	ppb	97
3) chloromethane	4.78	50	669633	46.21	ppb	100
4) vinyl chloride	4.95	62	383778	47.09	ppb	98
5) bromomethane	5.50	96	220208	44.31	ppb	92
6) chloroethane	5.69	64	289451	47.10	ppb	95
7) trichlorofluoromethane	5.91	101	539116	47.62	ppb	98
8) ethanol	6.39	45	117435	1021.24	ppb	94
9) acrolein	7.02	56	541828	487.12	ppb	100
10) 1,1,2-trichloro-1,2,2-trif	6.65	101	403692	50.48	ppb	99
11) 1,1-dichloroethene	6.63	96	379142	50.66	ppb	97
12) acetone	7.35	58	122051	193.77	ppb	96
13) iodomethane	6.86	142	691395	48.88	ppb	97
14) carbon disulfide	6.74	76	1336403	47.04	ppb	99
15) allyl chloride	7.20	76	222498	52.60	ppb	94
16) acetonitrile	7.94	41	434800	516.86	ppb	100
17) methylene chloride	7.33	84	458060	48.98	ppb	99
18) tert-butanol	7.62	59	238805	253.24	ppb	97
19) methyl-t-butyl-ether	7.62	73	1906950	102.13	ppb	100
20) trans-1,2-dichloroethene	7.53	96	435702	51.74	ppb	98
21) acrylonitrile	8.30	53	1348228	510.29	ppb	99
22) isopropyl ether	8.01	45	1519330	50.85	ppb	99
23) vinyl acetate	8.46	43	772882	48.44	ppb	98
24) 1,1-dichloroethane	8.26	63	791263	51.58	ppb	99
25) chloroprene	8.23	53	630512	53.12	ppb	98
26) 2-butanone	9.42	43	744995	191.95	ppb	99
27) ethyl tert-butyl ether	8.44	59	1237609	51.36	ppb	99
28) 2,2-dichloropropane	9.02	77	474603	47.19	ppb	98
29) cis-1,2-dichloroethene	8.86	96	480301	51.56	ppb	99
30) propionitrile	9.76	54	518179	509.92	ppb	93
31) methacrylonitrile	9.78	41	636011	50.23	ppb	97
32) bromochloromethane	9.09	128	229014	50.26	ppb	96
33) chloroform	9.12	83	722531	47.85	ppb	99
35) 1,1,1-trichloroethane	9.41	97	574954	48.75	ppb	99
36) carbon tetrachloride	9.34	117	506380	48.97	ppb	100
37) 1,1-dichloropropene	9.52	75	538092	51.92	ppb	99
38) isobutyl alcohol	9.79	43	744070	994.74	ppb	94
40) tert-amyl methyl ether	9.82	73	972943	49.88	ppb	99
41) benzene	9.78	78	1487530	48.57	ppb	98
42) 1,2-dichloroethane	9.96	62	515406	50.79	ppb	99
43) trichloroethene	10.32	95	425892	50.55	ppb	98

(#) = qualifier out of range (m) = manual integration

Quantitation Report (Not Reviewed)

Data File : C:\HPCHEM\1\DATA\080508\B52524.D Vial: 16
Acq On : 6 Aug 2008 00:15 Operator: sdw-sop525r12
Sample : VL080805-2ICS Inst : CSS Instr
Misc : 5mls htd water Multiplr: 1.00
MS Integration Params: rteint.p
Quant Time: Aug 7 11:20 2008 Quant Results File: 080508S.RES

Quant Method : C:\HPCHEM\1\METHODS\080508S.M (RTE Integrator)
Title : GC/MS Volatiles (S.O.P. 525)
Last Update : Thu Aug 07 11:20:06 2008
Response via : Initial Calibration
DataAcq Meth : 080508S

	Compound	R.T.	QIon	Response	Conc Unit	Qvalue
44)	1,2-dichloropropane	10.82	63	436278	50.86 ppb	99
45)	methyl methacrylate	10.90	69	244301	53.71 ppb	98
46)	1,4-dioxane	11.00	88	83361	1093.72 ppb	98
47)	dibromomethane	10.73	93	299417	52.86 ppb	92
48)	bromodichloromethane	10.83	83	563288	49.15 ppb	100
49)	2-chloroethyl vinyl ether	11.28	63	219900	52.20 ppb	99
50)	2-pentanone	11.07	43	1241689	199.61 ppb	100
51)	cis-1,3-dichloropropene	11.39	75	649747	50.64 ppb	96
52)	4-methyl-2-pentanone	11.87	43	1558935	199.89 ppb	99
55)	toluene	11.61	91	1466642	54.29 ppb	100
56)	ethyl methacrylate	11.98	69	470494	56.92 ppb	99
57)	trans-1,3-dichloropropene	11.92	75	550020	52.11 ppb	98
58)	1,1,2-trichloroethane	12.07	83	302660	53.95 ppb	98
59)	tetrachloroethene	11.95	164	241109	52.24 ppb	97
60)	2-hexanone	12.54	43	1123060	212.90 ppb	98
61)	1,3-dichloropropane	12.31	76	551709	52.52 ppb	99
62)	dibromochloromethane	12.24	129	463619	61.54 ppb	100
63)	1,2-dibromoethane	12.48	107	401589	55.54 ppb	99
64)	1-chlorohexane	12.79	91	521429	54.46 ppb	98
65)	chlorobenzene	12.87	112	972704	52.39 ppb	99
66)	ethylbenzene	12.85	91	1606531	54.19 ppb	99
67)	1,1,1,2-tetrachloroethane	12.90	131	344071	53.43 ppb	100
68)	m,p-xylene	12.96	106	1247144	109.57 ppb	93
69)	o-xylene	13.30	106	630965	54.60 ppb	92
70)	styrene	13.33	104	1046683	50.97 ppb	99
71)	bromoform	13.39	173	259178	53.22 ppb	99
72)	isopropylbenzene	13.52	105	1490274	52.53 ppb	100
75)	1,1,2,2-tetrachloroethane	13.86	83	474139	55.86 ppb	99
76)	n-propylbenzene	13.82	91	1959354	52.80 ppb	99
77)	trans-1,4-dichloro-2-buten	14.00	53	113645	57.88 ppb	93
78)	1,2,3-trichloropropane	14.00	110	126847	53.93 ppb	86
79)	bromobenzene	13.87	156	356531	50.71 ppb	98
80)	1,3,5-trimethylbenzene	13.95	105	1310587	53.80 ppb	99
81)	2-chlorotoluene	13.99	126	369031	52.18 ppb	98
82)	4-chlorotoluene	14.11	126	357018	51.13 ppb	97
83)	tert-butylbenzene	14.22	134	226024	52.95 ppb	95
84)	1,2,4-trimethylbenzene	14.26	105	1272065	53.45 ppb	99
85)	sec-butylbenzene	14.36	105	1728193	52.77 ppb	99
86)	p-isopropyltoluene	14.45	119	1338318	52.41 ppb	97
87)	1,3-dichlorobenzene	14.58	146	648237	53.06 ppb	98
88)	1,4-dichlorobenzene	14.64	146	616237	50.36 ppb	98
89)	n-butylbenzene	14.78	91	1307226	52.55 ppb	99
90)	1,2-dichlorobenzene	15.01	146	603056	53.04 ppb	98
91)	hexachloroethane	15.00	201	190640	55.04 ppb	98
92)	1,2-dibromo-3-chloropropan	15.69	157	68167	51.14 ppb	99
93)	1,2,4-trichlorobenzene	16.34	180	360978	51.60 ppb	97
94)	hexachlorobutadiene	16.26	225	216813	52.16 ppb	98
95)	naphthalene	16.71	128	846829	49.61 ppb	100
96)	1,2,3-trichlorobenzene	16.92	180	306925	49.11 ppb	98

(#) = qualifier out of range (m) = manual integration

Quantitation Report

Data File : C:\HPCHEM\1\DATA\080508\B52524.D Vial: 16
Acq On : 6 Aug 2008 00:15 Operator: sdw-sop525r12
Sample : VL080805-2ICS Inst : CSS Instr
Misc : 5mls htd water Multiplr: 1.00
MS Integration Params: rteint.p
Quant Time: Aug 7 11:20 2008 Quant Results File: 080508S.RES

Method : C:\HPCHEM\1\METHODS\080508S.M (RTE Integrator)
Title : GC/MS Volatiles (S.O.P. 525)
Last Update : Thu Aug 07 11:20:06 2008
Response via : Initial Calibration

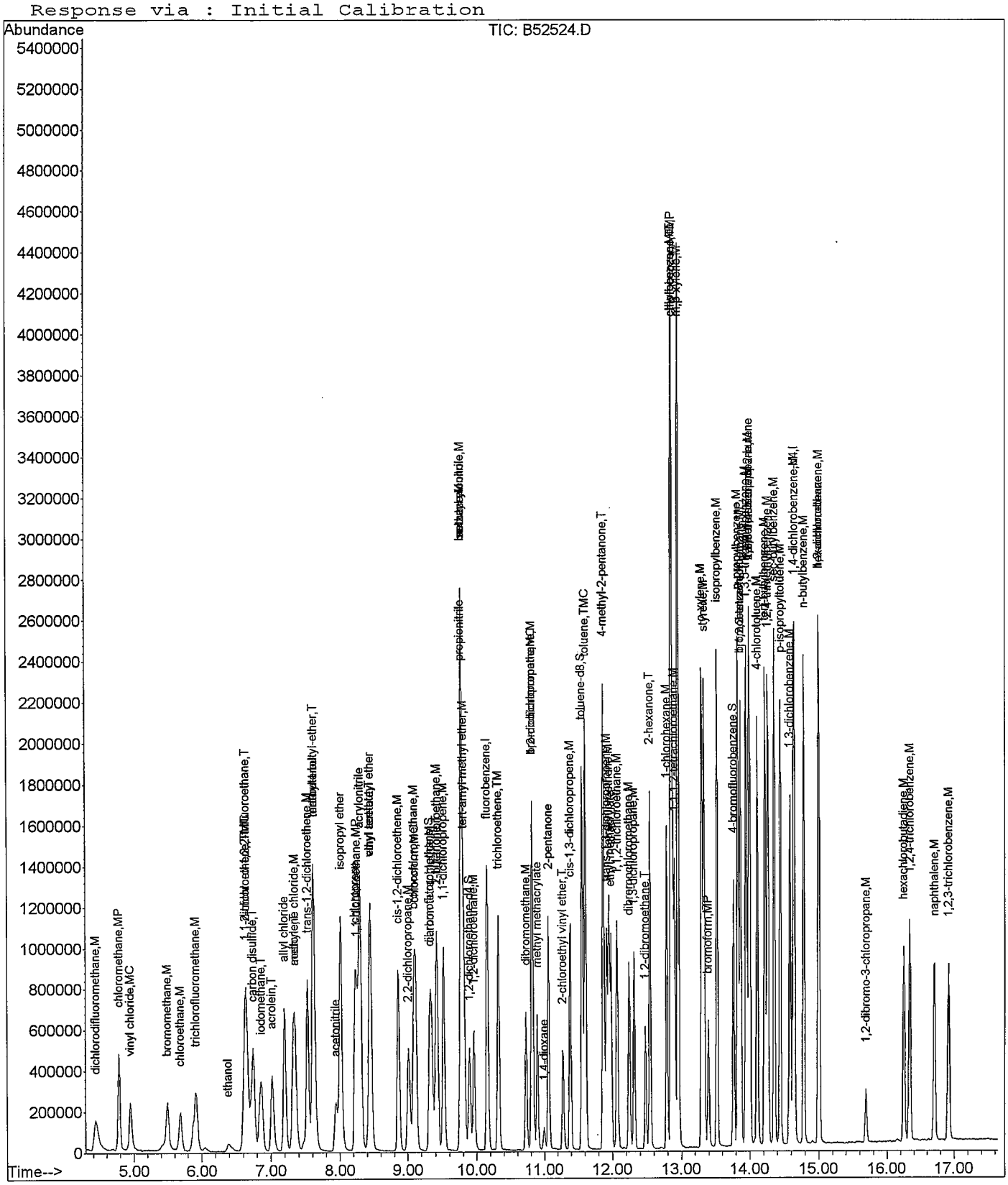

BFB

Data File : C:\HPCHEM\1\DATA\100608\B53570.D
Acq On : 6 Oct 2008 13:30
Sample : BFB TUNE 1
Misc : 1uL bfb/surrogate spike
MS Integration Params: rteint.p
Method : C:\HPCHEM\1\METHODS\080508S.M (RTE Integrator)
Title : GC/MS Volatiles (S.O.P. 525)

Vial: 100
Operator: sdw-sop525r12
Inst : CSS Instr
Multiplr: 1.00

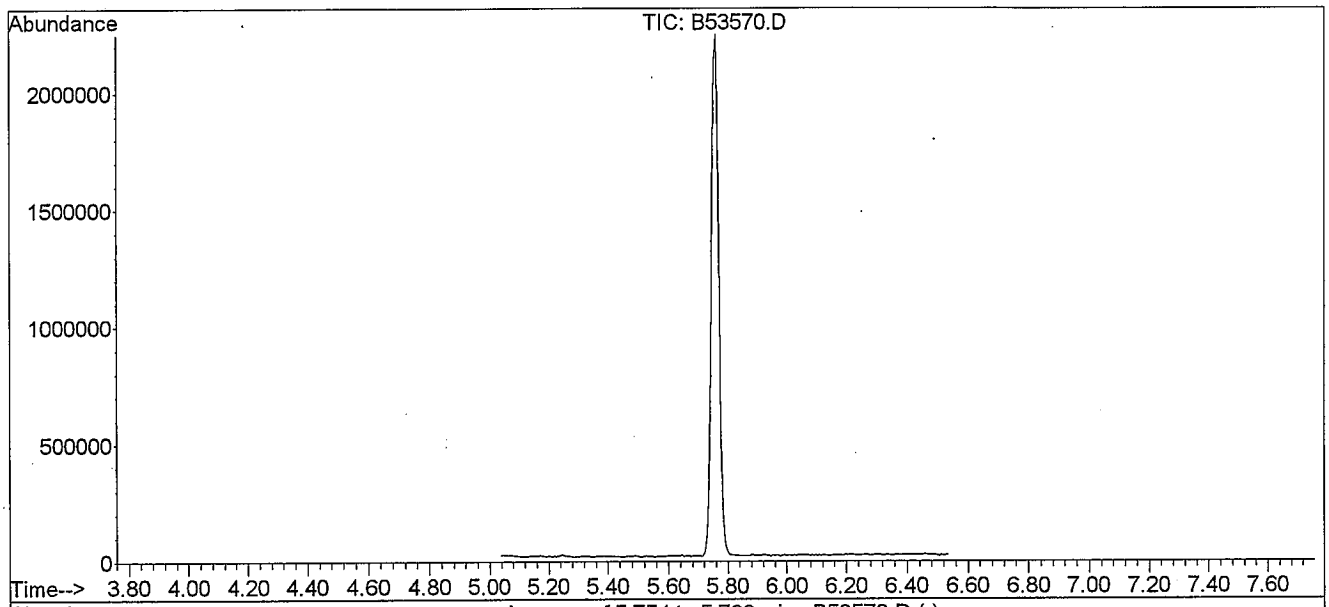

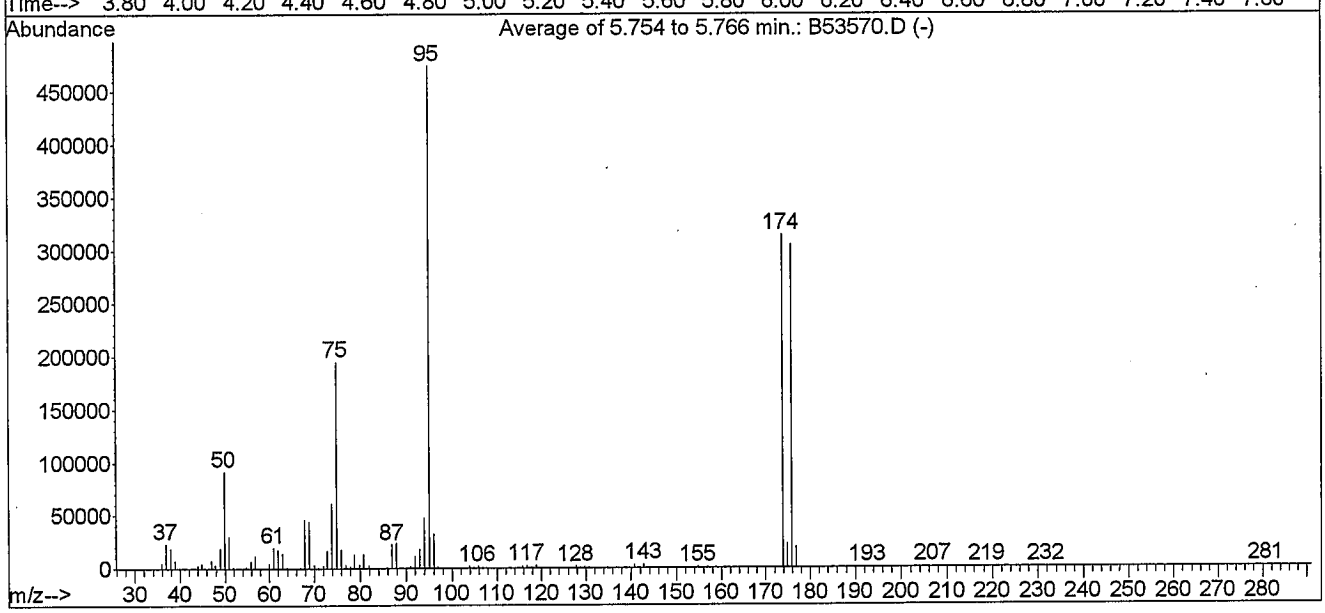

AutoFind: Scans 120, 121, 122; Background Corrected with Scan 111

Target Mass	Rel. to Mass	Lower Limit%	Upper Limit%	Rel. Abn%	Raw Abn	Result Pass/Fail
50	95	15	40	19.3	91331	PASS
75	95	30	60	41.1	194731	PASS
95	95	100	100	100.0	474261	PASS
96	95	5	9	6.7	31888	PASS
173	174	0.00	2	0.0	0	PASS
174	95	50	100	66.2	314155	PASS
175	174	5	9	7.1	22195	PASS
176	174	95	101	97.1	305088	PASS
177	176	5	9	6.4	19565	PASS

SM 10/7/08

B53570.D 080508S.M Mon Oct 06 13:42:31 2008

Quantitation Report (Not Reviewed)

Data File : C:\HPCHEM\1\DATA\100608\B53573.D
Acq On : 6 Oct 2008 14:28
Sample : VL081006-2CCV
Misc : 5mls htd water
MS Integration Params: rteint.p
Quant Time: Oct 6 14:53 2008

Vial: 3
Operator: sdw-sop525r12
Inst : CSS Instr
Multiplr: 1.00
Quant Results File: 080508S.RES

Quant Method : C:\HPCHEM\1\METHODS\080508S.M (RTE Integrator)
Title : GC/MS Volatiles (S.O.P. 525)
Last Update : Mon Aug 25 12:23:04 2008
Response via : Initial Calibration
DataAcq Meth : 080508S

Internal Standards	R.T.	QIon	Response	Conc	Units	Dev(Min)
1) fluorobenzene	10.16	96	1378488	50.00	ppb	0.00
53) chlorobenzene-d5	12.85	117	1033138	50.00	ppb	0.00
74) 1,4-dichlorobenzene-d4	14.64	152	399178	50.00	ppb	0.00
System Monitoring Compounds						
34) dibromofluoromethane	9.32	113	436655	50.10	ppb	-0.02
Spiked Amount 50.000	Range 79 - 120		Recovery = 100.20%			
39) 1,2-dichloroethane-d4	9.90	65	363714	49.54	ppb	0.00
Spiked Amount 50.000	Range 62 - 139		Recovery = 99.08%			
54) toluene-d8	11.56	100	834651	50.58	ppb	0.00
Spiked Amount 50.000	Range 83 - 120		Recovery = 101.16%			
73) 4-bromofluorobenzene	13.77	174	304622	50.66	ppb	0.00
Spiked Amount 50.000	Range 74 - 123		Recovery = 101.32%			

Target Compounds						Qvalue
2) dichlorodifluoromethane	4.44	85	516736	46.37	ppb	97
3) chloromethane	4.79	50	734292	49.98	ppb	99
4) vinyl chloride	4.95	62	391107	47.34	ppb	98
5) bromomethane	5.51	96	236527	47.72	ppb	94
6) chloroethane	5.69	64	337886	54.23	ppb	96
7) trichlorofluoromethane	5.92	101	562154	48.98	ppb	100
8) ethanol	6.39	45	83543	716.60	ppb	98
9) acrolein	7.02	56	459859	403.19	ppb	100
10) 1,1,2-trichloro-1,2,2-trif	6.66	101	403090	49.72	ppb	99
11) 1,1-dichloroethene	6.63	96	353161	46.55	ppb	99
12) acetone	7.36	58	112907	176.81	ppb	91
13) iodomethane	6.86	142	630695	43.98	ppb	97
14) carbon disulfide	6.75	76	1244543	43.21	ppb	98
15) allyl chloride	7.21	76	194984	45.47	ppb	93
16) acetonitrile	7.95	41	342658	401.77	ppb	99
17) methylene chloride	7.34	84	403949	42.61	ppb	98
18) tert-butanol	7.62	59	190462	199.22	ppb	94
19) methyl-t-butyl-ether	7.62	73	1674390	88.45	ppb	99
20) trans-1,2-dichloroethene	7.53	96	389014	45.56	ppb	99
21) acrylonitrile	8.30	53	1140121	421.33	ppb	99
22) isopropyl ether	8.02	45	1330740	43.93	ppb	99
23) vinyl acetate	8.45	43	628645	38.86	ppb	100
24) 1,1-dichloroethane	8.26	63	715285	45.99	ppb	98
25) chloroprene	8.23	53	538482	44.75	ppb	98
26) 2-butanone	9.43	43	679210	172.61	ppb	100
27) ethyl tert-butyl ether	8.44	59	1107044	45.31	ppb	99
28) 2,2-dichloropropane	9.01	77	479535	47.03	ppb	99
29) cis-1,2-dichloroethene	8.86	96	437169	46.29	ppb	98
30) propionitrile	9.76	54	399726	387.99	ppb	97
31) methacrylonitrile	9.78	41	502152	39.12	ppb	95
32) bromochloromethane	9.09	128	210396	45.54	ppb	99
33) chloroform	9.12	83	671400	43.86	ppb	99
35) 1,1,1-trichloroethane	9.42	97	542643	45.39	ppb	99
36) carbon tetrachloride	9.35	117	473447	45.16	ppb	97
37) 1,1-dichloropropene	9.52	75	481491	45.83	ppb	99
38) isobutyl alcohol	9.81	43	604432	797.04	ppb #	42
40) tert-amyl methyl ether	9.81	73	893909	45.20	ppb	98
41) benzene	9.78	78	1374268	44.26	ppb	99
42) 1,2-dichloroethane	9.96	62	451385	43.88	ppb	98
43) trichloroethene	10.32	95	393813	46.11	ppb	98

(#) = qualifier out of range (m) = manual integration

gmm 10/7/08

Quantitation Report (Not Reviewed)

Data File : C:\HPCHEM\1\DATA\100608\B53573.D
Acq On : 6 Oct 2008 14:28
Sample : VL081006-2CCV
Misc : 5mls htd water
MS Integration Params: rteint.p
Quant Time: Oct 6 14:53 2008

Vial: 3
Operator: sdw-sop525r12
Inst : CSS Instr
Multiplr: 1.00
Quant Results File: 080508S.RES

Quant Method : C:\HPCHEM\1\METHODS\080508S.M (RTE Integrator)
Title : GC/MS Volatiles (S.O.P. 525)
Last Update : Mon Aug 25 12:23:04 2008
Response via : Initial Calibration
DataAcq Meth : 080508S

	Compound	R.T.	QIon	Response	Conc Unit		Qvalue
44)	1,2-dichloropropane	10.82	63	401324	46.15 ppb		98
45)	methyl methacrylate	10.90	69	200418	43.46 ppb		96
46)	1,4-dioxane	11.00	88	60304	780.42 ppb		96
47)	dibromomethane	10.73	93	265810	46.29 ppb		96
48)	bromodichloromethane	10.83	83	502609	43.25 ppb		100
49)	2-chloroethyl vinyl ether	11.28	63	198772	46.54 ppb		98
50)	2-pentanone	10.99	43	21155	3.35 ppb	#	1
51)	cis-1,3-dichloropropene	11.39	75	601047	46.20 ppb		98
52)	4-methyl-2-pentanone	11.88	43	1434931	181.49 ppb		99
55)	toluene	11.61	91	1397195	47.24 ppb		99
56)	ethyl methacrylate	11.99	69	395432	43.70 ppb		99
57)	trans-1,3-dichloropropene	11.93	75	503053	43.53 ppb		96
58)	1,1,2-trichloroethane	12.08	83	273592	44.55 ppb		100
59)	tetrachloroethene	11.96	164	224434	44.42 ppb		99
60)	2-hexanone	12.55	43	1001837	173.49 ppb		99
61)	1,3-dichloropropane	12.31	76	493875	42.94 ppb		99
62)	dibromochloromethane	12.24	129	415178	50.34 ppb		97
63)	1,2-dibromoethane	12.48	107	359050	45.36 ppb		98
64)	1-chlorohexane	12.79	91	477446	45.55 ppb		95
65)	chlorobenzene	12.87	112	894584	44.01 ppb		98
66)	ethylbenzene	12.85	91	1483836	45.72 ppb		98
67)	1,1,1,2-tetrachloroethane	12.90	131	310234	44.00 ppb		97
68)	m,p-xylene	12.95	106	1153289	92.55 ppb		96
69)	o-xylene	13.30	106	590192	46.66 ppb		97
70)	styrene	13.34	104	944150	42.00 ppb		99
71)	bromoform	13.40	173	221190	41.49 ppb		99
72)	isopropylbenzene	13.52	105	1418957	45.69 ppb		99
75)	1,1,2,2-tetrachloroethane	13.87	83	411064	48.11 ppb		99
76)	n-propylbenzene	13.83	91	1809078	48.43 ppb		98
77)	trans-1,4-dichloro-2-buten	14.01	53	92603	46.86 ppb		97
78)	1,2,3-trichloropropane	14.01	110	107371	45.35 ppb		85
79)	bromobenzene	13.88	156	318074	44.94 ppb		93
80)	1,3,5-trimethylbenzene	13.96	105	1188020	48.45 ppb		99
81)	2-chlorotoluene	14.00	126	339904	47.75 ppb		98
82)	4-chlorotoluene	14.12	126	331492	47.17 ppb		94
83)	tert-butylbenzene	14.22	134	218747	50.91 ppb		91
84)	1,2,4-trimethylbenzene	14.26	105	1160727	48.45 ppb		98
85)	sec-butylbenzene	14.36	105	1618622	49.10 ppb		98
86)	p-isopropyltoluene	14.44	119	1234656	48.04 ppb		99
87)	1,3-dichlorobenzene	14.59	146	581334	47.27 ppb		100
88)	1,4-dichlorobenzene	14.65	146	537731	43.66 ppb		96
89)	n-butylbenzene	14.79	91	1225483	48.94 ppb		99
90)	1,2-dichlorobenzene	15.01	146	541977	47.36 ppb		98
91)	hexachloroethane	15.00	201	172098	49.36 ppb		97
92)	1,2-dibromo-3-chloropropan	15.69	157	58879	43.89 ppb		100
93)	1,2,4-trichlorobenzene	16.34	180	331667	47.11 ppb		97
94)	hexachlorobutadiene	16.26	225	201810	48.23 ppb		98
95)	naphthalene	16.72	128	782318	45.53 ppb		100
96)	1,2,3-trichlorobenzene	16.92	180	276962	44.03 ppb		99

(#) = qualifier out of range (m) = manual integration

Quantitation Report

Data File : C:\HPCHEM\1\DATA\100608\B53573.D
Acq On : 6 Oct 2008 14:28
Sample : VL081006-2CCV
Misc : 5mls htd water
MS Integration Params: rteint.p
Quant Time: Oct 6 14:53 2008

Vial: 3
Operator: sdw-sop525r12
Inst : CSS Instr
Multiplr: 1.00
Quant Results File: 080508S.RES

Method : C:\HPCHEM\1\METHODS\080508S.M (RTE Integrator)
Title : GC/MS Volatiles (S.O.P. 525)
Last Update : Mon Aug 25 12:23:04 2008
Response via : Initial Calibration

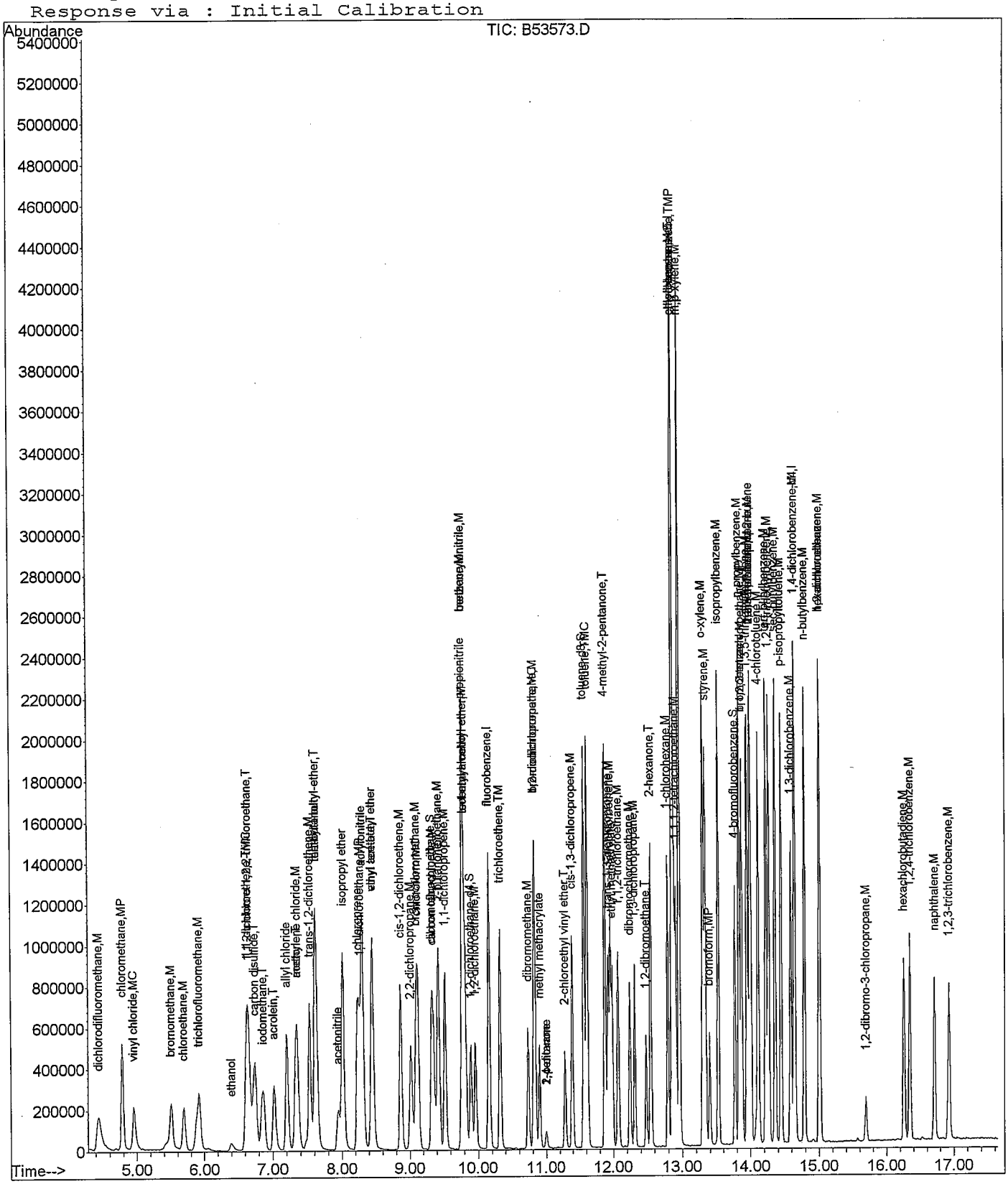

Sample Raw Data

Quantitation Report (Not Reviewed)

Data File : C:\HPCHEM\1\DATA\100908\C12529.D
Acq On : 9 Oct 2008 9:59
Sample : VL081009-3MB
Misc : 10mL water
MS Integration Params: ettics.p
Quant Time: Oct 9 10:25 2008

Vial: 7
Operator: twk-sop525r12:
Inst : CSS Instr
Multiplr: 1.00

Quant Results File: 082208W.RES

Quant Method : C:\HPCHEM\1\METHODS\082208W.M (RTE Integrator)
Title : GC/MS Volatiles (S.O.P. 525)
Last Update : Thu Oct 09 09:29:13 2008
Response via : Initial Calibration
DataAcq Meth : 082208W

Internal Standards	R.T.	QIon	Response	Conc	Units	Dev(Min)
1) Fluorobenzene	9.36	96	1785501	25.00	ppb	0.00
52) Chlorobenzene-d5	12.51	82	720146	25.00	ppb	0.00
72) 1,4-Dichlorobenzene-d4	14.51	152	555736	25.00	ppb	-0.02

System Monitoring Compounds						
34) Dibromofluoromethane	8.55	113	727712	26.30	ppb	0.00
Spiked Amount 25.000	Range 80 - 124		Recovery = 105.20%			
38) 1,2-dichloroethane-d4	9.03	65	414087	23.74	ppb	0.00
Spiked Amount 25.000	Range 62 - 139		Recovery = 94.96%			
53) Toluene-d8	11.06	98	1685449	21.83	ppb	0.00
Spiked Amount 25.000	Range 81 - 119		Recovery = 87.32%			
73) 4-Bromofluorobenzene	13.54	95	620302	25.63	ppb	-0.02
Spiked Amount 25.000	Range 78 - 129		Recovery = 102.52%			

Target Compounds Qvalue

am 10/9/08

(#) = qualifier out of range (m) = manual integration

Quantitation Report

Data File : C:\HPCHEM\1\DATA\100908\C12529.D
Acq On : 9 Oct 2008 9:59
Sample : VL081009-3MB
Misc : 10mL water
MS Integration Params: ettics.p
Quant Time: Oct 9 10:25 2008

Vial: 7
Operator: twk-sop525r12:
Inst : CSS Instr
Multiplr: 1.00
Quant Results File: 082208W.RES

Method : C:\HPCHEM\1\METHODS\082208W.M (RTE Integrator)
Title : GC/MS Volatiles (S.O.P. 525)
Last Update : Thu Oct 09 09:29:13 2008
Response via : Initial Calibration



Library Search Compound Report

Data File : C:\HPCHEM\1\DATA\100908\C12529.D
Acq On : 9 Oct 2008 9:59
Sample : VL081009-3MB
Misc : 10mL water
MS Integration Params: ettics.p

Vial: 7
Operator: twk-sop525r12
Inst : CSS Instr
Multiplr: 1.00

Quant Method : C:\HPCHEM\1\METHODS\082208W.M (RTE Integrator)
Title : GC/MS Volatiles (S.O.P. 525)
Library : C:\DATABASE\NBS75K.L

****

Peak Number 1 Butylated Hydroxytoluene Concentration Rank 1

R.T.	EstConc	Area	Relative to ISTD	R.T.
14.26	3.21 ppb	440422	1,4-Dichlorobenzene-d4	14.51

Hit# of 5	Tentative ID	MW	MolForm	CAS#	Qual
1	Butylated Hydroxytoluene	220	C15H24O	000128-37-0	93
2	Phenol, 2,6-bis(1,1-dimethylethyl)-	277	C17H27NO2	001918-11-2	53
3	Pyrido[3,2-d]pyrimidine-2,4(1H,3H)-	205	C10H11N3O2	016953-81-4	53
4	Phenol, 2,4-bis(1-methylbutyl)-	234	C16H26O	000096-94-6	47

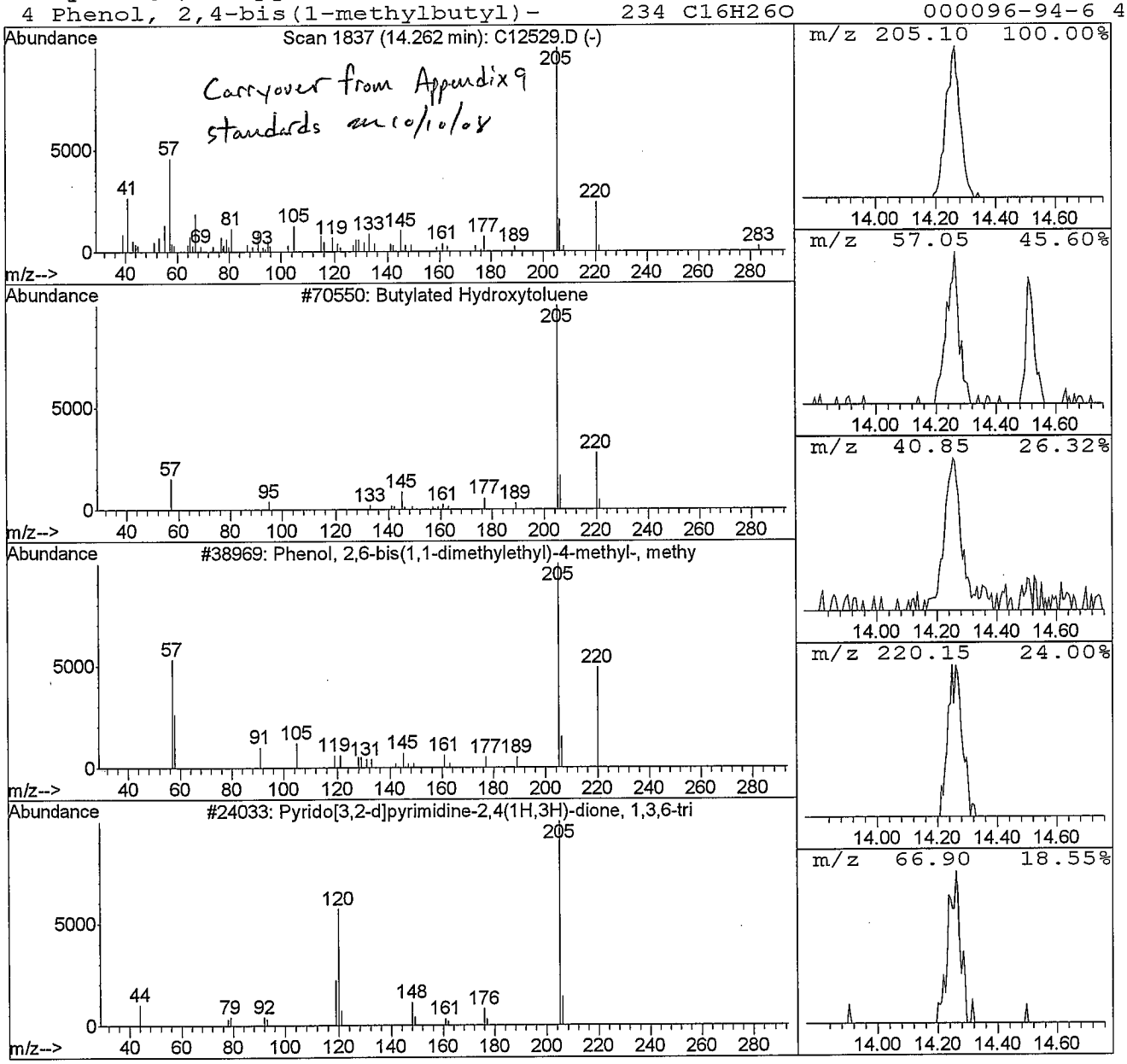

Quantitation Report (Not Reviewed)

Data File : C:\HPCHEM\1\DATA\100908\C12530.D
Acq On : 9 Oct 2008 10:22
Sample : 0910031-4
Misc : 10mL water
MS Integration Params: ettics.p
Quant Time: Oct 9 11:10 2008

Vial: 8
Operator: twk-sop525r12:
Inst : CSS Instr
Multiplr: 1.00

Quant Results File: 082208W.RES

Quant Method : C:\HPCHEM\1\METHODS\082208W.M (RTE Integrator)
Title : GC/MS Volatiles (S.O.P. 525)
Last Update : Thu Oct 09 10:25:38 2008
Response via : Initial Calibration
DataAcq Meth : 082208W

Internal Standards	R.T.	QIon	Response	Conc	Units	Dev(Min)
1) Fluorobenzene	9.37	96	1742102	25.00	ppb	0.00
52) Chlorobenzene-d5	12.50	82	670271	25.00	ppb	0.00
72) 1,4-Dichlorobenzene-d4	14.51	152	528686	25.00	ppb	0.00
System Monitoring Compounds						
34) Dibromofluoromethane	8.55	113	724342	26.83	ppb	0.00
Spiked Amount 25.000	Range 80 - 124		Recovery = 107.32%			
38) 1,2-dichloroethane-d4	9.02	65	421266	24.75	ppb	0.00
Spiked Amount 25.000	Range 62 - 139		Recovery = 99.00%			
53) Toluene-d8	11.06	98	1611150	22.42	ppb	0.00
Spiked Amount 25.000	Range 81 - 119		Recovery = 89.68%			
73) 4-Bromofluorobenzene	13.54	95	588384	25.55	ppb	0.00
Spiked Amount 25.000	Range 78 - 129		Recovery = 102.20%			
Target Compounds						Qvalue
17) Methylene chloride	6.36	84	54024	2.10	ppb	93

m 10/9/08

(#) = qualifier out of range (m) = manual integration

Quantitation Report

Data File : C:\HPCHEM\1\DATA\100908\C12530.D
Acq On : 9 Oct 2008 10:22
Sample : 0910031-4
Misc : 10mL water
MS Integration Params: ettics.p
Quant Time: Oct 9 11:10 2008

Vial: 8
Operator: twk-sop525r12:
Inst : CSS Instr
Multiplr: 1.00
Quant Results File: 082208W.RES

Method : C:\HPCHEM\1\METHODS\082208W.M (RTE Integrator)
Title : GC/MS Volatiles (S.O.P. 525)
Last Update : Thu Oct 09 10:25:38 2008
Response via : Initial Calibration



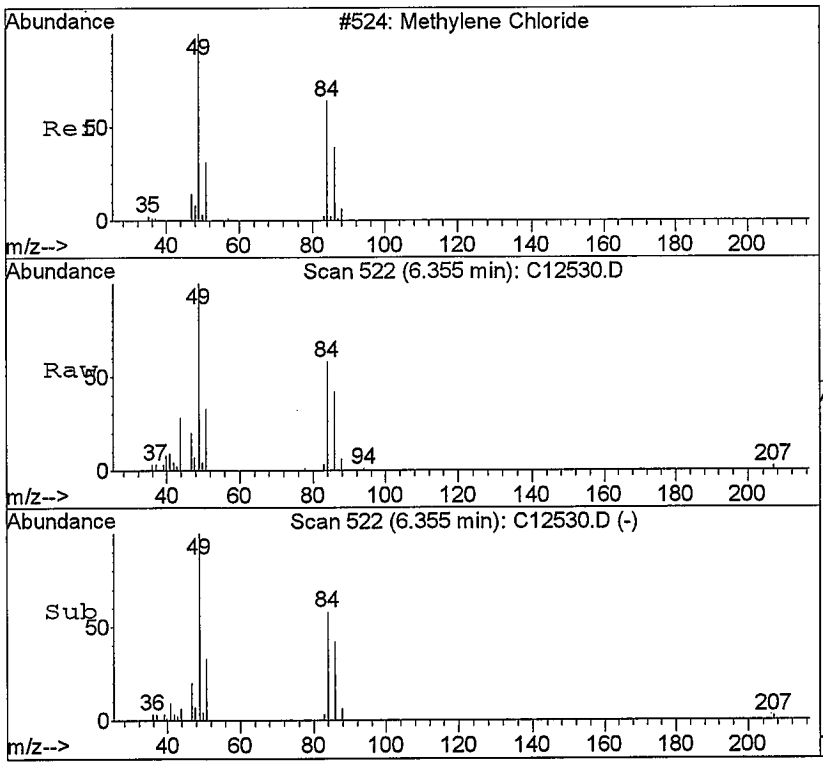

#17
Methylene chloride
Concen: 2.10 ppb
RT: 6.36 min Scan# 522
Delta R.T. -0.00 min
Lab File: C12530.D
Acq: 9 Oct 2008 10:22

Tgt Ion: 84 Resp: 54024

Ion	Ratio	Lower	Upper
84	100		
49	171.9	110.9	258.7
86	72.0	41.0	95.6
51	56.5	33.2	77.6

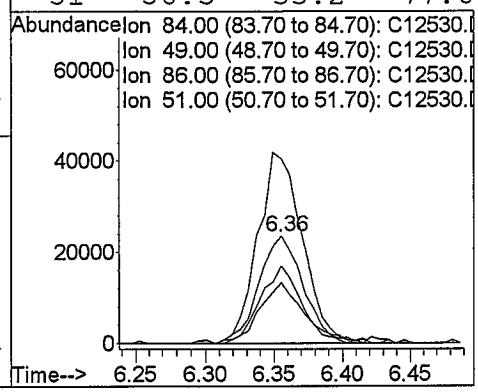

Library Search Compound Report

Data File : C:\HPCHEM\1\DATA\100908\C12530.D Vial: 8
Acq On : 9 Oct 2008 10:22 Operator: twk-sop525r12
Sample : 0910031-4 Inst : CSS Instr
Misc : 10mL water Multiplr: 1.00
MS Integration Params: ettics.p

Quant Method : C:\HPCHEM\1\METHODS\082208W.M (RTE Integrator)
Title : GC/MS Volatiles (S.O.P. 525)
Library : C:\DATABASE\NBS75K.L

****

Peak Number 1 Ethylene oxide Concentration Rank 1

R.T.	EstConc	Area	Relative to ISTD	R.T.
3.28	1.63 ppb	248625	Fluorobenzene	9.37

Hit# of 5	Tentative ID	MW	MolForm	CAS#	Qual
1	Ethylene oxide	44	C2H4O	000075-21-8	3
2	Acetaldehyde	44	C2H4O	000075-07-0	2
3	Piperidine, 1-nitro-	130	C5H10N2O2	007119-94-0	2
4	1H-Cyclopropa[a]naphthalene-1-carbo	200	C13H12O2	023398-50-7	1

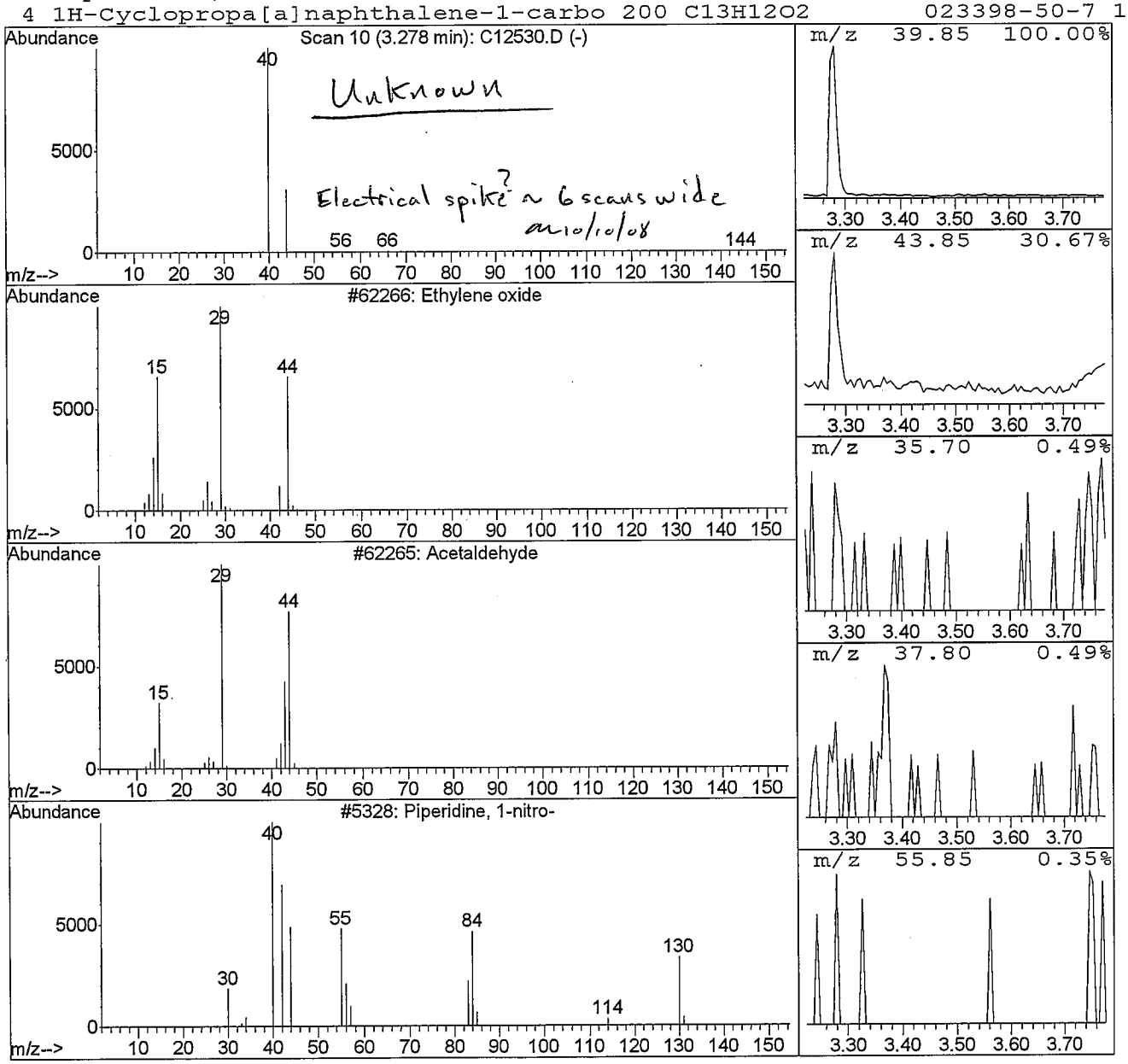

Quantitation Report (Not Reviewed)

Data File : C:\HPCHEM\1\DATA\100908\C12531.D
Acq On : 9 Oct 2008 10:46
Sample : 0910031-5
Misc : 10mL water
MS Integration Params: ettics.p
Quant Time: Oct 9 11:10 2008

Vial: 9
Operator: twk-sop525r12:
Inst : CSS Instr
Multiplr: 1.00
Quant Results File: 082208W.RES

Quant Method : C:\HPCHEM\1\METHODS\082208W.M (RTE Integrator)
Title : GC/MS Volatiles (S.O.P. 525)
Last Update : Thu Oct 09 10:25:38 2008
Response via : Initial Calibration
DataAcq Meth : 082208W

Internal Standards	R.T.	QIon	Response	Conc Units	Dev(Min)
1) Fluorobenzene	9.37	96	1747869	25.00 ppb	0.00
52) Chlorobenzene-d5	12.50	82	719469	25.00 ppb	0.00
72) 1,4-Dichlorobenzene-d4	14.52	152	535929	25.00 ppb	0.00
System Monitoring Compounds					
34) Dibromofluoromethane	8.56	113	696546	25.71 ppb	0.00
Spiked Amount 25.000	Range 80 - 124		Recovery = 102.84%		
38) 1,2-dichloroethane-d4	9.02	65	411011	24.07 ppb	0.00
Spiked Amount 25.000	Range 62 - 139		Recovery = 96.28%		
53) Toluene-d8	11.06	98	1616373	20.96 ppb	0.00
Spiked Amount 25.000	Range 81 - 119		Recovery = 83.84%		
73) 4-Bromofluorobenzene	13.54	95	579641	24.83 ppb	0.00
Spiked Amount 25.000	Range 78 - 129		Recovery = 99.32%		
Target Compounds					Qvalue
17) Methylene chloride	6.36	84	21660	0.84 ppb	83

m 10/10/08

(#) = qualifier out of range (m) = manual integration
C12531.D 082208W.M Thu Oct 09 11:10:40 2008

Quantitation Report

Data File : C:\HPCHEM\1\DATA\100908\C12531.D
Acq On : 9 Oct 2008 10:46
Sample : 0910031-5
Misc : 10mL water
MS Integration Params: ettics.p
Quant Time: Oct 9 11:10 2008

Vial: 9
Operator: twk-sop525r12:
Inst : CSS Instr
Multiplr: 1.00
Quant Results File: 082208W.RES

Method : C:\HPCHEM\1\METHODS\082208W.M (RTE Integrator)
Title : GC/MS Volatiles (S.O.P. 525)
Last Update : Thu Oct 09 10:25:38 2008
Response via : Initial Calibration



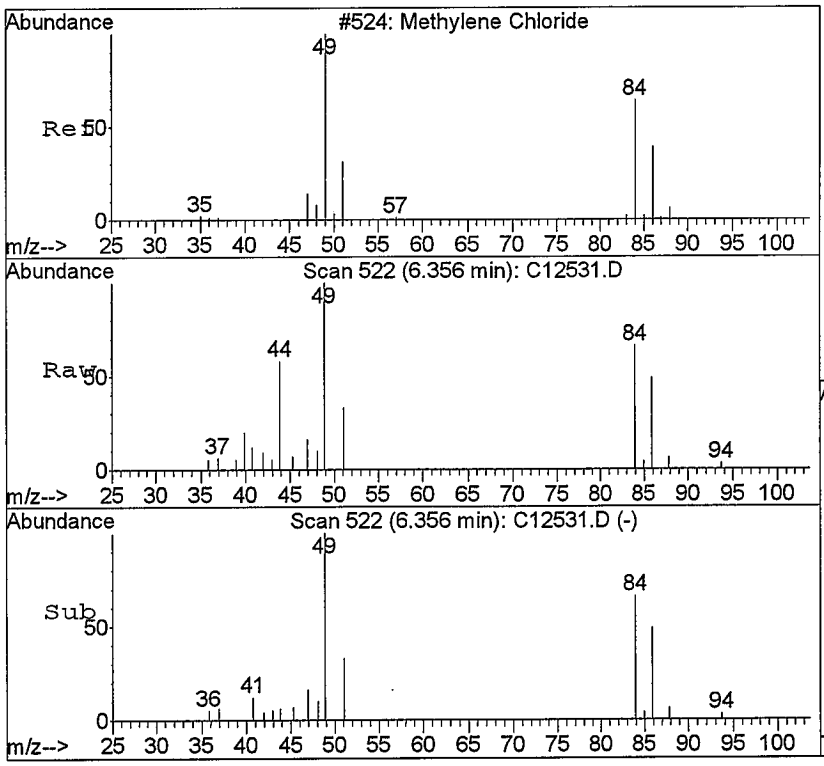

#17
Methylene chloride
Concen: 0.84 ppb
RT: 6.36 min Scan# 522
Delta R.T. 0.00 min
Lab File: C12531.D
Acq: 9 Oct 2008 10:46

Tgt Ion: 84 Resp: 21660

Ion	Ratio	Lower	Upper
84	100		
49	152.3	110.9	258.7
86	75.2	41.0	95.6
51	50.7	33.2	77.6

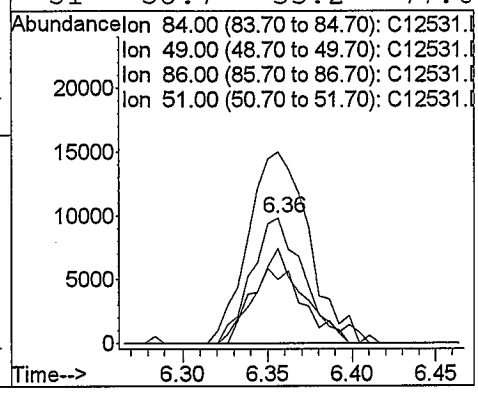

Tentatively Identified Compound (LSC) summary

Operator ID: twk-sop525r12: Date Acquired: 9 Oct 2008 10:46
Data File: C:\HPCHEM\1\DATA\100908\C12531.D
Name: 0910031-5
Misc: 10mL water
Method: C:\HPCHEM\1\METHODS\082208W.M (RTE Integrator)
Title: GC/MS Volatiles (S.O.P. 525)
Library Searched: C:\DATABASE\NBS75K.L

TIC	Top Hit name	RT	EstConc	Units	Area	IntStd	ISRT	ISArea	ISConc

C12531.D 081308B.M Fri Oct 10 11:07:07 2008

Quantitation Report (Not Reviewed)

Data File : C:\HPCHEM\1\DATA\100908\C12532.D
Acq On : 9 Oct 2008 11:09
Sample : 0910031-1
Misc : 10mL water
MS Integration Params: ettics.p
Quant Time: Oct 9 12:11 2008

Vial: 10
Operator: twk-sop525r12:
Inst : CSS Instr
Multiplr: 1.00

Quant Results File: 082208W.RES

Quant Method : C:\HPCHEM\1\METHODS\082208W.M (RTE Integrator)
Title : GC/MS Volatiles (S.O.P. 525)
Last Update : Thu Oct 09 10:25:38 2008
Response via : Initial Calibration
DataAcq Meth : 082208W

Internal Standards	R.T.	QIon	Response	Conc Units	Dev(Min)
1) Fluorobenzene	9.37	96	1871501	25.00 ppb	0.00
52) Chlorobenzene-d5	12.50	82	690407	25.00 ppb	0.00
72) 1,4-Dichlorobenzene-d4	14.52	152	532713	25.00 ppb	0.00
System Monitoring Compounds					
34) Dibromofluoromethane	8.55	113	690454	23.81 ppb	0.00
Spiked Amount 25.000	Range 80 - 124		Recovery = 95.24%		
38) 1,2-dichloroethane-d4	9.03	65	424722	23.23 ppb	0.00
Spiked Amount 25.000	Range 62 - 139		Recovery = 92.92%		
53) Toluene-d8	11.06	98	1647417	22.26 ppb	0.00
Spiked Amount 25.000	Range 81 - 119		Recovery = 89.04%		
73) 4-Bromofluorobenzene	13.54	95	600219	25.87 ppb	0.00
Spiked Amount 25.000	Range 78 - 129		Recovery = 103.48%		
Target Compounds					Qvalue
23) Vinyl Acetate	7.21	43	2619	Below Cal	#no 98
68) o-Xylene	13.05	106	7631	0.19 ppb	✓ 88
79) 1,3,5-Trimethylbenzene	13.82	105	17651	0.22 ppb	✓ 81

on 10/10/09

(#) = qualifier out of range (m) = manual integration

Quantitation Report

Data File : C:\HPCHEM\1\DATA\100908\C12532.D
Acq On : 9 Oct 2008 11:09
Sample : 0910031-1
Misc : 10mL water
MS Integration Params: ettics.p
Quant Time: Oct 9 12:11 2008

Vial: 10
Operator: twk-sop525r12:
Inst : CSS Instr
Multiplr: 1.00
Quant Results File: 082208W.RES

Method : C:\HPCHEM\1\METHODS\082208W.M (RTE Integrator)
Title : GC/MS Volatiles (S.O.P. 525)
Last Update : Thu Oct 09 10:25:38 2008
Response via : Initial Calibration

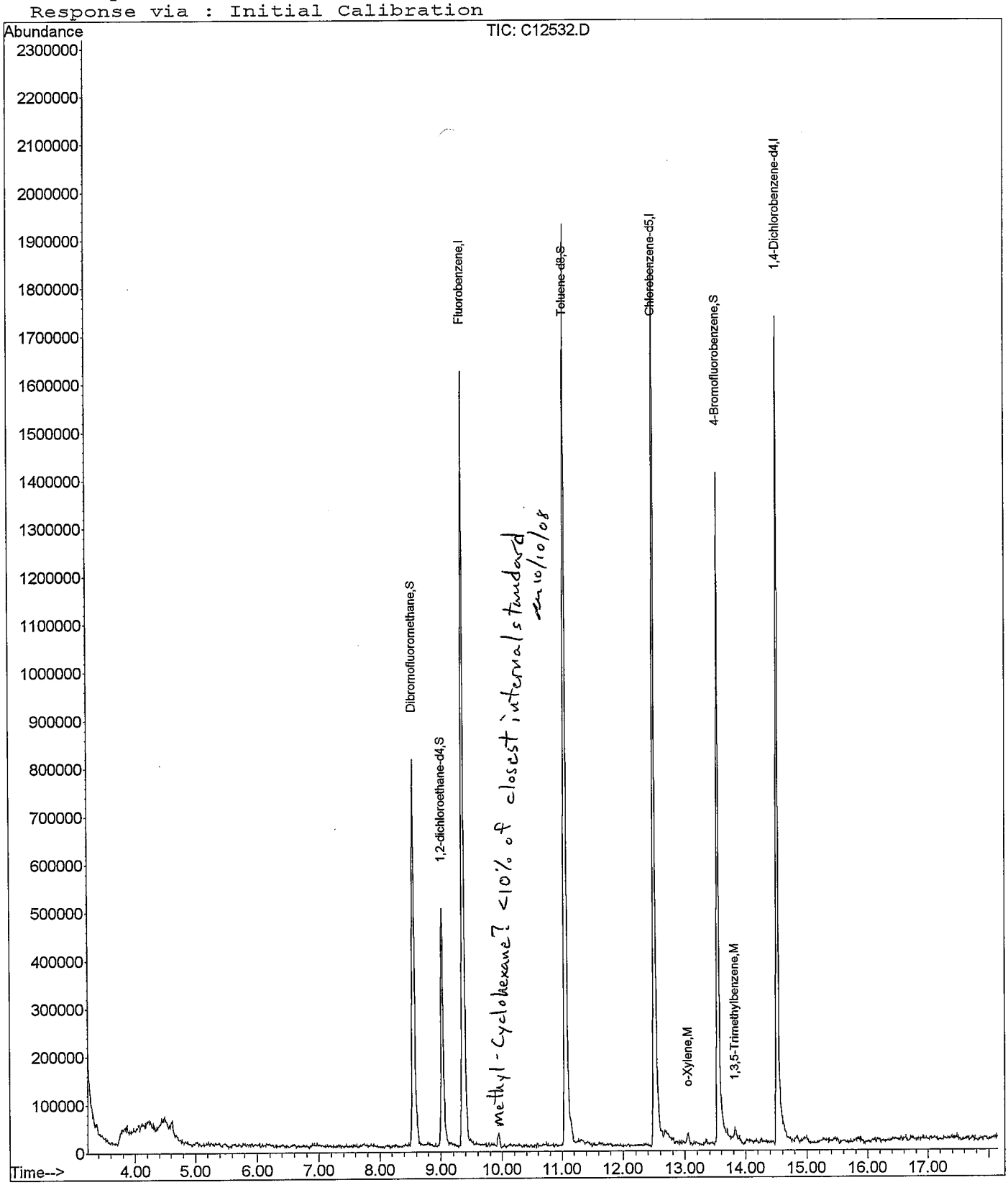

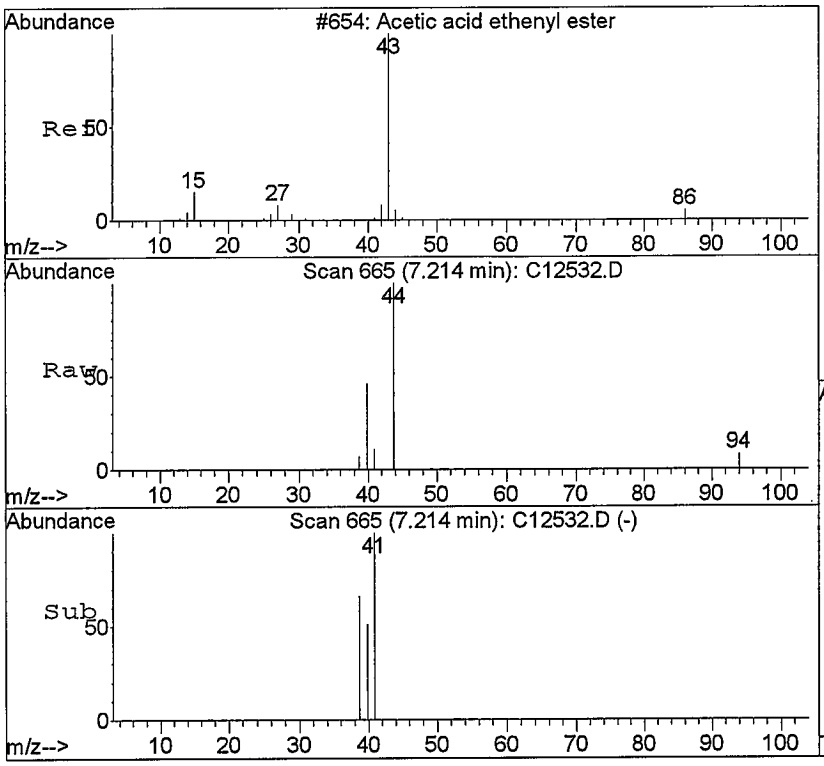

#23
Vinyl Acetate
Concen: Below Cal
RT: 7.21 min Scan# 665
Delta R.T. 0.04 min
Lab File: C12532.D
Acq: 9 Oct 2008 11:09

NO

Tgt Ion: 43 Resp: 2619

Ion	Ratio	Lower	Upper
43	100		
86	0.0	0.5	1.3#

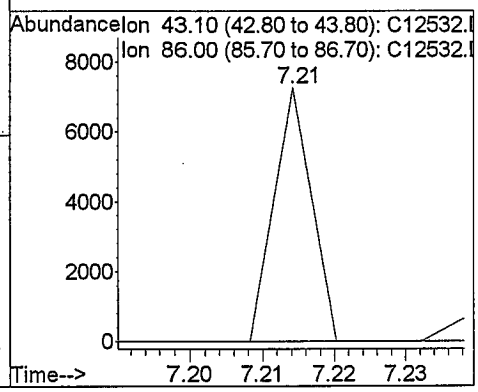

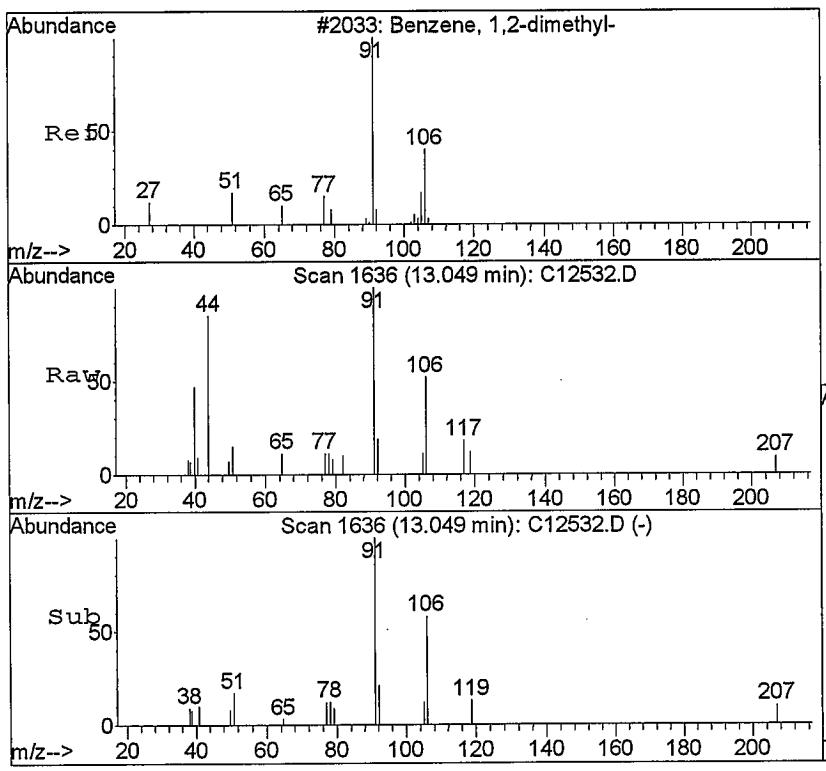

#68
o-Xylene
Concen: 0.19 ppb
RT: 13.05 min Scan# 1636
Delta R.T. 0.01 min
Lab File: C12532.D
Acq: 9 Oct 2008 11:09

Tgt Ion:106 Resp: 7631

Ion	Ratio	Lower	Upper
106	100		
91	191.2	126.1	294.3

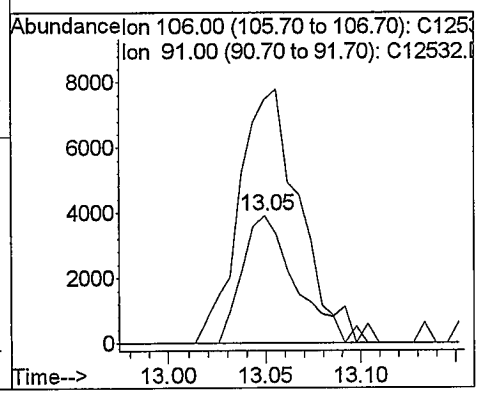

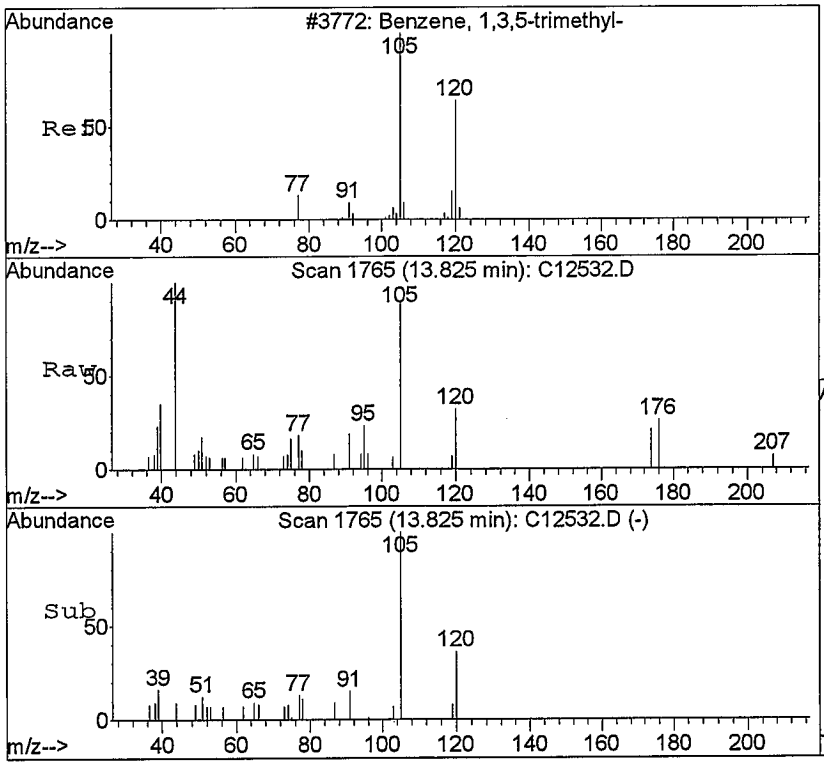

#79
1,3,5-Trimethylbenzene
Concen: 0.22 ppb
RT: 13.82 min Scan# 1765
Delta R.T. 0.01 min
Lab File: C12532.D
Acq: 9 Oct 2008 11:09

Tgt Ion:105 Resp: 17651

Ion	Ratio	Lower	Upper
105	100		
120	35.6	28.9	67.3

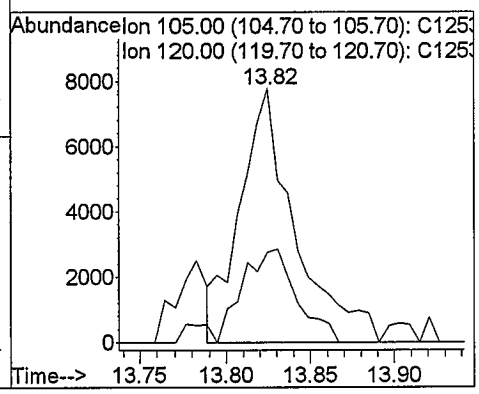

Tentatively Identified Compound (LSC) summary

Operator ID: twk-sop525r12: Date Acquired: 9 Oct 2008 11:09
Data File: C:\HPCHEM\1\DATA\100908\C12532.D
Name: 0910031-1
Misc: 10mL water
Method: C:\HPCHEM\1\METHODS\082208W.M (RTE Integrator)
Title: GC/MS Volatiles (S.O.P. 525)
Library Searched: C:\DATABASE\NBS75K.L

TIC Top Hit name	RT	EstConc	Units	Area	IntStd	ISRT	ISArea	ISConc

C12532.D 081308B.M Fri Oct 10 11:07:57 2008

Quantitation Report (Not Reviewed)

Data File : C:\HPCHEM\1\DATA\100908\C12533.D
Acq On : 9 Oct 2008 11:51
Sample : 0910031-2
Misc : 10mL water
MS Integration Params: ettics.p
Quant Time: Oct 9 12:11 2008

Vial: 11
Operator: twk-sop525r12:
Inst : CSS Instr
Multiplr: 1.00

Quant Results File: 082208W.RES

Quant Method : C:\HPCHEM\1\METHODS\082208W.M (RTE Integrator)
Title : GC/MS Volatiles (S.O.P. 525)
Last Update : Thu Oct 09 10:25:38 2008
Response via : Initial Calibration
DataAcq Meth : 082208W

Internal Standards	R.T.	QIon	Response	Conc Units	Dev(Min)
1) Fluorobenzene	9.37	96	1741299	25.00 ppb	0.00
52) Chlorobenzene-d5	12.50	82	711866	25.00 ppb	0.00
72) 1,4-Dichlorobenzene-d4	14.52	152	518495	25.00 ppb	0.00
System Monitoring Compounds					
34) Dibromofluoromethane	8.55	113	723622	26.81 ppb	0.00
Spiked Amount 25.000	Range 80 - 124		Recovery = 107.24%		
38) 1,2-dichloroethane-d4	9.03	65	388080	22.81 ppb	0.00
Spiked Amount 25.000	Range 62 - 139		Recovery = 91.24%		
53) Toluene-d8	11.06	98	1795036	23.52 ppb	0.00
Spiked Amount 25.000	Range 81 - 119		Recovery = 94.08%		
73) 4-Bromofluorobenzene	13.54	95	594613	26.33 ppb	0.00
Spiked Amount 25.000	Range 78 - 129		Recovery = 105.32%		
Target Compounds					Qvalue
23) Vinyl Acetate	7.12	43	2230	Below Cal	#No 98
67) m,p-Xylene	12.68	106	15121	0.37 ppb	✓ 94
68) o-Xylene	13.05	106	16469	0.39 ppb	✓ 78
79) 1,3,5-Trimethylbenzene	13.83	105	29241	0.37 ppb	✓ 98

Dan 10/10/08

(#) = qualifier out of range (m) = manual integration

Quantitation Report

Data File : C:\HPCHEM\1\DATA\100908\C12533.D
Acq On : 9 Oct 2008 11:51
Sample : 0910031-2
Misc : 10mL water
MS Integration Params: ettics.p
Quant Time: Oct 9 12:11 2008

Vial: 11
Operator: twk-sop525r12:
Inst : CSS Instr
Multiplr: 1.00
Quant Results File: 082208W.RES

Method : C:\HPCHEM\1\METHODS\082208W.M (RTE Integrator)
Title : GC/MS Volatiles (S.O.P. 525)
Last Update : Thu Oct 09 10:25:38 2008
Response via : Initial Calibration



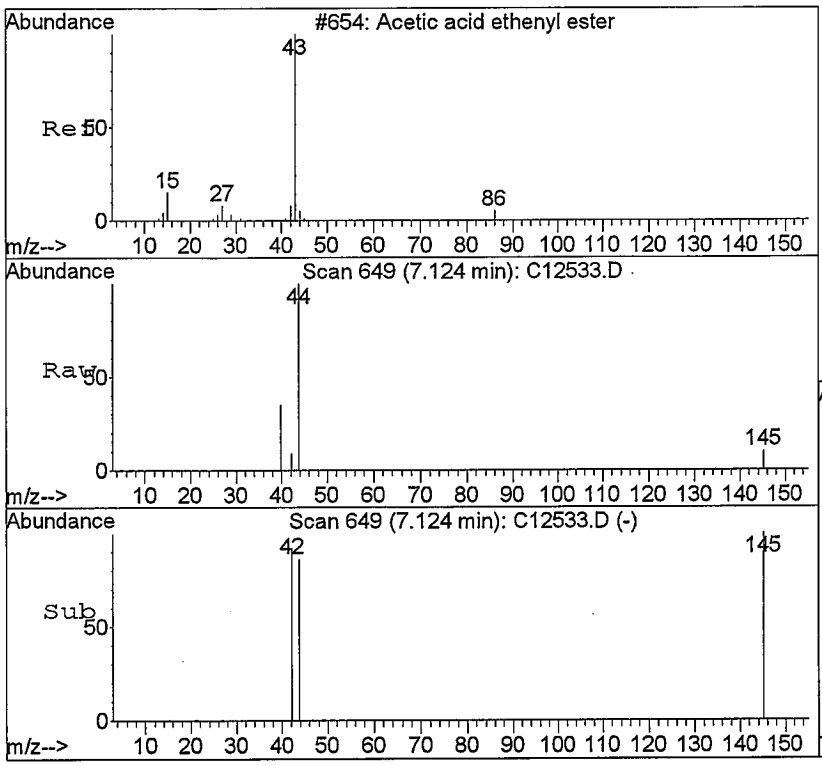

#23
Vinyl Acetate
Concen: Below Cal
RT: 7.12 min Scan# 649
Delta R.T. -0.05 min
Lab File: C12533.D
Acq: 9 Oct 2008 11:51

NO

Tgt Ion: 43 Resp: 2230

Ion	Ratio	Lower	Upper
43	100		
86	0.0	0.5	1.3#

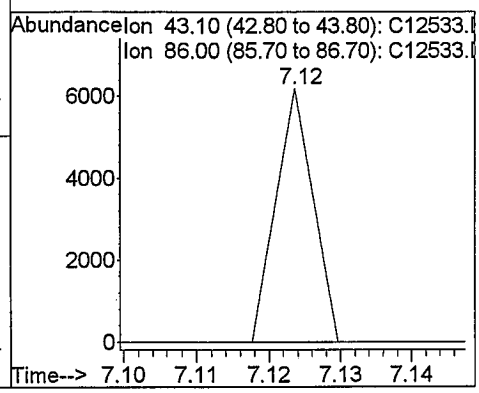

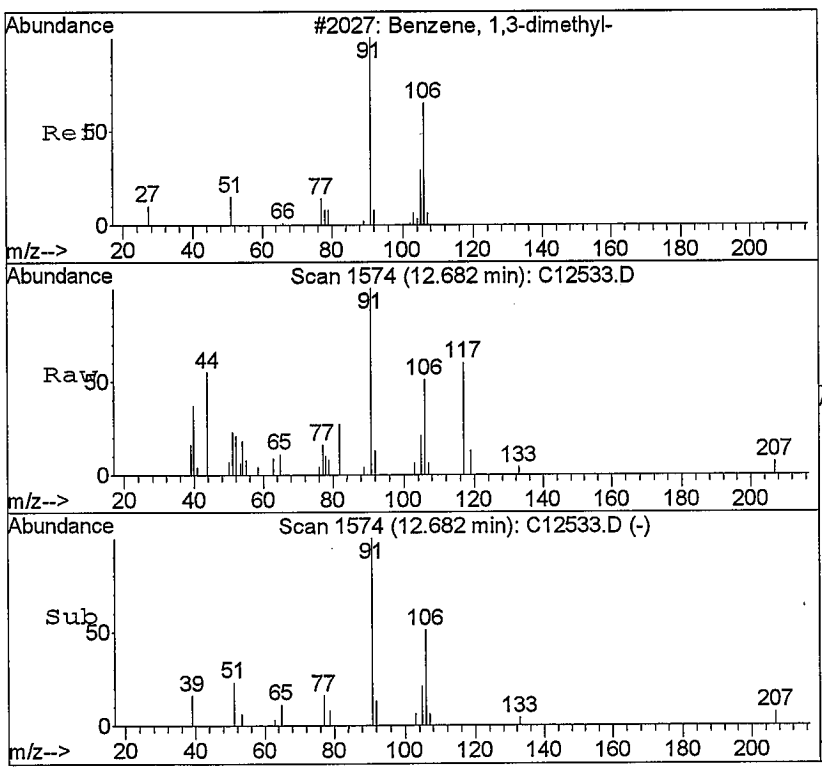

#67
m,p-Xylene
Concen: 0.37 ppb
RT: 12.68 min Scan# 1574
Delta R.T. 0.01 min
Lab File: C12533.D
Acq: 9 Oct 2008 11:51

Tgt Ion:106 Resp: 15121

Ion	Ratio	Lower	Upper
106	100		
91	197.9	124.3	290.1

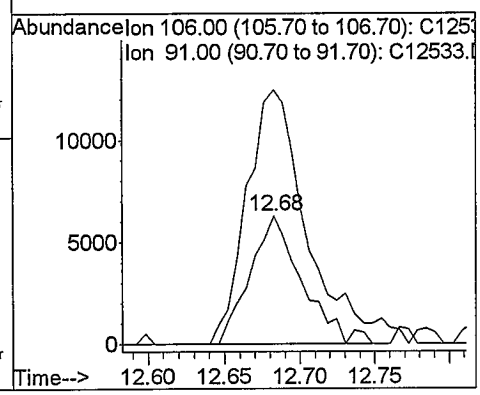

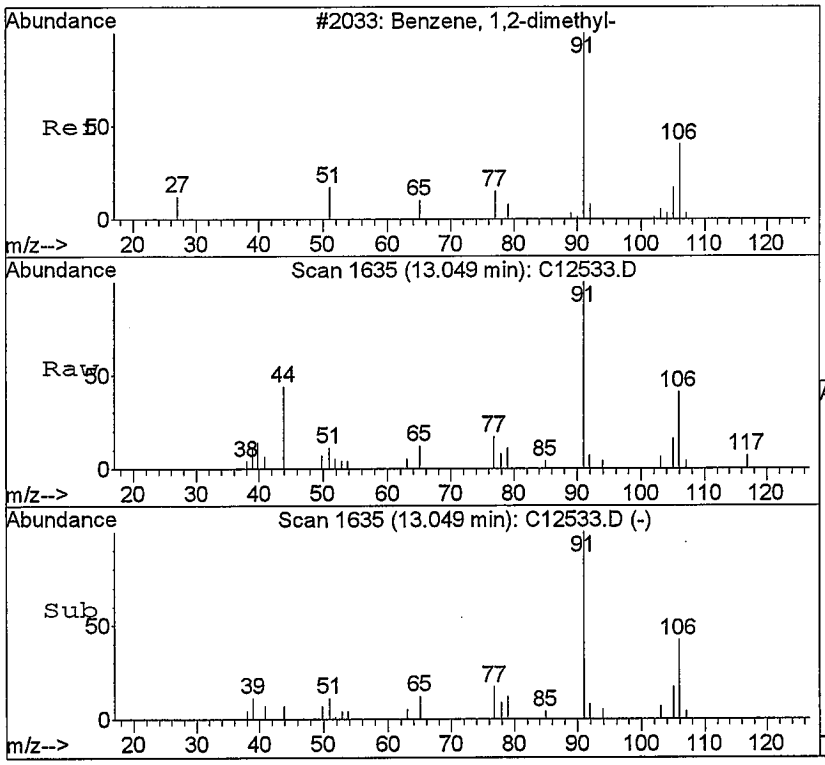

#68
o-Xylene
Concen: 0.39 ppb
RT: 13.05 min Scan# 1635
Delta R.T. 0.00 min
Lab File: C12533.D
Acq: 9 Oct 2008 11:51

Tgt Ion:106 Resp: 16469

Ion	Ratio	Lower	Upper
106	100		
91	244.4	126.1	294.3

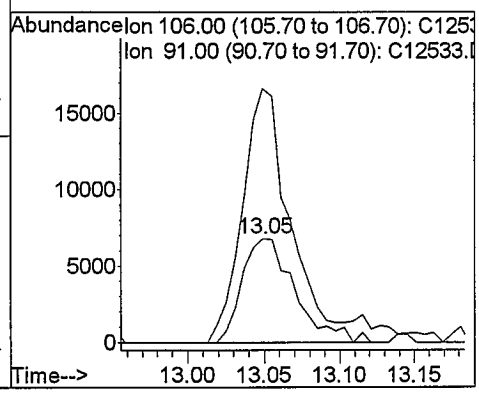

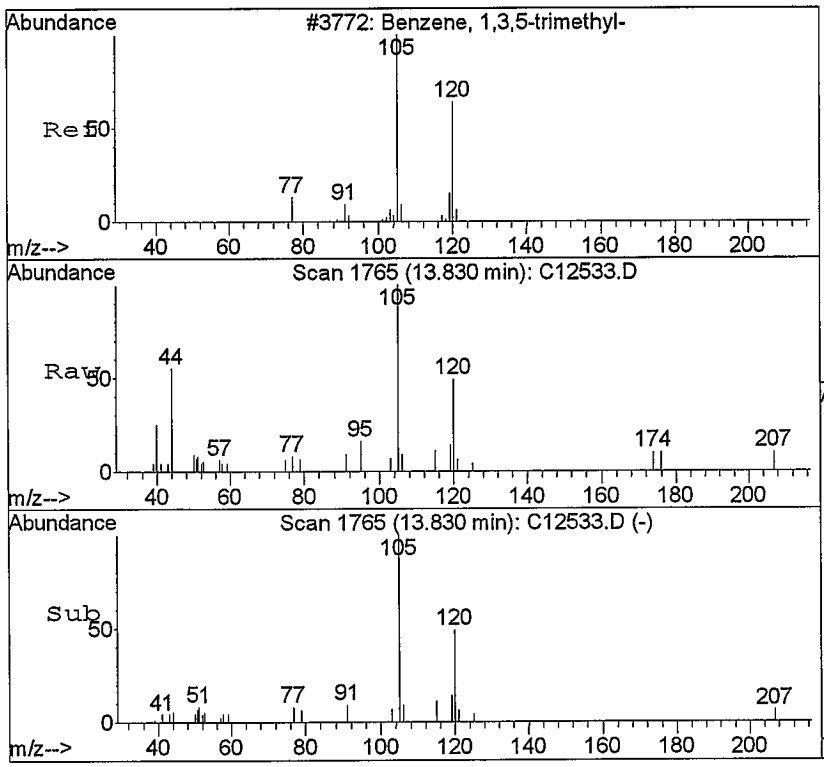

#79
1,3,5-Trimethylbenzene
Concen: 0.37 ppb
RT: 13.83 min Scan# 1765
Delta R.T. 0.01 min
Lab File: C12533.D
Acq: 9 Oct 2008 11:51

Tgt Ion:105 Resp: 29241

Ion	Ratio	Lower	Upper
105	100		
120	49.1	28.9	67.3

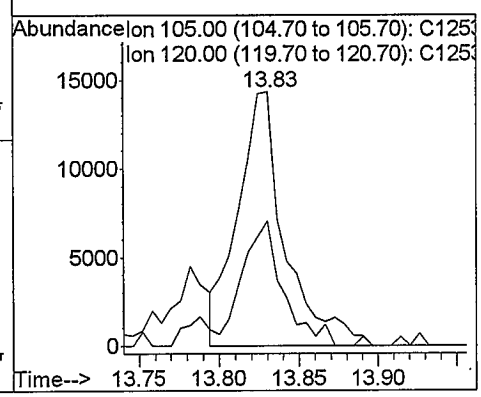

Library Search Compound Report

Data File : C:\HPCHEM\1\DATA\100908\C12533.D Vial: 11
Acq On : 9 Oct 2008 11:51 Operator: twk-sop525r12
Sample : 0910031-2 Inst : CSS Instr
Misc : 10mL water Multiplr: 1.00
MS Integration Params: ettics.p

Quant Method : C:\HPCHEM\1\METHODS\082208W.M (RTE Integrator)
Title : GC/MS Volatiles (S.O.P. 525)
Library : C:\DATABASE\NBS75K.L

****

Peak Number 1 Cyclohexane, methyl- Concentration Rank 3

R.T.	EstConc	Area	Relative to ISTD	R.T.
9.94	1.05 ppb	159333	Fluorobenzene	9.37

Hit# of 5	Tentative ID	MW	MolForm	CAS#	Qual
1	Cyclohexane, methyl-	98	C7H14	000108-87-2	70
2	1,4-Pentadien-3-ol	84	C5H8O	000922-65-6	47
3	2,4-Azetidinedione, 3,3-diethyl-1-m	155	C8H13NO2	069315-91-9	47
4	1H-Pyrazole, 4,5-dihydro-4,5-dimeth	98	C5H10N2	028019-94-5	43

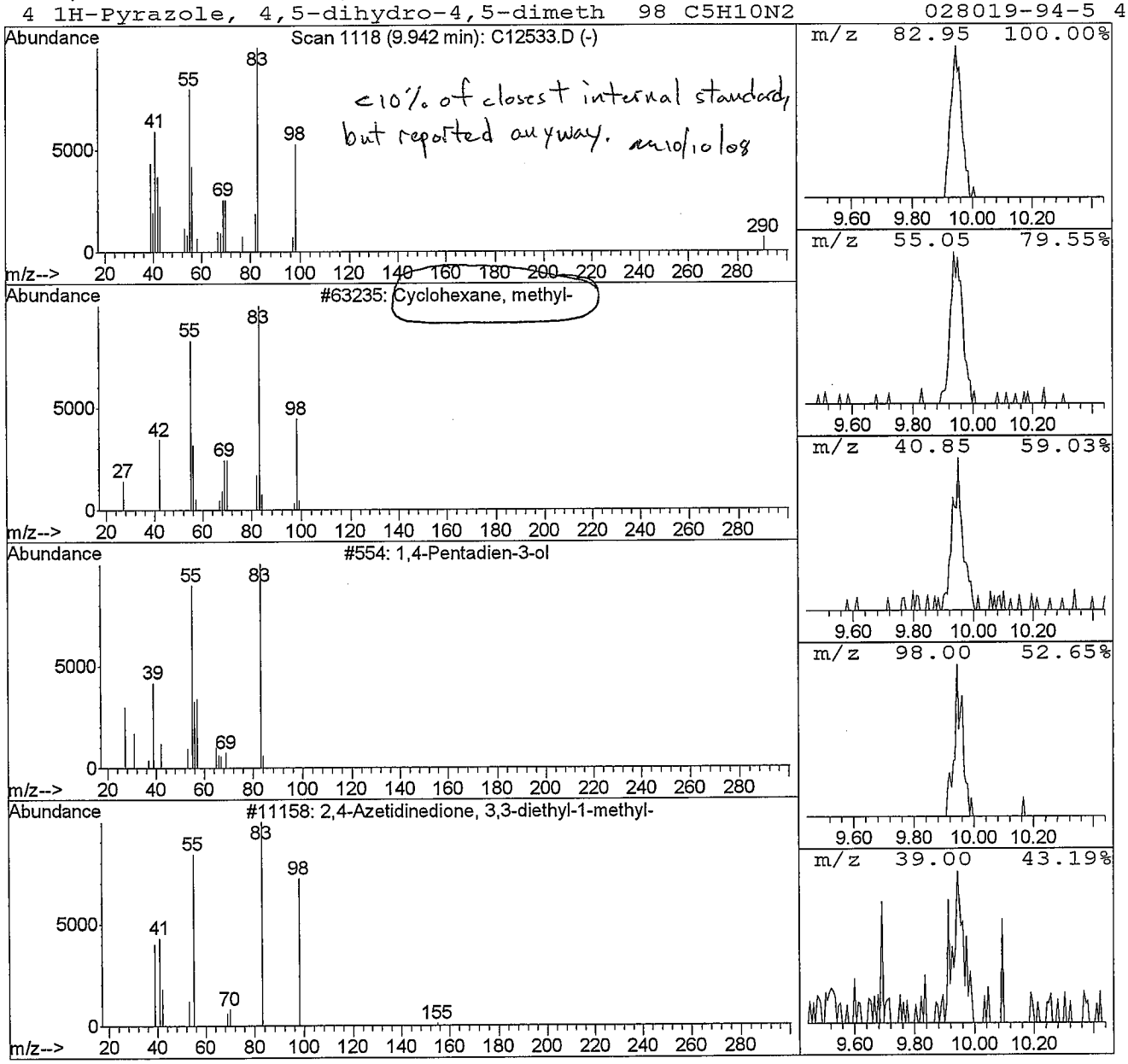

<10% of closest internal standard, but reported anyway. 10/10/08

Quantitation Report (Not Reviewed)

Data File : C:\HPCHEM\1\DATA\100608\B53577.D Vial: 7
Acq On : 6 Oct 2008 15:59 Operator: sdw-sop525r12
Sample : VL081006-2MB Inst : CSS Instr
Misc : 5g htd soil Multiplr: 1.00
MS Integration Params: rteint.p
Quant Time: Oct 6 16:19 2008 Quant Results File: 080508S.RES

Quant Method : C:\HPCHEM\1\METHODS\080508S.M (RTE Integrator)
Title : GC/MS Volatiles (S.O.P. 525)
Last Update : Mon Aug 25 12:23:04 2008
Response via : Initial Calibration
DataAcq Meth : 080508S

Internal Standards	R.T.	QIon	Response	Conc Units	Dev(Min)
1) fluorobenzene	10.16	96	1277199	50.00 ppb	0.00
53) chlorobenzene-d5	12.86	117	940911	50.00 ppb	0.00
74) 1,4-dichlorobenzene-d4	14.63	152	345452	50.00 ppb	-0.01
System Monitoring Compounds					
34) dibromofluoromethane	9.32	113	391285	48.45 ppb	-0.01
Spiked Amount 50.000	Range 61 - 134		Recovery = 96.90%		
39) 1,2-dichloroethane-d4	9.89	65	322800	47.46 ppb	-0.01
Spiked Amount 50.000	Range 52 - 149		Recovery = 94.92%		
54) toluene-d8	11.56	100	761606	50.67 ppb	-0.01
Spiked Amount 50.000	Range 57 - 135		Recovery = 101.34%		
73) 4-bromofluorobenzene	13.77	174	270531	49.40 ppb	-0.01
Spiked Amount 50.000	Range 52 - 151		Recovery = 98.80%		
Target Compounds					Qvalue
21) acrylonitrile	8.30	53	1809	Below Cal #	87

All cmpl

SW 10/6/08

(#) = qualifier out of range (m) = manual integration
B53577.D 080508S.M Mon Oct 06 16:19:53 2008

Quantitation Report

Data File : C:\HPCHEM\1\DATA\100608\B53577.D
Acq On : 6 Oct 2008 15:59
Sample : VL081006-2MB
Misc : 5g htd soil
MS Integration Params: rteint.p
Quant Time: Oct 6 16:19 2008

Vial: 7
Operator: sdw-sop525r12
Inst : CSS Instr
Multiplr: 1.00
Quant Results File: 080508S.RES

Method : C:\HPCHEM\1\METHODS\080508S.M (RTE Integrator)
Title : GC/MS Volatiles (S.O.P. 525)
Last Update : Mon Aug 25 12:23:04 2008
Response via : Initial Calibration



Tentatively Identified Compound (LSC) summary

Operator ID: sdw-sop525r12 Date Acquired: 6 Oct 2008 15:59
Data File: C:\HPCHEM\1\DATA\100608\B53577.D
Name: VL081006-2MB
Misc: 5g htd soil
Method: C:\HPCHEM\1\METHODS\080508S.M (RTE Integrator)
Title: GC/MS Volatiles (S.O.P. 525)
Library Searched: C:\DATABASE\NBS75K.L

TIC Top Hit name	RT	EstConc	Units	Area	IntStd	ISRT	ISArea	ISConc

B53577.D 080508S.M Tue Oct 07 10:38:36 2008

Quantitation Report (Not Reviewed)

Data File : C:\HPCHEM\1\DATA\100608\B53591.D
Acq On : 6 Oct 2008 21:22
Sample : 0810031-3
Misc : 5g htd soil
MS Integration Params: rteint.p
Quant Time: Oct 7 9:57 2008

Vial: 21
Operator: sdw-sop525r12
Inst : CSS Instr
Multiplr: 1.00

Quant Results File: 080508S.RES

Quant Method : C:\HPCHEM\1\METHODS\080508S.M (RTE Integrator)
Title : GC/MS Volatiles (S.O.P. 525)
Last Update : Mon Aug 25 12:23:04 2008
Response via : Initial Calibration
DataAcq Meth : 080508S

Internal Standards	R.T.	QIon	Response	Conc	Units	Dev(Min)
1) fluorobenzene	10.15	96	1189068	50.00	ppb	0.00
53) chlorobenzene-d5	12.85	117	853516	50.00	ppb	0.00
74) 1,4-dichlorobenzene-d4	14.62	152	321613	50.00	ppb	-0.02

System Monitoring Compounds

34) dibromofluoromethane	9.31	113	388995	51.74	ppb	-0.02
Spiked Amount 50.000	Range 61 - 134		Recovery = 103.48%			
39) 1,2-dichloroethane-d4	9.89	65	309405	48.86	ppb	-0.02
Spiked Amount 50.000	Range 52 - 149		Recovery = 97.72%			
54) toluene-d8	11.56	100	732405	53.72	ppb	0.00
Spiked Amount 50.000	Range 57 - 135		Recovery = 107.44%			
73) 4-bromofluorobenzene	13.77	174	264434	53.24	ppb	0.00
Spiked Amount 50.000	Range 52 - 151		Recovery = 106.48%			

Target Compounds Qvalue

GMT 10/7/08

(#) = qualifier out of range (m) = manual integration
B53591.D 080508S.M Tue Oct 07 09:57:57 2008

Quantitation Report

Data File : C:\HPCHEM\1\DATA\100608\B53591.D
Acq On : 6 Oct 2008 21:22
Sample : 0810031-3
Misc : 5g htd soil
MS Integration Params: rteint.p
Quant Time: Oct 7 9:57 2008

Vial: 21
Operator: sdw-sop525r12
Inst : CSS Instr
Multiplr: 1.00

Quant Results File: 080508S.RES

Method : C:\HPCHEM\1\METHODS\080508S.M (RTE Integrator)
Title : GC/MS Volatiles (S.O.P. 525)
Last Update : Mon Aug 25 12:23:04 2008
Response via : Initial Calibration



Tentatively Identified Compound (LSC) summary

Operator ID: sdw-sop525r12 Date Acquired: 6 Oct 2008 21:22
Data File: C:\HPCHEM\1\DATA\100608\B53591.D
Name: 0810031-3
Misc: 5g htd soil
Method: C:\HPCHEM\1\METHODS\080508S.M (RTE Integrator)
Title: GC/MS Volatiles (S.O.P. 525)
Library Searched: C:\DATABASE\NBS75K.L

TIC Top Hit name	RT	EstConc	Units	Area	IntStd	ISRT	ISArea	ISConc

B53591.D 080508S.M Tue Oct 07 10:38:47 2008

Raw Data Quality Control Samples

Quantitation Report (Not Reviewed)

Data File : C:\HPCHEM\1\DATA\100908\C12526.D Vial: 4
Acq On : 9 Oct 2008 8:49 Operator: twk-sop525r12:
Sample : VL081009-3CCS Inst : CSS Instr
Misc : 10mL water - CCV/LCS Multiplr: 1.00
MS Integration Params: ettics.p
Quant Time: Oct 9 9:26 2008 Quant Results File: 082208W.RES

Quant Method : C:\HPCHEM\1\METHODS\082208W.M (RTE Integrator)
Title : GC/MS Volatiles (S.O.P. 525)
Last Update : Tue Oct 07 12:16:32 2008
Response via : Initial Calibration
DataAcq Meth : 082208W

Internal Standards	R.T.	QIon	Response	Conc	Units	Dev(Min)
1) Fluorobenzene	9.37	96	1938412	25.00	ppb	0.02
52) Chlorobenzene-d5	12.52	82	654461	25.00	ppb	0.02
72) 1,4-Dichlorobenzene-d4	14.53	152	536465	25.00	ppb	0.02
System Monitoring Compounds						
34) Dibromofluoromethane	8.56	113	700843	23.33	ppb	0.02
Spiked Amount 25.000	Range 80 - 124		Recovery = 93.32%			
38) 1,2-dichloroethane-d4	9.04	65	388120	20.50	ppb	0.02
Spiked Amount 25.000	Range 62 - 139		Recovery = 82.00%			
53) Toluene-d8	11.07	98	1817450	25.90	ppb	0.02
Spiked Amount 25.000	Range 81 - 119		Recovery = 103.60%			
73) 4-Bromofluorobenzene	13.56	95	581203	24.88	ppb	0.02
Spiked Amount 25.000	Range 78 - 129		Recovery = 99.52%			

Target Compounds						Qvalue
2) Dichlorodifluoromethane	3.42	85	531502	11.33	ppb	99
3) Chloromethane	3.74	50	555494	10.88	ppb	99
4) Vinyl chloride	3.92	62	391089	11.26	ppb	98
5) Bromomethane	4.47	96	241597	10.71	ppb	93
6) Chloroethane	4.61	64	157777	10.35	ppb	98
7) Trichlorofluoromethane	4.93	101	449329	10.25	ppb	97
8) Ethanol	5.18	45	28803	222.97	ppb	94
9) Acrolein	5.59	56	65946	79.02	ppb	81
10) 1,1,2-Trichloro-1,2,2-trif	5.61	101	334984	10.98	ppb	96
11) 1,1-Dichloroethene	5.68	96	274748	10.19	ppb	91
12) Acetone	5.79	58	26403	33.42	ppb	93
13) Iodomethane	5.95	142	561525	9.82	ppb	96
14) Carbon Disulfide	6.04	76	1018322	9.86	ppb	97
15) Allyl chloride	6.17	76	141062	9.02	ppb #	82
16) Acetonitrile	6.22	41	150119	82.35	ppb	97
17) Methylene chloride	6.36	84	270744	9.44	ppb	92
18) tert-Butanol	6.40	59	34526	45.04	ppb #	80
19) Methyl-t-butyl-ether	6.61	73	600962	16.98	ppb	93
20) trans-1,2-Dichloroethene	6.66	96	304060	10.51	ppb	94
21) Acrylonitrile	6.73	53	382369	88.47	ppb	96
22) Isopropyl ether	7.18	45	1066284	9.14	ppb #	95
23) Vinyl Acetate	7.17	43	326755	10.36	ppb #	90
24) 1,1-Dichloroethane	7.25	63	602563	9.66	ppb	98
25) Chloroprene	7.32	53	403562	9.58	ppb	94
26) Ethyl tert-butyl ether	7.64	59	557427	8.39	ppb	97
27) 2,2-Dichloropropane	7.97	77	377247	11.09	ppb	98
28) 2-Butanone	7.98	43	218286	34.44	ppb #	95
29) cis-1,2-Dichloroethene	7.98	96	317442	10.01	ppb	94
30) Propionitrile	8.14	54	127727	86.36	ppb #	87
31) Methacrylonitrile	8.30	67	35155	8.55	ppb	94
32) Bromochloromethane	8.31	128	127909	9.53	ppb	87
33) Chloroform	8.35	83	520144	9.71	ppb	99
35) 1,1,1-Trichloroethane	8.59	97	382561	9.81	ppb	98
36) Carbon tetrachloride	8.77	117	357988	10.22	ppb	98
37) 1,1-Dichloropropene	8.79	75	378949	9.87	ppb	95
39) Isobutyl alcohol	8.81	43	84430	181.57	ppb	92
40) tert-Amyl methyl ether	9.08	87	59344	7.85	ppb	90
41) Benzene	9.05	78	1056491	9.34	ppb	98
42) 1,2-Dichloroethane	9.13	62	217407	8.48	ppb	96
43) Trichloroethene	9.78	95	314637	9.99	ppb	96

(#) = qualifier out of range (m) = manual integration m 10/9/08

Quantitation Report (Not Reviewed)

Data File : C:\HPCHEM\1\DATA\100908\C12526.D
Acq On : 9 Oct 2008 8:49
Sample : VL081009-3CCS
Misc : 10mL water - CCV/LCS
MS Integration Params: ettics.p
Quant Time: Oct 9 9:26 2008

Vial: 4
Operator: twk-sop525r12:
Inst : CSS Instr
Multiplr: 1.00
Quant Results File: 082208W.RES

Quant Method : C:\HPCHEM\1\METHODS\082208W.M (RTE Integrator)
Title : GC/MS Volatiles (S.O.P. 525)
Last Update : Tue Oct 07 12:16:32 2008
Response via : Initial Calibration
DataAcq Meth : 082208W

	Compound	R.T.	QIon	Response	Conc	Unit		Qvalue
44)	1,2-Dichloropropane	10.08	63	310563	9.62	ppb		93
45)	Methyl methacrylate	10.09	69	55765	8.26	ppb	#	53
46)	1,4-Dioxane	10.20	88	15599	251.90	ppb	#	76
47)	Dibromomethane	10.23	93	148027	9.59	ppb		96
48)	Bromodichloromethane	10.35	83	289551	8.92	ppb		96
49)	2-Chloroethyl vinyl ether	10.62	63	92520	9.21	ppb		82
50)	cis-1,3-Dichloropropene	10.82	75	330725	9.28	ppb		98
51)	4-Methyl-2-Pentanone	10.93	43	483820	34.94	ppb		96
54)	Toluene	11.15	91	1014897	10.45	ppb		98
55)	Ethyl methacrylate	11.36	69	132499	8.64	ppb	#	96
56)	trans-1,3-Dichloropropene	11.39	75	234516	10.10	ppb		93
57)	1,1,2-Trichloroethane	11.58	83	127623	8.99	ppb		96
58)	Tetrachloroethene	11.68	164	232555	11.09	ppb		97
59)	2-Hexanone	11.76	58	152676	42.00	ppb		99
60)	1,3-Dichloropropane	11.77	76	225085	10.05	ppb		88
61)	Dibromochloromethane	11.98	129	212445	9.84	ppb		88
62)	1,2-Dibromoethane	12.13	107	163001	9.59	ppb		98
63)	1-Chlorohexane	12.43	91	381670	10.74	ppb		95
64)	Chlorobenzene	12.55	112	597325	9.35	ppb		97
65)	Ethylbenzene	12.58	91	1055698	10.14	ppb		97
66)	1,1,1,2-Tetrachloroethane	12.61	131	203228	9.87	ppb		95
67)	m,p-Xylene	12.69	106	803250	21.27	ppb		96
68)	o-Xylene	13.06	106	426765	11.03	ppb		95
69)	Styrene	13.07	104	583756	10.72	ppb		97
70)	Bromoform	13.31	173	101183	9.47	ppb		96
71)	Isopropylbenzene	13.35	105	916519	9.91	ppb		99
74)	1,1,2,2-Tetrachloroethane	13.66	83	165633	9.42	ppb	#	90
75)	trans-1,4-Dichloro-2-buten	13.71	53	32432	8.23	ppb	#	58
76)	n-Propylbenzene	13.71	91	1334467	10.60	ppb		100
77)	1,2,3-Trichloropropane	13.72	110	27916	8.97	ppb		76
78)	Bromobenzene	13.71	156	239459	10.21	ppb		96
79)	1,3,5-Trimethylbenzene	13.84	105	844168	10.32	ppb		95
80)	2-Chlorotoluene	13.84	126	256075	10.23	ppb		89
81)	4-Chlorotoluene	13.93	126	236311	10.18	ppb		93
82)	tert-Butylbenzene	14.12	134	122885	9.80	ppb		84
83)	1,2,4-Trimethylbenzene	14.16	105	772362	9.99	ppb		98
84)	sec-Butylbenzene	14.29	105	1073441	10.03	ppb		98
85)	p-Isopropyltoluene	14.39	119	830196	10.04	ppb		98
86)	1,3-Dichlorobenzene	14.48	146	411034	9.49	ppb		94
87)	1,4-Dichlorobenzene	14.55	146	395098	9.69	ppb		96
88)	n-Butylbenzene	14.74	91	902373	10.71	ppb		99
89)	1,2-Dichlorobenzene	14.88	146	343569	9.36	ppb		97
90)	Hexachloroethane	15.08	201	146165	10.03	ppb		97
91)	1,2-Dibromo-3-chloropropan	15.57	157	17648	8.83	ppb	#	77
92)	1,2,4-Trichlorobenzene	16.33	180	238294	10.48	ppb		98
93)	Hexachlorobutadiene	16.40	225	152401	10.09	ppb		95
94)	Naphthalene	16.63	128	250518	9.68	ppb		100
95)	1,2,3-Trichlorobenzene	16.89	180	161984	9.14	ppb		95

(#) = qualifier out of range (m) = manual integration

Quantitation Report

Data File : C:\HPCHEM\1\DATA\100908\C12526.D
Acq On : 9 Oct 2008 8:49
Sample : VL081009-3CCS
Misc : 10mL water - CCV/LCS
MS Integration Params: ettics.p
Quant Time: Oct 9 9:26 2008

Vial: 4
Operator: twk-sop525r12:
Inst : CSS Instr
Multiplr: 1.00
Quant Results File: 082208W.RES

Method : C:\HPCHEM\1\METHODS\082208W.M (RTE Integrator)
Title : GC/MS Volatiles (S.O.P. 525)
Last Update : Tue Oct 07 12:16:32 2008
Response via : Initial Calibration

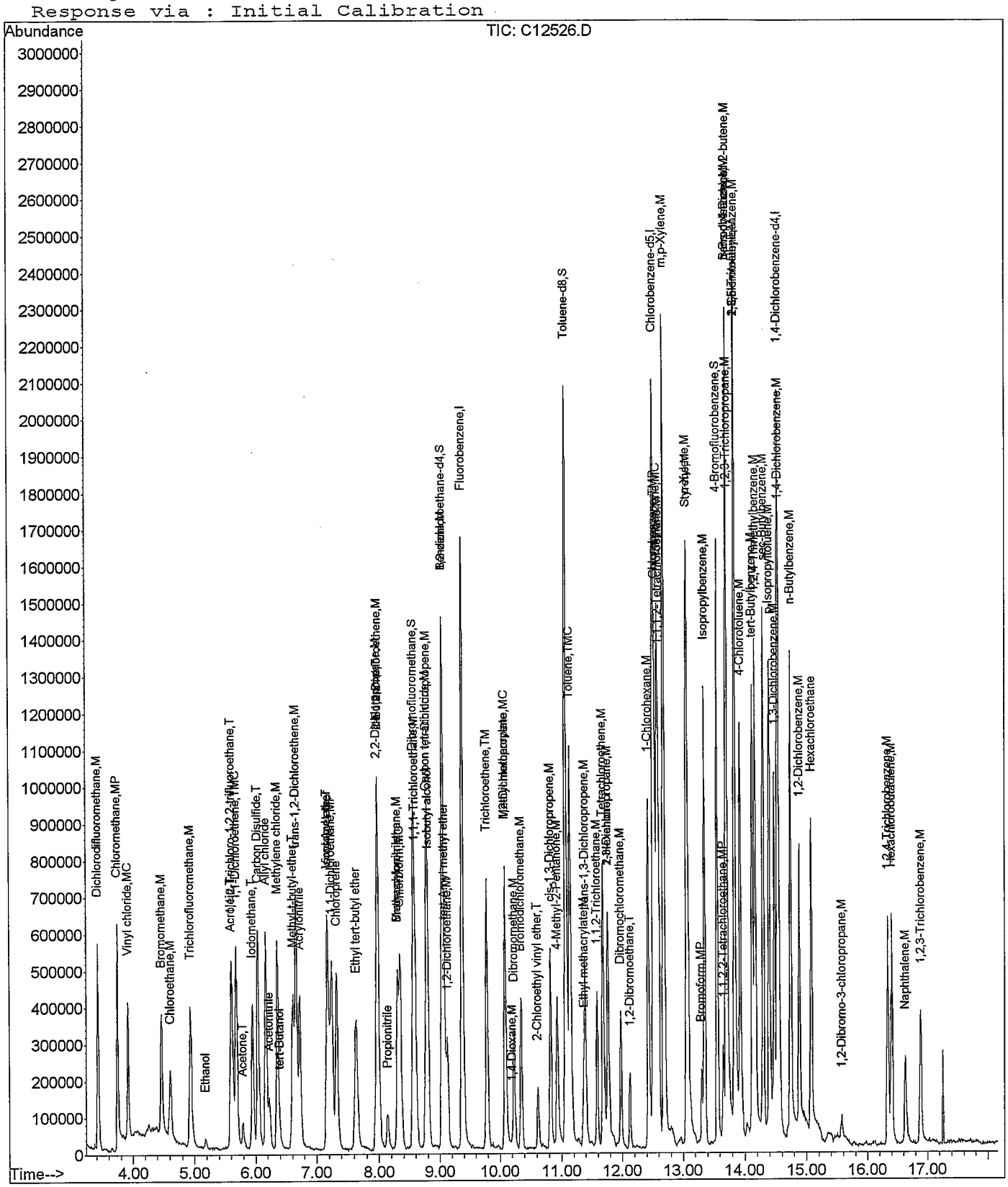

Quantitation Report (Not Reviewed)

Data File : C:\HPCHEM\1\DATA\100908\C12527.D
Acq On : 9 Oct 2008 9:12
Sample : VL081009-3LCSD
Misc : 10mL water
MS Integration Params: ettics.p
Quant Time: Oct 9 9:58 2008

Vial: 5
Operator: twk-sop525r12:
Inst : CSS Instr
Multiplr: 1.00
Quant Results File: 082208W.RES

Quant Method : C:\HPCHEM\1\METHODS\082208W.M (RTE Integrator)
Title : GC/MS Volatiles (S.O.P. 525)
Last Update : Thu Oct 09 09:29:13 2008
Response via : Initial Calibration
DataAcq Meth : 082208W

Internal Standards	R.T.	QIon	Response	Conc	Units	Dev(Min)
1) Fluorobenzene	9.36	96	1927092	25.00	ppb	-0.01
52) Chlorobenzene-d5	12.50	82	750384	25.00	ppb	-0.01
72) 1,4-Dichlorobenzene-d4	14.51	152	587639	25.00	ppb	-0.02
System Monitoring Compounds						
34) Dibromofluoromethane	8.56	113	747688	25.04	ppb	0.00
Spiked Amount 25.000	Range 80 - 124		Recovery = 100.16%			
38) 1,2-dichloroethane-d4	9.02	65	446429	23.71	ppb	-0.01
Spiked Amount 25.000	Range 62 - 139		Recovery = 94.84%			
53) Toluene-d8	11.06	98	1809372	22.49	ppb	-0.01
Spiked Amount 25.000	Range 81 - 119		Recovery = 89.96%			
73) 4-Bromofluorobenzene	13.54	95	621868	24.30	ppb	-0.01
Spiked Amount 25.000	Range 78 - 129		Recovery = 97.20%			

Target Compounds							Qvalue
2) Dichlorodifluoromethane	3.42	85	465317	9.98	ppb		96
3) Chloromethane	3.74	50	527207	10.39	ppb		99
4) Vinyl chloride	3.92	62	361061	10.45	ppb		98
5) Bromomethane	4.46	96	231115	10.31	ppb		98
6) Chloroethane	4.61	64	133888	8.84	ppb		99
7) Trichlorofluoromethane	4.93	101	483133	11.08	ppb		91
8) Ethanol	5.18	45	31180	242.79	ppb	#	76
9) Acrolein	5.59	56	82172	97.78	ppb		87
10) 1,1,2-Trichloro-1,2,2-trif	5.60	101	312885	10.32	ppb		96
11) 1,1-Dichloroethene	5.68	96	254973	9.51	ppb		97
12) Acetone	5.78	58	33622	42.81	ppb		85
13) Iodomethane	5.94	142	573124	10.09	ppb		90
14) Carbon Disulfide	6.03	76	981656	9.56	ppb		99
15) Allyl chloride	6.17	76	145416	9.35	ppb	#	66
16) Acetonitrile	6.22	41	174072	96.05	ppb	#	94
17) Methylene chloride	6.36	84	278529	9.77	ppb		97
18) tert-Butanol	6.39	59	41306	54.20	ppb	#	90
19) Methyl-t-butyl-ether	6.61	73	651913	18.53	ppb		93
20) trans-1,2-Dichloroethene	6.66	96	276854	9.63	ppb		96
21) Acrylonitrile	6.72	53	441721	102.80	ppb		98
22) Isopropyl ether	7.17	45	1144797	9.87	ppb		99
23) Vinyl Acetate	7.17	43	344073	11.01	ppb	#	100
24) 1,1-Dichloroethane	7.25	63	612488	9.88	ppb		98
25) Chloroprene	7.32	53	398585	9.51	ppb		96
26) Ethyl tert-butyl ether	7.62	59	585824	8.87	ppb		98
27) 2,2-Dichloropropane	7.95	77	359576	10.63	ppb		99
28) 2-Butanone	7.97	43	245301	38.93	ppb	#	97
29) cis-1,2-Dichloroethene	7.98	96	304805	9.67	ppb		96
30) Propionitrile	8.13	54	145856	99.19	ppb	#	91
31) Methacrylonitrile	8.29	67	41103	10.05	ppb	#	78
32) Bromochloromethane	8.30	128	142668	10.69	ppb		85
33) Chloroform	8.33	83	556880	10.46	ppb		96
35) 1,1,1-Trichloroethane	8.59	97	385757	9.95	ppb		98
36) Carbon tetrachloride	8.76	117	344187	9.89	ppb		98
37) 1,1-Dichloropropene	8.78	75	385656	10.11	ppb		98
39) Isobutyl alcohol	8.80	43	95617	206.84	ppb	#	96
40) tert-Amyl methyl ether	9.07	87	69353	9.23	ppb		87
41) Benzene	9.04	78	1105870	9.84	ppb		98
42) 1,2-Dichloroethane	9.11	62	261062	10.24	ppb		97
43) Trichloroethene	9.77	95	328500	10.49	ppb		95

(#) = qualifier out of range (m) = manual integration

m 10/9/08

Quantitation Report (Not Reviewed)

Data File : C:\HPCHEM\1\DATA\100908\C12527.D
Acq On : 9 Oct 2008 9:12
Sample : VL081009-3LCSD
Misc : 10mL water
MS Integration Params: ettics.p
Quant Time: Oct 9 9:58 2008

Vial: 5
Operator: twk-sop525r12:
Inst : CSS Instr
Multiplr: 1.00
Quant Results File: 082208W.RES

Quant Method : C:\HPCHEM\1\METHODS\082208W.M (RTE Integrator)
Title : GC/MS Volatiles (S.O.P. 525)
Last Update : Thu Oct 09 09:29:13 2008
Response via : Initial Calibration
DataAcq Meth : 082208W

	Compound	R.T.	QIon	Response	Conc	Unit		Qvalue
44)	1,2-Dichloropropane	10.07	63	308478	9.62	ppb	#	96
45)	Methyl methacrylate	10.08	69	69376	10.34	ppb		92
46)	1,4-Dioxane	10.17	88	15867	257.73	ppb	#	81
47)	Dibromomethane	10.21	93	146662	9.56	ppb		96
48)	Bromodichloromethane	10.33	83	309138	9.58	ppb		99
49)	2-Chloroethyl vinyl ether	10.61	63	103722	10.38	ppb		89
50)	cis-1,3-Dichloropropene	10.81	75	368344	10.40	ppb		97
51)	4-Methyl-2-Pentanone	10.92	43	550358	39.98	ppb	#	98
54)	Toluene	11.13	91	980372	8.81	ppb		98
55)	Ethyl methacrylate	11.35	69	144588	8.22	ppb	#	93
56)	trans-1,3-Dichloropropene	11.37	75	249283	9.37	ppb		97
57)	1,1,2-Trichloroethane	11.57	83	155609	9.56	ppb		97
58)	Tetrachloroethene	11.67	164	208789	8.68	ppb		97
59)	2-Hexanone	11.75	58	172002	41.27	ppb		85
60)	1,3-Dichloropropane	11.75	76	244329	9.52	ppb		97
61)	Dibromochloromethane	11.96	129	221090	8.93	ppb		91
62)	1,2-Dibromoethane	12.11	107	181350	9.31	ppb		92
63)	1-Chlorohexane	12.42	91	335063	8.22	ppb		98
64)	Chlorobenzene	12.53	112	661040	9.03	ppb		98
65)	Ethylbenzene	12.57	91	1059213	8.87	ppb		98
66)	1,1,1,2-Tetrachloroethane	12.59	131	209453	8.88	ppb		98
67)	m,p-Xylene	12.67	106	749925	17.32	ppb		94
68)	o-Xylene	13.04	106	416448	9.39	ppb		100
69)	Styrene	13.06	104	607929	9.74	ppb		94
70)	Bromoform	13.29	173	115166	9.40	ppb		88
71)	Isopropylbenzene	13.34	105	949774	8.95	ppb		99
74)	1,1,2,2-Tetrachloroethane	13.64	83	184327	9.57	ppb		93
75)	trans-1,4-Dichloro-2-buten	13.69	53	37768	8.74	ppb	#	76
76)	n-Propylbenzene	13.69	91	1291245	9.37	ppb		97
77)	1,2,3-Trichloropropane	13.71	110	30246	8.88	ppb		86
78)	Bromobenzene	13.70	156	248917	9.69	ppb		89
79)	1,3,5-Trimethylbenzene	13.82	105	792144	8.84	ppb		96
80)	2-Chlorotoluene	13.83	126	239343	8.73	ppb		89
81)	4-Chlorotoluene	13.92	126	230739	9.07	ppb		99
82)	tert-Butylbenzene	14.11	134	127523	9.29	ppb		97
83)	1,2,4-Trimethylbenzene	14.15	105	801292	9.47	ppb		94
84)	sec-Butylbenzene	14.28	105	1096785	9.35	ppb		100
85)	p-Isopropyltoluene	14.38	119	880571	9.73	ppb		98
86)	1,3-Dichlorobenzene	14.46	146	439291	9.26	ppb		98
87)	1,4-Dichlorobenzene	14.53	146	417153	9.34	ppb		97
88)	n-Butylbenzene	14.72	91	931465	10.10	ppb		98
89)	1,2-Dichlorobenzene	14.87	146	387280	9.64	ppb		95
90)	Hexachloroethane	15.06	201	148490	9.30	ppb		92
91)	1,2-Dibromo-3-chloropropan	15.56	157	20535	9.38	ppb		93
92)	1,2,4-Trichlorobenzene	16.32	180	244902	9.83	ppb		99
93)	Hexachlorobutadiene	16.39	225	155027	9.37	ppb		95
94)	Naphthalene	16.61	128	286380	10.10	ppb		100
95)	1,2,3-Trichlorobenzene	16.87	180	183069	9.43	ppb		98

(#) = qualifier out of range (m) = manual integration

Quantitation Report

Data File : C:\HPCHEM\1\DATA\100908\C12527.D
Acq On : 9 Oct 2008 9:12
Sample : VL081009-3LCSD
Misc : 10mL water
MS Integration Params: ettics.p
Quant Time: Oct 9 9:58 2008

Vial: 5
Operator: twk-sop525r12:
Inst : CSS Instr
Multiplr: 1.00

Quant Results File: 082208W.RES

Method : C:\HPCHEM\1\METHODS\082208W.M (RTE Integrator)
Title : GC/MS Volatiles (S.O.P. 525)
Last Update : Thu Oct 09 09:29:13 2008
Response via : Initial Calibration

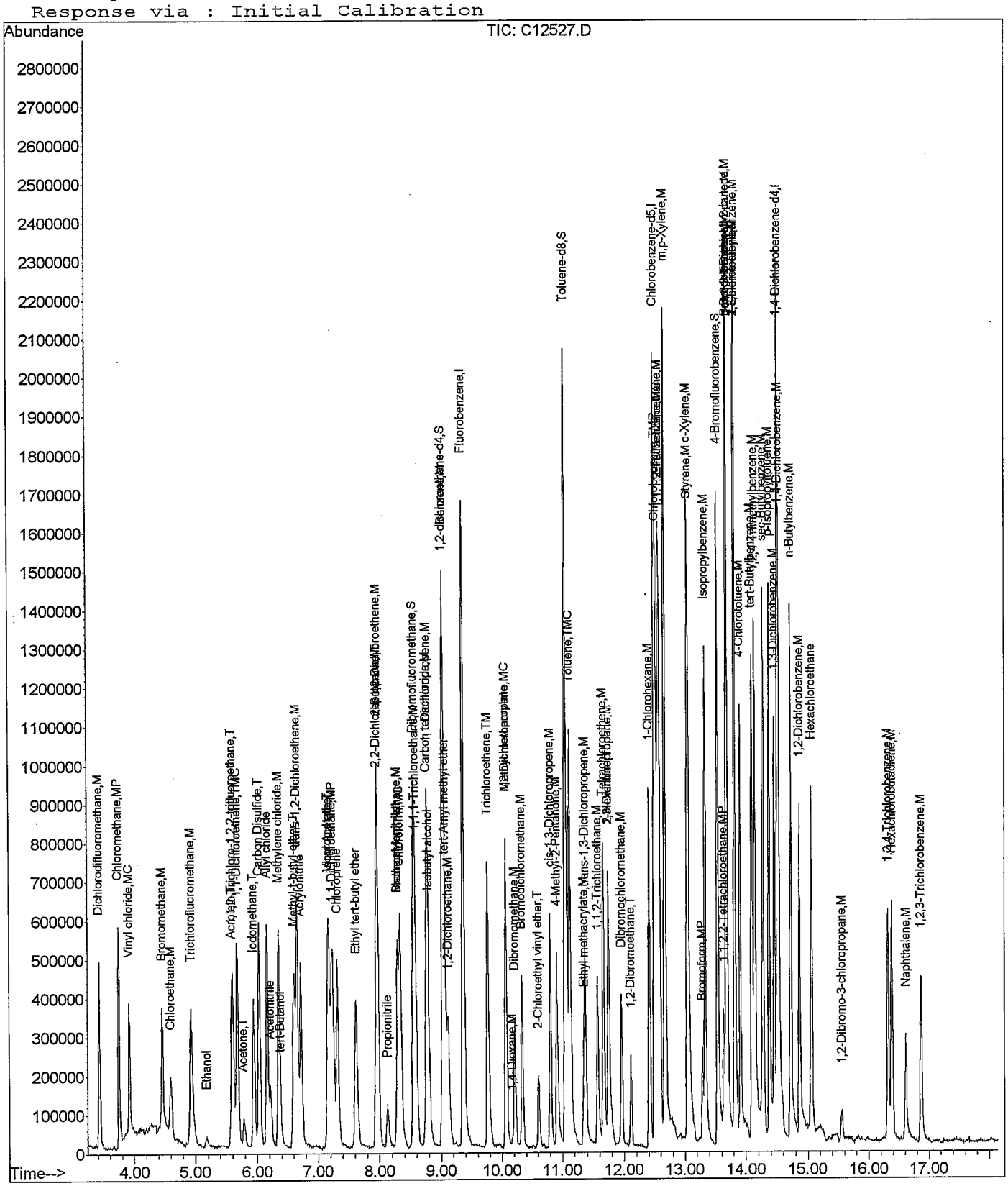

Quantitation Report (Not Reviewed)

Data File : C:\HPCHEM\1\DATA\100608\B53574.D Vial: 4
Acq On : 6 Oct 2008 14:50 Operator: sdw-sop525r12
Sample : VL081006-2LCS Inst : CSS Instr
Misc : 5g htd soil Multiplr: 1.00
MS Integration Params: rteint.p
Quant Time: Oct 6 15:16 2008 Quant Results File: 080508S.RES

Quant Method : C:\HPCHEM\1\METHODS\080508S.M (RTE Integrator)
Title : GC/MS Volatiles (S.O.P. 525)
Last Update : Mon Aug 25 12:23:04 2008
Response via : Initial Calibration
DataAcq Meth : 080508S

Internal Standards	R.T.	QIon	Response	Conc	Units	Dev(Min)
1) fluorobenzene	10.16	96	1382013	50.00	ppb	0.00
53) chlorobenzene-d5	12.86	117	1081004	50.00	ppb	0.00
74) 1,4-dichlorobenzene-d4	14.63	152	403873	50.00	ppb	0.00
System Monitoring Compounds						
34) dibromofluoromethane	9.32	113	455730	52.15	ppb	0.00
Spiked Amount 50.000	Range 61 - 134		Recovery = 104.30%			
39) 1,2-dichloroethane-d4	9.90	65	373617	50.76	ppb	0.00
Spiked Amount 50.000	Range 52 - 149		Recovery = 101.52%			
54) toluene-d8	11.56	100	848854	49.16	ppb	0.00
Spiked Amount 50.000	Range 57 - 135		Recovery = 98.32%			
73) 4-bromofluorobenzene	13.77	174	314068	49.92	ppb	0.00
Spiked Amount 50.000	Range 52 - 151		Recovery = 99.84%			
Target Compounds						Qvalue
2) dichlorodifluoromethane	4.45	85	446474	39.96	ppb	99
3) chloromethane	4.78	50	661366	44.90	ppb	99
4) vinyl chloride	4.96	62	350713	42.34	ppb	97
5) bromomethane	5.50	96	217330	42.70	ppb	94
6) chloroethane	5.69	64	303144	48.53	ppb	95
7) trichlorofluoromethane	5.93	101	499143	43.38	ppb	100
8) ethanol	6.39	45	87892	751.98	ppb	99
9) acrolein	7.02	56	454307	396.89	ppb	99
10) 1,1,2-trichloro-1,2,2-trif	6.66	101	362381	44.58	ppb	98
11) 1,1-dichloroethene	6.64	96	316143	41.56	ppb	99
12) acetone	7.36	58	118761	185.50	ppb	96
13) iodomethane	6.87	142	571445	39.75	ppb	95
14) carbon disulfide	6.75	76	1099893	38.09	ppb	98
15) allyl chloride	7.21	76	169920	39.52	ppb	91
16) acetonitrile	7.95	41	330711	386.77	ppb	99
17) methylene chloride	7.33	84	369347	38.86	ppb	98
18) tert-butanol	7.62	59	193672	202.06	ppb	95
19) methyl-t-butyl-ether	7.62	73	1539804	81.13	ppb	99
20) trans-1,2-dichloroethene	7.53	96	344857	40.29	ppb	99
21) acrylonitrile	8.30	53	1162588	428.98	ppb	98
22) isopropyl ether	8.01	45	1178630	38.81	ppb	99
23) vinyl acetate	8.46	43	611365	37.70	ppb	100
24) 1,1-dichloroethane	8.26	63	638089	40.92	ppb	98
25) chloroprene	8.23	53	467395	38.74	ppb	98
26) 2-butanone	9.42	43	688414	174.50	ppb	99
27) ethyl tert-butyl ether	8.45	59	977587	39.91	ppb	99
28) 2,2-dichloropropane	9.02	77	413019	40.40	ppb	95
29) cis-1,2-dichloroethene	8.87	96	396241	41.85	ppb	94
30) propionitrile	9.76	54	405881	392.96	ppb	92
31) methacrylonitrile	9.78	41	494467	38.42	ppb	97
32) bromochloromethane	9.09	128	190477	41.13	ppb	97
33) chloroform	9.12	83	592758	38.62	ppb	99
35) 1,1,1-trichloroethane	9.41	97	464578	38.76	ppb	99
36) carbon tetrachloride	9.35	117	409456	38.96	ppb	100
37) 1,1-dichloropropene	9.52	75	423337	40.19	ppb	98
38) isobutyl alcohol	9.79	43	570425	750.28	ppb	94
40) tert-amyl methyl ether	9.82	73	775048	39.09	ppb	99
41) benzene	9.78	78	1222794	39.28	ppb	99
42) 1,2-dichloroethane	9.97	62	415200	40.26	ppb	98
43) trichloroethene	10.32	95	339657	39.67	ppb	99

(#) = qualifier out of range (m) = manual integration

GMW 10/7/08

Quantitation Report (Not Reviewed)

Data File : C:\HPCHEM\1\DATA\100608\B53574.D Vial: 4
Acq On : 6 Oct 2008 14:50 Operator: sdw-sop525r12
Sample : VL081006-2LCS Inst : CSS Instr
Misc : 5g htd soil Multiplr: 1.00
MS Integration Params: rteint.p
Quant Time: Oct 6 15:16 2008 Quant Results File: 080508S.RES

Quant Method : C:\HPCHEM\1\METHODS\080508S.M (RTE Integrator)
Title : GC/MS Volatiles (S.O.P. 525)
Last Update : Mon Aug 25 12:23:04 2008
Response via : Initial Calibration
DataAcq Meth : 080508S

	Compound	R.T.	QIon	Response	Conc Unit	Qvalue
44)	1,2-dichloropropane	10.82	63	356757	40.92 ppb	99
45)	methyl methacrylate	10.90	69	189102	40.91 ppb	99
46)	1,4-dioxane	11.00	88	57817	746.33 ppb	98
47)	dibromomethane	10.73	93	253425	44.02 ppb	95
48)	bromodichloromethane	10.83	83	457346	39.26 ppb	100
49)	2-chloroethyl vinyl ether	11.29	63	191701	44.77 ppb	98
51)	cis-1,3-dichloropropene	11.39	75	552470	42.36 ppb	94
52)	4-methyl-2-pentanone	11.88	43	1432925	180.77 ppb	99
55)	toluene	11.61	91	1235402	39.92 ppb	98
56)	ethyl methacrylate	11.98	69	360721	38.10 ppb	99
57)	trans-1,3-dichloropropene	11.93	75	473523	39.16 ppb	98
58)	1,1,2-trichloroethane	12.07	83	254305	39.57 ppb	98
59)	tetrachloroethene	11.96	164	195689	37.02 ppb	98
60)	2-hexanone	12.55	43	1019146	168.67 ppb	100
61)	1,3-dichloropropane	12.32	76	470105	39.07 ppb	98
62)	dibromochloromethane	12.24	129	382425	44.32 ppb	99
63)	1,2-dibromoethane	12.48	107	346175	41.80 ppb	97
64)	1-chlorohexane	12.79	91	409272	37.32 ppb	99
65)	chlorobenzene	12.87	112	815194	38.33 ppb	97
66)	ethylbenzene	12.85	91	1319314	38.85 ppb	98
67)	1,1,1,2-tetrachloroethane	12.90	131	283992	38.50 ppb	99
68)	m,p-xylene	12.96	106	1022307	78.41 ppb	91
69)	o-xylene	13.30	106	527231	39.83 ppb	93
70)	styrene	13.33	104	844046	35.88 ppb	97
71)	bromoform	13.40	173	211066	37.84 ppb	98
72)	isopropylbenzene	13.52	105	1238585	38.11 ppb	99
75)	1,1,2,2-tetrachloroethane	13.87	83	403489	46.68 ppb	98
76)	n-propylbenzene	13.84	91	1594784	42.20 ppb	95
77)	trans-1,4-dichloro-2-buten	14.00	53	90466	45.24 ppb	96
78)	1,2,3-trichloropropane	14.01	110	107827	45.02 ppb	76
79)	bromobenzene	13.88	156	290553	40.58 ppb	97
80)	1,3,5-trimethylbenzene	13.96	105	1050240	42.33 ppb	100
81)	2-chlorotoluene	13.99	126	306939	42.61 ppb	97
82)	4-chlorotoluene	14.11	126	296854	41.75 ppb	98
83)	tert-butylbenzene	14.23	134	184139	42.36 ppb	80
84)	1,2,4-trimethylbenzene	14.27	105	1043245	43.04 ppb	96
85)	sec-butylbenzene	14.36	105	1389045	41.65 ppb	100
86)	p-isopropyltoluene	14.45	119	1062214	40.85 ppb	96
87)	1,3-dichlorobenzene	14.59	146	514229	41.33 ppb	98
88)	1,4-dichlorobenzene	14.65	146	494389	39.67 ppb	96
89)	n-butylbenzene	14.78	91	1052679	41.55 ppb	98
90)	1,2-dichlorobenzene	15.01	146	493204	42.59 ppb	98
91)	hexachloroethane	15.00	201	144357	40.92 ppb	93
92)	1,2-dibromo-3-chloropropan	15.69	157	59273	43.67 ppb	95
93)	1,2,4-trichlorobenzene	16.34	180	299228	42.00 ppb	97
94)	hexachlorobutadiene	16.26	225	160365	37.88 ppb	99
95)	naphthalene	16.71	128	738661	42.49 ppb	100
96)	1,2,3-trichlorobenzene	16.93	180	251856	39.57 ppb	97

(#) = qualifier out of range (m) = manual integration

Quantitation Report

Data File : C:\HPCHEM\1\DATA\100608\B53574.D Vial: 4
Acq On : 6 Oct 2008 14:50 Operator: sdw-sop525r12
Sample : VL081006-2LCS Inst : CSS Instr
Misc : 5g htd soil Multiplr: 1.00
MS Integration Params: rteint.p
Quant Time: Oct 6 15:16 2008 Quant Results File: 080508S.RES

Method : C:\HPCHEM\1\METHODS\080508S.M (RTE Integrator)
Title : GC/MS Volatiles (S.O.P. 525)
Last Update : Mon Aug 25 12:23:04 2008
Response via : Initial Calibration

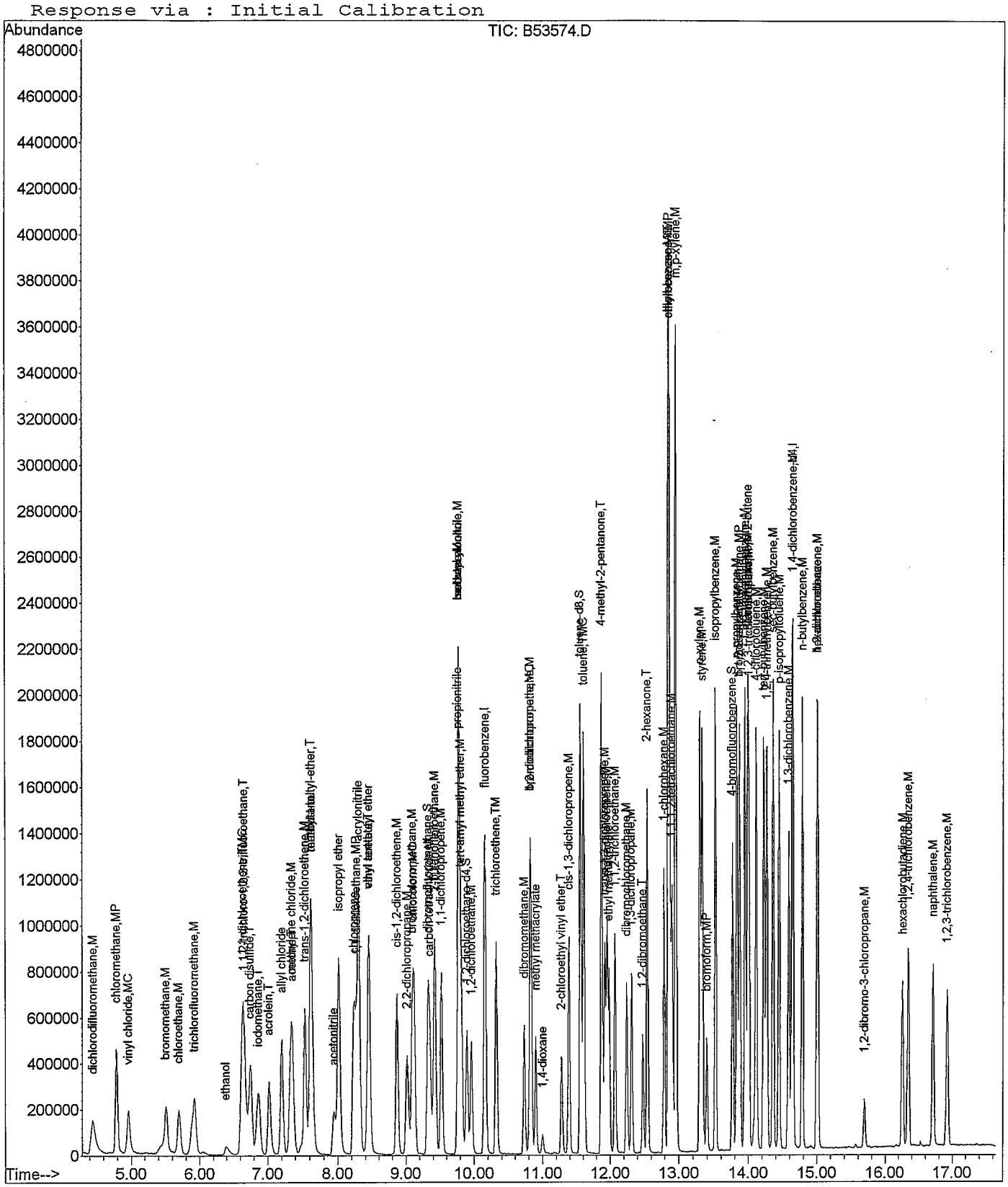

Quantitation Report (Not Reviewed)

Data File : C:\HPCHEM\1\DATA\100608\B53575.D Vial: 5
Acq On : 6 Oct 2008 15:13 Operator: sdw-sop525r12
Sample : VL081006-2LCSD Inst : CSS Instr
Misc : 5g htd soil Multiplr: 1.00
MS Integration Params: rteint.p
Quant Time: Oct 6 15:31 2008 Quant Results File: 080508S.RES

Quant Method : C:\HPCHEM\1\METHODS\080508S.M (RTE Integrator)
Title : GC/MS Volatiles (S.O.P. 525)
Last Update : Mon Aug 25 12:23:04 2008
Response via : Initial Calibration
DataAcq Meth : 080508S

Internal Standards	R.T.	QIon	Response	Conc Units	Dev(Min)
1) fluorobenzene	10.16	96	1381328	50.00 ppb	0.00
53) chlorobenzene-d5	12.86	117	1055348	50.00 ppb	0.00
74) 1,4-dichlorobenzene-d4	14.64	152	403251	50.00 ppb	0.00
System Monitoring Compounds					
34) dibromofluoromethane	9.32	113	449529	51.47 ppb	-0.01
Spiked Amount 50.000	Range 61 - 134		Recovery = 102.94%		
39) 1,2-dichloroethane-d4	9.89	65	379268	51.56 ppb	-0.01
Spiked Amount 50.000	Range 52 - 149		Recovery = 103.12%		
54) toluene-d8	11.57	100	837118	49.66 ppb	0.00
Spiked Amount 50.000	Range 57 - 135		Recovery = 99.32%		
73) 4-bromofluorobenzene	13.77	174	314005	51.13 ppb	0.00
Spiked Amount 50.000	Range 52 - 151		Recovery = 102.26%		

Target Compounds					Qvalue
2) dichlorodifluoromethane	4.44	85	424841	38.05 ppb	99
3) chloromethane	4.79	50	628507	42.69 ppb	96
4) vinyl chloride	4.96	62	344027	41.56 ppb	95
5) bromomethane	5.51	96	212174	41.47 ppb	95
6) chloroethane	5.69	64	291100	46.62 ppb	96
7) trichlorofluoromethane	5.92	101	480775	41.80 ppb	99
8) ethanol	6.39	45	84541	723.67 ppb	99
9) acrolein	7.02	56	469128	410.98 ppb	98
10) 1,1,2-trichloro-1,2,2-trif	6.66	101	334815	41.21 ppb	98
11) 1,1-dichloroethene	6.63	96	301730	39.69 ppb	99
12) acetone	7.36	58	115130	179.92 ppb	86
13) iodomethane	6.87	142	568386	39.56 ppb	97
14) carbon disulfide	6.75	76	1074553	37.23 ppb	98
15) allyl chloride	7.20	76	164266	38.23 ppb	98
16) acetonitrile	7.94	41	366820	429.22 ppb	98
17) methylene chloride	7.34	84	365865	38.51 ppb	97
18) tert-butanol	7.62	59	197027	205.67 ppb	93
19) methyl-t-butyl-ether	7.62	73	1555034	81.97 ppb	99
20) trans-1,2-dichloroethene	7.53	96	347119	40.57 ppb	98
21) acrylonitrile	8.31	53	1173805	433.60 ppb	98
22) isopropyl ether	8.01	45	1165260	38.39 ppb	100
23) vinyl acetate	8.45	43	608083	37.52 ppb	99
24) 1,1-dichloroethane	8.27	63	632057	40.55 ppb	97
25) chloroprene	8.23	53	447392	37.10 ppb	99
26) 2-butanone	9.43	43	708058	179.57 ppb	97
27) ethyl tert-butyl ether	8.44	59	978751	39.98 ppb	100
28) 2,2-dichloropropane	9.01	77	416343	40.75 ppb	98
29) cis-1,2-dichloroethene	8.87	96	387002	40.90 ppb	96
30) propionitrile	9.76	54	418652	405.53 ppb #	91
31) methacrylonitrile	9.78	41	493893	38.39 ppb	91
32) bromochloromethane	9.09	128	196402	42.43 ppb	97
33) chloroform	9.12	83	595692	38.83 ppb	100
35) 1,1,1-trichloroethane	9.42	97	468230	39.08 ppb	99
36) carbon tetrachloride	9.35	117	414374	39.44 ppb	99
37) 1,1-dichloropropene	9.52	75	416876	39.60 ppb	98
38) isobutyl alcohol	9.78	43	555212	730.63 ppb	96
40) tert-amyl methyl ether	9.81	73	789411	39.84 ppb	99
41) benzene	9.78	78	1226676	39.43 ppb	100
42) 1,2-dichloroethane	9.96	62	423395	41.07 ppb	98
43) trichloroethene	10.32	95	343352	40.12 ppb	97

(#) = qualifier out of range (m) = manual integration

Quantitation Report (Not Reviewed)

Data File : C:\HPCHEM\1\DATA\100608\B53575.D Vial: 5
Acq On : 6 Oct 2008 15:13 Operator: sdw-sop525r12
Sample : VL081006-2LCSD Inst : CSS Instr
Misc : 5g htd soil Multiplr: 1.00
MS Integration Params: rteint.p
Quant Time: Oct 6 15:31 2008 Quant Results File: 080508S.RES

Quant Method : C:\HPCHEM\1\METHODS\080508S.M (RTE Integrator)
Title : GC/MS Volatiles (S.O.P. 525)
Last Update : Mon Aug 25 12:23:04 2008
Response via : Initial Calibration
DataAcq Meth : 080508S

	Compound	R.T.	QIon	Response	Conc Unit		Qvalue
44)	1,2-dichloropropane	10.82	63	361009	41.43 ppb		99
45)	methyl methacrylate	10.90	69	193713	41.92 ppb		99
46)	1,4-dioxane	10.99	88	57900	747.77 ppb		96
47)	dibromomethane	10.73	93	259131	45.03 ppb		98
48)	bromodichloromethane	10.83	83	456345	39.19 ppb		98
49)	2-chloroethyl vinyl ether	11.28	63	191367	44.71 ppb		97
51)	cis-1,3-dichloropropene	11.39	75	545928	41.88 ppb		97
52)	4-methyl-2-pentanone	11.87	43	1465156	184.93 ppb		98
55)	toluene	11.61	91	1212111	40.12 ppb		98
56)	ethyl methacrylate	11.99	69	378468	40.95 ppb		98
57)	trans-1,3-dichloropropene	11.92	75	469787	39.80 ppb		96
58)	1,1,2-trichloroethane	12.07	83	256673	40.91 ppb		96
59)	tetrachloroethene	11.96	164	194484	37.68 ppb		97
60)	2-hexanone	12.54	43	1083031	183.60 ppb		99
61)	1,3-dichloropropane	12.31	76	467384	39.78 ppb		98
62)	dibromochloromethane	12.25	129	383978	45.58 ppb		99
63)	1,2-dibromoethane	12.48	107	344729	42.63 ppb		100
64)	1-chlorohexane	12.79	91	380150	35.51 ppb	low	97
65)	chlorobenzene	12.87	112	796364	38.35 ppb		93
66)	ethylbenzene	12.86	91	1302851	39.30 ppb		97
67)	1,1,1,2-tetrachloroethane	12.91	131	287036	39.86 ppb		99
68)	m,p-xylene	12.96	106	1001830	78.71 ppb		93
69)	o-xylene	13.30	106	516265	39.95 ppb		96
70)	styrene	13.33	104	829221	36.11 ppb		96
71)	bromoform	13.40	173	216093	39.68 ppb		99
72)	isopropylbenzene	13.53	105	1222403	38.53 ppb		99
75)	1,1,2,2-tetrachloroethane	13.87	83	406774	47.13 ppb		100
76)	n-propylbenzene	13.83	91	1565223	41.48 ppb		97
77)	trans-1,4-dichloro-2-buten	14.01	53	88081	44.12 ppb		85
78)	1,2,3-trichloropropane	14.01	110	107842	45.09 ppb		95
79)	bromobenzene	13.88	156	286120	40.02 ppb		89
80)	1,3,5-trimethylbenzene	13.95	105	1043458	42.12 ppb		98
81)	2-chlorotoluene	13.99	126	298665	41.53 ppb		86
82)	4-chlorotoluene	14.12	126	297730	41.94 ppb		88
83)	tert-butylbenzene	14.23	134	184958	42.61 ppb		89
84)	1,2,4-trimethylbenzene	14.27	105	1004310	41.50 ppb		96
85)	sec-butylbenzene	14.35	105	1362884	40.93 ppb		98
86)	p-isopropyltoluene	14.44	119	1047151	40.33 ppb		98
87)	1,3-dichlorobenzene	14.59	146	513824	41.36 ppb		96
88)	1,4-dichlorobenzene	14.65	146	492313	39.57 ppb		98
89)	n-butylbenzene	14.79	91	1029759	40.71 ppb		98
90)	1,2-dichlorobenzene	15.00	146	498131	43.09 ppb		95
91)	hexachloroethane	15.00	201	143820	40.83 ppb		95
92)	1,2-dibromo-3-chloropropan	15.69	157	63424	46.80 ppb		98
93)	1,2,4-trichlorobenzene	16.34	180	296442	41.68 ppb		97
94)	hexachlorobutadiene	16.26	225	162050	38.34 ppb		97
95)	naphthalene	16.71	128	760421	43.81 ppb		100
96)	1,2,3-trichlorobenzene	16.93	180	255633	40.23 ppb		99

(#) = qualifier out of range (m) = manual integration

Quantitation Report

Data File : C:\HPCHEM\1\DATA\100608\B53575.D Vial: 5
Acq On : 6 Oct 2008 15:13 Operator: sdw-sop525r12
Sample : VL081006-2LCSD Inst : CSS Instr
Misc : 5g htd soil Multiplr: 1.00
MS Integration Params: rteint.p
Quant Time: Oct 6 15:31 2008 Quant Results File: 080508S.RES

Method : C:\HPCHEM\1\METHODS\080508S.M (RTE Integrator)
Title : GC/MS Volatiles (S.O.P. 525)
Last Update : Mon Aug 25 12:23:04 2008
Response via : Initial Calibration

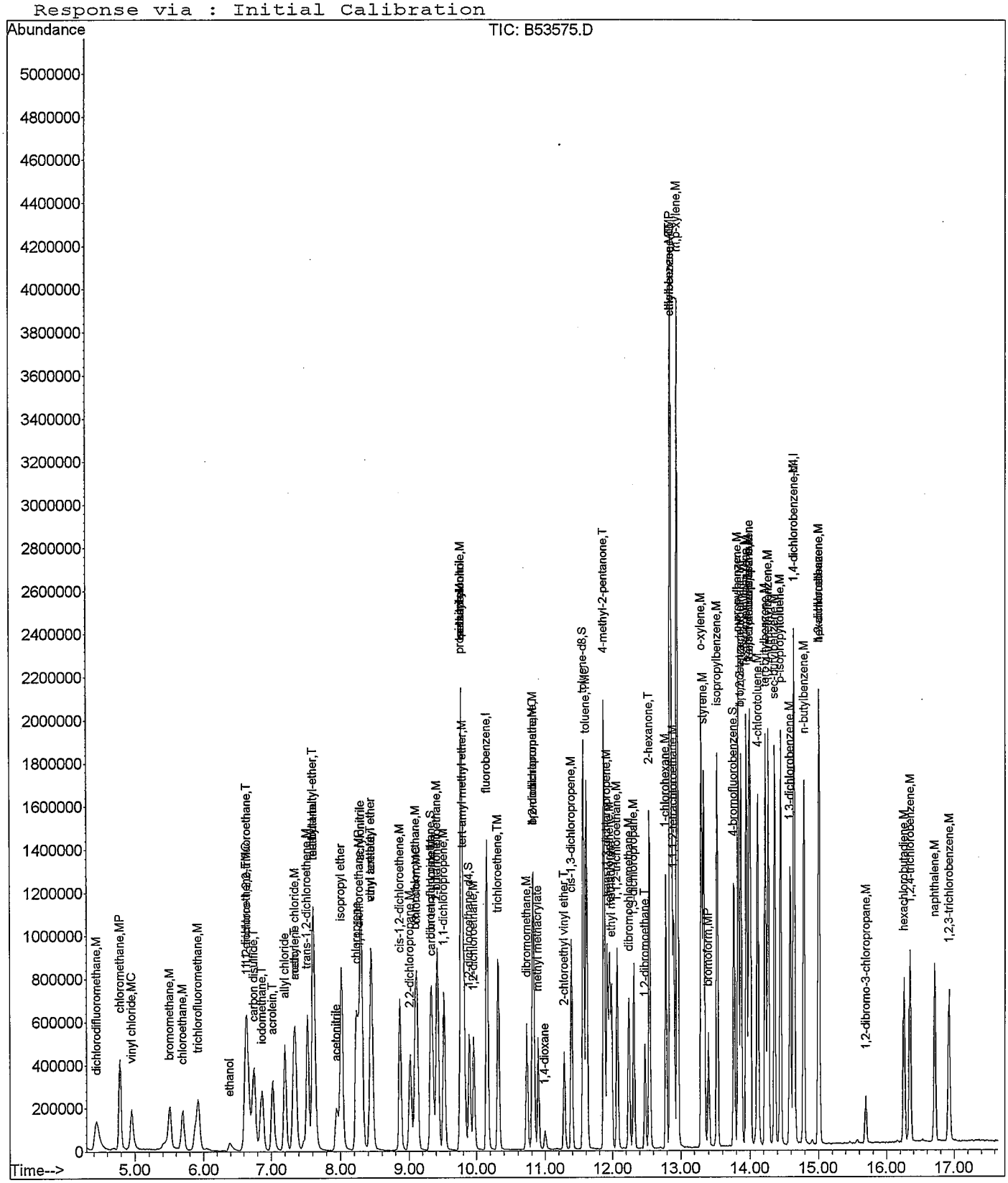

Quantitation Report (Not Reviewed)

Data File : C:\HPCHEM\1\DATA\100608\B53592.D
Acq On : 6 Oct 2008 21:46
Sample : 0810031-3MS
Misc : 5g htd soil
MS Integration Params: rteint.p
Quant Time: Oct 7 9:56 2008

Vial: 22
Operator: sdw-sop525r12
Inst : CSS Instr
Multiplr: 1.00
Quant Results File: 080508S.RES

Quant Method : C:\HPCHEM\1\METHODS\080508S.M (RTE Integrator)
Title : GC/MS Volatiles (S.O.P. 525)
Last Update : Mon Aug 25 12:23:04 2008
Response via : Initial Calibration
DataAcq Meth : 080508S

Internal Standards	R.T.	QIon	Response	Conc	Units	Dev(Min)
1) fluorobenzene	10.15	96	1249562	50.00	ppb	0.00
53) chlorobenzene-d5	12.85	117	912506	50.00	ppb	0.00
74) 1,4-dichlorobenzene-d4	14.62	152	341645	50.00	ppb	-0.02
System Monitoring Compounds						
34) dibromofluoromethane	9.31	113	394862	49.98	ppb	-0.02
Spiked Amount 50.000	Range 61 - 134		Recovery = 99.96%			
39) 1,2-dichloroethane-d4	9.89	65	316720	47.59	ppb	-0.02
Spiked Amount 50.000	Range 52 - 149		Recovery = 95.18%			
54) toluene-d8	11.55	100	762218	52.29	ppb	-0.02
Spiked Amount 50.000	Range 57 - 135		Recovery = 104.58%			
73) 4-bromofluorobenzene	13.77	174	271552	51.14	ppb	0.00
Spiked Amount 50.000	Range 52 - 151		Recovery = 102.28%			

Target Compounds						Qvalue
2) dichlorodifluoromethane	4.44	85	452537	44.80	ppb	98
3) chloromethane	4.78	50	640486	48.09	ppb	96
4) vinyl chloride	4.95	62	320060	42.74	ppb	99
5) bromomethane	5.50	96	189987	40.95	ppb	97
6) chloroethane	5.69	64	275350	48.75	ppb	95
7) trichlorofluoromethane	5.92	101	447249	42.99	ppb	99
8) ethanol	6.39	45	38963	368.69	ppb	99
9) acrolein	7.02	56	24273	Below Cal		98
10) 1,1,2-trichloro-1,2,2-trif	6.64	101	296082	40.29	ppb	98
11) 1,1-dichloroethene	6.62	96	291308	42.36	ppb	96
12) acetone	7.35	58	77527	133.93	ppb	92
13) iodomethane	6.85	142	469896	36.15	ppb	100
14) carbon disulfide	6.73	76	994228	38.08	ppb	100
15) allyl chloride	7.20	76	149923	38.57	ppb	99
16) acetonitrile	7.94	41	235445	304.55	ppb	98
17) methylene chloride	7.32	84	347376	40.42	ppb	97
18) tert-butanol	7.61	59	153243	176.83	ppb	91
19) methyl-t-butyl-ether	7.61	73	1321247	77.00	ppb	99
20) trans-1,2-dichloroethene	7.52	96	327314	42.29	ppb	98
21) acrylonitrile	8.29	53	770356	307.44	ppb	99
22) isopropyl ether	8.00	45	1129967	41.15	ppb	100
23) vinyl acetate	8.44	43	110282	7.52	ppb #	86
24) 1,1-dichloroethane	8.25	63	618817	43.89	ppb	97
25) chloroprene	8.22	53	374879	34.37	ppb	98
26) 2-butanone	9.42	43	431596	121.00	ppb	98
27) ethyl tert-butyl ether	8.44	59	904503	40.84	ppb	99
28) 2,2-dichloropropane	9.01	77	375999	40.68	ppb	97
29) cis-1,2-dichloroethene	8.86	96	363364	42.45	ppb	96
30) propionitrile	9.75	54	297663	318.73	ppb	88
31) methacrylonitrile	9.78	41	324703	27.90	ppb	94
32) bromochloromethane	9.08	128	170128	40.63	ppb	94
33) chloroform	9.11	83	569384	41.03	ppb	99
35) 1,1,1-trichloroethane	9.40	97	447523	41.29	ppb	100
36) carbon tetrachloride	9.34	117	344548	36.25	ppb	95
37) 1,1-dichloropropene	9.51	75	355425	37.32	ppb	99
38) isobutyl alcohol	9.80	43	405156	589.39	ppb #	44
40) tert-amyl methyl ether	9.81	73	709165	39.56	ppb	98
41) benzene	9.77	78	849283	30.18	ppb	99
42) 1,2-dichloroethane	9.95	62	359496	38.55	ppb	97
43) trichloroethene	10.31	95	311115	40.18	ppb	97

(#) = qualifier out of range (m) = manual integration

Quantitation Report (Not Reviewed)

Data File : C:\HPCHEM\1\DATA\100608\B53592.D
Acq On : 6 Oct 2008 21:46
Sample : 0810031-3MS
Misc : 5g htd soil
MS Integration Params: rteint.p
Quant Time: Oct 7 9:56 2008

Vial: 22
Operator: sdw-sop525r12
Inst : CSS Instr
Multiplr: 1.00
Quant Results File: 080508S.RES

Quant Method : C:\HPCHEM\1\METHODS\080508S.M (RTE Integrator)
Title : GC/MS Volatiles (S.O.P. 525)
Last Update : Mon Aug 25 12:23:04 2008
Response via : Initial Calibration
DataAcq Meth : 080508S

	Compound	R.T.	QIon	Response	Conc Unit		Qvalue
44)	1,2-dichloropropane	10.81	63	324938	41.22 ppb		99
45)	methyl methacrylate	10.89	69	177072	42.36 ppb		99
46)	1,4-dioxane	10.99	88	45381	647.89 ppb		97
47)	dibromomethane	10.72	93	213320	40.98 ppb		95
48)	bromodichloromethane	10.82	83	373585	35.47 ppb		98
49)	2-chloroethyl vinyl ether	11.27	63	141584	36.57 ppb		97
51)	cis-1,3-dichloropropene	11.38	75	425462	36.08 ppb		94
52)	4-methyl-2-pentanone	11.87	43	973292	135.80 ppb		99
55)	toluene	11.60	91	763263	29.22 ppb		98
56)	ethyl methacrylate	11.98	69	170825	21.38 ppb		98
57)	trans-1,3-dichloropropene	11.92	75	357198	35.00 ppb		98
58)	1,1,2-trichloroethane	12.06	83	205795	37.94 ppb		99
59)	tetrachloroethene	11.94	164	153188	34.33 ppb		94
60)	2-hexanone	12.54	43	653606	128.15 ppb		98
61)	1,3-dichloropropane	12.31	76	376868	37.10 ppb		97
62)	dibromochloromethane	12.24	129	278295	38.21 ppb		97
63)	1,2-dibromoethane	12.47	107	265887	38.03 ppb		98
64)	1-chlorohexane	12.78	91	234187	25.30 ppb		96
65)	chlorobenzene	12.86	112	536501	29.88 ppb		94
66)	ethylbenzene	12.84	91	634776	22.14 ppb		99
67)	1,1,1,2-tetrachloroethane	12.90	131	226967	36.45 ppb		98
68)	m,p-xylene	12.95	106	278611	25.31 ppb		90
69)	o-xylene	13.29	106	378851	33.91 ppb		92
70)	styrene	13.32	104	468867	23.61 ppb		99
71)	bromoform	13.39	173	134634	28.59 ppb		97
72)	isopropylbenzene	13.52	105	379926	13.85 ppb		96
75)	1,1,2,2-tetrachloroethane	13.87	83	282151	38.59 ppb		99
76)	n-propylbenzene	13.83	91	275725	8.62 ppb		98
77)	trans-1,4-dichloro-2-buten	14.00	53	46977	27.77 ppb	#	46
78)	1,2,3-trichloropropane	14.00	110	74169	36.61 ppb		80
79)	bromobenzene	13.88	156	165268	27.28 ppb		96
80)	1,3,5-trimethylbenzene	13.94	105	620618	29.57 ppb		99
81)	2-chlorotoluene	13.98	126	180146	29.57 ppb		87
82)	4-chlorotoluene	14.11	126	152233	25.31 ppb		93
83)	tert-butylbenzene	14.22	134	105814	28.78 ppb		86
84)	1,2,4-trimethylbenzene	14.26	105	36881	1.80 ppb		98
85)	sec-butylbenzene	14.35	105	407264	14.44 ppb		100
86)	p-isopropyltoluene	14.44	119	543230	24.70 ppb		98
87)	1,3-dichlorobenzene	14.58	146	296690	28.19 ppb		95
88)	1,4-dichlorobenzene	14.64	146	279122	26.48 ppb		97
89)	n-butylbenzene	14.77	91	252575	11.79 ppb		97
90)	1,2-dichlorobenzene	15.00	146	264107	26.96 ppb		95
91)	hexachloroethane	15.00	201	76789	25.73 ppb		94
92)	1,2-dibromo-3-chloropropan	15.69	157	36572	31.85 ppb		96
93)	1,2,4-trichlorobenzene	16.34	180	111472	18.50 ppb		100
94)	hexachlorobutadiene	16.25	225	41513	11.59 ppb		96
95)	naphthalene	16.70	128	171323	11.65 ppb		100
96)	1,2,3-trichlorobenzene	16.92	180	87565	16.26 ppb		99

(#) = qualifier out of range (m) = manual integration

Quantitation Report

Data File : C:\HPCHEM\1\DATA\100608\B53592.D Vial: 22
Acq On : 6 Oct 2008 21:46 Operator: sdw-sop525r12
Sample : 0810031-3MS Inst : CSS Instr
Misc : 5g htd soil Multiplr: 1.00
MS Integration Params: rteint.p
Quant Time: Oct 7 9:56 2008 Quant Results File: 080508S.RES

Method : C:\HPCHEM\1\METHODS\080508S.M (RTE Integrator)
Title : GC/MS Volatiles (S.O.P. 525)
Last Update : Mon Aug 25 12:23:04 2008
Response via : Initial Calibration

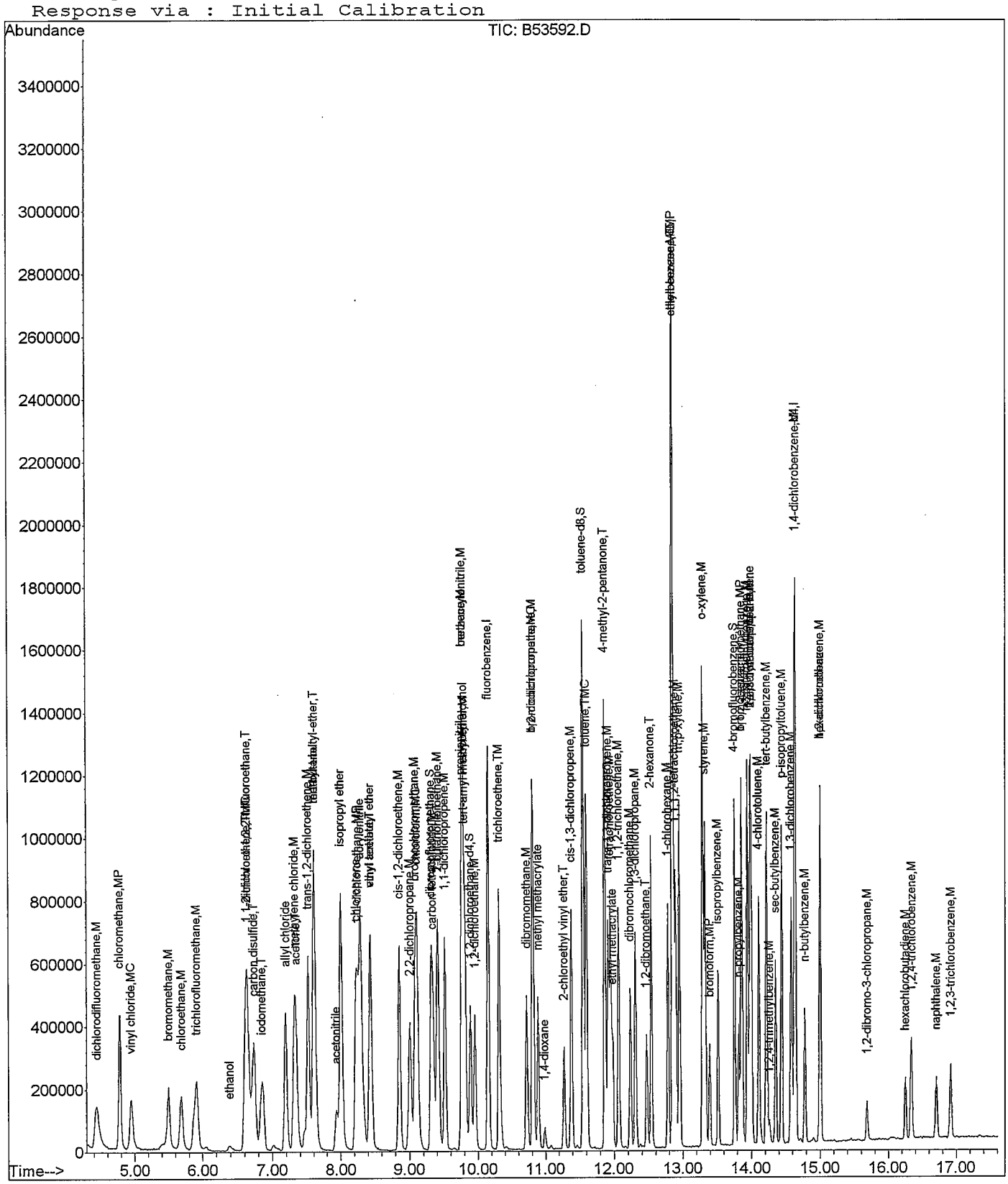

Quantitation Report (Not Reviewed)

Data File : C:\HPCHEM\1\DATA\100608\B53593.D
Acq On : 6 Oct 2008 22:09
Sample : 0810031-3MSD
Misc : 5g htd soil
MS Integration Params: rteint.p
Quant Time: Oct 7 9:56 2008

Vial: 23
Operator: sdw-sop525r12
Inst : CSS Instr
Multiplr: 1.00
Quant Results File: 080508S.RES

Quant Method : C:\HPCHEM\1\METHODS\080508S.M (RTE Integrator)
Title : GC/MS Volatiles (S.O.P. 525)
Last Update : Mon Aug 25 12:23:04 2008
Response via : Initial Calibration
DataAcq Meth : 080508S

Internal Standards	R.T.	QIon	Response	Conc	Units	Dev(Min)
1) fluorobenzene	10.14	96	1200906	50.00	ppb	-0.02
53) chlorobenzene-d5	12.84	117	920619	50.00	ppb	-0.02
74) 1,4-dichlorobenzene-d4	14.63	152	340971	50.00	ppb	-0.02
System Monitoring Compounds						
34) dibromofluoromethane	9.31	113	396039	52.16	ppb	-0.03
Spiked Amount 50.000	Range 61 - 134		Recovery = 104.32%			
39) 1,2-dichloroethane-d4	9.89	65	308123	48.18	ppb	-0.02
Spiked Amount 50.000	Range 52 - 149		Recovery = 96.36%			
54) toluene-d8	11.55	100	753204	51.22	ppb	-0.02
Spiked Amount 50.000	Range 57 - 135		Recovery = 102.44%			
73) 4-bromofluorobenzene	13.76	174	269679	50.33	ppb	-0.02
Spiked Amount 50.000	Range 52 - 151		Recovery = 100.66%			

Target Compounds						Qvalue
2) dichlorodifluoromethane	4.43	85	433396	44.64	ppb	95
3) chloromethane	4.78	50	614196	47.99	ppb	97
4) vinyl chloride	4.95	62	308979	42.93	ppb	97
5) bromomethane	5.49	96	186575	42.06	ppb	95
6) chloroethane	5.68	64	273800	50.44	ppb	95
7) trichlorofluoromethane	5.91	101	419731	41.98	ppb	99
8) ethanol	6.38	45	26807	263.94	ppb	93
9) acrolein	7.01	56	12746	Below Cal		92
10) 1,1,2-trichloro-1,2,2-trif	6.65	101	282768	40.04	ppb	97
11) 1,1-dichloroethene	6.63	96	282178	42.69	ppb	97
12) acetone	7.36	58	78012	140.23	ppb	89
13) iodomethane	6.85	142	457387	36.61	ppb	98
14) carbon disulfide	6.74	76	955174	38.07	ppb	98
15) allyl chloride	7.19	76	141377	37.84	ppb	98
16) acetonitrile	7.94	41	238669	321.22	ppb	100
17) methylene chloride	7.33	84	344277	41.68	ppb	99
18) tert-butanol	7.61	59	147645	177.27	ppb	87
19) methyl-t-butyl-ether	7.61	73	1311904	79.55	ppb	99
20) trans-1,2-dichloroethene	7.52	96	319683	42.98	ppb	95
21) acrylonitrile	8.29	53	758643	315.68	ppb	99
22) isopropyl ether	8.01	45	1113872	42.21	ppb	100
23) vinyl acetate	8.43	43	100093	7.10	ppb #	86
24) 1,1-dichloroethane	8.25	63	604633	44.62	ppb	99
25) chloroprene	8.22	53	356374	33.99	ppb	98
26) 2-butanone	9.42	43	410247	119.68	ppb	99
27) ethyl tert-butyl ether	8.43	59	884163	41.54	ppb	99
28) 2,2-dichloropropane	9.00	77	368538	41.49	ppb	100
29) cis-1,2-dichloroethene	8.85	96	348633	42.38	ppb	98
30) propionitrile	9.75	54	279247	311.13	ppb	95
31) methacrylonitrile	9.77	41	297638	26.61	ppb	92
32) bromochloromethane	9.08	128	169492	42.11	ppb	92
33) chloroform	9.11	83	570514	42.78	ppb	99
35) 1,1,1-trichloroethane	9.41	97	433650	41.63	ppb	99
36) carbon tetrachloride	9.34	117	334702	36.65	ppb	97
37) 1,1-dichloropropene	9.51	75	340526	37.20	ppb	99
38) isobutyl alcohol	9.80	43	364210	551.29	ppb #	41
40) tert-amyl methyl ether	9.81	73	675490	39.21	ppb	99
41) benzene	9.77	78	754880	27.91	ppb	99
42) 1,2-dichloroethane	9.95	62	360865	40.26	ppb	99
43) trichloroethene	10.31	95	306129	41.14	ppb	98

(#) = qualifier out of range (m) = manual integration

Quantitation Report (Not Reviewed)

Data File : C:\HPCHEM\1\DATA\100608\B53593.D
Acq On : 6 Oct 2008 22:09
Sample : 0810031-3MSD
Misc : 5g htd soil
MS Integration Params: rteint.p
Quant Time: Oct 7 9:56 2008

Vial: 23
Operator: sdw-sop525r12
Inst : CSS Instr
Multiplr: 1.00

Quant Results File: 080508S.RES

Quant Method : C:\HPCHEM\1\METHODS\080508S.M (RTE Integrator)
Title : GC/MS Volatiles (S.O.P. 525)
Last Update : Mon Aug 25 12:23:04 2008
Response via : Initial Calibration
DataAcq Meth : 080508S

	Compound	R.T.	QIon	Response	Conc	Unit		Qvalue
44)	1,2-dichloropropane	10.80	63	332178	43.85	ppb		100
45)	methyl methacrylate	10.89	69	177053	44.07	ppb		96
46)	1,4-dioxane	10.99	88	43867	651.65	ppb	#	96
47)	dibromomethane	10.72	93	220704	44.11	ppb		97
48)	bromodichloromethane	10.82	83	380764	37.61	ppb		99
49)	2-chloroethyl vinyl ether	11.27	63	140378	37.73	ppb		98
51)	cis-1,3-dichloropropene	11.39	75	432275	38.14	ppb		93
52)	4-methyl-2-pentanone	11.87	43	953413	138.42	ppb		99
55)	toluene	11.60	91	677446	25.71	ppb		98
56)	ethyl methacrylate	11.98	69	143201	17.76	ppb		100
57)	trans-1,3-dichloropropene	11.92	75	358226	34.79	ppb		99
58)	1,1,2-trichloroethane	12.07	83	212687	38.86	ppb		98
59)	tetrachloroethene	11.95	164	155690	34.58	ppb		97
60)	2-hexanone	12.54	43	622947	121.06	ppb		100
61)	1,3-dichloropropane	12.30	76	380320	37.11	ppb		98
62)	dibromochloromethane	12.23	129	278337	37.88	ppb		96
63)	1,2-dibromoethane	12.47	107	269643	38.23	ppb		99
64)	1-chlorohexane	12.78	91	222816	23.86	ppb		97
65)	chlorobenzene	12.86	112	515632	28.47	ppb		96
66)	ethylbenzene	12.84	91	502304	17.37	ppb		100
67)	1,1,1,2-tetrachloroethane	12.89	131	240728	38.32	ppb		99
68)	m,p-xylene	12.95	106	188301	16.96	ppb		93
69)	o-xylene	13.30	106	355913	31.57	ppb		93
70)	styrene	13.33	104	392755	19.61	ppb		96
71)	bromoform	13.40	173	138930	29.25	ppb		98
72)	isopropylbenzene	13.51	105	285303	10.31	ppb		99
75)	1,1,2,2-tetrachloroethane	13.86	83	289719	39.70	ppb		99
76)	n-propylbenzene	13.83	91	163657	5.13	ppb		94
77)	trans-1,4-dichloro-2-buten	14.00	53	44235	26.20	ppb		68
78)	1,2,3-trichloropropane	14.01	110	76592	37.88	ppb		71
79)	bromobenzene	13.87	156	151285	25.02	ppb		90
80)	1,3,5-trimethylbenzene	13.95	105	601084	28.70	ppb		99
81)	2-chlorotoluene	13.99	126	175447	28.85	ppb		94
82)	4-chlorotoluene	14.11	126	132793	22.12	ppb		96
83)	tert-butylbenzene	14.22	134	105999	28.88	ppb		84
85)	sec-butylbenzene	14.35	105	360531	12.80	ppb		100
86)	p-isopropyltoluene	14.44	119	536975	24.46	ppb		97
87)	1,3-dichlorobenzene	14.58	146	304423	28.98	ppb		97
88)	1,4-dichlorobenzene	14.65	146	296643	28.20	ppb		96
89)	n-butylbenzene	14.78	91	210136	9.82	ppb		98
90)	1,2-dichlorobenzene	15.00	146	258418	26.43	ppb		96
91)	hexachloroethane	14.99	201	72237	24.26	ppb		89
92)	1,2-dibromo-3-chloropropan	15.68	157	37237	32.49	ppb		95
93)	1,2,4-trichlorobenzene	16.33	180	114019	18.96	ppb		97
94)	hexachlorobutadiene	16.25	225	48539	13.58	ppb		97
95)	naphthalene	16.71	128	137682	9.38	ppb		100
96)	1,2,3-trichlorobenzene	16.91	180	91722	17.07	ppb		97

1,2,4-TMB not recovered ew 10/8/08

(#) = qualifier out of range (m) = manual integration

Quantitation Report

Data File : C:\HPCHEM\1\DATA\100608\B53593.D Vial: 23
Acq On : 6 Oct 2008 22:09 Operator: sdw-sop525r12
Sample : 0810031-3MSD Inst : CSS Instr
Misc : 5g htd soil Multiplr: 1.00
MS Integration Params: rteint.p
Quant Time: Oct 7 9:56 2008 Quant Results File: 080508S.RES

Method : C:\HPCHEM\1\METHODS\080508S.M (RTE Integrator)
Title : GC/MS Volatiles (S.O.P. 525)
Last Update : Mon Aug 25 12:23:04 2008
Response via : Initial Calibration

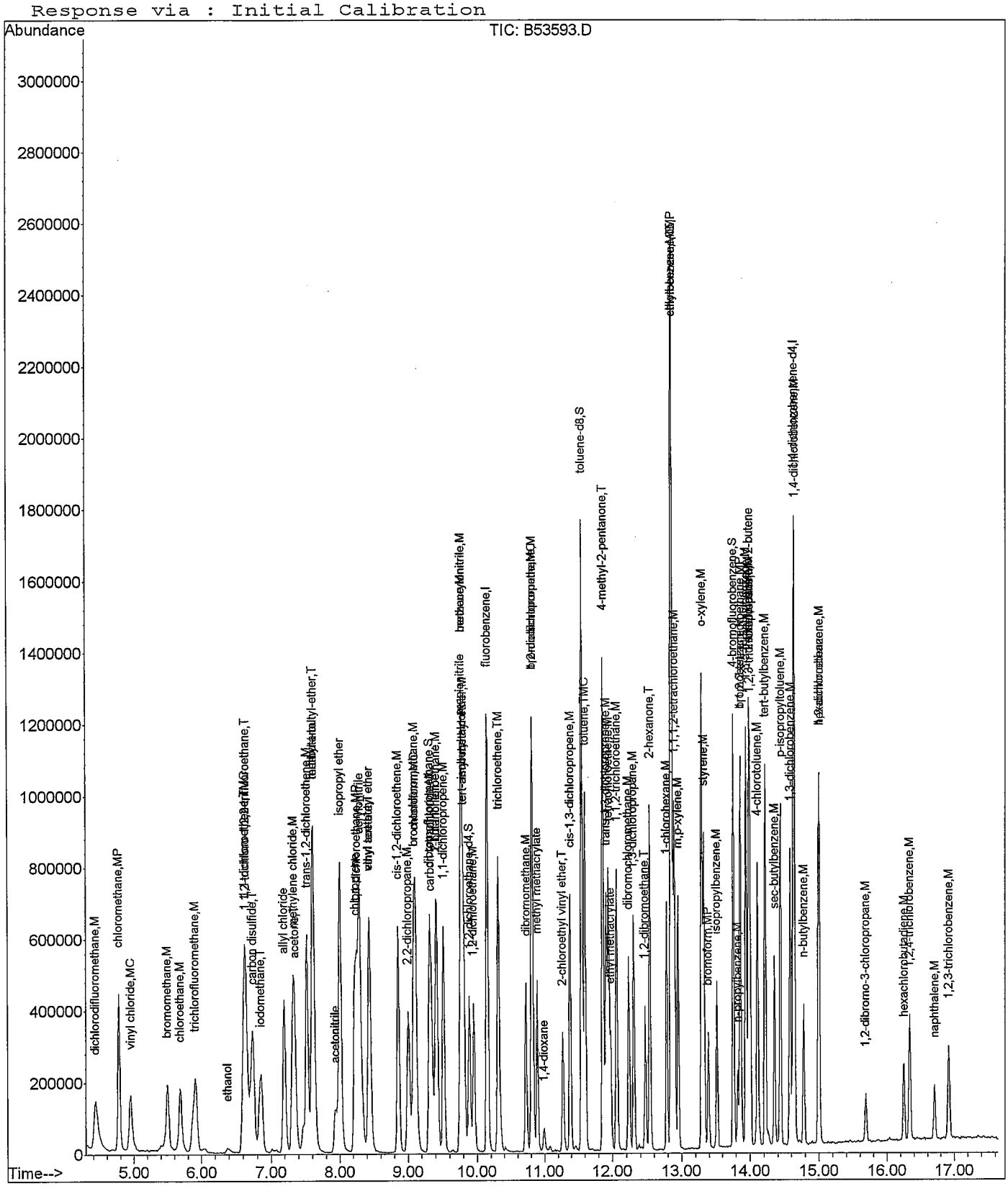

Miscellaneous

Percent Moisture

Method SOP642 Revision 8

Lab Name: Paragon Analytics

Date Extracted: 10/09/2008
Date Analyzed: 10/10/2008
Analyst: Rebecca L. Rambo

Balance ID: 31
Oven ID: 17
In Oven: 10/9/2008 @ 10:15:00 AM
Out of Oven: 10/10/2008 @ 9:15:00 AM

Validated By: rlr
Validation Date: 10/10/2008
Validation Time: 9:09:12 AM

Run ID	Prep Batch ID	QC Batch ID	Lab ID	QC Type	Dish Wt	Wet Wt	Dry Wt	Dry Wt-Dish Wt	Percent Moisture	Percent Solids	RPD
EX081009-1A	EX081009-1	EX081009-1-1	0810031-3	SMP	1.316	10.46	6.327	5.01	52.1	47.9	

QC Types

CAR	Carrier reference sample
LCS	Laboratory Control Sample
MB	Method Blank
MSD	Laboratory Matrix Spike Duplicate
SMP	Field Sample

DUP	Laboratory Duplicate
LCSD	Laboratory Control Sample Duplicate
MS	Laboratory Matrix Spike
REP	Sample replicate
SYS	Sample Yield Spike

Comments:

DUP = Sample Duplicate
Wet Wt = Sample Wet Wt - Dish Wt
Dry Wt = Sample Dry Wt + Dish Wt
Dry Wt - Dish Wt = Sample Dry Wt - Dish Wt
All weight values shown above are expressed in grams.

$$\text{RPD} = \frac{(\text{Sample Value - Duplicate Value})}{2} \times 100$$

$$\%\ \text{Solids} = \frac{\text{Dry Weight}}{\text{Wet Weight}} \times 100$$

$$\%\ \text{Moisture} = \frac{(\text{Wet Weight - Dry Weight})}{\text{Wet Weight}} \times 100$$

Paragon Analytics

Glycols by GC/FID

Case Narrative

URS

Cistern Excavation

Order Number - 0810031

1. This report consists of 2 water samples. The samples were received cool and intact by Paragon on 10/03/2008.

2. The water samples were prepared for analysis by mixing with an organic solvent prior to injection. The preparation of waters follows Paragon Analytics Standard Operating Procedure 444 Revision 1.

3. The extracts were then analyzed using GC with a Stabilwax capillary column and a flame ionization detector (FID) according to Paragon Analytics Standard Operating Procedures 444 Revision 1 generally based on SW-846 Method 8000B and Method 8015B. All positive results were quantitated using the responses from the initial calibration curve using the external standard technique.

4. All initial and continuing calibration criteria were met.

5. The method blank associated with this project was below the method detection limit for ethylene glycol.

6. All laboratory control spike and laboratory control spike duplicate recoveries and RPDs were within the acceptance criteria.

7. All matrix spike and matrix spike duplicate recoveries and RPDs were within acceptance criteria.

8. All samples were extracted and analyzed within the established holding times.

9. Manual integrations are performed when needed to provide consistent and defensible data following the guidelines in Paragon Analytics Standard Operating Procedure 939 Revision 3. Whenever manual integrations are performed, before and after chromatograms of the peak that was manually integrated are included in the report along with the reason why the re-integration was necessary.

The data contained in the following report have been reviewed and approved by the personnel listed below. In addition, Paragon Analytics certifies that the analyses reported herein are true, complete and correct within the limits of the methods employed.

Mindy Norton — 10.14.08

Mindy Norton
Organics Primary Data Reviewer

Date

Joe Nolte — 101508

Organics Final Data Reviewer

Date

Paragon Analytics, Inc.
Data Qualifier Flags
Chromatography and Mass Spectrometry

U or ND:	**This flag indicates that the compound was analyzed for but not detected.**
J:	**This flag indicates an estimated value. This flag is used as follows : (1) when estimating a concentration for tentatively identified compounds (TICs) where a 1:1 response is assumed; (2) when the mass spectral and retention time data indicate the presence of a compound that meets the volatile and semivolatile GC/MS identification criteria, and the result is less than the reporting limit (RL) but greater than the method detection limit (MDL); (3) when the data indicate the presence of a compound that meets the identification criteria, and the result is less than the RL but greater than the MDL; and (4) the reported value is estimated.**
B:	**This flag is used when the analyte is detected in the associated method blank as well as in the sample. It indicates probable blank contamination and warns the data user. This flag shall be used for a tentatively identified compound (TIC) as well as for a positively identified target compound.**
E:	**This flag identifies compounds whose concentration exceeds the upper level of the calibration range.**
A:	**This flag indicates that a tentatively identified compound is a suspected aldol-condensation product.**
X:	**This flag indicates that the analyte was diluted below an accurate quantitation level.**
***:**	**This flag indicates that a spike recovery is outside the control criteria.**
+:	**This flag indicates that the relative percent difference (RPD) exceeds the control criteria.**

Paragon Analytics

Sample Number(s) Cross-Reference Table

Paragon OrderNum: 0810031
Client Name: URS
Client Project Name: Cistern Excavation
Client Project Number:
Client PO Number: Cistern Excavation

Client Sample Number	Lab Sample Number	COC Number	Matrix	Date Collected	Time Collected
Cistern 100308	0810031-1		WATER	03-Oct-08	10:40
CD 100308	0810031-2		WATER	03-Oct-08	10:45
Cistern 100308-S	0810031-3		SOIL	03-Oct-08	11:10
Trip Blank	0810031-4		WATER	03-Oct-08	
Trip Blank	0810031-5		WATER	03-Oct-08	

Paragon Analytics
A Division of DataChem Laboratories, Inc.

225 Commerce Drive Fort Collins, CO 80524
800-443-1511 or (970) 490-1511 (970) 490-1522 Fax

Accession Number (LAB ID) 0810031

Chain-of-Custody Date 10/3/08 Page 1 of 1

Originator: Retain pink copy!

Project Name/No.: Prather Spring Sampler(s): Mark Lavorsen Turnaround (circle one) **Standard** or **Rush** (Due _____) Dispose: **Date** _____ or **Return to Client**

Report To: Sheri O'connor
Phone: Cistern Sampling
Fax:
E-mail:
Company: URS
Address: 8181 E Tufts Ave
Denver, CO 80112

Circle method (right); provide additional information as needed (comments).

Sample ID	Date	Time *	Lab ID	Matrix	Preservative (indicate type... HCl, etc.)	No. of Containers	VOCs SW8260B	BTEX (only) SW8021B	SVOCs SW8270C	~~OC Pesticides~~ Glycols ~~SW8081A~~	~~PCBs~~ Nitrate + Nitrite ~~SW8082~~	Herbicides SW8151A	Explosives SW8330	TCLP Organics SW1311 SW8260B 8270C 8081A 8151A	TCLP Metals SW1311 Hg SW6010B 7470	Total Metals by ICP Hg SW6010B 7470 7471 E200.7	Dissolved Metals by ICP Hg SW6010B 7470 E200.7	Total Metals by ICP/MS SW6020A E200.8	Dissolved Metals by ICP/MS SW6020A E200.8	Hexavalent Chromium SW7196A Alkaline Digest? Y / N	Inorganic Anions SW9056 E300.0 (specify in comments)	Solids: Total E160.3 TDS E160.1 TSS E160.2	pH SW9040B SW9045C	TPH SW8015B GRO DRO (circle one or both)	Gross Alpha / Beta SW9310 E900.0	Actinides by Paragon SOP Pu / U / Am / Th / Cm / ___	Tritium E906.0	Total Alpha-Emitting Radium SW9315 E903.0	Radium 226 E903.1	Radium 228 SW9320 E904.0	Strontium 90 (Total RadioSr) D5811-00	Gamma Isotopes E901.1	Radon 222 SM7510Rn	Oil + Grease	Sulphide
Cistern 100308	10/3/08	1040	1	W		14	3		2	3	1					1					1			1										1	1
CD100308	10/3/08	1045	2	W		13	3		2	3	1					1					1			1											1
~~Trip Blank 100308~~	~~10/3/08~~		~~3~~	~~W~~			~~3~~																												
Cistern 100308	10/3/08	1110	10/7/08 3	S		1	1		~~2~~		~~1~~					~~1~~								~~1~~											~~1~~
Trip Blank ~~100308~~ 2	10/3		10/7/08 4	W			1		X	10/7/08																									
Trip Blank 100308 1	10/3		10/7/08 5	W			1		X	10/7/08																									

* **Time Zone:** EST CST MST PST **Matrix Key:** O = oil, S = soil, NS = non-soil solid, W = water, L = liquid, E = extract, F = filter

Comments:

Form 202r6.xls (6/16/06)

Relinquished By: (1)	Relinquished By: (2)
Signature Mark Lavorsen	Signature
Printed Name Mark Lavorsen	Printed Name
Date 10/3/08 Time 1940	Date Time
Company URS Corp	Company

Received By: (1)	Received By: (2)
Signature Debbie Fazio	Signature
Printed Name Debbie Fazio	Printed Name
Date 10/3/08 Time 1940	Date Time
Company Paragon Analytics	Company

68 10031

cistern excavation

Table 2
Fluid Media Analytical Parameters, Holding Times, and Preservation Requirements

Analytical Parameter	Analytical Method	Sample Holding Time (from collection)	Preservation	Number of Containers and Minimum Volume	Type
Metals (including Hg)	SW 6010/SW 6020 and SW 7470A	6 months (28 days mercury) 3	pH ≤2 with HNO_3, ≤6°C	1 - 500 mL Poly Bottle 3	
Anions [1]	EPA 300.0	28 days	≤6°C 500 ml	1 - 1L Poly Bottle 4	
Alkalinity	EPA 310.1	14 days			
Total Dissolved Solids (TDS)	EPA 160.1	7 days 4			
pH	SW 9040	4 days from receipt at lab			
Specific Conductance	EPA 120.1				
Nitrate+Nitrite [2]	EPA 353.2	28 days 5	pH ≤2 with H_2SO_4, ≤6°C	1 - 125 mL Poly Bottle	
Sulfide	EPA 376.1	7 days 6	NaOH/ ZnAc, ≤6°C	1 - 500 mL Poly Bottle	
Total Petroleum Hydrocarbons (Diesel Range Organics [DRO] and Motor Oil Range Organics [MRO])	SW 8015BM	7 days to extraction, 40 days after extraction 7	≤6°C	1 - 1L Amber Glass Bottles	
Volatile Organic Compounds (VOCs)	SW 8260B	14 days 2	pH ≤2 with HCl, ≤6°C	3 - 40 mL Glass VOA vials 1	
Semi-volatile Organic Compounds (SVOCs)	SW 8270C	7 days to extraction, 40 days after extraction 8	≤6°C	2 - 1L Amber Glass bottles 1 only	1
Glycols (Ethylene + Propylene)	SW 8015B	7 days to preserve, 14 days to analyze 9 1	≤6°C	3 - 40 mL Glass VOA vials 2	
Oil & Grease [3]	EPA 1664	7 days to extraction, 40 days after extraction 10	pH ≤2 with H_2SO_4, ≤6°C unpreserved	1 - 1L Amber Glass Bottles ~~unpreserved~~	

[1] Anions include: chloride, sulfate, fluoride, bromide, nitrate, and nitrite.
[2] Combined nitrate and nitrite aliquot will be analyzed only if sample for anion analysis by Method 300.0 is not analyzed within 48 hours.

08100031

Table 1
Solid Media Analytical Parameters, Holding Times, and Preservation Requirements

Analytical Parameter	Analytical Method	Sample Holding Time (from collection)	Preservation	Number of Containers and Minimum Volume
Metals (including Hg)	SW 6010/SW 6020 and SW 7470A	6 months (28 days mercury)	≤6°C	1 - 8 oz. Amber Glass Jar
Anions [1]	EPA 300.0	28 days		
paste Alkalinity	EPA 310.1			
paste pH	EPA 105.1			
paste Specific Conductance	EPA 120.1			
Nitrate + Nitrite	EPA 353.2			
Percent Solids	PAI SOP			
Volatile Organic Compounds (VOCs)	SW 8260B	14 days	≤6°C	Terracore kit consisting of: 1 - 2 oz. Amber Glass Jar ~~2 - 40 mL Glass Vials w/ water, 1 - 40 mL Glass Vial w/ methanol~~
Total Petroleum Hydrocarbons (Diesel Range Organics [DRO] and Motor Oil Range Organics [MRO])	SW 8015BM	14 days to extraction 40 days after extraction	≤6°C	1 - 8 oz. Amber Glass Jar
Semi-volatile Organic Compounds (SVOCs)	SW 8270C			
Oil & Grease	SW 9071			
Glycols (Ethylene + Propylene)	SW 8015B	7 days to preserve, 14 days to analyze		

TCLP = Toxicity Characteristic Leaching Procedure
ZHE = Zero-headspace extraction
[1] Anions include: chloride, sulfate, fluoride, bromide, nitrate, and nitrite

CONDITION OF SAMPLE UPON RECEIPT FORM

Paragon Analytics

Client: URS

Workorder No: 0810031

Project Manager: DJF

Initials: DJ

Date: 10/3/08

1.	Does this project require any **special handling** in addition to standard Paragon procedures?		YES	NO
2.	Are custody **seals** on **shipping containers** intact?	NONE	YES	NO
3.	Are Custody seals on **sample containers** intact?	NONE	YES	NO
4.	Is there a **COC (Chain-of-Custody) present** or other representative documents?		YES	NO
5.	Are the **COC and bottle labels complete and legible**?		YES	NO
6.	Is the **COC in agreement** with samples received? (IDs, dates, times, no. of samples, no. of containers, matrix, requested analyses, etc.)		YES *	NO
7.	Were **airbills / shipping documents** present and/or removable?	DROP OFF	YES	NO
8.	Are all aqueous **samples requiring preservation preserved correctly?** (excluding volatiles)	N/A	YES	NO
9.	Are all aqueous **non-preserved samples pH 4-9**?	N/A	YES	NO
10.	Is there **sufficient sample** for the requested analyses?		YES	NO
11.	Were all samples placed in the **proper containers** for the requested analyses?		YES	NO
12.	Are all samples within **holding times** for the requested analyses?		YES	NO
13.	Were all sample containers received **intact**? (not broken or leaking, etc.)		YES	NO
14.	Are all samples requiring **no** headspace (**VOC, GRO, RSK/MEE, Rx CN/S, radon**) headspace free? **Size of bubble:** x < green pea x > green pea	N/A	YES	NO •
15.	Do perchlorate LCMS-MS samples **have** headspace? (at least 1/3 of container required)	N/A	YES	NO
16.	Were samples checked for and free from the presence of **residual chlorine?** (Applicable when PM has indicated samples are from a chlorinated water source; note if field preservation with sodium thiosulfate was not observed.)	N/A	YES	NO
17.	Were the samples **shipped on ice**?		YES	NO
18.	Were cooler temperatures measured at 0.1-6.0°C? **IR gun used*:** #2 #4	RAD ONLY	YES	NO

Cooler #:	~~4~~ DJ 10/3/08	1114						
#2 Temperature (°C):	7°	4°						
No. of custody seals on cooler:	1	1						
DOT Survey/ Acceptance Information — External µR/hr reading:	13	13						
Background µR/hr reading:	11							

Were external µR/hr readings ≤ two times background and within DOT acceptance criteria? **YES / NO / NA** (If no, see Form 008.)

Additional Information: PROVIDE DETAILS BELOW FOR A NO RESPONSE TO ANY QUESTION ABOVE, EXCEPT #1 AND #16.

Samples physically received 10/3/08. Unpacked 10/4/08

* Samples 4 and 5 (Trip Blank and Trip Blank 100308) No sample time listed

• Sample 1 (Cistern 100308) 1 of 3 40ml VOC vials contain headspace < pea

2 (CD100308) ↓ ↓ ↓ ↓ ↓ ↓ > pea.

TOC bottles Not rec'd at Paragon

If applicable, was the client contacted? **YES / NO / NA** Contact: _____ Date/Time: _____

Project Manager Signature / Date: _____

*IR Gun #2: Oakton, SN 29922500201-0066 *IR Gun #4: Oakton, SN 2372220101-0002

An "-S" was added as the suffix for soil sample Cistern 100308 per URS.

8

Form 201r21.xls (7/30/08)

Analytical Results

Glycols by GC/FID

Method SW8015GLYCOLB

Method Blank

Lab Name: **Paragon Analytics**
Work Order Number: 0810031
Client Name: URS
ClientProject ID: Cistern Excavation

Lab ID: EX081008-3MB

Sample Matrix: WATER
% Moisture: N/A
Date Collected: N/A
Date Extracted: 08-Oct-08
Date Analyzed: 13-Oct-08

Prep Batch: EX081008-3
QCBatchID: EX081008-3-1
Run ID: HCE081013-3A
Cleanup: NONE
Basis: N/A
File Name: F3F32622

Sample Aliquot: 2 ml
Final Volume: 4 ml
Result Units: UG/L
Clean DF: 1

CASNO	Target Analyte	DF	Result	Reporting Limit	MDL	Result Qualifier	EPA Qualifier
57-55-6	PROPYLENE GLYCOL	1	20000	20000	2300	U	
107-21-1	ETHYLENE GLYCOL	1	20000	20000	2600	U	

Data Package ID: *HCE0810031-1*

Glycols by GC/FID

Method SW8015GLYCOLB

Sample Results

Lab Name: **Paragon Analytics**
Work Order Number: 0810031
Client Name: URS
ClientProject ID: Cistern Excavation

Field ID: Cistern 100308
Lab ID: 0810031-1

Sample Matrix: WATER
% Moisture: N/A
Date Collected: 03-Oct-08
Date Extracted: 08-Oct-08
Date Analyzed: 13-Oct-08
Prep Method: NONE

Prep Batch: EX081008-3
QCBatchID: EX081008-3-1
Run ID: HCE081013-3A
Cleanup: NONE
Basis: As Received
File Name: F3F32618

Sample Aliquot: 2 ml
Final Volume: 4 ml
Result Units: UG/L
Clean DF: 1

CASNO	Target Analyte	Dilution Factor	Result	Reporting Limit	MDL	Result Qualifier	EPA Qualifier
57-55-6	PROPYLENE GLYCOL	1	20000	20000	2300	U	
107-21-1	ETHYLENE GLYCOL	1	3100	20000	2600	J	

Data Package ID: *HCE0810031-1*

Glycols by GC/FID

Method SW8015GLYCOLB

Sample Results

Lab Name: **Paragon Analytics**
Work Order Number: 0810031
Client Name: URS
ClientProject ID: Cistern Excavation

Field ID: CD 100308
Lab ID: 0810031-2

Sample Matrix: WATER
% Moisture: N/A
Date Collected: 03-Oct-08
Date Extracted: 08-Oct-08
Date Analyzed: 13-Oct-08
Prep Method: NONE

Prep Batch: EX081008-3
QCBatchID: EX081008-3-1
Run ID: HCE081013-3A
Cleanup: NONE
Basis: As Received
File Name: F3F32621

Sample Aliquot: 2 ml
Final Volume: 4 ml
Result Units: UG/L
Clean DF: 1

CASNO	Target Analyte	Dilution Factor	Result	Reporting Limit	MDL	Result Qualifier	EPA Qualifier
57-55-6	PROPYLENE GLYCOL	1	20000	20000	2300	U	
107-21-1	ETHYLENE GLYCOL	1	20000	20000	2600	U	

Data Package ID: *HCE0810031-1*

Supporting QA/QC Data

Glycols by GC/FID

Method SW8015GLYCOLB

Laboratory Control Sample and Laboratory Control Sample Duplicate

Lab Name: **Paragon Analytics**
Work Order Number: 0810031
Client Name: URS
ClientProject ID: Cistern Excavation

Lab ID: EX081008-3LCS

Sample Matrix: WATER
% Moisture: N/A
Date Collected: N/A
Date Extracted: 10/08/2008
Date Analyzed: 10/13/2008
Prep Method: NONE

Prep Batch: EX081008-3
QCBatchID: EX081008-3-1
Run ID: HCE081013-3A
Cleanup: NONE
Basis: N/A
File Name: F3F32616

Sample Aliquot: 2 ml
Final Volume: 4 ml
Result Units: UG/L
Clean DF: 1

CASNO	Target Analyte	Spike Added	LCS Result	Reporting Limit	Result Qualifier	LCS % Rec.	Control Limits
57-55-6	PROPYLENE GLYCOL	100000	97500	20000		97	50 - 150%
107-21-1	ETHYLENE GLYCOL	100000	94600	20000		95	50 - 150%

Lab ID: EX081008-3LCSD

Sample Matrix: WATER
% Moisture: N/A
Date Collected: N/A
Date Extracted: 10/08/2008
Date Analyzed: 10/13/2008
Prep Method: NONE

Prep Batch: EX081008-3
QCBatchID: EX081008-3-1
Run ID: HCE081013-3A
Cleanup: NONE
Basis: N/A
File Name: F3F32617

Sample Aliquot: 2 ml
Final Volume: 4 ml
Result Units: UG/L
Clean DF: 1

CASNO	Target Analyte	Spike Added	LCSD Result	Reporting Limit	Result Qualifier	LCSD % Rec.	RPD Limit	RPD
57-55-6	PROPYLENE GLYCOL	100000	97800	20000		97	30	0
107-21-1	ETHYLENE GLYCOL	100000	96000	20000		96	30	1

Data Package ID: *HCE0810031-1*

Glycols by GC/FID

Method SW8015GLYCOLB

Matrix Spike And Matrix Spike Duplicate

Lab Name: **Paragon Analytics**
Work Order Number: 0810031
Client Name: URS
ClientProject ID: Cistern Excavation

Field ID: Cistern 100308
LabID: 0810031-1MS

Sample Matrix: WATER
% Moisture: N/A
Date Collected: 03-Oct-08
Date Extracted: 08-Oct-08
Date Analyzed: 13-Oct-08
Prep Method: NONE

Prep Batch: EX081008-3
QCBatchID: EX081008-3-1
Run ID: HCE081013-3A
Cleanup: NONE
Basis: As Received

Sample Aliquot: 2 ml
Final Volume: 4 ml
Result Units: UG/L
File Name: F3F32619

CASNO	Target Analyte	Sample Result	Samp Qual	MS Result	MS Qual	Reporting Limit	Spike Added	MS % Rec.	Control Limits
57-55-6	PROPYLENE GLYCOL	20000	U	93100		20000	100000	93	50 - 150%
107-21-1	ETHYLENE GLYCOL	3100	J	92300		20000	100000	89	50 - 150%

Field ID: Cistern 100308
LabID: 0810031-1MSD

Sample Matrix: WATER
% Moisture: N/A
Date Collected: 03-Oct-08
Date Extracted: 08-Oct-08
Date Analyzed: 13-Oct-08
Prep Method: NONE

Prep Batch: EX081008-3
QCBatchID: EX081008-3-1
Run ID: HCE081013-3A
Cleanup: NONE
Basis: As Received

Sample Aliquot: 2 ml
Final Volume: 4 ml
Result Units: UG/L
File Name: F3F32620

CASNO	Target Analyte	MSD Result	MSD Qual	Spike Added	MSD % Rec.	Reporting Limit	RPD Limit	RPD
57-55-6	PROPYLENE GLYCOL	94000		100000	94	20000	50	1
107-21-1	ETHYLENE GLYCOL	94900		100000	92	20000	50	3

Data Package ID: *HCE0810031-1*

Prep Batch ID: EX081008-3

Start Date: 10/08/08
Start Time: 13:45
Prep Analyst: Teresa Buettgenbac

End Date: 10/08/08
End Time: 14:30

Concentration Method: NONE
Extract Method: NONE
Initial Volume Units: ml
Final Volume Units: ml

Batch Created By: tlb
Date Created: 10/08/08
Time Created: 13:18
Validated By: jfn
Date Validated: 10/14/08
Time Validated: 11:08

Comments:

QC Batch ID: EX081008-3-1

Lab ID	QC Type	Field ID	Matrix	Date Collected	Initial Wt/Vol	Final Wt/Vol	Cleanup Method	Cleanup DF	Order Number
EX081008-3	MB	XXXXXX	WATER	XXXXXX	2	4	NONE	1	0810031
EX081008-3	LCS	XXXXXX	WATER	XXXXXX	2	4	NONE	1	0810031
EX081008-3	LCSD	XXXXXX	WATER	XXXXXX	2	4	NONE	1	0810031
0810031-1	MS	Cistern 100308	WATER	10/3/2008	2	4	NONE	1	0810031
0810031-1	MSD	Cistern 100308	WATER	10/3/2008	2	4	NONE	1	0810031
0810031-1	SMP	Cistern 100308	WATER	10/3/2008	2	4	NONE	1	0810031
0810031-2	SMP	CD 100308	WATER	10/3/2008	2	4	NONE	1	0810031

In generating this benchsheet, prep analyst states that all aspects of sample preparation as set forth in the appropriate PAR SOP's (including Kuderna-Danish temperatures, proper flow settings on the N-evap, and final volumes) were properly adhered to (unless otherwise noted herein).

QC Types

CAR	Carrier reference sample	DUP	Laboratory Duplicate
LCS	Laboratory Control Sample	LCSD	Laboratory Control Sample Duplicat
MB	Method Blank	MS	Laboratory Matrix Spike
MSD	Laboratory Matrix Spike Duplicate	REP	Sample replicate
SMP	Field Sample	SYS	Sample Yield Spike

Paragon Analytics, Inc.

Inst. ID: FUELS3

C:\HPCHEM\5\METHODS\EP101308.M
Calibration Date: 10/13/08

1 = F3F32613.D 2 = F3F32612.D 3 = F3F32611.D 4 = F3F32610.D
5 = F3F32609.D 6 = F3F32608.D

	Calibration Factors					
Compound	1	2	3	4	5	6
Ethylene Glycol	304.60	317.12	313.94	325.12	365.10	346.39
Propylene Glycol	411.00	418.80	419.76	429.93	486.35	459.11

	Ave. CF	%RSD	Corr.	Curve fit	Linear curve info	
Compound			r2	type	slope	y-int
Ethylene Glycol	328.7	6.9	0.069	Average	328.711	0.00
Propylene Glycol	437.5	6.7	0.067	Average	437.4915	0.00

	Calibration Level (µg/ml)					
Compound	1	2	3	4	5	6
Ethylene Glycol	10	25	50	100	200	500
Propylene Glycol	10	25	50	100	200	500

EB 10/14/08

Calibration Verification Summary

Paragon Analytics

Sample: 400ug/mL EGPG ICV

Data File #1: C:\HPCHEM\5\DATA\10132008\F3F32614.D Column #1: Stabilwax

	Column #1				Col. #1	Col. #1
COMPOUND	Exp. RT (min)	Found RT (min)	Dev (min)	Nom Conc µg/ml	Conc µg/ml	%D
Ethylene Glycol	6.506	6.497	0.009	400	416	4
Propylene Glycol	6.163	6.157	0.006	400	424	6

EB 10/14/08

Calibration Verification Summary

Paragon Analytics

Sample: 100ug/mL EGPG CCV

Data File #1: C:\HPCHEM\5\DATA\10132008\F3F32625.D Column #1: Stabilwax

	Column #1				Col. #1	Col. #1
COMPOUND	Exp. RT (min)	Found RT (min)	Dev (min)	Nom Conc µg/ml	Conc µg/ml	%D
Ethylene Glycol	6.506	6.500	0.006	100	96	4
Propylene Glycol	6.163	6.163	0.000	100	96	4

EB 10/14/08

Supporting Raw Data

Instrument Name Furcs 3

Paragon Analytics

Logbook No./Page 364796

Sequence File: C:\HPCHEM\ 5 \SEQUENCE\ 10132008.S Date Analyzed 10/13/08 Operator EB GC Method EGPG 1

Data Path: C:\HPCHEM\ 5 \DATA\ 10132008 Analytical Method 8015EGPG SOP 449 Rev. 1

~~Hexane~~ Acetone Lot CV512 Dichloromethane Lot N/A **Reviewed by / date** _____ Form 531r2.xls (9/14/2001)

Vial	Data File	Method	Sample Name		Comments	rr?
100	F3F32607	EP101308	BLANK			NO
1	F3F32608	EP101308	500ug/mL EGPG ICAL		250µl ST080923-2 + 750µl 50/50 H_2O+Acetone	
2	F3F32609	EP101308	200ug/mL EGPG ICAL		100µl ST080923-2 + 900µl 50/50 H_2O+Acetone	
3	F3F32610	EP101308	100ug/mL EGPG ICAL		50µl ST080923-2 + 950µl 50/50 H_2O+Acetone	
4	F3F32611	EP101308	50ug/mL EGPG ICAL		25µl ST080923-2 + 975µl 50/50 H_2O+Acetone	
5	F3F32612	EP101308	25ug/mL EGPG ICAL		12.5µl ST080923-2 + 987.5µl 50/50 H_2O+Acetone	
6	F3F32613	EP101308	10ug/mL EGPG ICAL		5µl ST080923-2 + 995µl 50/50 H_2O+Acetone	
7	F3F32614	EP101308	400ug/mL EGPG ICV	PASS	200µl ST081013-8 + 800µl 50/50 H_2O+Acetone	
8	F3F32615	EP101308	EX081008-3MB	10/14/08	EG 7 mol L AL will re-analyze	Yes
9	F3F32616	EP101308	EX081008-3LCS			NO
10	F3F32617	EP101308	EX081008-3LCSD			
11	F3F32618	EP101308	0810031-1			
12	F3F32619	EP101308	0810031-1MS	EB		
13	F3F32620	EP101308	0810031-1MSD			
14	F3F32621	EP101308	0810031-2			
15	F3F32622	EP101308	EX081008-3MB			
16	F3F32623	EP101308	IPR1			
17	F3F32624	EP101308	IPR2			
18	F3F32625	EP101308	100ug/mL EGPG CCV	PASS	50µl ST080923-2 + 950µl 50/50 H_2O/Acetone	

EB 10/14/08

Calibration Raw Data

Quantitation Report

Data File : C:\HPCHEM\5\DATA\10132008\F3F32608.D Vial: 1
Acq On : 13 Oct 08 03:05 PM Operator: edb
Sample : 500ug/mL EGPG ICAL Inst : FUELS3
Misc : 250uL ST080923-2 + 750uL 50/50 H20/ACETO Multiplr: 1.00
Quant Time: Oct 13 16:52 19108

Method : C:\HPCHEM\5\METHODS\EP101308.M
Title : 8015Bmod, Glycols
Last Update : Mon Oct 13 16:52:32 2008
Response via : Multiple Level Calibration

Volume Inj. : 0.5uL
Signal Phase : Stabilwax, 30m, 0.32mm, 1.0µm
Signal Info : FID

Compound	R.T.	Response	Conc Units
Target Compounds			
1) Ethylene Glycol	6.51	173193	514.28 µg/mLm-
2) T Propylene Glycol	6.16	229557	525.79 µg/mlm-

(f)=RT Delta > 1/2 Window (m)=manual int.

EB 10/14/08

Quantitation Report

Data File : C:\HPCHEM\5\DATA\10132008\F3F32608.D Vial: 1
Acq On : 13 Oct 08 03:05 PM Operator: edb
Sample : 500ug/mL EGPG ICAL Inst : FUELS3
Misc : 250uL ST080923-2 + 750uL 50/50 H20/ACETO Multiplr: 1.00
Quant Time: Oct 13 16:52 19108

Method : C:\HPCHEM\5\METHODS\EP101308.M
Title : 8015Bmod, Glycols
Last Update : Mon Oct 13 16:49:30 2008
Response via : Multiple Level Calibration

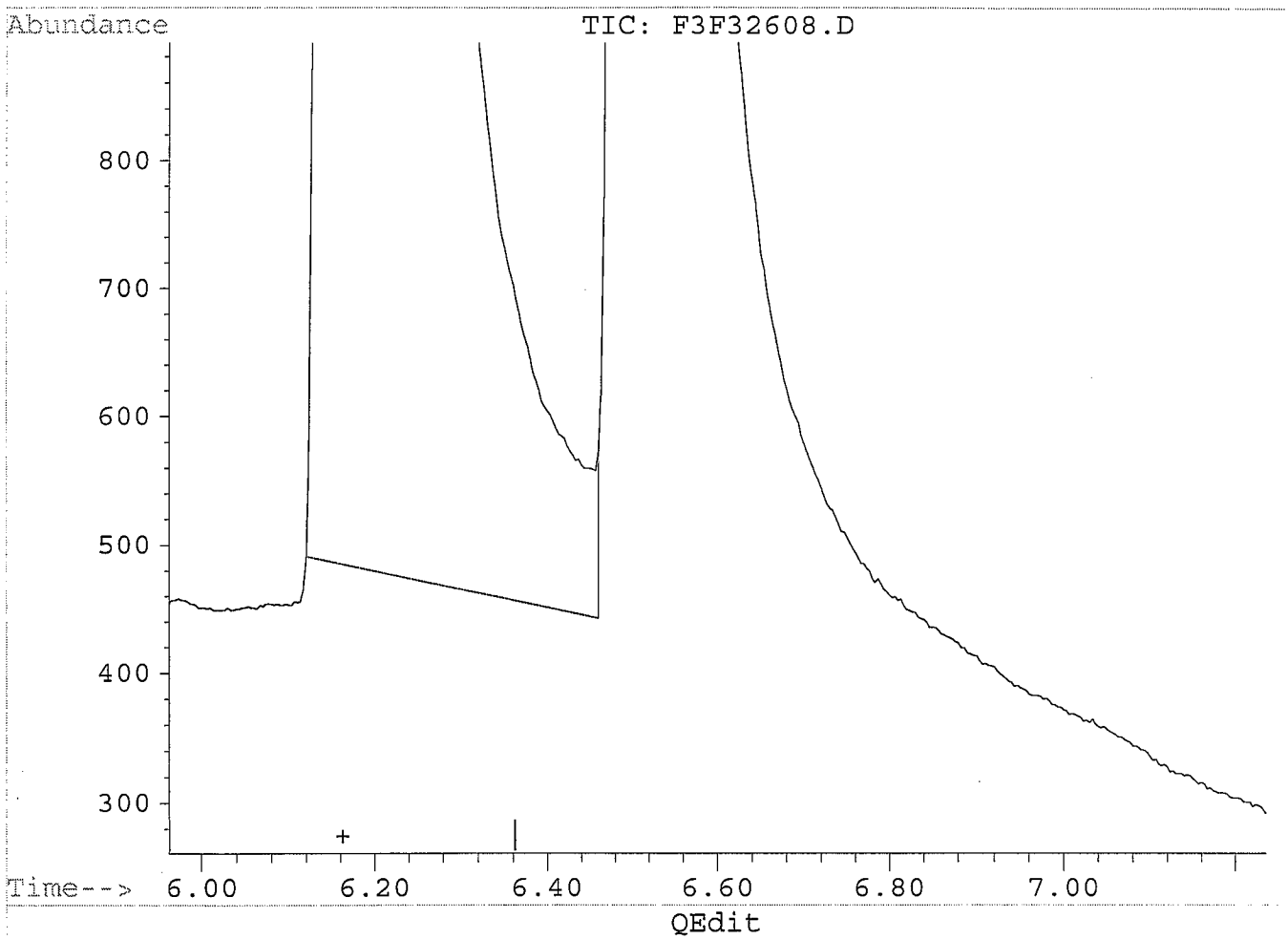

(2) Propylene Glycol (T)
6.16min 524.88µg/ml
response 229163

BEFORE

(+) = Expected Retention Time
F3F32608.D EP101308.M Mon Oct 13 16:52:17 2008

Quantitation Report

Data File : C:\HPCHEM\5\DATA\10132008\F3F32608.D Vial: 1
Acq On : 13 Oct 08 03:05 PM Operator: edb
Sample : 500ug/mL EGPG ICAL Inst : FUELS3
Misc : 250uL ST080923-2 + 750uL 50/50 H20/ACETO Multiplr: 1.00
Quant Time: Oct 13 16:52 19108

Method : C:\HPCHEM\5\METHODS\EP101308.M
Title : 8015Bmod, Glycols
Last Update : Mon Oct 13 16:49:30 2008
Response via : Multiple Level Calibration

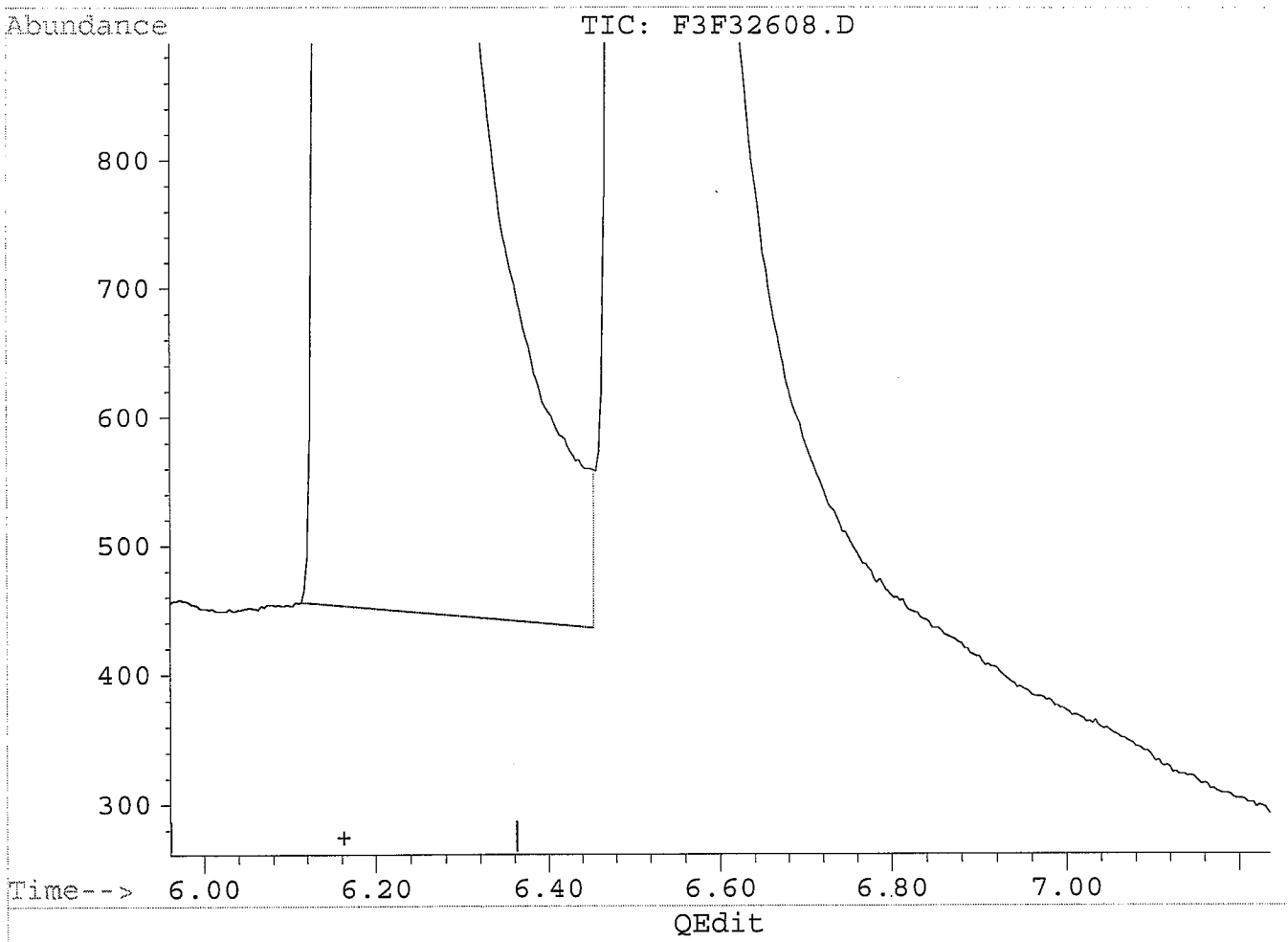

(2) Propylene Glycol (T)
6.16min 525.79µg/ml m
response 229557

MANUAL RE-INTEGRATION

- ☐ missed peak assignment
- ☐ assigned incorrect name to peak
- ☐ over-integrated peak's area
- ☑ under-integrated peak's area
- ☐ other _____

initials EB *date* 10/14/08

(+) = Expected Retention Time
F3F32608.D EP101308.M Mon Oct 13 16:52:26 2008

Quantitation Report

Data File : C:\HPCHEM\5\DATA\10132008\F3F32608.D Vial: 1
Acq On : 13 Oct 08 03:05 PM Operator: edb
Sample : 500ug/mL EGPG ICAL Inst : FUELS3
Misc : 250uL ST080923-2 + 750uL 50/50 H20/ACETO Multiplr: 1.00
Quant Time: Oct 13 16:44 19108

Method : C:\HPCHEM\5\METHODS\EP101308.M
Title : 8015Bmod, Glycols
Last Update : Mon Oct 13 16:49:30 2008
Response via : Multiple Level Calibration

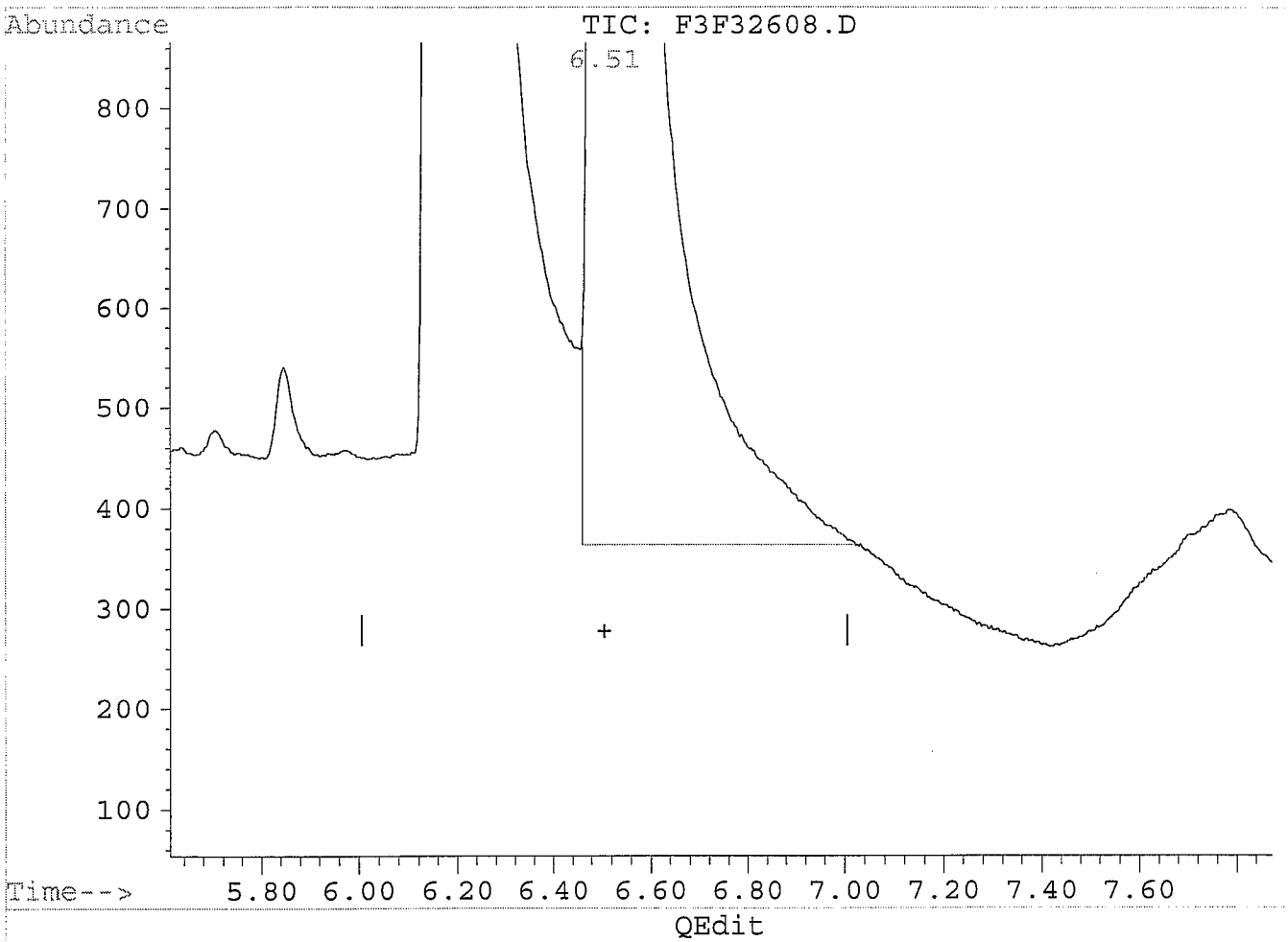

(1) Ethylene Glycol
6.51min 517.52µg/mL
response 174284

BEFORE

(+) = Expected Retention Time
F3F32608.D EP101308.M Mon Oct 13 16:51:58 2008

Quantitation Report

Data File : C:\HPCHEM\5\DATA\10132008\F3F32608.D Vial: 1
Acq On : 13 Oct 08 03:05 PM Operator: edb
Sample : 500ug/mL EGPG ICAL Inst : FUELS3
Misc : 250uL ST080923-2 + 750uL 50/50 H20/ACETO Multiplr: 1.00
Quant Time: Oct 13 16:52 19108

Method : C:\HPCHEM\5\METHODS\EP101308.M
Title : 8015Bmod, Glycols
Last Update : Mon Oct 13 16:49:30 2008
Response via : Multiple Level Calibration

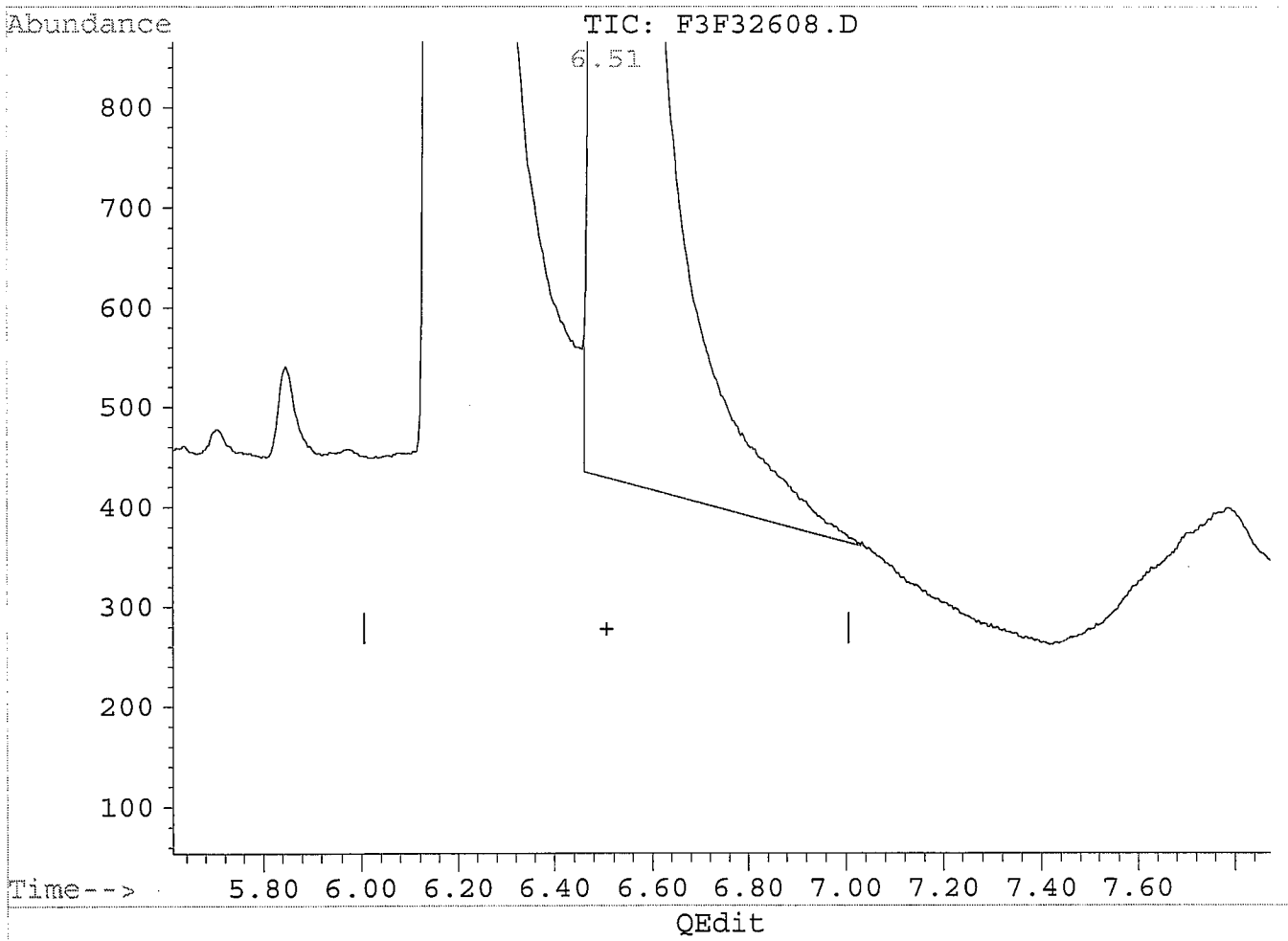

(1) Ethylene Glycol
6.51min 514.28µg/mL m
response 173193

MANUAL RE-INTEGRATION

- ☐ missed peak assignment
- ☐ assigned incorrect name to peak
- ☑ over-integrated peak's area
- ☐ under-integrated peak's area
- ☐ other _____

initials EB *date* 10/14/08

(+) = Expected Retention Time
F3F32608.D EP101308.M Mon Oct 13 16:52:08 2008

Quantitation Report

Data File : C:\HPCHEM\5\DATA\10132008\F3F32608.D Vial: 1
Acq On : 13 Oct 08 03:05 PM Operator: edb
Sample : 500ug/mL EGPG ICAL Inst : FUELS3
Misc : 250uL ST080923-2 + 750uL 50/50 H20/ACETO Multiplr: 1.00
Quant Time: Oct 13 16:52 19108

Method : C:\HPCHEM\5\METHODS\EP101308.M
Title : 8015Bmod, Glycols
Last Update : Mon Oct 13 16:52:32 2008
Response via : Multiple Level Calibration

Volume Inj. : 0.5uL
Signal Phase : Stabilwax, 30m, 0.32mm, 1.0μm
Signal Info : FID

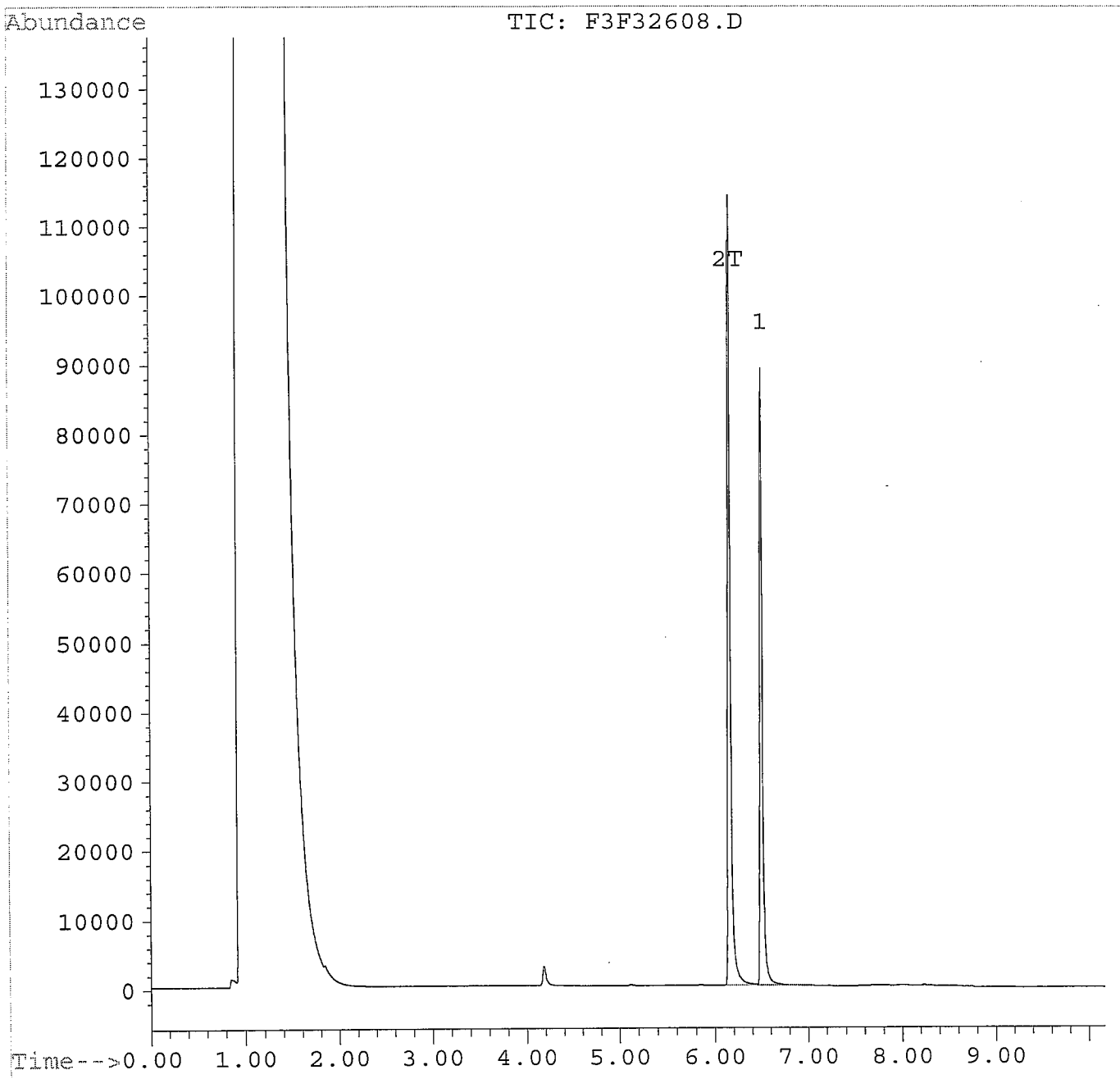

Quantitation Report

Data File : C:\HPCHEM\5\DATA\10132008\F3F32609.D Vial: 2
Acq On : 13 Oct 08 03:18 PM Operator: edb
Sample : 200ug/mL EGPG ICAL Inst : FUELS3
Misc : 100uL ST080923-2 + 900uL 50/50 H20/ACETO Multiplr: 1.00
Quant Time: Oct 13 16:53 19108

Method : C:\HPCHEM\5\METHODS\EP101308.M
Title : 8015Bmod, Glycols
Last Update : Mon Oct 13 16:52:32 2008
Response via : Multiple Level Calibration

Volume Inj. : 0.5uL
Signal Phase : Stabilwax, 30m, 0.32mm, 1.0μm
Signal Info : FID

	Compound	R.T.	Response	Conc	Units
Target Compounds					
1)	Ethylene Glycol	6.49	73020	216.83	μg/mLm
2) T	Propylene Glycol	6.16	97269	222.79	μg/mlm

(f)=RT Delta > 1/2 Window (m)=manual int.

EB 10/14/08

Quantitation Report

Data File : C:\HPCHEM\5\DATA\10132008\F3F32609.D Vial: 2
Acq On : 13 Oct 08 03:18 PM Operator: edb
Sample : 200ug/mL EGPG ICAL Inst : FUELS3
Misc : 100uL ST080923-2 + 900uL 50/50 H20/ACETO Multiplr: 1.00
Quant Time: Oct 13 16:53 19108

Method : C:\HPCHEM\5\METHODS\EP101308.M
Title : 8015Bmod, Glycols
Last Update : Mon Oct 13 16:52:32 2008
Response via : Multiple Level Calibration

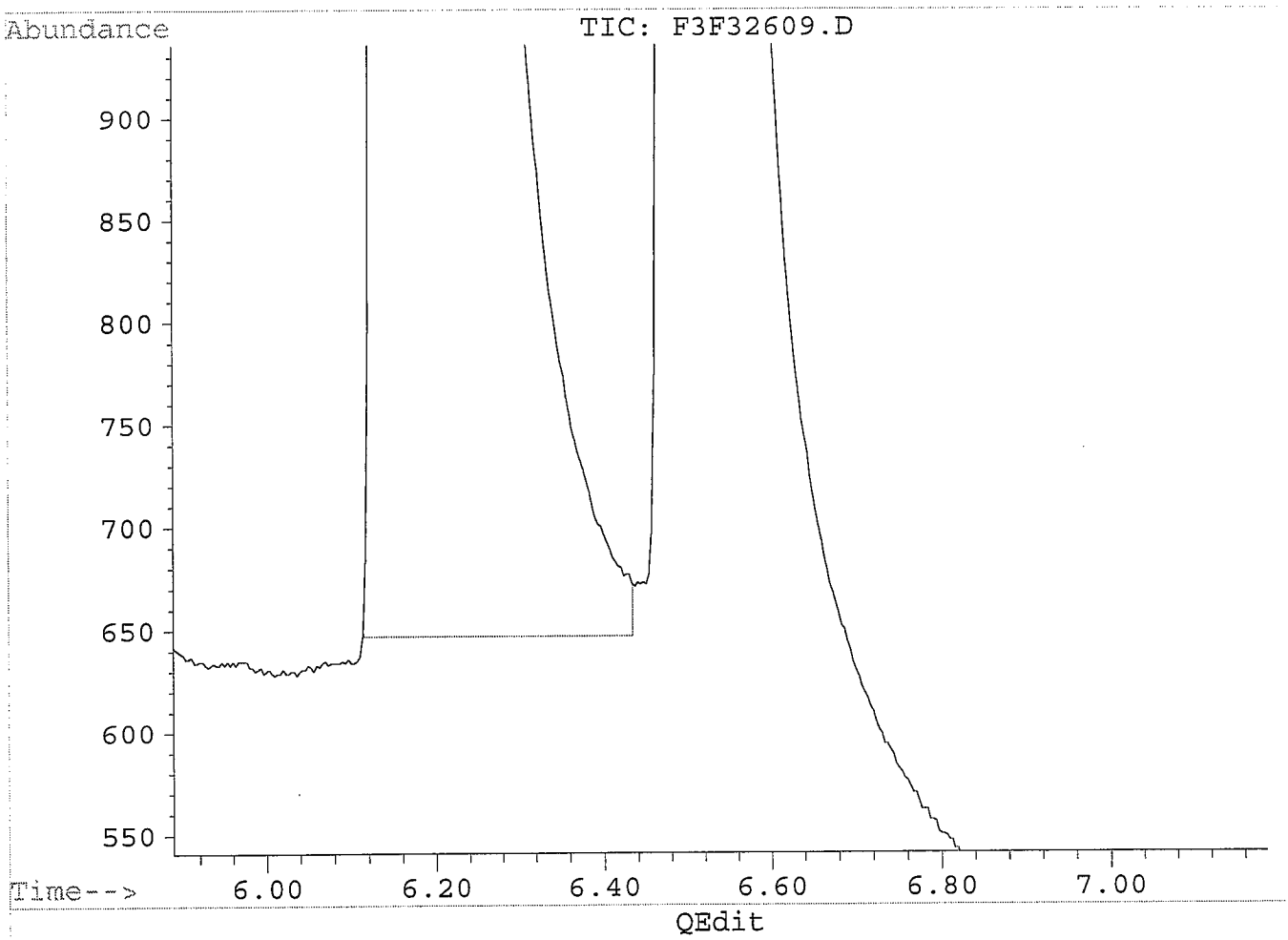

(2) Propylene Glycol (T)
6.16min 221.32µg/ml
response 96629

BEFORE

(+) = Expected Retention Time
F3F32609.D EP101308.M Mon Oct 13 16:53:26 2008

Quantitation Report

Data File : C:\HPCHEM\5\DATA\10132008\F3F32609.D Vial: 2
Acq On : 13 Oct 08 03:18 PM Operator: edb
Sample : 200ug/mL EGPG ICAL Inst : FUELS3
Misc : 100uL ST080923-2 + 900uL 50/50 H20/ACETO Multiplr: 1.00
Quant Time: Oct 13 16:53 19108

Method : C:\HPCHEM\5\METHODS\EP101308.M
Title : 8015Bmod, Glycols
Last Update : Mon Oct 13 16:52:32 2008
Response via : Multiple Level Calibration

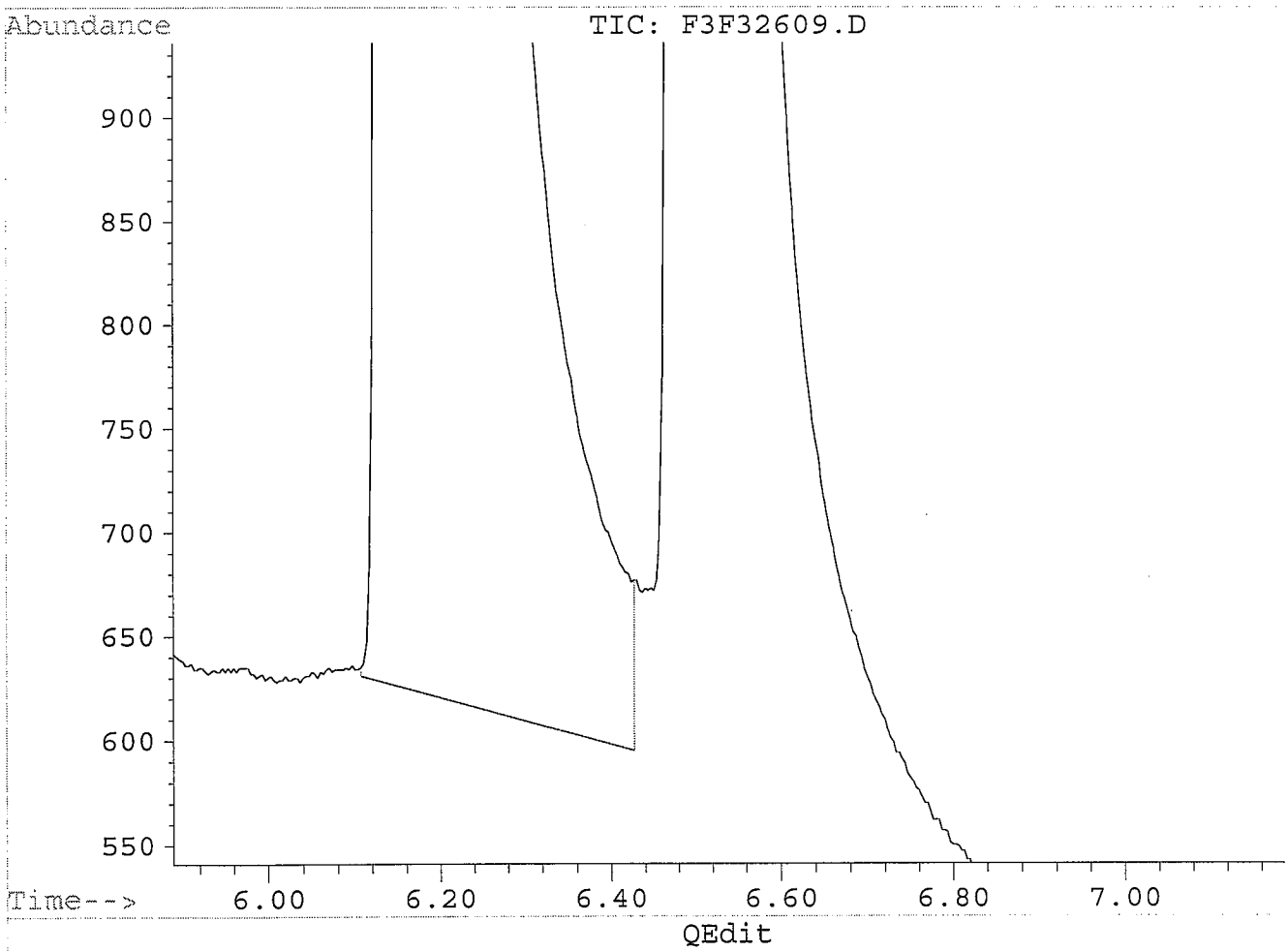

(2) Propylene Glycol (T)
6.16min 222.79µg/ml m
response 97269

MANUAL RE-INTEGRATION

- ☐ missed peak assignment
- ☐ assigned incorrect name to peak
- ☐ over-integrated peak's area
- ☑ under-integrated peak's area
- ☐ other _____

initials EB *date* 10/14/08

(+) = Expected Retention Time
F3F32609.D EP101308.M Mon Oct 13 16:53:37 2008

Quantitation Report

Data File : C:\HPCHEM\5\DATA\10132008\F3F32609.D Vial: 2
Acq On : 13 Oct 08 03:18 PM Operator: edb
Sample : 200ug/mL EGPG ICAL Inst : FUELS3
Misc : 100uL ST080923-2 + 900uL 50/50 H20/ACETO Multiplr: 1.00
Quant Time: Oct 13 16:49 19108

Method : C:\HPCHEM\5\METHODS\EP101308.M
Title : 8015Bmod, Glycols
Last Update : Mon Oct 13 16:52:32 2008
Response via : Multiple Level Calibration

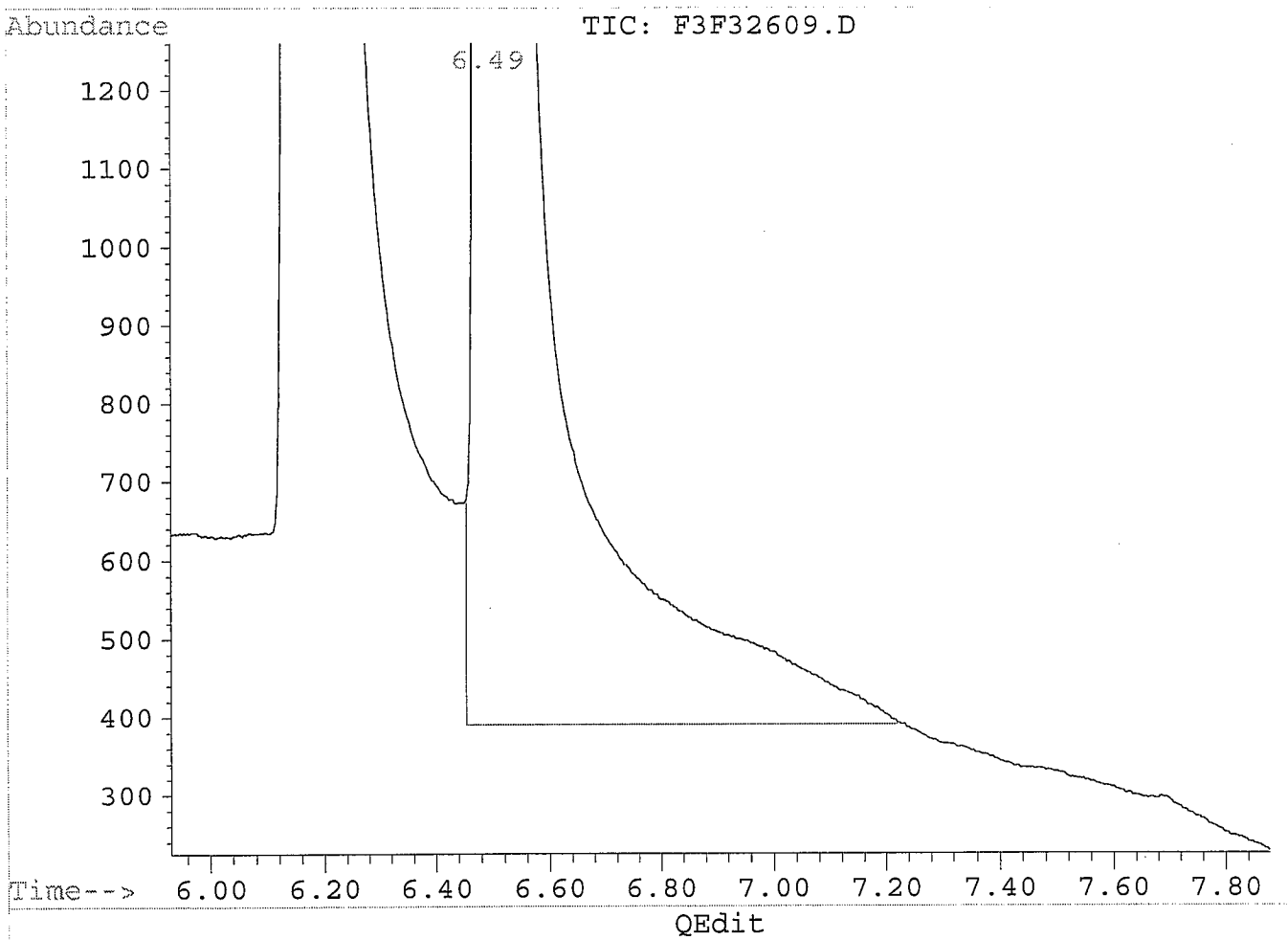

(1) Ethylene Glycol
6.49min 234.91µg/mL
response 79111

BEFORE

(+) = Expected Retention Time
F3F32609.D EP101308.M Mon Oct 13 16:52:56 2008

Quantitation Report

Data File : C:\HPCHEM\5\DATA\10132008\F3F32609.D Vial: 2
Acq On : 13 Oct 08 03:18 PM Operator: edb
Sample : 200ug/mL EGPG ICAL Inst : FUELS3
Misc : 100uL ST080923-2 + 900uL 50/50 H20/ACETO Multiplr: 1.00
Quant Time: Oct 13 16:53 19108

Method : C:\HPCHEM\5\METHODS\EP101308.M
Title : 8015Bmod, Glycols
Last Update : Mon Oct 13 16:52:32 2008
Response via : Multiple Level Calibration

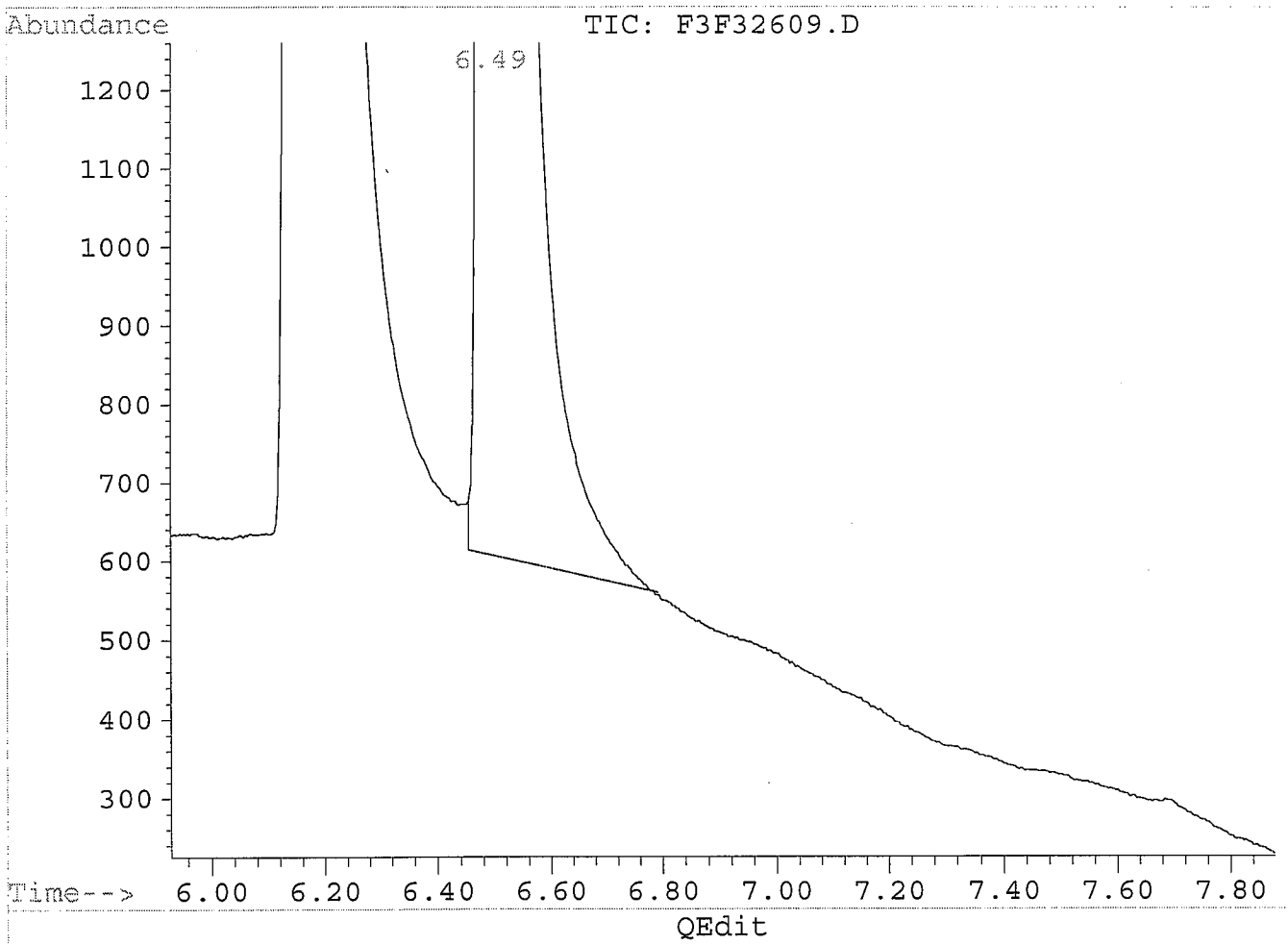

(1) Ethylene Glycol
6.49min 216.83µg/mL m
response 73020

MANUAL RE-INTEGRATION

- ☐ missed peak assignment
- ☐ assigned incorrect name to peak
- ☑ over-integrated peak's area
- ☐ under-integrated peak's area
- ☐ other _____

initials EB *date* 10/14/08

(+) = Expected Retention Time
F3F32609.D EP101308.M Mon Oct 13 16:53:18 2008

Quantitation Report

Data File : C:\HPCHEM\5\DATA\10132008\F3F32609.D Vial: 2
Acq On : 13 Oct 08 03:18 PM Operator: edb
Sample : 200ug/mL EGPG ICAL Inst : FUELS3
Misc : 100uL ST080923-2 + 900uL 50/50 H20/ACETO Multiplr: 1.00
Quant Time: Oct 13 16:53 19108

Method : C:\HPCHEM\5\METHODS\EP101308.M
Title : 8015Bmod, Glycols
Last Update : Mon Oct 13 16:52:32 2008
Response via : Multiple Level Calibration

Volume Inj. : 0.5uL
Signal Phase : Stabilwax, 30m, 0.32mm, 1.0μm
Signal Info : FID

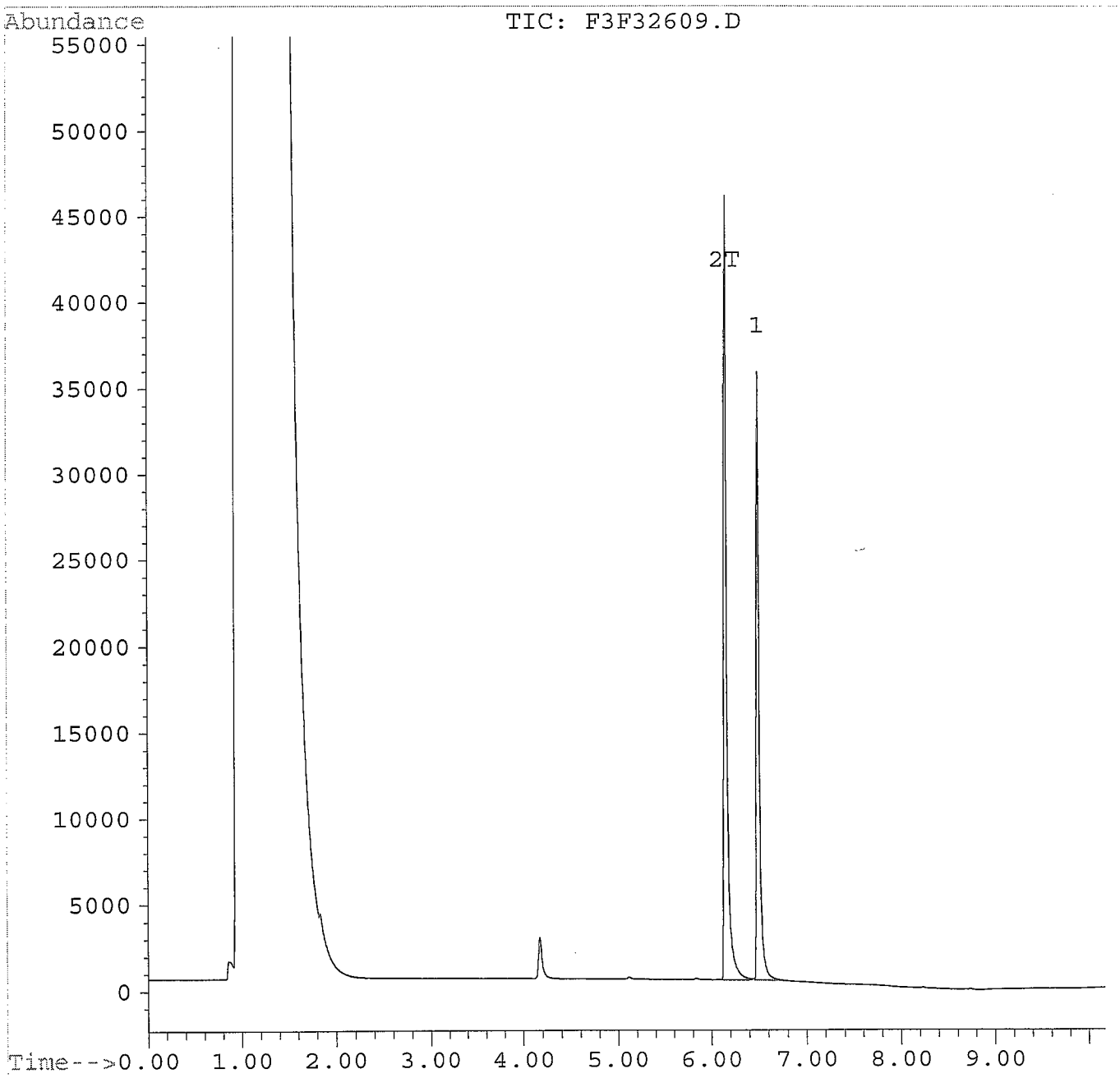

Quantitation Report

Data File : C:\HPCHEM\5\DATA\10132008\F3F32610.D Vial: 3
Acq On : 13 Oct 08 03:32 PM Operator: edb
Sample : 100ug/mL EGPG ICAL Inst : FUELS3
Misc : 50uL ST080923-2 + 950uL 50/50 H20/ACETON Multiplr: 1.00
Quant Time: Oct 13 16:54 19108

Method : C:\HPCHEM\5\METHODS\EP101308.M
Title : 8015Bmod, Glycols
Last Update : Mon Oct 13 16:53:54 2008
Response via : Multiple Level Calibration

Volume Inj. : 0.5uL
Signal Phase : Stabilwax, 30m, 0.32mm, 1.0µm
Signal Info : FID

Compound	R.T.	Response	Conc Units
Target Compounds			
1) Ethylene Glycol	6.50	32512	98.13 µg/mLm
2) T Propylene Glycol	6.16	42993	98.32 µg/mlm

(f)=RT Delta > 1/2 Window (m)=manual int.

EB 10/14/08

Quantitation Report

Data File : C:\HPCHEM\5\DATA\10132008\F3F32610.D Vial: 3
Acq On : 13 Oct 08 03:32 PM Operator: edb
Sample : 100ug/mL EGPG ICAL Inst : FUELS3
Misc : 50uL ST080923-2 + 950uL 50/50 H20/ACETON Multiplr: 1.00
Quant Time: Oct 13 16:54 19108

Method : C:\HPCHEM\5\METHODS\EP101308.M
Title : 8015Bmod, Glycols
Last Update : Mon Oct 13 16:53:54 2008
Response via : Multiple Level Calibration

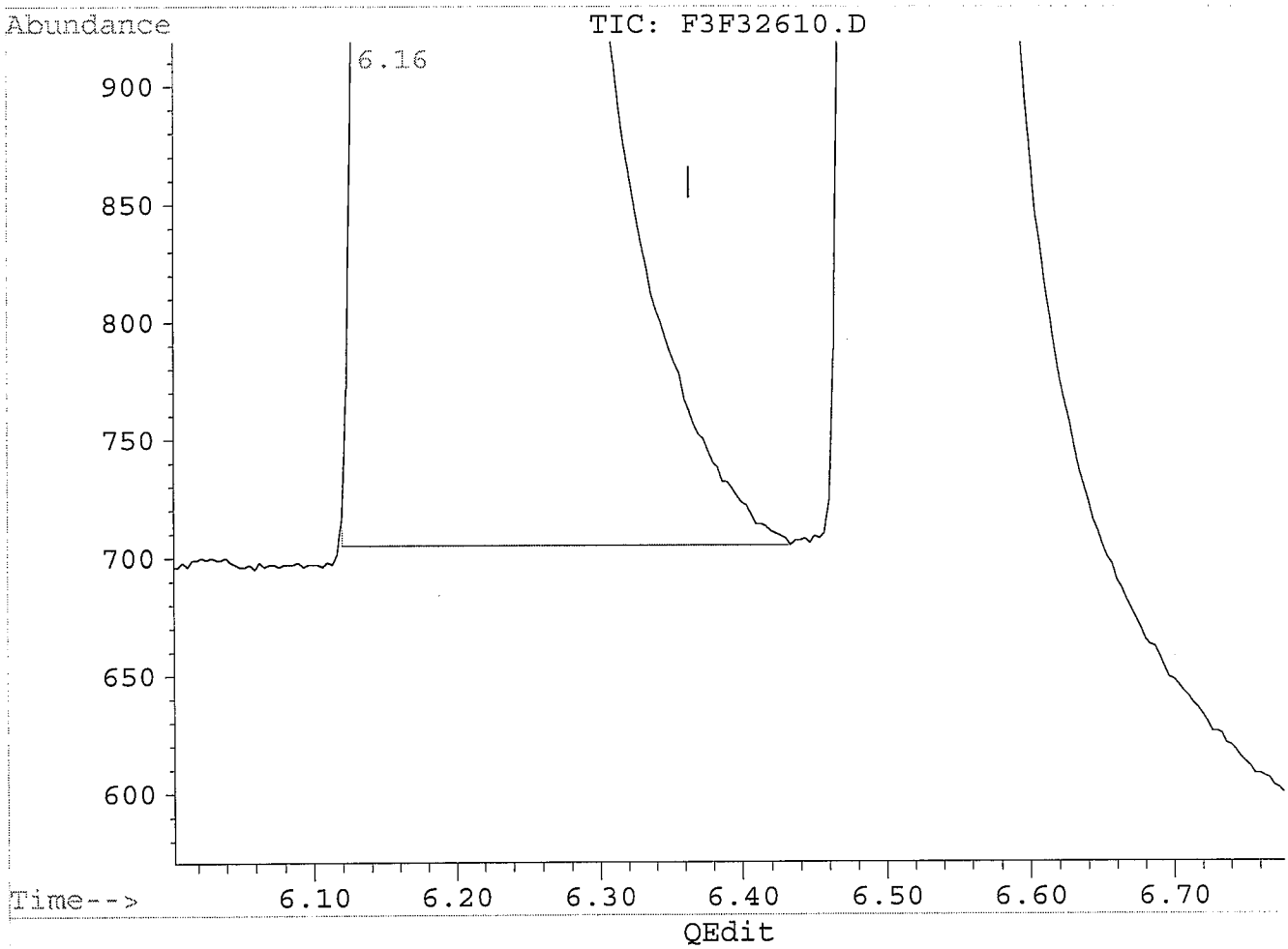

(2) Propylene Glycol (T)
6.16min 97.37µg/ml
response 42578

BEFORE

(+) = Expected Retention Time
F3F32610.D EP101308.M Mon Oct 13 16:54:43 2008

Quantitation Report

Data File : C:\HPCHEM\5\DATA\10132008\F3F32610.D Vial: 3
Acq On : 13 Oct 08 03:32 PM Operator: edb
Sample : 100ug/mL EGPG ICAL Inst : FUELS3
Misc : 50uL ST080923-2 + 950uL 50/50 H20/ACETON Multiplr: 1.00
Quant Time: Oct 13 16:54 19108

Method : C:\HPCHEM\5\METHODS\EP101308.M
Title : 8015Bmod, Glycols
Last Update : Mon Oct 13 16:53:54 2008
Response via : Multiple Level Calibration

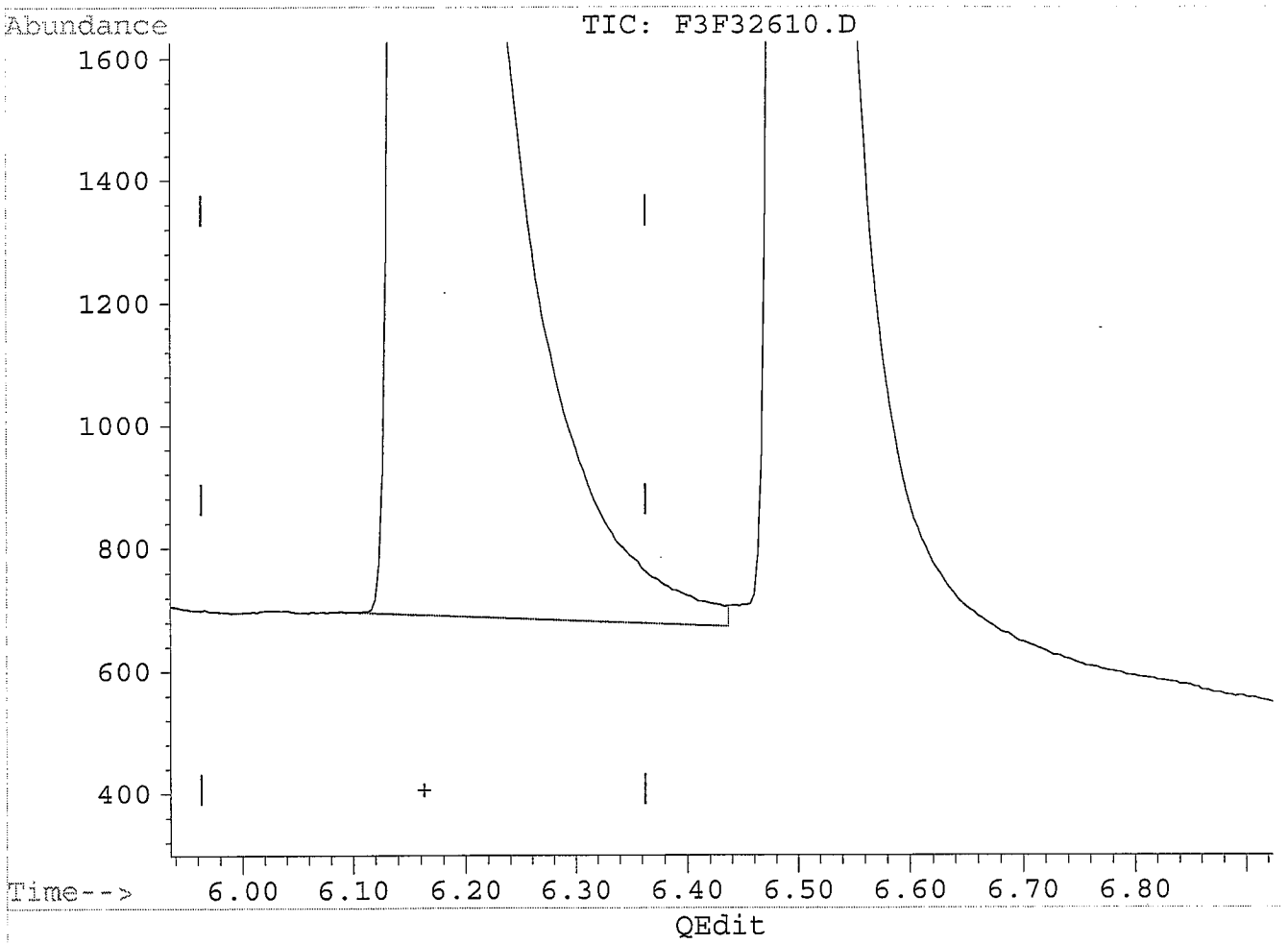

(2) Propylene Glycol (T)
6.16min 98.32µg/ml m
response 42993

MANUAL RE-INTEGRATION

- ☐ missed peak assignment
- ☐ assigned incorrect name to peak
- ☐ over-integrated peak's area
- ☑ under-integrated peak's area
- ☐ other _____

initials EB *date* 10/14/08

(+) = Expected Retention Time
F3F32610.D EP101308.M Mon Oct 13 16:54:54 2008

Quantitation Report

Data File : C:\HPCHEM\5\DATA\10132008\F3F32610.D Vial: 3
Acq On : 13 Oct 08 03:32 PM Operator: edb
Sample : 100ug/mL EGPG ICAL Inst : FUELS3
Misc : 50uL ST080923-2 + 950uL 50/50 H20/ACETON Multiplr: 1.00
Quant Time: Oct 13 16:54 19108

Method : C:\HPCHEM\5\METHODS\EP101308.M
Title : 8015Bmod, Glycols
Last Update : Mon Oct 13 16:53:54 2008
Response via : Multiple Level Calibration

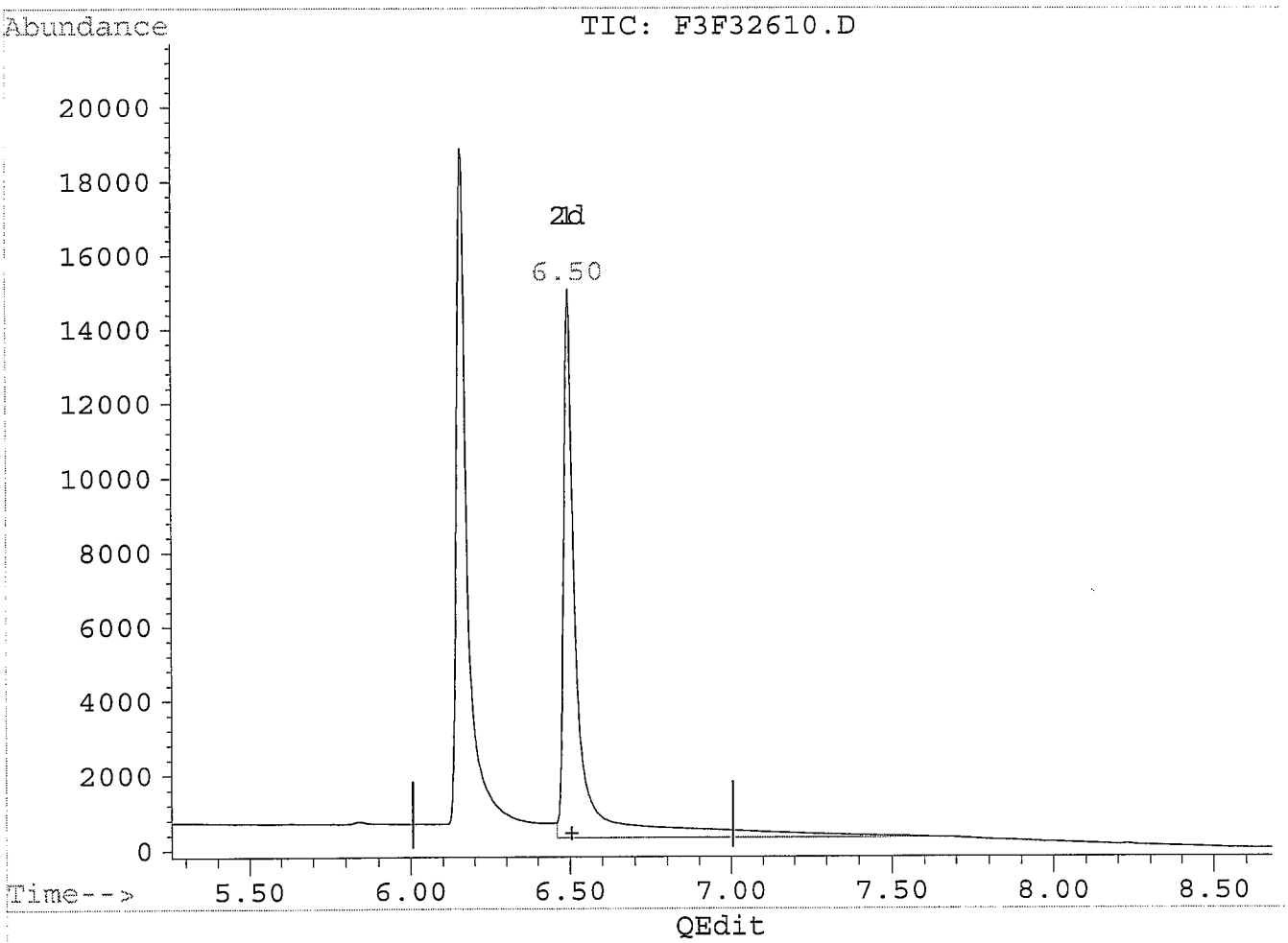

(1) Ethylene Glycol
6.50min 135.45µg/mL
response 44879

BEFORE

(+) = Expected Retention Time
F3F32610.D EP101308.M Mon Oct 13 16:54:17 2008

Quantitation Report

Data File : C:\HPCHEM\5\DATA\10132008\F3F32610.D Vial: 3
Acq On : 13 Oct 08 03:32 PM Operator: edb
Sample : 100ug/mL EGPG ICAL Inst : FUELS3
Misc : 50uL ST080923-2 + 950uL 50/50 H20/ACETON Multiplr: 1.00
Quant Time: Oct 13 16:54 19108

Method : C:\HPCHEM\5\METHODS\EP101308.M
Title : 8015Bmod, Glycols
Last Update : Mon Oct 13 16:53:54 2008
Response via : Multiple Level Calibration

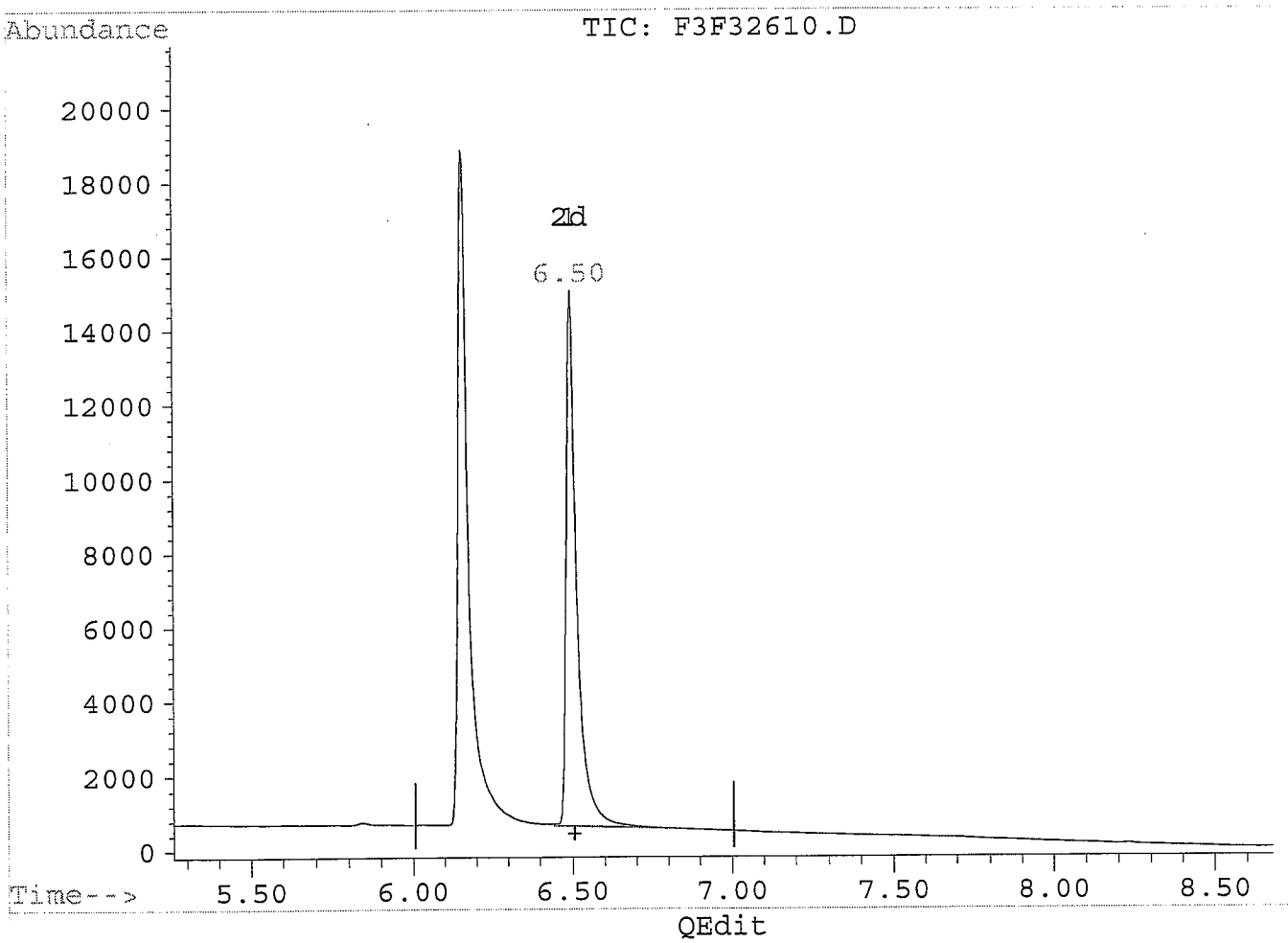

(1) Ethylene Glycol
6.50min 98.13µg/mL m
response 32512

MANUAL RE-INTEGRATION

- ☐ missed peak assignment
- ☐ assigned incorrect name to peak
- ☑ over-integrated peak's area
- ☐ under-integrated peak's area
- ☐ other _____

initials EB *date* 10/14/08

(+) = Expected Retention Time
F3F32610.D EP101308.M Mon Oct 13 16:54:36 2008

Quantitation Report

Data File : C:\HPCHEM\5\DATA\10132008\F3F32610.D Vial: 3
Acq On : 13 Oct 08 03:32 PM Operator: edb
Sample : 100ug/mL EGPG ICAL Inst : FUELS3
Misc : 50uL ST080923-2 + 950uL 50/50 H20/ACETON Multiplr: 1.00
Quant Time: Oct 13 16:54 19108

Method : C:\HPCHEM\5\METHODS\EP101308.M
Title : 8015Bmod, Glycols
Last Update : Mon Oct 13 16:53:54 2008
Response via : Multiple Level Calibration

Volume Inj. : 0.5uL
Signal Phase : Stabilwax, 30m, 0.32mm, 1.0µm
Signal Info : FID

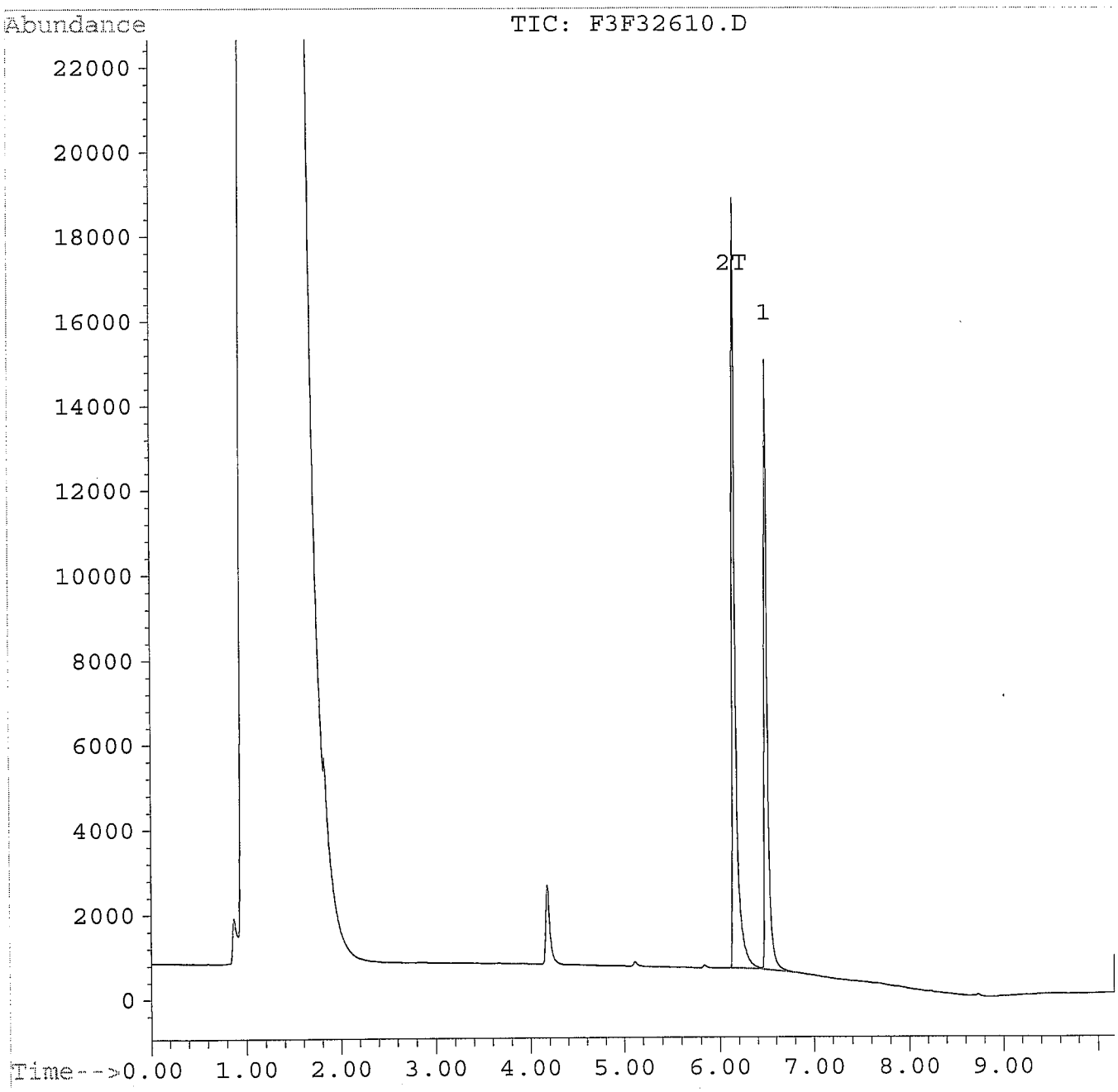

Quantitation Report

Data File : C:\HPCHEM\5\DATA\10132008\F3F32611.D Vial: 4
Acq On : 13 Oct 08 03:45 PM Operator: edb
Sample : 50ug/mL EGPG ICAL Inst : FUELS3
Misc : 25uL ST080923-2 + 975uL 50/50 H20/ACETON Multiplr: 1.00
Quant Time: Oct 13 16:55 19108

Method : C:\HPCHEM\5\METHODS\EP101308.M
Title : 8015Bmod, Glycols
Last Update : Mon Oct 13 16:55:09 2008
Response via : Multiple Level Calibration

Volume Inj. : 0.5uL
Signal Phase : Stabilwax, 30m, 0.32mm, 1.0µm
Signal Info : FID

Compound	R.T.	Response	Conc Units
Target Compounds			
1) Ethylene Glycol	6.50	15697	47.31 µg/mLm
2) T Propylene Glycol	6.16	20988	47.92 µg/mlm

(f)=RT Delta > 1/2 Window (m)=manual int.

EB 10/14/08

Quantitation Report

Data File : C:\HPCHEM\5\DATA\10132008\F3F32611.D Vial: 4
Acq On : 13 Oct 08 03:45 PM Operator: edb
Sample : 50ug/mL EGPG ICAL Inst : FUELS3
Misc : 25uL ST080923-2 + 975uL 50/50 H20/ACETON Multiplr: 1.00
Quant Time: Oct 13 16:55 19108

Method : C:\HPCHEM\5\METHODS\EP101308.M
Title : 8015Bmod, Glycols
Last Update : Mon Oct 13 16:55:09 2008
Response via : Multiple Level Calibration

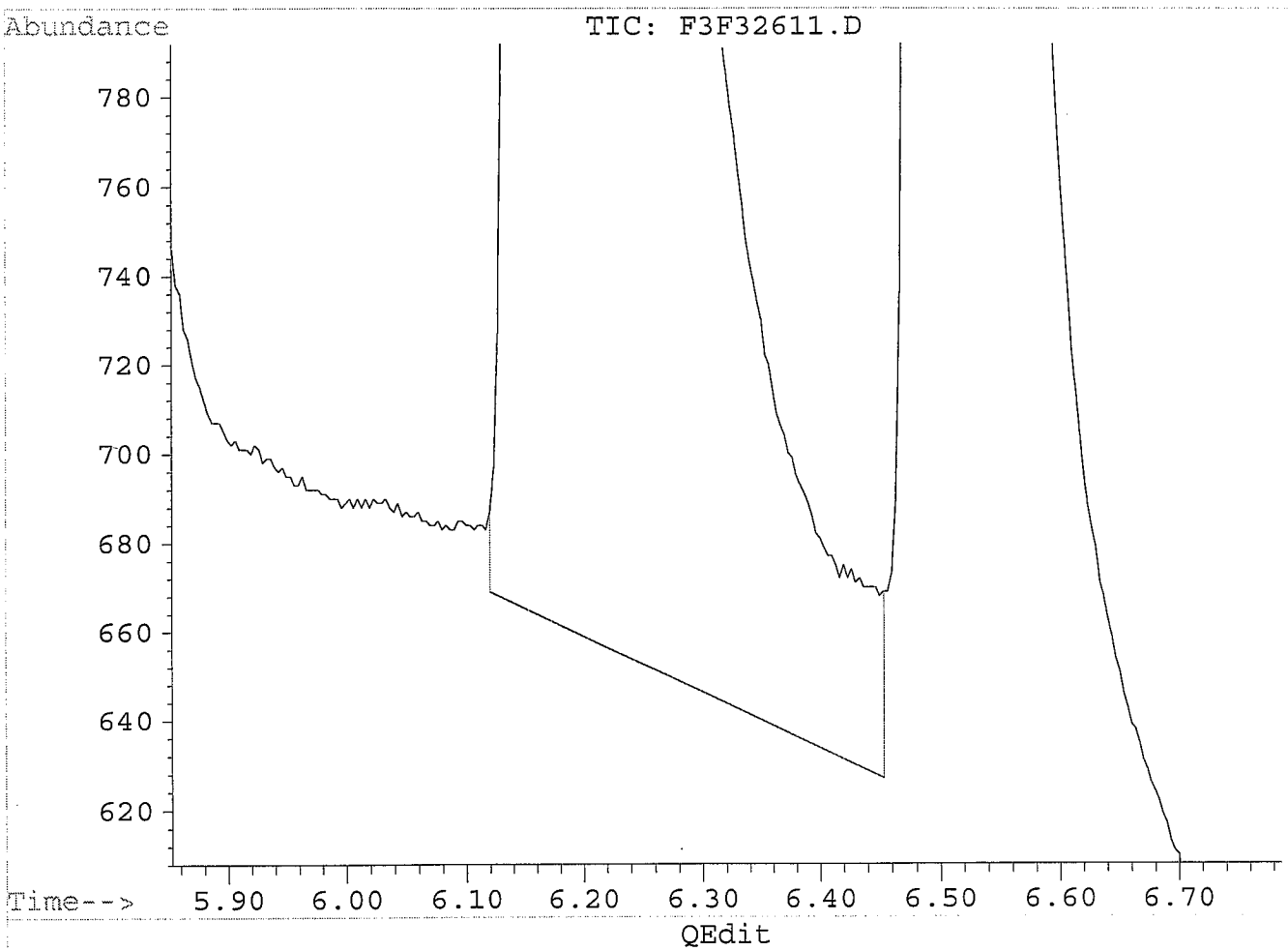

(2) Propylene Glycol (T)
6.16min 48.39µg/ml
response 21193

Before

(+) = Expected Retention Time
F3F32611.D EP101308.M Mon Oct 13 16:55:46 2008

Quantitation Report

Data File : C:\HPCHEM\5\DATA\10132008\F3F32611.D Vial: 4
Acq On : 13 Oct 08 03:45 PM Operator: edb
Sample : 50ug/mL EGPG ICAL Inst : FUELS3
Misc : 25uL ST080923-2 + 975uL 50/50 H20/ACETON Multiplr: 1.00
Quant Time: Oct 13 16:55 19108

Method : C:\HPCHEM\5\METHODS\EP101308.M
Title : 8015Bmod, Glycols
Last Update : Mon Oct 13 16:55:09 2008
Response via : Multiple Level Calibration

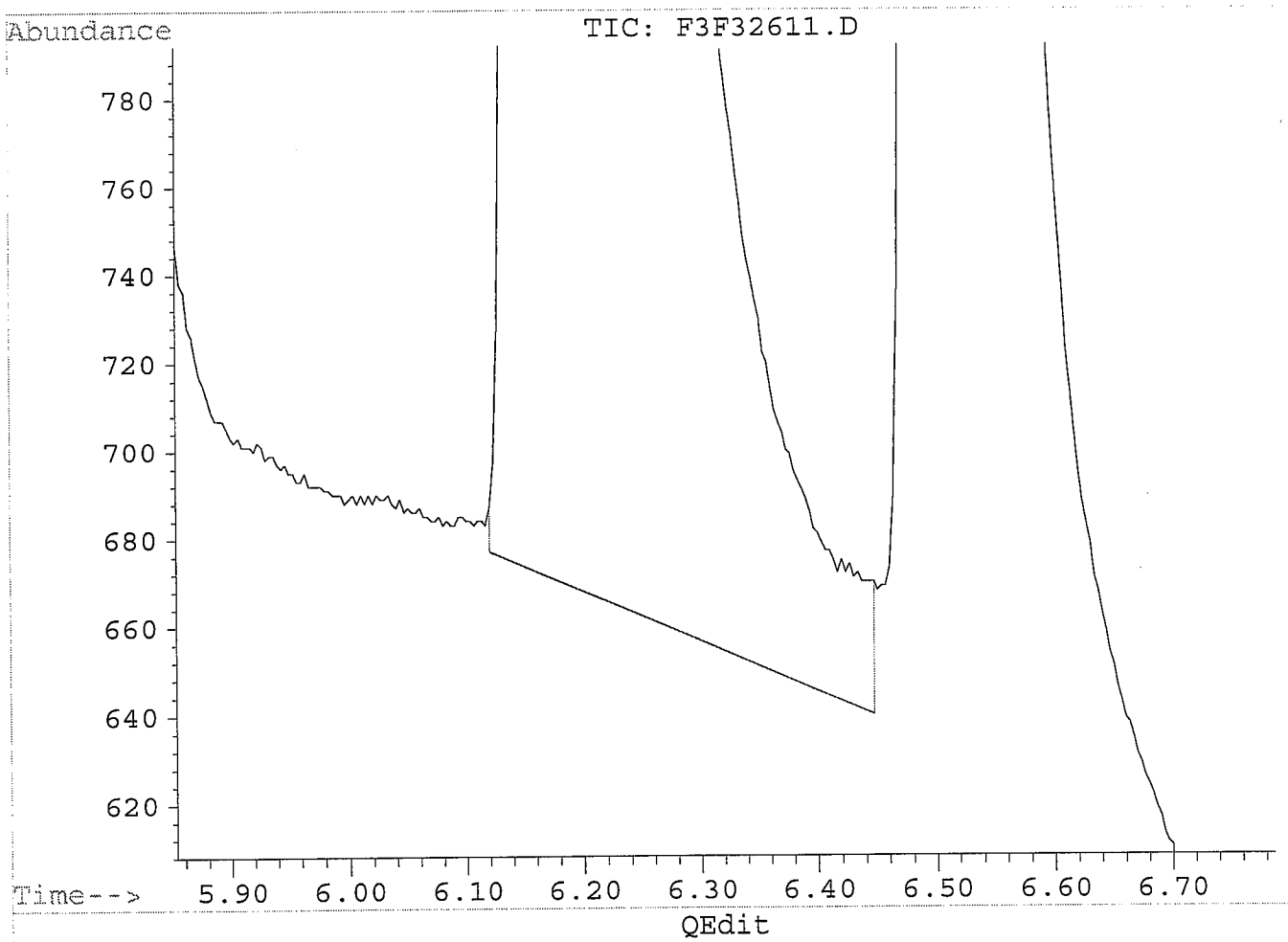

(2) Propylene Glycol (T)
6.16min 47.92µg/ml m
response 20988

MANUAL RE-INTEGRATION

- ☐ missed peak assignment
- ☐ assigned incorrect name to peak
- ☑ over-integrated peak's area
- ☐ under-integrated peak's area
- ☐ other _____

initials EB *date* 10/14/08

(+) = Expected Retention Time
F3F32611.D EP101308.M Mon Oct 13 16:56:01 2008

Quantitation Report

Data File : C:\HPCHEM\5\DATA\10132008\F3F32611.D Vial: 4
Acq On : 13 Oct 08 03:45 PM Operator: edb
Sample : 50ug/mL EGPG ICAL Inst : FUELS3
Misc : 25uL ST080923-2 + 975uL 50/50 H20/ACETON Multiplr: 1.00
Quant Time: Oct 13 16:55 19108

Method : C:\HPCHEM\5\METHODS\EP101308.M
Title : 8015Bmod, Glycols
Last Update : Mon Oct 13 16:55:09 2008
Response via : Multiple Level Calibration

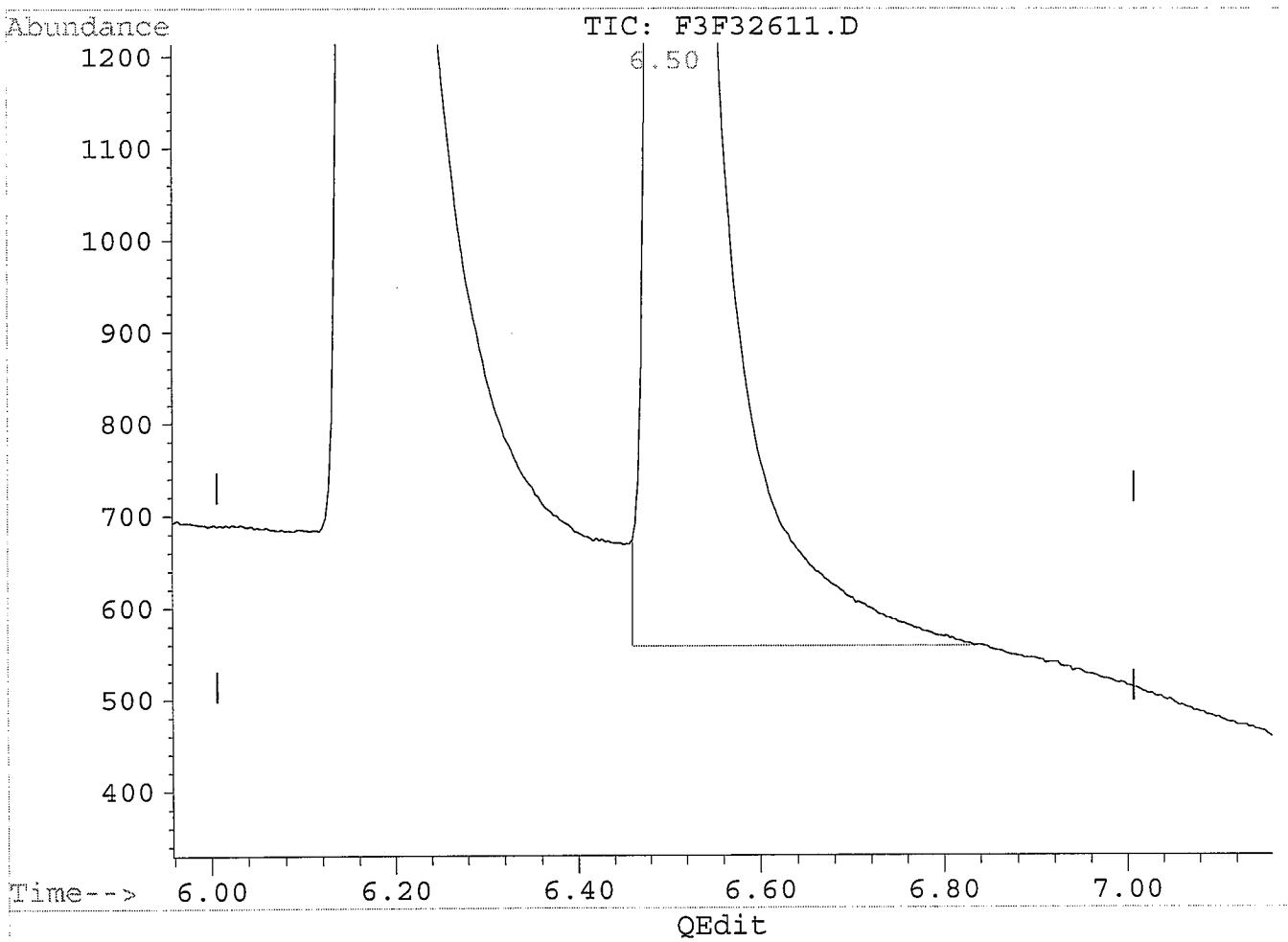

(1) Ethylene Glycol
6.50min 50.18µg/mL
response 16649

BEFORE

(+) = Expected Retention Time
F3F32611.D EP101308.M Mon Oct 13 16:55:29 2008

Quantitation Report

Data File : C:\HPCHEM\5\DATA\10132008\F3F32611.D Vial: 4
Acq On : 13 Oct 08 03:45 PM Operator: edb
Sample : 50ug/mL EGPG ICAL Inst : FUELS3
Misc : 25uL ST080923-2 + 975uL 50/50 H20/ACETON Multiplr: 1.00
Quant Time: Oct 13 16:55 19108

Method : C:\HPCHEM\5\METHODS\EP101308.M
Title : 8015Bmod, Glycols
Last Update : Mon Oct 13 17:29:36 2008
Response via : Multiple Level Calibration

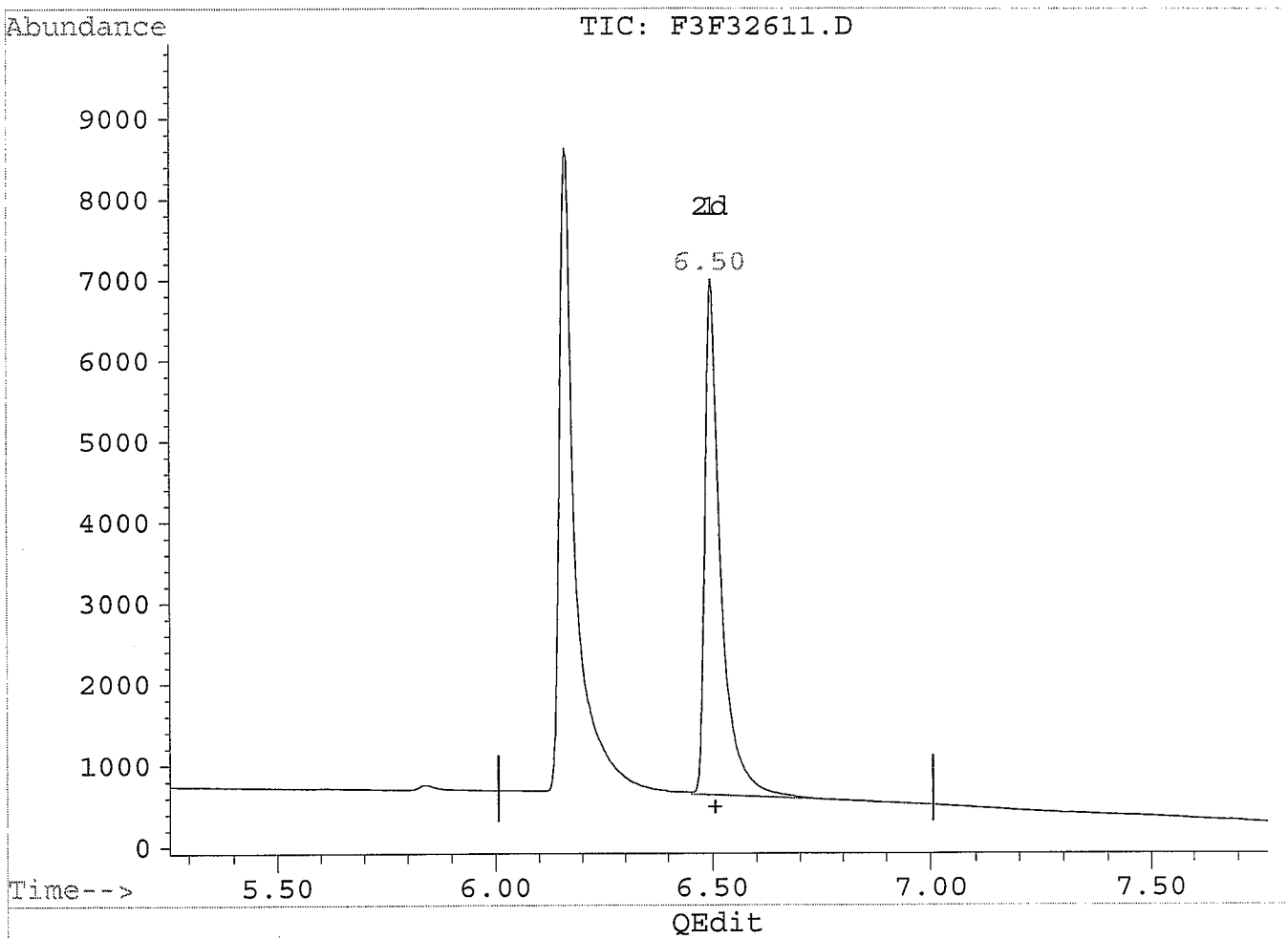

QEdit

(1) Ethylene Glycol
6.50min 47.31µg/mL m
response 15697

MANUAL RE-INTEGRATION

- ☐ missed peak assignment
- ☐ assigned incorrect name to peak
- ☑ over-integrated peak's area
- ☐ under-integrated peak's area
- ☐ other _____

initials EB *date* 10/14/08

(+) = Expected Retention Time
F3F32611.D EP101308.M Tue Oct 14 09:06:33 2008

Quantitation Report

Data File : C:\HPCHEM\5\DATA\10132008\F3F32611.D Vial: 4
Acq On : 13 Oct 08 03:45 PM Operator: edb
Sample : 50ug/mL EGPG ICAL Inst : FUELS3
Misc : 25uL ST080923-2 + 975uL 50/50 H20/ACETON Multiplr: 1.00
Quant Time: Oct 13 16:55 19108

Method : C:\HPCHEM\5\METHODS\EP101308.M
Title : 8015Bmod, Glycols
Last Update : Mon Oct 13 16:55:09 2008
Response via : Multiple Level Calibration

Volume Inj. : 0.5uL
Signal Phase : Stabilwax, 30m, 0.32mm, 1.0μm
Signal Info : FID

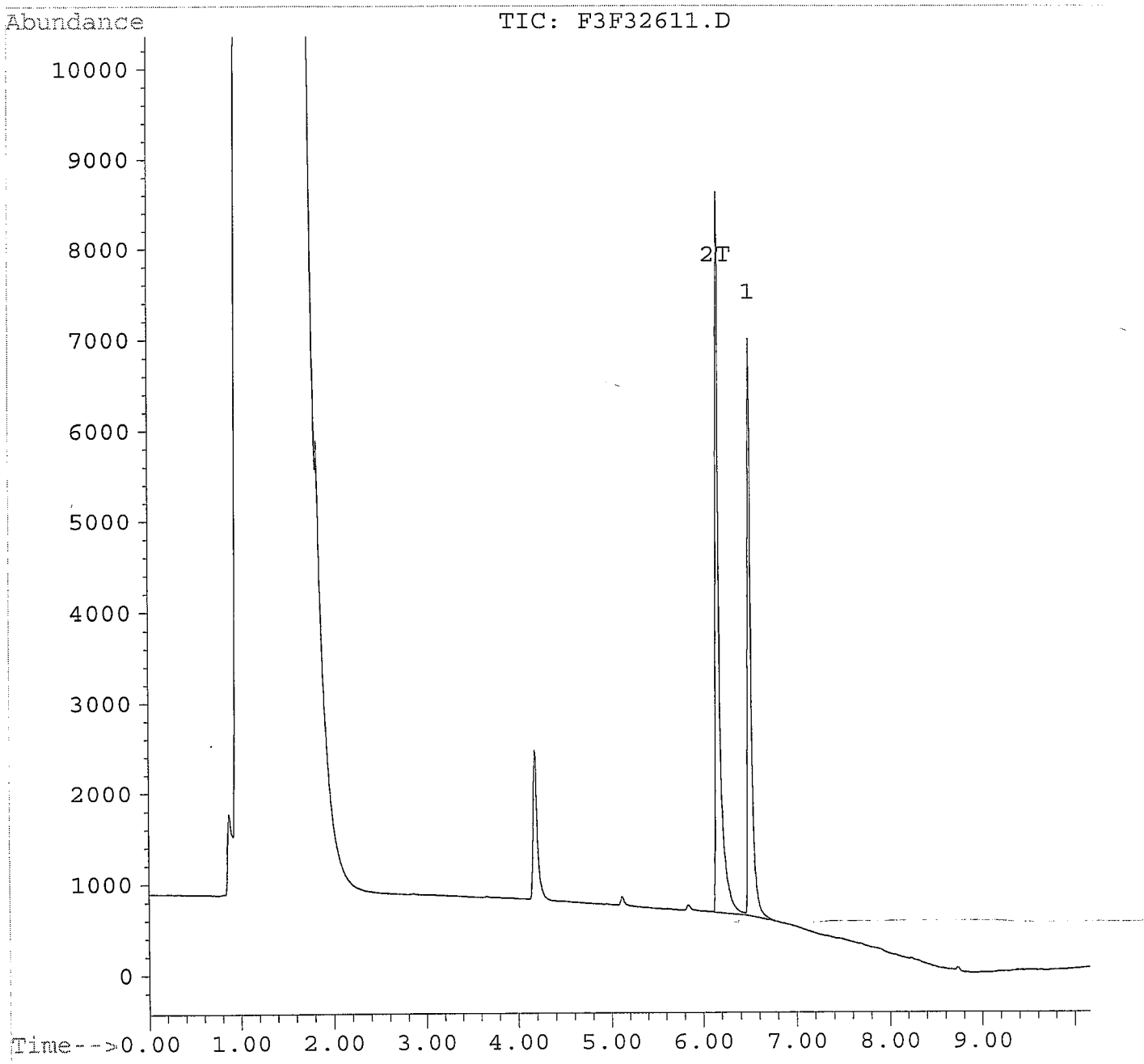

Quantitation Report

Data File : C:\HPCHEM\5\DATA\10132008\F3F32612.D Vial: 5
Acq On : 13 Oct 08 03:59 PM Operator: edb
Sample : 25ug/mL EGPG ICAL Inst : FUELS3
Misc : 12.5uL ST080923-2 + 987.5uL 50/50 H20/AC Multiplr: 1.00
Quant Time: Oct 13 16:59 19108

Method : C:\HPCHEM\5\METHODS\EP101308.M
Title : 8015Bmod, Glycols
Last Update : Mon Oct 13 16:59:18 2008
Response via : Multiple Level Calibration

Volume Inj. : 0.5uL
Signal Phase : Stabilwax, 30m, 0.32mm, 1.0µm
Signal Info : FID

Compound	R.T.	Response	Conc Units
Target Compounds			
1) Ethylene Glycol	6.50	7928	24.13 µg/mLm
2) T Propylene Glycol	6.17	10470	23.94 µg/mlm

(f)=RT Delta > 1/2 Window (m)=manual int.

EB 10/14/08

Quantitation Report

Data File : C:\HPCHEM\5\DATA\10132008\F3F32612.D Vial: 5
Acq On : 13 Oct 08 03:59 PM Operator: edb
Sample : 25ug/mL EGPG ICAL Inst : FUELS3
Misc : 12.5uL ST080923-2 + 987.5uL 50/50 H20/AC Multiplr: 1.00
Quant Time: Oct 13 16:56 19108

Method : C:\HPCHEM\5\METHODS\EP101308.M
Title : 8015Bmod, Glycols
Last Update : Mon Oct 13 16:56:14 2008
Response via : Multiple Level Calibration

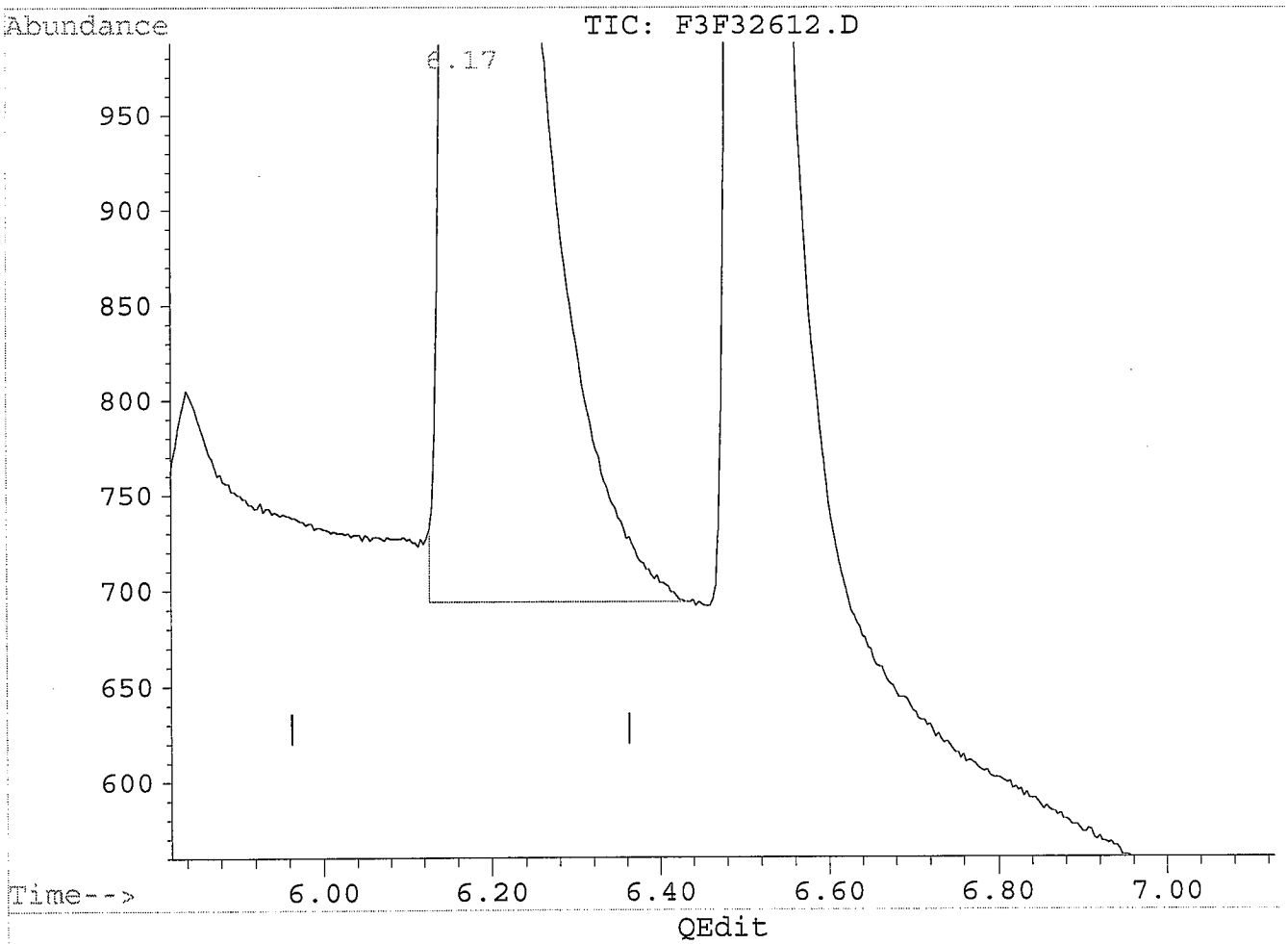

(2) Propylene Glycol (T)
6.17min 24.04µg/ml
response 10512

BEFORE

(+) = Expected Retention Time
F3F32612.D EP101308.M Mon Oct 13 16:56:50 2008

Quantitation Report

Data File : C:\HPCHEM\5\DATA\10132008\F3F32612.D Vial: 5
Acq On : 13 Oct 08 03:59 PM Operator: edb
Sample : 25ug/mL EGPG ICAL Inst : FUELS3
Misc : 12.5uL ST080923-2 + 987.5uL 50/50 H20/AC Multiplr: 1.00
Quant Time: Oct 13 16:59 19108

Method : C:\HPCHEM\5\METHODS\EP101308.M
Title : 8015Bmod, Glycols
Last Update : Mon Oct 13 16:56:14 2008
Response via : Multiple Level Calibration

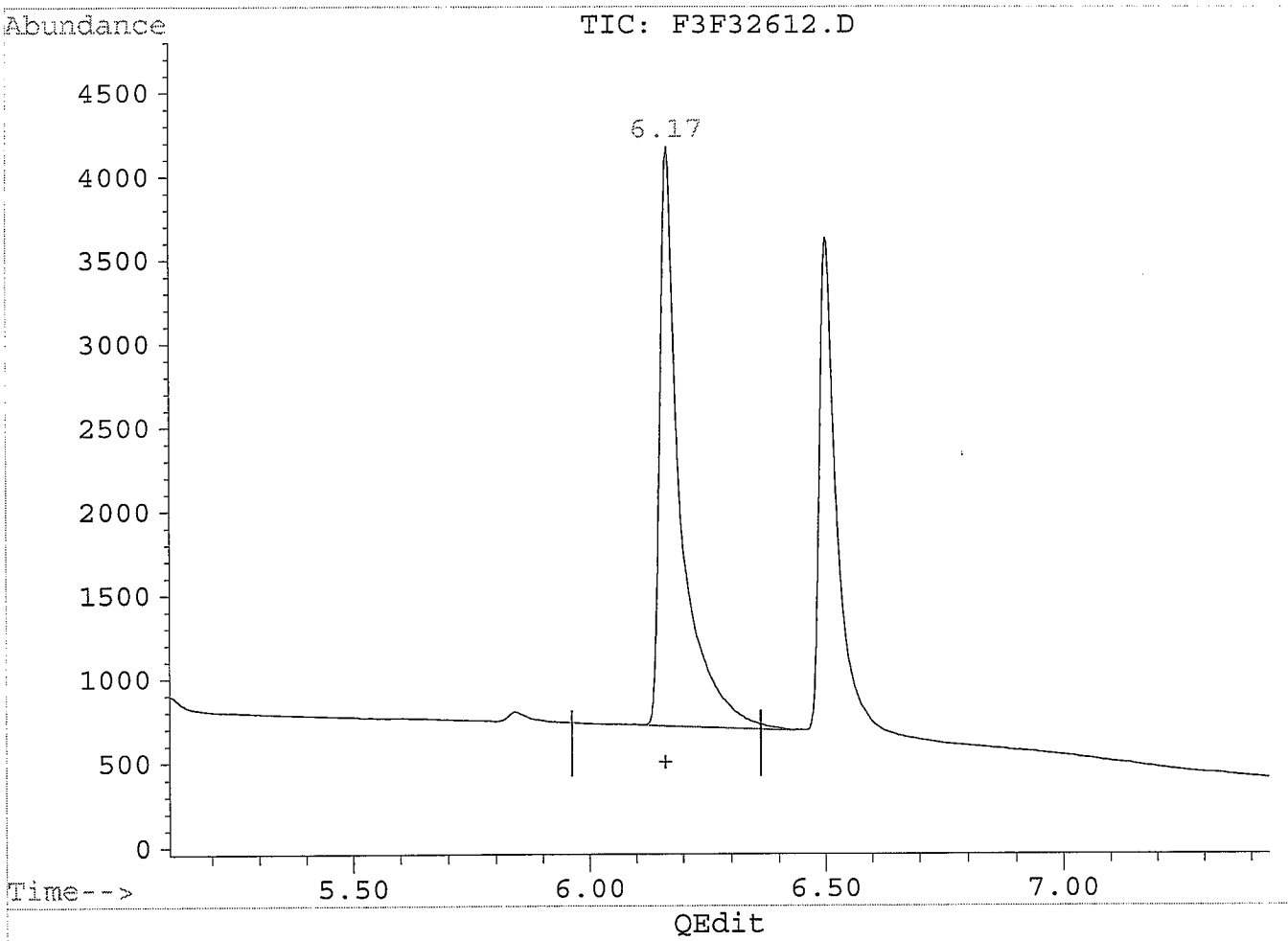

(2) Propylene Glycol (T)
6.17min 23.94µg/ml m
response 10470

MANUAL RE-INTEGRATION

- ☐ missed peak assignment
- ☐ assigned incorrect name to peak
- ☑ over-integrated peak's area
- ☐ under-integrated peak's area
- ☐ other _____

initials EB *date* 10/14/08

(+) = Expected Retention Time
F3F32612.D EP101308.M Mon Oct 13 16:59:09 2008

Quantitation Report

Data File : C:\HPCHEM\5\DATA\10132008\F3F32612.D Vial: 5
Acq On : 13 Oct 08 03:59 PM Operator: edb
Sample : 25ug/mL EGPG ICAL Inst : FUELS3
Misc : 12.5uL ST080923-2 + 987.5uL 50/50 H20/AC Multiplr: 1.00
Quant Time: Oct 13 16:56 19108

Method : C:\HPCHEM\5\METHODS\EP101308.M
Title : 8015Bmod, Glycols
Last Update : Mon Oct 13 16:56:14 2008
Response via : Multiple Level Calibration

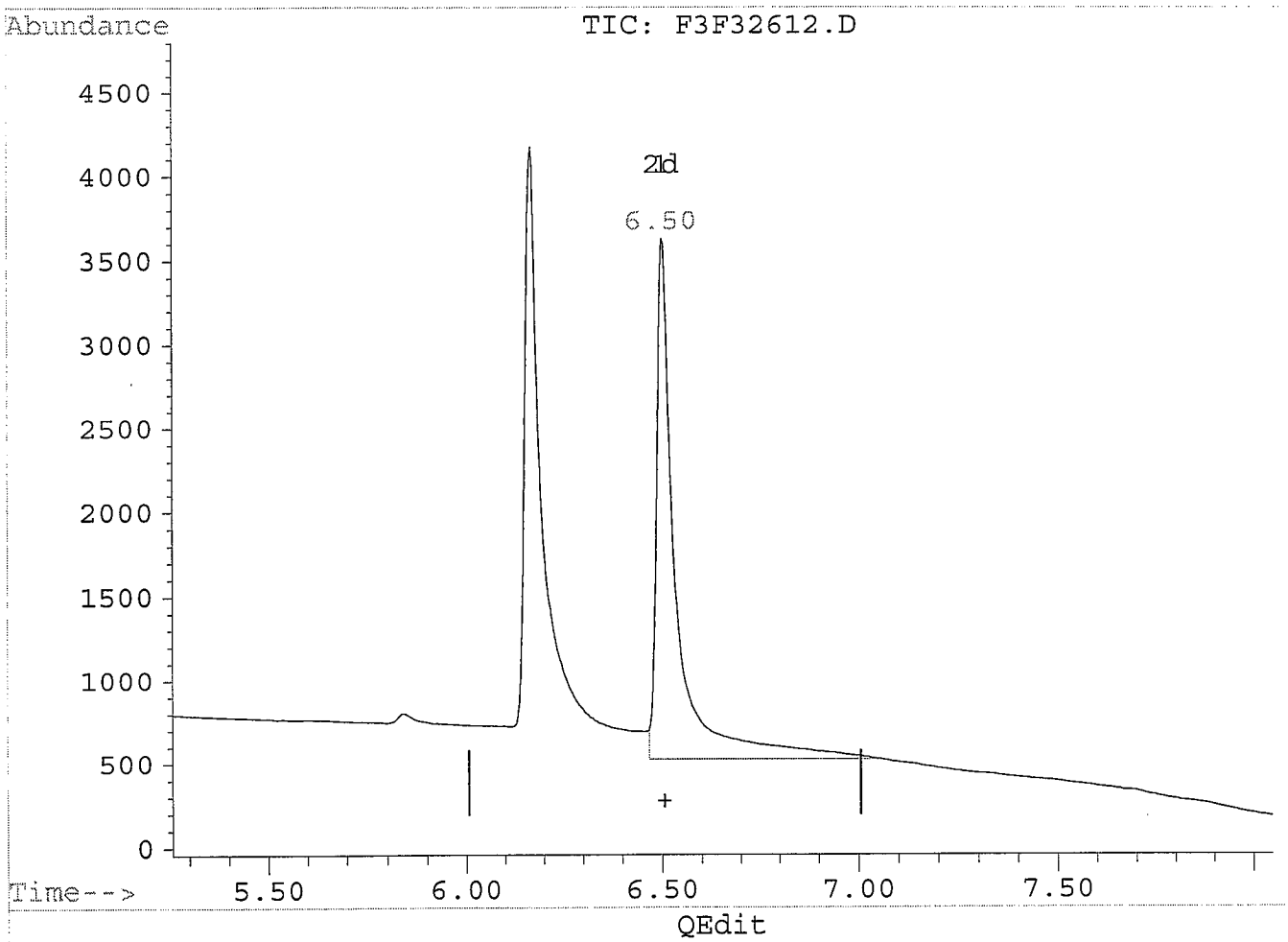

(1) Ethylene Glycol
6.50min 32.73µg/mL
response 10756

Before

(+) = Expected Retention Time
F3F32612.D EP101308.M Mon Oct 13 16:56:33 2008

Quantitation Report

Data File : C:\HPCHEM\5\DATA\10132008\F3F32612.D Vial: 5
Acq On : 13 Oct 08 03:59 PM Operator: edb
Sample : 25ug/mL EGPG ICAL Inst : FUELS3
Misc : 12.5uL ST080923-2 + 987.5uL 50/50 H20/AC Multiplr: 1.00
Quant Time: Oct 13 16:56 19108

Method : C:\HPCHEM\5\METHODS\EP101308.M
Title : 8015Bmod, Glycols
Last Update : Mon Oct 13 16:56:14 2008
Response via : Multiple Level Calibration

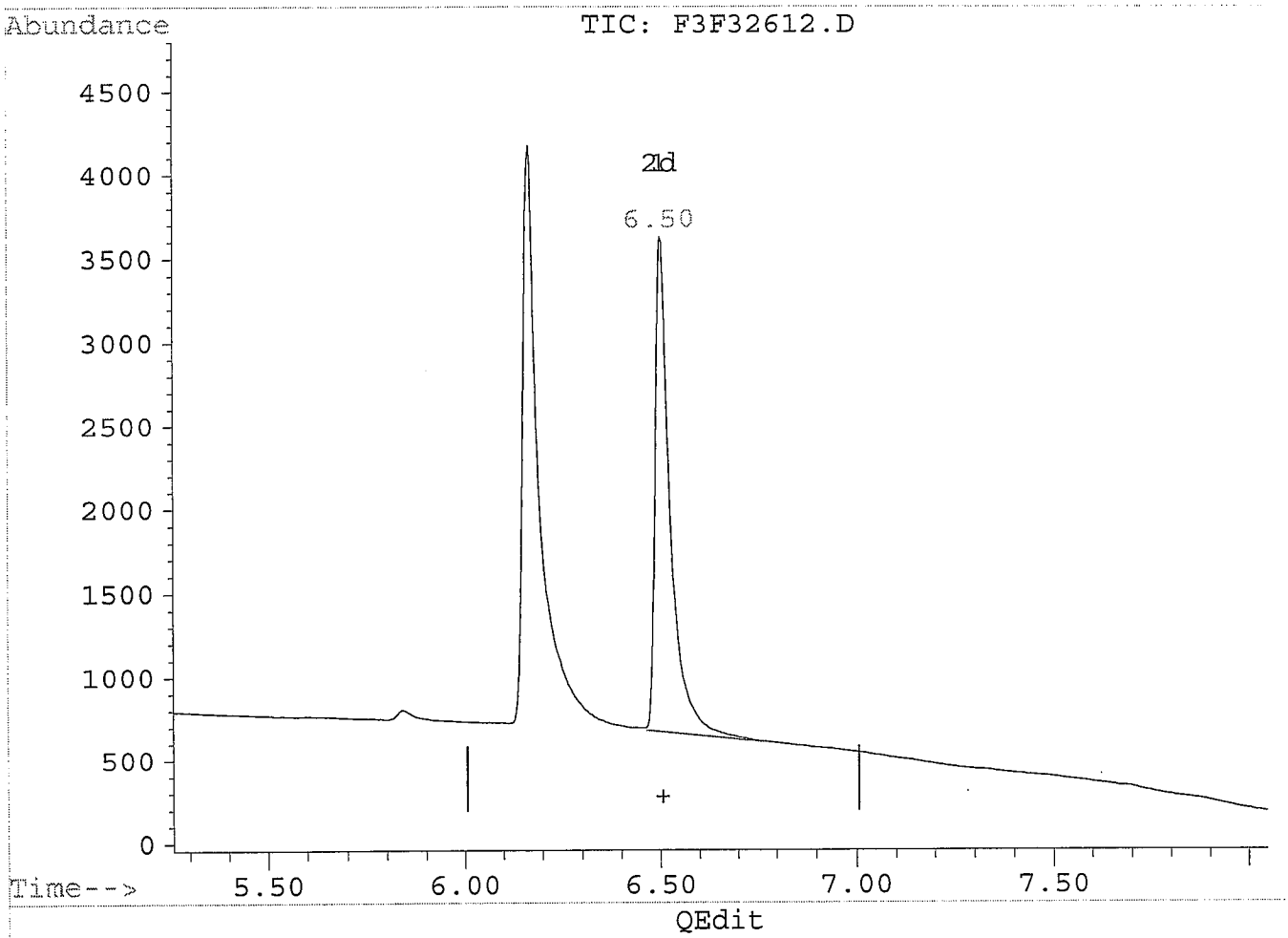

(1) Ethylene Glycol
6.50min 24.13µg/mL m
response 7928

MANUAL RE-INTEGRATION

- ☐ missed peak assignment
- ☐ assigned incorrect name to peak
- ☑ over-integrated peak's area
- ☐ under-integrated peak's area
- ☐ other _____

initials EB *date* 10/14/08

(+) = Expected Retention Time
F3F32612.D EP101308.M Mon Oct 13 16:56:43 2008

Quantitation Report

Data File : C:\HPCHEM\5\DATA\10132008\F3F32612.D Vial: 5
Acq On : 13 Oct 08 03:59 PM Operator: edb
Sample : 25ug/mL EGPG ICAL Inst : FUELS3
Misc : 12.5uL ST080923-2 + 987.5uL 50/50 H20/AC Multiplr: 1.00
Quant Time: Oct 13 16:59 19108

Method : C:\HPCHEM\5\METHODS\EP101308.M
Title : 8015Bmod, Glycols
Last Update : Mon Oct 13 16:59:18 2008
Response via : Multiple Level Calibration

Volume Inj. : 0.5uL
Signal Phase : Stabilwax, 30m, 0.32mm, 1.0μm
Signal Info : FID

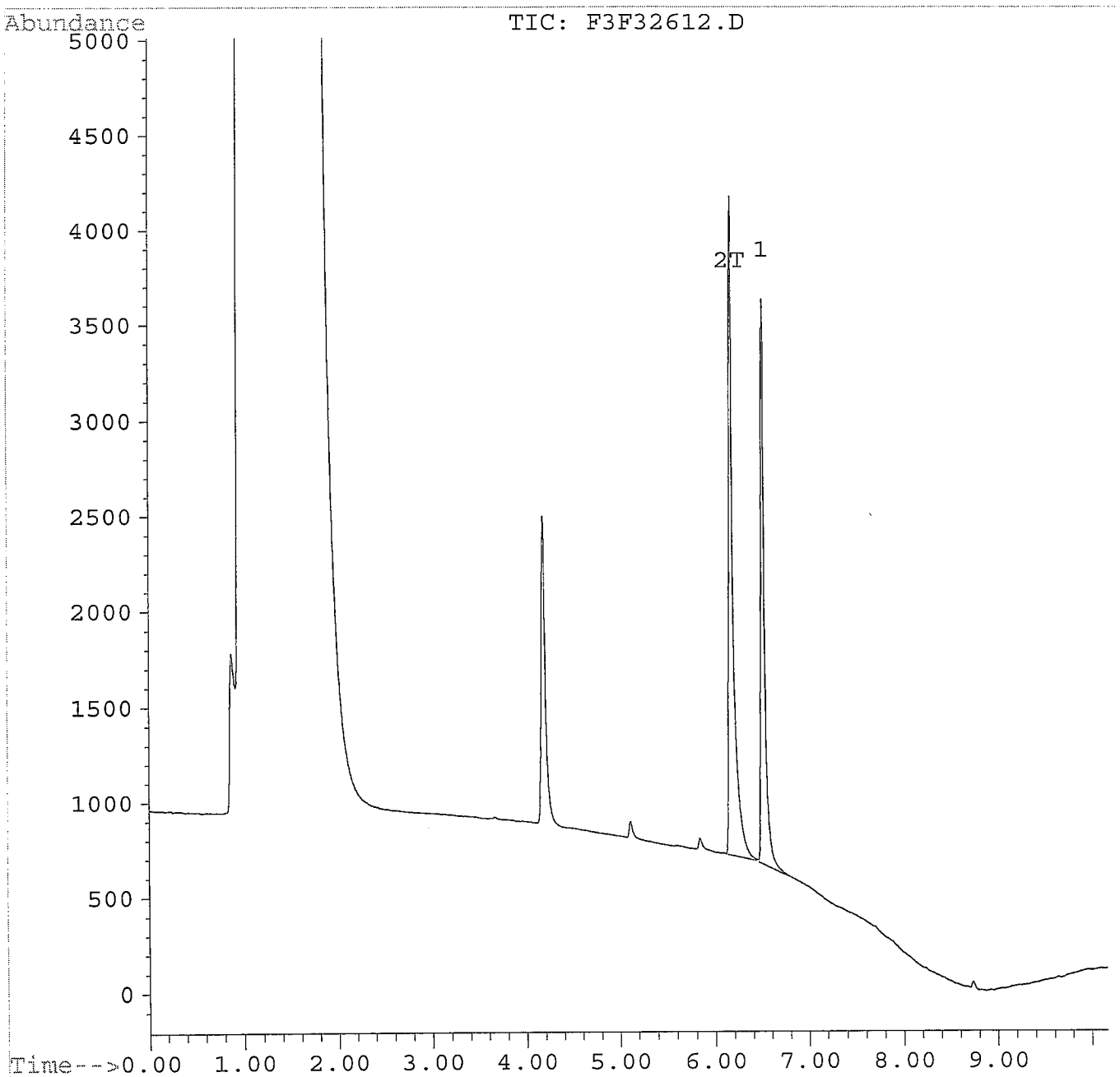

Quantitation Report

Data File : C:\HPCHEM\5\DATA\10132008\F3F32613.D Vial: 6
Acq On : 13 Oct 08 04:12 PM Operator: edb
Sample : 10ug/mL EGPG ICAL Inst : FUELS3
Misc : 5uL ST080923-2 + 995uL 50/50 H20/ACETONE Multiplr: 1.00
Quant Time: Oct 13 17:01 19108

Method : C:\HPCHEM\5\METHODS\EP101308.M
Title : 8015Bmod, Glycols
Last Update : Mon Oct 13 16:59:18 2008
Response via : Multiple Level Calibration

Volume Inj. : 0.5uL
Signal Phase : Stabilwax, 30m, 0.32mm, 1.0µm
Signal Info : FID

Compound	R.T.	Response	Conc Units
Target Compounds			
1) Ethylene Glycol	6.50	3046	9.25 µg/mLm
2) T Propylene Glycol	6.17	4110	9.41 µg/mlm

(f)=RT Delta > 1/2 Window (m)=manual int.

SB 10/14/08

Quantitation Report

Data File : C:\HPCHEM\5\DATA\10132008\F3F32613.D Vial: 6
Acq On : 13 Oct 08 04:12 PM Operator: edb
Sample : 10ug/mL EGPG ICAL Inst : FUELS3
Misc : 5uL ST080923-2 + 995uL 50/50 H20/ACETONE Multiplr: 1.00
Quant Time: Oct 13 17:01 19108

Method : C:\HPCHEM\5\METHODS\EP101308.M
Title : 8015Bmod, Glycols
Last Update : Mon Oct 13 16:59:18 2008
Response via : Multiple Level Calibration

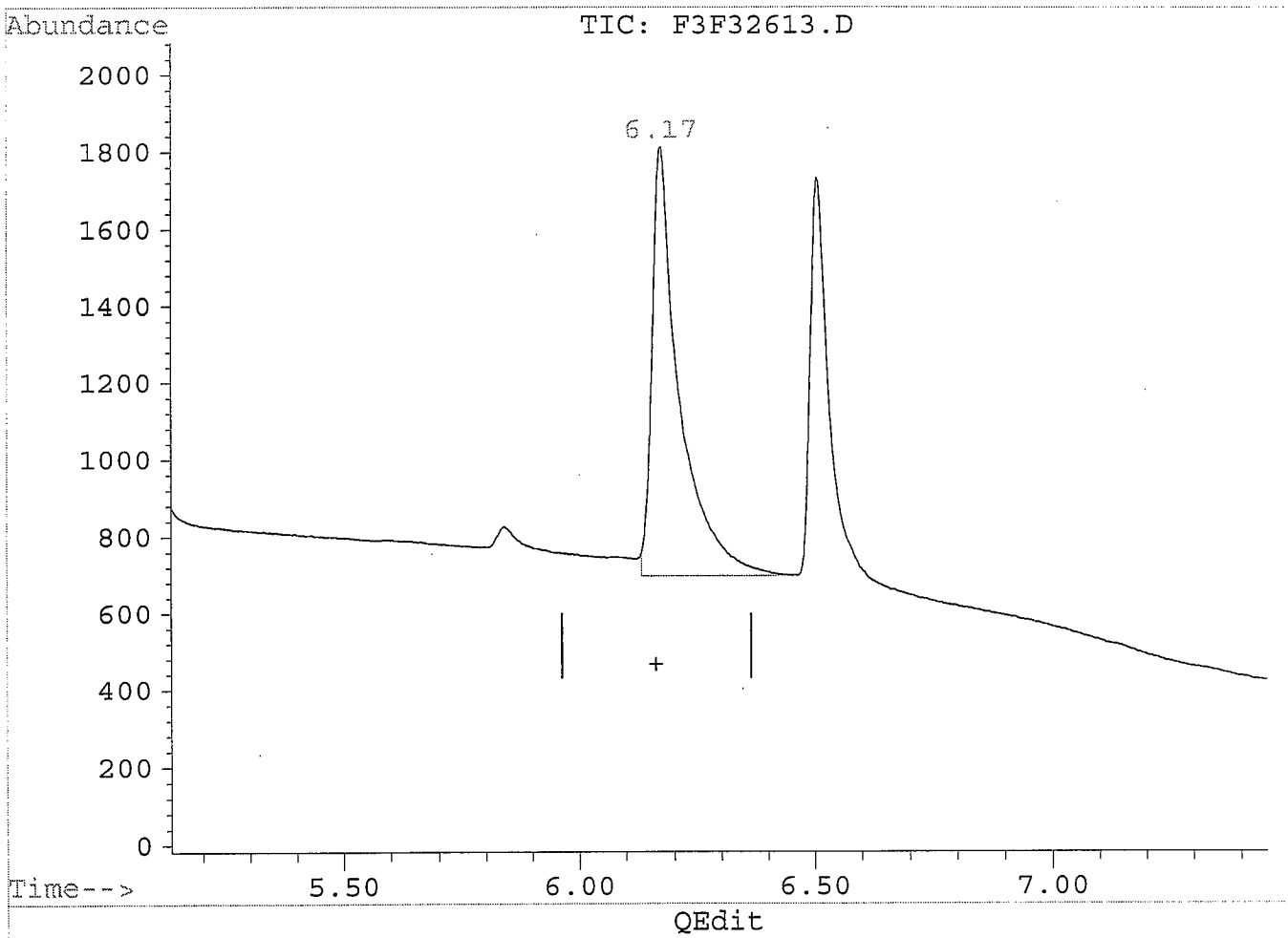

(2) Propylene Glycol (T)
6.17min 9.76µg/ml
response 4264

Before

(+) = Expected Retention Time
F3F32613.D EP101308.M Mon Oct 13 17:01:48 2008

Quantitation Report

Data File : C:\HPCHEM\5\DATA\10132008\F3F32613.D Vial: 6
Acq On : 13 Oct 08 04:12 PM Operator: edb
Sample : 10ug/mL EGPG ICAL Inst : FUELS3
Misc : 5uL ST080923-2 + 995uL 50/50 H20/ACETONE Multiplr: 1.00
Quant Time: Oct 13 17:01 19108

Method : C:\HPCHEM\5\METHODS\EP101308.M
Title : 8015Bmod, Glycols
Last Update : Mon Oct 13 16:59:18 2008
Response via : Multiple Level Calibration

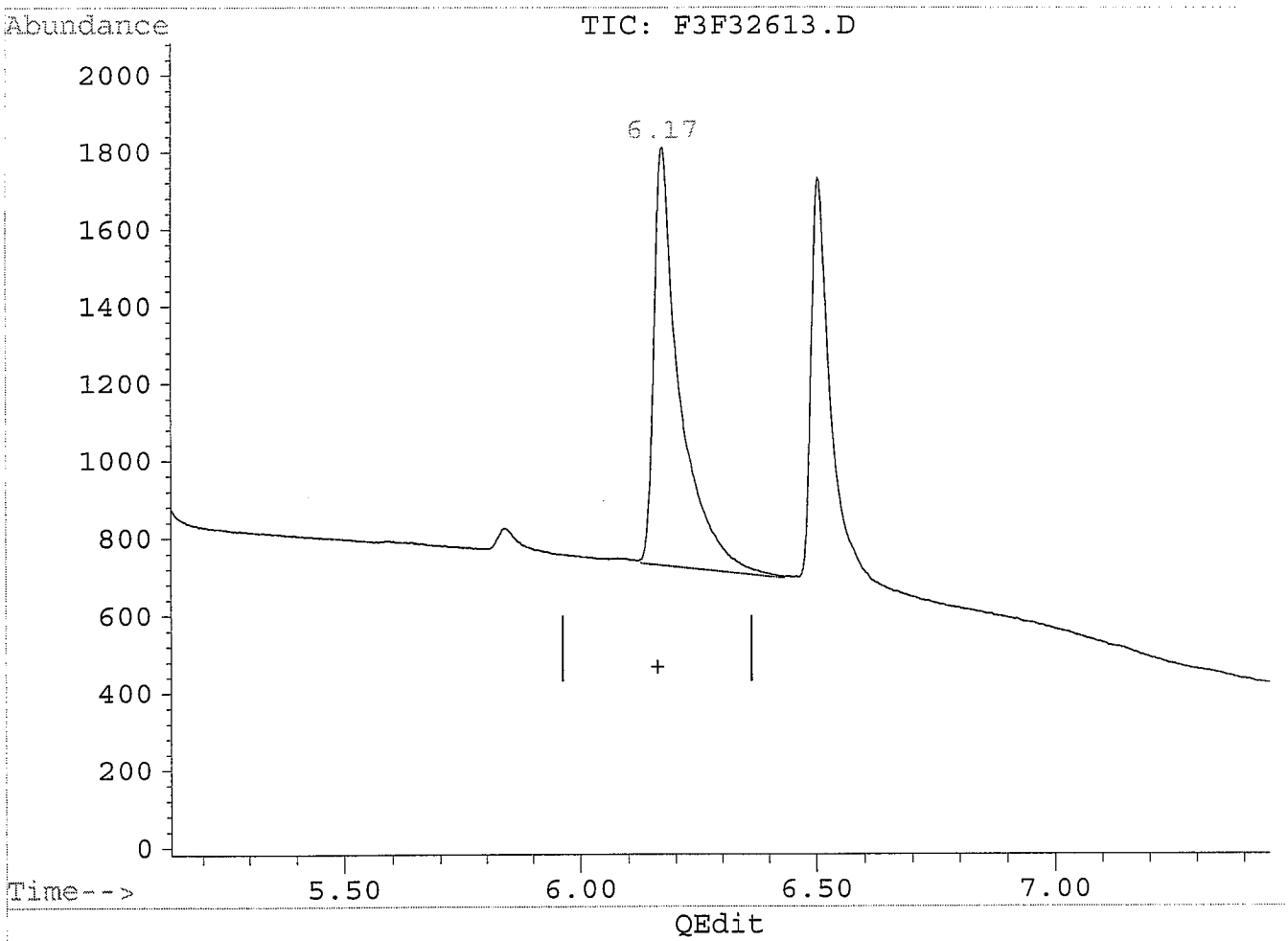

(2) Propylene Glycol (T)
6.17min 9.41µg/ml m
response 4110

MANUAL RE-INTEGRATION

- ☐ missed peak assignment
- ☐ assigned incorrect name to peak
- ☑ over-integrated peak's area
- ☐ under-integrated peak's area
- ☐ other _____

initials EB *date* 10/14/08

(+) = Expected Retention Time
F3F32613.D EP101308.M Mon Oct 13 17:01:58 2008

Quantitation Report

Data File : C:\HPCHEM\5\DATA\10132008\F3F32613.D Vial: 6
Acq On : 13 Oct 08 04:12 PM Operator: edb
Sample : 10ug/mL EGPG ICAL Inst : FUELS3
Misc : 5uL ST080923-2 + 995uL 50/50 H20/ACETONE Multiplr: 1.00
Quant Time: Oct 13 17:01 19108

Method : C:\HPCHEM\5\METHODS\EP101308.M
Title : 8015Bmod, Glycols
Last Update : Mon Oct 13 16:59:18 2008
Response via : Multiple Level Calibration

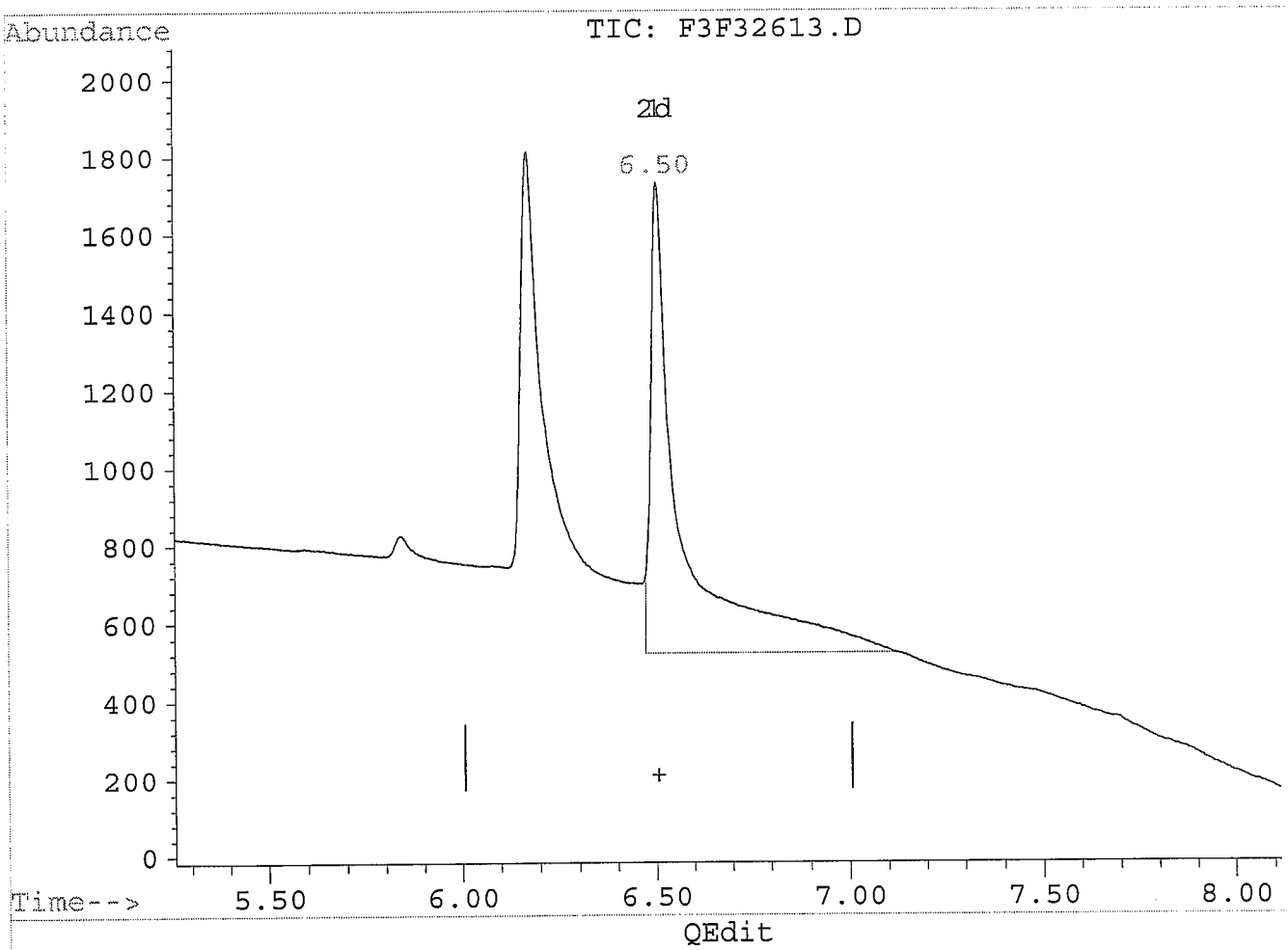

(1) Ethylene Glycol
6.50min 20.33µg/mL
response 6694

BEFORE

(+) = Expected Retention Time
F3F32613.D EP101308.M Mon Oct 13 17:01:33 2008

Quantitation Report

Data File : C:\HPCHEM\5\DATA\10132008\F3F32613.D Vial: 6
Acq On : 13 Oct 08 04:12 PM Operator: edb
Sample : 10ug/mL EGPG ICAL Inst : FUELS3
Misc : 5uL ST080923-2 + 995uL 50/50 H20/ACETONE Multiplr: 1.00
Quant Time: Oct 13 17:01 19108

Method : C:\HPCHEM\5\METHODS\EP101308.M
Title : 8015Bmod, Glycols
Last Update : Mon Oct 13 16:59:18 2008
Response via : Multiple Level Calibration

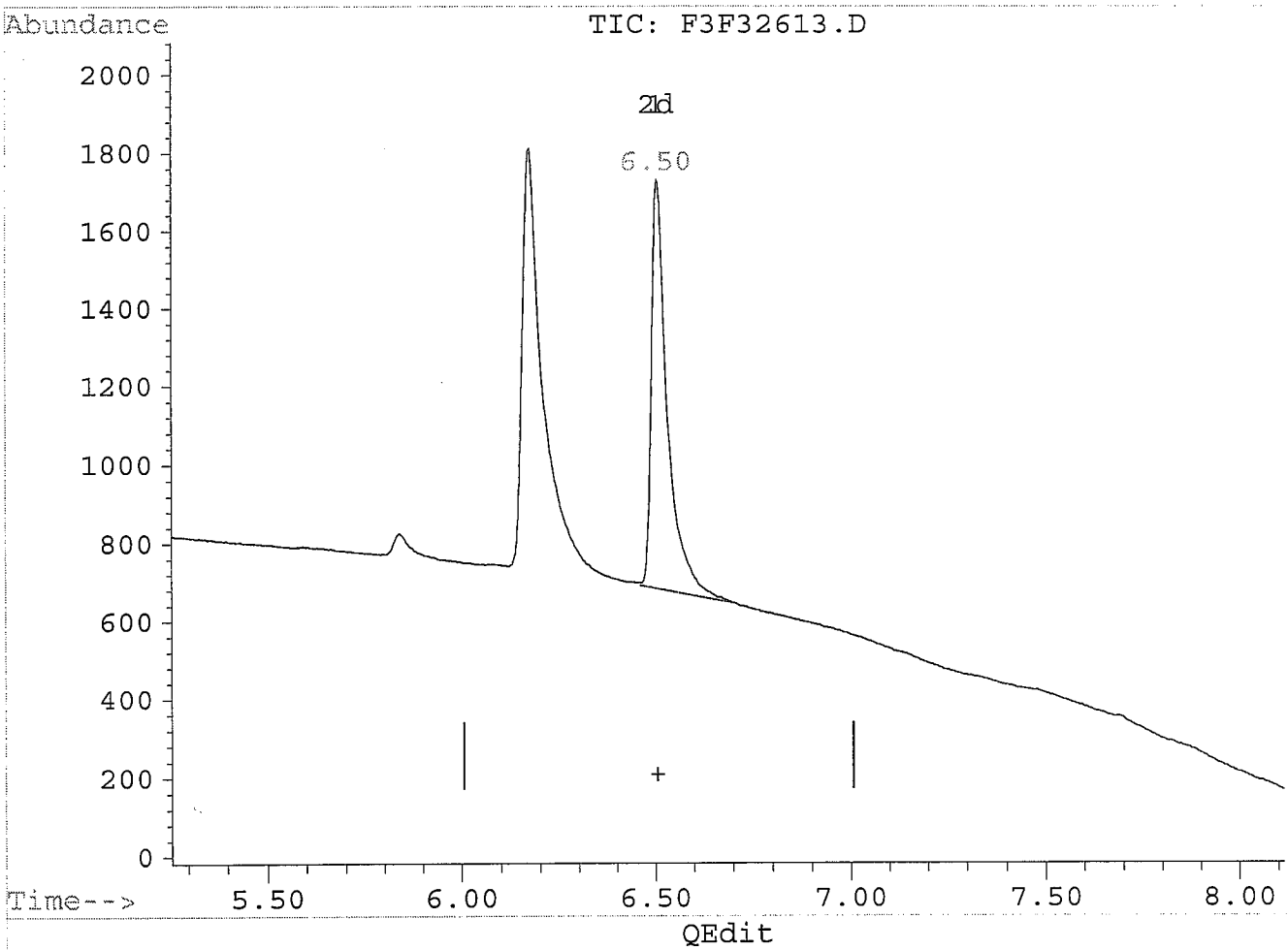

(1) Ethylene Glycol
6.50min 9.25µg/mL m
response 3046

MANUAL RE-INTEGRATION

- ☐ missed peak assignment
- ☐ assigned incorrect name to peak
- ☑ over-integrated peak's area
- ☐ under-integrated peak's area
- ☐ other _____

initials SKS *date* 10/14/08

(+) = Expected Retention Time
F3F32613.D EP101308.M Mon Oct 13 17:01:44 2008

Quantitation Report

Data File : C:\HPCHEM\5\DATA\10132008\F3F32613.D Vial: 6
Acq On : 13 Oct 08 04:12 PM Operator: edb
Sample : 10ug/mL EGPG ICAL Inst : FUELS3
Misc : 5uL ST080923-2 + 995uL 50/50 H20/ACETONE Multiplr: 1.00
Quant Time: Oct 13 17:01 19108

Method : C:\HPCHEM\5\METHODS\EP101308.M
Title : 8015Bmod, Glycols
Last Update : Mon Oct 13 16:59:18 2008
Response via : Multiple Level Calibration

Volume Inj. : 0.5uL
Signal Phase : Stabilwax, 30m, 0.32mm, 1.0μm
Signal Info : FID

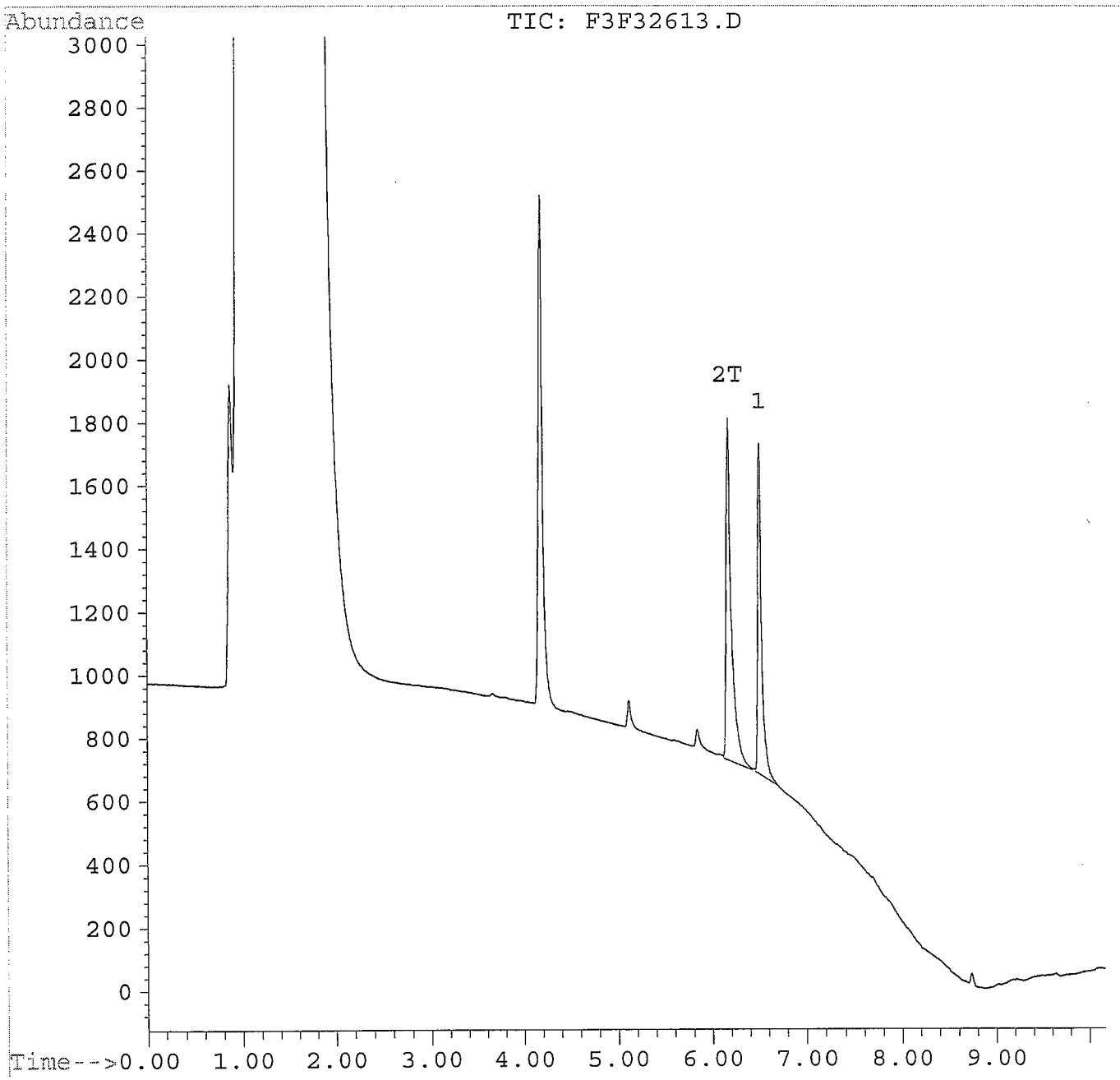

Quantitation Report

Data File : C:\HPCHEM\5\DATA\10132008\F3F32614.D Vial: 7
Acq On : 13 Oct 08 04:26 PM Operator: edb
Sample : 400ug/mL EGPG ICV Inst : FUELS3
Misc : 200uL ST081013-8 + 800uL 50/50 H20/ACETO Multiplr: 1.00
Quant Time: Oct 14 8:27 19108

Method : C:\HPCHEM\5\METHODS\EP101308.M
Title : 8015Bmod, Glycols
Last Update : Mon Oct 13 17:29:36 2008
Response via : Multiple Level Calibration

Volume Inj. : 0.5uL
Signal Phase : Stabilwax, 30m, 0.32mm, 1.0μm
Signal Info : FID

Compound	R.T.	Response	Conc Units
Target Compounds			
1) Ethylene Glycol	6.50	136904	416.49 μg/mLm
2) T Propylene Glycol	6.16	185313	423.58 μg/mlm

(f)=RT Delta > 1/2 Window (m)=manual int.

Quantitation Report

Data File : C:\HPCHEM\5\DATA\10132008\F3F32614.D Vial: 7
Acq On : 13 Oct 08 04:26 PM Operator: edb
Sample : 400ug/mL EGPG ICV Inst : FUELS3
Misc : 200uL ST081013-8 + 800uL 50/50 H20/ACETO Multiplr: 1.00
Quant Time: Oct 14 8:27 19108

Method : C:\HPCHEM\5\METHODS\EP101308.M
Title : 8015Bmod, Glycols
Last Update : Mon Oct 13 17:29:36 2008
Response via : Multiple Level Calibration

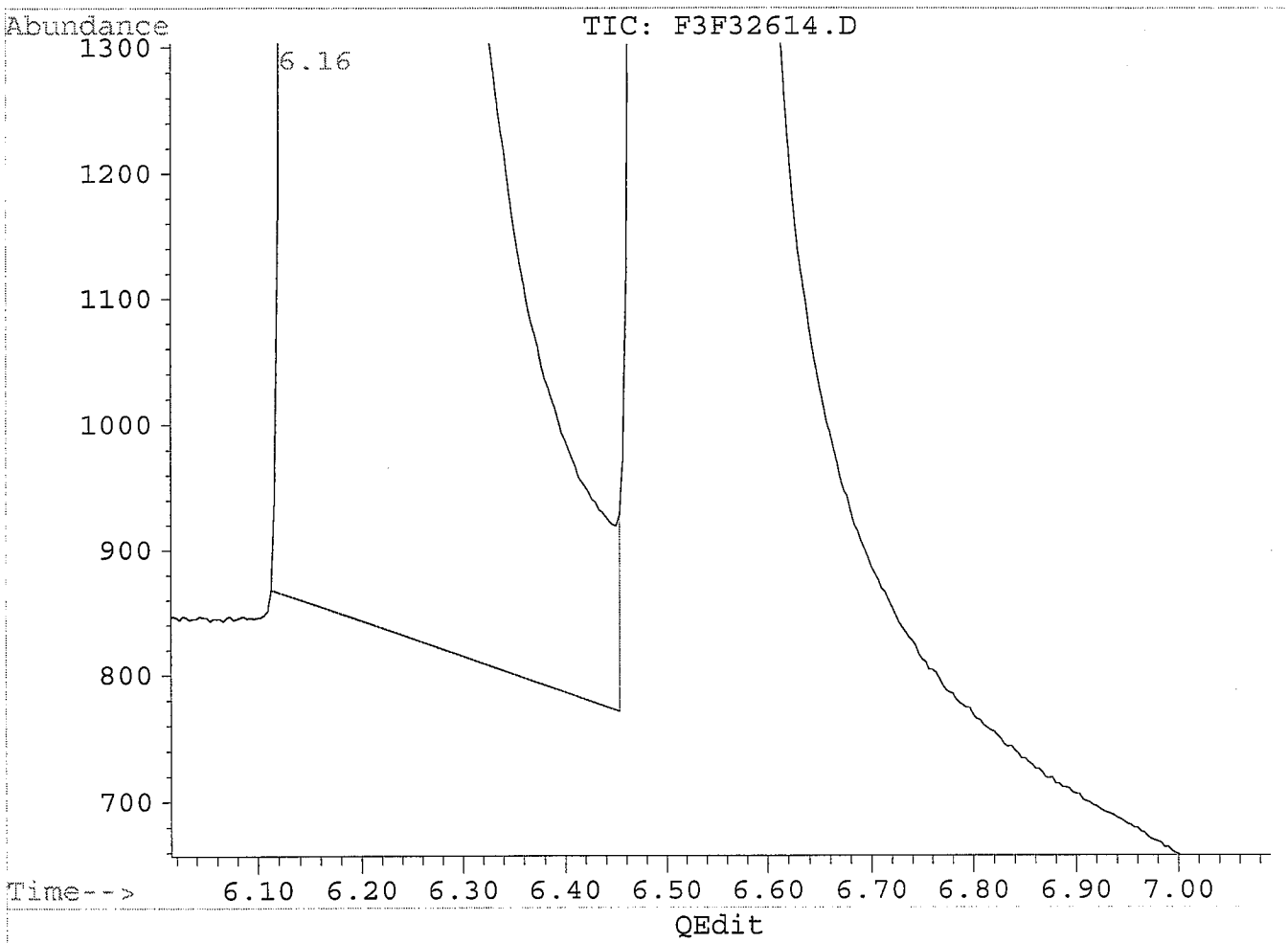

(2) Propylene Glycol (T)
6.16min 423.83µg/ml
response 185421

BEFORE

(+) = Expected Retention Time
F3F32614.D EP101308.M Tue Oct 14 08:27:48 2008

Quantitation Report

Data File : C:\HPCHEM\5\DATA\10132008\F3F32614.D Vial: 7
Acq On : 13 Oct 08 04:26 PM Operator: edb
Sample : 400ug/mL EGPG ICV Inst : FUELS3
Misc : 200uL ST081013-8 + 800uL 50/50 H20/ACETO Multiplr: 1.00
Quant Time: Oct 14 8:27 19108

Method : C:\HPCHEM\5\METHODS\EP101308.M
Title : 8015Bmod, Glycols
Last Update : Mon Oct 13 17:29:36 2008
Response via : Multiple Level Calibration

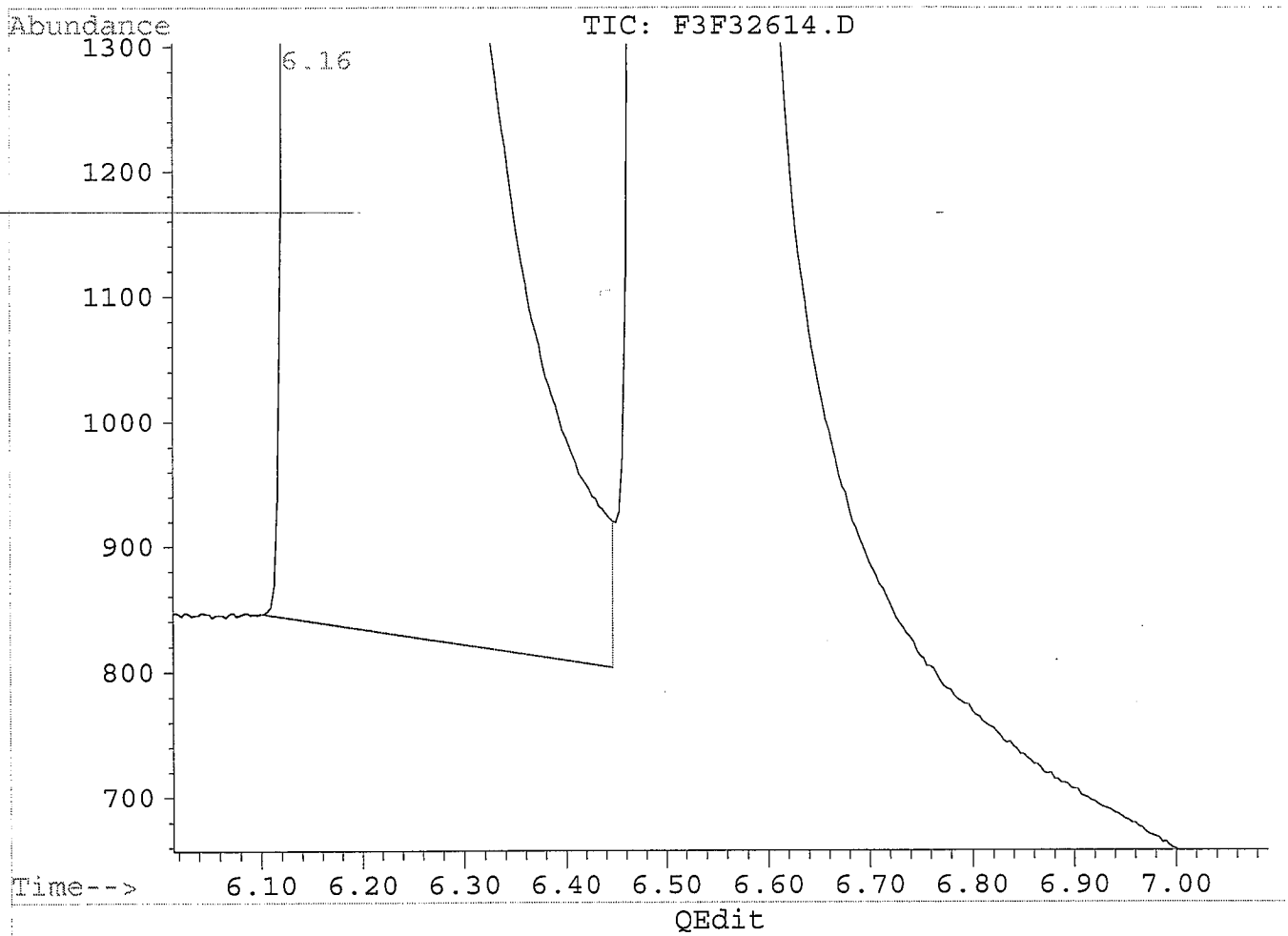

(2) Propylene Glycol (T)
6.16min 423.58µg/ml m
response 185313

MANUAL RE-INTEGRATION

- ☐ missed peak assignment
- ☐ assigned incorrect name to peak
- ☑ over-integrated peak's area
- ☐ under-integrated peak's area
- ☐ other _____

initials Elb *date* 10/14/08

(+) = Expected Retention Time
F3F32614.D EP101308.M Tue Oct 14 08:28:16 2008

Quantitation Report

Data File : C:\HPCHEM\5\DATA\10132008\F3F32614.D Vial: 7
Acq On : 13 Oct 08 04:26 PM Operator: edb
Sample : 400ug/mL EGPG ICV Inst : FUELS3
Misc : 200uL ST081013-8 + 800uL 50/50 H20/ACETO Multiplr: 1.00
Quant Time: Oct 14 8:25 19108

Method : C:\HPCHEM\5\METHODS\EP101308.M
Title : 8015Bmod, Glycols
Last Update : Mon Oct 13 17:29:36 2008
Response via : Multiple Level Calibration

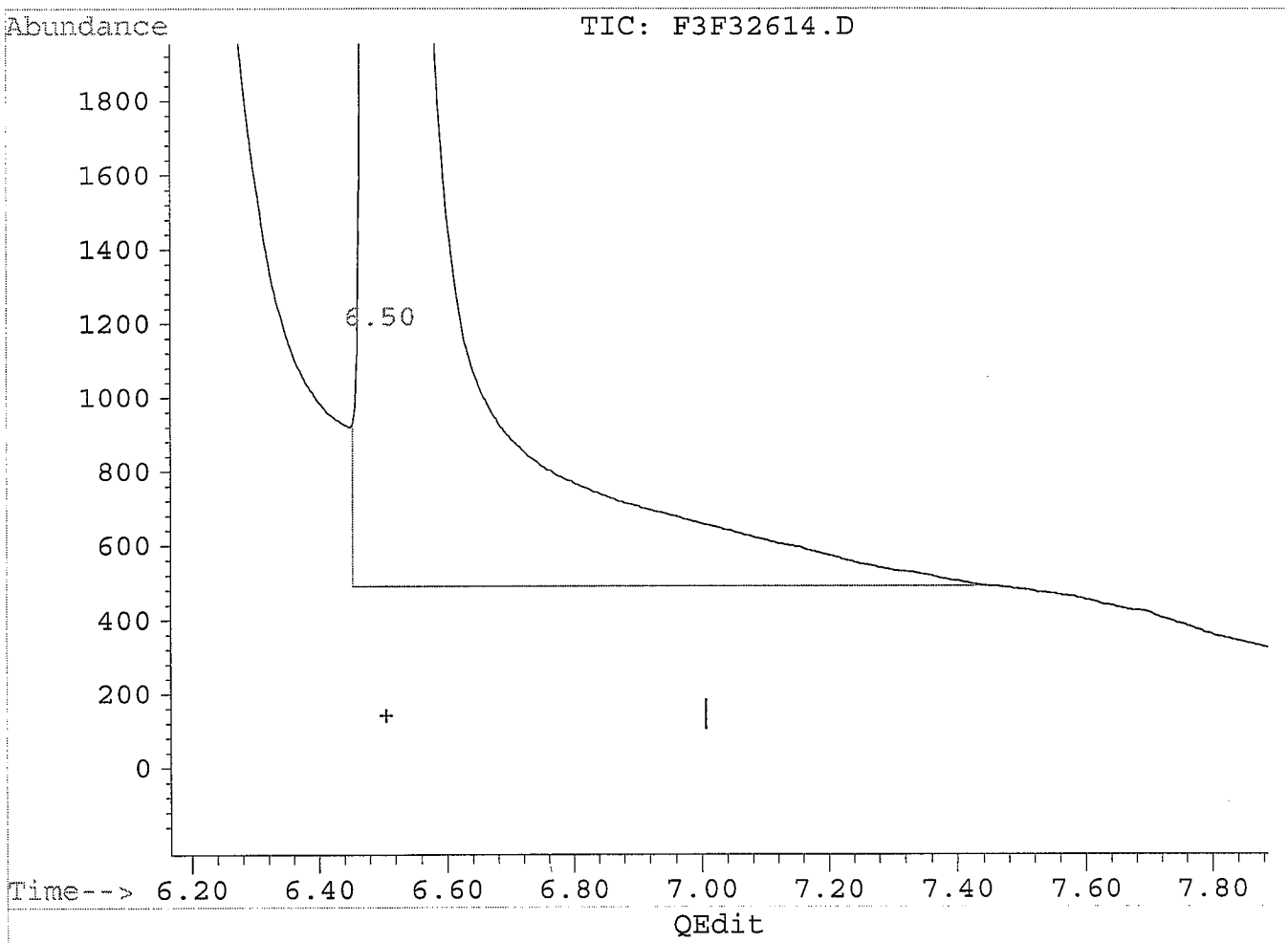

(1) Ethylene Glycol
6.50min 449.77µg/mL
response 147843

BEFORE

(+) = Expected Retention Time
F3F32614.D EP101308.M Tue Oct 14 08:25:33 2008

Quantitation Report

Data File : C:\HPCHEM\5\DATA\10132008\F3F32614.D Vial: 7
Acq On : 13 Oct 08 04:26 PM Operator: edb
Sample : 400ug/mL EGPG ICV Inst : FUELS3
Misc : 200uL ST081013-8 + 800uL 50/50 H20/ACETO Multiplr: 1.00
Quant Time: Oct 14 8:27 19108

Method : C:\HPCHEM\5\METHODS\EP101308.M
Title : 8015Bmod, Glycols
Last Update : Mon Oct 13 17:29:36 2008
Response via : Multiple Level Calibration

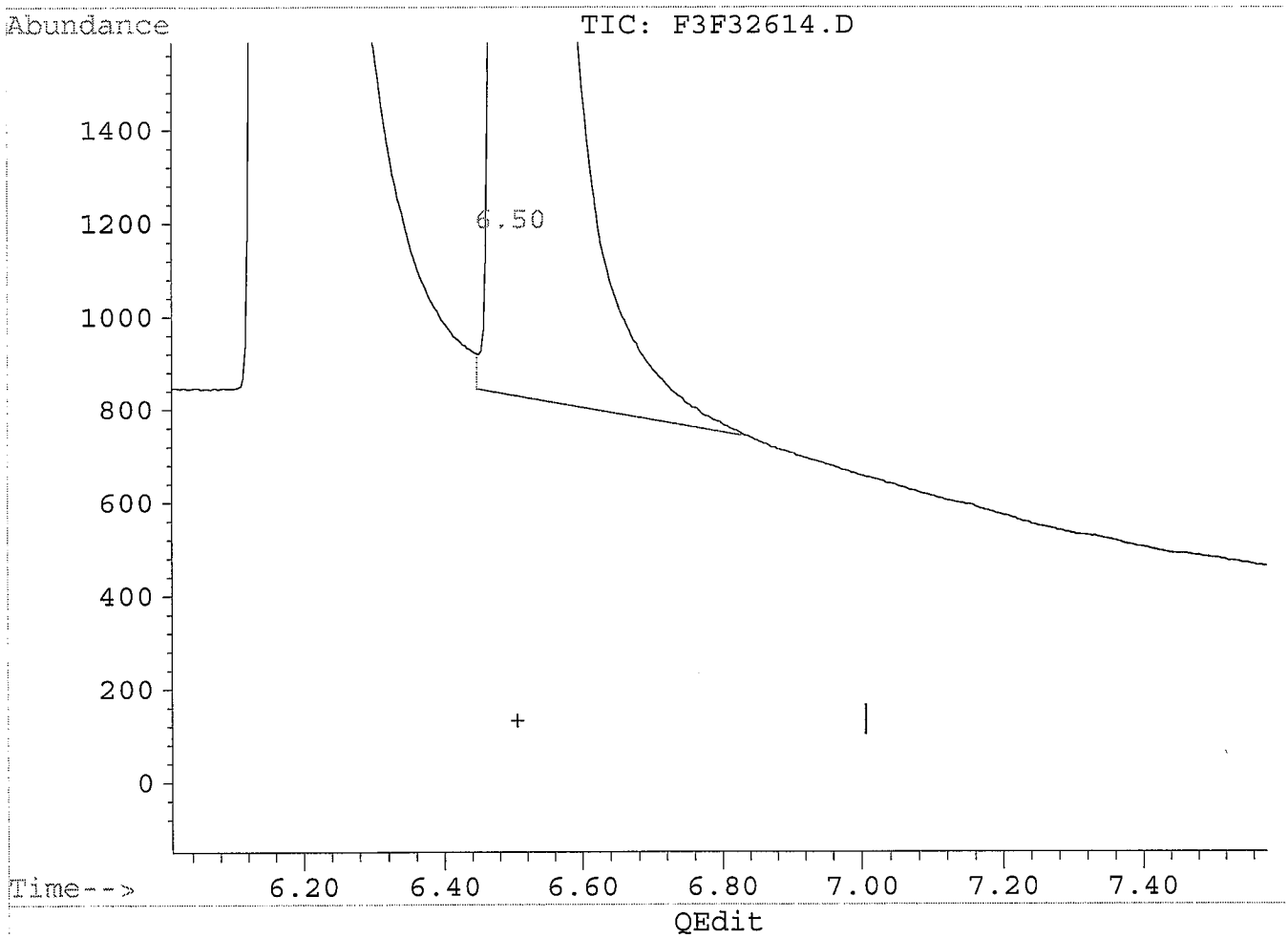

(1) Ethylene Glycol
6.50min 416.49µg/mL m
response 136904

MANUAL RE-INTEGRATION

- ☐ missed peak assignment
- ☐ assigned incorrect name to peak
- ☑ over-integrated peak's area
- ☐ under-integrated peak's area
- ☐ other _____

initials SB *date* 10/14/08

(+) = Expected Retention Time
F3F32614.D EP101308.M Tue Oct 14 08:27:37 2008

Quantitation Report

Data File : C:\HPCHEM\5\DATA\10132008\F3F32614.D Vial: 7
Acq On : 13 Oct 08 04:26 PM Operator: edb
Sample : 400ug/mL EGPG ICV Inst : FUELS3
Misc : 200uL ST081013-8 + 800uL 50/50 H20/ACETO Multiplr: 1.00
Quant Time: Oct 14 8:27 19108

Method : C:\HPCHEM\5\METHODS\EP101308.M
Title : 8015Bmod, Glycols
Last Update : Mon Oct 13 17:29:36 2008
Response via : Multiple Level Calibration

Volume Inj. : 0.5uL
Signal Phase : Stabilwax, 30m, 0.32mm, 1.0μm
Signal Info : FID

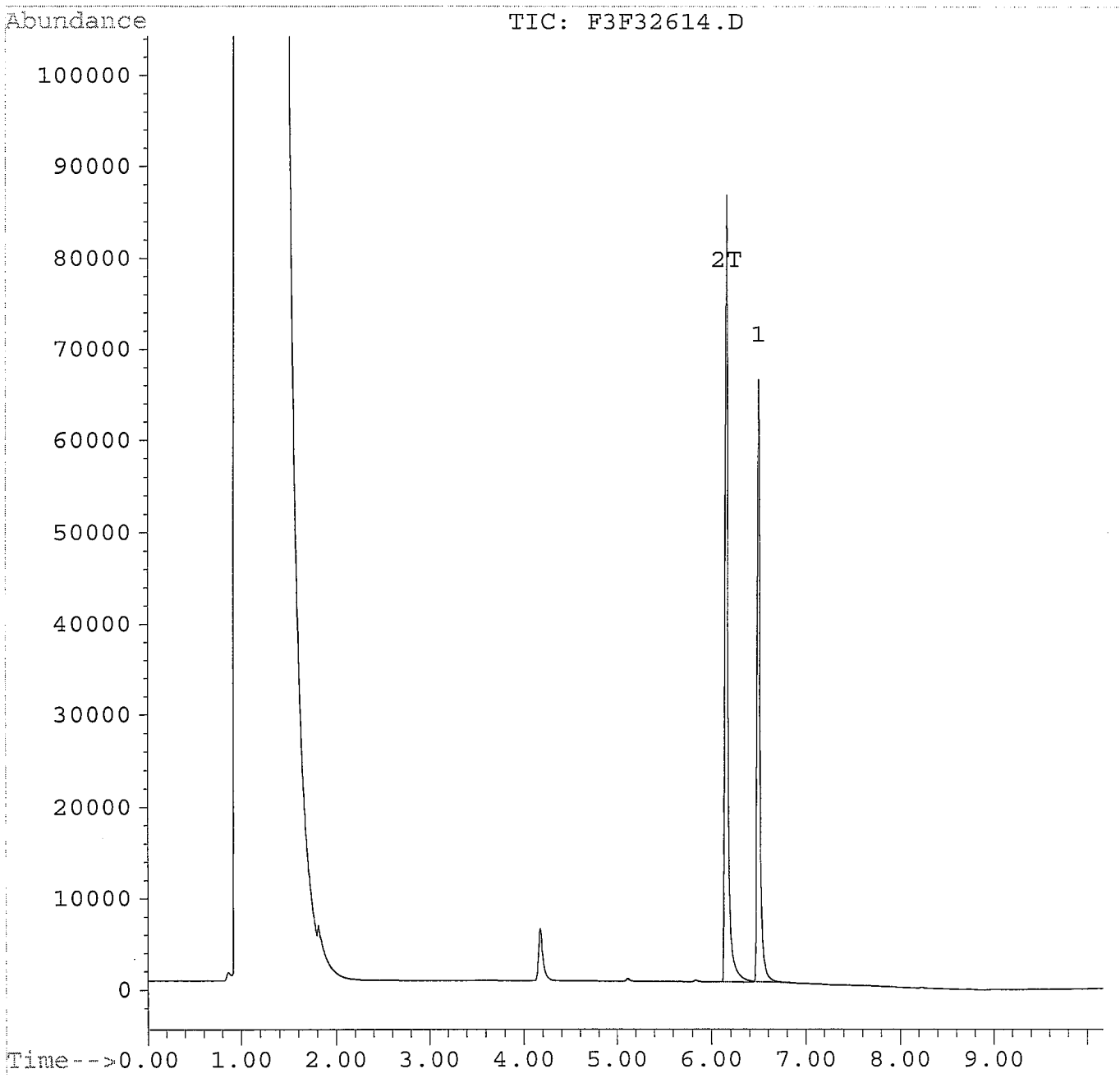

Quantitation Report

Data File : C:\HPCHEM\5\DATA\10132008\F3F32625.D Vial: 18
Acq On : 13 Oct 08 07:23 PM Operator: edb
Sample : 100ug/mL EGPG CCV Inst : FUELS3
Misc : 50uL ST080923-2 + 950uL 50/50 H20/ACETON Multiplr: 1.00
Quant Time: Oct 14 8:49 19108

Method : C:\HPCHEM\5\METHODS\EP101308.M
Title : 8015Bmod, Glycols
Last Update : Mon Oct 13 17:29:36 2008
Response via : Multiple Level Calibration

Volume Inj. : 0.5uL
Signal Phase : Stabilwax, 30m, 0.32mm, 1.0µm
Signal Info : FID

Compound	R.T.	Response	Conc Units
Target Compounds			
1) Ethylene Glycol	6.50	31523	95.90 µg/mLm
2) T Propylene Glycol	6.16	41857	95.68 µg/mlm

(f)=RT Delta > 1/2 Window (m)=manual int.

Quantitation Report

Data File : C:\HPCHEM\5\DATA\10132008\F3F32625.D Vial: 18
Acq On : 13 Oct 08 07:23 PM Operator: edb
Sample : 100ug/mL EGPG CCV Inst : FUELS3
Misc : 50uL ST080923-2 + 950uL 50/50 H20/ACETON Multiplr: 1.00
Quant Time: Oct 14 8:48 19108

Method : C:\HPCHEM\5\METHODS\EP101308.M
Title : 8015Bmod, Glycols
Last Update : Mon Oct 13 17:29:36 2008
Response via : Multiple Level Calibration

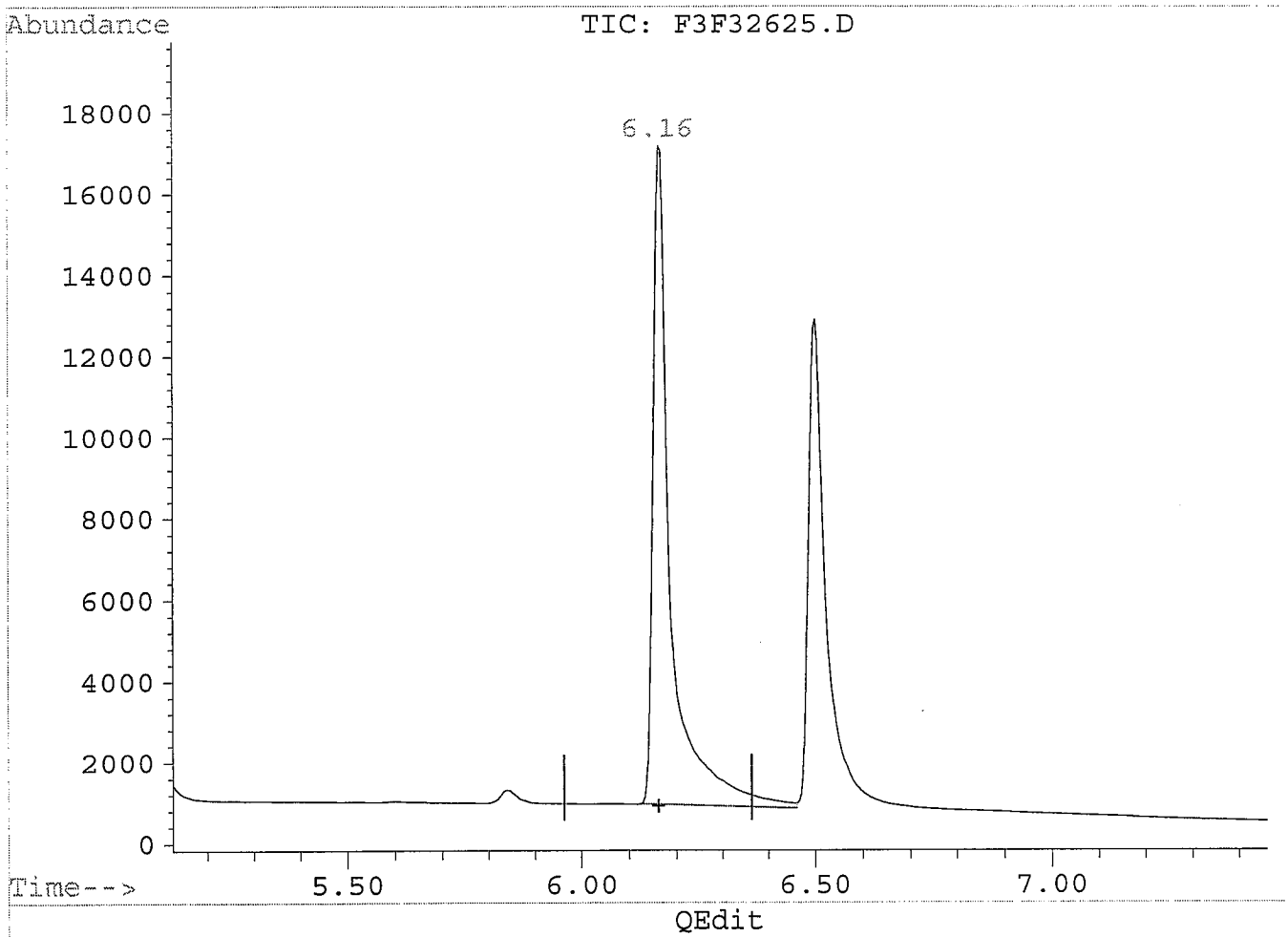

(2) Propylene Glycol (T)
6.16min 96.50µg/ml
response 42218

BEFORE

(+) = Expected Retention Time
F3F32625.D EP101308.M Tue Oct 14 08:48:15 2008

Quantitation Report

Data File : C:\HPCHEM\5\DATA\10132008\F3F32625.D Vial: 18
Acq On : 13 Oct 08 07:23 PM Operator: edb
Sample : 100ug/mL EGPG CCV Inst : FUELS3
Misc : 50uL ST080923-2 + 950uL 50/50 H20/ACETON Multiplr: 1.00
Quant Time: Oct 14 8:49 19108

Method : C:\HPCHEM\5\METHODS\EP101308.M
Title : 8015Bmod, Glycols
Last Update : Mon Oct 13 17:29:36 2008
Response via : Multiple Level Calibration

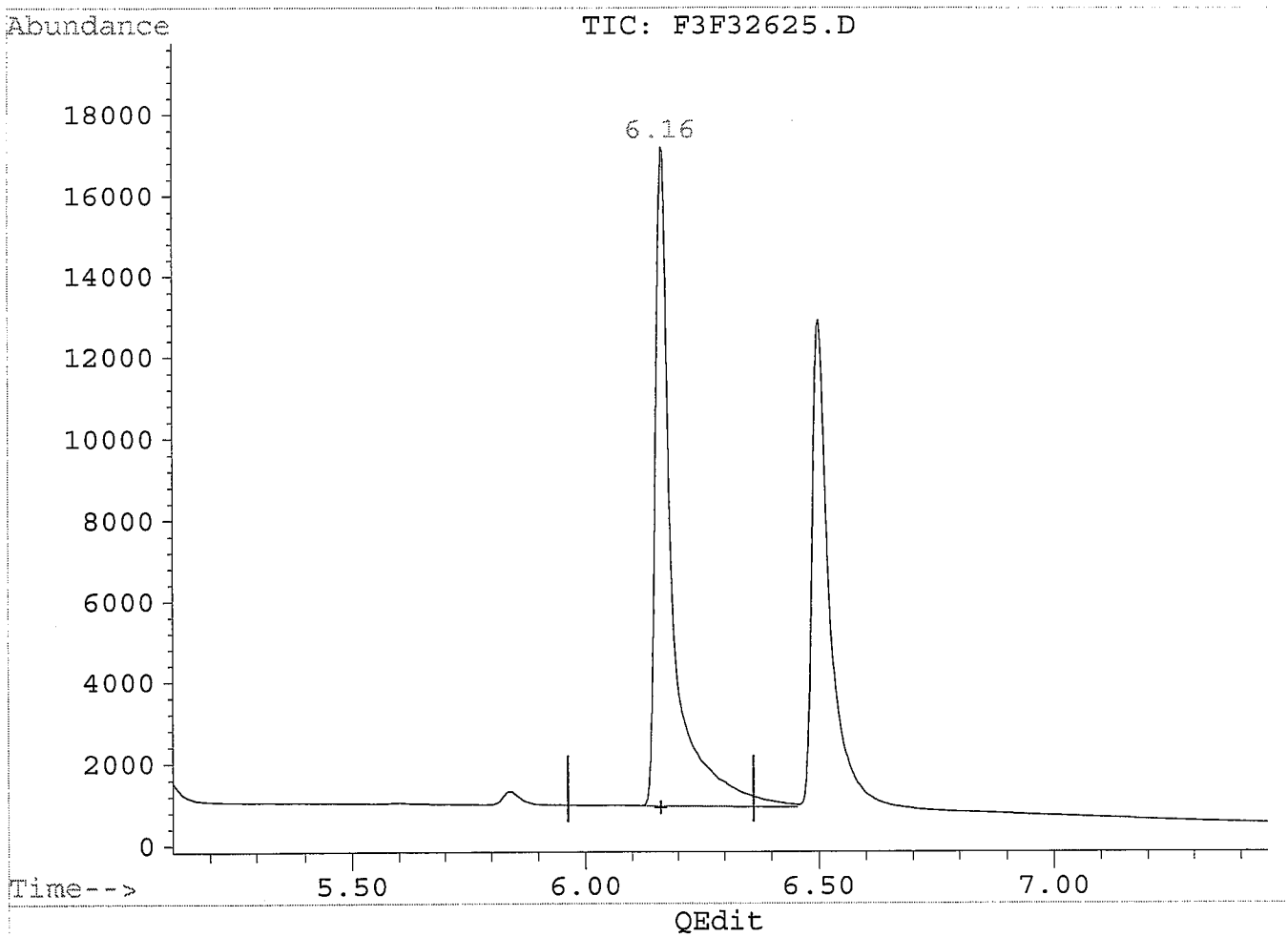

(2) Propylene Glycol (T)
6.16min 95.68µg/ml m
response 41857

MANUAL RE-INTEGRATION

- ☐ missed peak assignment
- ☐ assigned incorrect name to peak
- ☑ over-integrated peak's area
- ☐ under-integrated peak's area
- ☐ other _____

initials Edb *date* 10/14/08

(+) = Expected Retention Time
F3F32625.D EP101308.M Tue Oct 14 08:49:17 2008

Quantitation Report

Data File : C:\HPCHEM\5\DATA\10132008\F3F32625.D Vial: 18
Acq On : 13 Oct 08 07:23 PM Operator: edb
Sample : 100ug/mL EGPG CCV Inst : FUELS3
Misc : 50uL ST080923-2 + 950uL 50/50 H20/ACETON Multiplr: 1.00
Quant Time: Oct 14 8:47 19108

Method : C:\HPCHEM\5\METHODS\EP101308.M
Title : 8015Bmod, Glycols
Last Update : Mon Oct 13 17:29:36 2008
Response via : Multiple Level Calibration

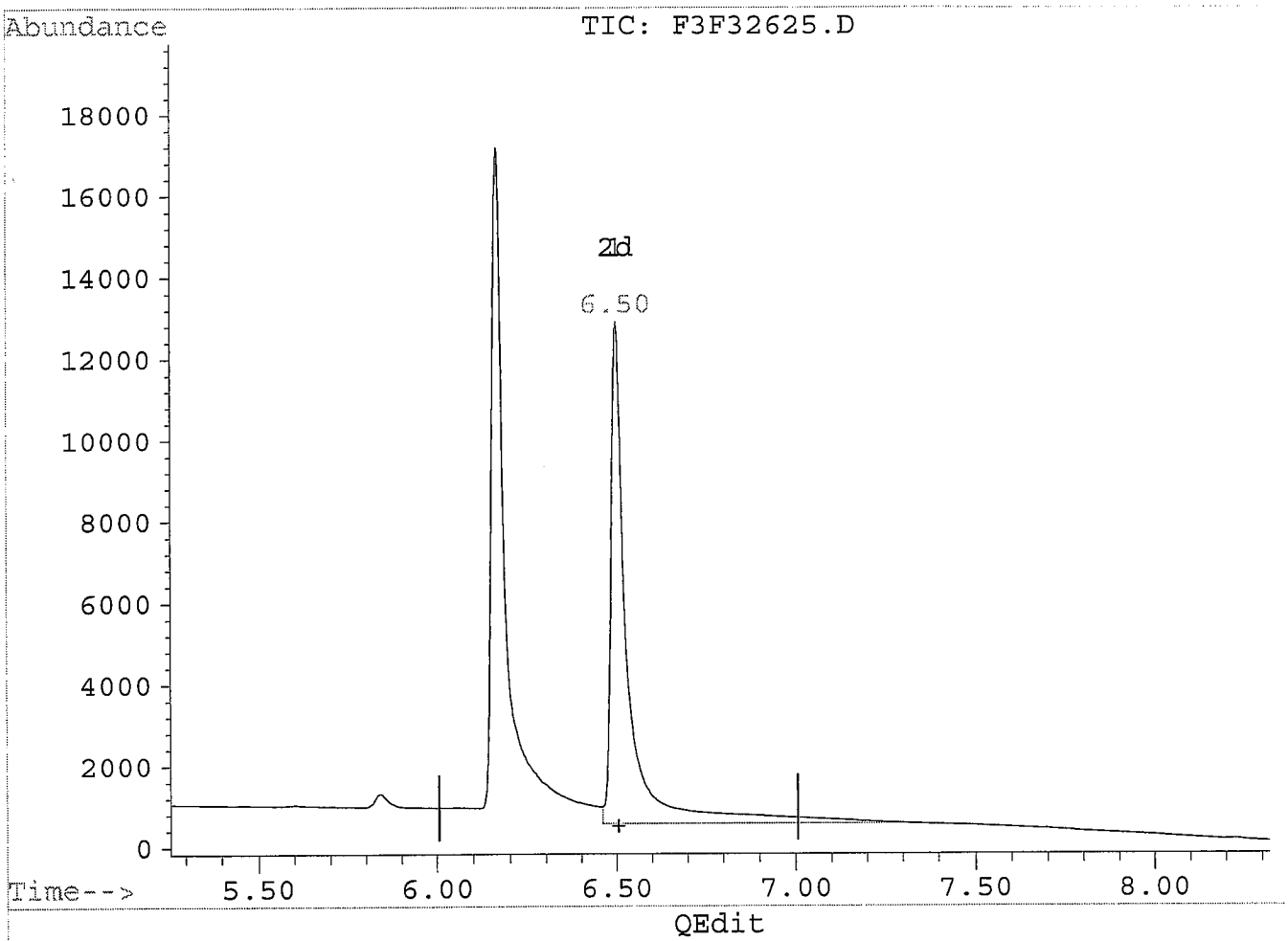

(1) Ethylene Glycol
6.50min 124.93µg/mL
response 41067

Before

(+) = Expected Retention Time
F3F32625.D EP101308.M Tue Oct 14 08:47:54 2008

Quantitation Report

Data File : C:\HPCHEM\5\DATA\10132008\F3F32625.D Vial: 18
Acq On : 13 Oct 08 07:23 PM Operator: edb
Sample : 100ug/mL EGPG CCV Inst : FUELS3
Misc : 50uL ST080923-2 + 950uL 50/50 H20/ACETON Multiplr: 1.00
Quant Time: Oct 14 8:48 19108

Method : C:\HPCHEM\5\METHODS\EP101308.M
Title : 8015Bmod, Glycols
Last Update : Mon Oct 13 17:29:36 2008
Response via : Multiple Level Calibration

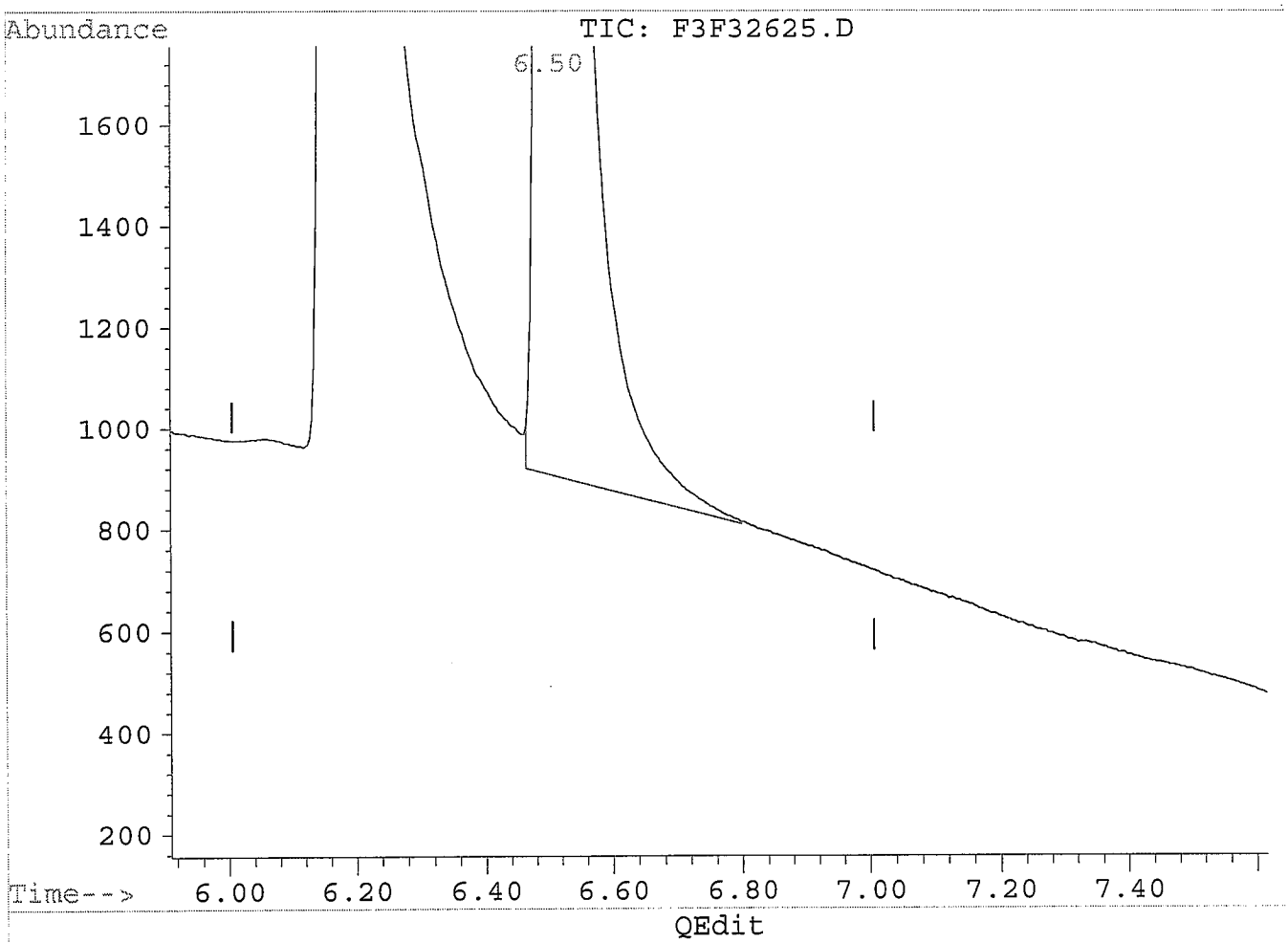

(1) Ethylene Glycol
6.50min 95.90µg/mL m
response 31523

MANUAL RE-INTEGRATION

- ☐ missed peak assignment
- ☐ assigned incorrect name to peak
- ☑ over-integrated peak's area
- ☐ under-integrated peak's area
- ☐ other _____

initials SB *date* 10/14/08

(+) = Expected Retention Time
F3F32625.D EP101308.M Tue Oct 14 08:48:10 2008

Quantitation Report

Data File : C:\HPCHEM\5\DATA\10132008\F3F32625.D Vial: 18
Acq On : 13 Oct 08 07:23 PM Operator: edb
Sample : 100ug/mL EGPG CCV Inst : FUELS3
Misc : 50uL ST080923-2 + 950uL 50/50 H20/ACETON Multiplr: 1.00
Quant Time: Oct 14 8:49 19108

Method : C:\HPCHEM\5\METHODS\EP101308.M
Title : 8015Bmod, Glycols
Last Update : Mon Oct 13 17:29:36 2008
Response via : Multiple Level Calibration

Volume Inj. : 0.5uL
Signal Phase : Stabilwax, 30m, 0.32mm, 1.0μm
Signal Info : FID

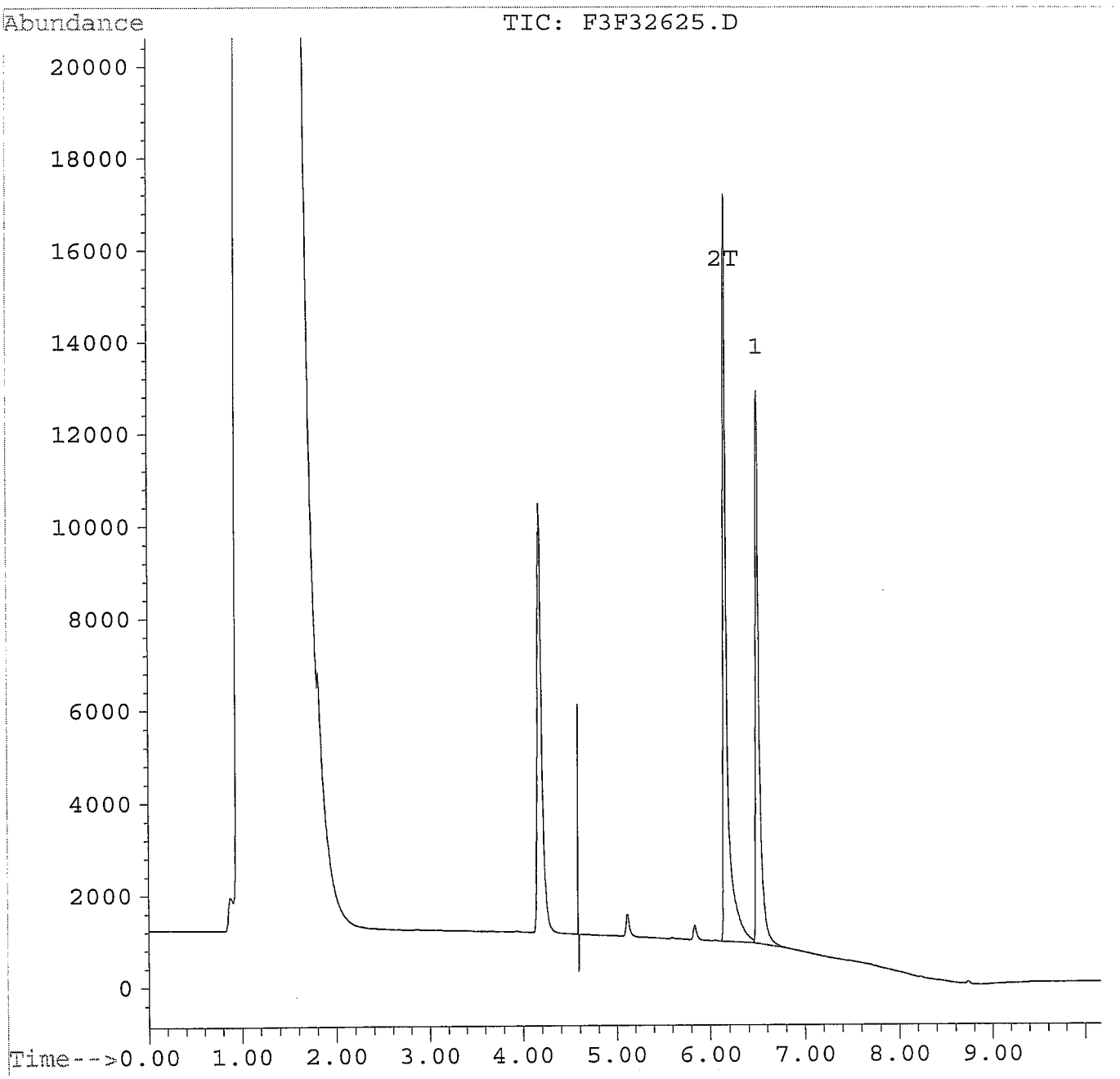

Sample Raw Data

Quantitation Report

Data File : C:\HPCHEM\5\DATA\10132008\F3F32622.D Vial: 15
Acq On : 13 Oct 08 06:42 PM Operator: edb
Sample : EXO81008-3MB Inst : FUELS3
Misc : Multiplr: 1.00
Quant Time: Oct 14 9:22 19108

Method : C:\HPCHEM\5\METHODS\EP101308.M
Title : 8015Bmod, Glycols
Last Update : Mon Oct 13 17:29:36 2008
Response via : Multiple Level Calibration

Volume Inj. : 0.5uL
Signal Phase : Stabilwax, 30m, 0.32mm, 1.0µm
Signal Info : FID

Compound	R.T.	Response	Conc Units
Target Compounds			
1) Ethylene Glycol	6.53	112	0.34 µg/mLm BMDL
2) T Propylene Glycol	0.00	0	N.D. µg/ml

(f)=RT Delta > 1/2 Window (m)=manual int.

Quantitation Report

Data File : C:\HPCHEM\5\DATA\10132008\F3F32622.D
Acq On : 13 Oct 08 06:42 PM
Sample : EXO81008-3MB
Misc :
Quant Time: Oct 14 8:40 19108

Vial: 15
Operator: edb
Inst : FUELS3
Multiplr: 1.00

Method : C:\HPCHEM\5\METHODS\EP101308.M
Title : 8015Bmod, Glycols
Last Update : Mon Oct 13 17:29:36 2008
Response via : Multiple Level Calibration

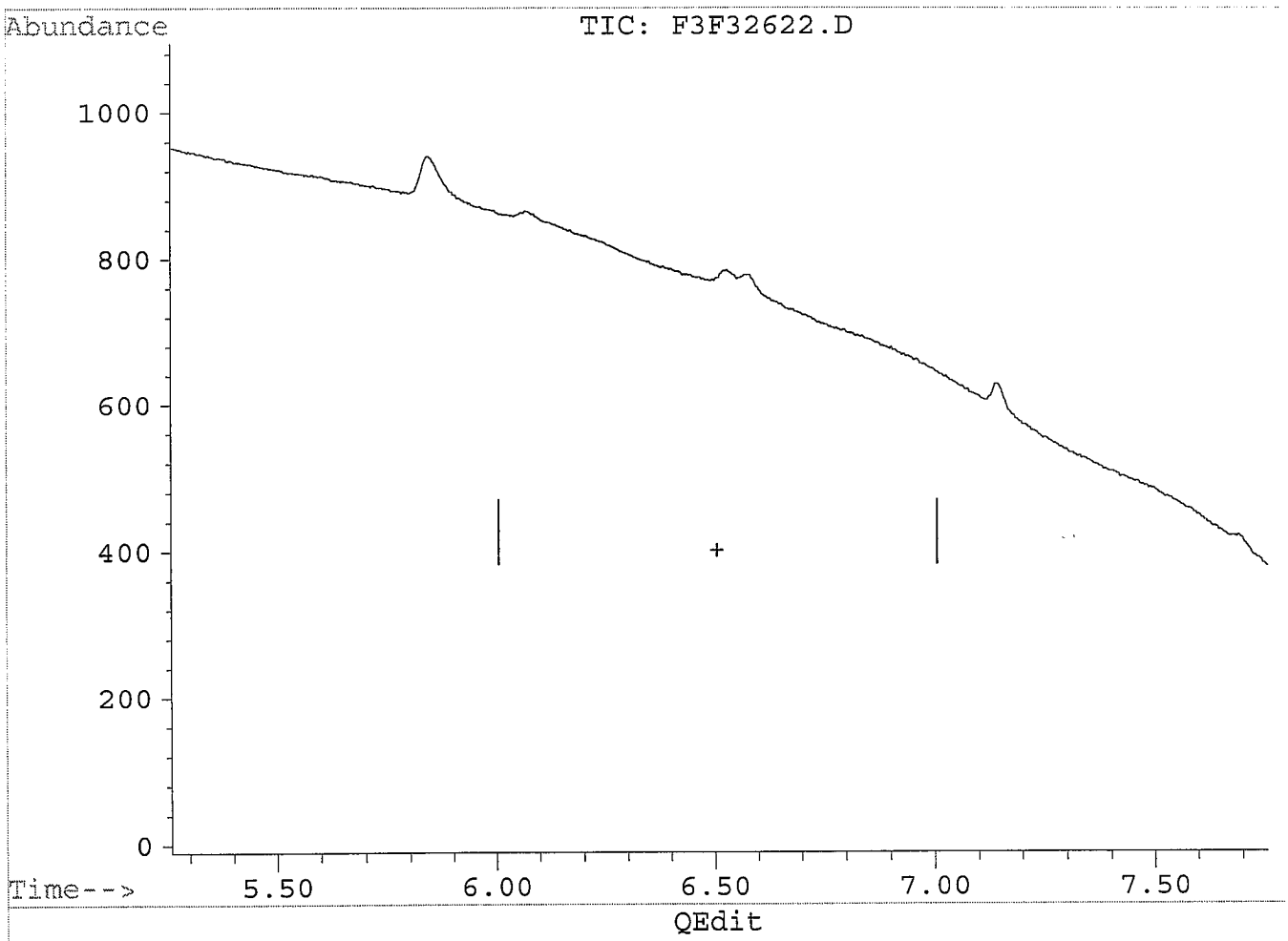

(1) Ethylene Glycol
6.51min 0.00µg/mL
response 0

BEFORE

(+) = Expected Retention Time
F3F32622.D EP101308.M Tue Oct 14 09:22:46 2008

Quantitation Report

Data File : C:\HPCHEM\5\DATA\10132008\F3F32622.D
Acq On : 13 Oct 08 06:42 PM
Sample : EXO81008-3MB
Misc :
Quant Time: Oct 14 9:22 19108

Vial: 15
Operator: edb
Inst : FUELS3
Multiplr: 1.00

Method : C:\HPCHEM\5\METHODS\EP101308.M
Title : 8015Bmod, Glycols
Last Update : Mon Oct 13 17:29:36 2008
Response via : Multiple Level Calibration

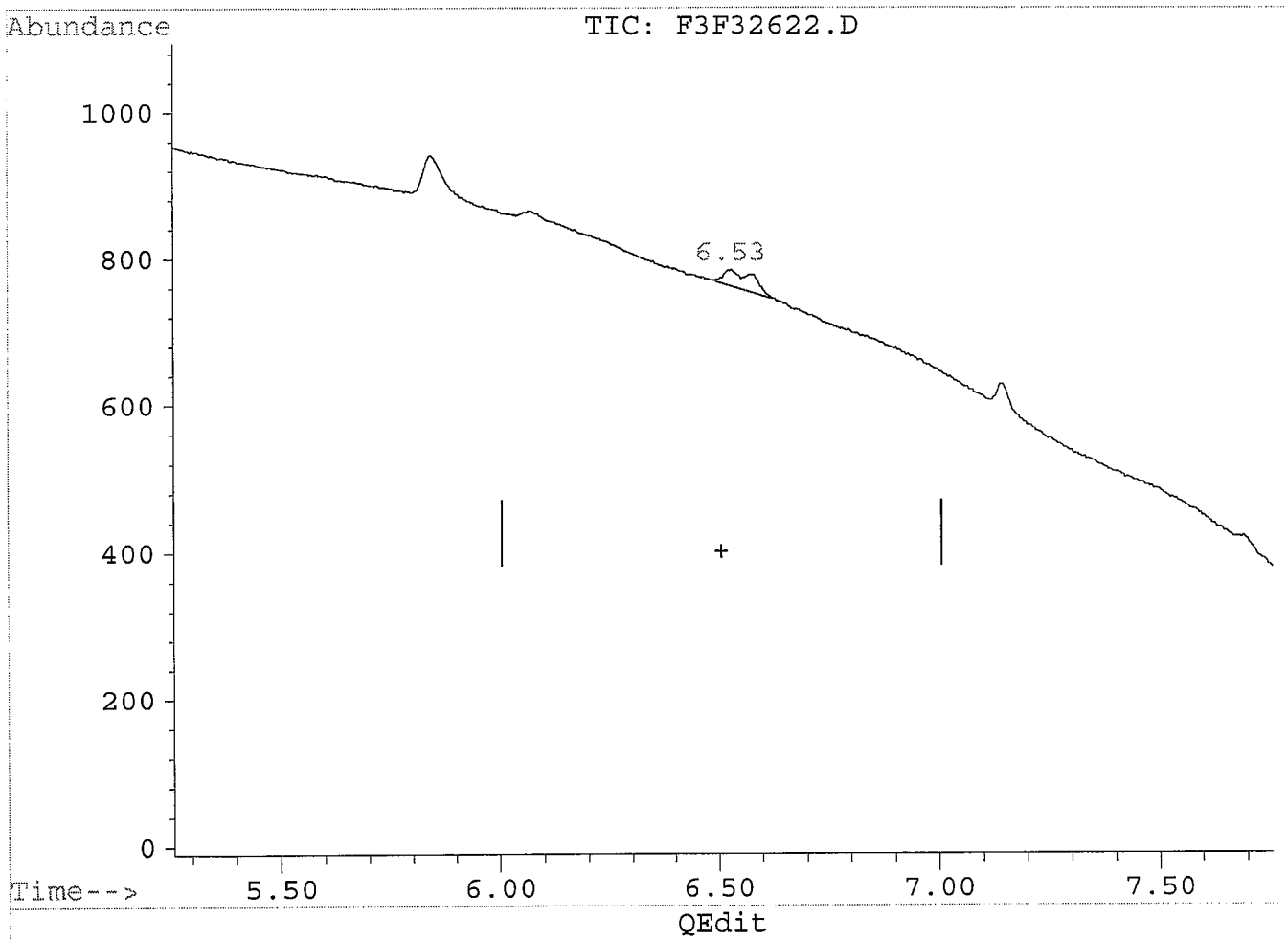

(1) Ethylene Glycol
6.53min 0.34µg/mL m
response 112

MANUAL RE-INTEGRATION

- ☐ missed peak assignment
- ☐ assigned incorrect name to peak
- ☐ over-integrated peak's area
- ☐ under-integrated peak's area
- ☐ other _____

initials EB *date* 10/14/08

(+) = Expected Retention Time
F3F32622.D EP101308.M Tue Oct 14 09:22:55 2008

Quantitation Report

Data File : C:\HPCHEM\5\DATA\10132008\F3F32622.D
Acq On : 13 Oct 08 06:42 PM
Sample : EXO81008-3MB
Misc :
Quant Time: Oct 14 9:22 19108

Vial: 15
Operator: edb
Inst : FUELS3
Multiplr: 1.00

Method : C:\HPCHEM\5\METHODS\EP101308.M
Title : 8015Bmod, Glycols
Last Update : Mon Oct 13 17:29:36 2008
Response via : Multiple Level Calibration

Volume Inj. : 0.5uL
Signal Phase : Stabilwax, 30m, 0.32mm, 1.0μm
Signal Info : FID

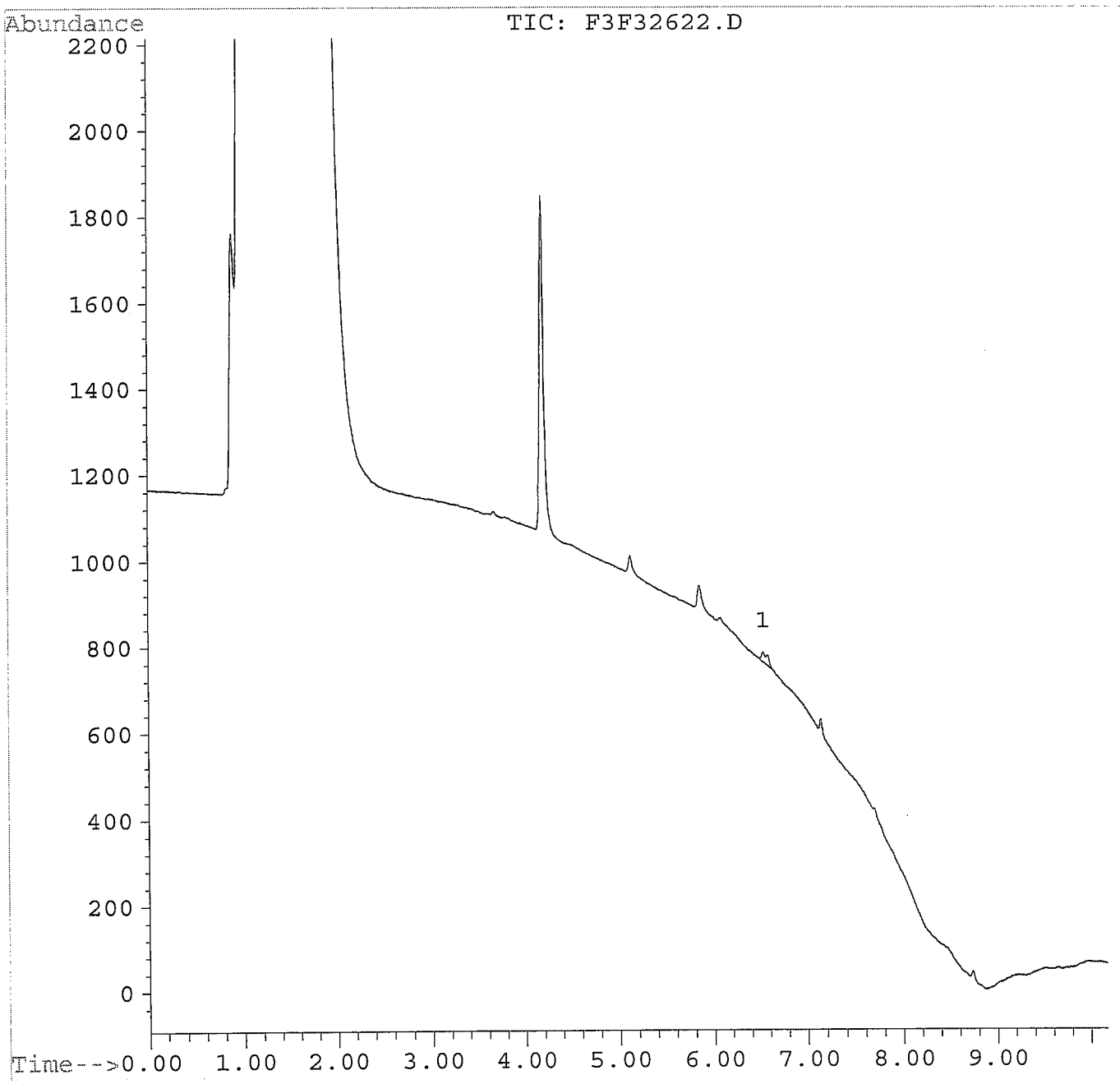

Quantitation Report

Data File : C:\HPCHEM\5\DATA\10132008\F3F32618.D Vial: 11
Acq On : 13 Oct 08 05:48 PM Operator: edb
Sample : 0810031-1 Inst : FUELS3
Misc : Multiplr: 1.00
Quant Time: Oct 14 8:34 19108

Method : C:\HPCHEM\5\METHODS\EP101308.M
Title : 8015Bmod, Glycols
Last Update : Mon Oct 13 17:29:36 2008
Response via : Multiple Level Calibration

Volume Inj. : 0.5uL
Signal Phase : Stabilwax, 30m, 0.32mm, 1.0µm
Signal Info : FID

Compound	R.T.	Response	Conc Units
Target Compounds			
1) Ethylene Glycol	6.52	516	1.57 µg/mLm J
2) T Propylene Glycol	6.19	302	0.69 µg/mlm BMDL

(f)=RT Delta > 1/2 Window (m)=manual int.

Quantitation Report

Data File : C:\HPCHEM\5\DATA\10132008\F3F32618.D
Acq On : 13 Oct 08 05:48 PM
Sample : 0810031-1
Misc :
Quant Time: Oct 14 8:34 19108

Vial: 11
Operator: edb
Inst : FUELS3
Multiplr: 1.00

Method : C:\HPCHEM\5\METHODS\EP101308.M
Title : 8015Bmod, Glycols
Last Update : Mon Oct 13 17:29:36 2008
Response via : Multiple Level Calibration

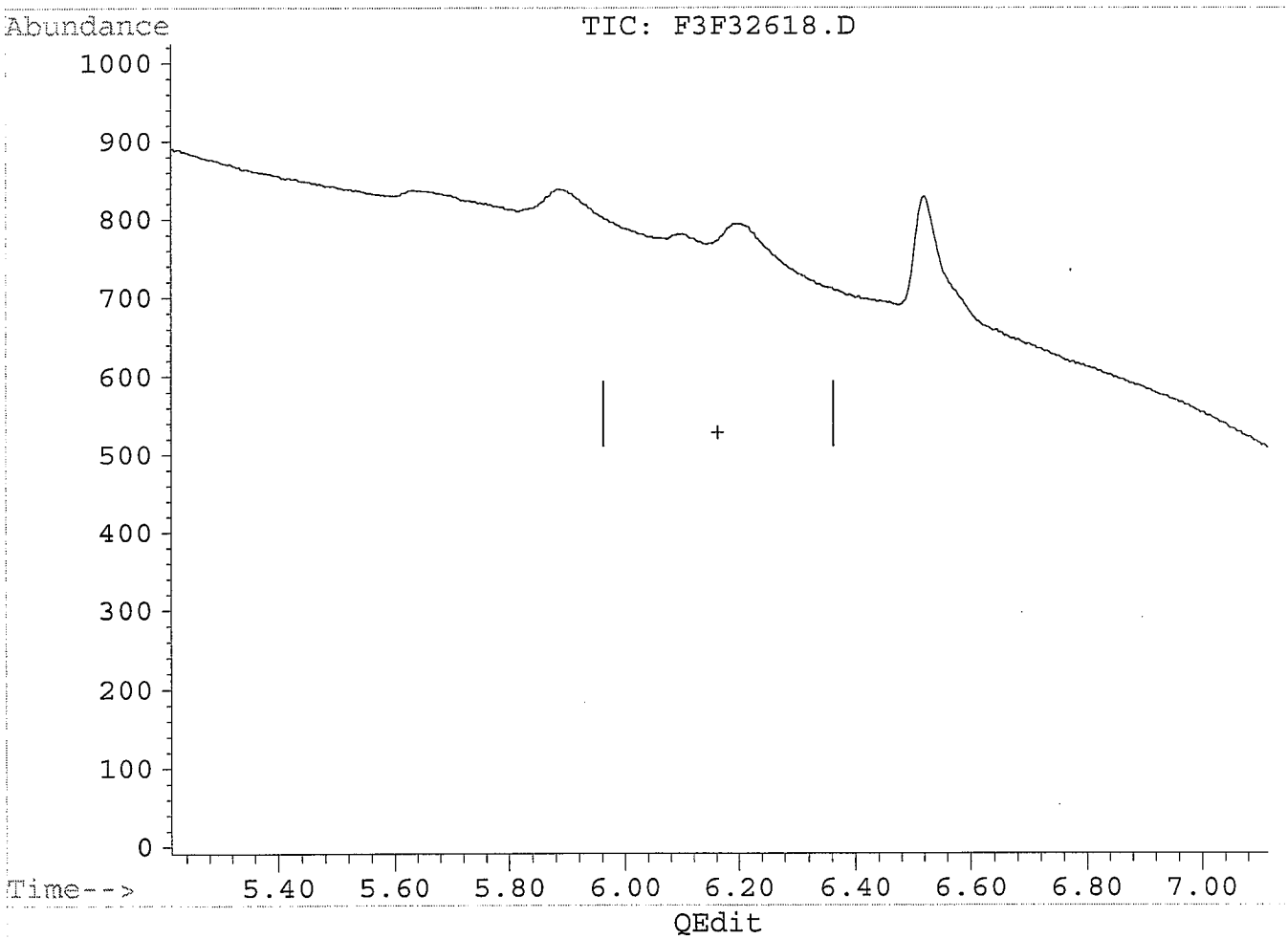

(2) Propylene Glycol (T)
6.16min 0.00µg/ml
response 0

Before

(+) = Expected Retention Time
F3F32618.D EP101308.M Tue Oct 14 08:34:42 2008

Quantitation Report

Data File : C:\HPCHEM\5\DATA\10132008\F3F32618.D
Acq On : 13 Oct 08 05:48 PM
Sample : 0810031-1
Misc :
Quant Time: Oct 14 8:34 19108

Vial: 11
Operator: edb
Inst : FUELS3
Multiplr: 1.00

Method : C:\HPCHEM\5\METHODS\EP101308.M
Title : 8015Bmod, Glycols
Last Update : Mon Oct 13 17:29:36 2008
Response via : Multiple Level Calibration

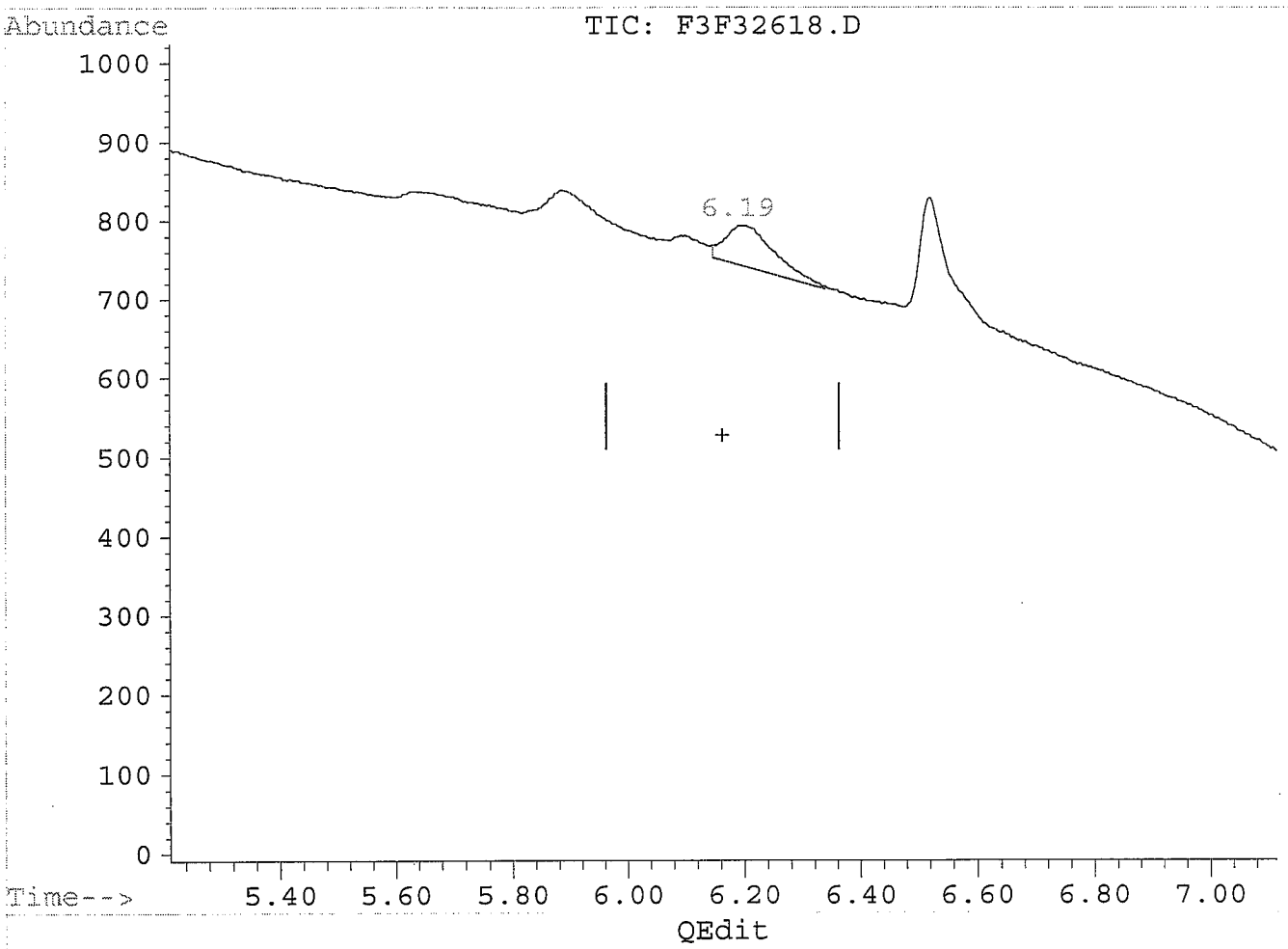

(2) Propylene Glycol (T)
6.19min 0.69µg/ml m
response 302

MANUAL RE-INTEGRATION
- [x] missed peak assignment
- [ ] assigned incorrect name to peak
- [ ] over-integrated peak's area
- [ ] under-integrated peak's area
- [ ] other

initials SB *date* 10/14/08

(+) = Expected Retention Time
F3F32618.D EP101308.M Tue Oct 14 08:34:53 2008

Quantitation Report

Data File : C:\HPCHEM\5\DATA\10132008\F3F32618.D
Acq On : 13 Oct 08 05:48 PM
Sample : 0810031-1
Misc :
Quant Time: Oct 14 8:34 19108

Vial: 11
Operator: edb
Inst : FUELS3
Multiplr: 1.00

Method : C:\HPCHEM\5\METHODS\EP101308.M
Title : 8015Bmod, Glycols
Last Update : Mon Oct 13 17:29:36 2008
Response via : Multiple Level Calibration

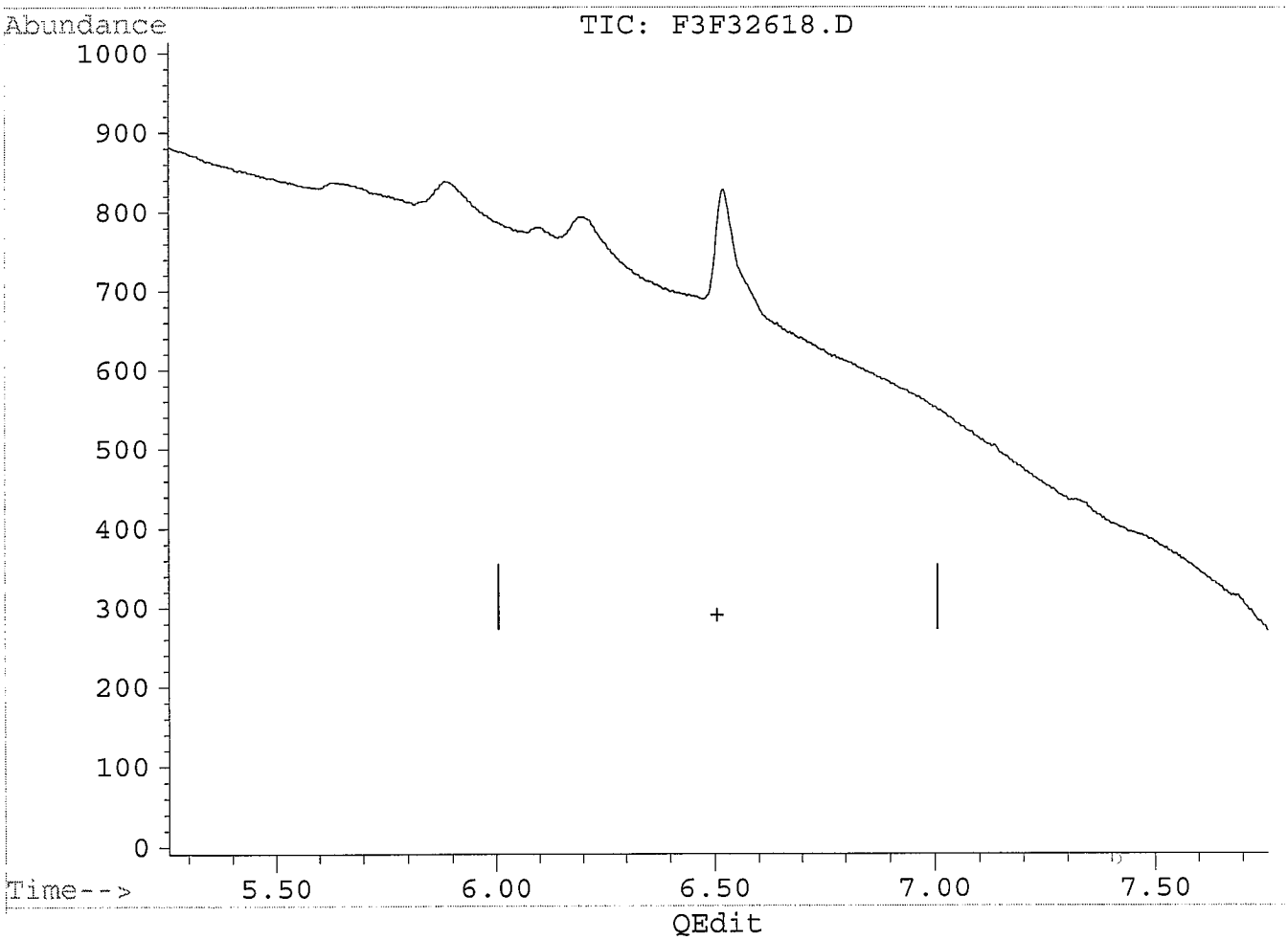

(1) Ethylene Glycol
6.51min 0.00µg/mL
response 0

Beaed

(+) = Expected Retention Time
F3F32618.D EP101308.M Tue Oct 14 08:34:25 2008

Quantitation Report

Data File : C:\HPCHEM\5\DATA\10132008\F3F32618.D
Acq On : 13 Oct 08 05:48 PM
Sample : 0810031-1
Misc :
Quant Time: Oct 14 8:34 19108

Vial: 11
Operator: edb
Inst : FUELS3
Multiplr: 1.00

Method : C:\HPCHEM\5\METHODS\EP101308.M
Title : 8015Bmod, Glycols
Last Update : Mon Oct 13 17:29:36 2008
Response via : Multiple Level Calibration

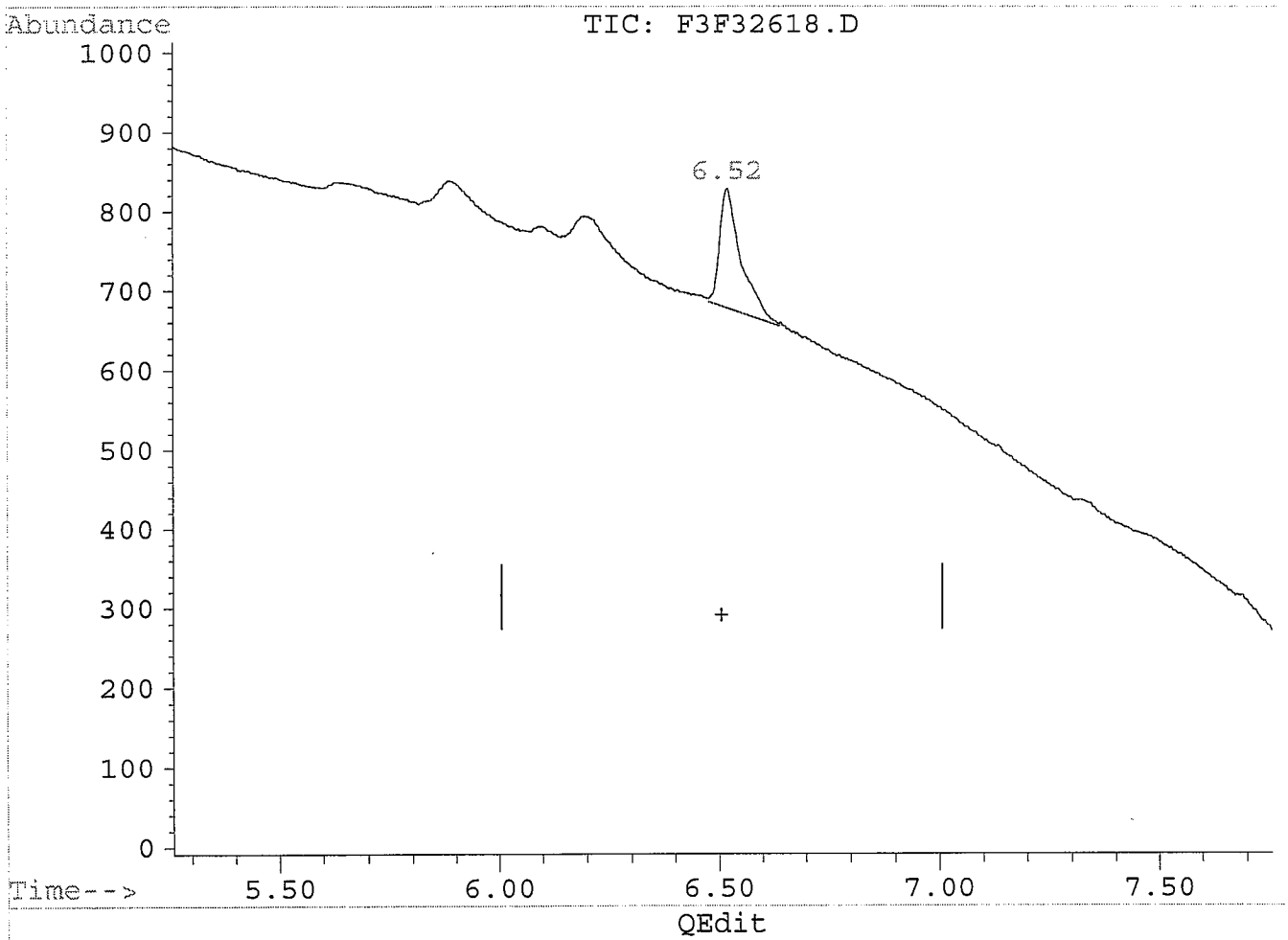

(1) Ethylene Glycol
6.52min 1.57µg/mL m
response 516

MANUAL RE-INTEGRATION

- [x] missed peak assignment
- [ ] assigned incorrect name to peak
- [ ] over-integrated peak's area
- [ ] under-integrated peak's area
- [ ] other _____

initials EB *date* 10/14/08

(+) = Expected Retention Time
F3F32618.D EP101308.M Tue Oct 14 08:34:35 2008

Quantitation Report

Data File : C:\HPCHEM\5\DATA\10132008\F3F32618.D
Acq On : 13 Oct 08 05:48 PM
Sample : 0810031-1
Misc :
Quant Time: Oct 14 8:34 19108

Vial: 11
Operator: edb
Inst : FUELS3
Multiplr: 1.00

Method : C:\HPCHEM\5\METHODS\EP101308.M
Title : 8015Bmod, Glycols
Last Update : Mon Oct 13 17:29:36 2008
Response via : Multiple Level Calibration

Volume Inj. : 0.5uL
Signal Phase : Stabilwax, 30m, 0.32mm, 1.0μm
Signal Info : FID

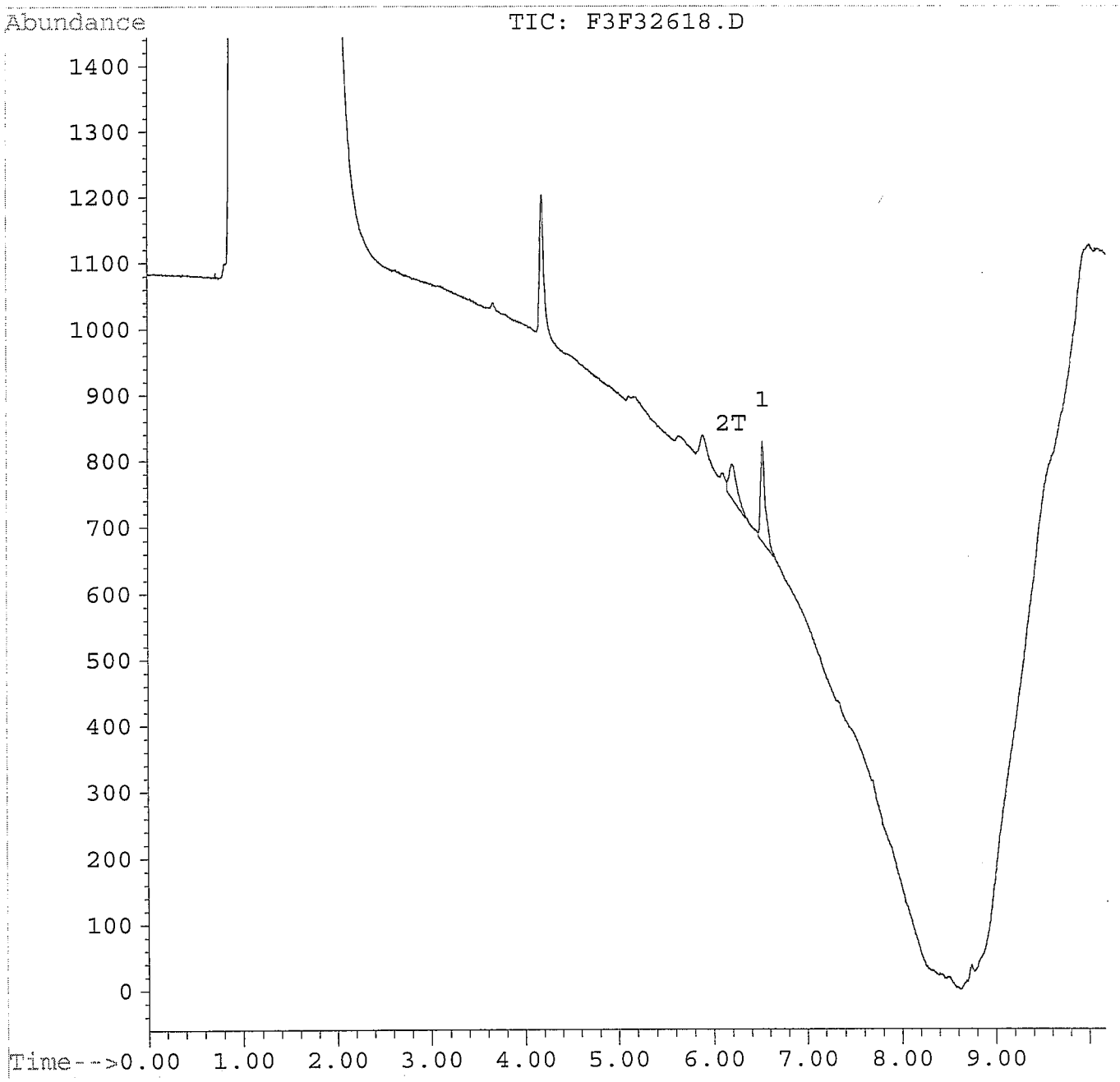

Quantitation Report

Data File : C:\HPCHEM\5\DATA\10132008\F3F32621.D
Acq On : 13 Oct 08 06:29 PM
Sample : 0810031-2
Misc :
Quant Time: Oct 14 8:39 19108

Vial: 14
Operator: edb
Inst : FUELS3
Multiplr: 1.00

Method : C:\HPCHEM\5\METHODS\EP101308.M
Title : 8015Bmod, Glycols
Last Update : Mon Oct 13 17:29:36 2008
Response via : Multiple Level Calibration

Volume Inj. : 0.5uL
Signal Phase : Stabilwax, 30m, 0.32mm, 1.0µm
Signal Info : FID

	Compound	R.T.	Response	Conc	Units
Target Compounds					
1)	Ethylene Glycol	6.52	342	1.04	µg/mLm BMDL
2) T	Propylene Glycol	6.17	175	0.40	µg/mlm BMDL

(f)=RT Delta > 1/2 Window (m)=manual int.

Quantitation Report

Data File : C:\HPCHEM\5\DATA\10132008\F3F32621.D
Acq On : 13 Oct 08 06:29 PM
Sample : 0810031-2
Misc :
Quant Time: Oct 14 8:38 19108

Vial: 14
Operator: edb
Inst : FUELS3
Multiplr: 1.00

Method : C:\HPCHEM\5\METHODS\EP101308.M
Title : 8015Bmod, Glycols
Last Update : Mon Oct 13 17:29:36 2008
Response via : Multiple Level Calibration

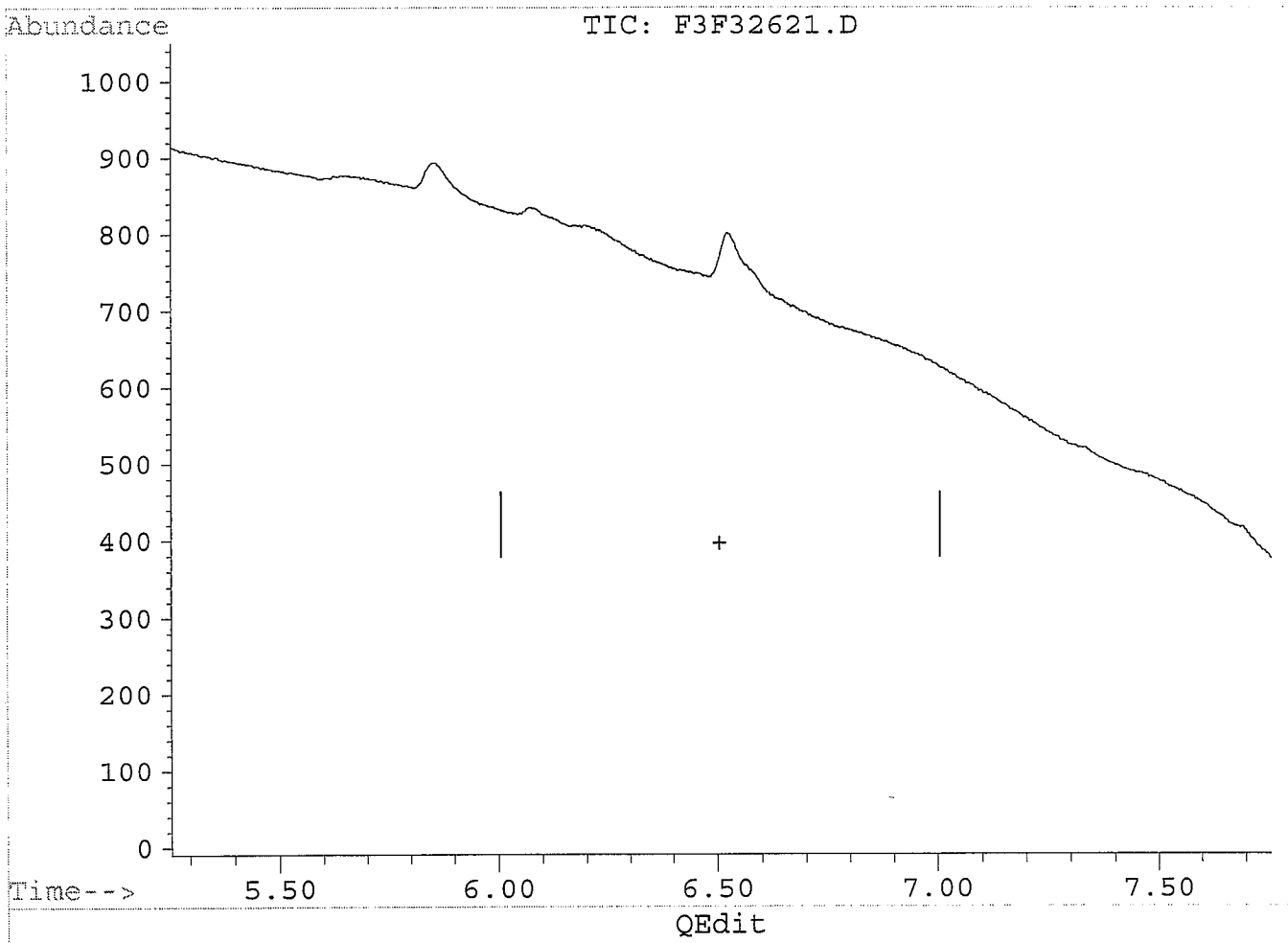

(1) Ethylene Glycol
6.51min 0.00µg/mL
response 0

BEFORE

(+) = Expected Retention Time
F3F32621.D EP101308.M Tue Oct 14 08:39:02 2008

Quantitation Report

Data File : C:\HPCHEM\5\DATA\10132008\F3F32621.D
Acq On : 13 Oct 08 06:29 PM
Sample : 0810031-2
Misc :
Quant Time: Oct 14 8:39 19108

Vial: 14
Operator: edb
Inst : FUELS3
Multiplr: 1.00

Method : C:\HPCHEM\5\METHODS\EP101308.M
Title : 8015Bmod, Glycols
Last Update : Mon Oct 13 17:29:36 2008
Response via : Multiple Level Calibration

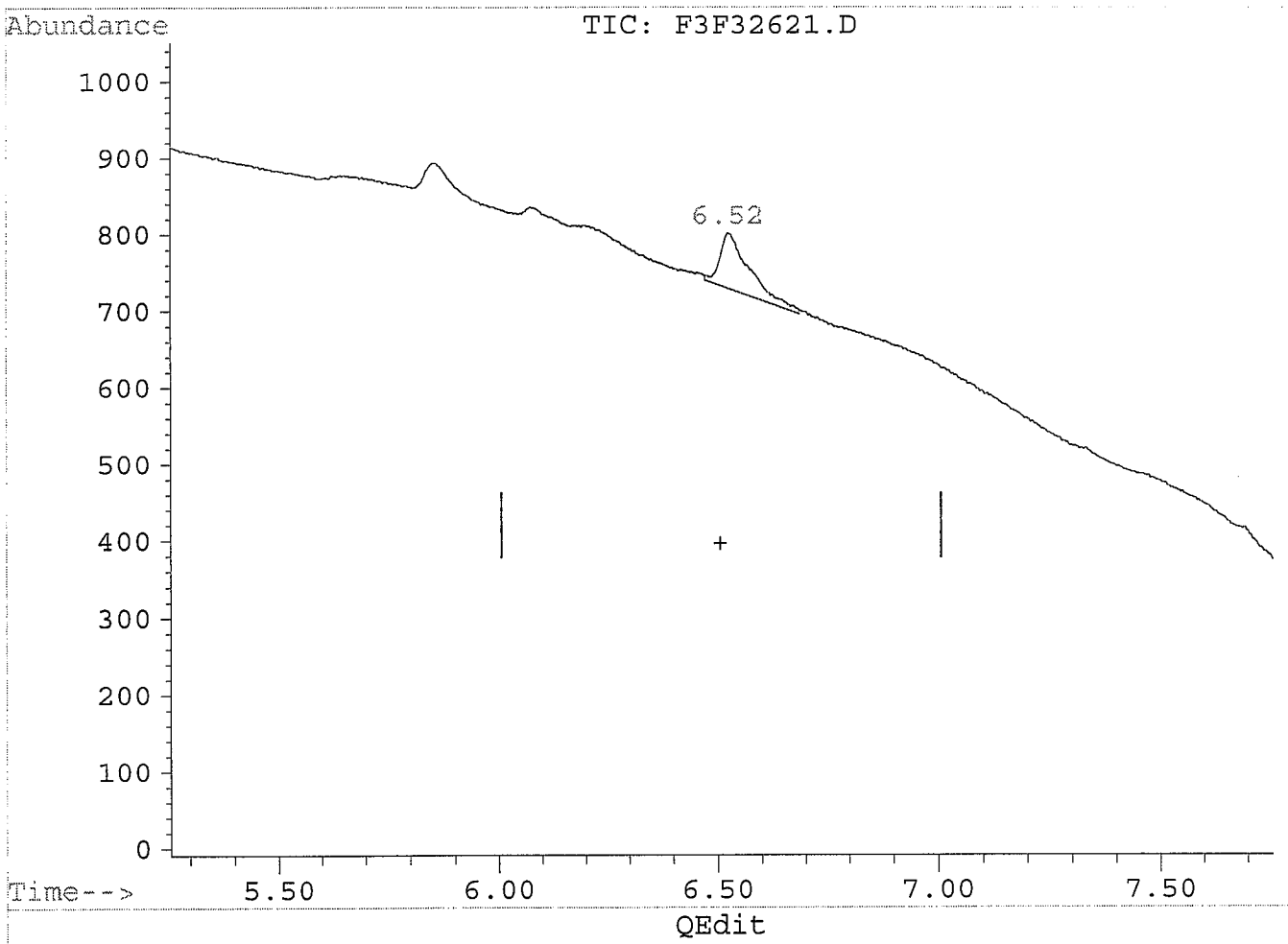

(1) Ethylene Glycol
6.52min 1.04µg/mL m
response 342

MANUAL RE-INTEGRATION

- [x] missed peak assignment
- [ ] assigned incorrect name to peak
- [ ] over-integrated peak's area
- [ ] under-integrated peak's area
- [ ] other _____

initials EB *date* 10/14/08

(+) = Expected Retention Time
F3F32621.D EP101308.M Tue Oct 14 08:39:10 2008

Quantitation Report

Data File : C:\HPCHEM\5\DATA\10132008\F3F32621.D
Acq On : 13 Oct 08 06:29 PM
Sample : 0810031-2
Misc :
Quant Time: Oct 14 8:39 19108

Vial: 14
Operator: edb
Inst : FUELS3
Multiplr: 1.00

Method : C:\HPCHEM\5\METHODS\EP101308.M
Title : 8015Bmod, Glycols
Last Update : Mon Oct 13 17:29:36 2008
Response via : Multiple Level Calibration

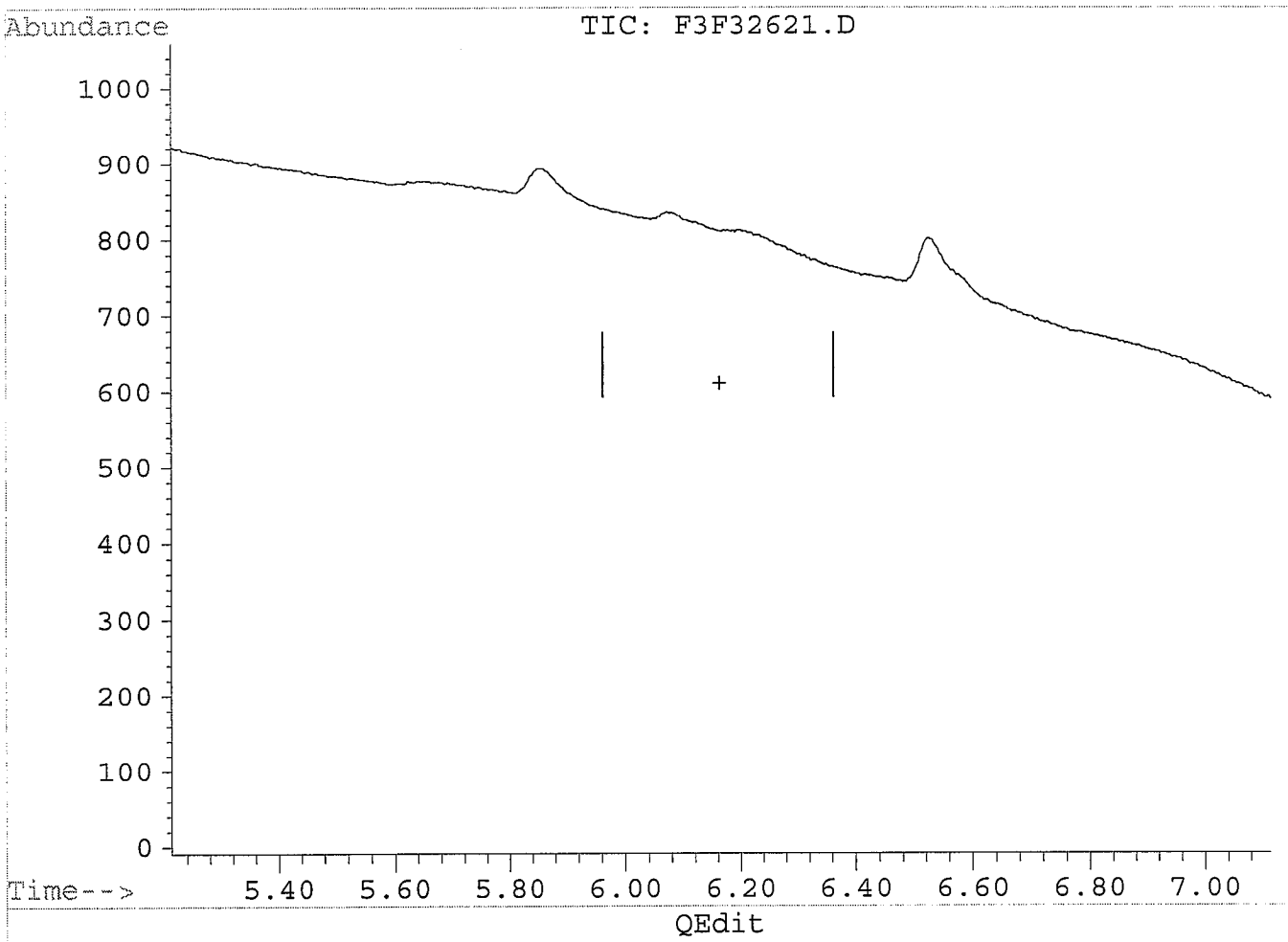

(2) Propylene Glycol (T)
6.16min 0.00µg/ml
response 0

BEFORE

(+) = Expected Retention Time
F3F32621.D EP101308.M Tue Oct 14 08:39:15 2008

Quantitation Report

Data File : C:\HPCHEM\5\DATA\10132008\F3F32621.D
Acq On : 13 Oct 08 06:29 PM
Sample : 0810031-2
Misc :
Quant Time: Oct 14 8:39 19108

Vial: 14
Operator: edb
Inst : FUELS3
Multiplr: 1.00

Method : C:\HPCHEM\5\METHODS\EP101308.M
Title : 8015Bmod, Glycols
Last Update : Mon Oct 13 17:29:36 2008
Response via : Multiple Level Calibration

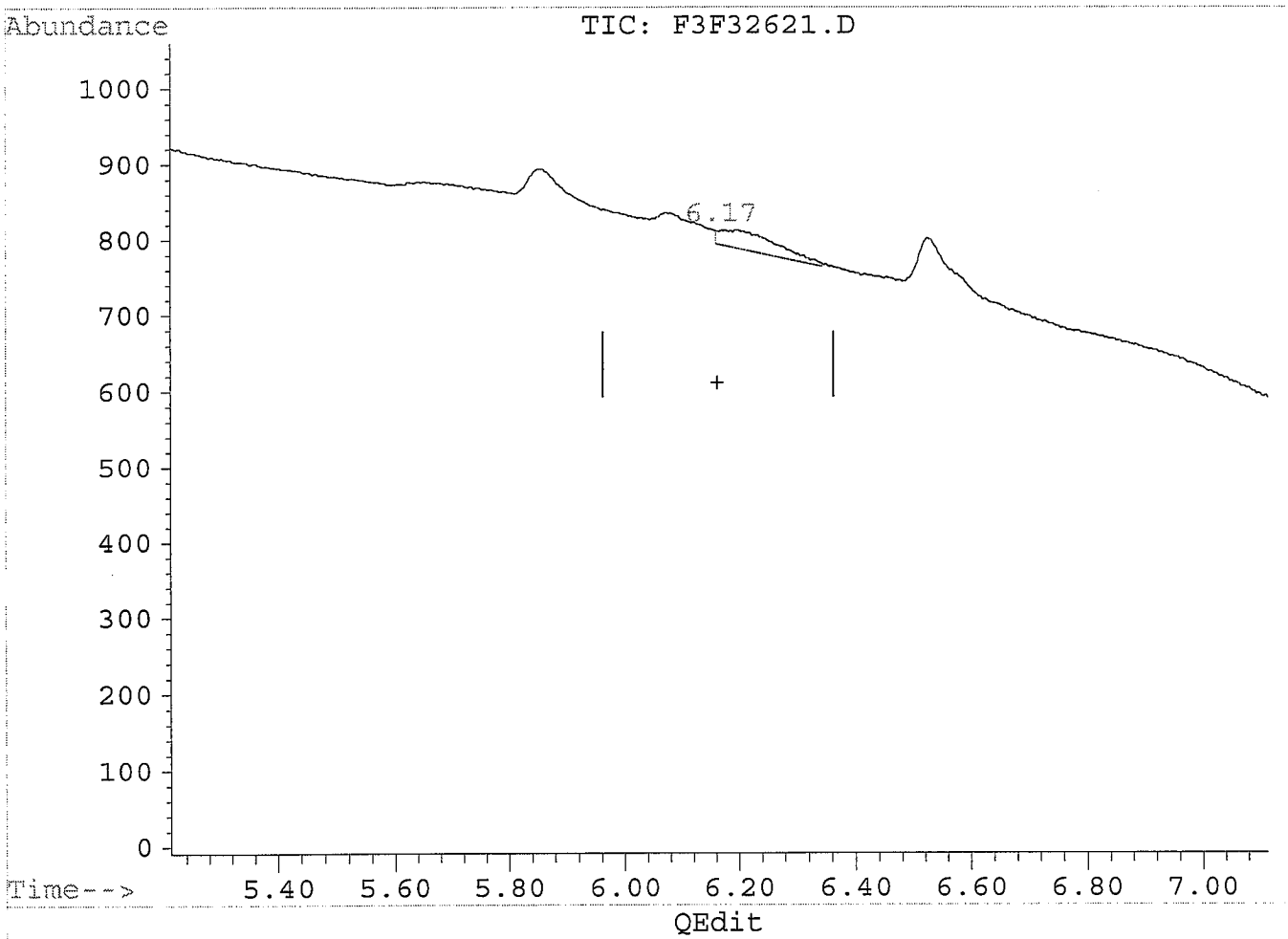

(2) Propylene Glycol (T)
6.17min 0.40µg/ml m
response 175

MANUAL RE-INTEGRATION

- [x] missed peak assignment
- [ ] assigned incorrect name to peak
- [ ] over-integrated peak's area
- [ ] under-integrated peak's area
- [ ] other _____

initials SB *date* 10/14/08

(+) = Expected Retention Time
F3F32621.D EP101308.M Tue Oct 14 08:39:26 2008

Quantitation Report

Data File : C:\HPCHEM\5\DATA\10132008\F3F32621.D
Acq On : 13 Oct 08 06:29 PM
Sample : 0810031-2
Misc :
Quant Time: Oct 14 8:39 19108

Vial: 14
Operator: edb
Inst : FUELS3
Multiplr: 1.00

Method : C:\HPCHEM\5\METHODS\EP101308.M
Title : 8015Bmod, Glycols
Last Update : Mon Oct 13 17:29:36 2008
Response via : Multiple Level Calibration

Volume Inj. : 0.5uL
Signal Phase : Stabilwax, 30m, 0.32mm, 1.0μm
Signal Info : FID

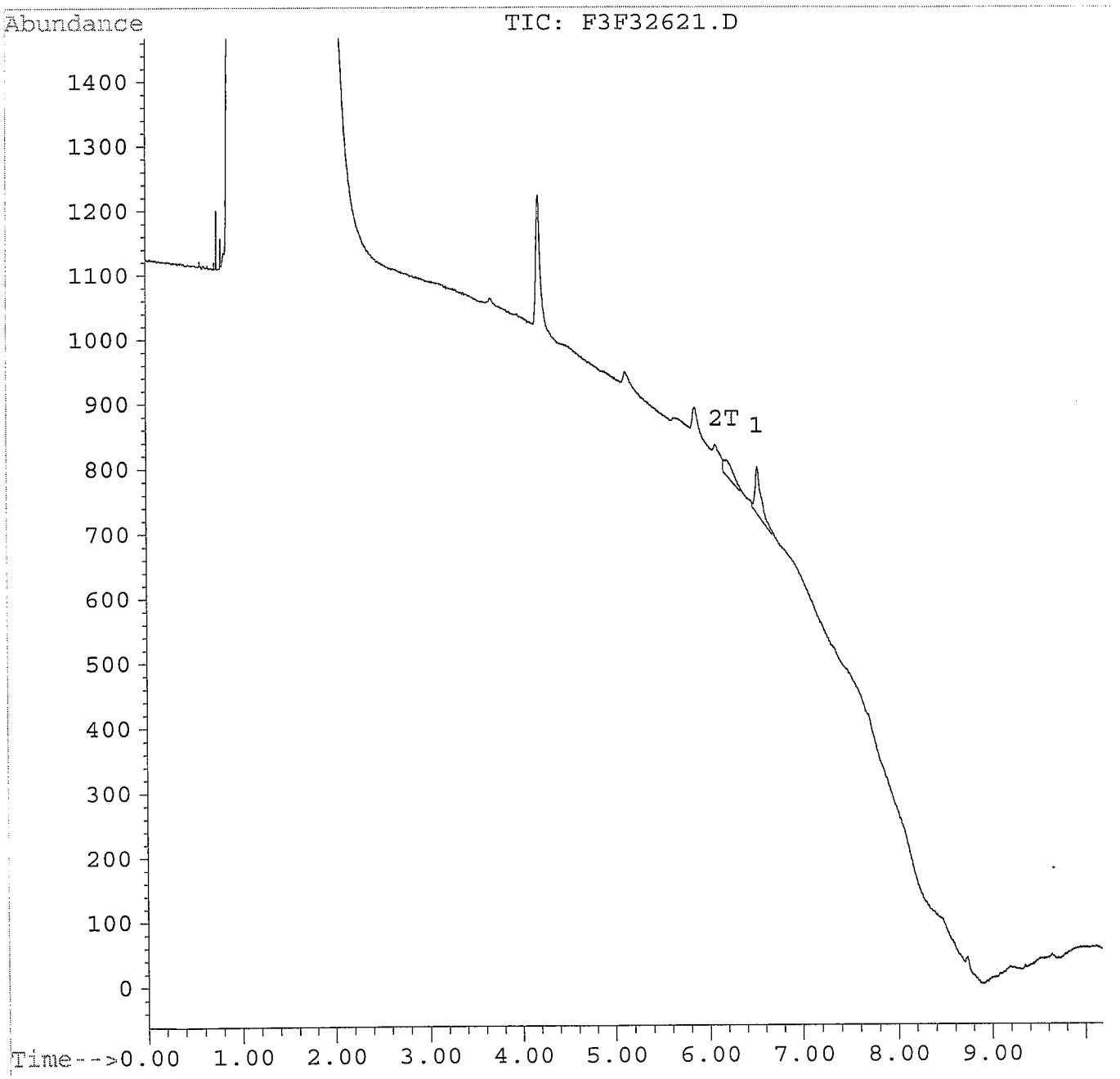

Raw Data Quality Control Samples

Quantitation Report

Data File : C:\HPCHEM\5\DATA\10132008\F3F32616.D Vial: 9
Acq On : 13 Oct 08 05:22 PM Operator: edb
Sample : EX081008-3LCS Inst : FUELS3
Misc : Multiplr: 1.00
Quant Time: Oct 14 8:30 19108

Method : C:\HPCHEM\5\METHODS\EP101308.M
Title : 8015Bmod, Glycols
Last Update : Mon Oct 13 17:29:36 2008
Response via : Multiple Level Calibration

Volume Inj. : 0.5uL
Signal Phase : Stabilwax, 30m, 0.32mm, 1.0µm
Signal Info : FID

Compound	R.T.	Response	Conc Units
Target Compounds			
1) Ethylene Glycol	6.50	15556	47.32 µg/mLm 95%
2) T Propylene Glycol	6.17	21337	48.77 µg/ml 98%

(f)=RT Delta > 1/2 Window (m)=manual int.

Quantitation Report

Data File : C:\HPCHEM\5\DATA\10132008\F3F32616.D
Acq On : 13 Oct 08 05:22 PM
Sample : EX081008-3LCS
Misc :
Quant Time: Oct 14 8:29 19108

Vial: 9
Operator: edb
Inst : FUELS3
Multiplr: 1.00

Method : C:\HPCHEM\5\METHODS\EP101308.M
Title : 8015Bmod, Glycols
Last Update : Mon Oct 13 17:29:36 2008
Response via : Multiple Level Calibration

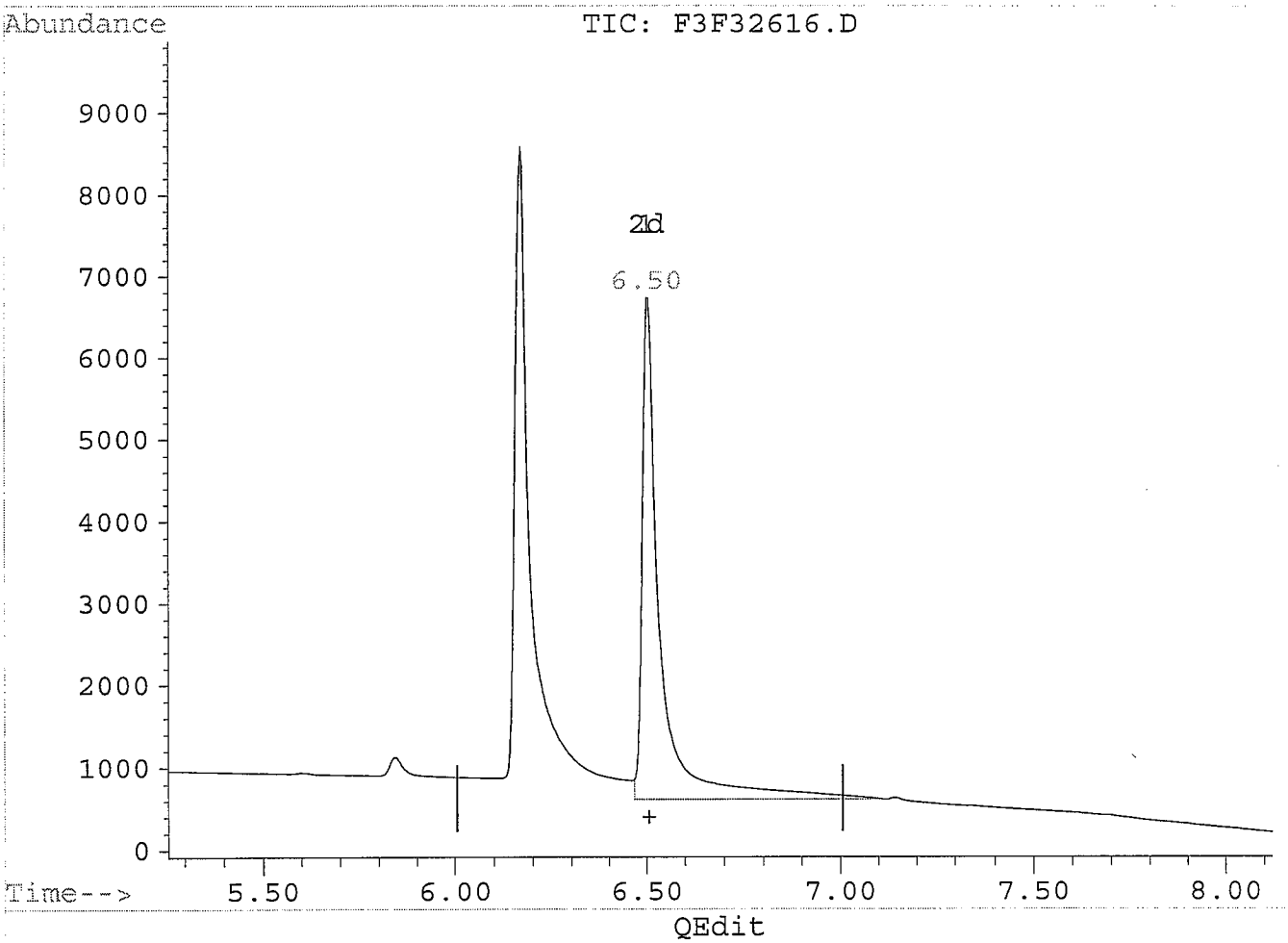

(1) Ethylene Glycol
6.50min 60.56µg/mL
response 19907

BEFORE

(+) = Expected Retention Time
F3F32616.D EP101308.M Tue Oct 14 08:29:56 2008

Quantitation Report

Data File : C:\HPCHEM\5\DATA\10132008\F3F32616.D
Acq On : 13 Oct 08 05:22 PM
Sample : EX081008-3LCS
Misc :
Quant Time: Oct 14 8:30 19108

Vial: 9
Operator: edb
Inst : FUELS3
Multiplr: 1.00

Method : C:\HPCHEM\5\METHODS\EP101308.M
Title : 8015Bmod, Glycols
Last Update : Mon Oct 13 17:29:36 2008
Response via : Multiple Level Calibration

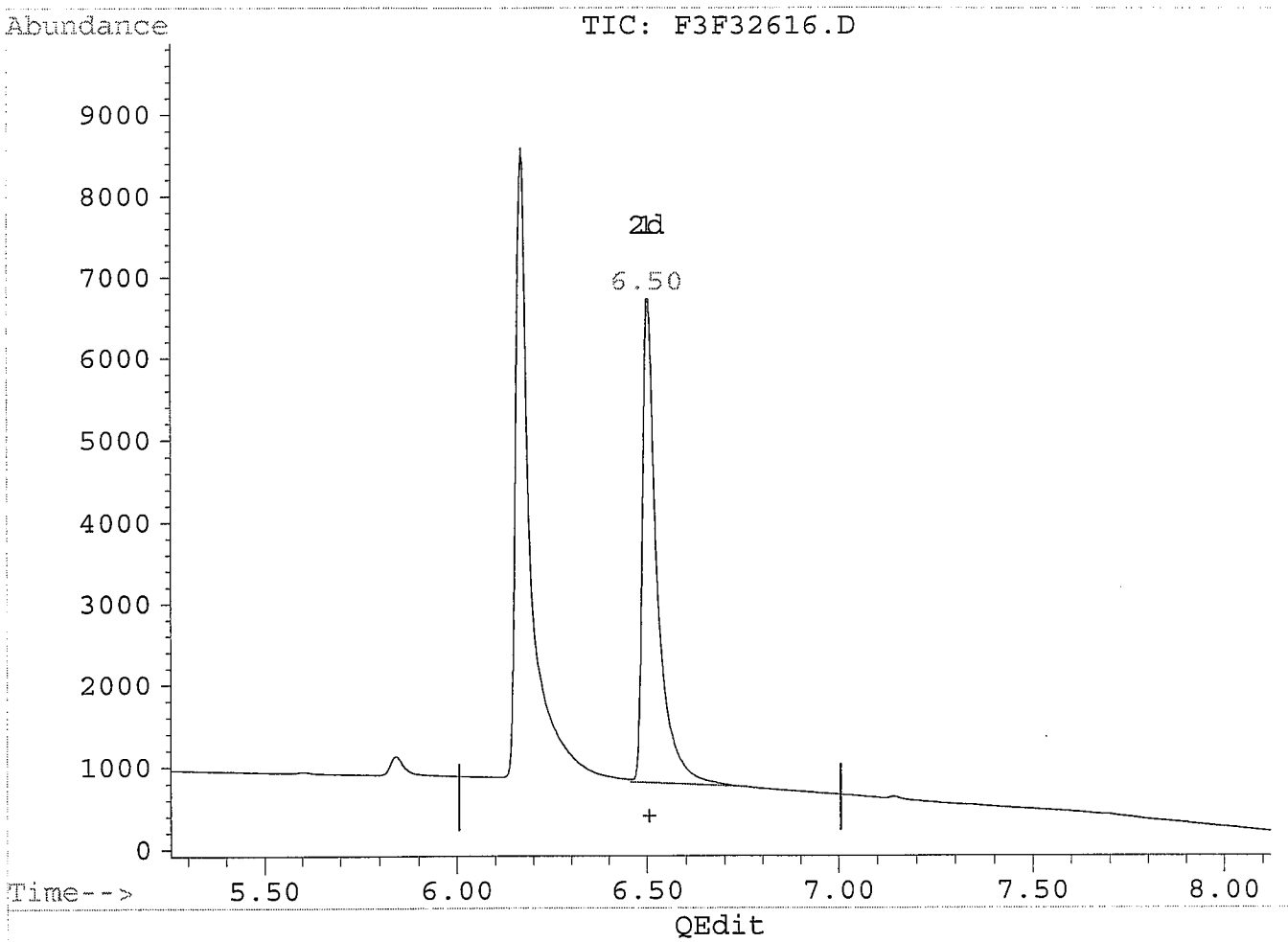

(1) Ethylene Glycol
6.50min 47.32µg/mL m
response 15556

MANUAL RE-INTEGRATION

- ☐ missed peak assignment
- ☐ assigned incorrect name to peak
- ☑ over-integrated peak's area
- ☐ under-integrated peak's area
- ☐ other _____

initials EB *date* 10/14/08

(+) = Expected Retention Time
F3F32616.D EP101308.M Tue Oct 14 08:30:13 2008

Quantitation Report

Data File : C:\HPCHEM\5\DATA\10132008\F3F32616.D
Acq On : 13 Oct 08 05:22 PM
Sample : EX081008-3LCS
Misc :
Quant Time: Oct 14 8:30 19108

Vial: 9
Operator: edb
Inst : FUELS3
Multiplr: 1.00

Method : C:\HPCHEM\5\METHODS\EP101308.M
Title : 8015Bmod, Glycols
Last Update : Mon Oct 13 17:29:36 2008
Response via : Multiple Level Calibration

Volume Inj. : 0.5uL
Signal Phase : Stabilwax, 30m, 0.32mm, 1.0μm
Signal Info : FID

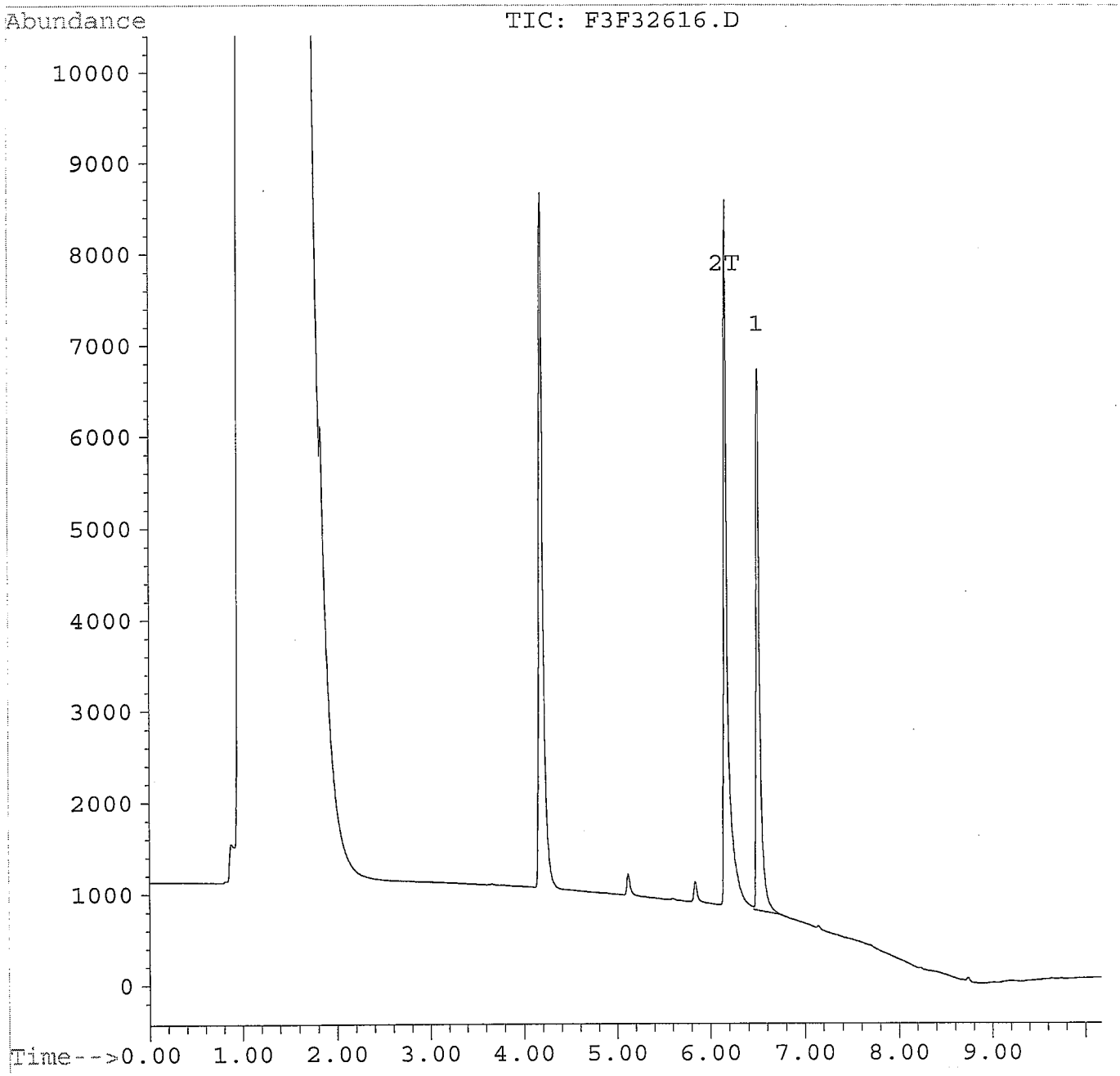

Quantitation Report

Data File : C:\HPCHEM\5\DATA\10132008\F3F32617.D
Acq On : 13 Oct 08 05:35 PM
Sample : EX081008-3LCSD
Misc :
Quant Time: Oct 14 8:33 19108

Vial: 10
Operator: edb
Inst : FUELS3
Multiplr: 1.00

Method : C:\HPCHEM\5\METHODS\EP101308.M
Title : 8015Bmod, Glycols
Last Update : Mon Oct 13 17:29:36 2008
Response via : Multiple Level Calibration

Volume Inj. : 0.5uL
Signal Phase : Stabilwax, 30m, 0.32mm, 1.0µm
Signal Info : FID

Compound	R.T.	Response	Conc Units
Target Compounds			
1) Ethylene Glycol	6.50	15771	47.98 µg/mLm 96%
2) T Propylene Glycol	6.17	21391	48.89 µg/mlm 98%

(f)=RT Delta > 1/2 Window (m)=manual int.

Quantitation Report

Data File : C:\HPCHEM\5\DATA\10132008\F3F32617.D
Acq On : 13 Oct 08 05:35 PM
Sample : EX081008-3LCSD
Misc :
Quant Time: Oct 14 8:33 19108

Vial: 10
Operator: edb
Inst : FUELS3
Multiplr: 1.00

Method : C:\HPCHEM\5\METHODS\EP101308.M
Title : 8015Bmod, Glycols
Last Update : Mon Oct 13 17:29:36 2008
Response via : Multiple Level Calibration

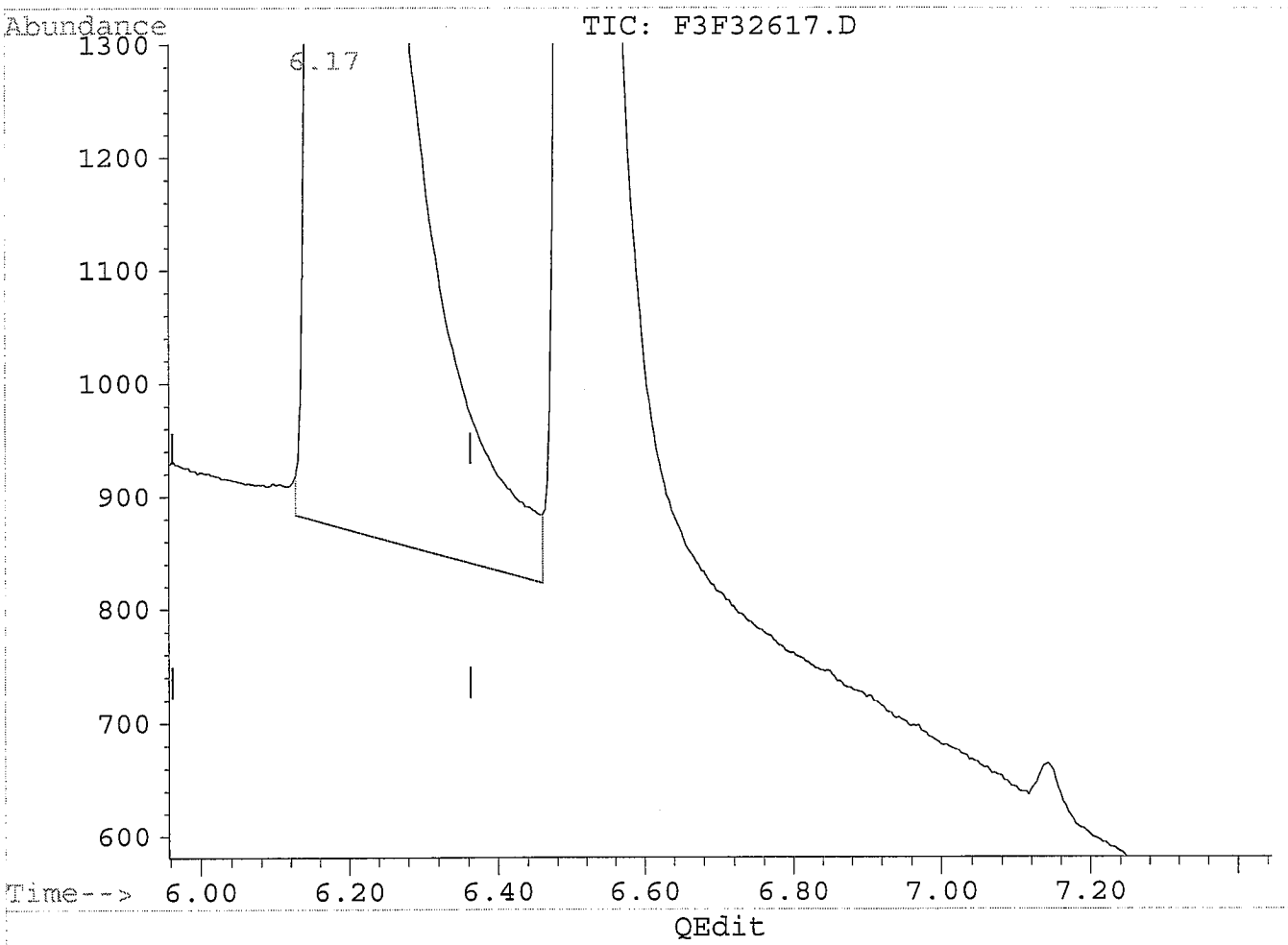

(2) Propylene Glycol (T)
6.17min 49.84µg/ml
response 21805

Before

(+) = Expected Retention Time
F3F32617.D EP101308.M Tue Oct 14 08:33:24 2008

Quantitation Report

Data File : C:\HPCHEM\5\DATA\10132008\F3F32617.D
Acq On : 13 Oct 08 05:35 PM
Sample : EX081008-3LCSD
Misc :
Quant Time: Oct 14 8:33 19108

Vial: 10
Operator: edb
Inst : FUELS3
Multiplr: 1.00

Method : C:\HPCHEM\5\METHODS\EP101308.M
Title : 8015Bmod, Glycols
Last Update : Mon Oct 13 17:29:36 2008
Response via : Multiple Level Calibration

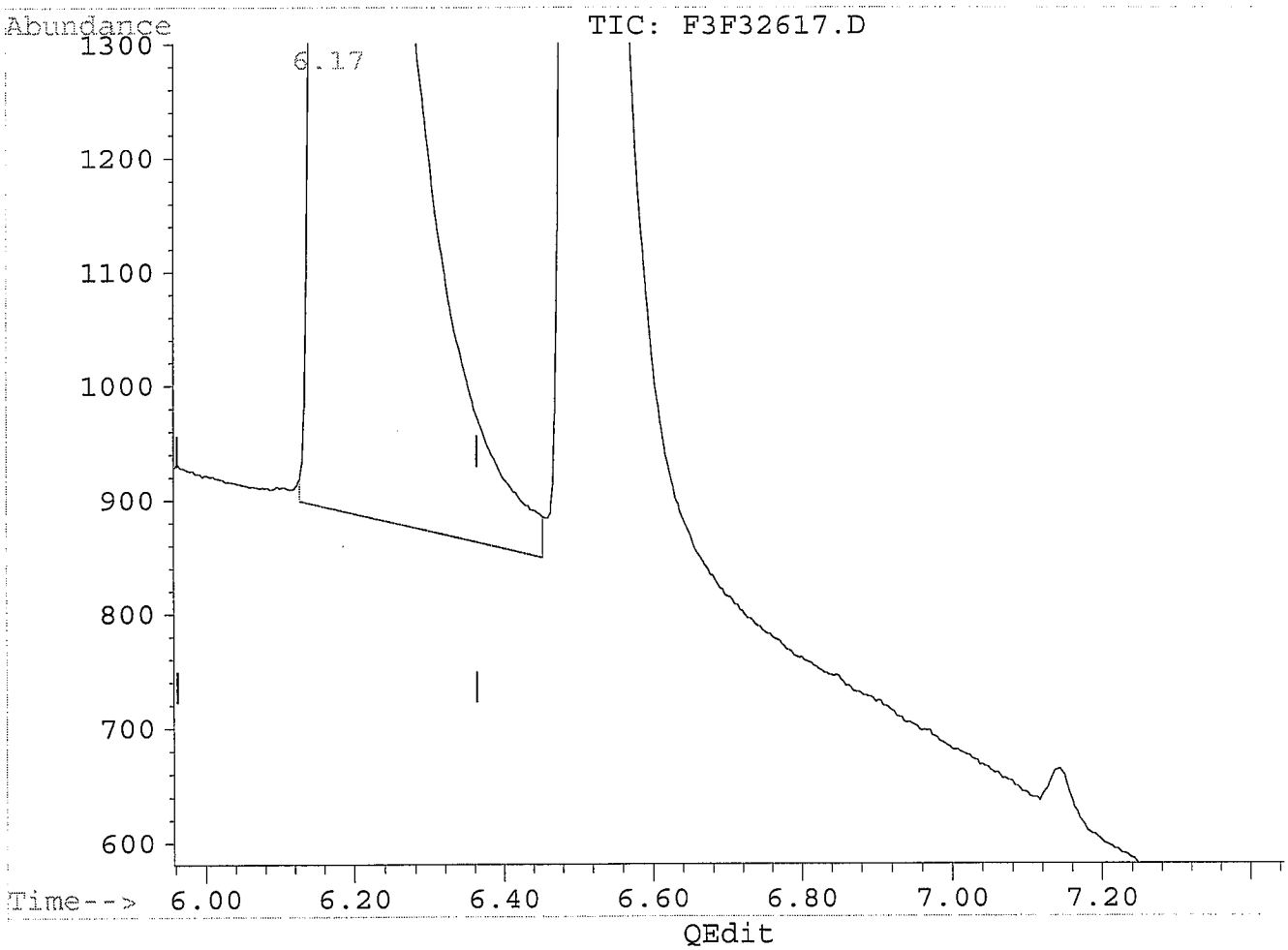

(2) Propylene Glycol (T)
6.17min 48.89µg/ml m
response 21391

MANUAL RE-INTEGRATION

- ☐ missed peak assignment
- ☐ assigned incorrect name to peak
- ☑ over-integrated peak's area
- ☐ under-integrated peak's area
- ☐ other _____

initials EB *date* 10/14/08

(+) = Expected Retention Time
F3F32617.D EP101308.M Tue Oct 14 08:33:34 2008

Quantitation Report

Data File : C:\HPCHEM\5\DATA\10132008\F3F32617.D
Acq On : 13 Oct 08 05:35 PM
Sample : EX081008-3LCSD
Misc :
Quant Time: Oct 14 8:30 19108

Vial: 10
Operator: edb
Inst : FUELS3
Multiplr: 1.00

Method : C:\HPCHEM\5\METHODS\EP101308.M
Title : 8015Bmod, Glycols
Last Update : Mon Oct 13 17:29:36 2008
Response via : Multiple Level Calibration

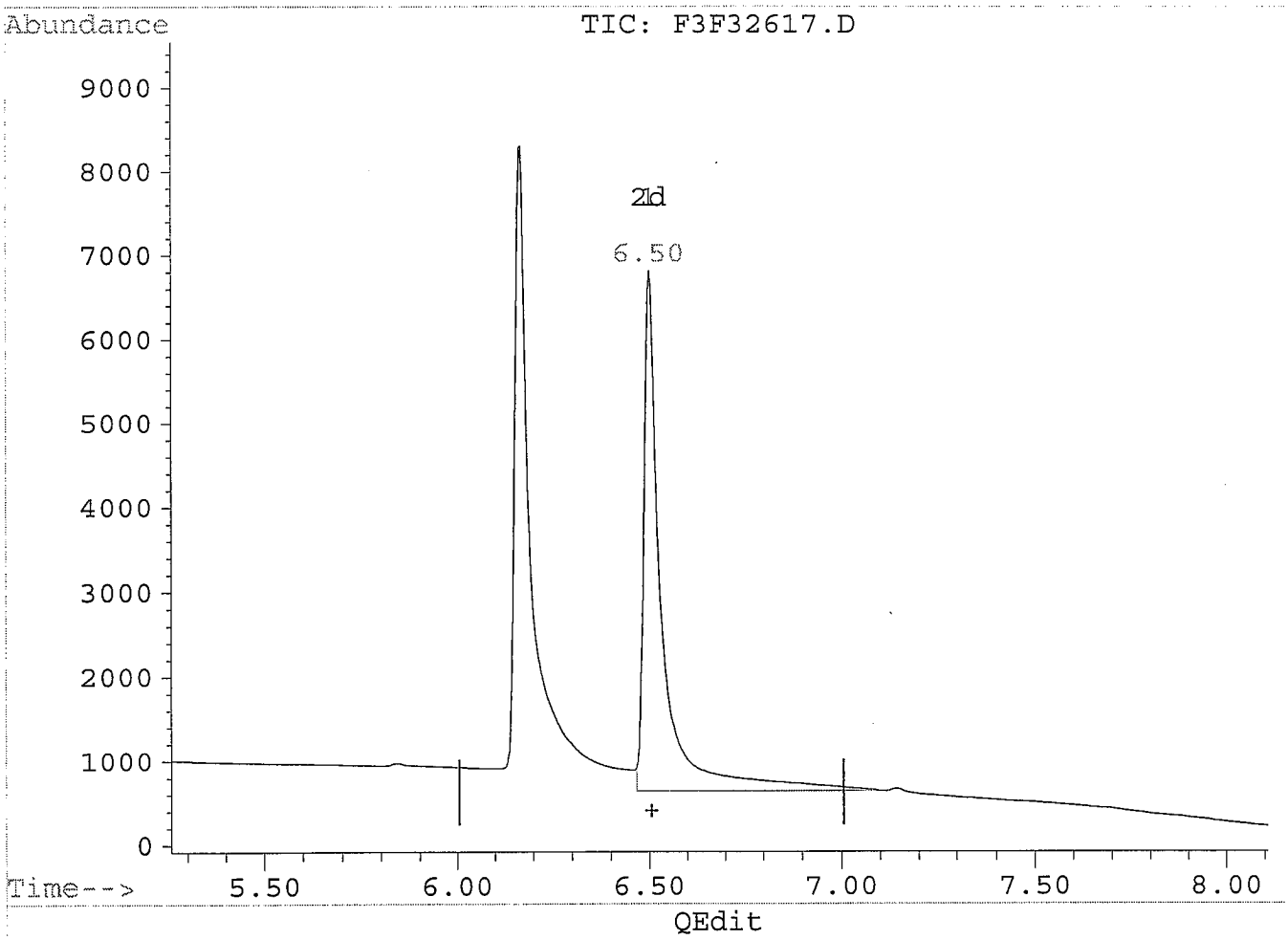

(1) Ethylene Glycol
6.50min 61.86µg/mL
response 20333

BEFORE

(+) = Expected Retention Time
F3F32617.D EP101308.M Tue Oct 14 08:31:11 2008

Quantitation Report

Data File : C:\HPCHEM\5\DATA\10132008\F3F32617.D
Acq On : 13 Oct 08 05:35 PM
Sample : EX081008-3LCSD
Misc :
Quant Time: Oct 14 8:33 19108

Vial: 10
Operator: edb
Inst : FUELS3
Multiplr: 1.00

Method : C:\HPCHEM\5\METHODS\EP101308.M
Title : 8015Bmod, Glycols
Last Update : Mon Oct 13 17:29:36 2008
Response via : Multiple Level Calibration

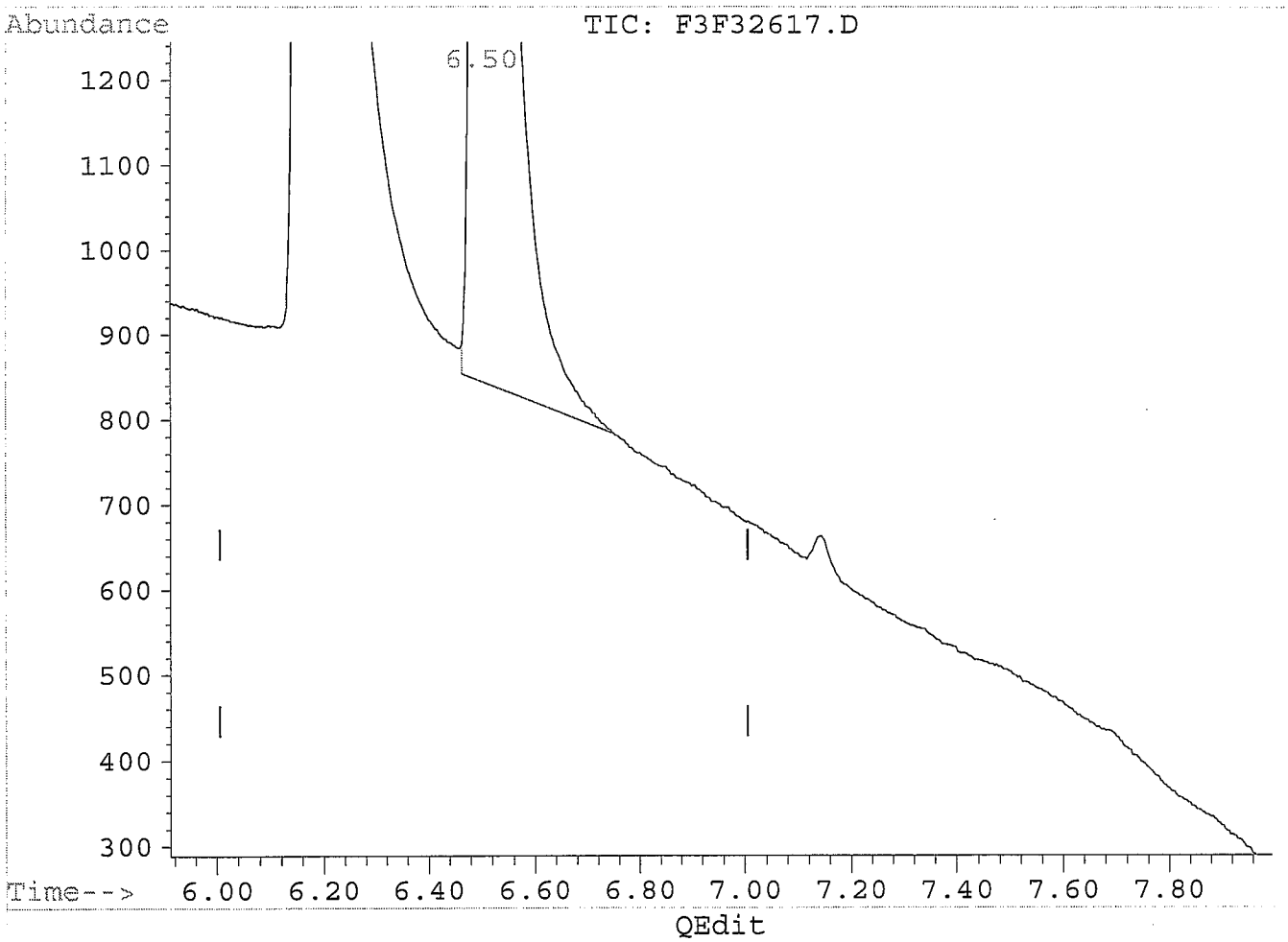

(1) Ethylene Glycol
6.50min 47.98µg/mL m
response 15771

MANUAL RE-INTEGRATION

- ☐ missed peak assignment
- ☐ assigned incorrect name to peak
- ☑ over-integrated peak's area
- ☐ under-integrated peak's area
- ☐ other _____

initials SB *date* 10/14/08

(+) = Expected Retention Time
F3F32617.D EP101308.M Tue Oct 14 08:33:18 2008

Quantitation Report

Data File : C:\HPCHEM\5\DATA\10132008\F3F32617.D
Acq On : 13 Oct 08 05:35 PM
Sample : EX081008-3LCSD
Misc :
Quant Time: Oct 14 8:33 19108

Vial: 10
Operator: edb
Inst : FUELS3
Multiplr: 1.00

Method : C:\HPCHEM\5\METHODS\EP101308.M
Title : 8015Bmod, Glycols
Last Update : Mon Oct 13 17:29:36 2008
Response via : Multiple Level Calibration

Volume Inj. : 0.5uL
Signal Phase : Stabilwax, 30m, 0.32mm, 1.0μm
Signal Info : FID

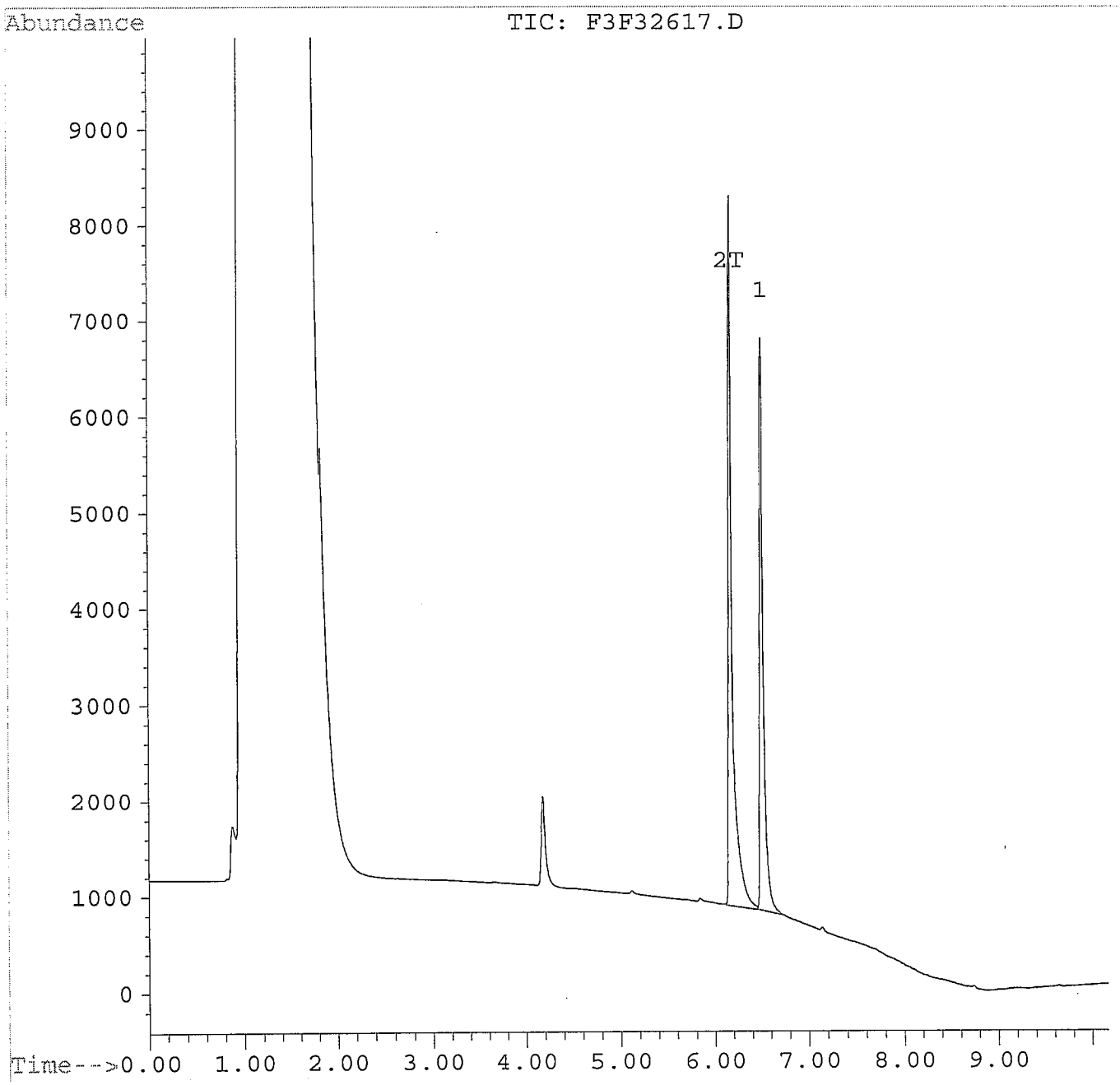

Quantitation Report

Data File : C:\HPCHEM\5\DATA\10132008\F3F32619.D Vial: 12
Acq On : 13 Oct 08 06:02 PM Operator: edb
Sample : 0810031-1MS Inst : FUELS3
Misc : Multiplr: 1.00
Quant Time: Oct 14 8:36 19108

Method : C:\HPCHEM\5\METHODS\EP101308.M
Title : 8015Bmod, Glycols
Last Update : Mon Oct 13 17:29:36 2008
Response via : Multiple Level Calibration

Volume Inj. : 0.5uL
Signal Phase : Stabilwax, 30m, 0.32mm, 1.0µm
Signal Info : FID

	Compound	R.T.	Response	Conc Units
Target Compounds				
1)	Ethylene Glycol	6.50	15175	46.17 µg/mLm 99%
2) T	Propylene Glycol	6.17	20358	46.53 µg/mlm 93%

(f)=RT Delta > 1/2 Window (m)=manual int.

Quantitation Report

Data File : C:\HPCHEM\5\DATA\10132008\F3F32619.D
Acq On : 13 Oct 08 06:02 PM
Sample : 0810031-1MS
Misc :
Quant Time: Oct 14 8:36 19108

Vial: 12
Operator: edb
Inst : FUELS3
Multiplr: 1.00

Method : C:\HPCHEM\5\METHODS\EP101308.M
Title : 8015Bmod, Glycols
Last Update : Mon Oct 13 17:29:36 2008
Response via : Multiple Level Calibration

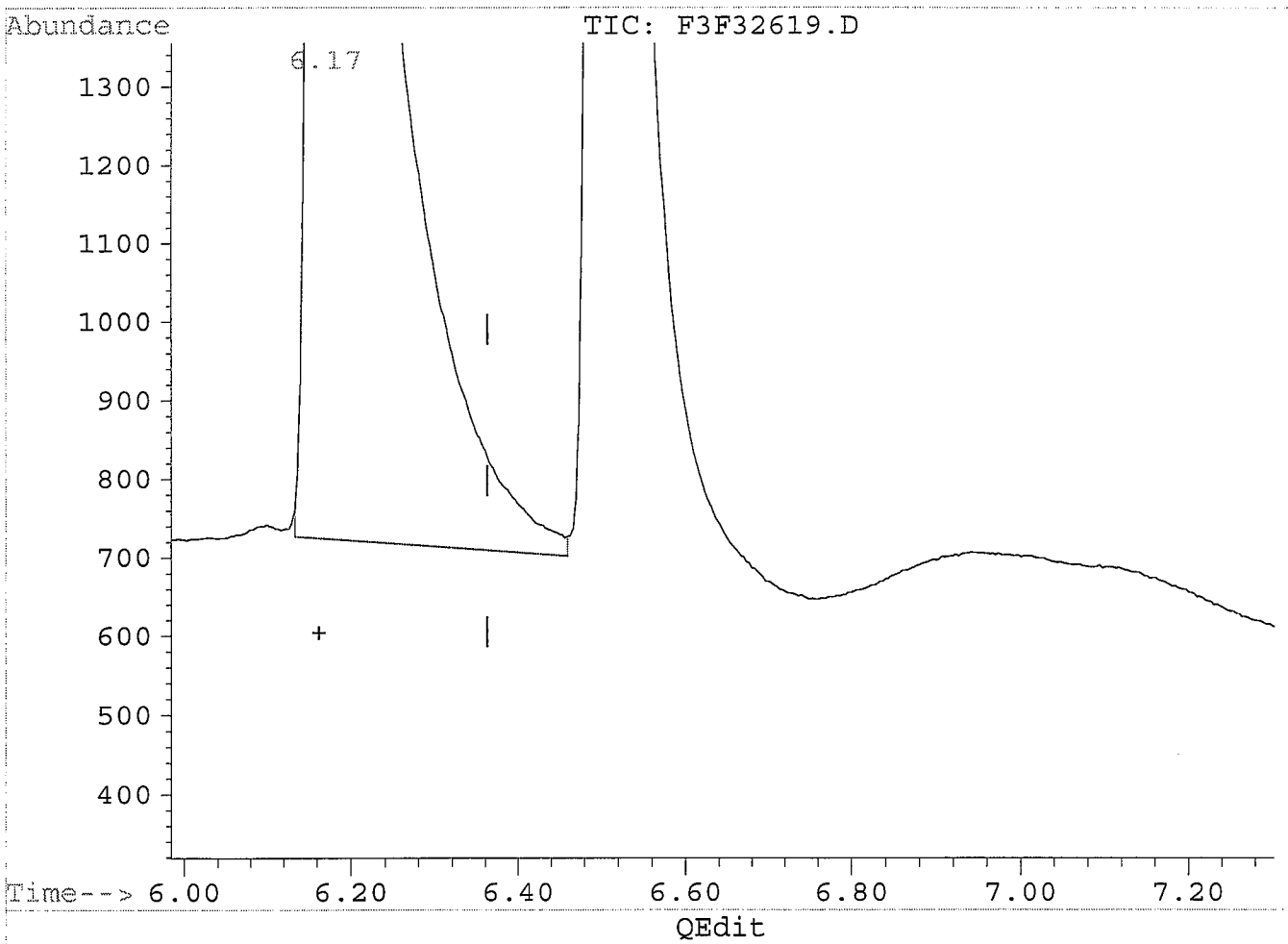

(2) Propylene Glycol (T)
6.17min 46.22µg/ml
response 20219

Before

(+) = Expected Retention Time
F3F32619.D EP101308.M Tue Oct 14 08:36:20 2008

Quantitation Report

Data File : C:\HPCHEM\5\DATA\10132008\F3F32619.D
Acq On : 13 Oct 08 06:02 PM
Sample : 0810031-1MS
Misc :
Quant Time: Oct 14 8:36 19108

Vial: 12
Operator: edb
Inst : FUELS3
Multiplr: 1.00

Method : C:\HPCHEM\5\METHODS\EP101308.M
Title : 8015Bmod, Glycols
Last Update : Mon Oct 13 17:29:36 2008
Response via : Multiple Level Calibration

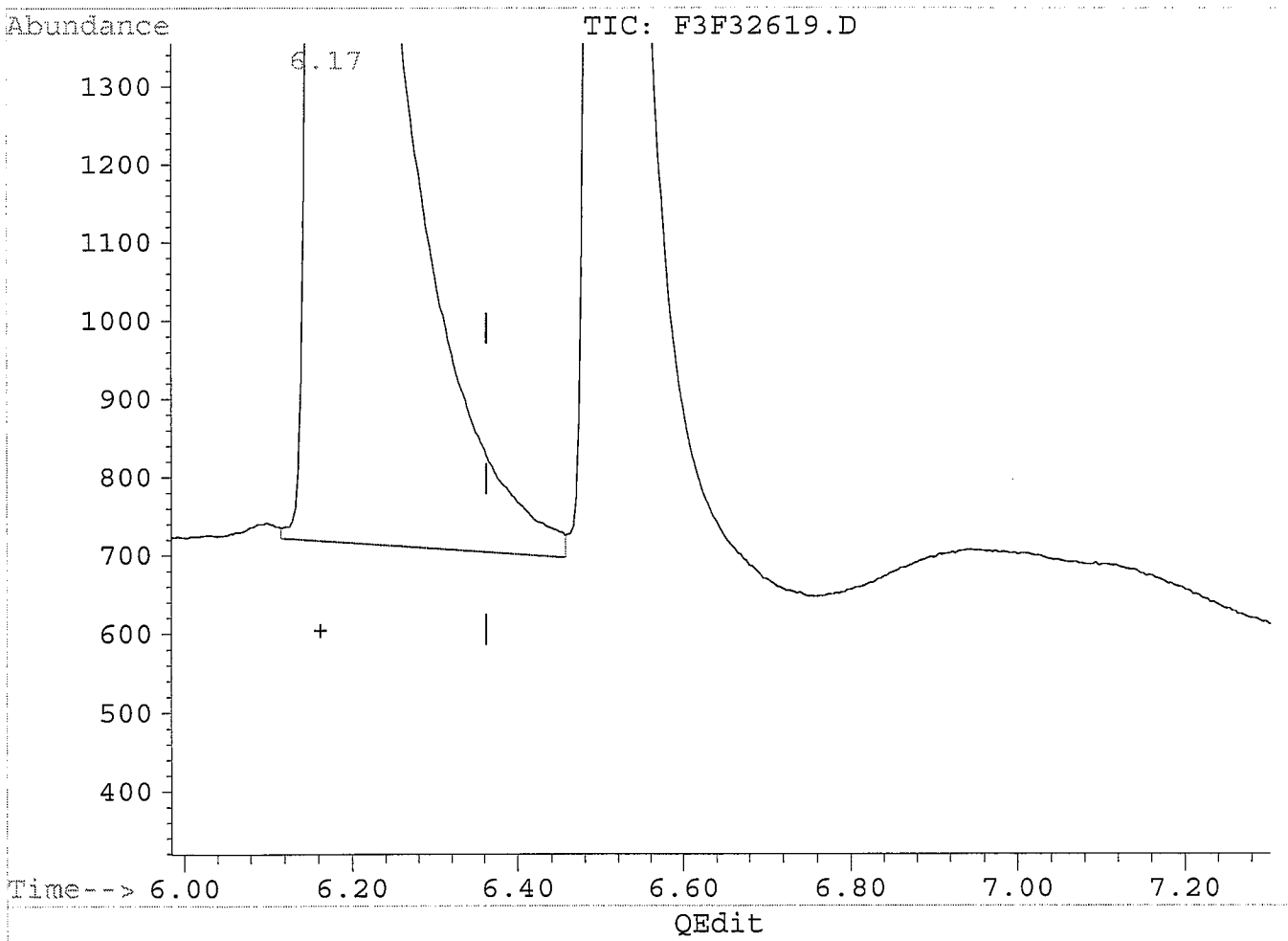

(2) Propylene Glycol (T)
6.17min 46.53µg/ml m
response 20358

MANUAL RE-INTEGRATION

- ☐ missed peak assignment
- ☐ assigned incorrect name to peak
- ☐ over-integrated peak's area
- ☑ under-integrated peak's area
- ☐ other _____

initials EB *date* 10/14/08

(+) = Expected Retention Time
F3F32619.D EP101308.M Tue Oct 14 08:36:31 2008

Quantitation Report

Data File : C:\HPCHEM\5\DATA\10132008\F3F32619.D
Acq On : 13 Oct 08 06:02 PM
Sample : 0810031-1MS
Misc :
Quant Time: Oct 14 8:35 19108

Vial: 12
Operator: edb
Inst : FUELS3
Multiplr: 1.00

Method : C:\HPCHEM\5\METHODS\EP101308.M
Title : 8015Bmod, Glycols
Last Update : Mon Oct 13 17:29:36 2008
Response via : Multiple Level Calibration

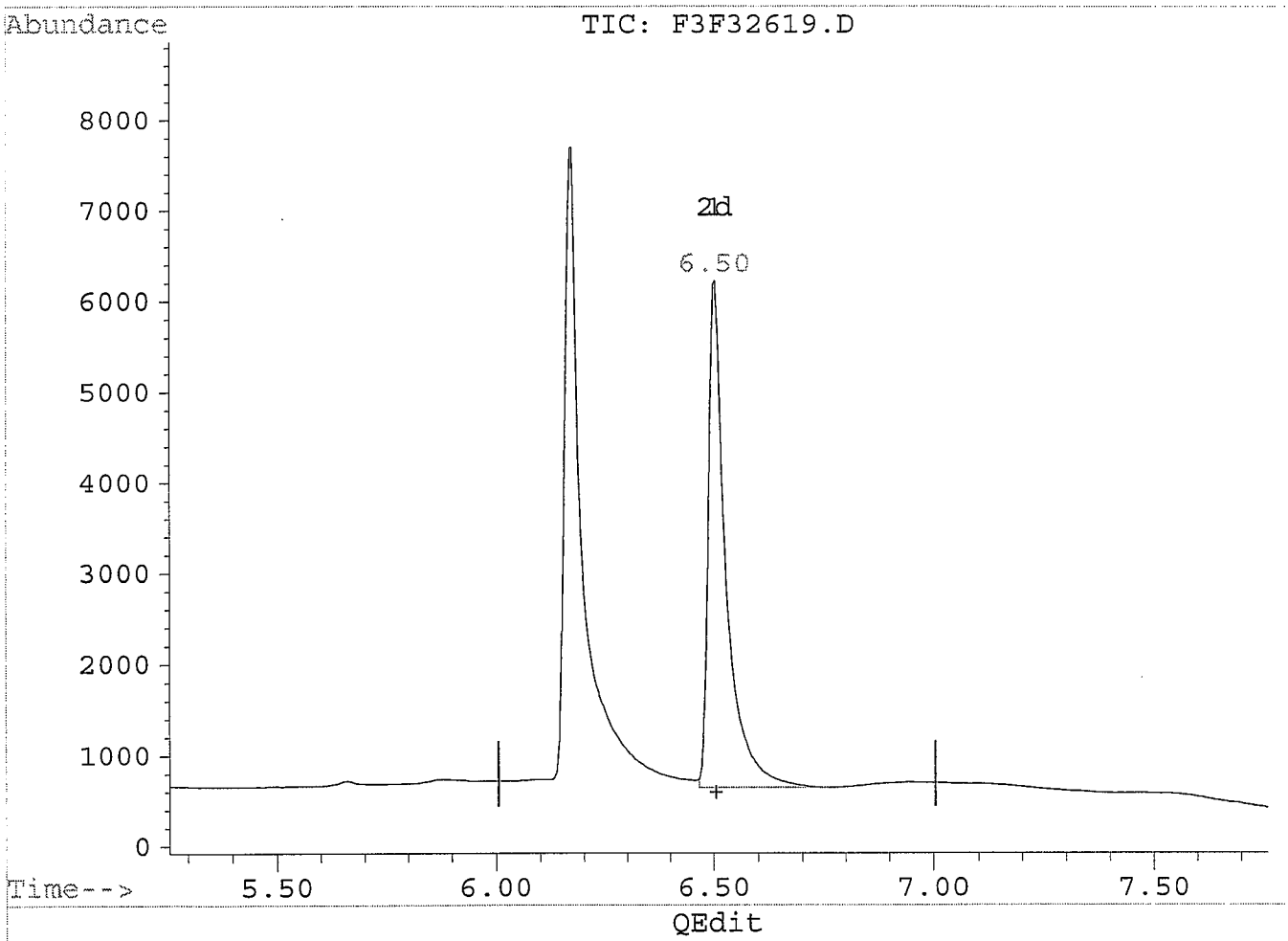

(1) Ethylene Glycol
6.50min 47.49µg/mL
response 15610

BEFORE

(+) = Expected Retention Time
F3F32619.D EP101308.M Tue Oct 14 08:36:01 2008

Quantitation Report

Data File : C:\HPCHEM\5\DATA\10132008\F3F32619.D Vial: 12
Acq On : 13 Oct 08 06:02 PM Operator: edb
Sample : 0810031-1MS Inst : FUELS3
Misc : Multiplr: 1.00
Quant Time: Oct 14 8:36 19108

Method : C:\HPCHEM\5\METHODS\EP101308.M
Title : 8015Bmod, Glycols
Last Update : Mon Oct 13 17:29:36 2008
Response via : Multiple Level Calibration

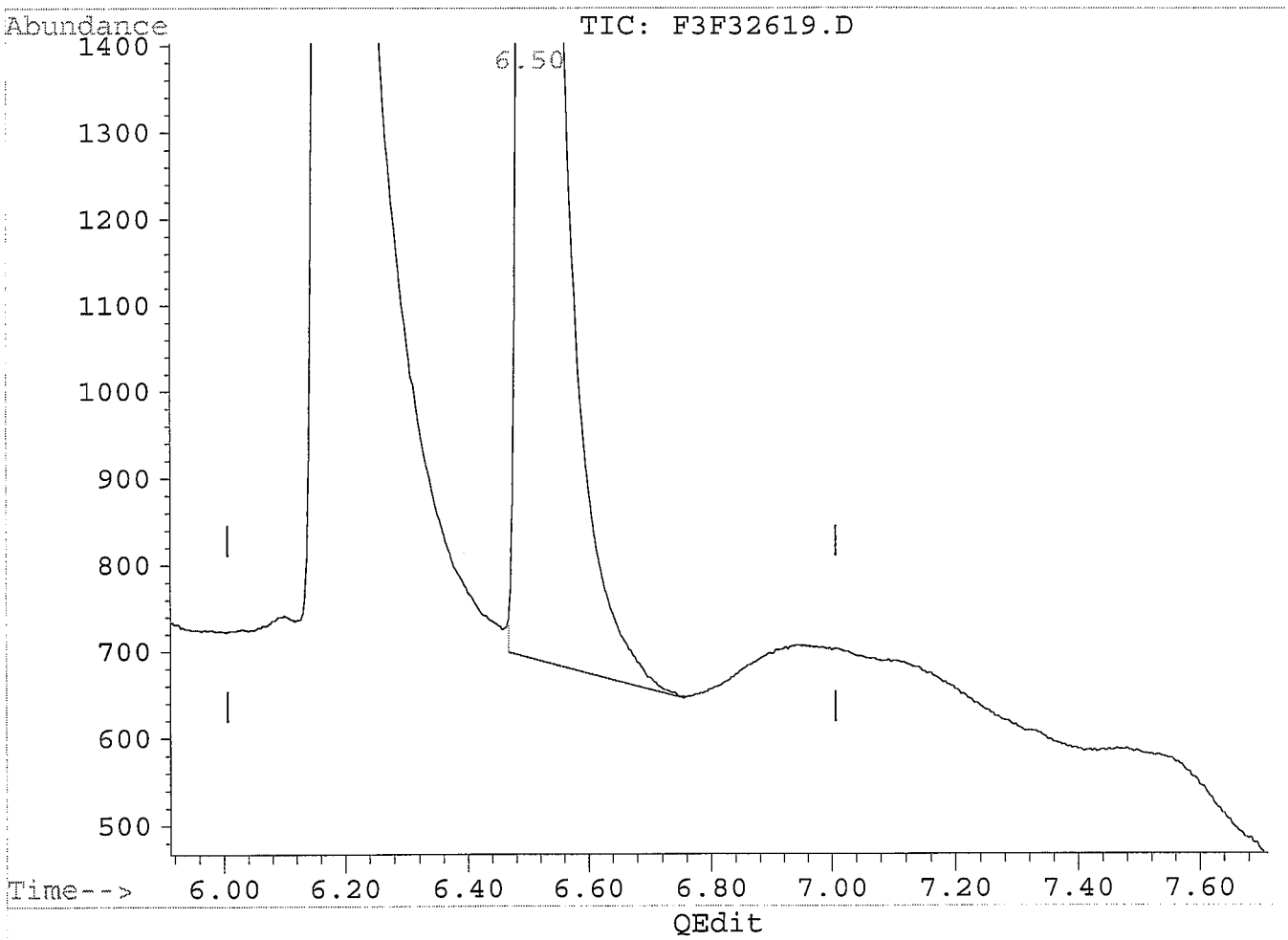

(1) Ethylene Glycol
6.50min 46.17µg/mL m
response 15175

MANUAL RE-INTEGRATION
☐ missed peak assignment
☐ assigned incorrect name to peak
☑ over-integrated peak's area
☐ under-integrated peak's area
☐ other _____
initials EB date 10/14/08

(+) = Expected Retention Time
F3F32619.D EP101308.M Tue Oct 14 08:36:14 2008

Quantitation Report

Data File : C:\HPCHEM\5\DATA\10132008\F3F32619.D
Acq On : 13 Oct 08 06:02 PM
Sample : 0810031-1MS
Misc :
Quant Time: Oct 14 8:36 19108

Vial: 12
Operator: edb
Inst : FUELS3
Multiplr: 1.00

Method : C:\HPCHEM\5\METHODS\EP101308.M
Title : 8015Bmod, Glycols
Last Update : Mon Oct 13 17:29:36 2008
Response via : Multiple Level Calibration

Volume Inj. : 0.5uL
Signal Phase : Stabilwax, 30m, 0.32mm, 1.0μm
Signal Info : FID

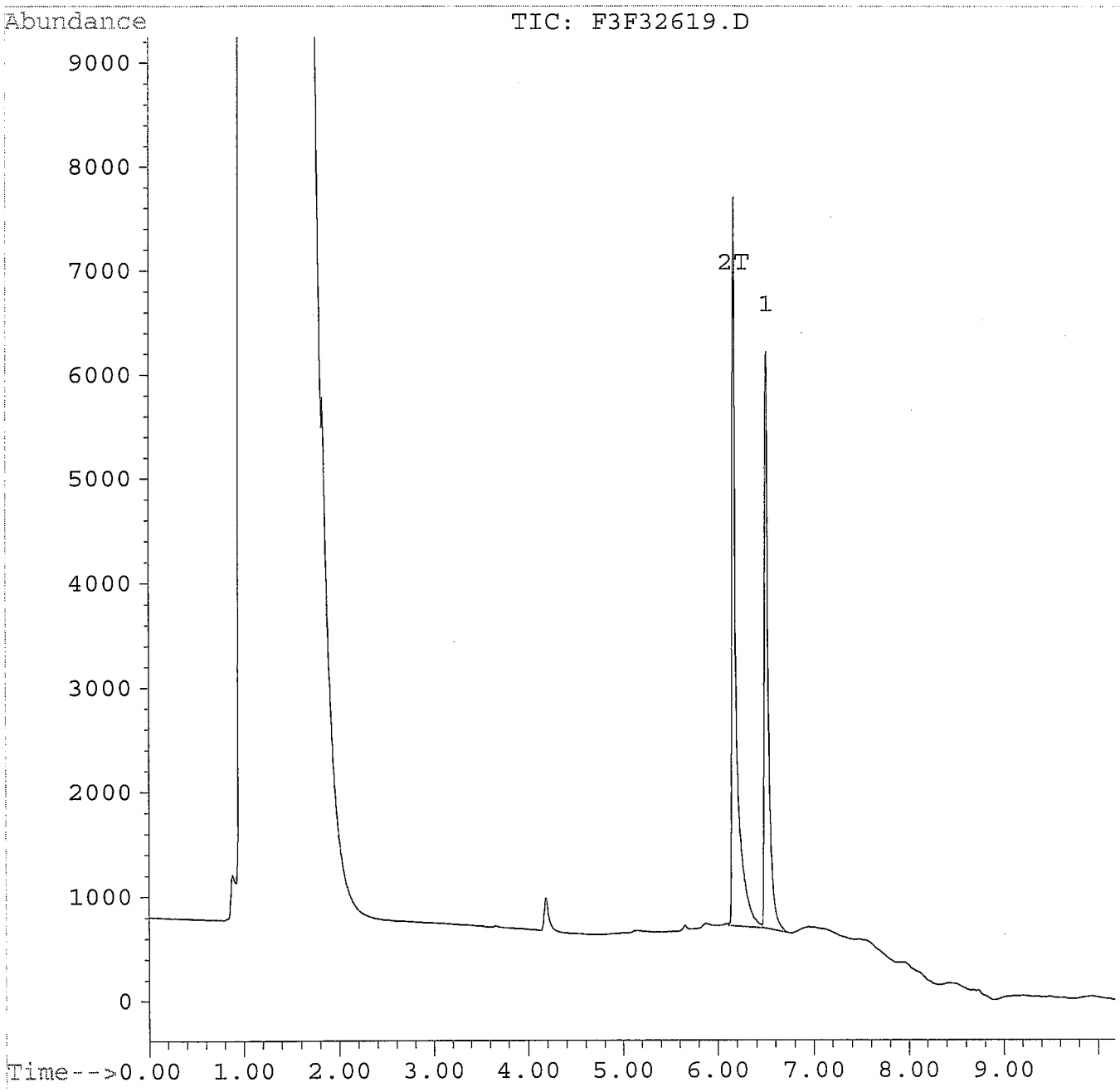

Quantitation Report

Data File : C:\HPCHEM\5\DATA\10132008\F3F32620.D Vial: 13
Acq On : 13 Oct 08 06:15 PM Operator: edb
Sample : 0810031-1MSD Inst : FUELS3
Misc : Multiplr: 1.00
Quant Time: Oct 14 8:38 19108

Method : C:\HPCHEM\5\METHODS\EP101308.M
Title : 8015Bmod, Glycols
Last Update : Mon Oct 13 17:29:36 2008
Response via : Multiple Level Calibration

Volume Inj. : 0.5uL
Signal Phase : Stabilwax, 30m, 0.32mm, 1.0µm
Signal Info : FID

Compound	R.T.	Response	Conc Units
Target Compounds			
1) Ethylene Glycol	6.50	15591	47.43 µg/mLm 92%
2) T Propylene Glycol	6.17	20564	47.00 µg/mlm 94%

(f)=RT Delta > 1/2 Window (m)=manual int.

Quantitation Report

Data File : C:\HPCHEM\5\DATA\10132008\F3F32620.D
Acq On : 13 Oct 08 06:15 PM
Sample : 0810031-1MSD
Misc :
Quant Time: Oct 14 8:37 19108

Vial: 13
Operator: edb
Inst : FUELS3
Multiplr: 1.00

Method : C:\HPCHEM\5\METHODS\EP101308.M
Title : 8015Bmod, Glycols
Last Update : Mon Oct 13 17:29:36 2008
Response via : Multiple Level Calibration

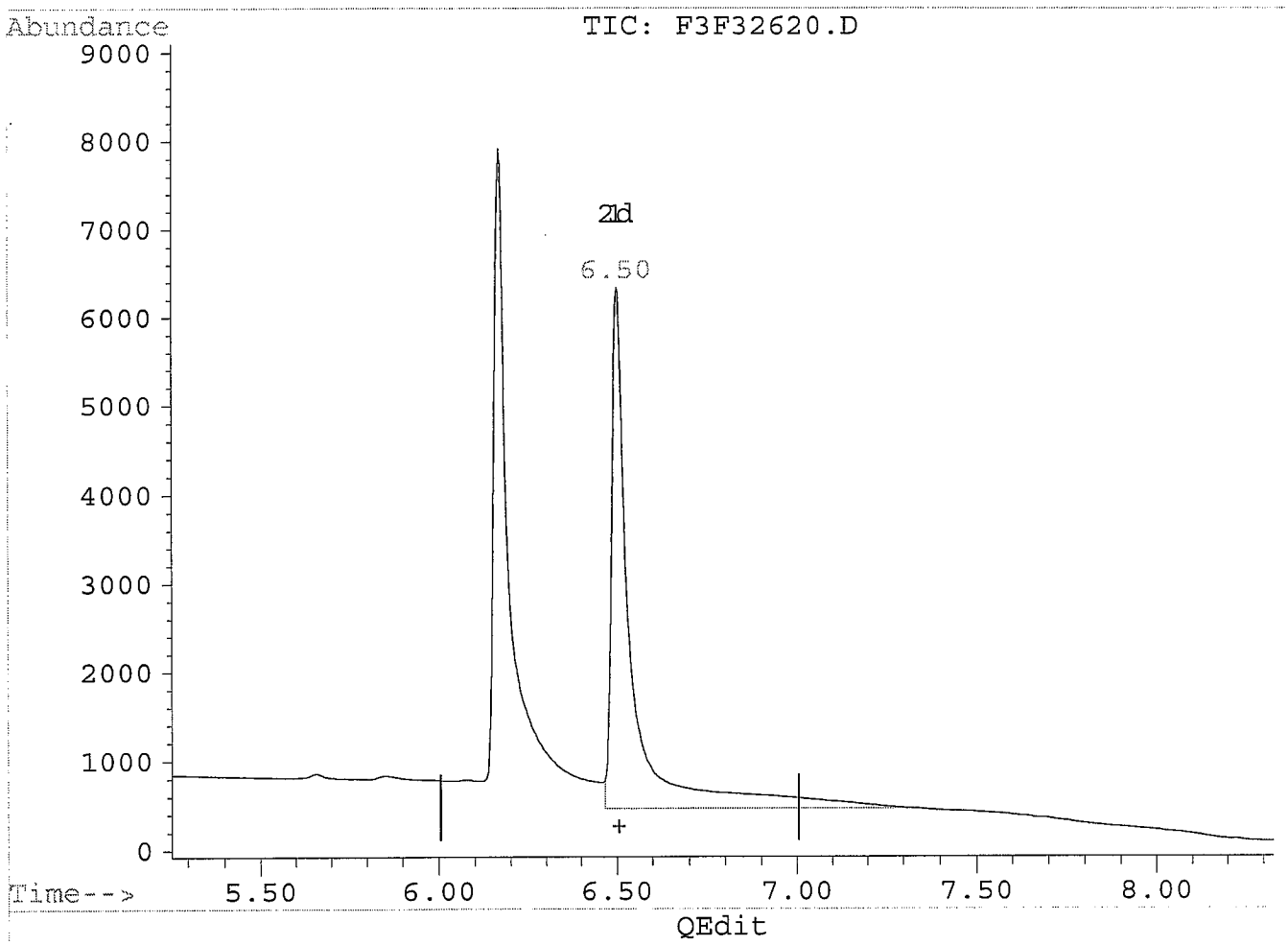

(1) Ethylene Glycol
6.50min 68.71µg/mL
response 22587

BEFORE

(+) = Expected Retention Time
F3F32620.D EP101308.M Tue Oct 14 08:37:43 2008

Quantitation Report

Data File : C:\HPCHEM\5\DATA\10132008\F3F32620.D
Acq On : 13 Oct 08 06:15 PM
Sample : 0810031-1MSD
Misc :
Quant Time: Oct 14 8:37 19108

Vial: 13
Operator: edb
Inst : FUELS3
Multiplr: 1.00

Method : C:\HPCHEM\5\METHODS\EP101308.M
Title : 8015Bmod, Glycols
Last Update : Mon Oct 13 17:29:36 2008
Response via : Multiple Level Calibration

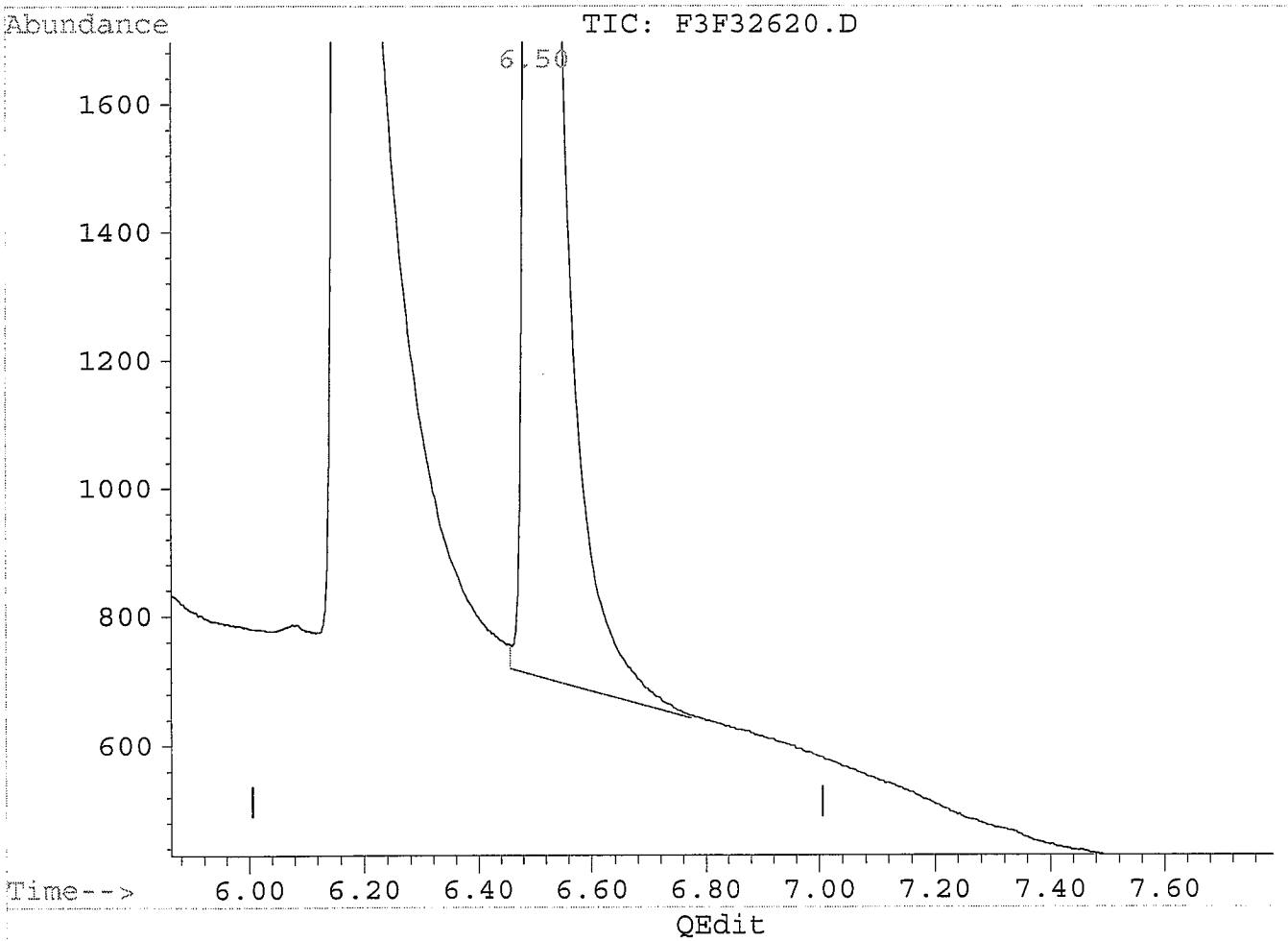

(1) Ethylene Glycol
6.50min 47.43µg/mL m
response 15591

MANUAL RE-INTEGRATION

- ☐ missed peak assignment
- ☐ assigned incorrect name to peak
- ☑ over-integrated peak's area
- ☐ under-integrated peak's area
- ☐ other _____

initials EHZ *date* 10/14/08

(+) = Expected Retention Time
F3F32620.D EP101308.M Tue Oct 14 08:37:55 2008

Quantitation Report

Data File : C:\HPCHEM\5\DATA\10132008\F3F32620.D
Acq On : 13 Oct 08 06:15 PM
Sample : 0810031-1MSD
Misc :
Quant Time: Oct 14 8:37 19108

Vial: 13
Operator: edb
Inst : FUELS3
Multiplr: 1.00

Method : C:\HPCHEM\5\METHODS\EP101308.M
Title : 8015Bmod, Glycols
Last Update : Mon Oct 13 17:29:36 2008
Response via : Multiple Level Calibration

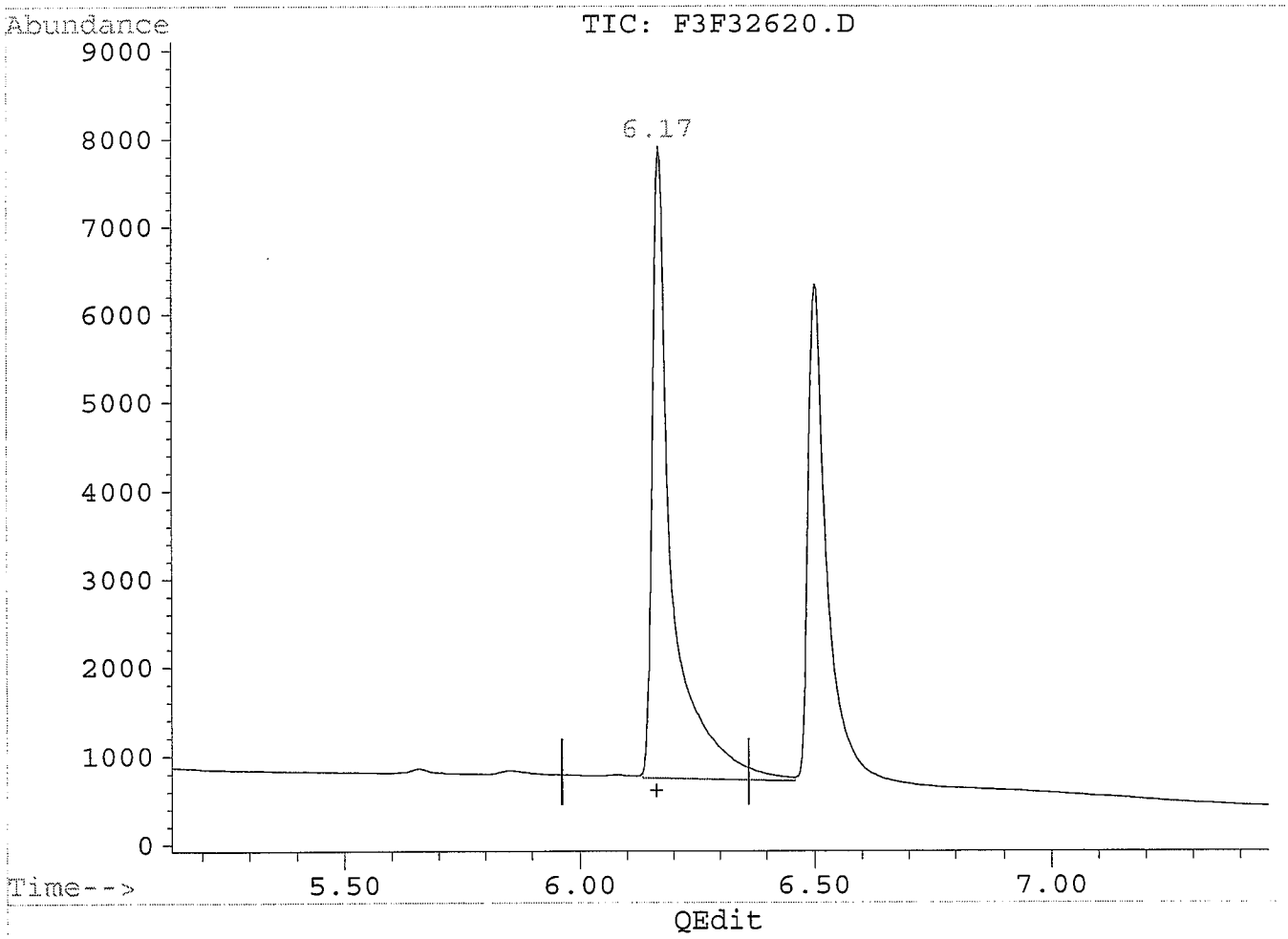

(2) Propylene Glycol (T)
6.17min 47.34µg/ml
response 20710

BEFORE

(+) = Expected Retention Time
F3F32620.D EP101308.M Tue Oct 14 08:38:05 2008

Quantitation Report

Data File : C:\HPCHEM\5\DATA\10132008\F3F32620.D
Acq On : 13 Oct 08 06:15 PM
Sample : 0810031-1MSD
Misc :
Quant Time: Oct 14 8:38 19108

Vial: 13
Operator: edb
Inst : FUELS3
Multiplr: 1.00

Method : C:\HPCHEM\5\METHODS\EP101308.M
Title : 8015Bmod, Glycols
Last Update : Mon Oct 13 17:29:36 2008
Response via : Multiple Level Calibration

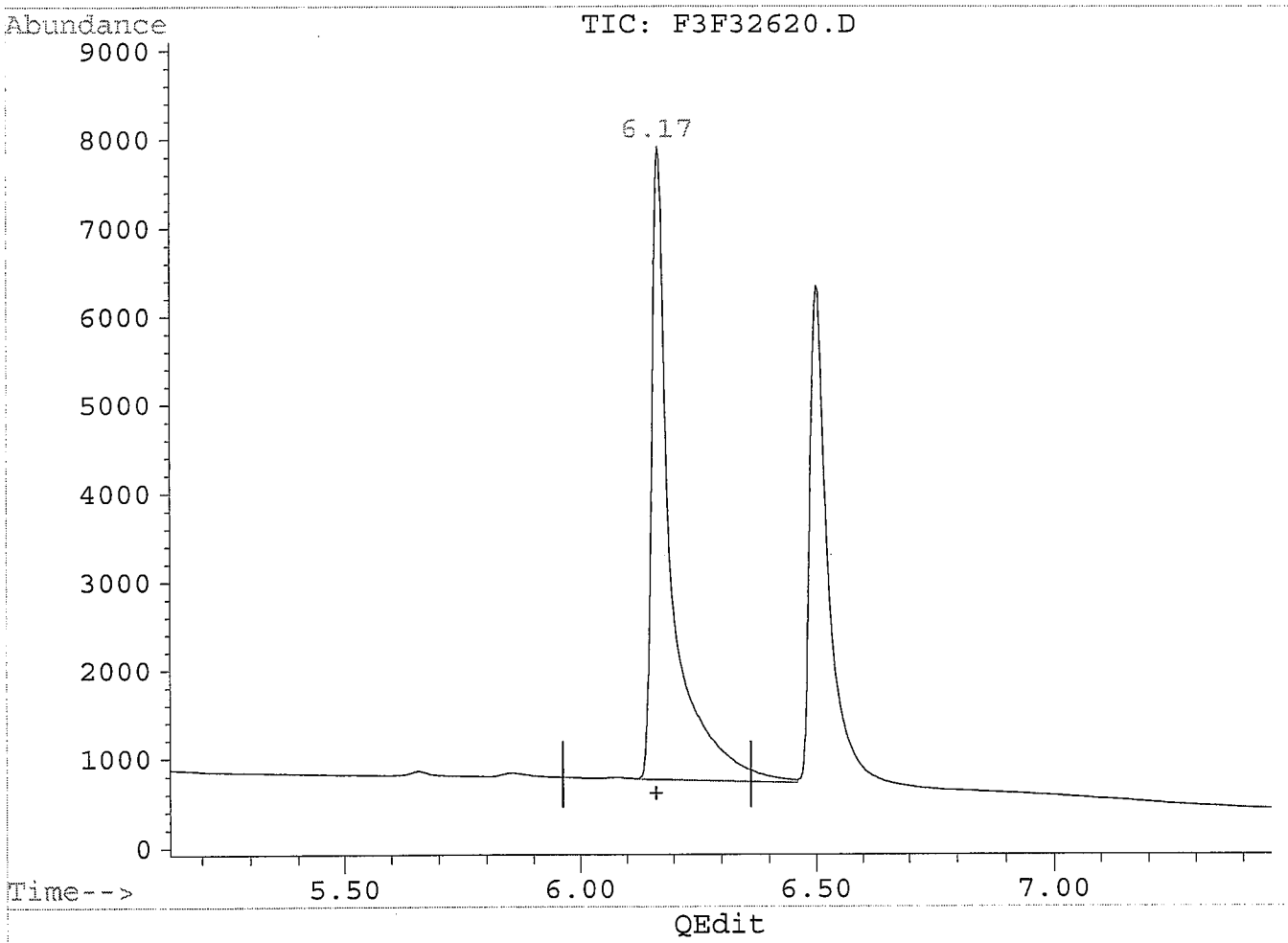

(2) Propylene Glycol (T)
6.17min 47.00µg/ml m
response 20564

MANUAL RE-INTEGRATION

- ☐ missed peak assignment
- ☐ assigned incorrect name to peak
- ☑ over-integrated peak's area
- ☐ under-integrated peak's area
- ☐ other _____

initials EB *date* 10/14/08

(+) = Expected Retention Time
F3F32620.D EP101308.M Tue Oct 14 08:38:25 2008

Quantitation Report

Data File : C:\HPCHEM\5\DATA\10132008\F3F32620.D
Acq On : 13 Oct 08 06:15 PM
Sample : 0810031-1MSD
Misc :
Quant Time: Oct 14 8:38 19108

Vial: 13
Operator: edb
Inst : FUELS3
Multiplr: 1.00

Method : C:\HPCHEM\5\METHODS\EP101308.M
Title : 8015Bmod, Glycols
Last Update : Mon Oct 13 17:29:36 2008
Response via : Multiple Level Calibration

Volume Inj. : 0.5uL
Signal Phase : Stabilwax, 30m, 0.32mm, 1.0μm
Signal Info : FID

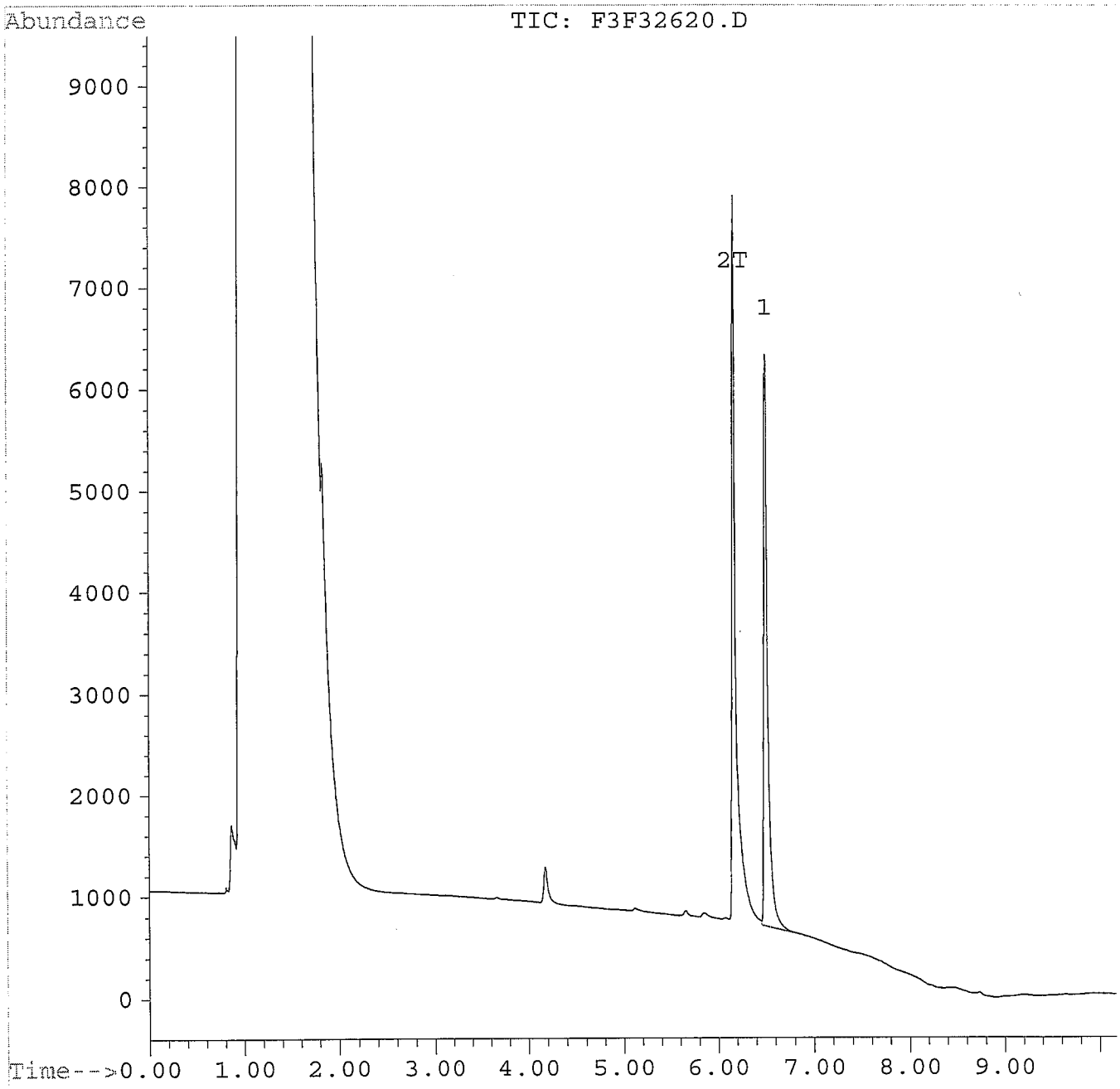

Miscellaneous

Form 611r5.doc (12/24/07)

Paragon Analytics

357126 MISCELLANEOUS EXTRACTIONS / CLEANUP WORKSHEET

WO #s 0810031 Matrix (AQ) Solid Other NA Batch ID EX081008-3 Sur Code NA M Spike Code ST080923-2 Balance ID NA

Extraction: Method (3520C)CLE (3550B)SONC (3540C)SOX (3510C)SEP (3580A)W Dilute SOP 444 Rev 1 Date 10-8-08 Time 1345 Initials JYB

Solvent Lots: $MeCl_2$ NA Hexane NA Acetone CV512 Florisil NA (see other forms for GPC info.) Proper N-Evap station flow settings used? NA X 10-8-08 JYB

Cleanup: Code (3620B)Florisil (3640A)GPC (see other forms) SOP NA Rev NA Date NA Time NA Initials NA Reviewed by / date JYB 10/8/08

SAMPLE								EXTRACT / CLEANUP						
Sample No.	Amount (g/(mL))	Initial pH	pH (≤2)	pH (11-13)	Surro-gate (mL)	Matrix Spike (mL)	Initials Spike Witness	Date KD (Initial)	GPC Date	Florisil Date	Date KD (Final)	Final Volume (mL) / Solvent	Date Vialed	Comments
WMB	2.0	NA				NA	JYB/JYB	NA				4.0 / 50:50 H_2O/Acetone	10-8-08	1.9 mL Acetone added to 2.0 mL H_2O for the LCS, LCSD MS, MSD 2.0 mL Acetone added to 2.0 mL for MB + Samples Samples were filtered prior to aliquoting (0.45 µm) 10-8-08 JYB
0810031-1	2.0													
2	2.0													
1MS	2.0			10-8-08 JYB		0.1				10-8-08 JYB				
1MSD	2.0													
SLCS	2.0													
SLCSD	2.0													
								10-8-08 JYB						

* 10 EXTRACTIONS OR LIQUIDS 10-8-08 JYB

Paragon Analytics

INORGANICS CASE NARRATIVE

URS

Cistern Excavation

Order Number - 0810031

1. This report consists of 2 water samples.
2. The samples were received intact on 10/03/08. The temperature of the samples upon receipt ranged from 4.0^{o} to 7.0^{o} Celsius.
3. The samples had been correctly preserved for the requested analyses.
4. The samples were prepared for analysis based on Methods for the Chemical Analysis of Waters and Wastes (MCAWW), May 1994 procedures and Environmental Monitoring Systems Laboratory (EMSL) Rev 2.1 procedures.
5. The samples were analyzed following MCAWW and EMSL procedures for the following methods:

Analyte	Method	SOP #
Alkalinity	310.1	1106 Rev 6
Bicarbonate	310.1	1106 Rev 6
Carbonate	310.1	1106 Rev 6
Nitrate/nitrite as N	353.2	1127 Rev 6
pH	150.1	1126 Rev 16
Specific conductance	120.1	1128 Rev 9
Sulfide	376.1	1120 Rev 5
TDS	160.1	1101 Rev 10
Bromide	300.0	1113 Rev 11
Chloride	300.0	1113 Rev 11
Fluoride	300.0	1113 Rev 11
Sulfate	300.0	1113 Rev 11

6. All standards and solutions were used within their recommended shelf life.
7. The samples were prepared and analyzed within the established hold time for each analysis.

All in house quality control procedures were followed, as described below.

8. General quality control procedures.

- A preparation (method) blank and laboratory control sample (LCS) were prepared and analyzed with the samples in each applicable preparation batch. There were not more than 20 samples in each preparation batch.
- The method blank associated with each applicable batch was below the reporting limit for the requested analytes. This indicates that no contaminants were introduced to the samples during preparation and analysis.
- The LCS was within the acceptance limits for each applicable analysis.
- All initial and continuing calibration blanks (ICB/CCB) associated with each applicable analytical batch were below the reporting limit for the requested analytes.
- All initial and continuing calibration verifications (ICV/CCV) associated with each applicable analytical batch were within the acceptance criteria for the requested analytes. This indicates a valid calibration and stable instrument conditions.

9. Matrix specific quality control procedures.

   Sample 0810031-1 was designated as the quality control sample for the nitrate/nitrite as N, pH, and specific conductance analyses. Per method requirements, matrix QC was performed for the remaining analyses. Since a sample from this order number was not the selected quality control (QC) sample, matrix specific QC results are not included in this report.

   Similarity of matrix and therefore relevance of the QC results should not be automatically inferred for any sample other than the native sample selected for QC.

   - A matrix spike (MS) and matrix spike duplicate (MSD) were prepared and analyzed with the nitrate/nitrite as N batch. All guidance criteria for precision and accuracy were met.
   - A sample duplicate was prepared and analyzed with the ph and specific conductance batches. All guidance criteria for precision were met.

10. It was necessary to dilute the samples in order to bring the chloride concentrations into the analytical range of the ion chromatograph (IC).

    Reduced aliquots were taken of the samples for the alkalinity, bicarbonate, and carbonate analysis. Reporting limits were elevated accordingly.

11. Manual integrations are performed when needed to provide consistent and defensible data following the guidelines in Paragon Analytics Standard Operating Procedure 939 Revision 3. Whenever manual integrations are performed, before and after chromatograms of the peak that were manually integrated are included in the report along with the reason why the re-integration was necessary.

The data contained in the following report have been reviewed and approved by the personnel listed below. In addition, Paragon Analytics certifies that the analyses reported herein are true, complete and correct within the limits of the methods employed.

Megan Johnson

Megan Johnson
Inorganics Primary Data Reviewer

10/16/08
Date

Inorganics Final Data Reviewer

10/16/08
Date

Inorganic Data Reporting Qualifiers

The following qualifiers are used by the laboratory when reporting results of inorganic analyses.

- Concentration qualifier -- A "J" is entered if the reported value was obtained from a reading that was less than the Reporting Limit but greater than or equal to Paragon's Method Detection Limit. If the analyte was analyzed for but not detected a "U" is entered.

- QC qualifier -- Specified entries and their meanings are as follows:

  N - Spiked sample recovery not within control limits.

  * - Duplicate analysis (relative percent difference) not within control limits.

  Z - Calibration spike recovery not within control limits.

Chain of Custody

Paragon Analytics

Sample Number(s) Cross-Reference Table

Paragon OrderNum: 0810031
Client Name: URS
Client Project Name: Cistern Excavation
Client Project Number:
Client PO Number: Cistern Excavation

Client Sample Number	Lab Sample Number	COC Number	Matrix	Date Collected	Time Collected
Cistern 100308	0810031-1		WATER	03-Oct-08	10:40
CD 100308	0810031-2		WATER	03-Oct-08	10:45
Cistern 100308-S	0810031-3		SOIL	03-Oct-08	11:10
Trip Blank	0810031-4		WATER	03-Oct-08	
Trip Blank	0810031-5		WATER	03-Oct-08	

Paragon Analytics
A Division of DataChem Laboratories, Inc.

225 Commerce Drive Fort Collins, CO 80524
800-443-1511 or (970) 490-1511 (970) 490-1522 Fax

Accession Number (LAB ID) 0810031

Chain-of-Custody Date 10/3/08 Page 1 of 1

Originator: Retain pink copy!

Project Name/No.: Prather Spring Sampler(s): Mark Lavorsen Turnaround (circle one) **Standard** or **Rush** (Due _____) Dispose: **Date** _____ or **Return to Client**

Report To: Sheri O'connor
Phone: Cistern Sampling
Fax:
E-mail:
Company: URS
Address: 8181 E Tufts Ave
Denver, CO 80112

Circle method (right); provide additional information as needed (comments).

Sample ID	Date	Time *	Lab ID	Matrix	Preservative (indicate type... HCl, etc.)	No. of Containers	VOCs SW8260B	BTEX (only) SW8021B	SVOCs SW8270C	~~OC Pesticides~~ Glycols ~~SW8081A~~	~~PCBs~~ Nitrate + Nitrite ~~SW8082~~	Herbicides SW8151A	Explosives SW8330	TCLP Organics SW1311 SW8260B 8270C 8081A 8151A	TCLP Metals SW1311 Hg SW6010B 7470	Total Metals by ICP Hg SW6010B 7470 7471 E200.7	Dissolved Metals by ICP Hg SW6010B 7470 E200.7	Total Metals by ICP/MS SW6020A E200.8	Dissolved Metals by ICP/MS SW6020A E200.8	Hexavalent Chromium SW7196A Alkaline Digest? Y / N	Inorganic Anions SW9056 E300.0 (specify in comments)	Solids: Total E160.3 TDS E160.1 TSS E160.2	pH SW9040B SW9045C	TPH SW8015B GRO DRO (circle one or both)	Gross Alpha / Beta SW9310 E900.0	Actinides by Paragon SOP Pu / U / Am / Th / Cm / ___	Tritium E906.0	Total Alpha-Emitting Radium SW9315 E903.0	Radium 226 E903.1	Radium 228 SW9320 E904.0	Strontium 90 (Total RadioSr) D5811-00	Gamma Isotopes E901.1	Radon 222 SM7510Rn	Oil + Grease	Sulphide
Cistern 100308	10/3/08	1040	1	W		14	3		2	3	1					1					1			1										1	1
CD100308	10/3/08	1045	2	W		13	3		2	3	1					1					1			1											1
~~Trip Blank 100308~~	~~10/3/08~~		~~3~~	~~W~~			~~3~~																												
Cistern 100308	10/3/08	1110	10/7/08 3	S		1	1		~~2~~		~~1~~					~~1~~								~~1~~											~~1~~
Trip Blank ~~100308~~ 2	10/3		10/7/08 4	W			1		X	10/7/08																									
Trip Blank 100308 1	10/3		10/7/08 5	W			1		X	10/7/08																									

* **Time Zone:** EST CST MST PST **Matrix Key:** O = oil, S = soil, NS = non-soil solid, W = water, L = liquid, E = extract, F = filter

Comments:

Relinquished By: (1)	Relinquished By: (2)
Signature Mark Lavorsen	Signature
Printed Name Mark Lavorsen	Printed Name
Date 10/3/08 Time 1940	Date Time
Company URS Corp	Company

Received By: (1)	Received By: (2)
Signature Debbie Fazio	Signature
Printed Name Debbie Fazio	Printed Name
Date 10/3/08 Time 1940	Date Time
Company Paragon Analytics	Company

Form 202r6.xls (6/16/06)

7

68 10031

cistern excavation

Table 2
Fluid Media Analytical Parameters, Holding Times, and Preservation Requirements

Analytical Parameter	Analytical Method	Sample Holding Time (from collection)	Preservation	Number of Containers and Minimum Volume	Type
Metals (including Hg)	SW 6010/SW 6020 and SW 7470A	6 months (28 days mercury) 3	pH ≤2 with HNO_3, ≤6°C	1 - 500 mL Poly Bottle 3	
Anions [1]	EPA 300.0	28 days	≤6°C 500 ml	1 - 1L Poly Bottle 4	
Alkalinity	EPA 310.1	14 days			
Total Dissolved Solids (TDS)	EPA 160.1	7 days 4			
pH	SW 9040	4 days from receipt at lab			
Specific Conductance	EPA 120.1				
Nitrate+Nitrite [2]	EPA 353.2	28 days 5	pH ≤2 with H_2SO_4, ≤6°C	1 - 125 mL Poly Bottle	
Sulfide	EPA 376.1	7 days 6	NaOH/ ZnAc, ≤6°C	1 - 500 mL Poly Bottle	
Total Petroleum Hydrocarbons (Diesel Range Organics [DRO] and Motor Oil Range Organics [MRO])	SW 8015BM	7 days to extraction, 40 days after extraction 7	≤6°C	1 - 1L Amber Glass Bottles	
Volatile Organic Compounds (VOCs)	SW 8260B	14 days 2	pH ≤2 with HCl, ≤6°C	3 - 40 mL Glass VOA vials 1	
Semi-volatile Organic Compounds (SVOCs)	SW 8270C	7 days to extraction, 40 days after extraction 8	≤6°C	2 - 1L Amber Glass bottles 1 only	1
Glycols (Ethylene + Propylene)	SW 8015B	7 days to preserve, 14 days to analyze 9 1	≤6°C	3 - 40 mL Glass VOA vials 2	
Oil & Grease [3]	EPA 1664	7 days to extraction, 40 days after extraction 10	pH ≤2 with H_2SO_4, ≤6°C unpreserved	1 - 1L Amber Glass Bottles ~~unpreserved~~	

[1] Anions include: chloride, sulfate, fluoride, bromide, nitrate, and nitrite.
[2] Combined nitrate and nitrite aliquot will be analyzed only if sample for anion analysis by Method 300.0 is not analyzed within 48 hours.

08100031

Table 1
Solid Media Analytical Parameters, Holding Times, and Preservation Requirements

Analytical Parameter	Analytical Method	Sample Holding Time (from collection)	Preservation	Number of Containers and Minimum Volume
Metals (including Hg)	SW 6010/SW 6020 and SW 7470A	6 months (28 days mercury)	≤6°C	1 - 8 oz. Amber Glass Jar
Anions [1]	EPA 300.0	28 days		
paste Alkalinity	EPA 310.1			
paste pH	EPA 105.1			
paste Specific Conductance	EPA 120.1			
Nitrate + Nitrite	EPA 353.2			
Percent Solids	PAI SOP			
Volatile Organic Compounds (VOCs)	SW 8260B	14 days	≤6°C	Terracore kit consisting of: 1 - 2 oz. Amber Glass Jar ~~2 - 40 mL Glass Vials w/ water, 1 - 40 mL Glass Vial w/ methanol~~
Total Petroleum Hydrocarbons (Diesel Range Organics [DRO] and Motor Oil Range Organics [MRO])	SW 8015BM	14 days to extraction 40 days after extraction	≤6°C	1 - 8 oz. Amber Glass Jar
Semi-volatile Organic Compounds (SVOCs)	SW 8270C			
Oil & Grease	SW 9071			
Glycols (Ethylene + Propylene)	SW 8015B	7 days to preserve, 14 days to analyze		

TCLP = Toxicity Characteristic Leaching Procedure
ZHE = Zero-headspace extraction
[1] Anions include: chloride, sulfate, fluoride, bromide, nitrate, and nitrite

CONDITION OF SAMPLE UPON RECEIPT FORM **Paragon Analytics**

Client: URS Workorder No: 0810031

Project Manager: DJF Initials: [illegible] Date: 10/3/08

1.	Does this project require any **special handling** in addition to standard Paragon procedures?		YES	(NO)
2.	Are custody **seals** on **shipping containers** intact?	NONE	(YES)	NO
3.	Are Custody seals on **sample containers** intact?	(NONE)	YES	NO
4.	Is there a **COC (Chain-of-Custody) present** or other representative documents?		(YES)	NO
5.	Are the **COC and bottle labels complete and legible**?		(YES)	NO
6.	Is the **COC in agreement** with samples received? (IDs, dates, times, no. of samples, no. of containers, matrix, requested analyses, etc.)		(YES)*	NO
7.	Were **airbills / shipping documents** present and/or removable?	(DROP OFF)	YES	NO
8.	Are all aqueous **samples requiring preservation preserved correctly?** (excluding volatiles)	N/A	(YES)	NO
9.	Are all aqueous **non-preserved samples pH 4-9**?	N/A	(YES)	NO
10.	Is there **sufficient sample** for the requested analyses?		(YES)	NO
11.	Were all samples placed in the **proper containers** for the requested analyses?		(YES)	NO
12.	Are all samples within **holding times** for the requested analyses?		(YES)	NO
13.	Were all sample containers received **intact**? (not broken or leaking, etc.)		(YES)	NO
14.	Are all samples requiring **no** headspace (**VOC, GRO, RSK/MEE, Rx CN/S, radon**) headspace free? **Size of bubble**: x < green pea x > green pea	N/A	YES	(NO)•
15.	Do perchlorate LCMS-MS samples **have** headspace? (at least 1/3 of container required)	(N/A)	YES	NO
16.	Were samples checked for and free from the presence of **residual chlorine?** (Applicable when PM has indicated samples are from a chlorinated water source: note if field preservation with sodium thiosulfate was not observed.)	(N/A)	YES	NO
17.	Were the samples **shipped on ice**?		(YES)	NO
18.	Were cooler temperatures measured at 0.1-6.0°C? **IR gun used*:** #2 #4	RAD ONLY	(YES)	(NO)

Cooler #:	~~14~~ 9/10/08	114					9/10/08	
(#2) Temperature (°C):	7°	4°						
No. of custody seals on cooler:	1	1						
DOT Survey/ Acceptance Information — External µR/hr reading:	13	13						
Background µR/hr reading:	11							

Were external µR/hr readings ≤ two times background and within DOT acceptance criteria? (YES) / NO / NA (If no, see Form 008.)

Additional Information: PROVIDE DETAILS BELOW FOR A NO RESPONSE TO ANY QUESTION ABOVE, EXCEPT #1 AND #16.

Samples physically received 10/3/08. Unpacked 10/4/08

* Samples 4 and 5 (Trip Blank and Trip Blank 100308) No sample time listed

• Sample 1 (Cistern 100308) 1 of 3 40ml VOC vials contain headspace < pea

2 (CD100308) ↓ ↓ ↓ ↓ ↓ ↓ > pea.

TOC bottles Not rec'd at Paragon

If applicable, was the client contacted? **YES / NO / NA** Contact: _____ Date/Time: _____

Project Manager Signature / Date: _____

*IR Gun #2: Oakton, SN 29922500201-0066 *IR Gun #4: Oakton, SN 2372220101-0002

An "-S" was added as the suffix for soil sample Cistern 100308 per URS.

Form 201r21.xls (7/30/08)

Sample Results

BICARBONATE AS CaCO3

Method EPA310.1

Sample Results

Lab Name: Paragon Analytics
Client Name: URS
Client Project ID: Cistern Excavation
Work Order Number: 0810031
Reporting Basis: As Received
Prep Method: NONE
Final Volume: 100 ml
Matrix: WATER
Result Units: MG/L

Client Sample ID	Lab ID	Date Collected	Date Prepared	Date Analyzed	Percent Moisture	Dilution Factor	Result	Reporting Limit	Flag	Sample Aliquot
Cistern 100308	0810031-1	10/03/2008	10/09/2008	10/09/2008	N/A	1	240	20		25 ml
CD 100308	0810031-2	10/03/2008	10/09/2008	10/09/2008	N/A	1	240	20		25 ml

Comments:

1. ND or U = Not Detected at or above the client requested detection limit.

Data Package ID: *ak0810031-1*

CARBONATE AS CaCO3

Method EPA310.1

Sample Results

Lab Name: Paragon Analytics
Client Name: URS
Client Project ID: Cistern Excavation
Work Order Number: 0810031
Reporting Basis: As Received
Prep Method: NONE
Final Volume: 100 ml
Matrix: WATER
Result Units: MG/L

Client Sample ID	Lab ID	Date Collected	Date Prepared	Date Analyzed	Percent Moisture	Dilution Factor	Result	Reporting Limit	Flag	Sample Aliquot
Cistern 100308	0810031-1	10/03/2008	10/09/2008	10/09/2008	N/A	1	20	20	U	25 ml
CD 100308	0810031-2	10/03/2008	10/09/2008	10/09/2008	N/A	1	20	20	U	25 ml

Comments:

1. ND or U = Not Detected at or above the client requested detection limit.

Data Package ID: *ak0810031-1*

TOTAL ALKALINITY AS CaCO3

Method EPA310.1

Sample Results

Lab Name: Paragon Analytics
Client Name: URS
Client Project ID: Cistern Excavation
Work Order Number: 0810031
Reporting Basis: As Received
Prep Method: NONE

Final Volume: 100 ml
Matrix: WATER
Result Units: MG/L

Client Sample ID	Lab ID	Date Collected	Date Prepared	Date Analyzed	Percent Moisture	Dilution Factor	Result	Reporting Limit	Flag	Sample Aliquot
Cistern 100308	0810031-1	10/03/2008	10/09/2008	10/09/2008	N/A	1	240	20		25 ml
CD 100308	0810031-2	10/03/2008	10/09/2008	10/09/2008	N/A	1	240	20		25 ml

Comments:

1. ND or U = Not Detected at or above the client requested detection limit.

Data Package ID: *ak0810031-1*

NITRATE/NITRITE AS N

Method EPA353.2

Sample Results

Lab Name: Paragon Analytics
Client Name: URS
Client Project ID: Cistern Excavation
Work Order Number: 0810031
Reporting Basis: As Received

Final Volume: 5 ml
Matrix: WATER
Result Units: MG/L

Client Sample ID	Lab ID	Date Collected	Date Prepared	Date Analyzed	Percent Moisture	Dilution Factor	Result	Reporting Limit	MDL	Flag	Sample Aliquot
Cistern 100308	0810031-1	10/3/2008	10/14/2008	10/14/2008	N/A	1	0.97	0.01	0.0018		5 ml
CD 100308	0810031-2	10/3/2008	10/14/2008	10/14/2008	N/A	1	0.98	0.01	0.0018		5 ml

Comments:

1. ND or U = Not Detected at or above the client requested detection limit.

Data Package ID: *nn0810031-1*

pH in water @25 Degrees Celsius

Method EPA150.1

Sample Results

Lab Name: Paragon Analytics
Client Name: URS
Client Project ID: Cistern Excavation
Work Order Number: 0810031
Reporting Basis: As Received
Prep Method: NONE
Final Volume: 20 ml
Matrix: WATER
Result Units: pH

Client Sample ID	Lab ID	Date Collected	Date Prepared	Date Analyzed	Percent Moisture	Dilution Factor	Result	Reporting Limit	Flag	Sample Aliquot
Cistern 100308	0810031-1	10/03/2008	10/06/2008	10/06/2008	N/A	1	7.72	0.1		20 ml
CD 100308	0810031-2	10/03/2008	10/06/2008	10/06/2008	N/A	1	7.66	0.1		20 ml

Comments:

1. ND or U = Not Detected at or above the client requested detection limit.

Data Package ID: *ph0810031-1*

SPECIFIC CONDUCTIVITY

Method EPA120.1

Sample Results

Lab Name: Paragon Analytics
Client Name: URS
Client Project ID: Cistern Excavation
Work Order Number: 0810031
Reporting Basis: As Received
Prep Method: NONE

Final Volume: 45 ml
Matrix: WATER
Result Units: umhos/cm

Client Sample ID	Lab ID	Date Collected	Date Prepared	Date Analyzed	Percent Moisture	Dilution Factor	Result	Reporting Limit	Flag	Sample Aliquot
Cistern 100308	0810031-1	10/03/2008	10/06/2008	10/06/2008	N/A	1	563	1		45 ml
CD 100308	0810031-2	10/03/2008	10/06/2008	10/06/2008	N/A	1	565	1		45 ml

Comments:

1. ND or U = Not Detected at or above the client requested detection limit.

Data Package ID: *sc0810031-1*

SULFIDE

Method EPA376.1

Sample Results

Lab Name: Paragon Analytics
Client Name: URS
Client Project ID: Cistern Excavation
Work Order Number: 0810031
Reporting Basis: As Received
Prep Method: NONE

Final Volume: 200 ml
Matrix: WATER
Result Units: MG/L

Client Sample ID	Lab ID	Date Collected	Date Prepared	Date Analyzed	Percent Moisture	Dilution Factor	Result	Reporting Limit	Flag	Sample Aliquot
Cistern 100308	0810031-1	10/03/2008	10/10/2008	10/10/2008	N/A	1	2	2	U	200 ml
CD 100308	0810031-2	10/03/2008	10/10/2008	10/10/2008	N/A	1	2	2	U	200 ml

Comments:

1. ND or U = Not Detected at or above the client requested detection limit.

Data Package ID: *s0810031-1*

TOTAL DISSOLVED SOLIDS

Method EPA160.1

Sample Results

Lab Name: Paragon Analytics
Client Name: URS
Client Project ID: Cistern Excavation
Work Order Number: 0810031
Reporting Basis: As Received
Prep Method: NONE

Final Volume: 100 ml
Matrix: WATER
Result Units: MG/L

Client Sample ID	Lab ID	Date Collected	Date Prepared	Date Analyzed	Percent Moisture	Dilution Factor	Result	Reporting Limit	Flag	Sample Aliquot
Cistern 100308	0810031-1	10/03/2008	10/09/2008	10/10/2008	N/A	1	340	20		100 ml
CD 100308	0810031-2	10/03/2008	10/09/2008	10/10/2008	N/A	1	340	20		100 ml

Comments:

1. ND or U = Not Detected at or above the client requested detection limit.

Data Package ID: *td0810031-1*

Ion Chromatography

Method EPA300.0 Revision 2.1

Sample Results

Lab Name: **Paragon Analytics**
Work Order Number: 0810031
Client Name: URS
ClientProject ID: Cistern Excavation

Field ID: Cistern 100308
Lab ID: 0810031-1

Sample Matrix: WATER
% Moisture: N/A
Date Collected: 03-Oct-08
Date Extracted: 08-Oct-08
Date Analyzed: 09-Oct-08
Prep Method: NONE

Prep Batch: IC081008-1
QCBatchID: IC081008-1-1
Run ID: ic081008-2a
Cleanup: NONE
Basis: As Received
File Name: 81008_074.DXD

Sample Aliquot: 5 ml
Final Volume: 5 ml
Result Units: MG/L
Clean DF: 1

CASNO	Target Analyte	Dilution Factor	Result	Reporting Limit	MDL	Result Qualifier	EPA Qualifier
16984-48-8	FLUORIDE	1	0.092	0.1	0.033	J	
16887-00-6	CHLORIDE	5	24	1	0.25		
24959-67-9	BROMIDE	1	0.2	0.2	0.078	U	
14808-79-8	SULFATE	1	51	1	0.33		

Data Package ID: *ic0810031-1*

Ion Chromatography

Method EPA300.0 Revision 2.1

Sample Results

Lab Name: **Paragon Analytics**
Work Order Number: 0810031
Client Name: URS
ClientProject ID: Cistern Excavation

Field ID: CD 100308
Lab ID: 0810031-2

Sample Matrix: WATER
% Moisture: N/A
Date Collected: 03-Oct-08
Date Extracted: 08-Oct-08
Date Analyzed: 09-Oct-08
Prep Method: NONE

Prep Batch: IC081008-1
QCBatchID: IC081008-1-1
Run ID: ic081008-2a
Cleanup: NONE
Basis: As Received
File Name: 81008_075.DXD

Sample Aliquot: 5 ml
Final Volume: 5 ml
Result Units: MG/L
Clean DF: 1

CASNO	Target Analyte	Dilution Factor	Result	Reporting Limit	MDL	Result Qualifier	EPA Qualifier
16984-48-8	FLUORIDE	1	0.14	0.1	0.033		
16887-00-6	CHLORIDE	5	22	1	0.25		
24959-67-9	BROMIDE	1	0.2	0.2	0.078	U	
14808-79-8	SULFATE	1	50	1	0.33		

Data Package ID: *ic0810031-1*

QC and Summary Report Forms

BICARBONATE AS CaCO3

Method EPA310.1

Method Blank

Lab Name: **Paragon Analytics**
Work Order Number: 0810031
Client Name: URS
ClientProject ID: Cistern Excavation

Lab ID: AK081009-1MB

Sample Matrix: WATER
% Moisture: N/A

Prep Batch: AK081009-1
QCBatchID: AK081009-1-1
Run ID: ak081009-1a
Cleanup: NONE
Basis: N/A

Sample Aliquot: 100 ml
Final Volume: 100 ml
Result Units: MG/L

Lab ID	Date Prepared	Date Analyzed	Percent Moisture	Dilution Factor	Result	Reporting Limit	Flag
AK081009-1MB	10/9/2008	10/09/2008	N/A	1	5	5	U

Comments:

1. ND or U = Not Detected at or above the client requested detection limit.

Data Package ID: *ak0810031-1*

CARBONATE AS CaCO3

Method EPA310.1

Method Blank

Lab Name: **Paragon Analytics**
Work Order Number: 0810031
Client Name: URS
ClientProject ID: Cistern Excavation

Lab ID: AK081009-1MB

Sample Matrix: WATER
% Moisture: N/A

Prep Batch: AK081009-1
QCBatchID: AK081009-1-1
Run ID: ak081009-1a
Cleanup: NONE
Basis: N/A

Sample Aliquot: 100 ml
Final Volume: 100 ml
Result Units: MG/L

Lab ID	Date Prepared	Date Analyzed	Percent Moisture	Dilution Factor	Result	Reporting Limit	Flag
AK081009-1MB	10/9/2008	10/09/2008	N/A	1	5	5	U

Comments:

1. ND or U = Not Detected at or above the client requested detection limit.

Data Package ID: *ak0810031-1*

TOTAL ALKALINITY AS CaCO3

Method EPA310.1

Method Blank

Lab Name: **Paragon Analytics**
Work Order Number: 0810031
Client Name: URS
ClientProject ID: Cistern Excavation

Lab ID: AK081009-1MB

Sample Matrix: WATER
% Moisture: N/A

Prep Batch: AK081009-1
QCBatchID: AK081009-1-1
Run ID: ak081009-1a
Cleanup: NONE
Basis: N/A

Sample Aliquot: 100 ml
Final Volume: 100 ml
Result Units: MG/L

Lab ID	Date Prepared	Date Analyzed	Percent Moisture	Dilution Factor	Result	Reporting Limit	Flag
AK081009-1MB	10/9/2008	10/09/2008	N/A	1	5	5	U

Comments:

1. ND or U = Not Detected at or above the client requested detection limit.

Data Package ID: *ak0810031-1*

TOTAL ALKALINITY AS CaCO3

Method EPA310.1

Laboratory Control Sample

Lab Name: **Paragon Analytics**
Work Order Number: 0810031
Client Name: URS
ClientProject ID: Cistern Excavation

Lab ID: AK081009-1LCS

Sample Matrix: WATER
% Moisture: N/A
Date Collected: N/A
Date Extracted: 10/09/2008
Date Analyzed: 10/09/2008

Prep Batch: AK081009-1
QCBatchID: AK081009-1-1
Run ID: ak081009-1a
Cleanup: NONE
Basis: N/A

Sample Aliquot: 100 ml
Final Volume: 100 ml
Result Units: MG/L

CASNO	Target Analyte	Spike Added	LCS Result	Reporting Limit	Result Qualifier	LCS % Rec.	Control Limits
11-43-8	TOTAL ALKALINITY AS CaCO3	100	99.9	5		100	85 - 115

Data Package ID: *ak0810031-1*

TOTAL ALKALINITY AS CaCO3

Method EPA310.1

Calibration Verifications

Lab Name: **Paragon Analytics**
Work Order Number: 0810031
Client Name: URS
ClientProject ID: Cistern Excavation

Run ID: AK081009-1A
Result Units: MG/L

Lab ID	Verification Type	Date Analyzed	Time Analyzed	Spike Added	Result	Reporting Limit	Result Qualifier	% Rec.	Control Limits
ICV	Initial Calibration	10/9/2008		100	99.6	5	N/A	99	85 - 115

Data Package ID: *ak0810031-1*

BICARBONATE AS CaCO3

Method EPA310.1

Calibration Blanks

Lab Name: **Paragon Analytics**
Work Order Number: 0810031
Client Name: URS
ClientProject ID: Cistern Excavation

Run ID: AK081009-1A
Result Units: MG/L

Lab ID	Verification Type	Date Analyzed	Time Analyzed	Result	Reporting Limit	Flag
ICB	Initial Calibration	10/9/2008		5	5	U

Data Package ID: *ak0810031-1*

CARBONATE AS CaCO3

Method EPA310.1

Calibration Blanks

Lab Name: **Paragon Analytics**
Work Order Number: 0810031
Client Name: URS
ClientProject ID: Cistern Excavation

Run ID: AK081009-1A
Result Units: MG/L

Lab ID	Verification Type	Date Analyzed	Time Analyzed	Result	Reporting Limit	Flag
ICB	Initial Calibration	10/9/2008		5	5	U

Data Package ID: *ak0810031-1*

TOTAL ALKALINITY AS CaCO3

Method EPA310.1

Calibration Blanks

Lab Name: **Paragon Analytics**
Work Order Number: 0810031
Client Name: URS
ClientProject ID: Cistern Excavation

Run ID: AK081009-1A
Result Units: MG/L

Lab ID	Verification Type	Date Analyzed	Time Analyzed	Result	Reporting Limit	Flag
ICB	Initial Calibration	10/9/2008		5	5	U

Data Package ID: *ak0810031-1*

Prep Batch ID: AK081009-1

Start Date: 10/09/08
Start Time: 13:00
Prep Analyst: Jason McNall

End Date: 10/09/08
End Time: 14:15

Concentration Method: NONE
Extract Method: NONE
Initial Volume Units: ml
Final Volume Units: ml

Batch Created By: JBM
Date Created: 10/09/08
Time Created: 12:44
Validated By: jbm
Date Validated: 10/14/08
Time Validated: 7:19

Comments:

QC Batch ID: AK081009-1-1

Lab ID	QC Type	Field ID	Matrix	Date Collected	Initial Wt/Vol	Final Wt/Vol	Cleanup Method	Cleanup DF	Order Number
AK081009-1	MB	XXXXXX	WATER	XXXXXX	100	100	NONE	1	0810055
AK081009-1	LCS	XXXXXX	WATER	XXXXXX	100	100	NONE	1	0810055
0809223-1	DUP	XXXXXX	WATER	XXXXXX	25	100	NONE	1	0809223
0810055-13	DUP	XXXXXX	WATER	XXXXXX	25	100	NONE	1	0810055
0809223-1	SMP	XXXXXX	WATER	XXXXXX	25	100	NONE	1	0809223
0809223-3	SMP	XXXXXX	WATER	XXXXXX	25	100	NONE	1	0809223
0810008-1	SMP	XXXXXX	WATER	XXXXXX	25	100	NONE	1	0810008
0810008-2	SMP	XXXXXX	WATER	XXXXXX	25	100	NONE	1	0810008
0810008-3	SMP	XXXXXX	WATER	XXXXXX	25	100	NONE	1	0810008
0810031-1	SMP	Cistern 100308	WATER	10/3/2008	25	100	NONE	1	0810031
0810031-2	SMP	CD 100308	WATER	10/3/2008	25	100	NONE	1	0810031
0810055-1	SMP	XXXXXX	WATER	XXXXXX	25	100	NONE	1	0810055
0810055-11	SMP	XXXXXX	WATER	XXXXXX	25	100	NONE	1	0810055
0810055-13	SMP	XXXXXX	WATER	XXXXXX	25	100	NONE	1	0810055
0810055-15	SMP	XXXXXX	WATER	XXXXXX	25	100	NONE	1	0810055
0810055-3	SMP	XXXXXX	WATER	XXXXXX	25	100	NONE	1	0810055
0810055-5	SMP	XXXXXX	WATER	XXXXXX	25	100	NONE	1	0810055
0810055-7	SMP	XXXXXX	WATER	XXXXXX	25	100	NONE	1	0810055
0810055-9	SMP	XXXXXX	WATER	XXXXXX	25	100	NONE	1	0810055
0810059-1	SMP	XXXXXX	WATER	XXXXXX	50	100	NONE	1	0810059
0810059-3	SMP	XXXXXX	WATER	XXXXXX	50	100	NONE	1	0810059
0810059-5	SMP	XXXXXX	WATER	XXXXXX	25	100	NONE	1	0810059

Nitrate/Nitrite as N

Method EPA353.2 Revision 2.0

Method Blank

Lab Name: **Paragon Analytics**
Work Order Number: 0810031
Client Name: URS
ClientProject ID: Cistern Excavation

Lab ID: NN081014-1MB

Sample Matrix: WATER
% Moisture: N/A
Date Collected: N/A
Date Extracted: 14-Oct-08
Date Analyzed: 14-Oct-08

Prep Batch: NN081014-1
QCBatchID: NN081014-1-1
Run ID: nn081014-2a
Cleanup: NONE
Basis: N/A
File Name: 1014NOX.FDT

Sample Aliquot: 5 ml
Final Volume: 5 ml
Result Units: MG/L
Clean DF: 1

CASNO	Target Analyte	DF	Result	Reporting Limit	MDL	Result Qualifier	EPA Qualifier
1-005	NITRATE/NITRITE AS N	1	0.01	0.01	0.0018	U	

Data Package ID: *nn0810031-1*

Nitrate/Nitrite as N

Method EPA353.2 Revision 2.0

Laboratory Control Sample

Lab Name: **Paragon Analytics**
Work Order Number: 0810031
Client Name: URS
ClientProject ID: Cistern Excavation

Lab ID: NN081014-1LCS

Sample Matrix: WATER
% Moisture: N/A
Date Collected: N/A
Date Extracted: 10/14/2008
Date Analyzed: 10/14/2008
Prep Method: NONE

Prep Batch: NN081014-1
QCBatchID: NN081014-1-1
Run ID: nn081014-2a
Cleanup: NONE
Basis: N/A
File Name: 1014NOX.FDT

Sample Aliquot: 5 ml
Final Volume: 5 ml
Result Units: MG/L
Clean DF: 1

CASNO	Target Analyte	Spike Added	LCS Result	Reporting Limit	Result Qualifier	LCS % Rec.	Control Limits
1-005	NITRATE/NITRITE AS N	0.5	0.52	0.01		104	90 - 110%

Data Package ID: *nn0810031-1*

Nitrate/Nitrite as N

Method EPA353.2 Revision 2.0
Matrix Spike And Matrix Spike Duplicate

Lab Name: **Paragon Analytics**
Work Order Number: 0810031
Client Name: URS
ClientProject ID: Cistern Excavation

Field ID: Cistern 100308
LabID: 0810031-1MS

Sample Matrix: WATER
% Moisture: N/A
Date Collected: 03-Oct-08
Date Extracted: 14-Oct-08
Date Analyzed: 14-Oct-08
Prep Method: NONE

Prep Batch: NN081014-1
QCBatchID: NN081014-1-1
Run ID: nn081014-2a
Cleanup: NONE
Basis: As Received

Sample Aliquot: 5 ml
Final Volume: 5 ml
Result Units: MG/L
File Name: 1014NOX.FDT

CASNO	Target Analyte	Sample Result	Samp Qual	MS Result	MS Qual	Reporting Limit	Spike Added	MS % Rec.	Control Limits
1-005	NITRATE/NITRITE AS N	0.97		1.4		0.01	0.4	109	75 - 125%

Field ID: Cistern 100308
LabID: 0810031-1MSD

Sample Matrix: WATER
% Moisture: N/A
Date Collected: 03-Oct-08
Date Extracted: 14-Oct-08
Date Analyzed: 14-Oct-08
Prep Method: NONE

Prep Batch: NN081014-1
QCBatchID: NN081014-1-1
Run ID: nn081014-2a
Cleanup: NONE
Basis: As Received

Sample Aliquot: 5 ml
Final Volume: 5 ml
Result Units: MG/L
File Name: 1014NOX.FDT

CASNO	Target Analyte	MSD Result	MSD Qual	Spike Added	MSD % Rec.	Reporting Limit	RPD Limit	RPD
1-005	NITRATE/NITRITE AS N	1.41		0.4	110	0.01	20	0

Data Package ID: *nn0810031-1*

NITRATE/NITRITE AS N

Method EPA353.2

Calibration Verifications

Lab Name: **Paragon Analytics**
Work Order Number: 0810031
Client Name: URS
ClientProject ID: Cistern Excavation

Run ID: nn081014-2a
Result Units: MG/L

Lab ID	Verification Type	Date Analyzed	Time Analyzed	Spike Added	Result	Reporting Limit	Result Qualifier	% Rec.	Control Limits
ICV	Initial Calibration	10/14/2008	12:00	0.5	0.516	0.01	N/A	103	90 - 110
CCV1	Continuing Calibration	10/14/2008	12:11	1	1.02	0.01	N/A	102	90 - 110

Data Package ID: *nn0810031-1*

NITRATE/NITRITE AS N

Method EPA353.2

Calibration Blanks

Lab Name: **Paragon Analytics**
Work Order Number: 0810031
Client Name: URS
ClientProject ID: Cistern Excavation

Run ID: nn081014-2a
Result Units: MG/L

Lab ID	Verification Type	Date Analyzed	Time Analyzed	Result	Reporting Limit	Flag
ICB	Initial Calibration	10/14/2008	12:01	0.01	0.01	U
CCB1	Continuing Calibration	10/14/2008	12:12	-0.00261	0.01	J

Data Package ID: *nn0810031-1*

Prep Batch ID: NN081014-1

Start Date: 10/14/08
Start Time: 11:00
Prep Analyst: Peter Workman

End Date: 10/14/08
End Time: 13:00

Concentration Method: NONE
Extract Method: NONE
Initial Volume Units: ml
Final Volume Units: ml

Batch Created By: EAL
Date Created: 10/14/08
Time Created: 13:43
Validated By: pjw
Date Validated: 10/14/08
Time Validated: 12:50

Comments:

QC Batch ID: NN081014-1-1

Lab ID	QC Type	Field ID	Matrix	Date Collected	Initial Wt/Vol	Final Wt/Vol	Cleanup Method	Cleanup DF	Order Number
NN081014-1	MB	XXXXXX	WATER	XXXXXX	5	5	NONE	1	0810031
NN081014-1	LCS	XXXXXX	WATER	XXXXXX	5	5	NONE	1	0810031
0810031-1	MS	Cistern 100308	WATER	10/3/2008	5	5	NONE	1	0810031
0810031-1	MSD	Cistern 100308	WATER	10/3/2008	5	5	NONE	1	0810031
0810031-1	SMP	Cistern 100308	WATER	10/3/2008	5	5	NONE	1	0810031
0810031-2	SMP	CD 100308	WATER	10/3/2008	5	5	NONE	1	0810031
0810032-1	SMP	XXXXXX	WATER	XXXXXX	5	5	NONE	1	0810032
0810046-1	SMP	XXXXXX	WATER	XXXXXX	5	5	NONE	1	0810046
0810046-2	SMP	XXXXXX	WATER	XXXXXX	5	5	NONE	1	0810046
0810046-3	SMP	XXXXXX	WATER	XXXXXX	5	5	NONE	1	0810046
0810046-4	SMP	XXXXXX	WATER	XXXXXX	5	5	NONE	1	0810046
0810046-5	SMP	XXXXXX	WATER	XXXXXX	5	5	NONE	1	0810046
0810046-6	SMP	XXXXXX	WATER	XXXXXX	5	5	NONE	1	0810046
0810046-7	SMP	XXXXXX	WATER	XXXXXX	5	5	NONE	1	0810046
0810046-8	SMP	XXXXXX	WATER	XXXXXX	5	5	NONE	1	0810046
0810046-9	SMP	XXXXXX	WATER	XXXXXX	5	5	NONE	1	0810046
0810047-1	SMP	XXXXXX	WATER	XXXXXX	5	5	NONE	1	0810047
0810047-2	SMP	XXXXXX	WATER	XXXXXX	5	5	NONE	1	0810047
0810047-3	SMP	XXXXXX	WATER	XXXXXX	5	5	NONE	1	0810047
0810047-4	SMP	XXXXXX	WATER	XXXXXX	5	5	NONE	1	0810047
0810055-1	SMP	XXXXXX	WATER	XXXXXX	5	5	NONE	1	0810055
0810055-3	SMP	XXXXXX	WATER	XXXXXX	5	5	NONE	1	0810055
0810055-5	SMP	XXXXXX	WATER	XXXXXX	5	5	NONE	1	0810055
0810055-7	SMP	XXXXXX	WATER	XXXXXX	5	5	NONE	1	0810055

pH

Method EPA150.1

Duplicate Sample Results

Lab Name: **Paragon Analytics**
Work Order Number: 0810031
Client Name: URS
ClientProject ID: Cistern Excavation

Field ID: Cistern 100308
Lab ID: 0810031-1D

Sample Matrix: WATER
% Moisture: N/A
Date Collected: 10/03/2008
Date Extracted: 10/06/2008
Date Analyzed: 10/06/2008

Prep Batch: PH081006-1
QCBatchID: PH081006-1-1
Run ID: ph081006-1a
Cleanup: NONE
Basis: As Received
File Name:

Sample Aliquot: 20 ml
Final Volume: 20 ml
Result Units: pH
Clean DF: 1

CASNO	Target Analyte	Sample Result	Samp Qual	Duplicate Result	Dup Qual	Reporting Limit	Dilution Factor	RPD	RPD Limit
10-29-7	PH	7.72		7.76		0.1	1		0.2

Data Package ID: *ph0810031-1*

PH

Method EPA150.1

Calibration Verifications

Lab Name: **Paragon Analytics**
Work Order Number: 0810031
Client Name: URS
ClientProject ID: Cistern Excavation

Run ID: ph081006-1a
Result Units: pH

Lab ID	Verification Type	Date Analyzed	Time Analyzed	Spike Added	Result	Reporting Limit	Result Qualifier	% Rec.	Control Limits
ICV	Initial Calibration	10/6/2008		7	6.99	0.1	N/A		6.95 - 7.05
CCV1	Continuing Calibration	10/6/2008		7	6.92	0.1	N/A		6.9 - 7.1

Data Package ID: *ph0810031-1*

Prep Batch ID: PH081006-1

Start Date: 10/06/08
Start Time: 13:00
Prep Analyst: Jason McNall

End Date: 10/06/08
End Time: 15:00

Concentration Method: NONE
Extract Method: NONE
Initial Volume Units: ml
Final Volume Units: ml

Batch Created By: JBM
Date Created: 10/06/08
Time Created: 13:02
Validated By: JBM
Date Validated: 10/06/08
Time Validated: 15:09

Comments:

QC Batch ID: PH081006-1-1

Lab ID	QC Type	Field ID	Matrix	Date Collected	Initial Wt/Vol	Final Wt/Vol	Cleanup Method	Cleanup DF	Order Number
0810031-1	DUP	Cistern 100308	WATER	10/3/2008	20	20	NONE	1	0810031
0810031-1	SMP	Cistern 100308	WATER	10/3/2008	20	20	NONE	1	0810031
0810031-2	SMP	CD 100308	WATER	10/3/2008	20	20	NONE	1	0810031

QC Types

CAR	Carrier reference sample	DUP	Laboratory Duplicate
LCS	Laboratory Control Sample	LCSD	Laboratory Control Sample Duplicat
MB	Method Blank	MS	Laboratory Matrix Spike
MSD	Laboratory Matrix Spike Duplicate	REP	Sample replicate
SMP	Field Sample	SYS	Sample Yield Spike

Specific Conductance in Water

Method EPA120.1

Duplicate Sample Results

Lab Name: **Paragon Analytics**
Work Order Number: 0810031
Client Name: URS
ClientProject ID: Cistern Excavation

Field ID: Cistern 100308
Lab ID: 0810031-1D

Sample Matrix: WATER
% Moisture: N/A
Date Collected: 10/03/2008
Date Extracted: 10/06/2008
Date Analyzed: 10/06/2008

Prep Batch: SC081006-1
QCBatchID: SC081006-1-1
Run ID: sc081006-1a
Cleanup: NONE
Basis: As Received
File Name:

Sample Aliquot: 45 ml
Final Volume: 45 ml
Result Units: umhos/cm
Clean DF: 1

CASNO	Target Analyte	Sample Result	Samp Qual	Duplicate Result	Dup Qual	Reporting Limit	Dilution Factor	RPD	RPD Limit
10-34-4	SPECIFIC CONDUCTIVITY	563		569		1	1	1	10

Data Package ID: *sc0810031-1*

SPECIFIC CONDUCTIVITY

Method EPA120.1

Calibration Verifications

Lab Name: **Paragon Analytics**
Work Order Number: 0810031
Client Name: URS
ClientProject ID: Cistern Excavation

Run ID: sc081006-1a
Result Units: umhos/c

Lab ID	Verification Type	Date Analyzed	Time Analyzed	Spike Added	Result	Reporting Limit	Result Qualifier	% Rec.	Control Limits
ICV	Initial Calibration	10/6/2008		718	716	1	N/A	100	646.2 - 789.7
CCV1	Continuing Calibration	10/6/2008		1410	1360	1	N/A	96	1271.7 - 1554.3

Data Package ID: *sc0810031-1*

Prep Batch ID: SC081006-1

Start Date: 10/06/08
Start Time: 13:00
Prep Analyst: Jason McNall

End Date: 10/06/08
End Time: 14:30

Concentration Method: NONE
Extract Method: NONE
Initial Volume Units: ml
Final Volume Units: ml

Batch Created By: JBM
Date Created: 10/06/08
Time Created: 13:02
Validated By: JBM
Date Validated: 10/06/08
Time Validated: 15:08

Comments:

QC Batch ID: SC081006-1-1

Lab ID	QC Type	Field ID	Matrix	Date Collected	Initial Wt/Vol	Final Wt/Vol	Cleanup Method	Cleanup DF	Order Number
0810031-1	DUP	Cistern 100308	WATER	10/3/2008	45	45	NONE	1	0810031
0810031-1	SMP	Cistern 100308	WATER	10/3/2008	45	45	NONE	1	0810031
0810031-2	SMP	CD 100308	WATER	10/3/2008	45	45	NONE	1	0810031

QC Types

CAR	Carrier reference sample	DUP	Laboratory Duplicate
LCS	Laboratory Control Sample	LCSD	Laboratory Control Sample Duplicat
MB	Method Blank	MS	Laboratory Matrix Spike
MSD	Laboratory Matrix Spike Duplicate	REP	Sample replicate
SMP	Field Sample	SYS	Sample Yield Spike

Sulfide

Method EPA376.1

Method Blank

Lab Name: **Paragon Analytics**
Work Order Number: 0810031
Client Name: URS
ClientProject ID: Cistern Excavation

Lab ID: S081010-1MB

Sample Matrix: WATER
% Moisture: N/A
Date Collected: N/A
Date Extracted: 10-Oct-08
Date Analyzed: 10-Oct-08
Prep Method: NONE

Prep Batch: S081010-1
QCBatchID: S081010-1-1
Run ID: s081010-1a
Cleanup: NONE
Basis: N/A
File Name:

Sample Aliquot: 200 ml
Final Volume: 200 ml
Result Units: MG/L
Clean DF: 1

CASNO	Target Analyte	DF	Result	Reporting Limit	Result Qualifier	EPA Qualifier
18496-25-8	SULFIDE	1	2	2	U	

Data Package ID: *s0810031-1*

Sulfide

Method EPA376.1

Laboratory Control Sample

Lab Name: **Paragon Analytics**
Work Order Number: 0810031
Client Name: URS
ClientProject ID: Cistern Excavation

Lab ID: S081010-1LCS

Sample Matrix: WATER
% Moisture: N/A
Date Collected: N/A
Date Extracted: 10/10/2008
Date Analyzed: 10/10/2008
Prep Method: NONE

Prep Batch: S081010-1
QCBatchID: S081010-1-1
Run ID: s081010-1a
Cleanup: NONE
Basis: N/A
File Name:

Sample Aliquot: 200 ml
Final Volume: 200 ml
Result Units: MG/L
Clean DF: 1

CASNO	Target Analyte	Spike Added	LCS Result	Reporting Limit	Result Qualifier	LCS % Rec.	Control Limits
18496-25-8	SULFIDE	12.7	12.8	2		101	80 - 120%

Data Package ID: *s0810031-1*

Sulfide

Method EPA376.1
Calibration Verifications

Lab Name: **Paragon Analytics**
Work Order Number: 0810031
Client Name: URS
ClientProject ID: Cistern Excavation

Lab ID: ICV
QC Type: Initial Calibration

File Name:

Run ID: s081010-1a
Date Analyzed: 10/10/2008
Time Analyzed:
Result Units: mg/l

CASNO	Target Analyte	Spike Added	Result	Reporting Limit	Result Qualifier	% Rec.	Control Limits
18496-25-8	SULFIDE	12.7	13.1	2		103	80 - 120%

Data Package ID: *s0810031-1*

Sulfide

Method EPA376.1
Calibration Blanks

Lab Name: **Paragon Analytics**
Work Order Number: 0810031
Client Name: URS
ClientProject ID: Cistern Excavation

Lab ID: ICB
QC Type: Initial Calibration

Run ID: s081010-1a
Date Analyzed: 10/10/2008
Time Analyzed:
Result Units: mg/l

CASNO	Target Analyte	Result	Reporting Limit	Result Qualifier
18496-25-8	SULFIDE	2	2	U

Data Package ID: *s0810031-1*

Prep Batch ID: S081010-1

Start Date: 10/10/08
Start Time: 11:30
Prep Analyst: Jason McNall

End Date: 10/10/08
End Time: 13:00

Concentration Method: NONE
Extract Method: NONE
Initial Volume Units: ml
Final Volume Units: ml

Batch Created By: JBM
Date Created: 10/10/08
Time Created: 13:21
Validated By: JBM
Date Validated: 10/10/08
Time Validated: 13:41

Comments:

QC Batch ID: S081010-1-1

Lab ID	QC Type	Field ID	Matrix	Date Collected	Initial Wt/Vol	Final Wt/Vol	Cleanup Method	Cleanup DF	Order Number
S081010-1	MB	XXXXXX	WATER	XXXXXX	200	200	NONE	1	0810055
S081010-1	LCS	XXXXXX	WATER	XXXXXX	200	200	NONE	1	0810055
0810055-13	DUP	XXXXXX	WATER	XXXXXX	200	200	NONE	1	0810055
0810031-1	SMP	Cistern 100308	WATER	10/3/2008	200	200	NONE	1	0810031
0810031-2	SMP	CD 100308	WATER	10/3/2008	200	200	NONE	1	0810031
0810055-1	SMP	XXXXXX	WATER	XXXXXX	200	200	NONE	1	0810055
0810055-11	SMP	XXXXXX	WATER	XXXXXX	200	200	NONE	1	0810055
0810055-13	SMP	XXXXXX	WATER	XXXXXX	200	200	NONE	1	0810055
0810055-15	SMP	XXXXXX	WATER	XXXXXX	200	200	NONE	1	0810055
0810055-3	SMP	XXXXXX	WATER	XXXXXX	200	200	NONE	1	0810055
0810055-5	SMP	XXXXXX	WATER	XXXXXX	200	200	NONE	1	0810055
0810055-7	SMP	XXXXXX	WATER	XXXXXX	200	200	NONE	1	0810055
0810055-9	SMP	XXXXXX	WATER	XXXXXX	200	200	NONE	1	0810055
0810059-1	SMP	XXXXXX	WATER	XXXXXX	200	200	NONE	1	0810059
0810059-3	SMP	XXXXXX	WATER	XXXXXX	200	200	NONE	1	0810059
0810059-5	SMP	XXXXXX	WATER	XXXXXX	200	200	NONE	1	0810059

QC Types

CAR	Carrier reference sample	DUP	Laboratory Duplicate
LCS	Laboratory Control Sample	LCSD	Laboratory Control Sample Duplicat
MB	Method Blank	MS	Laboratory Matrix Spike
MSD	Laboratory Matrix Spike Duplicate	REP	Sample replicate
SMP	Field Sample	SYS	Sample Yield Spike

Total Dissolved Solids

Method EPA160.1

Method Blank

Lab Name: **Paragon Analytics**
Work Order Number: 0810031
Client Name: URS
ClientProject ID: Cistern Excavation

Lab ID: TD081009-1MB

Sample Matrix: WATER
% Moisture: N/A
Date Collected: N/A
Date Extracted: 09-Oct-08
Date Analyzed: 10-Oct-08
Prep Method: NONE

Prep Batch: TD081009-1
QCBatchID: TD081009-1-1
Run ID: td081010-1a
Cleanup: NONE
Basis: N/A
File Name: Manual Entry

Sample Aliquot: 100 ml
Final Volume: 100 ml
Result Units: MG/L
Clean DF: 1

CASNO	Target Analyte	DF	Result	Reporting Limit	Result Qualifier	EPA Qualifier
10-33-3	TOTAL DISSOLVED SOLIDS	1	20	20	U	

Data Package ID: *td0810031-1*

Total Dissolved Solids

Method EPA160.1

Laboratory Control Sample

Lab Name: **Paragon Analytics**
Work Order Number: 0810031
Client Name: URS
ClientProject ID: Cistern Excavation

Lab ID: TD081009-1LCS

Sample Matrix: WATER
% Moisture: N/A
Date Collected: N/A
Date Extracted: 10/09/2008
Date Analyzed: 10/10/2008
Prep Method: NONE

Prep Batch: TD081009-1
QCBatchID: TD081009-1-1
Run ID: td081010-1a
Cleanup: NONE
Basis: N/A
File Name: Manual Entry

Sample Aliquot: 100 ml
Final Volume: 100 ml
Result Units: MG/L
Clean DF: 1

CASNO	Target Analyte	Spike Added	LCS Result	Reporting Limit	Result Qualifier	LCS % Rec.	Control Limits
10-33-3	TOTAL DISSOLVED SOLIDS	400	391	20		98	85 - 115%

Data Package ID: *td0810031-1*

Prep Batch ID: TD081009-1

Start Date: 10/09/08
Start Time: 11:00
Prep Analyst: Jason McNall

End Date: 10/09/08
End Time: 12:30

Concentration Method: NONE
Extract Method: NONE
Initial Volume Units: ml
Final Volume Units: ml

Batch Created By: JBM
Date Created: 10/09/08
Time Created: 12:23
Validated By: EAL
Date Validated: 10/09/08
Time Validated: 13:55

Comments:

QC Batch ID: TD081009-1-1

Lab ID	QC Type	Field ID	Matrix	Date Collected	Initial Wt/Vol	Final Wt/Vol	Cleanup Method	Cleanup DF	Order Number
TD081009-1	MB	XXXXXX	WATER	XXXXXX	100	100	NONE	1	0810055
TD081009-1	LCS	XXXXXX	WATER	XXXXXX	100	100	NONE	1	0810055
0810055-13	DUP	XXXXXX	WATER	XXXXXX	100	100	NONE	1	0810055
0810031-1	SMP	Cistern 100308	WATER	10/3/2008	100	100	NONE	1	0810031
0810031-2	SMP	CD 100308	WATER	10/3/2008	100	100	NONE	1	0810031
0810032-1	SMP	XXXXXX	WATER	XXXXXX	100	100	NONE	1	0810032
0810047-1	SMP	XXXXXX	WATER	XXXXXX	10	100	NONE	1	0810047
0810047-2	SMP	XXXXXX	WATER	XXXXXX	100	100	NONE	1	0810047
0810047-3	SMP	XXXXXX	WATER	XXXXXX	1	100	NONE	1	0810047
0810047-4	SMP	XXXXXX	WATER	XXXXXX	100	100	NONE	1	0810047
0810055-1	SMP	XXXXXX	WATER	XXXXXX	100	100	NONE	1	0810055
0810055-11	SMP	XXXXXX	WATER	XXXXXX	100	100	NONE	1	0810055
0810055-13	SMP	XXXXXX	WATER	XXXXXX	100	100	NONE	1	0810055
0810055-15	SMP	XXXXXX	WATER	XXXXXX	100	100	NONE	1	0810055
0810055-3	SMP	XXXXXX	WATER	XXXXXX	100	100	NONE	1	0810055
0810055-5	SMP	XXXXXX	WATER	XXXXXX	100	100	NONE	1	0810055
0810055-7	SMP	XXXXXX	WATER	XXXXXX	100	100	NONE	1	0810055
0810055-9	SMP	XXXXXX	WATER	XXXXXX	100	100	NONE	1	0810055
0810059-1	SMP	XXXXXX	WATER	XXXXXX	100	100	NONE	1	0810059
0810059-3	SMP	XXXXXX	WATER	XXXXXX	100	100	NONE	1	0810059
0810059-5	SMP	XXXXXX	WATER	XXXXXX	50	100	NONE	1	0810059

QC Types

CAR	Carrier reference sample	DUP	Laboratory Duplicate
LCS	Laboratory Control Sample	LCSD	Laboratory Control Sample Duplicat
MB	Method Blank	MS	Laboratory Matrix Spike
MSD	Laboratory Matrix Spike Duplicate	REP	Sample replicate
SMP	Field Sample	SYS	Sample Yield Spike

Ion Chromatography

Method EPA300.0 Revision 2.1

Method Blank

Lab Name: **Paragon Analytics**
Work Order Number: 0810031
Client Name: URS
ClientProject ID: Cistern Excavation

Lab ID: IC081008-1MB

Sample Matrix: WATER
% Moisture: N/A
Date Collected: N/A
Date Extracted: 08-Oct-08
Date Analyzed: 08-Oct-08

Prep Batch: IC081008-1
QCBatchID: IC081008-1-1
Run ID: ic081008-2a
Cleanup: NONE
Basis: N/A
File Name: 81008_011.DXD

Sample Aliquot: 5 ml
Final Volume: 5 ml
Result Units: MG/L
Clean DF: 1

CASNO	Target Analyte	DF	Result	Reporting Limit	MDL	Result Qualifier	EPA Qualifier
16984-48-8	FLUORIDE	1	0.1	0.1	0.033	U	
16887-00-6	CHLORIDE	1	0.082	0.2	0.05	J	
24959-67-9	BROMIDE	1	0.2	0.2	0.078	U	
14808-79-8	SULFATE	1	0.4	1	0.33	J	

Data Package ID: *ic0810031-1*

Ion Chromatography

Method EPA300.0 Revision 2.1

Laboratory Control Sample

Lab Name: **Paragon Analytics**
Work Order Number: 0810031
Client Name: URS
ClientProject ID: Cistern Excavation

Lab ID: IC081008-1LCS

Sample Matrix: WATER
% Moisture: N/A
Date Collected: N/A
Date Extracted: 10/08/2008
Date Analyzed: 10/08/2008
Prep Method: NONE

Prep Batch: IC081008-1
QCBatchID: IC081008-1-1
Run ID: ic081008-2a
Cleanup: NONE
Basis: N/A
File Name: 81008_012.DXD

Sample Aliquot: 5 ml
Final Volume: 5 ml
Result Units: MG/L
Clean DF: 1

CASNO	Target Analyte	Spike Added	LCS Result	Reporting Limit	Result Qualifier	LCS % Rec.	Control Limits
16984-48-8	FLUORIDE	2.5	2.54	0.1		102	90 - 110%
16887-00-6	CHLORIDE	5	5.22	0.2		104	90 - 110%
24959-67-9	BROMIDE	5	5.26	0.2		105	90 - 110%
14808-79-8	SULFATE	25	26.6	1		106	90 - 110%

Data Package ID: *ic0810031-1*

BROMIDE

Method EPA300.0

Calibration Verifications

Lab Name: **Paragon Analytics**
Work Order Number: 0810031
Client Name: URS
ClientProject ID: Cistern Excavation

Run ID: ic081008-2a
Result Units: MG/L

Lab ID	Verification Type	Date Analyzed	Time Analyzed	Spike Added	Result	Reporting Limit	Result Qualifier	% Rec.	Control Limits
ICV	Initial Calibration	8/18/2008	11:31	5	4.96	0.2	N/A	99	90 - 110
CCV1	Continuing Calibration	10/8/2008	14:00	10	9.82	0.2	N/A	98	90 - 110
CCV2	Continuing Calibration	10/8/2008	16:37	10	10.4	0.2	N/A	104	90 - 110
CCV3	Continuing Calibration	10/8/2008	19:14	10	9.98	0.2	N/A	100	90 - 110
CCV4	Continuing Calibration	10/8/2008	21:52	10	10.2	0.2	N/A	102	90 - 110
CCV5	Continuing Calibration	10/9/2008	0:29	10	9.94	0.2	N/A	99	90 - 110
CCV6	Continuing Calibration	10/9/2008	3:07	10	9.79	0.2	N/A	98	90 - 110
CCV7	Continuing Calibration	10/9/2008	4:52	10	10.3	0.2	N/A	103	90 - 110

Data Package ID: *ic0810031-1*

CHLORIDE

Method EPA300.0

Calibration Verifications

Lab Name: **Paragon Analytics**
Work Order Number: 0810031
Client Name: URS
ClientProject ID: Cistern Excavation

Run ID: ic081008-2a
Result Units: MG/L

Lab ID	Verification Type	Date Analyzed	Time Analyzed	Spike Added	Result	Reporting Limit	Result Qualifier	% Rec.	Control Limits
ICV	Initial Calibration	8/18/2008	11:31	5	5.07	0.2	N/A	101	90 - 110
CCV1	Continuing Calibration	10/8/2008	14:00	10	9.86	0.2	N/A	99	90 - 110
CCV2	Continuing Calibration	10/8/2008	16:37	10	10.5	0.2	N/A	105	90 - 110
CCV3	Continuing Calibration	10/8/2008	19:14	10	10	0.2	N/A	100	90 - 110
CCV4	Continuing Calibration	10/8/2008	21:52	10	10.4	0.2	N/A	104	90 - 110
CCV5	Continuing Calibration	10/9/2008	0:29	10	10	0.2	N/A	100	90 - 110
CCV6	Continuing Calibration	10/9/2008	3:07	10	9.9	0.2	N/A	99	90 - 110
CCV7	Continuing Calibration	10/9/2008	4:52	10	10.4	0.2	N/A	104	90 - 110

Data Package ID: *ic0810031-1*

FLUORIDE

Method EPA300.0

Calibration Verifications

Lab Name: **Paragon Analytics**
Work Order Number: 0810031
Client Name: URS
ClientProject ID: Cistern Excavation

Run ID: ic081008-2a
Result Units: MG/L

Lab ID	Verification Type	Date Analyzed	Time Analyzed	Spike Added	Result	Reporting Limit	Result Qualifier	% Rec.	Control Limits
ICV	Initial Calibration	8/18/2008	11:31	2.5	2.56	0.1	N/A	102	90 - 110
CCV1	Continuing Calibration	10/8/2008	14:00	5	4.77	0.1	N/A	95	90 - 110
CCV2	Continuing Calibration	10/8/2008	16:37	5	5.27	0.1	N/A	106	90 - 110
CCV3	Continuing Calibration	10/8/2008	19:14	5	5.08	0.1	N/A	102	90 - 110
CCV4	Continuing Calibration	10/8/2008	21:52	5	5.17	0.1	N/A	103	90 - 110
CCV5	Continuing Calibration	10/9/2008	0:29	5	4.99	0.1	N/A	100	90 - 110
CCV6	Continuing Calibration	10/9/2008	3:07	5	5.04	0.1	N/A	101	90 - 110
CCV7	Continuing Calibration	10/9/2008	4:52	5	5.14	0.1	N/A	103	90 - 110

Data Package ID: *ic0810031-1*

SULFATE

Method EPA300.0

Calibration Verifications

Lab Name: **Paragon Analytics**
Work Order Number: 0810031
Client Name: URS
ClientProject ID: Cistern Excavation

Run ID: ic081008-2a
Result Units: MG/L

Lab ID	Verification Type	Date Analyzed	Time Analyzed	Spike Added	Result	Reporting Limit	Result Qualifier	% Rec.	Control Limits
ICV	Initial Calibration	8/18/2008	11:31	25	25.5	1	N/A	102	90 - 110
CCV1	Continuing Calibration	10/8/2008	14:00	50	51.5	1	N/A	103	90 - 110
CCV2	Continuing Calibration	10/8/2008	16:37	50	52.9	1	N/A	106	90 - 110
CCV3	Continuing Calibration	10/8/2008	19:14	50	50.7	1	N/A	101	90 - 110
CCV4	Continuing Calibration	10/8/2008	21:52	50	52.6	1	N/A	105	90 - 110
CCV5	Continuing Calibration	10/9/2008	0:29	50	50.8	1	N/A	102	90 - 110
CCV6	Continuing Calibration	10/9/2008	3:07	50	51	1	N/A	102	90 - 110
CCV7	Continuing Calibration	10/9/2008	4:52	50	52.6	1	N/A	105	90 - 110

Data Package ID: *ic0810031-1*

BROMIDE

Method EPA300.0

Calibration Blanks

Lab Name: **Paragon Analytics**
Work Order Number: 0810031
Client Name: URS
ClientProject ID: Cistern Excavation

Run ID: ic081008-2a
Result Units: MG/L

Lab ID	Verification Type	Date Analyzed	Time Analyzed	Result	Reporting Limit	Flag
ICB	Initial Calibration	8/18/2008	11:44	0.2	0.2	U
CCB1	Continuing Calibration	10/8/2008	14:13	0.2	0.2	U
CCB2	Continuing Calibration	10/8/2008	16:50	0.0794	0.2	J
CCB3	Continuing Calibration	10/8/2008	19:27	0.2	0.2	U
CCB4	Continuing Calibration	10/8/2008	22:05	0.2	0.2	U
CCB5	Continuing Calibration	10/9/2008	0:42	0.2	0.2	U
CCB6	Continuing Calibration	10/9/2008	3:20	0.2	0.2	U
CCB7	Continuing Calibration	10/9/2008	5:05	0.2	0.2	U

Data Package ID: *ic0810031-1*

CHLORIDE

Method EPA300.0

Calibration Blanks

Lab Name: **Paragon Analytics**
Work Order Number: 0810031
Client Name: URS
ClientProject ID: Cistern Excavation

Run ID: ic081008-2a
Result Units: MG/L

Lab ID	Verification Type	Date Analyzed	Time Analyzed	Result	Reporting Limit	Flag
ICB	Initial Calibration	8/18/2008	11:44	0.2	0.2	U
CCB1	Continuing Calibration	10/8/2008	14:13	0.118	0.2	J
CCB2	Continuing Calibration	10/8/2008	16:50	0.2	0.2	U
CCB3	Continuing Calibration	10/8/2008	19:27	0.2	0.2	U
CCB4	Continuing Calibration	10/8/2008	22:05	0.2	0.2	U
CCB5	Continuing Calibration	10/9/2008	0:42	0.0732	0.2	J
CCB6	Continuing Calibration	10/9/2008	3:20	0.2	0.2	U
CCB7	Continuing Calibration	10/9/2008	5:05	0.2	0.2	U

Data Package ID: *ic0810031-1*

FLUORIDE

Method EPA300.0

Calibration Blanks

Lab Name: **Paragon Analytics**
Work Order Number: 0810031
Client Name: URS
ClientProject ID: Cistern Excavation

Run ID: ic081008-2a
Result Units: MG/L

Lab ID	Verification Type	Date Analyzed	Time Analyzed	Result	Reporting Limit	Flag
ICB	Initial Calibration	8/18/2008	11:44	0.1	0.1	U
CCB1	Continuing Calibration	10/8/2008	14:13	0.1	0.1	U
CCB2	Continuing Calibration	10/8/2008	16:50	0.1	0.1	U
CCB3	Continuing Calibration	10/8/2008	19:27	0.1	0.1	U
CCB4	Continuing Calibration	10/8/2008	22:05	0.1	0.1	U
CCB5	Continuing Calibration	10/9/2008	0:42	0.1	0.1	U
CCB6	Continuing Calibration	10/9/2008	3:20	0.1	0.1	U
CCB7	Continuing Calibration	10/9/2008	5:05	0.1	0.1	U

Data Package ID: *ic0810031-1*

SULFATE

Method EPA300.0

Calibration Blanks

Lab Name: **Paragon Analytics**
Work Order Number: 0810031
Client Name: URS
ClientProject ID: Cistern Excavation

Run ID: ic081008-2a
Result Units: MG/L

Lab ID	Verification Type	Date Analyzed	Time Analyzed	Result	Reporting Limit	Flag
ICB	Initial Calibration	8/18/2008	11:44	0.373	1	J
CCB1	Continuing Calibration	10/8/2008	14:13	0.386	1	J
CCB2	Continuing Calibration	10/8/2008	16:50	1	1	U
CCB3	Continuing Calibration	10/8/2008	19:27	1	1	U
CCB4	Continuing Calibration	10/8/2008	22:05	0.453	1	J
CCB5	Continuing Calibration	10/9/2008	0:42	0.378	1	J
CCB6	Continuing Calibration	10/9/2008	3:20	0.381	1	J
CCB7	Continuing Calibration	10/9/2008	5:05	1	1	U

Data Package ID: *ic0810031-1*

Prep Batch ID: IC081008-1

Start Date: 10/08/08
Start Time: 11:00
Prep Analyst: Eric Allen Lintner

End Date: 10/08/08
End Time: 12:00

Concentration Method: NONE
Extract Method: NONE
Initial Volume Units: ml
Final Volume Units: ml

Batch Created By: EAL
Date Created: 10/08/08
Time Created: 12:54
Validated By: EAL
Date Validated: 10/09/08
Time Validated: 8:38

Comments:

QC Batch ID: IC081008-1-1

Lab ID	QC Type	Field ID	Matrix	Date Collected	Initial Wt/Vol	Final Wt/Vol	Cleanup Method	Cleanup DF	Order Number
IC081008-1	MB	XXXXXX	WATER	XXXXXX	5	5	NONE	1	0810055
IC081008-1	LCS	XXXXXX	WATER	XXXXXX	5	5	NONE	1	0810055
0810046-5	MS	XXXXXX	WATER	XXXXXX	5	5	NONE	1	0810046
0810055-13	MS	XXXXXX	WATER	XXXXXX	5	5	NONE	1	0810055
0810055-13	MSD	XXXXXX	WATER	XXXXXX	5	5	NONE	1	0810055
0810031-1	SMP	Cistern 100308	WATER	10/3/2008	5	5	NONE	1	0810031
0810031-2	SMP	CD 100308	WATER	10/3/2008	5	5	NONE	1	0810031
0810046-1	SMP	XXXXXX	WATER	XXXXXX	5	5	NONE	1	0810046
0810046-2	SMP	XXXXXX	WATER	XXXXXX	5	5	NONE	1	0810046
0810046-3	SMP	XXXXXX	WATER	XXXXXX	5	5	NONE	1	0810046
0810046-4	SMP	XXXXXX	WATER	XXXXXX	5	5	NONE	1	0810046
0810046-5	SMP	XXXXXX	WATER	XXXXXX	5	5	NONE	1	0810046
0810046-6	SMP	XXXXXX	WATER	XXXXXX	5	5	NONE	1	0810046
0810046-7	SMP	XXXXXX	WATER	XXXXXX	5	5	NONE	1	0810046
0810046-8	SMP	XXXXXX	WATER	XXXXXX	5	5	NONE	1	0810046
0810046-9	SMP	XXXXXX	WATER	XXXXXX	5	5	NONE	1	0810046
0810055-1	SMP	XXXXXX	WATER	XXXXXX	5	5	NONE	1	0810055
0810055-11	SMP	XXXXXX	WATER	XXXXXX	5	5	NONE	1	0810055
0810055-13	SMP	XXXXXX	WATER	XXXXXX	5	5	NONE	1	0810055
0810055-15	SMP	XXXXXX	WATER	XXXXXX	5	5	NONE	1	0810055
0810055-3	SMP	XXXXXX	WATER	XXXXXX	5	5	NONE	1	0810055
0810055-5	SMP	XXXXXX	WATER	XXXXXX	5	5	NONE	1	0810055
0810055-7	SMP	XXXXXX	WATER	XXXXXX	5	5	NONE	1	0810055
0810055-9	SMP	XXXXXX	WATER	XXXXXX	5	5	NONE	1	0810055

Supporting Raw Data

Alkalinity Raw Data Worksheet

Anal Run ID **AK081009-1A**

Anal Start Date **10/9/2008**

1300-1415
JBM
10/9/08

Rev. C 10/13/08

Standardization Ref ID **AlkalinityCAL081009-1**

Standardization Of Alkalinity

Rep Num	THAM Conc	Aliq Titrated (mL)	vol to pH 4.5(mL)	HCl Conc(N)	Conc Units
1	0.2	1	10.22	0.0195695	N
2	0.2	1	10.19	0.0196271	N
3	0.2	1	10.23	0.0195503	N

Avg HCl Conc: 0.0195823

Num	Don't Use	ReRun Num	Lab ID	QC Type	Anal Dil	Aliq Titrated (mL)	vol to pH 8.3(mL)	vol to pH 4.5(mL)	total vol(mL)	HCO3 (mg/L as CaCO3)	CO3 (mg/L as CaCO3)	OH (mg/L as CaCO3)	Total Alk (mg/L as CaCO3)	Expected	%Rec
1	☐	0	ICV	ICV ~~SMP~~	1	100	4.89	5.28	10.17	3.818552	95.75745	0	99.576		
2	☐	0	ICB	ICB ~~SMP~~	1	100	0	0.26	0.26	2.545699	0	0	2.545699		
3	☐	0	AK081009-1	MB ~~SMP~~	1	100	0	0.25	0.25	2.447788	0	0	2.447788		
4	☐	0	AK081009-1	LCS ~~SMP~~	1	100	5.06	5.14	10.2	0.7832913	99.08644	0	99.86974		
5	☐	0	0809223-1	SMP	1	25	0.08	2.02	2.1	75.97933	6.266336	0	82.24567		
6	☐	0	0809223-1	Dup ~~SMP~~	1	25	0.08	2.03	2.11	76.37097	6.266336	0	82.63731		
7	☐	0	0809223-3	SMP	1	25	0.13	1.97	2.1	72.06287	10.1828	0	82.24567		
8	☐	0	0810008-1	SMP	1	25	0	2.52	2.52	98.6948	0	0	98.6948		
9	☐	0	0810008-2	SMP	1	25	0	2.32	2.32	90.86188	0	0	90.86188		
10	☐	0	0810008-3	SMP	1	25	0	2.54	2.54	99.47809	0	0	99.47809		
11	☐	0	0810031-1	SMP	1	25	0	6.09	6.09	238.5124	0	0	238.5124		
12	☐	0	0810031-2	SMP	1	25	0	6.1	6.1	238.9041	0	0	238.9041		
13	☐	0	0810055-1	SMP	1	25	0	4.98	4.98	195.0397	0	0	195.0397		
14	☐	0	0810055-3	SMP	1	25	0	7	7	274.1522	0	0	274.1522		
15	☐	0	0810055-5	SMP	1	25	0	9.59	9.59	375.5885	0	0	375.5885		
16	☐	0	0810055-7	SMP	1	25	0	7.92	7.92	310.1837	0	0	310.1837		
17	☐	0	0810055-9	SMP	1	25	0	6.97	6.97	272.9773	0	0	272.9773		
18	☐	0	0810055-11	SMP	1	25	0	6.36	6.36	249.0869	0	0	249.0869		
19	☐	0	0810055-13	SMP	1	25	0	2.87	2.87	112.4024	0	0	112.4024		
20	☐	0	0810055-13	DUP	1	25	0	2.94	2.94	115.1439	0	0	115.1439		
21	☐	0	0810055-15	SMP	1	25	0	5.5	5.5	215.4053	0	0	215.4053		
22	☐	0	0810059-1	SMP	1	50	0	3.2	3.2	62.66337	0	0	62.66337		
23	☐	0	CCV1	CCV ~~SMP~~	1	100	4.83	5.28	10.11	4.406025	94.58251	0	98.98854		
24	☐	0	CCB1	CCB ~~SMP~~	1	100	0	0.19	0.19	1.860319	0	0	1.860319		
25	☐	0	0810059-3	SMP	1	50	0	3.29	3.29	64.42577	0	0	64.42577		
26	☐	0	0810059-5	SMP	1	25	0	14.27	14.27	558.8789	0	0	558.8789		

All Corrections JBM 10/14/08

Comments:

Standards, Batch QC, and Matrix Spike Information

ID	Parent ID	Parent Conc	Parent Vol.	Final Vol.
ICV	ST071128-4	10000	1	100
CCV	ST071128-4	10000	1	100

Reagent List:

0.020 N HCl Titrant	RG080912-2
Phenolphthalein Indicator	RG080908-1
Bromocresol Green Indicator	RG081009-3
0.20 N Std. THAM	ST071128-3
0.20 N NaCO3 (ICV, LCS, CCV's - 1.0 mL)	ST071128-4

JBM
10/9/08

Nitrate+Nitrite as N Spike Information

Analysis Date: 10/14/08
Analyst: PJW

10/15/08

Nitrate + Nitrite as N - SOP 1127	**Standards Information:**
Method EPA353.2 PSW 10/14/08	**1st Source 100 ppm NO3-N** *
SM4500-NO3 F	**ST080722-8**
QC10-107-04-1-C	**2nd Source 100 ppm NO3-N** **
	ST080225-1
	1st Source 50 ppm NO2-N: ***
	ST080926-8

Standards, Batch QC, and Matrix Spike Information				
I.D.	Parent Std I.D.	Prnt Std. Conc.	Prnt Std. Vol. (mL)	Final Vol. (mL)
2.0 mg/L NO3-N	*	100 mg/L NO3-N	0.100	5.0
1.0 mg/L NO3-N	*	100 mg/L NO3-N	0.050	5.0
0.50 mg/L NO3-N	*	100 mg/L NO3-N	0.025	5.0
0.20 mg/L NO3-N	*	2.0 mg/L NO3-N	0.500	5.0
0.10 mg/L NO3-N	*	1.0 mg/L NO3-N	0.500	5.0
0.05 mg/L NO3-N	*	0.50 mg/L NO3-N	0.500	5.0
0.01 mg/L NO3-N	*	0.10 mg/L NO3-N	0.500	5.0
1.0 mg/L NO2-N	***	50 mg/L NO3-N	0.100	5.0
ICV (0.50 mg/L NO3-	**	100 mg/L NO3-N	0.025	5.0
LCS (0.50 mg/L NO3-	**	100 mg/L NO3-N	0.025	5.0
LCS (10 mg/kg NO3-	**	100 mg/L NO3-N	0.400	40.0
MS/MSD (0.4 mg/L N	*	100 mg/L NO3-N	0.020	5.0
MS/MSD (4.0 mg/kg	*	100 mg/L NO3-N	0.160	40.0
CCV (1.0 mg/L NO3-	*	100 mg/L NO3-N	0.050	5.0
CRC (2.0 mg/L NO3-	*	100 mg/L NO3-N	0.100	5.0
LLC (0.01 mg/L NO3-	*	0.10 mg/L NO3-N	0.500	5.0

Creator: WETCHEM
Creation Date: Oct 14, 2008 11:15:11
Last Modified: Oct 14, 2008 13:29:49
Description: NOX(353.2);100PPM NO3(1ST):ST080722-8;100PPM NO3(2ND):ST080225-1;50PPM NO2:ST080926-8;NH4CLBUFFER:RG080807-1;SULFANILAMIDE:RG080930-2;CD COLUMN:RG070809-2;10N NAOH:RG080115-3 (*=PEAK INTERFERENCE)

PSW 10/15/08

RW 10/15/08

Cup #	Sample ID	Manual Dilution	Sample Type	
1	2.000 NO3-N	1.0000	CalStd	
2	1.000 NO3-N	1.0000	CalStd	
3	0.500 NO3-N	1.0000	CalStd	
4	0.200 NO3-N	1.0000	CalStd	
5	0.100 NO3-N	1.0000	CalStd	
6	0.050 NO3-N	1.0000	CalStd	
7	0.010 NO3-N	1.0000	CalStd	
8	0.000 NO3-N	1.0000	CalStd	
1	1.000 NO2-N	1.0000	Unknown	
2	ICV	1.0000	Unknown	
3	ICB	1.0000	Unknown	
4	NN081014-1MB	1.0000	Unknown	
5	NN081014-1LCS	1.0000	Unknown	
6	NN081014-2MB	1.0000	Unknown	
7	NN081014-2LCS	1.0000	Unknown	
8	0810031-1	1.0000	Unknown	
9	0810031-1MS	1.0000	Unknown	
10	0810031-1MSD	1.0000	Unknown	
11	0810031-2	1.0000	Unknown	
12	0810032-1	1.0000	Unknown	
13	0810046-1 5X	1.0000	Unknown	
14	CCV	1.0000	Unknown	
15	CCB	1.0000	Unknown	
16	0810046-2 5X	1.0000	Unknown	
17	0810046-3 5X	1.0000	Unknown	
18	0810046-4 5X	1.0000	Unknown	
19	0810046-5 20X	1.0000	Unknown	
20	0810046-6	1.0000	Unknown	
21	0810046-7 2X	1.0000	Unknown	
22	0810046-8 5X	1.0000	Unknown	
23	0810046-9 5X	1.0000	Unknown	
24	0810047-1	1.0000	Unknown	
25	0810047-2	1.0000	Unknown	
26	CCV	1.0000	Unknown	
27	CCB	1.0000	Unknown	
28	0810047-3	1.0000	Unknown	
29	0810047-4	1.0000	Unknown	
30	0810055-1	1.0000	Unknown	
31	0810055-3	1.0000	Unknown	
32	0810055-5	1.0000	Unknown	
33	0810055-7	1.0000	Unknown	
~~34~~	0810059-1 50X	1.0000	Unknown	

Cup #	Sample ID	Manual Dilution	Sample Type	
35	0810059-3	1.0000	Unknown	
~~36~~	0810059-5 50X	1.0000	Unknown	
37	0810066-1	1.0000	Unknown	
38	CCV	1.0000	Unknown	
39	CCB	1.0000	Unknown	
40	0810066-3	1.0000	Unknown	
~~41~~	0810066-5	1.0000	Unknown	
~~42~~	0810066-5MS	1.0000	Unknown	
~~43~~	0810066-5MSD	1.0000	Unknown	
44	0810066-7	1.0000	Unknown	
~~45~~	0810070-3 5X	1.0000	Unknown	
46	0810046-6 5X	1.0000	Unknown	
47	0810046-9 10X	1.0000	Unknown	
48	0810047-1 5X	1.0000	Unknown	
49	0810047-2 5X	1.0000	Unknown	
50	CCV	1.0000	Unknown	
51	CCB	1.0000	Unknown	
52	0810047-3 10X	1.0000	Unknown	
53	0810047-4 5X	1.0000	Unknown	
54	0810059-1 5X	1.0000	Unknown	
55	0810059-3 2X	1.0000	Unknown	
56	0810059-5	1.0000	Unknown	
57	0810066-3 5000X *	1.0000	Unknown	
58	0810066-5	1.0000	Unknown	
59	0810066-5MS	1.0000	Unknown	
60	0810066-5MSD	1.0000	Unknown	
61	0810066-7 5000X *	1.0000	Unknown	
62	CCV	1.0000	Unknown	
63	CCB	1.0000	Unknown	

*SAMPLE SUSPECT TO BE PRESERVED W/ HNO3

PSW
10/14/08

INSTRUMENT: Flow Injection Analysis
TRAY: 1014NOX.TRA METHOD: 1014NOX.MET DATAFILE: 1014NOX.FDT
DATE/TIME: Tue Oct 14 11:50:50 2008 OPERATOR: WETCHEM

*** Begin Calibration ***
Cup# 1 Sample: 2.000 NO3-N Type: CalStd Level: 1 Rep# 1/1
Ch 1: NOX Peak Area = 14616076.0 µv-s
Cup# 2 Sample: 1.000 NO3-N Type: CalStd Level: 2 Rep# 1/1
Ch 1: NOX Peak Area = 7395808.0 µv-s
Cup# 3 Sample: 0.500 NO3-N Type: CalStd Level: 3 Rep# 1/1
Ch 1: NOX Peak Area = 3795835.5 µv-s
Cup# 4 Sample: 0.200 NO3-N Type: CalStd Level: 4 Rep# 1/1
Ch 1: NOX Peak Area = 1419722.0 µv-s
Cup# 5 Sample: 0.100 NO3-N Type: CalStd Level: 5 Rep# 1/1
Ch 1: NOX Peak Area = 765917.6 µv-s
Cup# 6 Sample: 0.050 NO3-N Type: CalStd Level: 6 Rep# 1/1
Ch 1: NOX Peak Area = 391805.6 µv-s
Cup# 7 Sample: 0.010 NO3-N Type: CalStd Level: 7 Rep# 1/1
Ch 1: NOX Peak Area = 106615.6 µv-s
Cup# 8 Sample: 0.000 NO3-N Type: CalStd Level: 8 Rep# 1/1
Ch 1: NOX Peak Area = 28737.8 µv-s
*** Updated Calibration ***
Ch 1: NOX
** 1st Order Poly Calibration **
C[0] = 1.36792e-007
C[1] = -0.00517098
r = 0.9999
*** End Calibration Block ***
*** Calibration Passed ***
Cup# 1 Sample: 1.000 NO2-N Type: Unknown Rep# 1/1
Ch 1: NOX = 1.0539 mg/L
Cup# 2 Sample: ICV Type: Unknown Rep# 1/1
Ch 1: NOX = 0.5164 mg/L
Cup# 3 Sample: ICB Type: Unknown Rep# 1/1
Ch 1: NOX = 0.0015 mg/L
Cup# 4 Sample: NN081014-1MB Type: Unknown Rep# 1/1
Ch 1: NOX = -0.0018 mg/L
Cup# 5 Sample: NN081014-1LCS Type: Unknown Rep# 1/1
Ch 1: NOX = 0.5198 mg/L
Cup# 6 Sample: NN081014-2MB Type: Unknown Rep# 1/1
Ch 1: NOX = -0.0011 mg/L
Cup# 7 Sample: NN081014-2LCS Type: Unknown Rep# 1/1
Ch 1: NOX = 0.5168 mg/L
Cup# 8 Sample: 0810031-1 Type: Unknown Rep# 1/1
Ch 1: NOX = 0.9651 mg/L
Cup# 9 Sample: 0810031-1MS Type: Unknown Rep# 1/1
Ch 1: NOX = 1.4014 mg/L
Cup# 10 Sample: 0810031-1MSD Type: Unknown Rep# 1/1
Ch 1: NOX = 1.4063 mg/L
Cup# 11 Sample: 0810031-2 Type: Unknown Rep# 1/1
Ch 1: NOX = 0.9812 mg/L
Cup# 12 Sample: 0810032-1 Type: Unknown Rep# 1/1
Ch 1: NOX = 0.0013 mg/L
Cup# 13 Sample: 0810046-1 5X Type: Unknown Rep# 1/1
Ch 1: NOX = 0.8020 mg/L
Cup# 14 Sample: CCV Type: Unknown Rep# 1/1
Ch 1: NOX = 1.0230 mg/L
Cup# 15 Sample: CCB Type: Unknown Rep# 1/1
Ch 1: NOX = -0.0026 mg/L
Cup# 16 Sample: 0810046-2 5X Type: Unknown Rep# 1/1
Ch 1: NOX = 0.6842 mg/L
Cup# 17 Sample: 0810046-3 5X Type: Unknown Rep# 1/1
Ch 1: NOX = 0.7858 mg/L
Cup# 18 Sample: 0810046-4 5X Type: Unknown Rep# 1/1
Ch 1: NOX = 0.7899 mg/L
Cup# 19 Sample: 0810046-5 20X Type: Unknown Rep# 1/1
Ch 1: NOX = 0.9294 mg/L
Cup# 20 Sample: 0810046-6 Type: Unknown Rep# 1/1

Ch 1: NOX = 4.2697 mg/L
Cup# 21 Sample: 0810046-7 2X Type: Unknown Rep# 1/1
Ch 1: NOX = 0.6185 mg/L
Cup# 22 Sample: 0810046-8 5X Type: Unknown Rep# 1/1
Ch 1: NOX = 0.8572 mg/L
Cup# 23 Sample: 0810046-9 5X Type: Unknown Rep# 1/1
Ch 1: NOX = 2.9150 mg/L
Cup# 24 Sample: 0810047-1 Type: Unknown Rep# 1/1
Ch 1: NOX = 3.4852 mg/L
Cup# 25 Sample: 0810047-2 Type: Unknown Rep# 1/1
Ch 1: NOX = 2.7815 mg/L
Cup# 26 Sample: CCV Type: Unknown Rep# 1/1
Ch 1: NOX = 1.0322 mg/L
Cup# 27 Sample: CCB Type: Unknown Rep# 1/1
Ch 1: NOX = 0.0032 mg/L
Cup# 28 Sample: 0810047-3 Type: Unknown Rep# 1/1
Ch 1: NOX = 6.5736 mg/L
Cup# 29 Sample: 0810047-4 Type: Unknown Rep# 1/1
Ch 1: NOX = 2.7564 mg/L
Cup# 30 Sample: 0810055-1 Type: Unknown Rep# 1/1
Ch 1: NOX = 0.6125 mg/L
Cup# 31 Sample: 0810055-3 Type: Unknown Rep# 1/1
Ch 1: NOX = 1.1912 mg/L
Cup# 32 Sample: 0810055-5 Type: Unknown Rep# 1/1
Ch 1: NOX = 1.2181 mg/L
Cup# 33 Sample: 0810055-7 Type: Unknown Rep# 1/1
Ch 1: NOX = 0.7442 mg/L
Cup# 34 Sample: 0810059-1 50X Type: Unknown Rep# 1/1
Ch 1: NOX = 0.0610 mg/L
Cup# 35 Sample: 0810059-3 Type: Unknown Rep# 1/1
Ch 1: NOX = 2.1741 mg/L
Cup# 36 Sample: 0810059-5 50X Type: Unknown Rep# 1/1
Ch 1: NOX = -0.0052 mg/L
Cup# 37 Sample: 0810066-1 Type: Unknown Rep# 1/1
Ch 1: NOX = -0.0052 mg/L
Cup# 38 Sample: CCV Type: Unknown Rep# 1/1
Ch 1: NOX = 1.0324 mg/L
Cup# 39 Sample: CCB Type: Unknown Rep# 1/1
Ch 1: NOX = -0.0024 mg/L
Cup# 40 Sample: 0810066-3 Type: Unknown Rep# 1/1
Ch 1: NOX = -0.0052 mg/L
Cup# 41 Sample: 0810066-5 Type: Unknown Rep# 1/1
Ch 1: NOX = -0.0052 mg/L
Cup# 42 Sample: 0810066-5MS Type: Unknown Rep# 1/1
Ch 1: NOX = 0.1893 mg/L
Cup# 43 Sample: 0810066-5MSD Type: Unknown Rep# 1/1
Ch 1: NOX = 0.2193 mg/L
Cup# 44 Sample: 0810066-7 Type: Unknown Rep# 1/1
Ch 1: NOX = -0.0052 mg/L
Cup# 45 Sample: 0810070-3 5X Type: Unknown Rep# 1/1
Ch 1: NOX = -0.0052 mg/L
Cup# 46 Sample: 0810046-6 5X Type: Unknown Rep# 1/1
Ch 1: NOX = 1.1804 mg/L
Cup# 47 Sample: 0810046-9 10X Type: Unknown Rep# 1/1
Ch 1: NOX = 1.8039 mg/L
Cup# 48 Sample: 0810047-1 5X Type: Unknown Rep# 1/1
Ch 1: NOX = 1.0319 mg/L
Cup# 49 Sample: 0810047-2 5X Type: Unknown Rep# 1/1
Ch 1: NOX = 0.7981 mg/L
Cup# 50 Sample: CCV Type: Unknown Rep# 1/1
Ch 1: NOX = 1.0178 mg/L
Cup# 51 Sample: CCB Type: Unknown Rep# 1/1
Ch 1: NOX = -0.0014 mg/L
Cup# 52 Sample: 0810047-3 10X Type: Unknown Rep# 1/1
Ch 1: NOX = 1.1865 mg/L
Cup# 53 Sample: 0810047-4 5X Type: Unknown Rep# 1/1
Ch 1: NOX = 0.6749 mg/L
Cup# 54 Sample: 0810059-1 5X Type: Unknown Rep# 1/1
Ch 1: NOX = 0.6401 mg/L

Cup# 55 Sample: 0810059-3 2X Type: Unknown Rep# 1/1
Ch 1: NOX = 1.0914 mg/L
Cup# 56 Sample: 0810059-5 Type: Unknown Rep# 1/1
Ch 1: NOX = -0.0052 mg/L
Cup# 57 Sample: 0810066-3 5000X Type: Unknown Rep# 1/1
Ch 1: NOX = 0.1661 mg/L
Cup# 58 Sample: 0810066-5 Type: Unknown Rep# 1/1
Ch 1: NOX = -0.0052 mg/L
Cup# 59 Sample: 0810066-5MS Type: Unknown Rep# 1/1
Ch 1: NOX = 0.2994 mg/L
Cup# 60 Sample: 0810066-5MSD Type: Unknown Rep# 1/1
Ch 1: NOX = 0.3902 mg/L
Cup# 61 Sample: 0810066-7 5000X Type: Unknown Rep# 1/1
Ch 1: NOX = 0.0936 mg/L
Cup# 62 Sample: CCV Type: Unknown Rep# 1/1
Ch 1: NOX = 1.0190 mg/L
Cup# 63 Sample: CCB Type: Unknown Rep# 1/1
Ch 1: NOX = -0.0027 mg/L
******* Tray Run Complete *******

pH Calculations and Quality Control Results

Prep & Analysis Date: 10/6/2008
Prep & Analysis Time: 1300-1500
Analyst: JBM

JBM 10/6/08

Reagent List:		
4.01:		10.01:
ST080613-1	JBM 10/6/08	**ST080613-3**
7.00 (CCV):		7.00 (ICV):
ST080613-2		**ST080613-4**

ID	Temp. (°C)	Method	sample vol (g)	sample vol (mL)	pH Value	QC Accdeptance Range (pH units)
pH 4.01	26.8	NA	NA	NA	4.01	
pH 7.00	26.8	NA	NA	NA	7.00	
pH 10.01	26.8	NA	NA	NA	10.01	
ICV - pH 7.00	26.8	NA	NA	NA	6.99	+/- 0.05
0810031-1	26.8	150.1	NA	20.0	7.72	
0810031-1DUP	26.8	150.1	NA	20.0	7.76	
0810031-2	26.8	150.1	NA	20.0	7.66	
CCV- pH 7.00	26.8	NA	NA	NA	6.92	+/- 0.10

DUPLICATE SUMMARY (Aq)

ID	native pH Value	duplic pH Value	difference of native - dup	accept. limit
0810031-1	7.72	7.76	0.04	0.2 pH units

pH INFORMATION:
SOP 1126 / EPA Method 150.1, 9040B and 9045C
Instrument : Fisher Scientific pH / mV meter model 50 (SN C0000643)
Electrode : Orion - Ross Sure-Flow Electrode Model 81-72BN

JBM 10/6/08

1006PH

Specific Conductivity Calculations & Quality Control Results

Prep & Analysis Date: 10/6/2008
Prep & Analysis Time: 1300-1430
Analyst: JBM

JBM 10/6/08

Rev. C 10/7/08

ID	sample vol (mL)	Temp. °C	Conductivity Reading (umhos/cm)	% Recovery	recovery limit
Calibration Standard (*)	NA	26.8	1413		
ICV-2nd Source (**)	NA	26.8	716	100	646.2 - 789.8
0810031-1	45	26.8	563		
0810031-1DUP	45	26.8	569		
0810031-2	45	26.8	565		
CCV-1 (*)	NA	26.8	1360	96	1271.7 - 1554.3

DUPLICATE SUMMARY

ID	native Spec. Cond. Value	duplic Spec. Cond. Value	RPD %	RPD accept. limit
0810031-1	563	569	1	0-10%

Specific Conductivity - EPA Method 120.1/9050A/SM2510B - SOP 1128 Rev5

Instrument : Fisher Scientific Conductivity/pH/mV meter model accumet 50 (SN C0000643)
Electrode : YSI Incorporated. Model 3440 (Cell K = 10/cm) OR
VWR Digital Conductivity Meter w/ electrode NIST (SN A22036)

Reagent List: 0.010 M KCl Solution [1413umhos/cm] (*):
ST080502-1
0.005 M KCl Solution [718umhos/cm] (**):
ST080502-2

JBM 10/6/08

Sulfide in Water Calculations

Prep and Analysis Date: 10/10/2008
Prep and Analysis Time: 1130-1300
Analyst: JBM JBM 10/10/08

F = sulfide (mg/L) = (B*C-D*E)*16*1000/A
G = DL = 2*200/A

Rev G 10/13/08

sample ID:	A sample aliquot titrated mL	B conc std I2 meq/mL	C vol std I2 mL	D thiosulf conc (meq/mL)	E thiosulf vol (mL)	F sulfide conc mg/L	G Detection Limit mg/L
ICV	200	0.0276	9.10	0.02401	3.63	13.11	2
ICB	200	0.0276	2.73	0.02401	2.97	0.32	2
S081010-1MB	200	0.0276	2.76	0.02401	2.96	0.40	2
S081010-1LCS	200	0.0276	9.57	0.02401	4.31	12.84	2
0810055-13	200	0.0276	3.89	0.02401	4.43	0.07	2
0810055-13DUP	200	0.0276	2.70	0.02401	3.03	0.14	2
0810031-1	200	0.0276	2.97	0.02401	3.37	0.08	2
0810031-2	200	0.0276	2.98	0.02401	3.41	0.03	2
0810055-1	200	0.0276	3.04	0.02401	3.47	0.04	2
0810055-3	200	0.0276	2.86	0.02401	3.28	0.01	2
0810055-5	200	0.0276	2.88	0.02401	3.22	0.17	2
0810055-7	200	0.0276	2.89	0.02401	3.18	0.27	2
0810055-9	200	0.0276	2.81	0.02401	3.20	0.05	2
0810055-11	200	0.0276	2.71	0.02401	3.02	0.18	2
0810055-15	200	0.0276	2.79	0.02401	3.14	0.13	2
0810059-1	200	0.0276	2.79	0.02401	3.19	0.03	2
0810059-3	200	0.0276	2.75	0.02401	3.07	0.17	2
0810059-5	200	0.0276	2.77	0.02401	3.15	0.06	2

Concentration of Sodium Thiosulfate = **0.02401**

Standardization of iodine solution:

iodine vol titrated (mL)	thiosulf vol (mL)	thiosulf conc (meq/mL)	calc iodine conc (meq/mL)
2.80	3.18	0.02401	0.0273
2.82	3.24	0.02401	0.0276
2.78	3.23	0.02401	0.0279
		mean =	0.0276

Reagent List:

Sulfide Spike Solution:
ST080430-1
6 N HCl:
RG081010-1
Sodium Thiosulfate Solution:
RG080321-2
Iodine (I2) Solution:
RG080923-1
Starch Indicator:
RG080910-1

JBM 10/10/08

Standardization of sulfide spike

S std vol titrated (mL)	iodine vol titrated (mL)	iodine conc (meq/mL)	thiosulf vol (mL)	calc S std conc (meq/mL)	std conc (mg/L)
0.50	9.03	0.0276	3.99	0.3066	4905
0.50	9.13	0.0276	3.75	0.3236	5178
0.50	9.08	0.0276	3.77	0.3199	5118
				mean =	5067

Sulfide Quality Control Results

Prep and Analysis Date: 10/10/2008

BLANK SUMMARY

	blank S conc (mg/L)	blank reporting limit (mg/L)
S081010-1MB	0.0	2.0

LCS (BLANK SPIKE) SUMMARY

	vol spike S std added (mL)	spike added S conc (mg/L)	S conc found (mg/L)	recovery %	recovery accept limit
ICV	0.50	12.667	13.108	103	80-120 %
S081010-1LCS	0.50	12.667	12.839	101	80-120 %

DUPLICATE SUMMARY

	sample conc (mg/L)	duplic conc (mg/L)	RPD %	RPD accept. limit
0810055-13	ND	ND	NA	0-20%

ND = Not Detected
NA = Not Applicable

JBM 10/10/08

Sulfide Method 376.1 / SOP 1120

TDS Raw Data Worksheet

Anal Run ID **TD081010-1A**

Anal Start Date **10/10/2008**

Prep 10/9/08 1100-1230
Analyze 10/10/08 0915-1500
JBM
10/10/08

Rev. 10/13/08

Num	Don't Use	ReRun Num	Lab ID	QC Type	Samp Vol (ml)	Empty Beaker (g)	A - Beaker + Residue gross (g)	A - Net mass (mg)	B - Beaker + Residue gross (g)	B - Net mass (mg)	gross A vs gross B (+/- 0.5mg)	% mass loss (<= 4%)	calculated conc (mg/L)	DL (mg/L)
1	☐	0	TD081009-1	MB	100	84.4008	84.4005	-0.3	84.4002	-0.6	0.3	NA	-6	20
2	☐	0	TD081009-1	LCS	100	65.6858	65.7256	39.8	65.7249	39.1	0.7	1.77%	391	20
3	☐	0	0810031-1	SMP	100	66.0705	66.1048	34.3	66.1047	34.2	0.1	0.29%	342	20
4	☐	0	0810031-2	SMP	100	78.2768	78.3114	34.6	78.3112	34.4	0.2	0.58%	344	20
5	☐	0	0810047-1	SMP	10	21.1051	21.1373	32.2	21.1372	32.1	0.1	0.31%	3210	200
6	☐	0	0810047-2	SMP	100	78.1437	78.1943	50.6	78.1941	50.4	0.2	0.40%	504	20
7	☐	0	0810047-3	SMP	1	21.4754	21.5107	35.3	21.5101	34.7	0.6	1.71%	34700	2000
8	☐	0	0810047-4	SMP	100	66.7179	66.7685	50.6	66.7678	49.9	0.7	1.39%	499	20
9	☐	0	0810055-1	SMP	100	81.1216	81.1466	25	81.1462	24.6	0.4	1.61%	246	20
10	☐	0	0810055-3	SMP	100	81.0477	81.0827	35	81.0822	34.5	0.5	1.44%	345	20
11	☐	0	0810055-5	SMP	100	65.8922	65.939	46.8	65.9382	46	0.8	1.72%	460	20
12	☐	0	0810055-7	SMP	100	78.0218	78.058	36.2	78.0572	35.4	0.8	2.23%	354	20
13	☐	0	0810055-9	SMP	100	78.1191	78.1491	30	78.15	30.9	0.9	2.96%	309	20
14	☐	0	0810055-11	SMP	100	78.943	78.9734	30.4	78.974	31	0.6	1.95%	310	20
15	☐	0	0810055-13	SMP	100	65.3558	65.37	14.2	65.3705	14.7	0.5	3.46%	147	20
16	☐	0	0810055-13	DUP	100	78.274	78.2891	15.1	78.2894	15.4	0.3	1.97%	154	20
17	☐	0	0810055-15	SMP	100	65.8489	65.875	26.1	65.875	26.1	0	0.00%	261	20
18	☐	0	0810059-1	SMP	100	81.2587	81.2713	12.6	81.2713	12.6	0	0.00%	126	20
19	☐	0	0810059-3	SMP	100	65.8818	65.8932	11.4	65.8932	11.4	0	0.00%	114	20
20	☐	0	0810059-5	SMP	50	76.46	76.5002	40.2	76.5002	40.2	0	0.00%	804	40
21	☐	0	0810032-1	SMP	100	78.1659	78.2018	35.9	78.2017	35.8	0.1	0.28%	358	20

Comments:

Standards, Batch QC, and Matrix Spike Information

ID	Parent ID	Parent Conc	Parent Vol.	Final Vol.
LCS	ST080414-1	40000	1	100

Reagent List:

TDS Spike Solution: 40.0 mg NaCl/mL **ST080414-1**

JBM
10/10/08

Schedule File: C:\PeakNet\schedule\080818.sch

Line	Sample	Sample Type	Method	Data File	Comment
1	5X STD	Calibration	080818.met	c:\peaknet\data\080818\080818_001.dxd	
2	10X STD	Calibration	080818.met	c:\peaknet\data\080818\080818_002.dxd	
3	25X STD	Calibration	080818.met	c:\peaknet\data\080818\080818_003.dxd	
4	100X STD	Calibration	080818.met	c:\peaknet\data\080818\080818_004.dxd	
5	1000X STD	Calibration	080818.met	c:\peaknet\data\080818\080818_005.dxd	
6	0 STD	Calibration	080818.met	c:\peaknet\data\080818\080818_006.dxd	
7	ICV	Sample	080818.met	c:\peaknet\data\080818\080818_007.dxd	ICV
8	ICB	Sample	080818.met	c:\peaknet\data\080818\080818_008.dxd	ICB
9	0808044-1 20X	Sample	080818.met	c:\peaknet\data\080818\080818_009.dxd	CL,SO4-9056
10	0808044-2 200X	Sample	080818.met	c:\peaknet\data\080818\080818_010.dxd	CL,SO4-9056
11	0808044-3 10X	Sample	080818.met	c:\peaknet\data\080818\080818_011.dxd	CL,SO4-9056
12	0808044-4 50X	Sample	080818.met	c:\peaknet\data\080818\080818_012.dxd	CL,SO4-9056
13	0808044-5 100X	Sample	080818.met	c:\peaknet\data\080818\080818_013.dxd	CL,SO4-9056
14	0808044-6 100X	Sample	080818.met	c:\peaknet\data\080818\080818_014.dxd	CL,SO4-9056
15	0808044-7 100X	Sample	080818.met	c:\peaknet\data\080818\080818_015.dxd	CL,SO4-9056
16	0808044-8 100X	Sample	080818.met	c:\peaknet\data\080818\080818_016.dxd	CL,SO4-9056
17	0808044-9 5000X	Sample	080818.met	c:\peaknet\data\080818\080818_017.dxd	CL-9056
18	0808044-10 50X	Sample	080818.met	c:\peaknet\data\080818\080818_018.dxd	CL,SO4-9056
19	CCV	Sample	080818.met	c:\peaknet\data\080818\080818_019.dxd	CCV
20	CCB	Sample	080818.met	c:\peaknet\data\080818\080818_020.dxd	CCB
21	0808044-11 200X	Sample	080818.met	c:\peaknet\data\080818\080818_021.dxd	CL,SO4-9056
22	0808044-12 200X	Sample	080818.met	c:\peaknet\data\080818\080818_022.dxd	CL,SO4-9056
23	0808044-13 200X	Sample	080818.met	c:\peaknet\data\080818\080818_023.dxd	CL,SO4-9056
24	0808044-14 10X	Sample	080818.met	c:\peaknet\data\080818\080818_024.dxd	~~CL,SO4-9056~~
25	0808044-15 50X	Sample	080818.met	c:\peaknet\data\080818\080818_025.dxd	CL,SO4-9056
26	0808044-16 50X	Sample	080818.met	c:\peaknet\data\080818\080818_026.dxd	CL,SO4-9056
27	0808044-17 50X	Sample	080818.met	c:\peaknet\data\080818\080818_027.dxd	CL,SO4-9056
28	0808044-18 200X	Sample	080818.met	c:\peaknet\data\080818\080818_028.dxd	CL,SO4-9056
29	0808044-19 100X	Sample	080818.met	c:\peaknet\data\080818\080818_029.dxd	CL,SO4-9056
30	0808044-20 500X	Sample	080818.met	c:\peaknet\data\080818\080818_030.dxd	CL,SO4-9056
31	CCV	Sample	080818.met	c:\peaknet\data\080818\080818_031.dxd	CCV
32	CCB	Sample	080818.met	c:\peaknet\data\080818\080818_032.dxd	CCB
33	0808044-21 500X	Sample	080818.met	c:\peaknet\data\080818\080818_033.dxd	CL,SO4-9056
34	0808044-22 200X	Sample	080818.met	c:\peaknet\data\080818\080818_034.dxd	CL,SO4-9056
35	0808044-23 200X	Sample	080818.met	c:\peaknet\data\080818\080818_035.dxd	CL,SO4-9056
36	0808044-24 200X	Sample	080818.met	c:\peaknet\data\080818\080818_036.dxd	CL,SO4-9056
37	0808044-25 100X	Sample	080818.met	c:\peaknet\data\080818\080818_037.dxd	CL,SO4-9056
38	0808044-26 500X	Sample	080818.met	c:\peaknet\data\080818\080818_038.dxd	CL,SO4-9056
39	0808044-27 5000X	Sample	080818.met	c:\peaknet\data\080818\080818_039.dxd	CL-9056
40	0808044-28 50X	Sample	080818.met	c:\peaknet\data\080818\080818_040.dxd	CL,SO4-9056
41	0808044-29 50X	Sample	080818.met	c:\peaknet\data\080818\080818_041.dxd	CL,SO4-9056
42	0808044-30 100X	Sample	080818.met	c:\peaknet\data\080818\080818_042.dxd	CL,SO4-9056
43	CCV	Sample	080818.met	c:\peaknet\data\080818\080818_043.dxd	CCV
44	CCB	Sample	080818.met	c:\peaknet\data\080818\080818_044.dxd	CCB
45	0808044-31 200X	Sample	080818.met	c:\peaknet\data\080818\080818_045.dxd	CL,SO4-9056
46	0808044-3 200X	Sample	080818.met	c:\peaknet\data\080818\080818_046.dxd	CL,SO4-9056
47	0808044-33 500X	Sample	080818.met	c:\peaknet\data\080818\080818_047.dxd	CL,SO4-9056
48	0808044-34 1000X	Sample	080818.met	c:\peaknet\data\080818\080818_048.dxd	CL,SO4-9056
49	0808044-35 20X	Sample	080818.met	c:\peaknet\data\080818\080818_049.dxd	CL,SO4-9056
50	0808044-36 200X	Sample	080818.met	c:\peaknet\data\080818\080818_050.dxd	CL,SO4-9056
51	0808114-6 50X	Sample	080818.met	c:\peaknet\data\080818\080818_051.dxd	CL,SO4-9056
52	0808114-11 10X	Sample	080818.met	c:\peaknet\data\080818\080818_052.dxd	CL-9056
53	0808114-12 20X	Sample	080818.met	c:\peaknet\data\080818\080818_053.dxd	CL-9056
54	IC080818-1MB	Sample	080818.met	c:\peaknet\data\080818\080818_054.dxd	WATER
55	CCV	Sample	080818.met	c:\peaknet\data\080818\080818_055.dxd	CCV
56	CCB	Sample	080818.met	c:\peaknet\data\080818\080818_056.dxd	CCB – Cl 0.31mg/L *
57	IC080818-1LCS	Sample	080818.met	c:\peaknet\data\080818\080818_057.dxd	WATER
58	0808139-1 50X	Sample	080818.met	c:\peaknet\data\080818\080818_058.dxd	~~CL~~,SO4-9056
59	0808139-1MS 50X	Sample	080818.met	c:\peaknet\data\080818\080818_059.dxd	~~CL~~,SO4-9056
60	0808139-1MSD 50X	Sample	080818.met	c:\peaknet\data\080818\080818_060.dxd	~~CL~~,SO4-9056
61	0808139-2 100X	Sample	080818.met	c:\peaknet\data\080818\080818_061.dxd	~~CL~~,SO4-9056
62	0808139-3 100X	Sample	080818.met	c:\peaknet\data\080818\080818_062.dxd	CL,SO4-9056
63	0808139-4 100X	Sample	080818.met	c:\peaknet\data\080818\080818_063.dxd	CL,SO4-9056
64	0808139-5 20X	Sample	080818.met	c:\peaknet\data\080818\080818_064.dxd	~~CL~~,SO4-9056
65	0808139-6 50X	Sample	080818.met	c:\peaknet\data\080818\080818_065.dxd	CL,SO4-9056
66	0808139-7 50X	Sample	080818.met	c:\peaknet\data\080818\080818_066.dxd	~~CL~~,SO4-9056
67	CCV	Sample	080818.met	c:\peaknet\data\080818\080818_067.dxd	CCV
68	CCB	Sample	080818.met	c:\peaknet\data\080818\080818_068.dxd	CCB
69	0808139-8 10X	Sample	080818.met	c:\peaknet\data\080818\080818_069.dxd	CL,SO4-9056
70	0808139-9 50X	Sample	080818.met	c:\peaknet\data\080818\080818_070.dxd	CL,SO4-9056
71	0808044-10 100X	Sample	080818.met	c:\peaknet\data\080818\080818_071.dxd	CL-9056
72	0808044-11 500X	Sample	080818.met	c:\peaknet\data\080818\080818_072.dxd	CL-9056
73	0808044-14 20X	Sample	080818.met	c:\peaknet\data\080818\080818_073.dxd	CL,SO4-9056
74	0808044-15 100X	Sample	080818.met	c:\peaknet\data\080818\080818_074.dxd	CL,SO4-9056
75	0808044-18 500X	Sample	080818.met	c:\peaknet\data\080818\080818_075.dxd	CL,SO4-9056
76	0808044-19 200X	Sample	080818.met	c:\peaknet\data\080818\080818_076.dxd	CL,SO4-9056
77	CCV	Sample	080818.met	c:\peaknet\data\080818\080818_077.dxd	CCV
78	CCB	Sample	080818.met	c:\peaknet\data\080818\080818_078.dxd	CCB – SO4 0.52mg/L *
79	STOP.MET	Sample	stop.met		

Default Method Path: C:\PEAKNET\METHOD
Default Data Path: C:\PEAKNET\DATA\080414
Comment:
BatchDx created schedule. Analyst: 8/19/08 JBM 8/19/08
Instrument #1: DIONEX DX-120. ID Serial Number: 99060762
Analytical Column: Dionex IonPac AS14 S/N 022150
Methods: EPA 300.0 and SW9056. Paragon SOP 1113
Eluent: Made daily, 10mL of Eluent Concentrate ID: RG080610-2 to 1000mL of DI water.

* SAMPLES 'ND' OR 10X > THAN FOUND IN BLANK.

Schedule File: C:\PeakNet\schedule\080818.sch

	Final	ID		Aliq
cal std level 1 (1000x)	10.00	ST080722-8,	ST080623-5	0.01
cal std level 2 (100x)	5.00	"	"	0.05
cal std level 3 (25x)	5.00	"	"	0.20
cal std level 4 (10x)	5.00	"	"	0.50
cal std level 5 (5x)	5.00	"	"	1.00
CCV	5.00	ST080722-8,	ST080722-13	0.50
ICV	5.00	ST080225-1		0.25
		ST080623-4		0.05
LCS(aq)	5.00	ST080225-1		0.25
		ST080722-12		0.05
MS/MSD (waters)	5.00	ST080219-9		0.05
		ST080722-11		0.05

Dilutions Table: All to 5mL Final Volume

10X	0.5mL
20X	0.25mL
25X	0.2mL
50X	0.1mL
100X	0.05mL
200X	0.025mL
500X	0.01mL

Method:C:\PEAKNET\METHOD\080818.MET Updated:8/18/08 11:34:26 AM Total:8

JBM 8/19/08

1. Component:Fluoride
Standard:External Fit Type:Quadratic
Origin:Ignore Calibration:Area
r^2=0.999894
Amt=-4.779941e-010*Resp²+
6.495115e-003*Resp+37.98

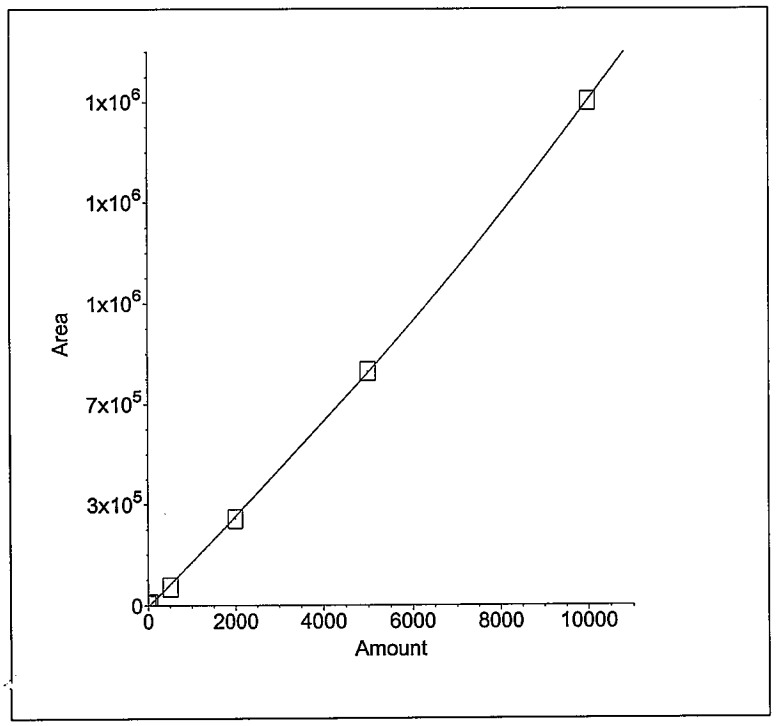

2. Component:Chloride
Standard:External Fit Type:Quadratic
Origin:Ignore Calibration:Area
r^2=0.999982
Amt=-4.081790e-010*Resp²+
7.957583e-003*Resp+2.302

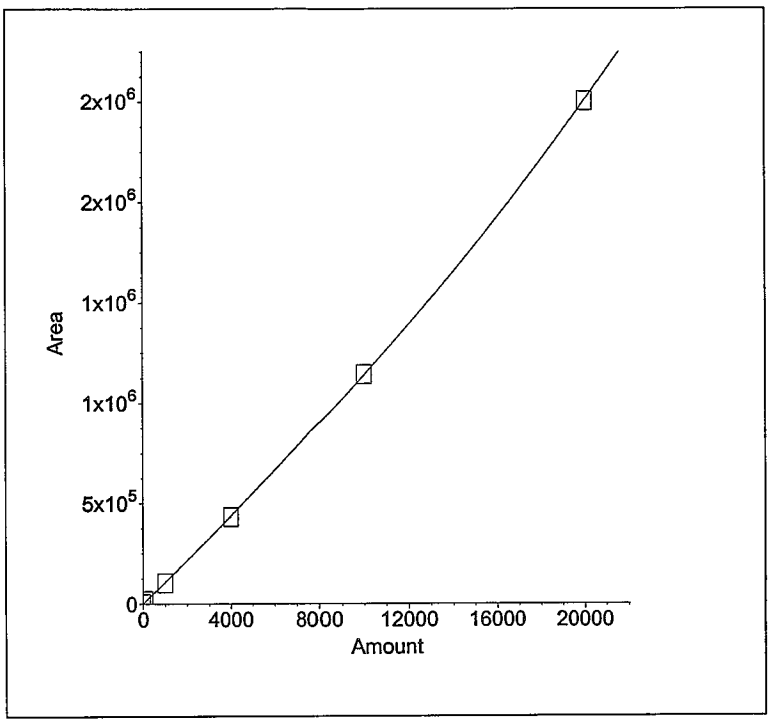

3. Component:Nitrite as N
Standard:External Fit Type:Quadratic
Origin:Ignore Calibration:Area
r^2=0.999998
Amt=-1.486609e-010*Resp²+
3.820952e-003*Resp+12.14

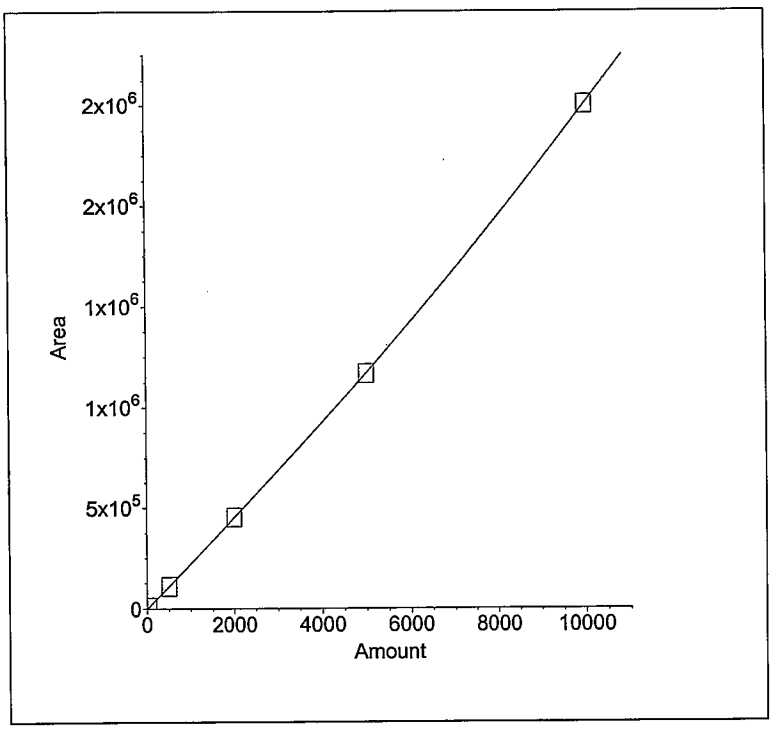

4. Component:Bromide
Standard:External Fit Type:Quadratic
Origin:Ignore Calibration:Area
r^2=0.999999
Amt=-1.413301e-009*Resp²+
1.929789e-002*Resp+4.883

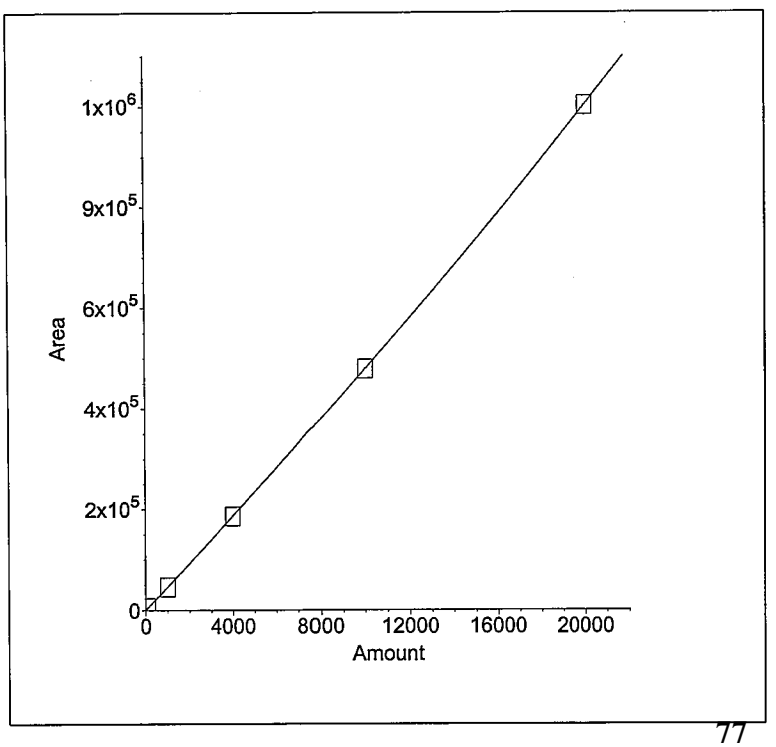

77

5. Component:Nitrate as N
Standard:External Fit Type:Quadratic
Origin:Ignore Calibration:Area
r^2=0.999957
Amt=-6.684618e-011*Resp²+
2.982954e-003*Resp+31.14

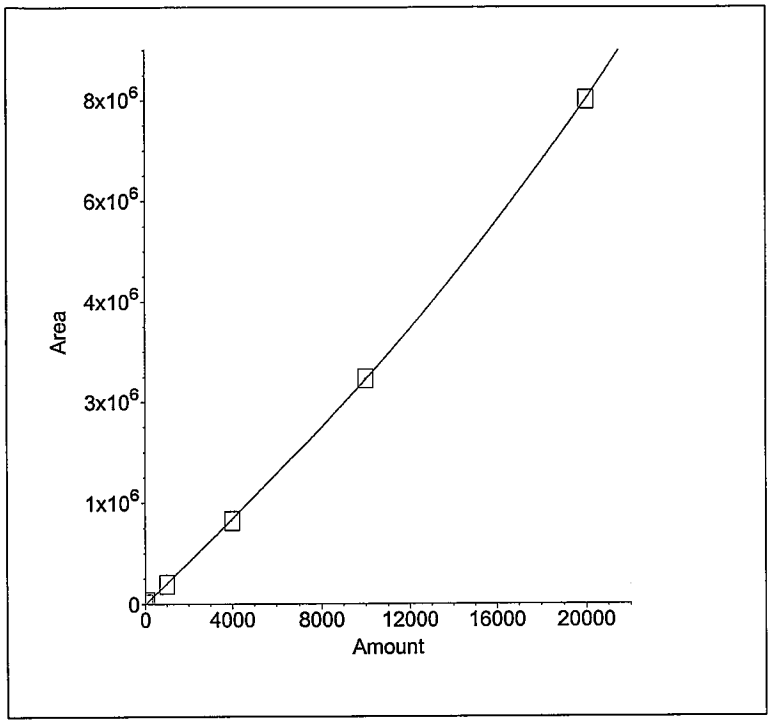

6. Component:Orthophosphate as P
Standard:External Fit Type:Quadratic
Origin:Ignore Calibration:Area
r^2=0.999931
Amt=-3.408274e-010*Resp²+
8.704931e-003*Resp+-54.69

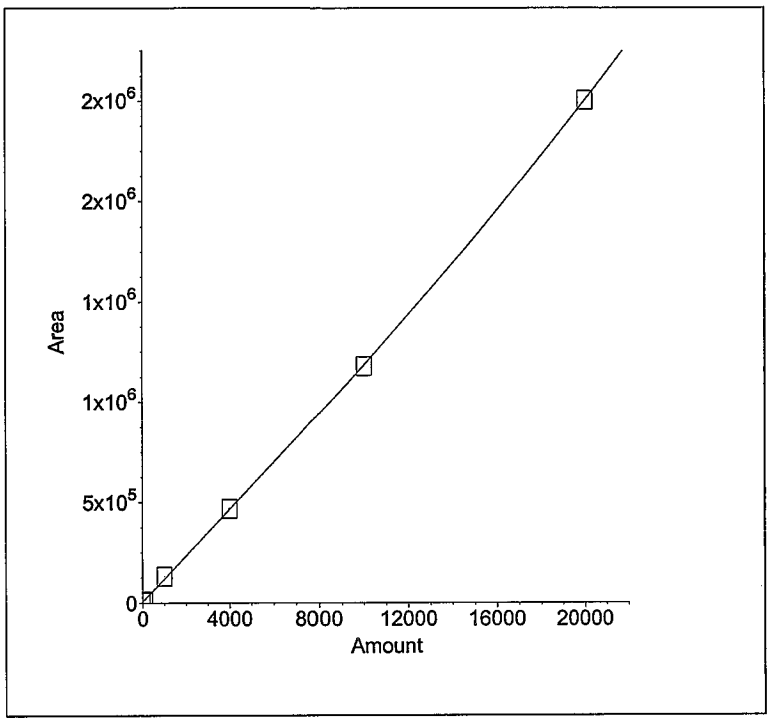

7. Component:Sulfate
Standard:External Fit Type:Quadratic
Origin:Ignore Calibration:Area
r^2=0.999925
Amt=-1.465179e-010*Resp²+
9.940946e-003*Resp+357.5

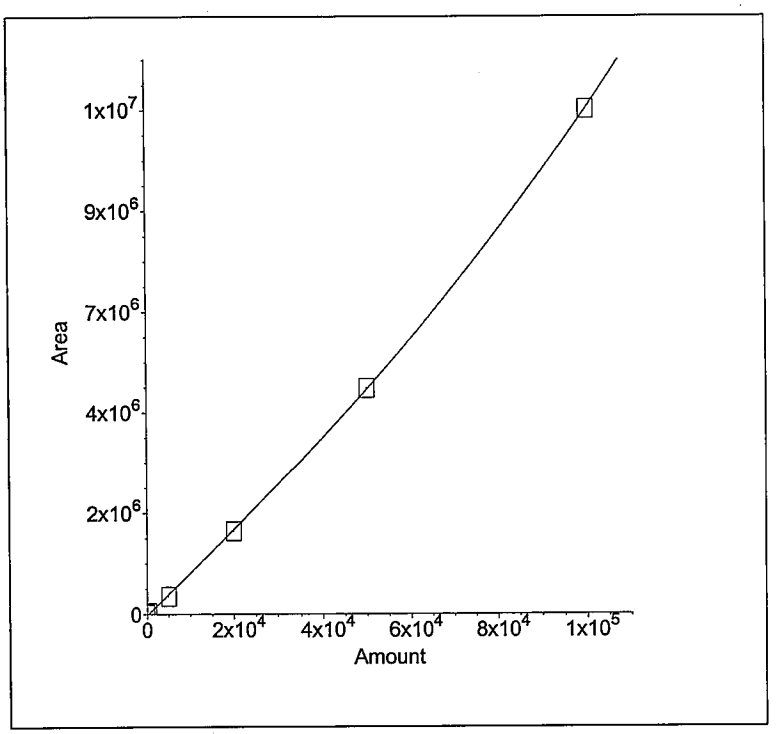

8. Component:Nitrate/Nitrite as N
Standard:External Fit Type:
Origin:Ignore Calibration:Area

(No Levels Component)

Method Information : Select Module(s)

System Name : DX120
System Number : 1
Method Type : Ion Chromatography
Column : AS14 4-MM
Analyst : SJL
Comment : Flow rate = 1.2 mL/min,
Eluent = 3.5mM Na2CO3 / 1.0 mM NaHCO3

DX-120 Timed Events

Module Name :
Module Serial Number :
System Mode : Column
Column : A
Pump : On
SRS / Cell : On
Eluent Pressure : On
Pressure Unit : psi
TTL 1 Label : TTL 1
TTL 2 Label : TTL 2
Comment :

Time	Offset	Valve	TTL1	TTL2	AC	Collect
Init	*	Load	Low	Low	Off	
0.00		Load	Low	Low	Off	Begin
0.01		Inject	Low	Low	Off	
0.40		Load	Low	Low	Off	
10.80		Load	High	Low	Off	
10.90		Load	Low	Low	Off	

DX-120 Detector Parameters

Detector Type : DX-120
Data collection time (minutes) : 13.00
Data Collection Rate : 5.00
Real time plot scale maximum (μS) : 40.000
Real time plot scale minimum (μS) : -3.000

DX-120 Integration Parameters

Peak detection algorithm : Standard
Starting peak width (seconds) : 8.00
Peak threshold : 0.50
Peak area reject (area counts) : 800.00
Reference peak area reject (area counts) : 800.00

DX-120 Smoothing Parameters

Filter Type : No filter

DX-120 Report Data

Report Format File : C:\PeakNet\method\Default2.rpt
Print Sample Analysis : Yes
Print Calibration Update : Yes
Print Check Standard : No
System Suitability Tests :
No system suitability tests selected.

DX-120 Integration Data Events

Time	Description
0.00	Stop peak detection
0.05	Force baseline at start of all peaks
1.90	Start peak detection
2.20	Void volume treatment for this peak
3.00	Void volume treatment for this peak

DX-120 Calibration Parameters

External or internal calibration : EXTERNAL
Number of replicates for calibration : 1
Rejection : Manual
Level Weighting : Equal
Calibration standard volume : 1.00
Default sample volume : 1.00
Amount units : ug/L
Replace retention time : Yes
Update response : Yes
Default dilution factor : 1.00
Default response factor for unknown peaks : 0.00
Calculate unknowns by area or height : Area

DX-120 Component Identification Table

Component	Retention	Tolerance	Reference
Fluoride	3.12 min	5.00 %	
Chloride	4.25 min	5.00 %	
Nitrite as N	5.04 min	4.90 %	
Bromide	6.25 min	7.30 %	
Nitrate as N	7.23 min	10.00 %	
Orthophosphate as P	8.92 min	4.10 %	
Sulfate	10.47 min	4.10 %	
Nitrate/Nitrite as N	20.00 min	5.00 %	

DX-120 Component Quantitation Table

Component	Retention	Low Limit	High Limit
Fluoride	3.12 min	100	10000
Chloride	4.25 min	200	20000
Nitrite as N	5.04 min	100	10000
Bromide	6.25 min	200	20000
Nitrate as N	7.23 min	200	20000
Orthophosphate as P	8.92 min	300	20000
Sulfate	10.47 min	500	100000
Nitrate/Nitrite as N	20.00 min	0	0

DX-120 Component Calibration Table

Component	Retention Time	Curve Fit	Origin	Cal. by	Response Component	Relative Factor
Fluoride	3.12 min	Quadratic	Ignore	Area		0.00
Chloride	4.25 min	Quadratic	Ignore	Area		0.00
Nitrite as N	5.04 min	Quadratic	Ignore	Area		0.00
Bromide	6.25 min	Quadratic	Ignore	Area		0.00
Nitrate as N	7.23 min	Quadratic	Ignore	Area		0.00
Orthophosphate as P	8.92 min	Quadratic	Ignore	Area		0.00
Sulfate	10.47 min	Quadratic	Ignore	Area		0.00
Nitrate/Nitrite as N	20.00 min	—	Ignore	Area	Fluoride	0.00

DX-120 Component = Fluoride Levels Table

Retention Time : 3.12 min
Amount units : ug/L
Replicate unit type : Area
Number of levels : 6
Number of replicates : 1

Level	Amount	Replicate 1
1	50.00	5459.3
2	500.00	64007.4
3	2000.00	301449
4	5000.00	818410
5	10000.00	1.76114e+006
6	0.00	1020.6

DX-120 Component = Chloride Levels Table

Retention Time : 4.25 min
Amount units : ug/L
Replicate unit type : Area
Number of levels : 6
Number of replicates : 1

Level	Amount	Replicate 1
1	100.00	17567.8
2	1000.00	120860
3	4000.00	511326
4	10000.00	1.35363e+006
5	20000.00	2.96275e+006
6	0.00	1435.4

DX-120 Component = Nitrite as N Levels Table

Retention Time : 5.04 min
Amount units : ug/L
Replicate unit type : Area
Number of levels : 6
Number of replicates : 1

Level	Amount	Replicate 1
1	50.00	8652.5
2	500.00	128555
3	2000.00	533409
4	5000.00	1.37801e+006
5	10000.00	2.95359e+006
6	0.00	0

DX-120 Component = Bromide Levels Table

Retention Time : 6.25 min
Amount units : ug/L
Replicate unit type : Area
Number of levels : 6
Number of replicates : 1

Level	Amount	Replicate 1
1	100.00	5265.1
2	1000.00	51706.5
3	4000.00	209678
4	10000.00	539609
5	20000.00	1.1295e+006
6	0.00	0

DX-120 Component = Nitrate as N Levels Table

Retention Time : 7.23 min
Amount units : ug/L
Replicate unit type : Area
Number of levels : 6
Number of replicates : 1

Level	Amount	Replicate 1
1	100.00	34614
2	1000.00	314492
3	4000.00	1.34385e+006
4	10000.00	3.65859e+006
5	20000.00	8.19771e+006
6	0.00	3589.6

DX-120 Component = Orthophosphate as P Levels Table

Retention Time : 8.92 min
Amount units : ug/L
Replicate unit type : Area
Number of levels : 6
Number of replicates : 1

Level	Amount	Replicate 1
1	100.00	9180.5
2	1000.00	134362
3	4000.00	478617
4	10000.00	1.20743e+006
5	20000.00	2.56163e+006
6	0.00	2352.5

DX-120 Component = Sulfate Levels Table

Retention Time : 10.47 min
Amount units : ug/L
Replicate unit type : Area
Number of levels : 6
Number of replicates : 1

Level	Amount	Replicate 1
1	500.00	36383.6
2	5000.00	425482
3	20000.00	1.99764e+006
4	50000.00	5.45926e+006
5	100000.00	1.22203e+007
6	0.00	1242.3

DX-120 Component = Nitrate/Nitrite as N Levels Table

Retention Time : 20.00 min
Amount units : ug/L
Replicate unit type : Area
Number of levels : 0
Number of replicates : 1

DX-120 XY Data Parameters

Calibration Update Report

Sample Name : 5X STD
Data File Name : c:\peaknet\data\080818\080818_001.DXD

Method File Name : C:\PEAKNET\METHOD\080818.met
Schedule File Name : c:\peaknet\schedule\080818.sch
Date Time Acquired : 8/18/08 10:12:50 AM
Calibration Date : 8/18/08 11:34:26 AM

System Operator : WETCHEM
Datafile Updated : 8/18/08 10:25:52 AM
Method Comment : Flow rate = 1.2 mL/min, Eluent = ...

Peak Information : All Components

Peak #	Analyte	Retention Time (min.)	Concentration (ug/L)	Peak Area
2	Fluoride	3.12	10000	1761138
3	Chloride	4.25	20000	2962752
4	Nitrite as N	5.05	10000	2953590
5	Bromide	6.23	20000	1129503
6	Nitrate as N	7.13	20000	8197709
7	Orthophosphate as P	8.88	20000	2561630
8	Sulfate	10.41	100000	12220272
	Nitrate/Nitrite as N			

Calibration Update Report

Sample Name : 5X STD
Data File Name : c:\peaknet\data\080818\080818_001.DXD

Method File Name : C:\PEAKNET\METHOD\080818.met	System Operator : WETCHEM
Schedule File Name : c:\peaknet\schedule\080818.sch	Datafile Updated : 8/18/08 10:25:52 AM
Date Time Acquired : 8/18/08 10:12:50 AM	Method Comment : Flow rate = 1.2 mL/min, Eluent = ...
Calibration Date : 8/18/08 11:34:26 AM	

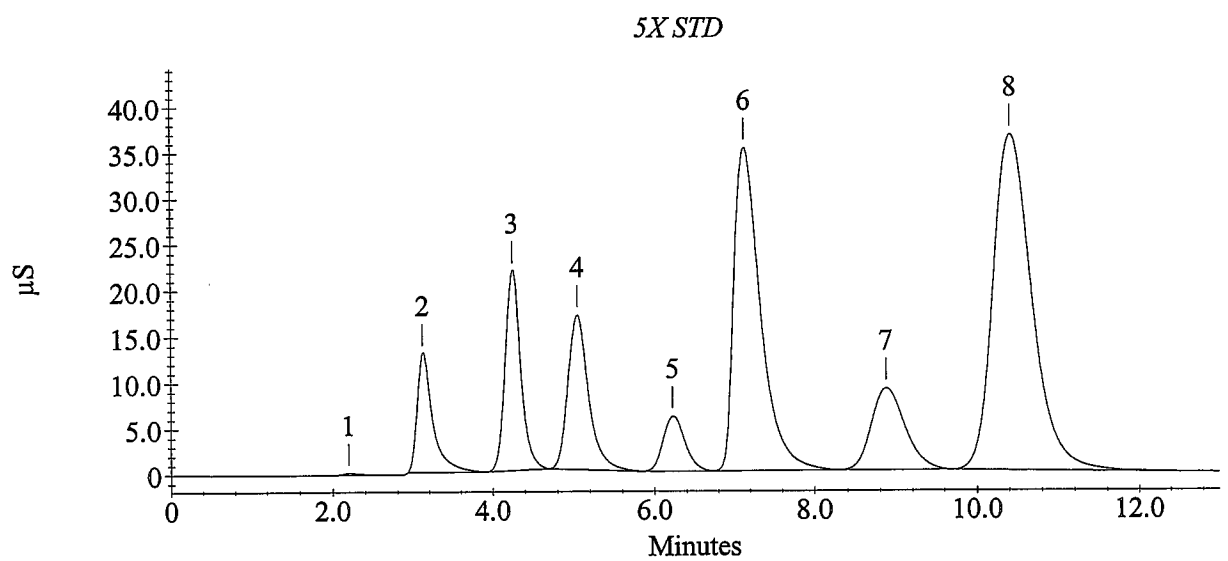

Calibration Update Report

Sample Name : 10X STD
Data File Name : c:\peaknet\data\080818\080818_002.DXD

Method File Name : C:\PEAKNET\METHOD\080818.met
Schedule File Name : c:\peaknet\schedule\080818.sch
Date Time Acquired : 8/18/08 10:25:55 AM
Calibration Date : 8/18/08 11:34:26 AM

System Operator : WETCHEM
Datafile Updated : 8/18/08 10:39:00 AM
Method Comment : Flow rate = 1.2 mL/min, Eluent = ...

Peak Information : All Components

Peak #	Analyte	Retention Time (min.)	Concentration (ug/L)	Peak Area
2	Fluoride	3.13	5000	818410
3	Chloride	4.25	10000	1353630
4	Nitrite as N	5.05	5000	1378015
5	Bromide	6.25	10000	539609
6	Nitrate as N	7.19	10000	3658592
7	Orthophosphate as P	8.91	10000	1207432
8	Sulfate	10.45	50000	5459263
	Nitrate/Nitrite as N			

Calibration Update Report

Sample Name : 10X STD
Data File Name : c:\peaknet\data\080818\080818_002.DXD

Method File Name : C:\PEAKNET\METHOD\080818.met
Schedule File Name : c:\peaknet\schedule\080818.sch
Date Time Acquired : 8/18/08 10:25:55 AM
Calibration Date : 8/18/08 11:34:26 AM

System Operator : WETCHEM
Datafile Updated : 8/18/08 10:39:00 AM
Method Comment : Flow rate = 1.2 mL/min, Eluent = ...

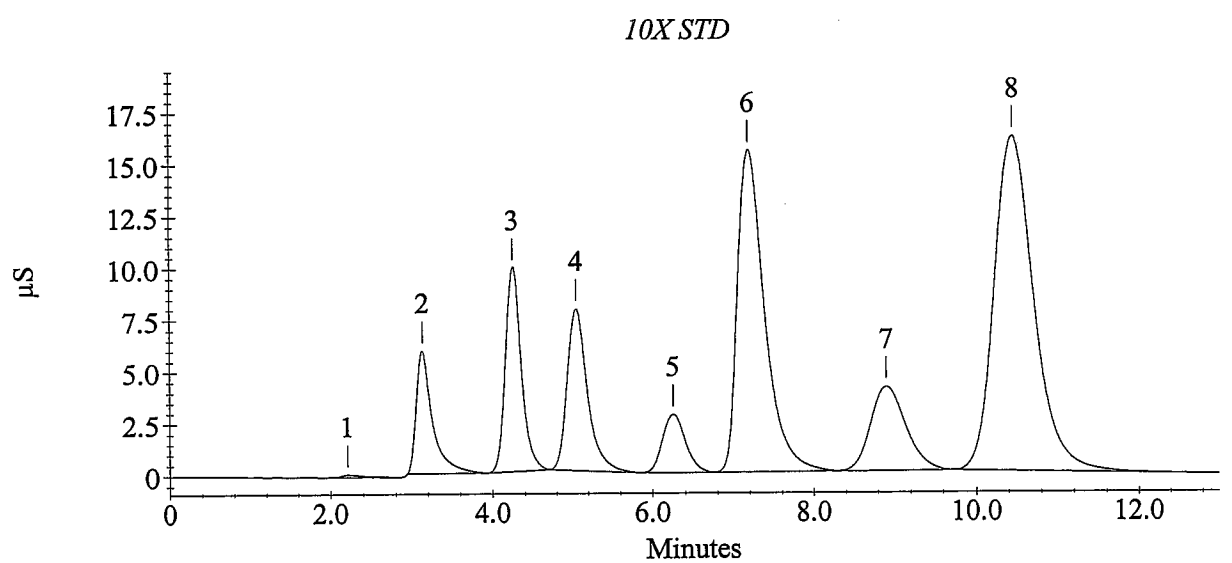

Calibration Update Report

Sample Name : 25X STD
Data File Name : c:\peaknet\data\080818\080818_003.DXD

Method File Name : C:\PEAKNET\METHOD\080818.met
Schedule File Name : c:\peaknet\schedule\080818.sch
Date Time Acquired : 8/18/08 10:39:02 AM
Calibration Date : 8/18/08 11:34:26 AM

System Operator : WETCHEM
Datafile Updated : 8/18/08 10:52:08 AM
Method Comment : Flow rate = 1.2 mL/min, Eluent = ...

Peak Information : All Components

Peak #	Analyte	Retention Time (min.)	Concentration (ug/L)	Peak Area
2	Fluoride	3.12	2000	301449
3	Chloride	4.25	4000	511326
4	Nitrite as N	5.04	2000	533409
5	Bromide	6.25	4000	209678
6	Nitrate as N	7.23	4000	1343854
7	Orthophosphate as P	8.92	4000	478617
8	Sulfate	10.47	20000	1997639
	Nitrate/Nitrite as N			

Calibration Update Report

Sample Name : 25X STD
Data File Name : c:\peaknet\data\080818\080818_003.DXD

Method File Name : C:\PEAKNET\METHOD\080818.met	System Operator : WETCHEM
Schedule File Name : c:\peaknet\schedule\080818.sch	Datafile Updated : 8/18/08 10:52:08 AM
Date Time Acquired : 8/18/08 10:39:02 AM	Method Comment : Flow rate = 1.2 mL/min, Eluent = ...
Calibration Date : 8/18/08 11:34:26 AM	

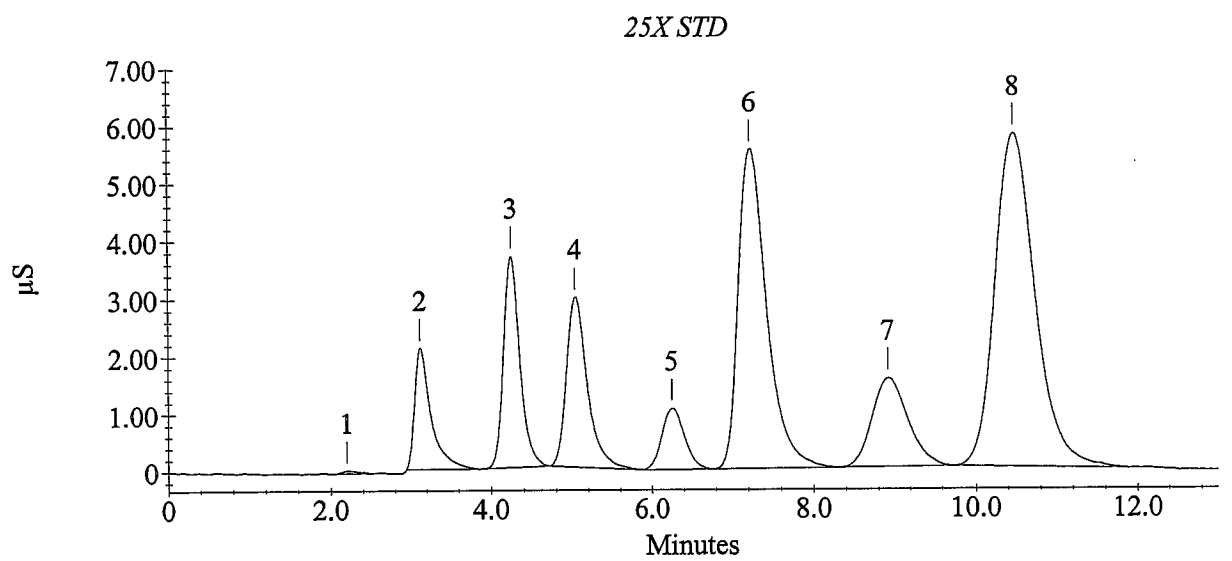

Calibration Update Report

Sample Name : 100X STD
Data File Name : c:\peaknet\data\080818\080818_004.DXD

Method File Name : C:\PEAKNET\METHOD\080818.met
Schedule File Name : c:\peaknet\schedule\080818.sch
Date Time Acquired : 8/18/08 10:52:10 AM
Calibration Date : 8/18/08 11:34:26 AM

System Operator : WETCHEM
Datafile Updated : 8/18/08 11:05:15 AM
Method Comment : Flow rate = 1.2 mL/min, Eluent = ...

Peak Information : All Components

Peak #	Analyte	Retention Time (min.)	Concentration (ug/L)	Peak Area
2	Fluoride	3.12	500	64007
3	Chloride	4.24	1000	120860
4	Nitrite as N	5.04	500	128555
5	Bromide	6.24	1000	51706
6	Nitrate as N	7.25	1000	314492
7	Orthophosphate as P	8.96	1000	134362
8	Sulfate	10.48	5000	425482
	Nitrate/Nitrite as N			

Calibration Update Report

Sample Name : 100X STD
Data File Name : c:\peaknet\data\080818\080818_004.DXD

Method File Name : C:\PEAKNET\METHOD\080818.met	System Operator : WETCHEM
Schedule File Name : c:\peaknet\schedule\080818.sch	Datafile Updated : 8/18/08 11:05:15 AM
Date Time Acquired : 8/18/08 10:52:10 AM	Method Comment : Flow rate = 1.2 mL/min, Eluent = ...
Calibration Date : 8/18/08 11:34:26 AM	

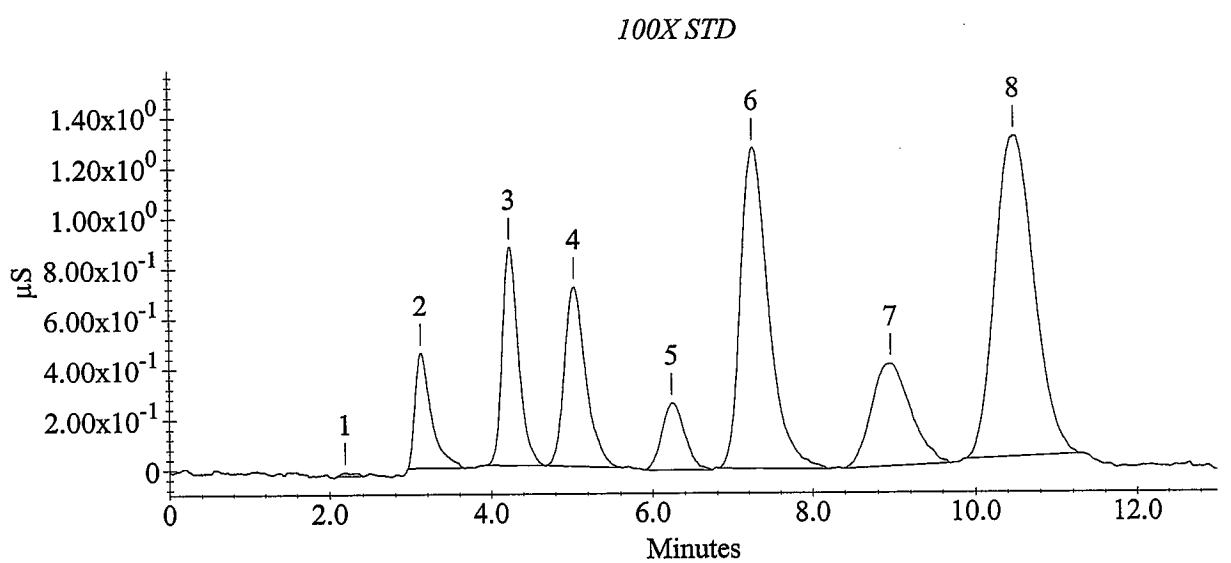

Calibration Update Report

Sample Name : 1000X STD
Data File Name : c:\peaknet\data\080818\080818_005.DXD

Method File Name : C:\PEAKNET\METHOD\080818.met
Schedule File Name : c:\peaknet\schedule\080818.sch
Date Time Acquired : 8/18/08 11:05:17 AM
Calibration Date : 8/18/08 11:34:26 AM

System Operator : WETCHEM
Datafile Updated : 8/18/08 11:18:23 AM
Method Comment : Flow rate = 1.2 mL/min, Eluent = ...

Peak Information : All Components

Peak #	Analyte	Retention Time (min.)	Concentration (ug/L)	Peak Area
1	Fluoride	3.13	50	5459
2	Chloride	4.24	100	17568
4	Nitrite as N	5.01	50	8653
6	Bromide	6.24	100	5265
7	Nitrate as N	7.25	100	34614
8	Orthophosphate as P	9.04	100	9181
10	Sulfate	10.53	500	36384
	Nitrate/Nitrite as N			

Calibration Update Report

Sample Name : 1000X STD
Data File Name : c:\peaknet\data\080818\080818_005.DXD

Method File Name : C:\PEAKNET\METHOD\080818.met	System Operator : WETCHEM
Schedule File Name : c:\peaknet\schedule\080818.sch	Datafile Updated : 8/18/08 11:18:23 AM
Date Time Acquired : 8/18/08 11:05:17 AM	Method Comment : Flow rate = 1.2 mL/min, Eluent = ...
Calibration Date : 8/18/08 11:34:26 AM	

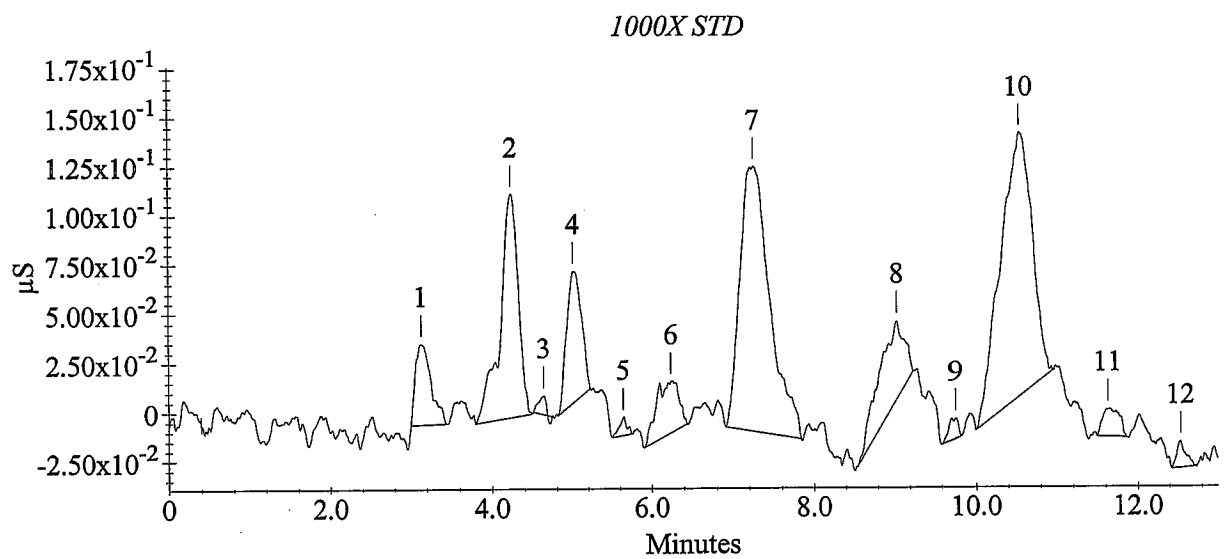

Calibration Update Report

Sample Name : 0 STD
Data File Name : c:\peaknet\data\080818\080818_006.DXD

Method File Name : C:\PEAKNET\METHOD\080818.met
Schedule File Name : c:\peaknet\schedule\080818.sch
Date Time Acquired : 8/18/08 11:18:25 AM
Calibration Date : 8/18/08 11:34:26 AM

System Operator : WETCHEM
Datafile Updated : 8/18/08 11:31:31 AM
Method Comment : Flow rate = 1.2 mL/min, Eluent = ...

Peak Information : All Components

Peak #	Analyte	Retention Time (min.)	Concentration (ug/L)	Peak Area
3	Fluoride	3.15	0	1021
5	Chloride	4.24	0	1435
	Nitrite as N			
	Bromide			
7	Nitrate as N	7.65	0	3590
9	Orthophosphate as P	8.97	0	2352
11	Sulfate	10.52	0	1242
	Nitrate/Nitrite as N			

Calibration Update Report

Sample Name : 0 STD
Data File Name : c:\peaknet\data\080818\080818_006.DXD

Method File Name : C:\PEAKNET\METHOD\080818.met	System Operator : WETCHEM
Schedule File Name : c:\peaknet\schedule\080818.sch	Datafile Updated : 8/18/08 11:31:31 AM
Date Time Acquired : 8/18/08 11:18:25 AM	Method Comment : Flow rate = 1.2 mL/min, Eluent = ...
Calibration Date : 8/18/08 11:34:26 AM	

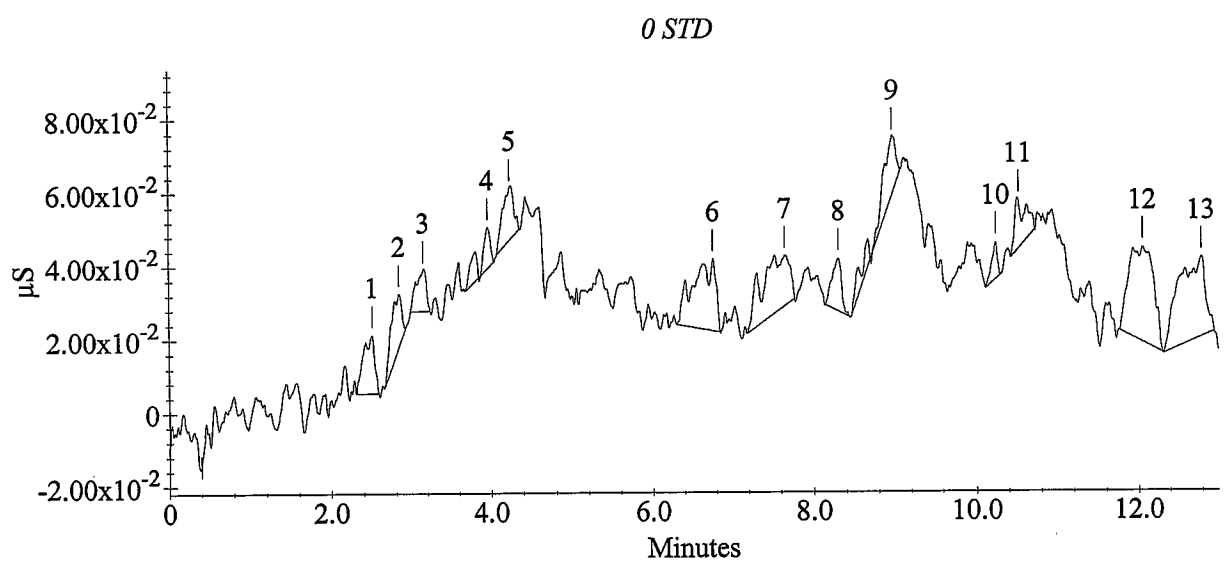

080818V

DAILY VERIFICATION FOR ION CHROMATOGRAPH
(Used internally for comparative check purposes)

JBM
8/19/08

Analysis Date: 08/18/08
Analyst Name: EAL
Filename for CV: 080818/080818_007.DXD
Calibration Date: 08/18/08
Method ID: 080818.met
Updated Method date: NA

Calibration Equation Verification

Analyte	calibration type:	1st regression coefficient	2nd regression coefficient	intercept	A conc reported by PeakNet ug/L	observed peak area	B conc calc by spread-sheet ug/L	A/B *100 agreement %
Cl	quad. incl. 0,0	-4.081790E-10	7.957583E-03	2.302	5073.9	659652	5073.9	100.0

Retention Time (RT) Verification

Analyte	RT at calibration	RT in updated method (1st ICV or CCV)	deviation % (calibration vs. update) 10% tolerance	window width tolerance (NA)
F	3.12	3.11	0.3	5.00 %
Cl	4.25	4.21	0.9	5.00 %
NO2-N	5.04	5.00	0.8	4.90 %
Br	6.25	6.17	1.3	7.30 %
NO3-N	7.23	7.12	1.5	10.00%
PO4-P	8.92	8.87	0.6	4.10 %
SO4	10.47	10.40	0.7	4.10 %

Sample Analysis Report

Sample Name : ICV
Data File Name : c:\peaknet\data\080818\080818_007.DXD

Method File Name : C:\PEAKNET\METHOD\080818.met
Date, Time Analyzed : 8/18/08 11:31:33 AM
System Operator : WETCHEM
Calibration Updated : 8/18/08 11:36:14 AM

Current Date : 8/18/08
Current Time : 11:54:02 AM
Datafile Updated : 8/18/08 11:44:34 AM
Method Comment : Flow rate = 1.2 mL/min, Eluent = ...

Peak Information : All Components

Peak Number	Analyte	Retention Time (min.)	Concentration (ug/L)	Limit Exceeded	Peak Area
2	Fluoride	3.11	2560.8		400204
3	Chloride	4.21	5073.9		659652
4	Nitrite as N	5.00	2015.7		535524
5	Bromide	6.17	4956.2		261585
6	Nitrate as N	7.12	4946.7		1713675
7	Orthophosphate as P	8.87	5069.4		602878
8	Sulfate	10.40	25529.1		2634406
	Nitrate/Nitrite as N				

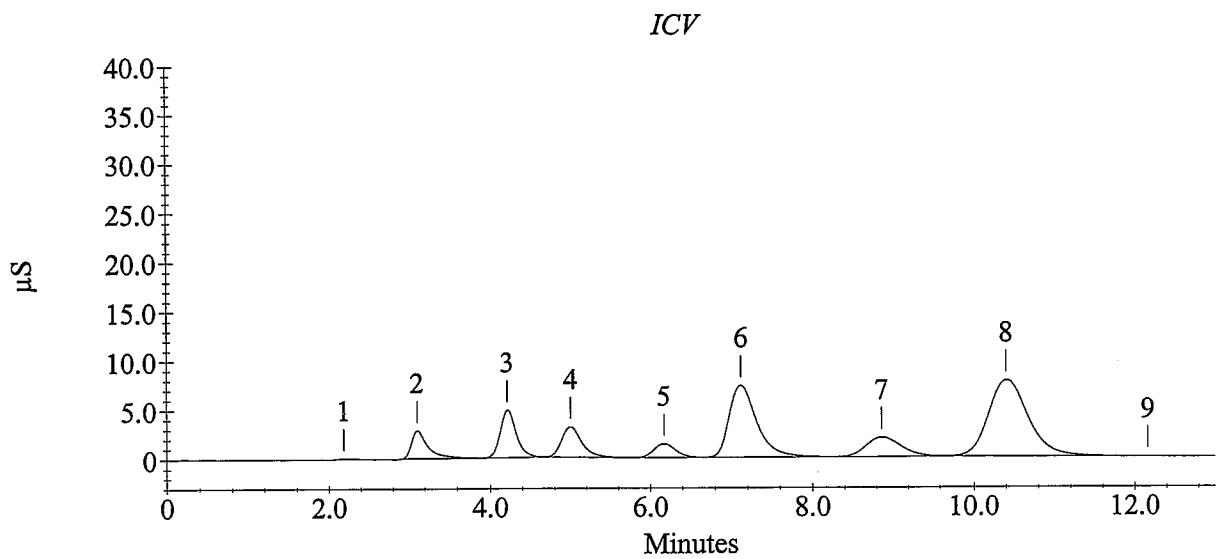

Sample Analysis Report

Sample Name : ICB
Data File Name : c:\peaknet\data\080818\080818_008.DXD

Method File Name : c:\peaknet\method\080818.met
Date, Time Analyzed : 8/18/08 11:44:35 AM
System Operator : WETCHEM
Calibration Updated : 8/18/08 11:36:14 AM

Current Date : 8/18/08
Current Time : 11:57:40 AM
Datafile Updated : 8/18/08 11:57:40 AM
Method Comment : Flow rate = 1.2 mL/min, Eluent = ...

Peak Information : All Components

Peak Number	Analyte	Retention Time (min.)	Concentration (ug/L)	Limit Exceeded	Peak Area
1		2.52	0.0		805
3	Chloride	4.27	20.8	-	2320
4	Nitrite as N	4.99	16.0	-	999
	Bromide				
5	Nitrate as N	7.09	36.0	-	1625
6	Orthophosphate as P	8.88	-29.9	-	2849
7	Sulfate	10.51	373.3	-	1585
	Nitrate/Nitrite as N				

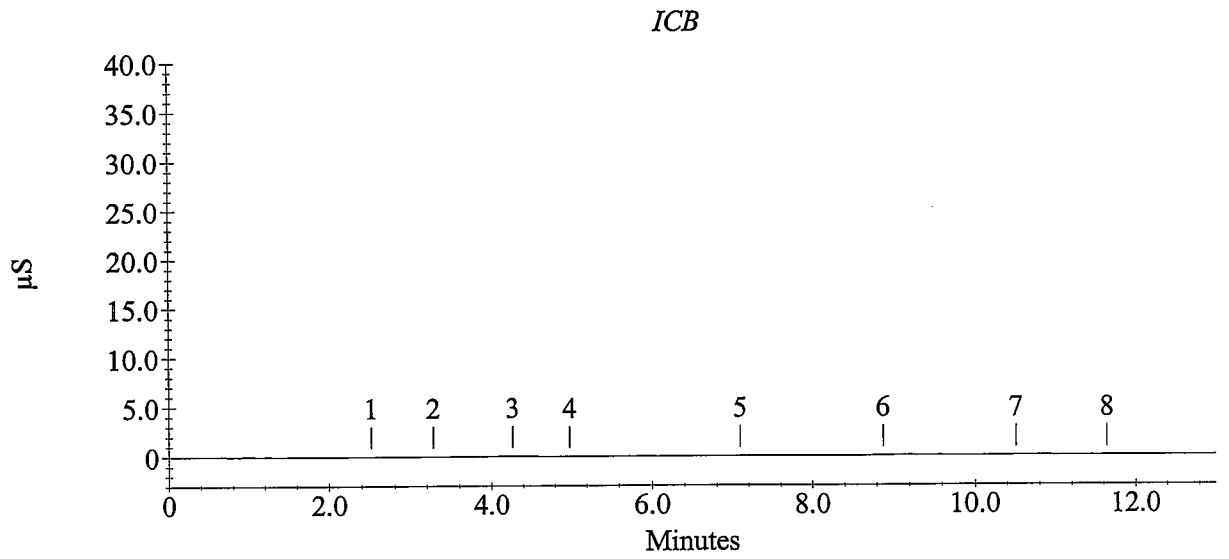

Schedule File: C:\PeakNet\schedule\081008.sch

Line	Sample	Sample Type	Method	Data File	Comment
1	5X STD	Calibration	080818.met	c:\peaknet\data\080818\080818_001.dxd	
2	10X STD	Calibration	080818.met	c:\peaknet\data\080818\080818_002.dxd	
3	25X STD	Calibration	080818.met	c:\peaknet\data\080818\080818_003.dxd	
4	100X STD	Calibration	080818.met	c:\peaknet\data\080818\080818_004.dxd	
5	1000X STD	Calibration	080818.met	c:\peaknet\data\080818\080818_005.dxd	
6	0 STD	Calibration	080818.met	c:\peaknet\data\080818\080818_006.dxd	
7	ICV	Sample	080818.met	c:\peaknet\data\080818\080818_007.dxd	ICV
8	ICB	Sample	080818.met	c:\peaknet\data\080818\080818_008.dxd	ICB
9	CCV	Sample	080818.met	c:\peaknet\data\081008\081007_009.dxd	CCV
10	CCB	Sample	080818.met	c:\peaknet\data\081008\081008_010.dxd	CCB
11	IC081008-1MB	Sample	080818.met	c:\peaknet\data\081008\081008_011.dxd	WATER
12	IC081008-1LCS	Sample	080818.met	c:\peaknet\data\081008\081008_012.dxd	WATER
13	IC081008-2MB	Sample	080818.met	c:\peaknet\data\081008\081008_013.dxd	WATER
14	IC081008-2LCS	Sample	080818.met	c:\peaknet\data\081008\081008_014.dxd	WATER
15	0810011-11 500X	Sample	080818.met	c:\peaknet\data\081008\081008_015.dxd	CL,SO4-9056
16	0810030-1 5X	Sample	080818.met	c:\peaknet\data\081008\081008_016.dxd	CL,SO4-300.0
17	0810030-2 5X	Sample	080818.met	c:\peaknet\data\081008\081008_017.dxd	CL,SO4-300.0
18	0810030-3 5X	Sample	080818.met	c:\peaknet\data\081008\081008_018.dxd	CL,SO4-300.0
19	0810030-7 5X	Sample	080818.met	c:\peaknet\data\081008\081008_019.dxd	CL,SO4-300.0
20	0810030-8 5X	Sample	080818.met	c:\peaknet\data\081008\081008_020.dxd	CL,SO4-300.0
21	CCV	Sample	080818.met	c:\peaknet\data\081008\081008_021.dxd	CCV
22	CCB	Sample	080818.met	c:\peaknet\data\081008\081008_022.dxd	CCB
23	0810030-9 5X	Sample	080818.met	c:\peaknet\data\081008\081008_023.dxd	CL,SO4-300.0
24	0810030-13 5X	Sample	080818.met	c:\peaknet\data\081008\081008_024.dxd	CL,SO4-300.0
25	0810030-14 5X	Sample	080818.met	c:\peaknet\data\081008\081008_025.dxd	CL,SO4-300.0
26	0810030-15 5X	Sample	080818.met	c:\peaknet\data\081008\081008_026.dxd	CL,SO4-300.0
27	0810030-19 5X	Sample	080818.met	c:\peaknet\data\081008\081008_027.dxd	CL,SO4-300.0
28	0810030-20 5X	Sample	080818.met	c:\peaknet\data\081008\081008_028.dxd	CL,SO4-300.0
29	0810030-21 5X	Sample	080818.met	c:\peaknet\data\081008\081008_029.dxd	CL,SO4-300.0
30	0810030-25 5X	Sample	080818.met	c:\peaknet\data\081008\081008_030.dxd	CL,SO4-300.0
31	0810030-26 5X	Sample	080818.met	c:\peaknet\data\081008\081008_031.dxd	CL,SO4-300.0
32	0810030-27 5X	Sample	080818.met	c:\peaknet\data\081008\081008_032.dxd	CL,SO4-300.0
33	CCV	Sample	080818.met	c:\peaknet\data\081008\081008_033.dxd	CCV
34	CCB	Sample	080818.met	c:\peaknet\data\081008\081008_034.dxd	CCB
35	0810030-31 5X	Sample	080818.met	c:\peaknet\data\081008\081008_035.dxd	CL,SO4-300.0
36	0810030-32 5X	Sample	080818.met	c:\peaknet\data\081008\081008_036.dxd	CL,SO4-300.0
37	0810030-33 5X	Sample	080818.met	c:\peaknet\data\081008\081008_037.dxd	CL,SO4-300.0
38	0810030-33MS 5X	Sample	080818.met	c:\peaknet\data\081008\081008_038.dxd	CL,SO4-300.0
39	0810030-1MS 5X	Sample	080818.met	c:\peaknet\data\081008\081008_039.dxd	CL,SO4-300.0
40	0810030-1MSD 5X	Sample	080818.met	c:\peaknet\data\081008\081008_040.dxd	CL,SO4-300.0
41	0810046-1 10X	Sample	080818.met	c:\peaknet\data\081008\081008_041.dxd	CL,SO4-300.0
42	0810046-2 10X	Sample	080818.met	c:\peaknet\data\081008\081008_042.dxd	CL,SO4-300.0
43	0810046-3 10X	Sample	080818.met	c:\peaknet\data\081008\081008_043.dxd	CL,SO4-300.0
44	0810046-4 10X	Sample	080818.met	c:\peaknet\data\081008\081008_044.dxd	CL,SO4-300.0
45	CCV	Sample	080818.met	c:\peaknet\data\081008\081008_045.dxd	CCV
46	CCB	Sample	080818.met	c:\peaknet\data\081008\081008_046.dxd	CCB
47	0810046-5 200X	Sample	080818.met	c:\peaknet\data\081008\081008_047.dxd	CL,~~SO4~~-300.0
48	0810046-5MS 200X	Sample	080818.met	c:\peaknet\data\081008\081008_048.dxd	CL,~~SO4~~-300.0
49	0810046-6 200X	Sample	080818.met	c:\peaknet\data\081008\081008_049.dxd	CL,~~SO4~~-300.0
50	0810046-7 2X	Sample	080818.met	c:\peaknet\data\081008\081008_050.dxd	CL,SO4-300.0
51	0810046-8 5X	Sample	080818.met	c:\peaknet\data\081008\081008_051.dxd	CL,SO4-300.0
52	0810046-9 5X	Sample	080818.met	c:\peaknet\data\081008\081008_052.dxd	CL,SO4-300.0
53	0810055-1	Sample	080818.met	c:\peaknet\data\081008\081008_053.dxd	F,CL,BR,~~NO3~~,SO4-300.0
54	0810055-3	Sample	080818.met	c:\peaknet\data\081008\081008_054.dxd	F,CL,BR,~~NO3~~,SO4-300.0
55	0810055-5	Sample	080818.met	c:\peaknet\data\081008\081008_055.dxd	F,CL,BR,~~NO3~~,SO4-300.0
56	0810055-7	Sample	080818.met	c:\peaknet\data\081008\081008_056.dxd	F,CL,BR,~~NO3~~,SO4-300.0
57	CCV	Sample	080818.met	c:\peaknet\data\081008\081008_057.dxd	CCV
58	CCB	Sample	080818.met	c:\peaknet\data\081008\081008_058.dxd	CCB
59	0810055-9	Sample	080818.met	c:\peaknet\data\081008\081008_059.dxd	F,CL,BR,NO3,SO4-300.0 NO2
60	0810055-11	Sample	080818.met	c:\peaknet\data\081008\081008_060.dxd	F,CL,BR,NO3,SO4-300.0
61	0810055-13	Sample	080818.met	c:\peaknet\data\081008\081008_061.dxd	F,CL,BR,NO3,SO4-300.0
62	0810055-13MS	Sample	080818.met	c:\peaknet\data\081008\081008_062.dxd	F,CL,BR,NO3,SO4-300.0
63	0810055-13MSD	Sample	080818.met	c:\peaknet\data\081008\081008_063.dxd	F,CL,BR,NO3,SO4-300.0
64	0810055-15	Sample	080818.met	c:\peaknet\data\081008\081008_064.dxd	F,CL,BR,NO3,SO4-300.0
65	0810055-3 5X	Sample	080818.met	c:\peaknet\data\081008\081008_065.dxd	~~F,CL,BR,NO3,SO4-300.0~~
66	0810055-5 5X	Sample	080818.met	c:\peaknet\data\081008\081008_066.dxd	~~F,CL,BR,NO3,SO4-300.0~~
67	0810055-7 5X	Sample	080818.met	c:\peaknet\data\081008\081008_067.dxd	~~F,CL,BR,NO3,SO4-300.0~~
68	0810055-9 5X	Sample	080818.met	c:\peaknet\data\081008\081008_068.dxd	~~F,CL,BR,NO3,SO4-300.0~~
69	CCV	Sample	080818.met	c:\peaknet\data\081008\081008_069.dxd	CCV
70	CCB	Sample	080818.met	c:\peaknet\data\081008\081008_070.dxd	CCB
71	0810055-11 5X	Sample	080818.met	c:\peaknet\data\081008\081008_071.dxd	~~F,CL,BR,NO3,SO4-300.0~~
72	0810031-1	Sample	080818.met	c:\peaknet\data\081008\081008_072.dxd	F,CL,BR,SO4-300.0
73	0810031-2	Sample	080818.met	c:\peaknet\data\081008\081008_073.dxd	F,CL,BR,SO4-300.0
74	0810031-1 5X	Sample	080818.met	c:\peaknet\data\081008\081008_074.dxd	~~F~~,CL,~~BR,SO4~~-300.0
75	0810031-2 5X	Sample	080818.met	c:\peaknet\data\081008\081008_075.dxd	~~F~~,CL,~~BR,SO4~~-300.0
76	0807104-3	Sample	080818.met	c:\peaknet\data\081008\081008_076.dxd	PO4-300.0
77	CCV	Sample	080818.met	c:\peaknet\data\081008\081008_077.dxd	CCV
78	CCB	Sample	080818.met	c:\peaknet\data\081008\081008_078.dxd	CCB
79	STOP.MET	Sample	stop.met		

Default Method Path: C:\PEAKNET\METHOD
Default Data Path: C:\PEAKNET\DATA\080414
Comment:
BatchDx created schedule. Analyst: 10/9/08 JBM 10/10/08
Instrument #1: DIONEX DX-120. ID Serial Number: 99060762
Analytical Column: Dionex IonPac AS14 S/N 022150
Methods: EPA 300.0 and SW9056. Paragon SOP 1113
Eluent: Made daily, 10mL of Eluent Concentrate ID: RG080610-2 to 1000mL of DI water.

Schedule File: C:\PeakNet\schedule\081008.sch

	Final	ID		Aliq
cal std level 1 (1000x)	10.00	ST080722-8,	ST080623-5	0.01
cal std level 2 (100x)	5.00	"	"	0.05
cal std level 3 (25x)	5.00	"	"	0.20
cal std level 4 (10x)	5.00	"	"	0.50
cal std level 5 (5x)	5.00	"	"	1.00
CCV	5.00	ST080722-8,	ST080825-5	0.50
ICV	5.00	ST080225-1		0.25
		ST080623-4		0.05
LCS(aq)	5.00	ST080225-1		0.25
		ST080825-4		0.05
MS/MSD (waters)	5.00	ST080219-9		0.05
		ST080825-3		0.05

Dilutions Table: All to 5mL Final Volume

10X	0.5mL
20X	0.25mL
25X	0.2mL
50X	0.1mL
100X	0.05mL
200X	0.025mL
500X	0.01mL

081008V

JBM 10/13/08

DAILY VERIFICATION FOR ION CHROMATOGRAPH
(Used internally for comparative check purposes)

Analysis Date: 10/08/08
Analyst Name: EAL
Filename for CV: 081008/081008_009.DXD
Calibration Date: 08/18/08
Method ID: 080818.met
Updated Method date: NA

Calibration Equation Verification

Analyte	calibration type:	1st regression coefficient	2nd regression coefficient	intercept	A conc reported by PeakNet ug/L	observed peak area	B conc calc by spread-sheet ug/L	A/B *100 agreement %
Cl	quad. incl. 0,0	-4.081790E-10	7.957583E-03	2.302	9859.2	1329321	9859.2	100.0

Retention Time (RT) Verification

Analyte	RT at calibration	RT in updated method (1st ICV or CCV)	deviation % (calibration vs. update) 10% tolerance	window width tolerance (NA)
F	3.12	3.11	0.3	5.00 %
Cl	4.25	4.21	0.9	5.00 %
NO2-N	5.04	5.00	0.8	4.90 %
Br	6.25	6.17	1.3	7.30 %
NO3-N	7.23	7.12	1.5	10.00%
PO4-P	8.92	8.87	0.6	4.10 %
SO4	10.47	10.40	0.7	4.10 %

Sample Analysis Report

Sample Name : CCV
Data File Name : c:\peaknet\data\081008\081007_009.DXD

Method File Name : c:\peaknet\method\080818.met
Date, Time Analyzed : 10/8/08 2:00:02 PM
System Operator : WETCHEM
Calibration Updated : 8/18/08 11:36:14 AM

Current Date : 10/8/08
Current Time : 2:13:07 PM
Datafile Updated : 10/8/08 2:13:06 PM
Method Comment : Flow rate = 1.2 mL/min, Eluent = ...

Peak Information : All Components

Peak Number	Analyte	Retention Time (min.)	Concentration (ug/L)	Limit Exceeded	Peak Area
2	Fluoride	3.16	4773.2		773014
3	Chloride	4.29	9859.2		1329321
4	Nitrite as N	5.09	4995.8		1378213
5	Bromide	6.31	9823.6		529315
6	Nitrate as N	7.24	10033.3		3651989
7	Orthophosphate as P	8.80	9867.0		1195763
8	Sulfate	10.32	51513.7		5609852
	Nitrate/Nitrite as N				

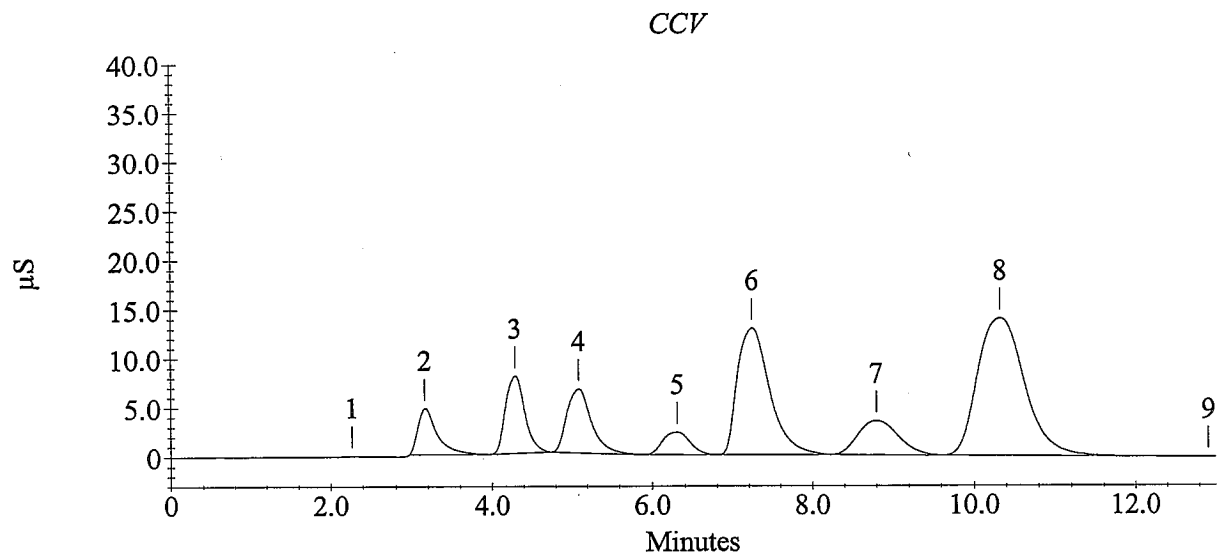

Sample Analysis Report

Sample Name : CCB
Data File Name : c:\peaknet\data\081008\081008_010.DXD

Method File Name : c:\peaknet\method\080818.met
Date, Time Analyzed : 10/8/08 2:13:08 PM
System Operator : WETCHEM
Calibration Updated : 8/18/08 11:36:14 AM

Current Date : 10/8/08
Current Time : 2:26:08 PM
Datafile Updated : 10/8/08 2:26:08 PM
Method Comment : Flow rate = 1.2 mL/min, Eluent = ...

Peak Information : All Components

Peak Number	Analyte	Retention Time (min.)	Concentration (ug/L)	Limit Exceeded	Peak Area
1		2.77	0.0		1042
2	Chloride	4.28	117.8	-	14527
	Nitrite as N				
	Bromide				
	Nitrate as N				
4	Orthophosphate as P	8.96	174.3	-	26334
5	Sulfate	10.69	386.4	-	2911
	Nitrate/Nitrite as N				

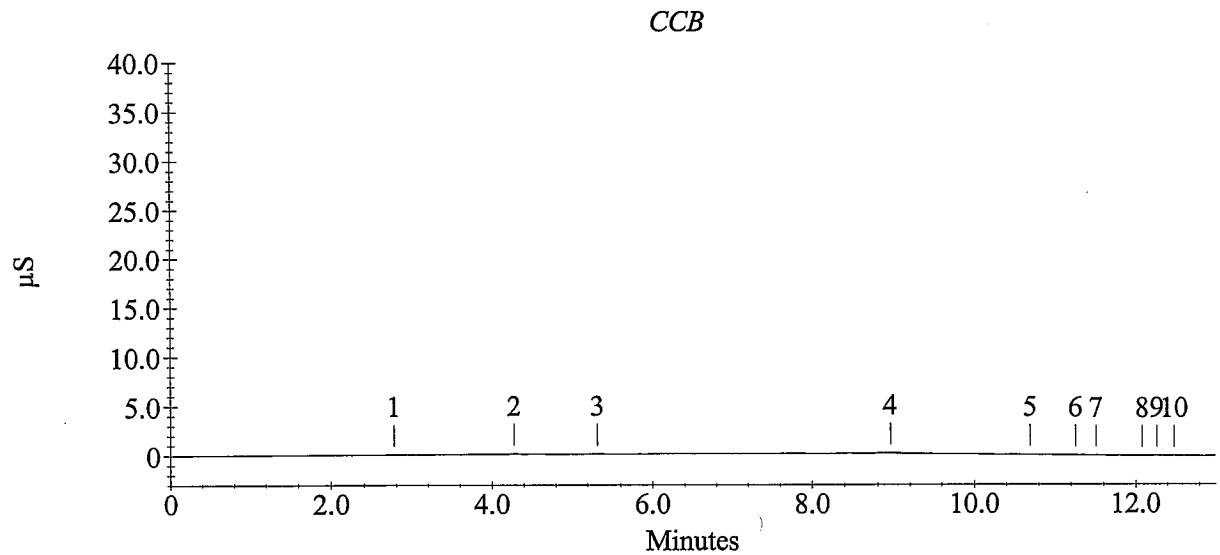

Sample Analysis Report

Sample Name : IC081008-1MB
Data File Name : c:\peaknet\data\081008\081008_011.DXD

Method File Name : c:\peaknet\method\080818.met
Date, Time Analyzed : 10/8/08 2:26:10 PM
System Operator : WETCHEM
Calibration Updated : 8/18/08 11:36:14 AM

Current Date : 10/8/08
Current Time : 2:39:16 PM
Datafile Updated : 10/8/08 2:39:15 PM
Method Comment : Flow rate = 1.2 mL/min, Eluent = ...

Peak Information : All Components

Peak Number	Analyte	Retention Time (min.)	Concentration (ug/L)	Limit Exceeded	Peak Area
1		3.41	0.0		790
2	Chloride	4.37	81.7	-	9987
	Nitrite as N				
	Bromide				
	Nitrate as N				
3	Orthophosphate as P	8.97	-16.2	-	4418
6	Sulfate	10.47	404.5	-	4732
	Nitrate/Nitrite as N				

IC081008-1MB

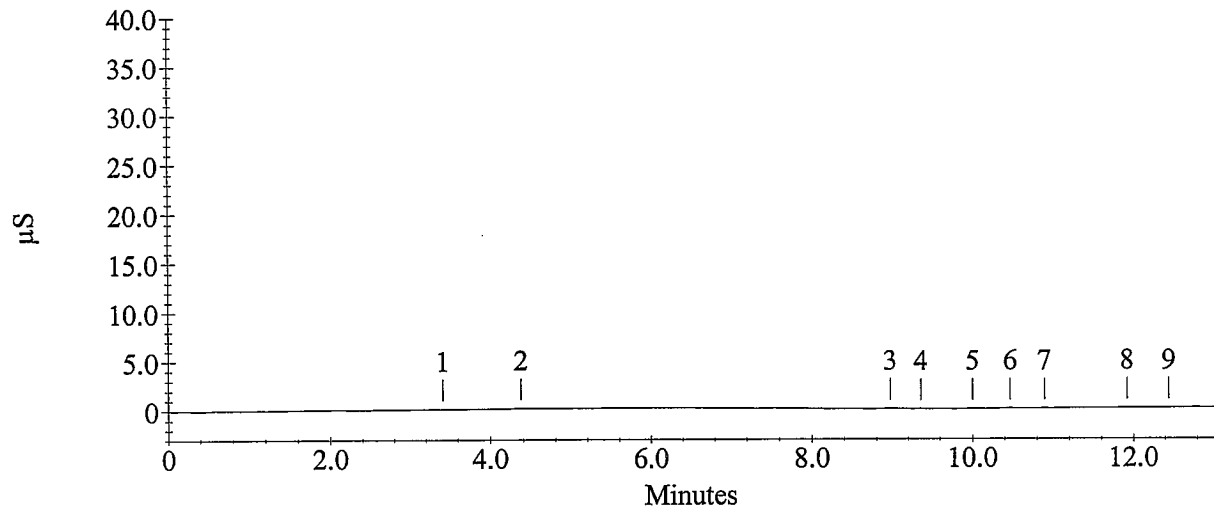

Sample Analysis Report

Sample Name : IC081008-1LCS
Data File Name : c:\peaknet\data\081008\081008_012.DXD

Method File Name : c:\peaknet\method\080818.met
Date, Time Analyzed : 10/8/08 2:39:18 PM
System Operator : WETCHEM
Calibration Updated : 8/18/08 11:36:14 AM

Current Date : 10/8/08
Current Time : 2:52:23 PM
Datafile Updated : 10/8/08 2:52:23 PM
Method Comment : Flow rate = 1.2 mL/min, Eluent = ...

Peak Information : All Components

Peak Number	Analyte	Retention Time (min.)	Concentration (ug/L)	Limit Exceeded	Peak Area
2	Fluoride	3.17	2538.0		396482
3	Chloride	4.32	5218.3		679128
4	Nitrite as N	5.12	1958.9		520031
5	Bromide	6.35	5263.4		278156
6	Nitrate as N	7.32	5069.0		1758136
7	Orthophosphate as P	8.81	5089.3		605266
8	Sulfate	10.33	26579.1		2749127
	Nitrate/Nitrite as N				

IC081008-1LCS

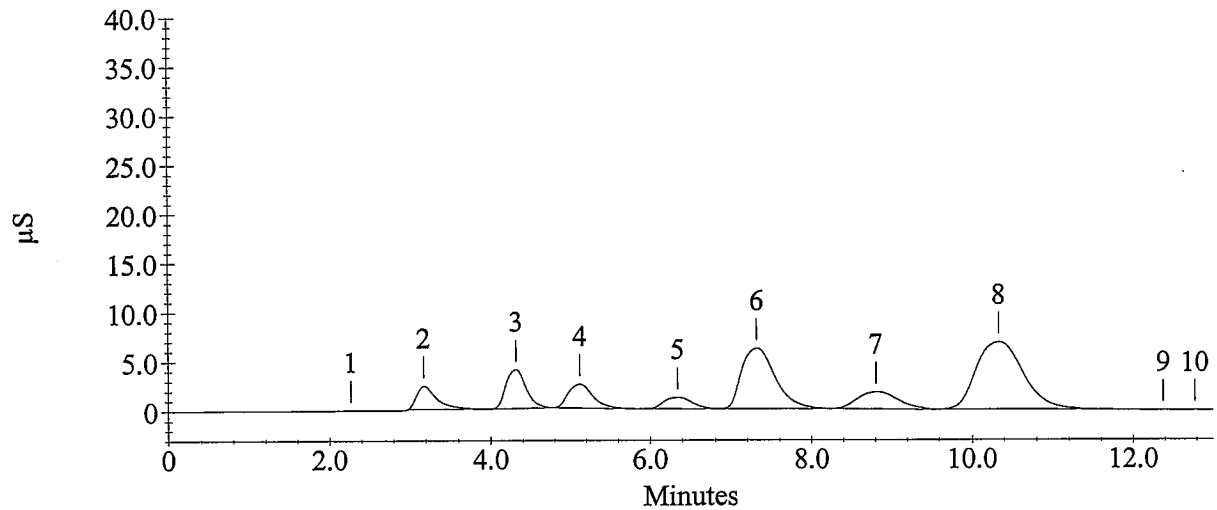

Sample Analysis Report

Sample Name : CCV
Data File Name : c:\peaknet\data\081008\081008_021.DXD

Method File Name : c:\peaknet\method\080818.met
Date, Time Analyzed : 10/8/08 4:37:17 PM
System Operator : WETCHEM
Calibration Updated : 8/18/08 11:36:14 AM

Current Date : 10/8/08
Current Time : 4:50:23 PM
Datafile Updated : 10/8/08 4:50:23 PM
Method Comment : Flow rate = 1.2 mL/min, Eluent = ...

Peak Information : All Components

Peak Number	Analyte	Retention Time (min.)	Concentration (ug/L)	Limit Exceeded	Peak Area
2	Fluoride	3.21	5274.9		860823
3	Chloride	4.39	10478.2		1419873
4	Nitrite as N	5.23	5114.8		1413124
5	Bromide	6.55	10353.4		559146
6	Nitrate as N	7.52	9838.2		3573927
7	Orthophosphate as P	8.75	9302.9		1124480
8	Sulfate	10.21	52863.0		5772940
	Nitrate/Nitrite as N				

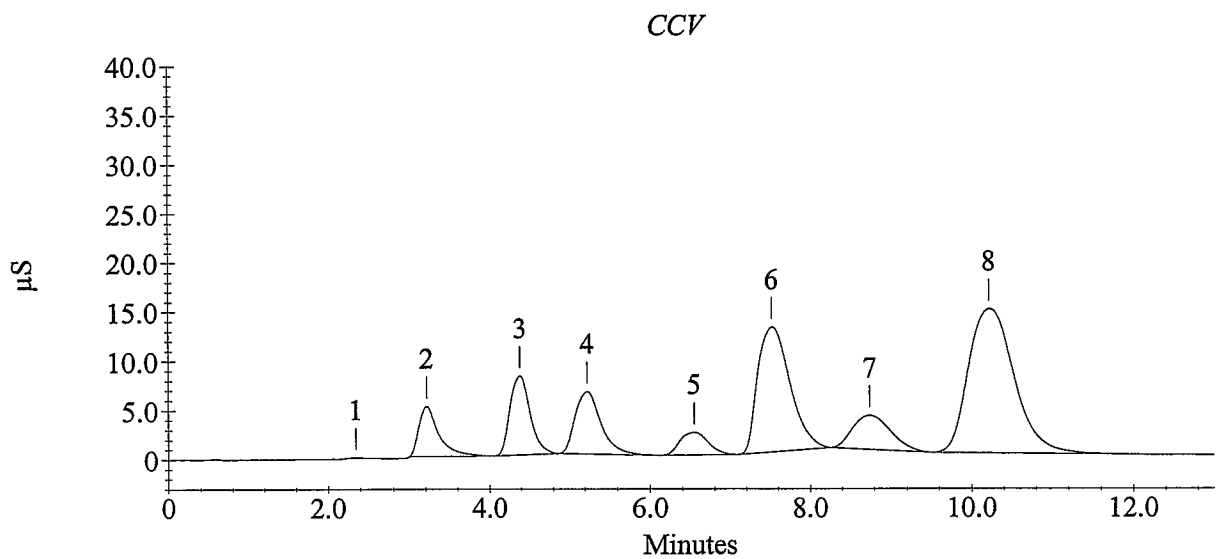

Sample Analysis Report

Sample Name : CCB
Data File Name : c:\peaknet\data\081008\081008_022.DXD

Method File Name : c:\peaknet\method\080818.met
Date, Time Analyzed : 10/8/08 4:50:24 PM
System Operator : WETCHEM
Calibration Updated : 8/18/08 11:36:14 AM

Current Date : 10/8/08
Current Time : 5:03:30 PM
Datafile Updated : 10/8/08 5:03:30 PM
Method Comment : Flow rate = 1.2 mL/min, Eluent = ...

Peak Information : All Components

Peak Number	Analyte	Retention Time (min.)	Concentration (ug/L)	Limit Exceeded	Peak Area
1		2.25	0.0		441
	Chloride				
3	Nitrite as N	5.20	18.5	-	1655
5	Bromide	6.40	79.4	-	3864
7	Nitrate as N	7.11	33.7	-	869
10	Orthophosphate as P	8.83	229.5	-	32688
	Sulfate				
	Nitrate/Nitrite as N				

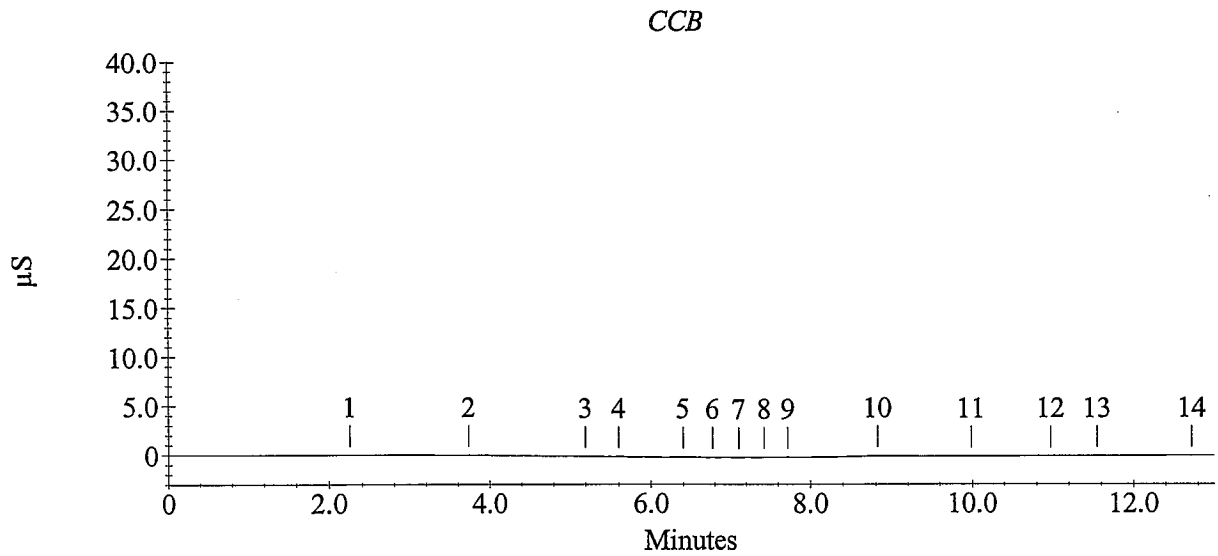

Sample Analysis Report

Sample Name : CCV
Data File Name : c:\peaknet\data\081008\081008_033.DXD

Method File Name : c:\peaknet\method\080818.met
Date, Time Analyzed : 10/8/08 7:14:44 PM
System Operator : WETCHEM
Calibration Updated : 8/18/08 11:36:14 AM

Current Date : 10/8/08
Current Time : 7:27:51 PM
Datafile Updated : 10/8/08 7:27:51 PM
Method Comment : Flow rate = 1.2 mL/min, Eluent = ...

Peak Information : All Components

Peak Number	Analyte	Retention Time (min.)	Concentration (ug/L)	Limit Exceeded	Peak Area
2	Fluoride	3.19	5081.8		826869
3	Chloride	4.35	10007.8		1350967
4	Nitrite as N	5.17	5030.6		1388413
5	Bromide	6.45	9980.1		538115
6	Nitrate as N	7.43	9637.8		3494096
7	Orthophosphate as P	8.72	9412.0		1138229
8	Sulfate	10.21	50724.1		5514837
	Nitrate/Nitrite as N				

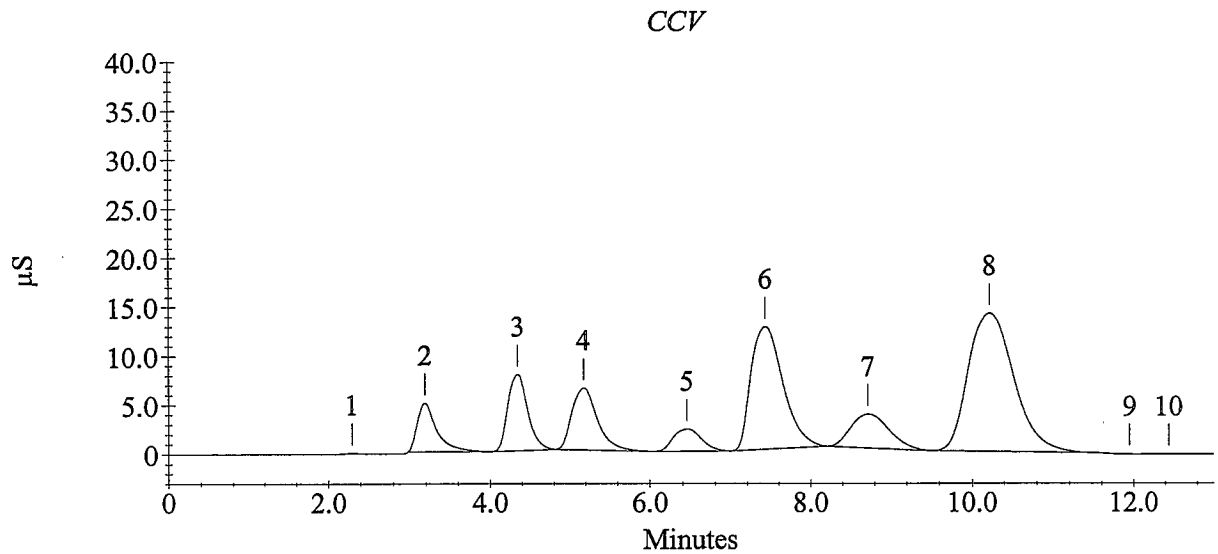

Sample Analysis Report

Sample Name : CCB
Data File Name : c:\peaknet\data\081008\081008_034.DXD

Method File Name : c:\peaknet\method\080818.met
Date, Time Analyzed : 10/8/08 7:27:52 PM
System Operator : WETCHEM
Calibration Updated : 8/18/08 11:36:14 AM

Current Date : 10/8/08
Current Time : 7:40:58 PM
Datafile Updated : 10/8/08 7:40:58 PM
Method Comment : Flow rate = 1.2 mL/min, Eluent = ...

Peak Information : All Components

Peak Number	Analyte	Retention Time (min.)	Concentration (ug/L)	Limit Exceeded	Peak Area
1		2.44	0.0		774
3	Chloride	4.44	20.1	-	2232
4	Nitrite as N	5.21	17.7	-	1460
	Bromide				
	Nitrate as N				
5	Orthophosphate as P	8.85	251.3	-	35201
	Sulfate				
	Nitrate/Nitrite as N				

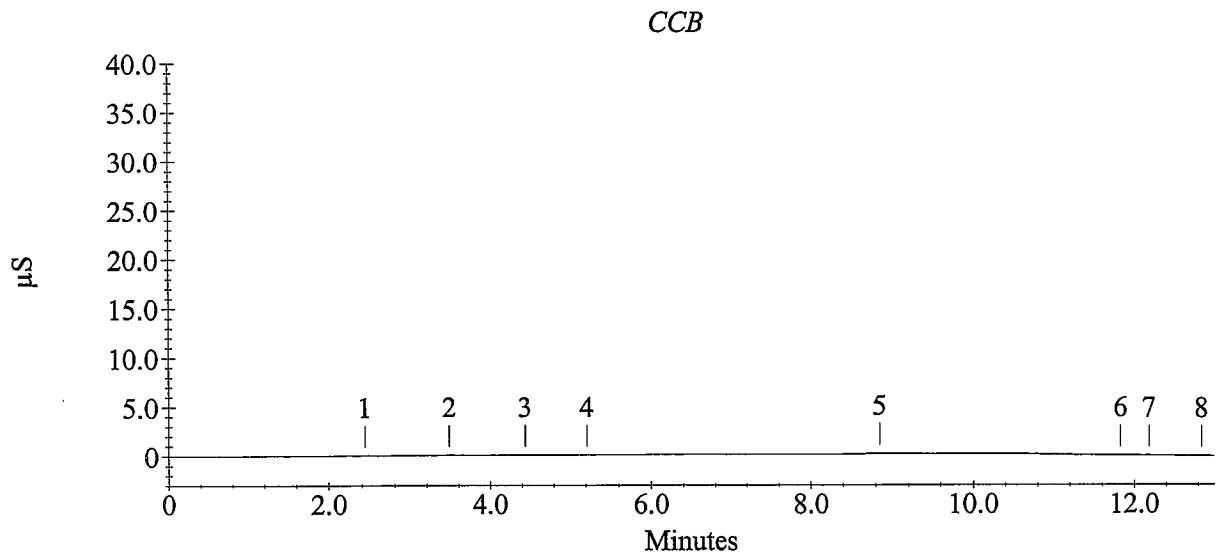

Sample Analysis Report

Sample Name : CCV
Data File Name : c:\peaknet\data\081008\081008_045.DXD

Method File Name : c:\peaknet\method\080818.met
Date, Time Analyzed : 10/8/08 9:52:06 PM
System Operator : WETCHEM
Calibration Updated : 8/18/08 11:36:14 AM

Current Date : 10/8/08
Current Time : 10:05:13 PM
Datafile Updated : 10/8/08 10:05:12 PM
Method Comment : Flow rate = 1.2 mL/min, Eluent = ...

Peak Information : All Components

Peak Number	Analyte	Retention Time (min.)	Concentration (ug/L)	Limit Exceeded	Peak Area
2	Fluoride	3.21	5170.1		842365
3	Chloride	4.39	10368.2		1403721
4	Nitrite as N	5.24	5106.1		1410566
5	Bromide	6.57	10198.8		550427
6	Nitrate as N	7.56	9683.9		3512423
7	Orthophosphate as P	8.76	9121.8		1101690
8	Sulfate	10.27	52629.9		5744698
	Nitrate/Nitrite as N				

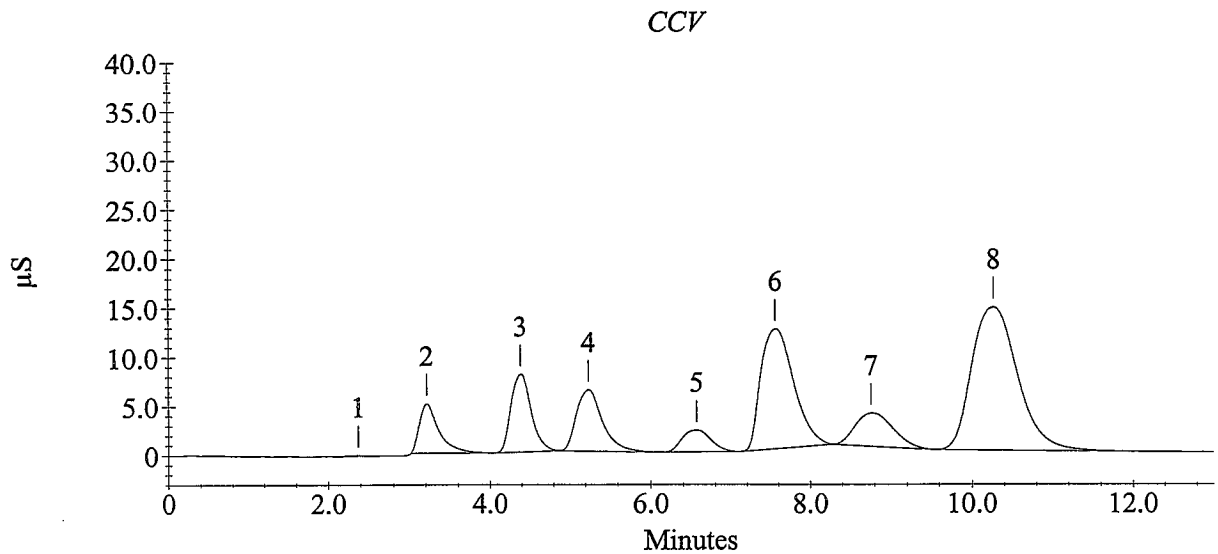

Sample Analysis Report

Sample Name : CCB
Data File Name : c:\peaknet\data\081008\081008_046.DXD

Method File Name : c:\peaknet\method\080818.met
Date, Time Analyzed : 10/8/08 10:05:14 PM
System Operator : WETCHEM
Calibration Updated : 8/18/08 11:36:14 AM

Current Date : 10/8/08
Current Time : 10:18:20 PM
Datafile Updated : 10/8/08 10:18:20 PM
Method Comment : Flow rate = 1.2 mL/min, Eluent = ...

Peak Information : All Components

Peak Number	Analyte	Retention Time (min.)	Concentration (ug/L)	Limit Exceeded	Peak Area
1		2.24	0.0		613
	Chloride				
	Nitrite as N				
	Bromide				
2	Nitrate as N	6.87	43.6	-	4181
6	Orthophosphate as P	8.97	91.7	-	16833
7	Sulfate	10.55	453.2	-	9632
	Nitrate/Nitrite as N				

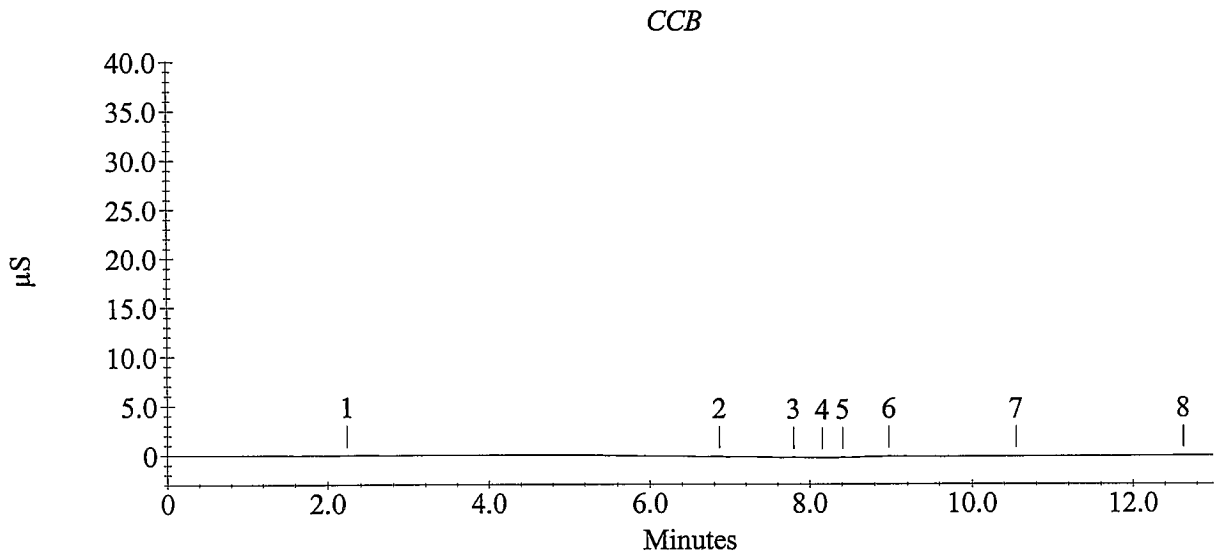

Sample Analysis Report

Sample Name : CCV
Data File Name : c:\peaknet\data\081008\081008_057.DXD

Method File Name : c:\peaknet\method\080818.met
Date, Time Analyzed : 10/9/08 12:29:34 AM
System Operator : WETCHEM
Calibration Updated : 8/18/08 11:36:14 AM

Current Date : 10/9/08
Current Time : 12:42:40 AM
Datafile Updated : 10/9/08 12:42:40 AM
Method Comment : Flow rate = 1.2 mL/min, Eluent = ...

Peak Information : All Components

Peak Number	Analyte	Retention Time (min.)	Concentration (ug/L)	Limit Exceeded	Peak Area
2	Fluoride	3.20	4995.0		811668
3	Chloride	4.36	10008.7		1351100
4	Nitrite as N	5.20	5062.9		1397884
5	Bromide	6.51	9943.6		536060
6	Nitrate as N	7.49	9495.2		3437498
7	Orthophosphate as P	8.77	9088.9		1097559
8	Sulfate	10.25	50848.0		5529721
	Nitrate/Nitrite as N				

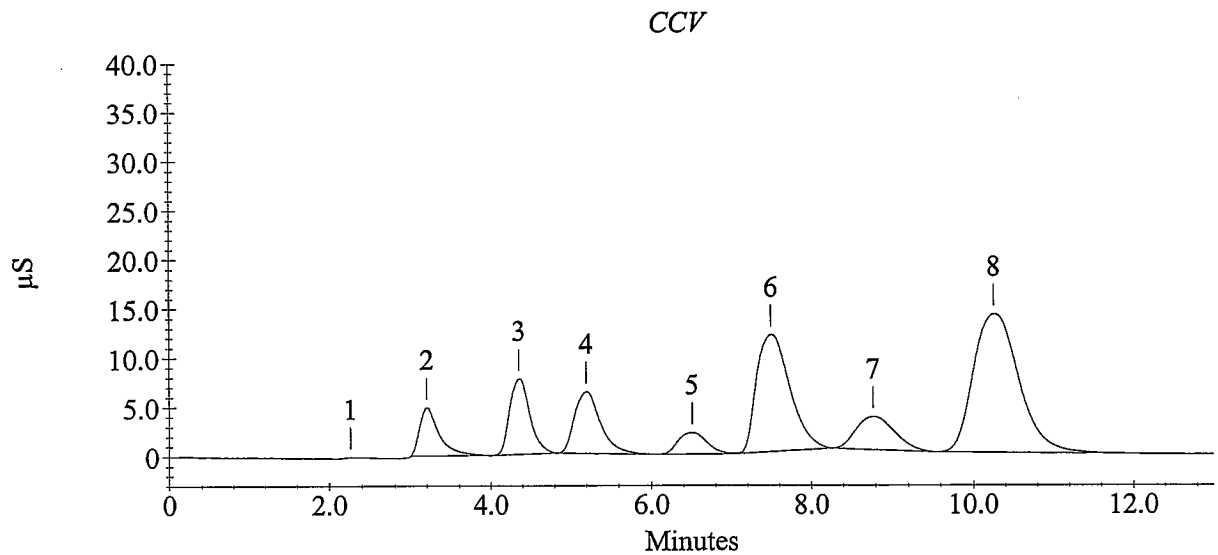

Sample Analysis Report

Sample Name : CCB
Data File Name : c:\peaknet\data\081008\081008_058.DXD

Method File Name : c:\peaknet\method\080818.met
Date, Time Analyzed : 10/9/08 12:42:41 AM
System Operator : WETCHEM
Calibration Updated : 8/18/08 11:36:14 AM

Current Date : 10/9/08
Current Time : 12:55:48 AM
Datafile Updated : 10/9/08 12:55:47 AM
Method Comment : Flow rate = 1.2 mL/min, Eluent = ...

Peak Information : All Components

Peak Number	Analyte	Retention Time (min.)	Concentration (ug/L)	Limit Exceeded	Peak Area
1		3.55	0.0		1957
2	Chloride	4.31	73.2	-	8908
	Nitrite as N				
	Bromide				
	Nitrate as N				
3	Orthophosphate as P	8.88	209.2	-	30349
4	Sulfate	10.68	377.7	-	2031
	Nitrate/Nitrite as N				

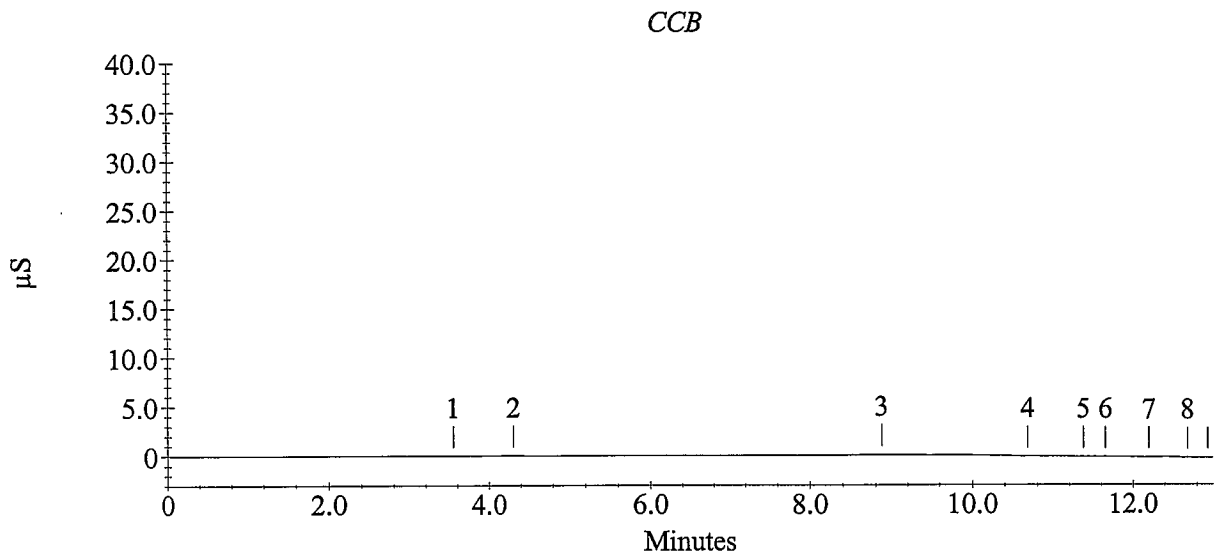

Sample Analysis Report

Sample Name : CCV
Data File Name : c:\peaknet\data\081008\081008_069.DXD

Method File Name : c:\peaknet\method\080818.met
Date, Time Analyzed : 10/9/08 3:07:02 AM
System Operator : WETCHEM
Calibration Updated : 8/18/08 11:36:14 AM

Current Date : 10/9/08
Current Time : 3:20:08 AM
Datafile Updated : 10/9/08 3:20:08 AM
Method Comment : Flow rate = 1.2 mL/min, Eluent = ...

Peak Information : All Components

Peak Number	Analyte	Retention Time (min.)	Concentration (ug/L)	Limit Exceeded	Peak Area
2	Fluoride	3.17	5043.6		820181
3	Chloride	4.31	9895.9		1334657
4	Nitrite as N	5.12	5025.6		1386926
5	Bromide	6.35	9789.6		527409
6	Nitrate as N	7.29	9780.6		3550943
7	Orthophosphate as P	8.72	9658.3		1169336
8	Sulfate	10.21	50957.1		5542837
	Nitrate/Nitrite as N				

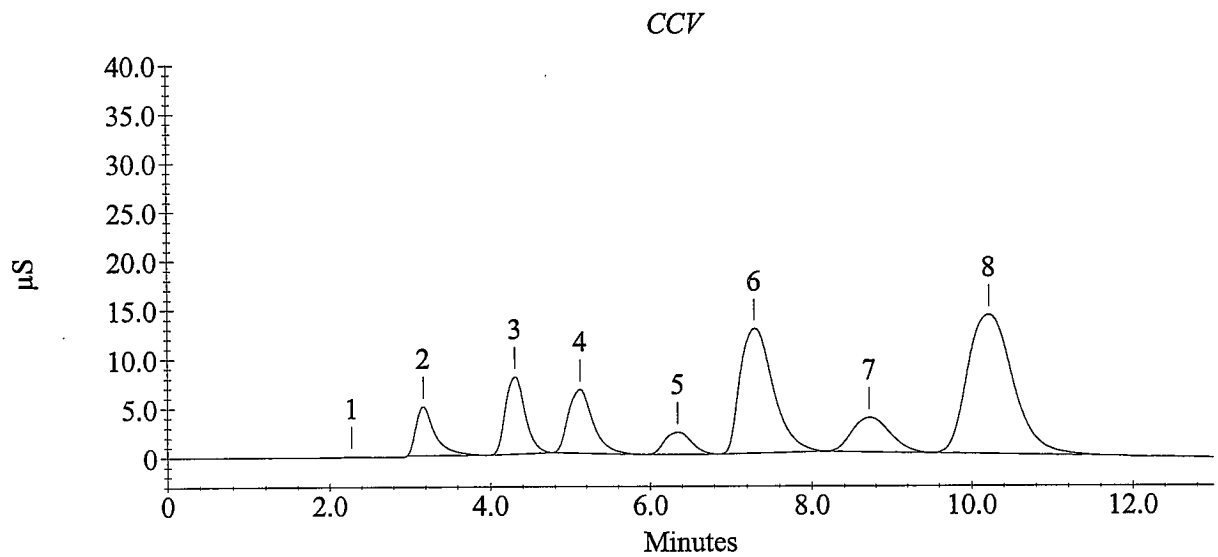

Sample Analysis Report

Sample Name : CCB
Data File Name : c:\peaknet\data\081008\081008_070.DXD

Method File Name : c:\peaknet\method\080818.met
Date, Time Analyzed : 10/9/08 3:20:09 AM
System Operator : WETCHEM
Calibration Updated : 8/18/08 11:36:14 AM

Current Date : 10/9/08
Current Time : 3:33:15 AM
Datafile Updated : 10/9/08 3:33:15 AM
Method Comment : Flow rate = 1.2 mL/min, Eluent = ...

Peak Information : All Components

Peak Number	Analyte	Retention Time (min.)	Concentration (ug/L)	Limit Exceeded	Peak Area
1		2.65	0.0		1512
5	Chloride	4.33	9.0	-	842
	Nitrite as N				
8	Bromide	6.37	40.8	-	1863
	Nitrate as N				
10	Orthophosphate as P	8.96	81.4	-	15645
11	Sulfate	10.88	380.8	-	2350
	Nitrate/Nitrite as N				

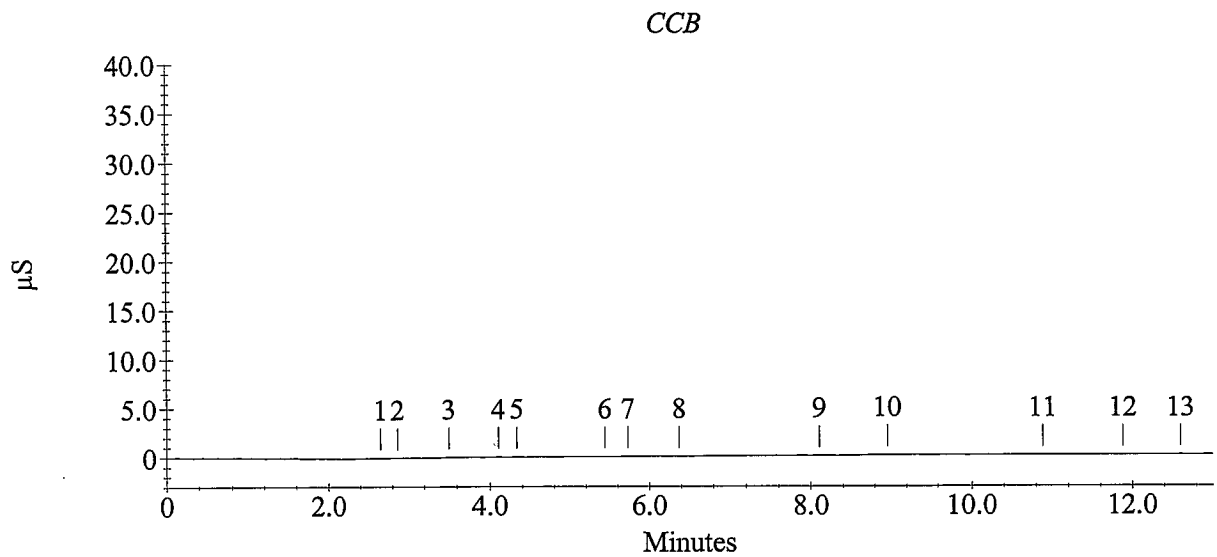

Sample Analysis Report

Sample Name : 0810031-1
Data File Name : c:\peaknet\data\081008\081008_072.DXD

Method File Name : c:\peaknet\method\080818.met
Date, Time Analyzed : 10/9/08 3:46:24 AM
System Operator : WETCHEM
Calibration Updated : 8/18/08 11:36:14 AM

Current Date : 10/9/08
Current Time : 3:59:30 AM
Datafile Updated : 10/9/08 3:59:30 AM
Method Comment : Flow rate = 1.2 mL/min, Eluent = ...

Peak Information : All Components

Peak Number	Analyte	Retention Time (min.)	Concentration (ug/L)	Limit Exceeded	Peak Area
2	Fluoride	3.19	91.6	-	8259
3	Chloride	4.35	21692.2	+	3276291
	Nitrite as N				
4	Bromide	6.19	60.8	-	2900
6	Nitrate as N	7.44	965.4		315439
9	Orthophosphate as P	8.97	-13.8	-	4699
10	Sulfate	10.28	50898.4		5535784
	Nitrate/Nitrite as N				

0810031-1

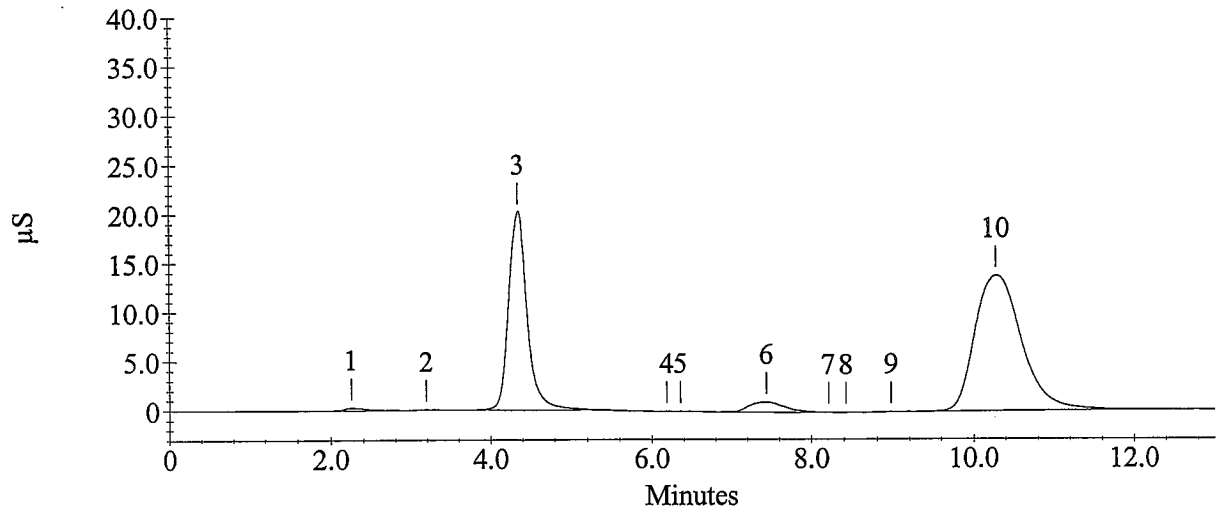

Sample Analysis Report

Sample Name : 0810031-2
Data File Name : c:\peaknet\data\081008\081008_073.DXD

Method File Name : c:\peaknet\method\080818.met
Date, Time Analyzed : 10/9/08 3:59:31 AM
System Operator : WETCHEM
Calibration Updated : 8/18/08 11:36:14 AM

Current Date : 10/9/08
Current Time : 4:12:37 AM
Datafile Updated : 10/9/08 4:12:37 AM
Method Comment : Flow rate = 1.2 mL/min, Eluent = ...

Peak Information : All Components

Peak Number	Analyte	Retention Time (min.)	Concentration (ug/L)	Limit Exceeded	Peak Area
2	Fluoride	3.20	135.8		15075
3	Chloride	4.40	21801.3	+	3296965
	Nitrite as N				
	Bromide				
4	Nitrate as N	7.52	962.3		314365
	Orthophosphate as P				
5	Sulfate	10.25	49839.3		5408752
	Nitrate/Nitrite as N				

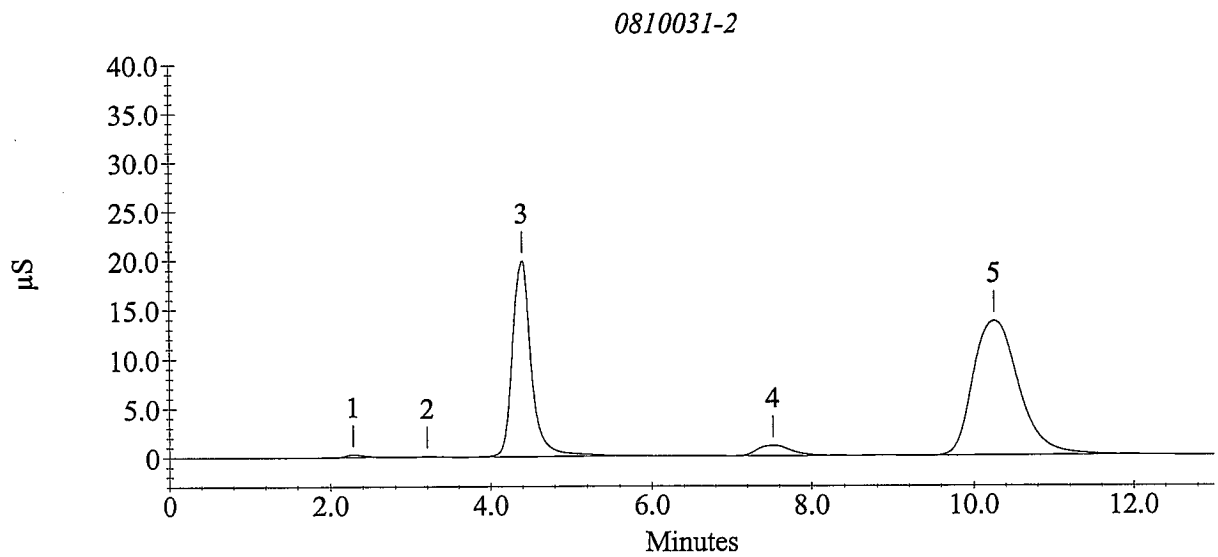

Sample Analysis Report

Sample Name : 0810031-1 5X
Data File Name : c:\peaknet\data\081008\081008_074.DXD

Method File Name : c:\peaknet\method\080818.met
Date, Time Analyzed : 10/9/08 4:12:38 AM
System Operator : WETCHEM
Calibration Updated : 8/18/08 11:36:14 AM

Current Date : 10/9/08
Current Time : 4:25:45 AM
Datafile Updated : 10/9/08 4:25:44 AM
Method Comment : Flow rate = 1.2 mL/min, Eluent = ...

Peak Information : All Components

Peak Number	Analyte	Retention Time (min.)	Concentration (ug/L)	Limit Exceeded	Peak Area
1		2.72	0.0		365
3	Chloride	4.32	4845.2		628876
	Nitrite as N				
	Bromide				
4	Nitrate as N	7.37	59.1	-	9361
9	Orthophosphate as P	9.12	-34.1	-	2363
11	Sulfate	10.33	9051.4		886127
	Nitrate/Nitrite as N				

0810031-1 5X

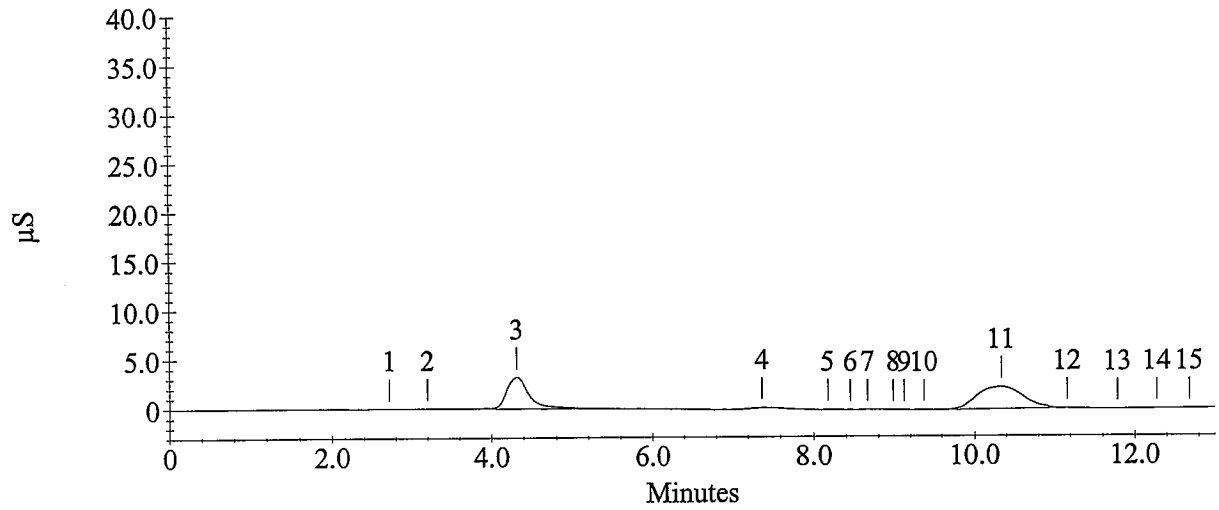

Sample Analysis Report

Sample Name : 0810031-2 5X
Data File Name : c:\peaknet\data\081008\081008_075.DXD

Method File Name : c:\peaknet\method\080818.met
Date, Time Analyzed : 10/9/08 4:25:47 AM
System Operator : WETCHEM
Calibration Updated : 8/18/08 11:36:14 AM

Current Date : 10/9/08
Current Time : 4:38:52 AM
Datafile Updated : 10/9/08 4:38:52 AM
Method Comment : Flow rate = 1.2 mL/min, Eluent = ...

Peak Information : All Components

Peak Number	Analyte	Retention Time (min.)	Concentration (ug/L)	Limit Exceeded	Peak Area
1		3.51	0.0		289
2	Chloride	4.41	4346.6		562141
	Nitrite as N				
3	Bromide	6.19	53.6	-	2526
4	Nitrate as N	7.69	210.8		60318
5	Orthophosphate as P	9.01	13.4	-	7821
6	Sulfate	10.32	9579.5		940718
	Nitrate/Nitrite as N				

0810031-2 5X

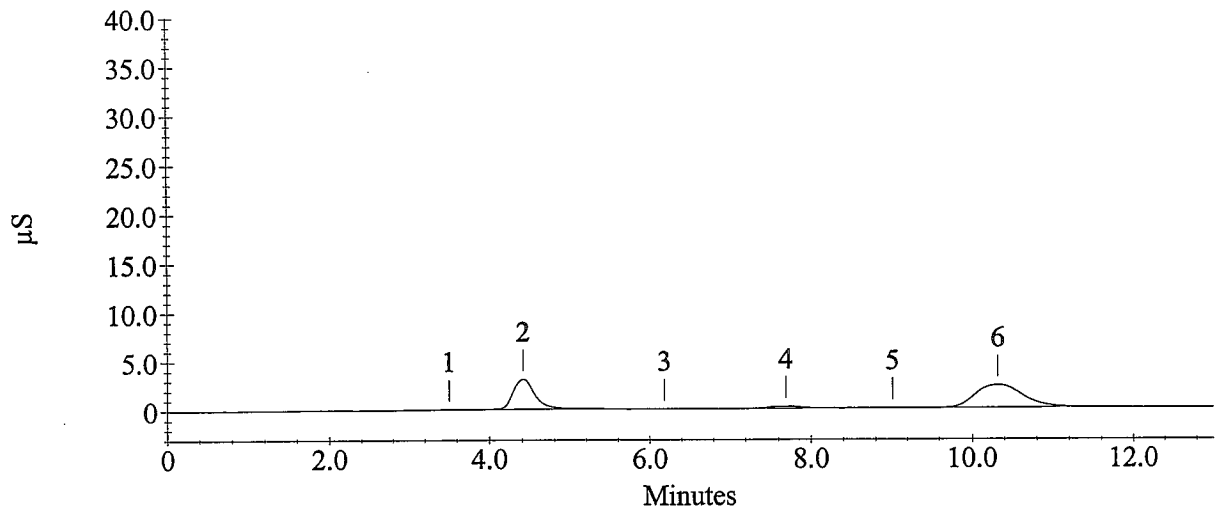

Sample Analysis Report

Sample Name : CCV
Data File Name : c:\peaknet\data\081008\081008_077.DXD

Method File Name : c:\peaknet\method\080818.met
Date, Time Analyzed : 10/9/08 4:52:00 AM
System Operator : WETCHEM
Calibration Updated : 8/18/08 11:36:14 AM

Current Date : 10/9/08
Current Time : 5:05:07 AM
Datafile Updated : 10/9/08 5:05:06 AM
Method Comment : Flow rate = 1.2 mL/min, Eluent = ...

Peak Information : All Components

Peak Number	Analyte	Retention Time (min.)	Concentration (ug/L)	Limit Exceeded	Peak Area
3	Fluoride	3.21	5139.8		837046
4	Chloride	4.40	10389.2		1406798
5	Nitrite as N	5.25	5214.5		1442491
6	Bromide	6.60	10300.8		556178
7	Nitrate as N	7.60	9665.2		3505015
8	Orthophosphate as P	8.81	9086.4		1097237
9	Sulfate	10.29	52561.0		5736356
	Nitrate/Nitrite as N				

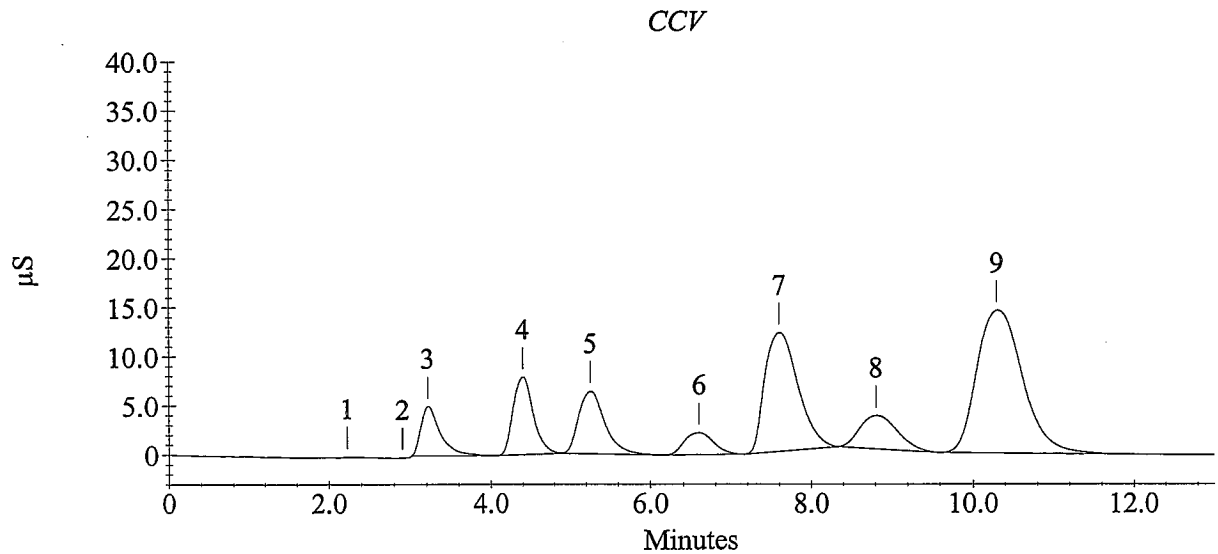

Sample Analysis Report

Sample Name : CCB
Data File Name : c:\peaknet\data\081008\081008_078.DXD

Method File Name : c:\peaknet\method\080818.met
Date, Time Analyzed : 10/9/08 5:05:08 AM
System Operator : WETCHEM
Calibration Updated : 8/18/08 11:36:14 AM

Current Date : 10/9/08
Current Time : 5:18:14 AM
Datafile Updated : 10/9/08 5:18:14 AM
Method Comment : Flow rate = 1.2 mL/min, Eluent = ...

Peak Information : All Components

Peak Number	Analyte	Retention Time (min.)	Concentration (ug/L)	Limit Exceeded	Peak Area
1		2.31	0.0		2438
4	Chloride	4.32	17.2	-	1876
	Nitrite as N				
	Bromide				
5	Nitrate as N	7.64	48.0	-	5652
6	Orthophosphate as P	8.88	270.9	-	37453
	Sulfate				
	Nitrate/Nitrite as N				

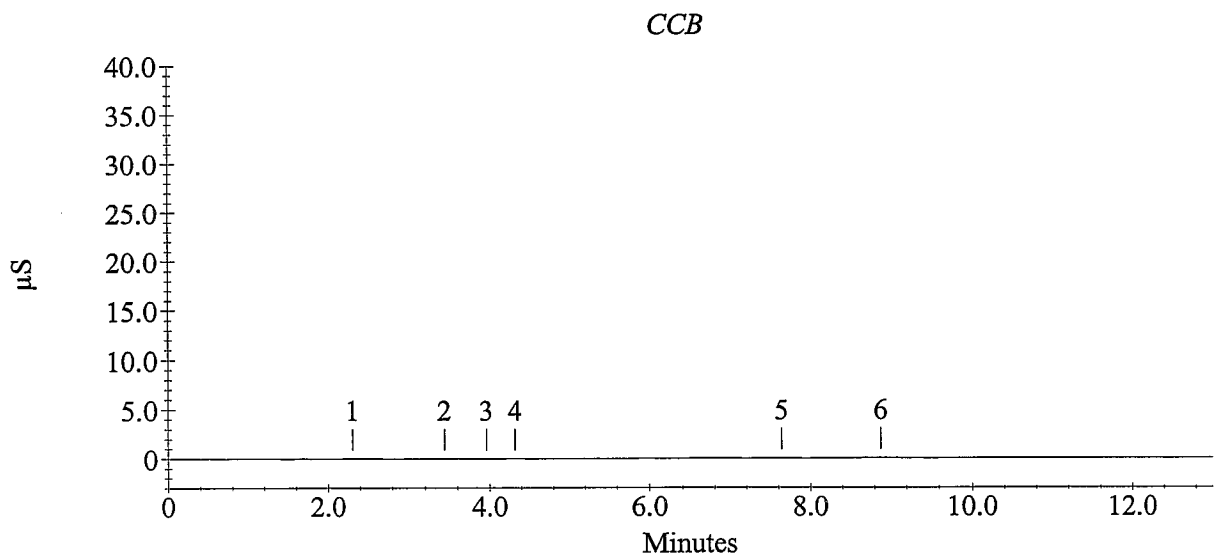

Paragon Analytics

METALS CASE NARRATIVE

URS

Cistern Excavation

Order Number - 0810031

1. This report consists of 2 water samples.
2. The samples were received intact on 10/03/08. The samples were received at temperatures of 4°C and 7°C.
3. The samples had a pH less than 2 upon receipt.
4. The samples were prepared for analysis based on SW-846, 3rd Edition procedures.

   For analysis by Trace ICP and ICP-MS, the samples were digested following method 3005A and PA SOP 806 Rev. 13.

   For analysis by Cold Vapor AA (CVAA), the samples were digested following method 7470A and PA SOP 812 Rev. 14.
5. The samples were analyzed following SW-846, 3rd Edition procedures.

   Analysis by Trace ICP followed method 6010B and PA SOP 834 Rev. 7.

   The relationship between intensity and concentration for each element is established using at least four standards, one of which is a blank solution.

   During sample analysis concentrations are computed by the software and the results are printed in mg/L. The instrument software does not provide a printout which gives both intensity and concentration. The validity of the calibration equation is tested by analyzing the following solutions: a blank, a low level check solution with concentrations near the reporting limit, an Initial Calibration Verification (ICV) standard from a 2nd source standard solution with concentrations near the middle of the analytical range, a Continuing Calibration Verification (CCV) standard with concentrations at two times those in the ICV, and a readback of the highest calibration standard.

   These solutions provide verification that the calibration equations are functioning properly throughout the analytical range of the instrument. During sample analysis dilutions are made for analytes found at concentrations above the highest calibration standard. No results are taken from extrapolations beyond the highest standard.

Analysis by ICP-MS followed method 6020A and PA SOP 827 Rev. 6.

The relationship between intensity and concentration for each element is established using at least four standards, one of which is a blank solution. A calibration equation relating instrument response to concentration is developed by the instrument software. The equation is a higher order polynomial. This type of equation is used to improve quantitation accuracy at lower concentrations where the relationship between concentration and instrument response is non-linear.

During sample analysis concentrations are computed by the software and the results are printed in ug/L. The validity of the calibration equation is tested by analyzing the following solutions: a blank, a low level check solution with concentrations near the reporting limit, an Initial Calibration Verification (ICV) standard from a 2nd source standard solution with concentrations near the middle of the analytical range, a Continuing Calibration Verification (CCV) standard with concentrations near the middle of the analytical range but different than those in the ICV, and a readback of the highest calibration standard.

These solutions provide verification that the calibration equations are functioning properly throughout the analytical range of the instrument. During sample analysis dilutions are made for analytes found at concentrations above the highest calibration standard. No results are taken from extrapolations beyond the highest standard.

Analysis by CVAA followed method 7470A and PA SOP 812 Rev. 14.

The relationship between intensity and concentration is determined daily, prior to sample analysis. At least five standards and a blank solution are analyzed to establish the calibration curve. The instrument software performs a linear regression to fit the calibration data to a curve of the form:

$$conc. = B * I + C$$

where: conc. = concentration

B = slope coefficient

I = intensity

C = intercept coefficient

A printout summarizing the calibration data supplies the calibration curve and correlation coefficient. During sample analysis both intensity and concentration values are printed. Dilutions are made for concentrations above the highest calibration standard. No results are taken from extrapolations above the highest standard.

6. All standards and solutions are NIST traceable and were used within their recommended shelf life.

7. The samples were prepared and analyzed within the established hold times.

All in house quality control procedures were followed, as described below.

8. General quality control procedures.

   - A preparation (method) blank and laboratory control sample were digested and analyzed with the samples in each digestion batch. There were not more than 20 samples in each digestion batch.
   - The preparation (method) blank associated with each digestion batch was below the practical quantitation limit for each requested analyte.
   - The laboratory control sample associated with each digestion batch was within the acceptance limits. This indicates complete digestion according to the method.
   - All initial and continuing calibration blanks associated with each analytical batch were below the practical quantitation limits for the requested analytes.
   - All initial and continuing calibration verifications associated with each analytical batch were within the acceptance criteria for the requested analytes. This indicates a valid calibration and stable instrument conditions.
   - The high standard readbacks associated with Method 6010B and 6020A analyses were within acceptance criteria.
   - The interference check samples associated with Method 6010B were within acceptance criteria.
   - The interference check samples associated with Method 6020A were analyzed.

9. Matrix specific quality control procedures.

   Sample 0810031-2 was designated as the quality control sample for the mercury analysis. Per method requirements, matrix QC was performed for the Trace ICP and ICP-MS analyses. Since a sample from this client was not the selected quality control (QC) sample, matrix specific QC results are not included in this report.

   Similarity of matrix and therefore relevance of the QC results should not be automatically inferred for any sample other than the native sample selected for QC.

   - A matrix spike and matrix spike duplicate were digested and analyzed with the mercury batch. All acceptance criteria for accuracy were met.
   - A sample duplicate and matrix spike duplicate were digested and analyzed with the mercury batch. All acceptance criteria for precision were met.

10. It is a standard PA practice that samples for ICP-MS are analyzed at a 10X dilution.

The data contained in the following report have been reviewed and approved by the personnel listed below. In addition, Paragon Analytics certifies that the analyses reported herein are true, complete and correct within the limits of the methods employed.

Emily Knodel
Inorganics Primary Data Reviewer

10-15-08
Date

Inorganics Final Data Reviewer

10/16/08
Date

Inorganic Data Reporting Qualifiers

The following qualifiers are used by the laboratory when reporting results of inorganic analyses.

- Result qualifier -- A "B" is entered if the reported value was obtained from a reading that was less than the Practical Quantitation Limit but greater than or equal to the Method Detection Limit (MDL). If the analyte was analyzed for but not detected a "U" is entered.

- QC qualifier -- Specified entries and their meanings are as follows:

  E - The reported value is estimated because of the presence of interference. An explanatory note may be included in the narrative.

  M - Duplicate injection precision was not met.

  N - Spiked sample recovery not within control limits. A post spike is analyzed for all ICP analyses when the matrix spike and or spike duplicate fail and the native sample concentration is less than four times the spike added concentration.

  Z - Spiked recovery not within control limits. An explanatory note may be included in the narrative.

  * - Duplicate analysis (relative percent difference) not within control limits.

  S - SAR value is estimated as one or more analytes used in the calculation were not detected above the detection limit.

Chain of Custody

Paragon Analytics

Sample Number(s) Cross-Reference Table

Paragon OrderNum: 0810031
Client Name: URS
Client Project Name: Cistern Excavation
Client Project Number:
Client PO Number: Cistern Excavation

Client Sample Number	Lab Sample Number	COC Number	Matrix	Date Collected	Time Collected
Cistern 100308	0810031-1		WATER	03-Oct-08	10:40
CD 100308	0810031-2		WATER	03-Oct-08	10:45
Cistern 100308-S	0810031-3		SOIL	03-Oct-08	11:10
Trip Blank	0810031-4		WATER	03-Oct-08	
Trip Blank	0810031-5		WATER	03-Oct-08	

Paragon Analytics
A Division of DataChem Laboratories, Inc.

225 Commerce Drive Fort Collins, CO 80524
800-443-1511 or (970) 490-1511 (970) 490-1522 Fax

Accession Number (LAB ID) 0810031

Chain-of-Custody Date 10/3/08 Page 1 of 1

Originator: Retain pink copy!

Project Name/No.: Prather Spring Sampler(s): Mark Lavorsen Turnaround (circle one) **Standard** or **Rush** (Due _____) Dispose: **Date** _____ or **Return to Client**

Report To: Sheri O'connor
Phone: Cistern Sampling
Fax:
E-mail:
Company: URS
Address: 8181 E Tufts Ave
Denver, CO 80112

Circle method (right); provide additional information as needed (comments).

Sample ID	Date	Time *	Lab ID	Matrix	Preservative (indicate type... HCl, etc.)	No. of Containers	VOCs SW8260B	BTEX (only) SW8021B	SVOCs SW8270C	~~OC Pesticides~~ Glycols ~~SW8081A~~	~~PCBs~~ Nitrate + Nitrite ~~SW8082~~	Herbicides SW8151A	Explosives SW8330	TCLP Organics SW1311 SW8260B 8270C 8081A 8151A	TCLP Metals SW1311 Hg SW6010B 7470	Total Metals by ICP Hg SW6010B 7470 7471 E200.7	Dissolved Metals by ICP Hg SW6010B 7470 E200.7	Total Metals by ICP/MS SW6020A E200.8	Dissolved Metals by ICP/MS SW6020A E200.8	Hexavalent Chromium SW7196A Alkaline Digest? Y / N	Inorganic Anions SW9056 E300.0 (specify in comments)	Solids: Total E160.3 TDS E160.1 TSS E160.2	pH SW9040B SW9045C	TPH SW8015B GRO DRO (circle one or both)	Gross Alpha / Beta SW9310 E900.0	Actinides by Paragon SOP Pu / U / Am / Th / Cm / ___	Tritium E906.0	Total Alpha-Emitting Radium SW9315 E903.0	Radium 226 E903.1	Radium 228 SW9320 E904.0	Strontium 90 (Total RadioSr) D5811-00	Gamma Isotopes E901.1	Radon 222 SM7510Rn	Oil + Grease	Sulphide
Cistern 100308	10/3/08	1040	1	W		14	3		2	3	1					1					1			1										1	1
CD100308	10/3/08	1045	2	W		13	3		2	3	1					1					1			1											1
~~Trip Blank 100308~~	~~10/3/08~~		~~3~~	~~W~~			~~3~~																												
Cistern 100308	10/3/08	1110	10/7/08 3	S		1	1		~~2~~		~~1~~					~~1~~								~~1~~											~~1~~
Trip Blank ~~100308~~ 2	10/3		10/7/08 4	W			1		X	10/7/08																									
Trip Blank 100308 1	10/3		10/7/08 5	W			1		X	10/7/08																									

* **Time Zone:** EST CST MST PST **Matrix Key:** O = oil, S = soil, NS = non-soil solid, W = water, L = liquid, E = extract, F = filter

Comments:

∞

Form 202r6.xls (6/16/06)

Relinquished By: (1)	Relinquished By: (2)
Signature: Mark Lavorsen	Signature:
Printed Name: Mark Lavorsen	Printed Name:
Date: 10/3/08 Time: 1940	Date: Time:
Company: URS Corp	Company:

Received By: (1)	Received By: (2)
Signature: Debbie Fazio	Signature:
Printed Name: Debbie Fazio	Printed Name:
Date: 10/3/08 Time: 1940	Date: Time:
Company: Paragon Analytics	Company:

68 10031

cistern excavation

Table 2
Fluid Media Analytical Parameters, Holding Times, and Preservation Requirements

Analytical Parameter	Analytical Method	Sample Holding Time (from collection)	Preservation	Number of Containers and Minimum Volume	Type
Metals (including Hg)	SW 6010/SW 6020 and SW 7470A	6 months (28 days mercury) 3	pH ≤2 with HNO_3, ≤6°C	1 - 500 mL Poly Bottle 3	
Anions [1]	EPA 300.0	28 days	≤6°C 500 ml	1 - 1L Poly Bottle 4	
Alkalinity	EPA 310.1	14 days			
Total Dissolved Solids (TDS)	EPA 160.1	7 days 4			
pH	SW 9040	4 days from receipt at lab			
Specific Conductance	EPA 120.1				
Nitrate+Nitrite [2]	EPA 353.2	28 days 5	pH ≤2 with H_2SO_4, ≤6°C	1 - 125 mL Poly Bottle	
Sulfide	EPA 376.1	7 days 6	NaOH/ ZnAc, ≤6°C	1 - 500 mL Poly Bottle	
Total Petroleum Hydrocarbons (Diesel Range Organics [DRO] and Motor Oil Range Organics [MRO])	SW 8015BM	7 days to extraction, 40 days after extraction 7	≤6°C	1 - 1L Amber Glass Bottles	
Volatile Organic Compounds (VOCs)	SW 8260B	14 days 2	pH ≤2 with HCl, ≤6°C	3 - 40 mL Glass VOA vials 1	
Semi-volatile Organic Compounds (SVOCs)	SW 8270C	7 days to extraction, 40 days after extraction 8	≤6°C	2 - 1L Amber Glass bottles 1 only	1
Glycols (Ethylene + Propylene)	SW 8015B	7 days to preserve, 14 days to analyze 9 1	≤6°C	3 - 40 mL Glass VOA vials 2	
Oil & Grease [3]	EPA 1664	7 days to extraction, 40 days after extraction 10	pH ≤2 with H_2SO_4, ≤6°C unpreserved	1 - 1L Amber Glass Bottles ~~unpreserved~~	

[1] Anions include: chloride, sulfate, fluoride, bromide, nitrate, and nitrite.
[2] Combined nitrate and nitrite aliquot will be analyzed only if sample for anion analysis by Method 300.0 is not analyzed within 48 hours.

08100031

Table 1
Solid Media Analytical Parameters, Holding Times, and Preservation Requirements

Analytical Parameter	Analytical Method	Sample Holding Time (from collection)	Preservation	Number of Containers and Minimum Volume
Metals (including Hg)	SW 6010/SW 6020 and SW 7470A	6 months (28 days mercury)	≤6°C	1 - 8 oz. Amber Glass Jar
Anions [1]	EPA 300.0	28 days		
paste Alkalinity	EPA 310.1			
paste pH	EPA 105.1			
paste Specific Conductance	EPA 120.1			
Nitrate + Nitrite	EPA 353.2			
Percent Solids	PAI SOP			
Volatile Organic Compounds (VOCs)	SW 8260B	14 days	≤6°C	Terracore kit consisting of: 1 - 2 oz. Amber Glass Jar ~~2 - 40 mL Glass Vials w/ water, 1 - 40 mL Glass Vial w/ methanol~~
Total Petroleum Hydrocarbons (Diesel Range Organics [DRO] and Motor Oil Range Organics [MRO])	SW 8015BM	14 days to extraction 40 days after extraction	≤6°C	1 - 8 oz. Amber Glass Jar
Semi-volatile Organic Compounds (SVOCs)	SW 8270C			
Oil & Grease	SW 9071			
Glycols (Ethylene + Propylene)	SW 8015B	7 days to preserve, 14 days to analyze		

TCLP = Toxicity Characteristic Leaching Procedure
ZHE = Zero-headspace extraction
[1] Anions include: chloride, sulfate, fluoride, bromide, nitrate, and nitrite

CONDITION OF SAMPLE UPON RECEIPT FORM

Paragon Analytics

Client: URS

Workorder No: 0810031

Project Manager: DJF

Initials: DJ

Date: 10/3/08

1.	Does this project require any **special handling** in addition to standard Paragon procedures?		YES	NO
2.	Are custody **seals** on **shipping containers** intact?	NONE	YES	NO
3.	Are Custody seals on **sample containers** intact?	NONE	YES	NO
4.	Is there a **COC (Chain-of-Custody) present** or other representative documents?		YES	NO
5.	Are the **COC and bottle labels complete and legible**?		YES	NO
6.	Is the **COC in agreement** with samples received? (IDs, dates, times, no. of samples, no. of containers, matrix, requested analyses, etc.)		YES *	NO
7.	Were **airbills / shipping documents** present and/or removable?	DROP OFF	YES	NO
8.	Are all aqueous **samples requiring preservation preserved correctly?** (excluding volatiles)	N/A	YES	NO
9.	Are all aqueous **non-preserved samples pH 4-9**?	N/A	YES	NO
10.	Is there **sufficient sample** for the requested analyses?		YES	NO
11.	Were all samples placed in the **proper containers** for the requested analyses?		YES	NO
12.	Are all samples within **holding times** for the requested analyses?		YES	NO
13.	Were all sample containers received **intact**? (not broken or leaking, etc.)		YES	NO
14.	Are all samples requiring **no** headspace (**VOC, GRO, RSK/MEE, Rx CN/S, radon**) headspace free? **Size of bubble:** x < green pea x > green pea	N/A	YES	NO •
15.	Do perchlorate LCMS-MS samples **have** headspace? (at least 1/3 of container required)	N/A	YES	NO
16.	Were samples checked for and free from the presence of **residual chlorine?** (Applicable when PM has indicated samples are from a chlorinated water source; note if field preservation with sodium thiosulfate was not observed.)	N/A	YES	NO
17.	Were the samples **shipped on ice**?		YES	NO
18.	Were cooler temperatures measured at 0.1-6.0°C? **IR gun used*:** #2 #4	RAD ONLY	YES	NO

Cooler #:	X DJ 10/3/08	1114						
#2 Temperature (°C):	7°	4°						
No. of custody seals on cooler:	1	1						
DOT Survey/ Acceptance Information — External µR/hr reading:	13	13						
Background µR/hr reading:	11							

Were external µR/hr readings ≤ two times background and within DOT acceptance criteria? **YES / NO / NA** (If no, see Form 008.)

Additional Information: PROVIDE DETAILS BELOW FOR A NO RESPONSE TO ANY QUESTION ABOVE, EXCEPT #1 AND #16.

Samples physically received 10/3/08. Unpacked 10/4/08

* Samples 4 and 5 (Trip Blank and Trip Blank 100308) No sample time listed

• Sample 1 (Cistern 100308) 1 of 3 40ml VOC vials contain headspace < pea

2 (CD100308) ↓ ↓ ↓ ↓ ↓ ↓ > pea.

TOC bottles Not rec'd at Paragon

If applicable, was the client contacted? **YES / NO / NA** Contact: _____ Date/Time: _____

Project Manager Signature / Date: _____

*IR Gun #2: Oakton, SN 29922500201-0066 *IR Gun #4: Oakton, SN 2372220101-0002

An "-S" was added as the suffix for soil sample Cistern 100308 per URS.

Form 201r21.xls (7/30/08)

Sample Results

Total Recoverable ICP Metals

Method SW6010B

Sample Results

Lab Name: **Paragon Analytics**
Work Order Number: 0810031
Client Name: URS
ClientProject ID: Cistern Excavation

Field ID: Cistern 100308
Lab ID: 0810031-1

Sample Matrix: WATER
% Moisture: N/A
Date Collected: 03-Oct-08
Date Extracted: 07-Oct-08
Date Analyzed: 08-Oct-08
Prep Method: SW3005 Rev A

Prep Batch: IP081007-2
QCBatchID: IP081007-2-1
Run ID: IT081008-2A3
Cleanup: NONE
Basis: As Received
File Name: 081008A.

Sample Aliquot: 50 g
Final Volume: 50 g
Result Units: UG/L
Clean DF: 1

CASNO	Target Analyte	Dilution Factor	Result	Reporting Limit	MDL	Result Qualifier	EPA Qualifier
7429-90-5	ALUMINUM	1	150	200	14	B	
7440-38-2	ARSENIC	1	10	10	4.2	U	
7440-39-3	BARIUM	1	68	100	0.1	B	
7440-41-7	BERYLLIUM	1	0.89	5	0.13	B	
7440-42-8	BORON	1	31	100	3.6	B	
7440-70-2	CALCIUM	1	64000	1000	14		
7440-47-3	CHROMIUM	1	2.1	10	0.51	B	
7440-48-4	COBALT	1	10	10	0.31	U	
7440-50-8	COPPER	1	10	10	0.47	U	
7439-89-6	IRON	1	43	100	8.3	B	
7439-92-1	LEAD	1	3	3	2.2	U	
7439-95-4	MAGNESIUM	1	21000	1000	7.5		
7439-96-5	MANGANESE	1	53	10	0.15		
7439-98-7	MOLYBDENUM	1	2.7	10	1.1	B	
7440-02-0	NICKEL	1	0.87	20	0.59	B	
7723-14-0	PHOSPHORUS	1	78	200	13	B	
7440-09-7	POTASSIUM	1	880	1000	29	B	
7782-49-2	SELENIUM	1	5	5	4.7	U	
7440-22-4	SILVER	1	10	10	0.69	U	
7440-23-5	SODIUM	1	32000	1000	6		
7440-28-0	THALLIUM	1	10	10	6.6	U	
7440-62-2	VANADIUM	1	14	10	0.51		
7440-66-6	ZINC	1	20	20	4.4	U	

Data Package ID: *IT0810031-1*

Total Recoverable ICP Metals

Method SW6010B

Sample Results

Lab Name: **Paragon Analytics**
Work Order Number: 0810031
Client Name: URS
ClientProject ID: Cistern Excavation

Field ID: CD 100308
Lab ID: 0810031-2

Sample Matrix: WATER
% Moisture: N/A
Date Collected: 03-Oct-08
Date Extracted: 07-Oct-08
Date Analyzed: 08-Oct-08
Prep Method: SW3005 Rev A

Prep Batch: IP081007-2
QCBatchID: IP081007-2-1
Run ID: IT081008-2A3
Cleanup: NONE
Basis: As Received
File Name: 081008A.

Sample Aliquot: 50 g
Final Volume: 50 g
Result Units: UG/L
Clean DF: 1

CASNO	Target Analyte	Dilution Factor	Result	Reporting Limit	MDL	Result Qualifier	EPA Qualifier
7429-90-5	ALUMINUM	1	160	200	14	B	
7440-38-2	ARSENIC	1	10	10	4.2	U	
7440-39-3	BARIUM	1	68	100	0.1	B	
7440-41-7	BERYLLIUM	1	0.84	5	0.13	B	
7440-42-8	BORON	1	30	100	3.6	B	
7440-70-2	CALCIUM	1	63000	1000	14		
7440-47-3	CHROMIUM	1	1.6	10	0.51	B	
7440-48-4	COBALT	1	10	10	0.31	U	
7440-50-8	COPPER	1	10	10	0.47	U	
7439-89-6	IRON	1	30	100	8.3	B	
7439-92-1	LEAD	1	3	3	2.2	U	
7439-95-4	MAGNESIUM	1	20000	1000	7.5		
7439-96-5	MANGANESE	1	54	10	0.15		
7439-98-7	MOLYBDENUM	1	2.5	10	1.1	B	
7440-02-0	NICKEL	1	0.98	20	0.59	B	
7723-14-0	PHOSPHORUS	1	77	200	13	B	
7440-09-7	POTASSIUM	1	850	1000	29	B	
7782-49-2	SELENIUM	1	5	5	4.7	U	
7440-22-4	SILVER	1	10	10	0.69	U	
7440-23-5	SODIUM	1	32000	1000	6		
7440-28-0	THALLIUM	1	10	10	6.6	U	
7440-62-2	VANADIUM	1	14	10	0.51		
7440-66-6	ZINC	1	4.8	20	4.4	B	

Data Package ID: *IT0810031-1*

Total Recoverable ICPMS Metals

Method SW6020A

Sample Results

Lab Name: **Paragon Analytics**
Work Order Number: 0810031
Client Name: URS
ClientProject ID: Cistern Excavation

Field ID: Cistern 100308
Lab ID: 0810031-1

Sample Matrix: WATER
% Moisture: N/A
Date Collected: 03-Oct-08
Date Extracted: 07-Oct-08
Date Analyzed: 08-Oct-08
Prep Method: SW3005 Rev A

Prep Batch: IP081007-2
QCBatchID: IP081007-2-2
Run ID: IM081008-1A2
Cleanup: NONE
Basis: As Received
File Name: 08OCT08A

Sample Aliquot: 50 g
Final Volume: 50 g
Result Units: UG/L
Clean DF: 1

CASNO	Target Analyte	Dilution Factor	Result	Reporting Limit	MDL	Result Qualifier	EPA Qualifier
7440-36-0	ANTIMONY	10	0.25	0.3	0.041	B	
7440-43-9	CADMIUM	10	0.3	0.3	0.042	U	

Data Package ID: *IM0810031-1*

Total Recoverable ICPMS Metals

Method SW6020A

Sample Results

Lab Name: **Paragon Analytics**
Work Order Number: 0810031
Client Name: URS
ClientProject ID: Cistern Excavation

Field ID: CD 100308
Lab ID: 0810031-2

Sample Matrix: WATER
% Moisture: N/A
Date Collected: 03-Oct-08
Date Extracted: 07-Oct-08
Date Analyzed: 08-Oct-08
Prep Method: SW3005 Rev A

Prep Batch: IP081007-2
QCBatchID: IP081007-2-2
Run ID: IM081008-1A2
Cleanup: NONE
Basis: As Received
File Name: 08OCT08A

Sample Aliquot: 50 g
Final Volume: 50 g
Result Units: UG/L
Clean DF: 1

CASNO	Target Analyte	Dilution Factor	Result	Reporting Limit	MDL	Result Qualifier	EPA Qualifier
7440-36-0	ANTIMONY	10	0.24	0.3	0.041	B	
7440-43-9	CADMIUM	10	0.3	0.3	0.042	U	

Data Package ID: *IM0810031-1*

Total MERCURY

Method SW7470

Sample Results

Lab Name: Paragon Analytics
Client Name: URS
Client Project ID: Cistern Excavation
Work Order Number: 0810031
Reporting Basis: As Received

Final Volume: 20 g
Matrix: WATER
Result Units: UG/L

Client Sample ID	Lab ID	Date Collected	Date Prepared	Date Analyzed	Percent Moisture	Dilution Factor	Result	Reporting Limit	MDL	Flag	Sample Aliquot
Cistern 100308	0810031-1	10/3/2008	10/8/2008	10/13/2008	N/A	1	0.2	0.2	0.0075	U	20 g
CD 100308	0810031-2	10/3/2008	10/8/2008	10/13/2008	N/A	1	0.2	0.2	0.0075	U	20 g

Comments:

1. ND or U = Not Detected at or above the client requested detection limit.

Data Package ID: *HG0810031-1*

Summary Report Forms

ICP Metals

Method SW6010B
Method Blank

Lab Name: **Paragon Analytics**
Work Order Number: 0810031
Client Name: URS
ClientProject ID: Cistern Excavation

Lab ID: IP081007-2MB

Sample Matrix: WATER
% Moisture: N/A
Date Collected: N/A
Date Extracted: 07-Oct-08
Date Analyzed: 08-Oct-08

Prep Batch: IP081007-2
QCBatchID: IP081007-2-1
Run ID: IT081008-2A3
Cleanup: NONE
Basis: N/A
File Name: 081008A.

Sample Aliquot: 50 g
Final Volume: 50 g
Result Units: UG/L
Clean DF: 1

CASNO	Target Analyte	DF	Result	Reporting Limit	MDL	Result Qualifier	EPA Qualifier
7429-90-5	ALUMINUM	1	74	200	14	B	
7440-38-2	ARSENIC	1	-5.1	10	4.2	B	
7440-39-3	BARIUM	1	0.11	100	0.1	B	
7440-41-7	BERYLLIUM	1	0.53	5	0.13	B	
7440-42-8	BORON	1	100	100	3.6	U	
7440-70-2	CALCIUM	1	-28	1000	14	B	
7440-47-3	CHROMIUM	1	1.6	10	0.51	B	
7440-48-4	COBALT	1	-1.2	10	0.31	B	
7440-50-8	COPPER	1	-1.9	10	0.47	B	
7439-89-6	IRON	1	24	100	8.3	B	
7439-92-1	LEAD	1	3	3	2.2	U	
7439-95-4	MAGNESIUM	1	-35	1000	7.5	B	
7439-96-5	MANGANESE	1	10	10	0.15	U	
7439-98-7	MOLYBDENUM	1	10	10	1.1	U	
7440-02-0	NICKEL	1	20	20	0.59	U	
7723-14-0	PHOSPHORUS	1	200	200	13	U	
7440-09-7	POTASSIUM	1	230	1000	29	B	
7782-49-2	SELENIUM	1	5	5	4.7	U	
7440-22-4	SILVER	1	10	10	0.69	U	
7440-23-5	SODIUM	1	160	1000	6	B	
7440-28-0	THALLIUM	1	10	10	6.6	U	
7440-62-2	VANADIUM	1	10	10	0.51	U	
7440-66-6	ZINC	1	20	20	4.4	U	

Data Package ID: *IT0810031-1*

ICP Metals

Method SW6010B

Laboratory Control Sample

Lab Name: **Paragon Analytics**
Work Order Number: 0810031
Client Name: URS
ClientProject ID: Cistern Excavation

Lab ID: IP081007-2LCS

Sample Matrix: WATER
% Moisture: N/A
Date Collected: N/A
Date Extracted: 10/07/2008
Date Analyzed: 10/08/2008
Prep Method: SW3005A

Prep Batch: IP081007-2
QCBatchID: IP081007-2-1
Run ID: IT081008-2A3
Cleanup: NONE
Basis: N/A
File Name: 081008A.

Sample Aliquot: 50 g
Final Volume: 50 g
Result Units: UG/L
Clean DF: 1

CASNO	Target Analyte	Spike Added	LCS Result	Reporting Limit	Result Qualifier	LCS % Rec.	Control Limits
7429-90-5	ALUMINUM	2000	2190	200		109	80 - 120%
7440-38-2	ARSENIC	2000	1960	10		98	80 - 120%
7440-39-3	BARIUM	2000	2010	100		101	80 - 120%
7440-41-7	BERYLLIUM	50	49.6	5		99	80 - 120%
7440-42-8	BORON	1000	1040	100		104	80 - 120%
7440-70-2	CALCIUM	40000	42200	1000		106	80 - 120%
7440-47-3	CHROMIUM	200	197	10		98	80 - 120%
7440-48-4	COBALT	500	483	10		97	80 - 120%
7440-50-8	COPPER	250	247	10		99	80 - 120%
7439-89-6	IRON	1000	985	100		98	80 - 120%
7439-92-1	LEAD	500	497	3		99	80 - 120%
7439-95-4	MAGNESIUM	40000	41400	1000		103	80 - 120%
7439-96-5	MANGANESE	500	478	10		96	80 - 120%
7439-98-7	MOLYBDENUM	1000	981	10		98	80 - 120%
7440-02-0	NICKEL	500	503	20		101	80 - 120%
7723-14-0	PHOSPHORUS	10000	9620	200		96	80 - 120%
7440-09-7	POTASSIUM	40000	39000	1000		98	80 - 120%
7782-49-2	SELENIUM	2000	2050	5		102	80 - 120%
7440-22-4	SILVER	100	98.1	10		98	80 - 120%
7440-23-5	SODIUM	40000	39300	1000		98	80 - 120%
7440-28-0	THALLIUM	2000	2060	10		103	80 - 120%
7440-62-2	VANADIUM	500	498	10		100	80 - 120%
7440-66-6	ZINC	500	486	20		97	80 - 120%

Data Package ID: *IT0810031-1*

Prep Batch ID: IP081007-2

Start Date: 10/07/08
Start Time: 11:20
Prep Analyst: Preston Mathiesen

End Date: 10/07/08
End Time: 17:05

Concentration Method: NONE
Extract Method: SW3005A
Initial Volume Units: g
Final Volume Units: g

Batch Created By: plm
Date Created: 10/07/08
Time Created: 11:43
Validated By: plm
Date Validated: 10/07/08
Time Validated: 18:42

Comments:

QC Batch ID: IP081007-2-1

Lab ID	QC Type	Field ID	Matrix	Date Collected	Initial Wt/Vol	Final Wt/Vol	Cleanup Method	Cleanup DF	Order Number
IP081007-2	MB	XXXXXX	WATER	XXXXXX	50	50	NONE	1	0809210
IP081007-2	LCS	XXXXXX	WATER	XXXXXX	50	50	NONE	1	0809210
0809210-24	MS	XXXXXX	WATER	XXXXXX	50	50	NONE	1	0809210
0809210-24	MSD	XXXXXX	WATER	XXXXXX	50	50	NONE	1	0809210
0809210-24	DUP	XXXXXX	WATER	XXXXXX	50	50	NONE	1	0809210
0809210-24	SMP	XXXXXX	WATER	XXXXXX	50	50	NONE	1	0809210
0810031-1	SMP	Cistern 100308	WATER	10/3/2008	50	50	NONE	1	0810031
0810031-2	SMP	CD 100308	WATER	10/3/2008	50	50	NONE	1	0810031

QC Types

CAR	Carrier reference sample	DUP	Laboratory Duplicate
LCS	Laboratory Control Sample	LCSD	Laboratory Control Sample Duplicat
MB	Method Blank	MS	Laboratory Matrix Spike
MSD	Laboratory Matrix Spike Duplicate	REP	Sample replicate
SMP	Field Sample	SYS	Sample Yield Spike

ICP Metals

Method SW6010
Calibration Verifications

Lab Name: **Paragon Analytics**
Work Order Number: 0810031
Client Name: URS
ClientProject ID: Cistern Excavation

Lab ID: ICV
QC Type: Initial Calibration

File Name: 081008A.

Run ID: IT081008-2A3
Date Analyzed: 10/08/2008
Time Analyzed: 10:23
Result Units: MG/L

CASNO	Target Analyte	Spike Added	Result	Reporting Limit	Result Qualifier	% Rec.	Control Limits
7429-90-5	ALUMINUM	25	26.7	0.2		107	90 - 110%
7440-38-2	ARSENIC	0.25	0.251	0.01		100	90 - 110%
7440-39-3	BARIUM	0.5	0.511	0.1		102	90 - 110%
7440-41-7	BERYLLIUM	0.25	0.25	0.005		100	90 - 110%
7440-42-8	BORON	0.5	0.522	0.1		104	90 - 110%
7440-70-2	CALCIUM	25	26.8	1		107	90 - 110%
7440-47-3	CHROMIUM	0.5	0.506	0.01		101	90 - 110%
7440-48-4	COBALT	0.25	0.249	0.01		100	90 - 110%
7440-50-8	COPPER	0.5	0.51	0.01		102	90 - 110%
7439-89-6	IRON	10	10.3	0.1		103	90 - 110%
7439-92-1	LEAD	0.5	0.506	0.003		101	90 - 110%
7439-95-4	MAGNESIUM	25	26.4	1		106	90 - 110%
7439-96-5	MANGANESE	0.5	0.494	0.01		99	90 - 110%
7439-98-7	MOLYBDENUM	0.5	0.501	0.01		100	90 - 110%
7440-02-0	NICKEL	0.5	0.507	0.02		101	90 - 110%
7723-14-0	PHOSPHORUS	2.5	2.46	0.2		98	90 - 110%
7440-09-7	POTASSIUM	25	25.1	1		100	90 - 110%
7782-49-2	SELENIUM	0.5	0.507	0.005		101	90 - 110%
7440-22-4	SILVER	0.1	0.104	0.01		104	90 - 110%
7440-23-5	SODIUM	25	24.9	1		100	90 - 110%
7440-28-0	THALLIUM	0.25	0.263	0.01		105	90 - 110%
7440-62-2	VANADIUM	0.25	0.253	0.01		101	90 - 110%
7440-66-6	ZINC	0.5	0.499	0.02		100	90 - 110%

Data Package ID: *IT0810031-1*

ICP Metals

Method SW6010
Calibration Verifications

Lab Name: **Paragon Analytics**
Work Order Number: 0810031
Client Name: URS
ClientProject ID: Cistern Excavation

Lab ID: CCV1
QC Type: Continuing Calibration

File Name: 081008A.

Run ID: IT081008-2A3
Date Analyzed: 10/08/2008
Time Analyzed: 10:34
Result Units: MG/L

CASNO	Target Analyte	Spike Added	Result	Reporting Limit	Result Qualifier	% Rec.	Control Limits
7429-90-5	ALUMINUM	50	51.6	0.2		103	90 - 110%
7440-38-2	ARSENIC	0.5	0.491	0.01		98	90 - 110%
7440-39-3	BARIUM	1	1	0.1		100	90 - 110%
7440-41-7	BERYLLIUM	0.5	0.485	0.005		97	90 - 110%
7440-42-8	BORON	1	1.03	0.1		103	90 - 110%
7440-70-2	CALCIUM	50	53	1		106	90 - 110%
7440-47-3	CHROMIUM	1	0.985	0.01		98	90 - 110%
7440-48-4	COBALT	0.5	0.486	0.01		97	90 - 110%
7440-50-8	COPPER	1	0.988	0.01		99	90 - 110%
7439-89-6	IRON	20	20.4	0.1		102	90 - 110%
7439-92-1	LEAD	1	0.99	0.003		99	90 - 110%
7439-95-4	MAGNESIUM	50	51.6	1		103	90 - 110%
7439-96-5	MANGANESE	1	0.956	0.01		96	90 - 110%
7439-98-7	MOLYBDENUM	1	0.99	0.01		99	90 - 110%
7440-02-0	NICKEL	1	0.989	0.02		99	90 - 110%
7723-14-0	PHOSPHORUS	5	4.89	0.2		98	90 - 110%
7440-09-7	POTASSIUM	50	49.4	1		99	90 - 110%
7782-49-2	SELENIUM	1	0.986	0.005		99	90 - 110%
7440-22-4	SILVER	0.2	0.202	0.01		101	90 - 110%
7440-23-5	SODIUM	50	49.2	1		98	90 - 110%
7440-28-0	THALLIUM	0.5	0.516	0.01		103	90 - 110%
7440-62-2	VANADIUM	0.5	0.493	0.01		99	90 - 110%
7440-66-6	ZINC	1	0.976	0.02		98	90 - 110%

Data Package ID: *IT0810031-1*

ICP Metals

Method SW6010
Calibration Verifications

Lab Name: **Paragon Analytics**
Work Order Number: 0810031
Client Name: URS
ClientProject ID: Cistern Excavation

Lab ID: CCV2
QC Type: Continuing Calibration

File Name: 081008A.

Run ID: IT081008-2A3
Date Analyzed: 10/08/2008
Time Analyzed: 11:00
Result Units: MG/L

CASNO	Target Analyte	Spike Added	Result	Reporting Limit	Result Qualifier	% Rec.	Control Limits
7429-90-5	ALUMINUM	50	50.5	0.2		101	90 - 110%
7440-38-2	ARSENIC	0.5	0.481	0.01		96	90 - 110%
7440-39-3	BARIUM	1	1.01	0.1		101	90 - 110%
7440-41-7	BERYLLIUM	0.5	0.465	0.005		93	90 - 110%
7440-42-8	BORON	1	1.01	0.1		101	90 - 110%
7440-70-2	CALCIUM	50	51.3	1		103	90 - 110%
7440-47-3	CHROMIUM	1	0.961	0.01		96	90 - 110%
7440-48-4	COBALT	0.5	0.472	0.01		94	90 - 110%
7440-50-8	COPPER	1	0.966	0.01		97	90 - 110%
7439-89-6	IRON	20	19.5	0.1		98	90 - 110%
7439-92-1	LEAD	1	0.963	0.003		96	90 - 110%
7439-95-4	MAGNESIUM	50	49.8	1		100	90 - 110%
7439-96-5	MANGANESE	1	0.92	0.01		92	90 - 110%
7439-98-7	MOLYBDENUM	1	0.961	0.01		96	90 - 110%
7440-02-0	NICKEL	1	0.964	0.02		96	90 - 110%
7723-14-0	PHOSPHORUS	5	4.84	0.2		97	90 - 110%
7440-09-7	POTASSIUM	50	49	1		98	90 - 110%
7782-49-2	SELENIUM	1	0.951	0.005		95	90 - 110%
7440-22-4	SILVER	0.2	0.197	0.01		99	90 - 110%
7440-23-5	SODIUM	50	48.4	1		97	90 - 110%
7440-28-0	THALLIUM	0.5	0.513	0.01		103	90 - 110%
7440-62-2	VANADIUM	0.5	0.48	0.01		96	90 - 110%
7440-66-6	ZINC	1	0.927	0.02		93	90 - 110%

Data Package ID: *IT0810031-1*

ICP Metals

Method SW6010
Calibration Verifications

Lab Name: **Paragon Analytics**
Work Order Number: 0810031
Client Name: URS
ClientProject ID: Cistern Excavation

Lab ID: CCV3
QC Type: Continuing Calibration

File Name: 081008A.

Run ID: IT081008-2A3
Date Analyzed: 10/08/2008
Time Analyzed: 11:26
Result Units: MG/L

CASNO	Target Analyte	Spike Added	Result	Reporting Limit	Result Qualifier	% Rec.	Control Limits
7429-90-5	ALUMINUM	50	51.4	0.2		103	90 - 110%
7440-38-2	ARSENIC	0.5	0.489	0.01		98	90 - 110%
7440-39-3	BARIUM	1	1.02	0.1		102	90 - 110%
7440-41-7	BERYLLIUM	0.5	0.482	0.005		96	90 - 110%
7440-42-8	BORON	1	1.03	0.1		103	90 - 110%
7440-70-2	CALCIUM	50	54.1	1		108	90 - 110%
7440-47-3	CHROMIUM	1	1	0.01		100	90 - 110%
7440-48-4	COBALT	0.5	0.488	0.01		98	90 - 110%
7440-50-8	COPPER	1	0.971	0.01		97	90 - 110%
7439-89-6	IRON	20	20.2	0.1		101	90 - 110%
7439-92-1	LEAD	1	1.03	0.003		103	90 - 110%
7439-95-4	MAGNESIUM	50	51.1	1		102	90 - 110%
7439-96-5	MANGANESE	1	0.95	0.01		95	90 - 110%
7439-98-7	MOLYBDENUM	1	0.991	0.01		99	90 - 110%
7440-02-0	NICKEL	1	1.01	0.02		101	90 - 110%
7723-14-0	PHOSPHORUS	5	5.1	0.2		102	90 - 110%
7440-09-7	POTASSIUM	50	49.6	1		99	90 - 110%
7782-49-2	SELENIUM	1	0.991	0.005		99	90 - 110%
7440-22-4	SILVER	0.2	0.2	0.01		100	90 - 110%
7440-23-5	SODIUM	50	49.4	1		99	90 - 110%
7440-28-0	THALLIUM	0.5	0.517	0.01		103	90 - 110%
7440-62-2	VANADIUM	0.5	0.492	0.01		98	90 - 110%
7440-66-6	ZINC	1	0.979	0.02		98	90 - 110%

Data Package ID: *IT0810031-1*

ICP Metals

Method SW6010
Calibration Verifications

Lab Name: **Paragon Analytics**
Work Order Number: 0810031
Client Name: URS
ClientProject ID: Cistern Excavation

Lab ID: CCV4
QC Type: Continuing Calibration

File Name: 081008A.

Run ID: IT081008-2A3
Date Analyzed: 10/08/2008
Time Analyzed: 11:52
Result Units: MG/L

CASNO	Target Analyte	Spike Added	Result	Reporting Limit	Result Qualifier	% Rec.	Control Limits
7429-90-5	ALUMINUM	50	52.1	0.2		104	90 - 110%
7440-38-2	ARSENIC	0.5	0.49	0.01		98	90 - 110%
7440-39-3	BARIUM	1	1.03	0.1		103	90 - 110%
7440-41-7	BERYLLIUM	0.5	0.485	0.005		97	90 - 110%
7440-42-8	BORON	1	1.05	0.1		105	90 - 110%
7440-70-2	CALCIUM	50	54.9	1		110	90 - 110%
7440-47-3	CHROMIUM	1	1.02	0.01		102	90 - 110%
7440-48-4	COBALT	0.5	0.492	0.01		98	90 - 110%
7440-50-8	COPPER	1	0.979	0.01		98	90 - 110%
7439-89-6	IRON	20	20.3	0.1		102	90 - 110%
7439-92-1	LEAD	1	1.05	0.003		105	90 - 110%
7439-95-4	MAGNESIUM	50	51.6	1		103	90 - 110%
7439-96-5	MANGANESE	1	0.957	0.01		96	90 - 110%
7439-98-7	MOLYBDENUM	1	1	0.01		100	90 - 110%
7440-02-0	NICKEL	1	1.02	0.02		102	90 - 110%
7723-14-0	PHOSPHORUS	5	5.19	0.2		104	90 - 110%
7440-09-7	POTASSIUM	50	50.3	1		101	90 - 110%
7782-49-2	SELENIUM	1	0.981	0.005		98	90 - 110%
7440-22-4	SILVER	0.2	0.201	0.01		101	90 - 110%
7440-23-5	SODIUM	50	50.3	1		101	90 - 110%
7440-28-0	THALLIUM	0.5	0.525	0.01		105	90 - 110%
7440-62-2	VANADIUM	0.5	0.496	0.01		99	90 - 110%
7440-66-6	ZINC	1	0.985	0.02		98	90 - 110%

Data Package ID: *IT0810031-1*

ICP Metals

Method SW6010
Calibration Verifications

Lab Name: **Paragon Analytics**
Work Order Number: 0810031
Client Name: URS
ClientProject ID: Cistern Excavation

Lab ID: CCV5
QC Type: Continuing Calibration

File Name: 081008A.

Run ID: IT081008-2A3
Date Analyzed: 10/08/2008
Time Analyzed: 12:15
Result Units: MG/L

CASNO	Target Analyte	Spike Added	Result	Reporting Limit	Result Qualifier	% Rec.	Control Limits
7429-90-5	ALUMINUM	50	51.2	0.2		102	90 - 110%
7440-38-2	ARSENIC	0.5	0.473	0.01		95	90 - 110%
7440-39-3	BARIUM	1	0.946	0.1		95	90 - 110%
7440-41-7	BERYLLIUM	0.5	0.47	0.005		94	90 - 110%
7440-42-8	BORON	1	0.967	0.1		97	90 - 110%
7440-70-2	CALCIUM	50	49.9	1		100	90 - 110%
7440-47-3	CHROMIUM	1	0.932	0.01		93	90 - 110%
7440-48-4	COBALT	0.5	0.463	0.01		93	90 - 110%
7440-50-8	COPPER	1	0.989	0.01		99	90 - 110%
7439-89-6	IRON	20	19.6	0.1		98	90 - 110%
7439-92-1	LEAD	1	0.95	0.003		95	90 - 110%
7439-95-4	MAGNESIUM	50	50.7	1		101	90 - 110%
7439-96-5	MANGANESE	1	0.923	0.01		92	90 - 110%
7439-98-7	MOLYBDENUM	1	0.943	0.01		94	90 - 110%
7440-02-0	NICKEL	1	0.933	0.02		93	90 - 110%
7723-14-0	PHOSPHORUS	5	5	0.2		100	90 - 110%
7440-09-7	POTASSIUM	50	48.9	1		98	90 - 110%
7782-49-2	SELENIUM	1	0.972	0.005		97	90 - 110%
7440-22-4	SILVER	0.2	0.198	0.01		99	90 - 110%
7440-23-5	SODIUM	50	49.5	1		99	90 - 110%
7440-28-0	THALLIUM	0.5	0.486	0.01		97	90 - 110%
7440-62-2	VANADIUM	0.5	0.475	0.01		95	90 - 110%
7440-66-6	ZINC	1	0.922	0.02		92	90 - 110%

Data Package ID: *IT0810031-1*

ICP Metals

Method SW6010
Calibration Blanks

Lab Name: **Paragon Analytics**
Work Order Number: 0810031
Client Name: URS
ClientProject ID: Cistern Excavation

Lab ID: ICB
QC Type: Initial Calibration

Run ID: IT081008-2A3
Date Analyzed: 10/08/2008
Time Analyzed: 10:25:00 AM
Result Units: MG/L

CASNO	Target Analyte	Result	Reporting Limit	Result Qualifier
7429-90-5	ALUMINUM	0.0609	0.2	B
7440-38-2	ARSENIC	0.01	0.01	U
7440-39-3	BARIUM	0.1	0.1	U
7440-41-7	BERYLLIUM	0.000343	0.005	B
7440-42-8	BORON	0.1	0.1	U
7440-70-2	CALCIUM	-0.0298	1	B
7440-47-3	CHROMIUM	0.000803	0.01	B
7440-48-4	COBALT	0.01	0.01	U
7440-50-8	COPPER	0.01	0.01	U
7439-89-6	IRON	-0.0058	0.1	B
7439-92-1	LEAD	0.003	0.003	U
7439-95-4	MAGNESIUM	-0.0304	1	B
7439-96-5	MANGANESE	0.01	0.01	U
7439-98-7	MOLYBDENUM	0.01	0.01	U
7440-02-0	NICKEL	0.02	0.02	U
7723-14-0	PHOSPHORUS	0.2	0.2	U
7440-09-7	POTASSIUM	0.185	1	B
7782-49-2	SELENIUM	0.005	0.005	U
7440-22-4	SILVER	0.01	0.01	U
7440-23-5	SODIUM	0.155	1	B
7440-28-0	THALLIUM	0.01	0.01	U
7440-62-2	VANADIUM	0.01	0.01	U
7440-66-6	ZINC	0.02	0.02	U

Data Package ID: *IT0810031-1*

ICP Metals

Method SW6010
Calibration Blanks

Lab Name: **Paragon Analytics**
Work Order Number: 0810031
Client Name: URS
ClientProject ID: Cistern Excavation

Lab ID: CCB1
QC Type: Continuing Calibration

Run ID: IT081008-2A3
Date Analyzed: 10/08/2008
Time Analyzed: 10:36:00 AM
Result Units: MG/L

CASNO	Target Analyte	Result	Reporting Limit	Result Qualifier
7429-90-5	ALUMINUM	0.0794	0.2	B
7440-38-2	ARSENIC	0.01	0.01	U
7440-39-3	BARIUM	0.1	0.1	U
7440-41-7	BERYLLIUM	0.000563	0.005	B
7440-42-8	BORON	0.1	0.1	U
7440-70-2	CALCIUM	-0.0259	1	B
7440-47-3	CHROMIUM	0.01	0.01	U
7440-48-4	COBALT	-0.000652	0.01	B
7440-50-8	COPPER	-0.00157	0.01	B
7439-89-6	IRON	-0.00401	0.1	B
7439-92-1	LEAD	0.00235	0.003	B
7439-95-4	MAGNESIUM	-0.0309	1	B
7439-96-5	MANGANESE	0.01	0.01	U
7439-98-7	MOLYBDENUM	0.01	0.01	U
7440-02-0	NICKEL	0.02	0.02	U
7723-14-0	PHOSPHORUS	0.2	0.2	U
7440-09-7	POTASSIUM	0.215	1	B
7782-49-2	SELENIUM	0.005	0.005	U
7440-22-4	SILVER	0.01	0.01	U
7440-23-5	SODIUM	0.159	1	B
7440-28-0	THALLIUM	0.01	0.01	U
7440-62-2	VANADIUM	0.01	0.01	U
7440-66-6	ZINC	0.02	0.02	U

Data Package ID: *IT0810031-1*

ICP Metals

Method SW6010
Calibration Blanks

Lab Name: **Paragon Analytics**
Work Order Number: 0810031
Client Name: URS
ClientProject ID: Cistern Excavation

Lab ID: CCB2
QC Type: Continuing Calibration

Run ID: IT081008-2A3
Date Analyzed: 10/08/2008
Time Analyzed: 11:02:00 AM
Result Units: MG/L

CASNO	Target Analyte	Result	Reporting Limit	Result Qualifier
7429-90-5	ALUMINUM	0.121	0.2	B
7440-38-2	ARSENIC	0.01	0.01	U
7440-39-3	BARIUM	0.1	0.1	U
7440-41-7	BERYLLIUM	0.000702	0.005	B
7440-42-8	BORON	0.1	0.1	U
7440-70-2	CALCIUM	-0.0278	1	B
7440-47-3	CHROMIUM	0.01	0.01	U
7440-48-4	COBALT	0.01	0.01	U
7440-50-8	COPPER	-0.00272	0.01	B
7439-89-6	IRON	-0.00525	0.1	B
7439-92-1	LEAD	0.003	0.003	U
7439-95-4	MAGNESIUM	-0.0328	1	B
7439-96-5	MANGANESE	0.01	0.01	U
7439-98-7	MOLYBDENUM	0.01	0.01	U
7440-02-0	NICKEL	0.02	0.02	U
7723-14-0	PHOSPHORUS	0.2	0.2	U
7440-09-7	POTASSIUM	0.175	1	B
7782-49-2	SELENIUM	0.005	0.005	U
7440-22-4	SILVER	0.01	0.01	U
7440-23-5	SODIUM	0.158	1	B
7440-28-0	THALLIUM	0.01	0.01	U
7440-62-2	VANADIUM	0.01	0.01	U
7440-66-6	ZINC	0.02	0.02	U

Data Package ID: *IT0810031-1*

ICP Metals

Method SW6010
Calibration Blanks

Lab Name: **Paragon Analytics**
Work Order Number: 0810031
Client Name: URS
ClientProject ID: Cistern Excavation

Lab ID: CCB3
QC Type: Continuing Calibration

Run ID: IT081008-2A3
Date Analyzed: 10/08/2008
Time Analyzed: 11:28:00 AM
Result Units: MG/L

CASNO	Target Analyte	Result	Reporting Limit	Result Qualifier
7429-90-5	ALUMINUM	0.147	0.2	B
7440-38-2	ARSENIC	0.01	0.01	U
7440-39-3	BARIUM	0.1	0.1	U
7440-41-7	BERYLLIUM	0.0009	0.005	B
7440-42-8	BORON	0.1	0.1	U
7440-70-2	CALCIUM	-0.0273	1	B
7440-47-3	CHROMIUM	0.01	0.01	U
7440-48-4	COBALT	0.01	0.01	U
7440-50-8	COPPER	-0.00306	0.01	B
7439-89-6	IRON	-0.00473	0.1	B
7439-92-1	LEAD	0.003	0.003	U
7439-95-4	MAGNESIUM	-0.0312	1	B
7439-96-5	MANGANESE	0.01	0.01	U
7439-98-7	MOLYBDENUM	0.01	0.01	U
7440-02-0	NICKEL	0.02	0.02	U
7723-14-0	PHOSPHORUS	0.2	0.2	U
7440-09-7	POTASSIUM	0.175	1	B
7782-49-2	SELENIUM	0.005	0.005	U
7440-22-4	SILVER	0.01	0.01	U
7440-23-5	SODIUM	0.158	1	B
7440-28-0	THALLIUM	0.01	0.01	U
7440-62-2	VANADIUM	0.01	0.01	U
7440-66-6	ZINC	0.02	0.02	U

Data Package ID: *IT0810031-1*

ICP Metals

Method SW6010
Calibration Blanks

Lab Name: **Paragon Analytics**
Work Order Number: 0810031
Client Name: URS
ClientProject ID: Cistern Excavation

Lab ID: CCB4
QC Type: Continuing Calibration

Run ID: IT081008-2A3
Date Analyzed: 10/08/2008
Time Analyzed: 11:54:00 AM
Result Units: MG/L

CASNO	Target Analyte	Result	Reporting Limit	Result Qualifier
7429-90-5	ALUMINUM	0.168	0.2	B
7440-38-2	ARSENIC	0.01	0.01	U
7440-39-3	BARIUM	0.1	0.1	U
7440-41-7	BERYLLIUM	0.001	0.005	B
7440-42-8	BORON	0.1	0.1	U
7440-70-2	CALCIUM	-0.0268	1	B
7440-47-3	CHROMIUM	0.000584	0.01	B
7440-48-4	COBALT	0.01	0.01	U
7440-50-8	COPPER	-0.00376	0.01	B
7439-89-6	IRON	-0.00473	0.1	B
7439-92-1	LEAD	0.00226	0.003	B
7439-95-4	MAGNESIUM	-0.0286	1	B
7439-96-5	MANGANESE	0.01	0.01	U
7439-98-7	MOLYBDENUM	0.01	0.01	U
7440-02-0	NICKEL	0.02	0.02	U
7723-14-0	PHOSPHORUS	0.2	0.2	U
7440-09-7	POTASSIUM	0.226	1	B
7782-49-2	SELENIUM	0.005	0.005	U
7440-22-4	SILVER	0.01	0.01	U
7440-23-5	SODIUM	0.159	1	B
7440-28-0	THALLIUM	0.01	0.01	U
7440-62-2	VANADIUM	0.01	0.01	U
7440-66-6	ZINC	0.02	0.02	U

Data Package ID: *IT0810031-1*

ICP Metals

Method SW6010
Calibration Blanks

Lab Name: **Paragon Analytics**
Work Order Number: 0810031
Client Name: URS
ClientProject ID: Cistern Excavation

Lab ID: CCB5
QC Type: Continuing Calibration

Run ID: IT081008-2A3
Date Analyzed: 10/08/2008
Time Analyzed: 12:17:00 PM
Result Units: MG/L

CASNO	Target Analyte	Result	Reporting Limit	Result Qualifier
7429-90-5	ALUMINUM	0.0294	0.2	B
7440-38-2	ARSENIC	0.01	0.01	U
7440-39-3	BARIUM	0.1	0.1	U
7440-41-7	BERYLLIUM	0.000138	0.005	B
7440-42-8	BORON	0.00238	0.1	B
7440-70-2	CALCIUM	-0.0249	1	B
7440-47-3	CHROMIUM	0.000727	0.01	B
7440-48-4	COBALT	0.01	0.01	U
7440-50-8	COPPER	0.01	0.01	U
7439-89-6	IRON	-0.0037	0.1	B
7439-92-1	LEAD	0.003	0.003	U
7439-95-4	MAGNESIUM	-0.0286	1	B
7439-96-5	MANGANESE	0.01	0.01	U
7439-98-7	MOLYBDENUM	0.00123	0.01	B
7440-02-0	NICKEL	0.02	0.02	U
7723-14-0	PHOSPHORUS	0.2	0.2	U
7440-09-7	POTASSIUM	0.138	1	B
7782-49-2	SELENIUM	0.005	0.005	U
7440-22-4	SILVER	0.01	0.01	U
7440-23-5	SODIUM	0.156	1	B
7440-28-0	THALLIUM	0.01	0.01	U
7440-62-2	VANADIUM	0.01	0.01	U
7440-66-6	ZINC	0.02	0.02	U

Data Package ID: *IT0810031-1*

ICP Metals

Method SW6010

ICP Interference Check Sample

Lab Name: **Paragon Analytics**
Work Order Number: 0810031
Client Name: URS
ClientProject ID: Cistern Excavation

Run ID: IT081008-2A3
Date Analyzed: 10/08/2008
Result Units: MG/L

CASNO	Target Analyte	Spike Added		Results		% Rec.
		ICSA1	ICSAB1	ICSA1	ICSAB1	
7429-90-5	ALUMINUM	250	250	249	250	100
7440-38-2	ARSENIC		0.1		0.0848	85
7440-39-3	BARIUM		0.5		0.494	99
7440-41-7	BERYLLIUM		0.5		0.434	87
7440-42-8	BORON		1		0.978	98
7440-70-2	CALCIUM	250	250	259	248	99
7440-47-3	CHROMIUM		0.5		0.427	85
7440-48-4	COBALT		0.5		0.45	90
7440-50-8	COPPER		0.5		0.502	100
7439-89-6	IRON	100	100	102	98.1	98
7439-92-1	LEAD		0.05		0.0477	95
7439-95-4	MAGNESIUM	250	250	256	252	101
7439-96-5	MANGANESE		0.5		0.43900	88
7439-98-7	MOLYBDENUM		1		0.92100	92
7440-02-0	NICKEL		1		0.88800	89
7723-14-0	PHOSPHORUS		1		0.951	95
7440-09-7	POTASSIUM					
7782-49-2	SELENIUM		0.05		0.0501	100
7440-22-4	SILVER		0.2		0.191	95
7440-23-5	SODIUM					
7440-28-0	THALLIUM		0.1		0.09260	93
7440-62-2	VANADIUM		0.5		0.457	91
7440-66-6	ZINC		1		0.852	85

Data Package ID: *IT0810031-1*

ICP Metals

Method SW6010

ICP Interference Check Sample

Lab Name: **Paragon Analytics**
Work Order Number: 0810031
Client Name: URS
ClientProject ID: Cistern Excavation

Run ID: IT081008-2A3
Date Analyzed: 10/08/2008
Result Units: MG/L

CASNO	Target Analyte	Spike Added		Results		% Rec.
		ICSA2	ICSAB2	ICSA2	ICSAB2	
7429-90-5	ALUMINUM	250	250	244	250	100
7440-38-2	ARSENIC		0.1		0.08590	86
7440-39-3	BARIUM		0.5		0.473	95
7440-41-7	BERYLLIUM		0.5		0.44400	89
7440-42-8	BORON		1		0.951	95
7440-70-2	CALCIUM	250	250	257	249	100
7440-47-3	CHROMIUM		0.5		0.42800	86
7440-48-4	COBALT		0.5		0.45100	90
7440-50-8	COPPER		0.5		0.50400	101
7439-89-6	IRON	100	100	97.3000	100	100
7439-92-1	LEAD		0.05		0.047	94
7439-95-4	MAGNESIUM	250	250	248	255	102
7439-96-5	MANGANESE		0.5		0.44600	89
7439-98-7	MOLYBDENUM		1		0.92500	92
7440-02-0	NICKEL		1		0.881	88
7723-14-0	PHOSPHORUS		1		1.01	101
7440-09-7	POTASSIUM					
7782-49-2	SELENIUM		0.05		0.05150	103
7440-22-4	SILVER		0.2		0.19200	96
7440-23-5	SODIUM					
7440-28-0	THALLIUM		0.1		0.0932	93
7440-62-2	VANADIUM		0.5		0.46000	92
7440-66-6	ZINC		1		0.87000	87

Data Package ID: *IT0810031-1*

Metals Linear Ranges

Lab Name: **Paragon Analytics**
Work Order Number: 0810031
Client Name: URS
ClientProject ID: Cistern Excavation

Instrument ID: ICPTrace2
Active Date: 07/26/2008
Expiration Date: 10/24/2008

CASNO	Target Analyte	Concentration (ppm)
7429-90-5	ALUMINUM	500
7440-36-0	ANTIMONY	2
7440-38-2	ARSENIC	5
7440-39-3	BARIUM	10
7440-41-7	BERYLLIUM	1
7440-42-8	BORON	10
7440-43-9	CADMIUM	5
7440-70-2	CALCIUM	500
7440-47-3	CHROMIUM	10
7440-48-4	COBALT	5
7440-50-8	COPPER	10
7439-89-6	IRON	200
7439-92-1	LEAD	10
7439-95-4	MAGNESIUM	500
7439-96-5	MANGANESE	10
7439-98-7	MOLYBDENUM	10
7440-02-0	NICKEL	10
7723-14-0	PHOSPHORUS	50
7440-09-7	POTASSIUM	250
7782-49-2	SELENIUM	5
7440-22-4	SILVER	2
7440-23-5	SODIUM	250
7440-28-0	THALLIUM	5
7440-62-2	VANADIUM	5
7440-66-6	ZINC	10

ICP Interelement Correction Factors

Lab Name: **Paragon Analytics**
Work Order Number: 0810031
Client Name: URS
ClientProject ID: Cistern Excavation

Instrument ID: ICPTrace2
Active Date: 6/5/2008
Expiration Date: 6/5/2009

Analyte	Lamda (nm)	Al	Sb	As	Ba	Be	Cd	Ca	Cr	Co	Cu	Fe	Pb	Mg	Mn	Ni	Th
ALUMINUM																	
ANTIMONY									0.0076129								
BERYLLIUM																	
CADMIUM				0.0010893													
CHROMIUM																	
COBALT					-0.001400												
COPPER																	
LEAD		0.0001638										0.0000375	-0.002449				
MAGNESIUM																	
SELENIUM		-1.43E-05										-0.000123			0.001152		
SILVER																	
THALLIUM												-0.00052			-0.000176		
VANADIUM												-0.000216					
ZINC														0.0000344			

ICP Interelement Correction Factors

Lab Name: **Paragon Analytics**
Work Order Number: 0810031
Client Name: URS
ClientProject ID: Cistern Excavation

Instrument ID: ICPTrace2
Active Date: 6/5/2008
Expiration Date: 6/5/2009

Analyte	Lamda (nm)	K	Se	Ag	Na	Tl	V	Zn	Sn	Ti	Mo	Li	Sr	B	Si	U	Zr
ALUMINUM							0.0125517				0.0033239					-0.032313	
ANTIMONY											-0.006972						
BERYLLIUM							0.0015157										
CADMIUM																	
CHROMIUM																0.0005333	
COBALT										0.002105							
COPPER																0.0005552	
LEAD										0.0055904						0.0012671	
MAGNESIUM																-0.024265	
SELENIUM																-0.00098	
SILVER																0.0006982	0.0038966
THALLIUM							-0.002397			-0.000251						-0.000372	
VANADIUM																	
ZINC																	

ICPTrace2 Run Log -- 10/8/2008

Instrument ID: ICPTrace2
File Name: 081008A.
AnalRunID: IT081008-2A1
CalibRefID: IT081008-2A1

Comment	Field ID	Lab ID	DF	Date Analyzed	Time Analyzed
		MIXBHIGH	1	10/8/2008	10:01
		MIXAHIGH	1	10/8/2008	10:03
		MIXCHIGH	1	10/8/2008	10:05
		ICV	1	10/8/2008	10:23
		ICB	1	10/8/2008	10:25
		CRI1	1	10/8/2008	10:28
		ICSA1	1	10/8/2008	10:30
		ICSAB1	1	10/8/2008	10:32
		CCV1	1	10/8/2008	10:34
		CCB1	1	10/8/2008	10:36
		IP081007-2MB	1	10/8/2008	10:39
		IP081007-2LCS	1	10/8/2008	10:40
- S		0809210-24	1	10/8/2008	10:42
- S		0809210-24DUP	1	10/8/2008	10:44
- S		0809210-24SER	5	10/8/2008	10:46
- S		0809210-24MS	1	10/8/2008	10:48
- S		0809210-24MSD	1	10/8/2008	10:50
		0809210-25	1	10/8/2008	10:54
	Cistern 100308	0810031-1	1	10/8/2008	10:56
	CD 100308	0810031-2	1	10/8/2008	10:58
		CCV2	1	10/8/2008	11:00
		CCB2	1	10/8/2008	11:02
		IP081007-1MB	1	10/8/2008	11:04
		IP081007-1LCS	1	10/8/2008	11:06
		IP081007-1LCSD	1	10/8/2008	11:08
		0810030-4	1	10/8/2008	11:10
		0810030-5	1	10/8/2008	11:12
		0810030-6	1	10/8/2008	11:14
		0810030-10	1	10/8/2008	11:16
		0810030-11	1	10/8/2008	11:18
		0810030-12	1	10/8/2008	11:20
		0810030-16	1	10/8/2008	11:21
		CCV3	1	10/8/2008	11:26
		CCB3	1	10/8/2008	11:28
		0810030-17	1	10/8/2008	11:31

Data Package ID: IT0810031-1

ICPTrace2 Run Log -- 10/8/2008

Instrument ID: ICPTrace2
File Name: 081008A.
AnalRunID: IT081008-2A1
CalibRefID: IT081008-2A1

Comment	Field ID	Lab ID	DF	Date Analyzed	Time Analyzed
		0810030-18	1	10/8/2008	11:33
		0810030-22	1	10/8/2008	11:34
		0810030-23	1	10/8/2008	11:36
		0810030-24	1	10/8/2008	11:38
		0810030-28	1	10/8/2008	11:40
- S		0810030-29	1	10/8/2008	11:42
		0810030-30	1	10/8/2008	11:44
- S		0810030-34	1	10/8/2008	11:46
- S		0810030-35	1	10/8/2008	11:48
		CCV4	1	10/8/2008	11:52
		CCB4	1	10/8/2008	11:54
- S		0810030-36	1	10/8/2008	11:57
		CRI2	1	10/8/2008	11:58
		ICSA2	1	10/8/2008	12:01
		ICSAB2	1	10/8/2008	12:12
		CCV5	1	10/8/2008	12:15
		CCB5	1	10/8/2008	12:17
		CCV6	1	10/8/2008	13:09
		CCB6	1	10/8/2008	13:12
		IP081006-2MB	1	10/8/2008	13:14
		IP081006-2LCS	1	10/8/2008	13:16
- S		0809173-21	2	10/8/2008	13:18
- S		0809173-21DUP	2	10/8/2008	13:20
- S		0809173-21SER	10	10/8/2008	13:22
- S		0809173-21MS	2	10/8/2008	13:23
- S		0809173-21MSD	2	10/8/2008	13:25
- Na,S		0809173-22	10	10/8/2008	13:27
- Na,S		0809173-23	25	10/8/2008	13:29
- S		0809173-24	5	10/8/2008	13:31
		CCV7	1	10/8/2008	13:33
		CCB7	1	10/8/2008	13:35
- S		0809173-25	10	10/8/2008	13:37
- S		0809173-26	10	10/8/2008	13:39
- S		0809173-27	10	10/8/2008	13:41
- Na,S		0809173-28	10	10/8/2008	13:43

Data Package ID: IT0810031-1

ICPTrace2 Run Log -- 10/8/2008

Instrument ID: ICPTrace2
File Name: 081008A.
AnalRunID: IT081008-2A1
CalibRefID: IT081008-2A1

Comment	Field ID	Lab ID	DF	Date Analyzed	Time Analyzed
- S		0809173-29	10	10/8/2008	13:45
- S		0809173-30	5	10/8/2008	13:47
- Na,S		0809173-31	10	10/8/2008	13:49
- Na,S		0809174-1	10	10/8/2008	13:51
- Na,S		0809174-2	10	10/8/2008	13:53
- Na,S		0809174-3	10	10/8/2008	13:55
		CCV8	1	10/8/2008	13:57
		CCB8	1	10/8/2008	13:59
- S		0809174-4	10	10/8/2008	14:01
- Na,S		0809174-5	10	10/8/2008	14:03
- S		0809174-6	2	10/8/2008	14:05
- S		0809174-7	10	10/8/2008	14:07
- Na,S		0809174-8	25	10/8/2008	14:09
- Na,S		0809174-9	10	10/8/2008	14:11
		IP081007-4MB	1	10/8/2008	14:13
		IP081007-4LCS	1	10/8/2008	14:15
- S		0809174-10	10	10/8/2008	14:17
- S		0809174-11	10	10/8/2008	14:19
		CCV9	1	10/8/2008	14:21
		CCB9	1	10/8/2008	14:23
- S		0809174-12	10	10/8/2008	14:25
- Na,S		0809174-13	10	10/8/2008	14:27
- S		0809174-14	2	10/8/2008	14:29
- S		0809174-15	2	10/8/2008	14:31
- S		0809174-15DUP	2	10/8/2008	14:33
- S		0809174-15SER	10	10/8/2008	14:35
- S		0809174-15MS	2	10/8/2008	14:37
- S		0809174-15MSD	2	10/8/2008	14:39
- S		0809174-16	10	10/8/2008	14:41
- S		0809174-17	2	10/8/2008	14:43
		CCV10	1	10/8/2008	14:46
		CCB10	1	10/8/2008	14:48
- Na,S		0809174-18	10	10/8/2008	14:50
- Na,S		0809174-19	10	10/8/2008	14:52
- Na,S		0809174-20	10	10/8/2008	14:54

Data Package ID: IT0810031-1

ICPTrace2 Run Log -- 10/8/2008

Instrument ID: ICPTrace2
File Name: 081008A.
AnalRunID: IT081008-2A1
CalibRefID: IT081008-2A1

Comment	Field ID	Lab ID	DF	Date Analyzed	Time Analyzed
- Na,S		0809174-21	10	10/8/2008	14:56
- Na,S		0809174-22	25	10/8/2008	14:58
- Na,S		0809174-23	5	10/8/2008	15:00
- S		0809173-21A	2	10/8/2008	15:04
+ Na		0809173-22	100	10/8/2008	15:06
+ Na		0809173-23	100	10/8/2008	15:08
+ Na,S		0809173-28	100	10/8/2008	15:09
		CCV11	1	10/8/2008	15:11
		CCB11	1	10/8/2008	15:14
+ Na		0809173-31	100	10/8/2008	15:16
+ Na,S		0809174-1	100	10/8/2008	15:18
+ Na,S		0809174-2	100	10/8/2008	15:20
+ Na,S		0809174-3	100	10/8/2008	15:22
+ Na,S		0809174-5	100	10/8/2008	15:24
+ Na		0809174-8	100	10/8/2008	15:26
+ Na,S		0809174-9	100	10/8/2008	15:28
+ Na,S		0809174-13	100	10/8/2008	15:30
- S		0809174-15A	2	10/8/2008	15:32
+ Na,S		0809174-18	100	10/8/2008	15:34
		CCV12	1	10/8/2008	15:36
		CCB12	1	10/8/2008	15:38
+ Na,S		0809174-19	100	10/8/2008	15:40
+ Na,S		0809174-20	100	10/8/2008	15:42
+ Na,S		0809174-21	100	10/8/2008	15:44
+ Na		0809174-22	100	10/8/2008	15:46
+ Na,S		0809174-23	100	10/8/2008	15:48
		CRI3	1	10/8/2008	15:50
		ICSA3	1	10/8/2008	15:52
		ICSAB3	1	10/8/2008	15:55
		CCV13	1	10/8/2008	15:57
		CCB13	1	10/8/2008	15:59

Data Package ID: IT0810031-1

ICPMS Metals

Method SW6020A
Method Blank

Lab Name: **Paragon Analytics**
Work Order Number: 0810031
Client Name: URS
ClientProject ID: Cistern Excavation

Lab ID: IP081007-2MB

Sample Matrix: WATER
% Moisture: N/A
Date Collected: N/A
Date Extracted: 07-Oct-08
Date Analyzed: 08-Oct-08

Prep Batch: IP081007-2
QCBatchID: IP081007-2-2
Run ID: IM081008-1A2
Cleanup: NONE
Basis: N/A
File Name: 08OCT08A

Sample Aliquot: 50 g
Final Volume: 50 g
Result Units: UG/L
Clean DF: 1

CASNO	Target Analyte	DF	Result	Reporting Limit	MDL	Result Qualifier	EPA Qualifier
7440-36-0	ANTIMONY	10	0.051	0.3	0.041	B	
7440-43-9	CADMIUM	10	0.3	0.3	0.042	U	

Data Package ID: *IM0810031-1*

ICPMS Metals

Method SW6020A

Laboratory Control Sample

Lab Name: **Paragon Analytics**
Work Order Number: 0810031
Client Name: URS
ClientProject ID: Cistern Excavation

Lab ID: IM081007-2LCS

Sample Matrix: WATER
% Moisture: N/A
Date Collected: N/A
Date Extracted: 10/07/2008
Date Analyzed: 10/08/2008
Prep Method: SW3005A

Prep Batch: IP081007-2
QCBatchID: IP081007-2-2
Run ID: IM081008-1A2
Cleanup: NONE
Basis: N/A
File Name: 08OCT08A

Sample Aliquot: 50 g
Final Volume: 50 g
Result Units: UG/L
Clean DF: 1

CASNO	Target Analyte	Spike Added	LCS Result	Reporting Limit	Result Qualifier	LCS % Rec.	Control Limits
7440-36-0	ANTIMONY	20	19.9	0.3		99	80 - 120%
7440-43-9	CADMIUM	20	19.7	0.3		98	80 - 120%

Data Package ID: *IM0810031-1*

Prep Batch ID: IP081007-2

Start Date: 10/07/08
Start Time: 11:20
Prep Analyst: Preston Mathiesen

End Date: 10/07/08
End Time: 17:05

Concentration Method: NONE
Extract Method: SW3005A
Initial Volume Units: g
Final Volume Units: g

Batch Created By: plm
Date Created: 10/07/08
Time Created: 11:43
Validated By: plm
Date Validated: 10/07/08
Time Validated: 18:42

Comments:

QC Batch ID: IP081007-2-2

Lab ID	QC Type	Field ID	Matrix	Date Collected	Initial Wt/Vol	Final Wt/Vol	Cleanup Method	Cleanup DF	Order Number
IP081007-2	MB	XXXXXX	WATER	XXXXXX	50	50	NONE	1	0809210
IM081007-2	LCS	XXXXXX	WATER	XXXXXX	50	50	NONE	1	0809210
0809210-24	MS	XXXXXX	WATER	XXXXXX	50	50	NONE	1	0809210
0809210-24	MSD	XXXXXX	WATER	XXXXXX	50	50	NONE	1	0809210
0809210-24	DUP	XXXXXX	WATER	XXXXXX	50	50	NONE	1	0809210
0809210-24	SMP	XXXXXX	WATER	XXXXXX	50	50	NONE	1	0809210
0810031-1	SMP	Cistern 100308	WATER	10/3/2008	50	50	NONE	1	0810031
0810031-2	SMP	CD 100308	WATER	10/3/2008	50	50	NONE	1	0810031

QC Types

CAR	Carrier reference sample	DUP	Laboratory Duplicate
LCS	Laboratory Control Sample	LCSD	Laboratory Control Sample Duplicat
MB	Method Blank	MS	Laboratory Matrix Spike
MSD	Laboratory Matrix Spike Duplicate	REP	Sample replicate
SMP	Field Sample	SYS	Sample Yield Spike

ANTIMONY

Method SW6020

Calibration Verifications

Lab Name: **Paragon Analytics**
Work Order Number: 0810031
Client Name: URS
ClientProject ID: Cistern Excavation

Run ID: IM081008-1A2
Result Units: MG/L

Lab ID	Verification Type	Date Analyzed	Time Analyzed	Spike Added	Result	Reporting Limit	Result Qualifier	% Rec.	Control Limits
ICV	Initial Calibration	10/8/2008	13:21	0.0025	0.00248	0.00003	N/A	99	90 - 110
CCV1	Continuing Calibration	10/8/2008	14:06	0.002	0.002	0.00003	N/A	100	90 - 110
CCV2	Continuing Calibration	10/8/2008	14:44	0.002	0.00201	0.00003	N/A	100	90 - 110
CCV3	Continuing Calibration	10/8/2008	15:23	0.002	0.00198	0.00003	N/A	99	90 - 110

Data Package ID: *IM0810031-1*

CADMIUM

Method SW6020

Calibration Verifications

Lab Name: **Paragon Analytics**
Work Order Number: 0810031
Client Name: URS
ClientProject ID: Cistern Excavation

Run ID: IM081008-1A2
Result Units: MG/L

Lab ID	Verification Type	Date Analyzed	Time Analyzed	Spike Added	Result	Reporting Limit	Result Qualifier	% Rec.	Control Limits
ICV	Initial Calibration	10/8/2008	13:21	0.0025	0.00251	0.00003	N/A	100	90 - 110
CCV1	Continuing Calibration	10/8/2008	14:06	0.002	0.00198	0.00003	N/A	99	90 - 110
CCV2	Continuing Calibration	10/8/2008	14:44	0.002	0.002	0.00003	N/A	100	90 - 110
CCV3	Continuing Calibration	10/8/2008	15:23	0.002	0.00196	0.00003	N/A	98	90 - 110

Data Package ID: *IM0810031-1*

ANTIMONY

Method SW6020

Calibration Blanks

Lab Name: **Paragon Analytics**
Work Order Number: 0810031
Client Name: URS
ClientProject ID: Cistern Excavation

Run ID: IM081008-1A2
Result Units: MG/L

Lab ID	Verification Type	Date Analyzed	Time Analyzed	Result	Reporting Limit	Flag
ICB	Initial Calibration	10/8/2008	13:27	0.00003	0.00003	U
CCB1	Continuing Calibration	10/8/2008	14:10	0.00003	0.00003	U
CCB2	Continuing Calibration	10/8/2008	14:48	0.00003	0.00003	U
CCB3	Continuing Calibration	10/8/2008	15:28	0.00003	0.00003	U

Data Package ID: *IM0810031-1*

CADMIUM

Method SW6020

Calibration Blanks

Lab Name: **Paragon Analytics**
Work Order Number: 0810031
Client Name: URS
ClientProject ID: Cistern Excavation

Run ID: IM081008-1A2
Result Units: MG/L

Lab ID	Verification Type	Date Analyzed	Time Analyzed	Result	Reporting Limit	Flag
ICB	Initial Calibration	10/8/2008	13:27	0.00003	0.00003	U
CCB1	Continuing Calibration	10/8/2008	14:10	0.00003	0.00003	U
CCB2	Continuing Calibration	10/8/2008	14:48	0.00003	0.00003	U
CCB3	Continuing Calibration	10/8/2008	15:28	0.00003	0.00003	U

Data Package ID: *IM0810031-1*

ICPMS Metals

Method SW6020

ICP Interference Check Sample

Lab Name: **Paragon Analytics**
Work Order Number: 0810031
Client Name: URS
ClientProject ID: Cistern Excavation

Run ID: IM081008-1A2
Date Analyzed: 10/08/2008
Result Units: MG/L

CASNO	Target Analyte	Spike Added		Results		% Rec.
		ICSA1	ICSAB1	ICSA1	ICSAB1	
7440-36-0	ANTIMONY		0.002		0.00202	101
7440-43-9	CADMIUM		0.002		0.00191	96

Data Package ID: *IM0810031-1*

Metals Linear Ranges

Lab Name: **Paragon Analytics**
Work Order Number: 0810031
Client Name: URS
ClientProject ID: Cistern Excavation

Instrument ID: ICPMS
Active Date: 07/26/2008
Expiration Date: 10/24/2008

CASNO	Target Analyte	Concentration (ppm)
7429-90-5	ALUMINUM	0.2
7440-36-0	ANTIMONY	0.01
7440-38-2	ARSENIC	0.02
7440-41-7	BERYLLIUM	0.01
7440-43-9	CADMIUM	0.01
7440-50-8	COPPER	0.01
7439-92-1	LEAD	0.05
7439-96-5	MANGANESE	0.05
7439-98-7	MOLYBDENUM	0.01
7782-49-2	SELENIUM	0.02
7440-22-4	SILVER	0.01
7440-28-0	THALLIUM	0.0005
7440-62-2	VANADIUM	0.01
7440-66-6	ZINC	0.5

ICPMS Run Log -- 10/8/2008

Instrument ID: ICPMS
File Name: 08OCT08A
AnalRunID: IM081008-1A1
CalibRefID: IM081008-1A1

Comment	Field ID	Lab ID	DF	Date Analyzed	Time Analyzed
		0		10/8/2008	12:49
		L/100 STDUP		10/8/2008	12:52
		L/20		10/8/2008	12:55
		L/10		10/8/2008	12:58
		LOW/2 STDUP		10/8/2008	13:01
		LOW		10/8/2008	13:05
		MID		10/8/2008	13:08
		HIGH/2 STDUP		10/8/2008	13:11
		HIGH		10/8/2008	13:14
		HIGH STDUP		10/8/2008	13:18
		ICV	1	10/8/2008	13:21
		ICB	1	10/8/2008	13:27
- Mo		CRI1	1	10/8/2008	13:30
- Uraniu		CRI2	1	10/8/2008	13:33
As,Mo,Se		ICSA1	1	10/8/2008	13:36
As,Mo,Se		ICSAB1	1	10/8/2008	13:39
As,Se		IP081006-1MB	10	10/8/2008	13:48
As,Se		IM081006-1LCS	10	10/8/2008	13:50
As,Se		IM081006-1LCSD	10	10/8/2008	13:53
As,Se		0809221-13	10	10/8/2008	13:57
As,Se		0809223-2	10	10/8/2008	14:00
As,Se		0809223-2DUP	10	10/8/2008	14:03
		CCV1	1	10/8/2008	14:06
		CCB1	1	10/8/2008	14:10
As,Se		0809223-2SER	50	10/8/2008	14:13
As,Se		0809223-2MS	10	10/8/2008	14:16
As,Se		0809223-2MSD	10	10/8/2008	14:19
As,Se		0809223-4	10	10/8/2008	14:22
As,Cadmiu,Lead,Mn,Sb,Se,Tl,Uraniu		ICSA2	1	10/8/2008	14:25
As,Cadmiu,Lead,Mn,Sb,Se,Tl,Uraniu		ICSAB2	1	10/8/2008	14:28
As,Se		IP081007-2MB	10	10/8/2008	14:31
As,Se		IM081007-2LCS	10	10/8/2008	14:35
As,Se		0810025-1	10	10/8/2008	14:38
As,Se		0809210-25	10	10/8/2008	14:41
		CCV2	1	10/8/2008	14:44

Data Package ID: IM0810031-1

Paragon Analytics
LIMS Version: 6.199A

Date Printed: Wednesday, October 15, 2008

ICPMS Run Log -- 10/8/2008

Instrument ID: ICPMS
File Name: 08OCT08A
AnalRunID: IM081008-1A1
CalibRefID: IM081008-1A1

Comment	Field ID	Lab ID	DF	Date Analyzed	Time Analyzed
		CCB2	1	10/8/2008	14:48
As,Se		0809210-24	10	10/8/2008	15:00
As,Se		0809210-24DUP	10	10/8/2008	15:03
As,Se		0809210-24SER	50	10/8/2008	15:07
As,Se		0809210-24MS	10	10/8/2008	15:10
As,Se		0809210-24MSD	10	10/8/2008	15:13
As,Se	Cistern 100308	0810031-1	10	10/8/2008	15:16
As,Se	CD 100308	0810031-2	10	10/8/2008	15:20
		CCV3	1	10/8/2008	15:23
		CCB3	1	10/8/2008	15:28
As,Cadmiu,Lead,Mo,Sb,Se,Tl,Uraniu		0810008-1	50	10/8/2008	15:31
As,Cadmiu,Lead,Mo,Sb,Se,Tl,Uraniu		0810008-2	50	10/8/2008	15:34
As,Cadmiu,Lead,Mo,Sb,Se,Tl,Uraniu		0810008-3	50	10/8/2008	15:37
As,Mn,Se		0810008-1	10	10/8/2008	15:41
As,Mn,Se		0810008-2	10	10/8/2008	15:44
As,Mn,Se		0810008-3	10	10/8/2008	15:47
		CCV4	1	10/8/2008	15:50
		CCB4	1	10/8/2008	15:55
- Cadmiu,Lead,Mn,Mo,Sb,Tl,Uraniu		ICSA3	1	10/8/2008	16:05
- Cadmiu,Lead,Mn,Mo,Sb,Tl,Uraniu		ICSAB3	1	10/8/2008	16:07
- Cadmiu,Lead,Mn,Mo,Sb,Tl,Uraniu		IP081006-1MB	10	10/8/2008	16:10
- Cadmiu,Lead,Mn,Mo,Sb,Tl,Uraniu		IM081006-1LCS	10	10/8/2008	16:13
- Cadmiu,Lead,Mn,Mo,Sb,Tl,Uraniu		0809223-2	10	10/8/2008	16:16
- Cadmiu,Lead,Mn,Mo,Sb,Tl,Uraniu		0809223-2DUP	10	10/8/2008	16:19
- Cadmiu,Lead,Mn,Mo,Sb,Tl,Uraniu		0809223-2SER	50	10/8/2008	16:22
- Cadmiu,Lead,Mn,Mo,Sb,Tl,Uraniu		0809223-2MS	10	10/8/2008	16:25
- Cadmiu,Lead,Mn,Mo,Sb,Tl,Uraniu		0809223-2MSD	10	10/8/2008	16:28
- Cadmiu,Lead,Mn,Mo,Sb,Tl,Uraniu		0810008-1	10	10/8/2008	16:31
		CCV5	1	10/8/2008	16:34
		CCB5	1	10/8/2008	16:37
- Cadmiu,Lead,Mn,Mo,Sb,Tl,Uraniu		0810008-2	10	10/8/2008	16:40
- Cadmiu,Lead,Mn,Mo,Sb,Tl,Uraniu		0810008-3	10	10/8/2008	16:43
		CRI3	1	10/8/2008	16:46
		CCV6	1	10/8/2008	16:49
		CCB6	1	10/8/2008	16:53

Data Package ID: IM0810031-1

Mercury

Method SW7470A
Method Blank

Lab Name: **Paragon Analytics**
Work Order Number: 0810031
Client Name: URS
ClientProject ID: Cistern Excavation

Lab ID: HG081007-1MB

Sample Matrix: WATER
% Moisture: N/A
Date Collected: N/A
Date Extracted: 08-Oct-08
Date Analyzed: 13-Oct-08

Prep Batch: HG081007-1
QCBatchID: HG081007-1-1
Run ID: HG081013-1A2
Cleanup: NONE
Basis: N/A
File Name: 08101301

Sample Aliquot: 20 g
Final Volume: 20 g
Result Units: UG/L
Clean DF: 1

CASNO	Target Analyte	DF	Result	Reporting Limit	MDL	Result Qualifier	EPA Qualifier
7439-97-6	MERCURY	1	-0.024	0.2	0.0075	B	

Data Package ID: *HG0810031-1*

Mercury

Method SW7470A

Laboratory Control Sample

Lab Name: **Paragon Analytics**
Work Order Number: 0810031
Client Name: URS
ClientProject ID: Cistern Excavation

Lab ID: HG081007-1LCS

Sample Matrix: WATER
% Moisture: N/A
Date Collected: N/A
Date Extracted: 10/08/2008
Date Analyzed: 10/13/2008
Prep Method: METHOD

Prep Batch: HG081007-1
QCBatchID: HG081007-1-1
Run ID: HG081013-1A2
Cleanup: NONE
Basis: N/A
File Name: 08101301

Sample Aliquot: 20 g
Final Volume: 20 g
Result Units: UG/L
Clean DF: 1

CASNO	Target Analyte	Spike Added	LCS Result	Reporting Limit	Result Qualifier	LCS % Rec.	Control Limits
7439-97-6	MERCURY	1	0.942	0.2		94	80 - 120%

Data Package ID: *HG0810031-1*

Mercury

Method SW7470A

Matrix Spike And Matrix Spike Duplicate

Lab Name: **Paragon Analytics**
Work Order Number: 0810031
Client Name: URS
ClientProject ID: Cistern Excavation

Field ID: CD 100308
LabID: 0810031-2MS

Sample Matrix: WATER
% Moisture: N/A
Date Collected: 03-Oct-08
Date Extracted: 08-Oct-08
Date Analyzed: 13-Oct-08
Prep Method: METHOD

Prep Batch: HG081007-1
QCBatchID: HG081007-1-1
Run ID: HG081013-1A2
Cleanup: NONE
Basis: As Received

Sample Aliquot: 20 g
Final Volume: 20 g
Result Units: UG/L
File Name: 08101301

CASNO	Target Analyte	Sample Result	Samp Qual	MS Result	MS Qual	Reporting Limit	Spike Added	MS % Rec.	Control Limits
7439-97-6	MERCURY	0.2	U	2.24		0.2	2	112	80 - 120%

Field ID: CD 100308
LabID: 0810031-2MSD

Sample Matrix: WATER
% Moisture: N/A
Date Collected: 03-Oct-08
Date Extracted: 08-Oct-08
Date Analyzed: 13-Oct-08
Prep Method: METHOD

Prep Batch: HG081007-1
QCBatchID: HG081007-1-1
Run ID: HG081013-1A2
Cleanup: NONE
Basis: As Received

Sample Aliquot: 20 g
Final Volume: 20 g
Result Units: UG/L
File Name: 08101301

CASNO	Target Analyte	MSD Result	MSD Qual	Spike Added	MSD % Rec.	Reporting Limit	RPD Limit	RPD
7439-97-6	MERCURY	2.04		2	102	0.2	20	9

Data Package ID: *HG0810031-1*

Mercury

Method SW7470

Duplicate Sample Results

Lab Name: **Paragon Analytics**
Work Order Number: 0810031
Client Name: URS
ClientProject ID: Cistern Excavation

Field ID: CD 100308
Lab ID: 0810031-2D

Sample Matrix: WATER
% Moisture: N/A
Date Collected: 10/03/2008
Date Extracted: 10/08/2008
Date Analyzed: 10/13/2008

Prep Batch: HG081007-1
QCBatchID: HG081007-1-1
Run ID: HG081013-1A2
Cleanup: NONE
Basis: As Received
File Name: 08101301

Sample Aliquot: 20 g
Final Volume: 20 g
Result Units: UG/L
Clean DF: 1

CASNO	Target Analyte	Sample Result	Samp Qual	Duplicate Result	Dup Qual	Reporting Limit	Dilution Factor	RPD	RPD Limit
7439-97-6	MERCURY	0.2	U	0.2	U	0.2	1		20

Data Package ID: *HG0810031-1*

Prep Batch ID: HG081007-1

Start Date: 10/08/08
Start Time: 12:53
Prep Analyst: Sheri Lafferty

End Date: 10/08/08
End Time: 12:53

Concentration Method: NONE
Extract Method: METHOD
Initial Volume Units: g
Final Volume Units: g

Batch Created By: SKL
Date Created: 10/07/08
Time Created: 12:53
Validated By: skl
Date Validated: 10/13/08
Time Validated: 14:24

Comments:

QC Batch ID: HG081007-1-1

Lab ID	QC Type	Field ID	Matrix	Date Collected	Initial Wt/Vol	Final Wt/Vol	Cleanup Method	Cleanup DF	Order Number
HG081007-1	MB	XXXXXX	WATER	XXXXXX	20	20	NONE	1	0810031
HG081007-1	LCS	XXXXXX	WATER	XXXXXX	20	20	NONE	1	0810031
HG081007-1	LCSD	XXXXXX	WATER	XXXXXX	20	20	NONE	1	0810031
0810031-2	MS	CD 100308	WATER	10/3/2008	20	20	NONE	1	0810031
0810031-2	MSD	CD 100308	WATER	10/3/2008	20	20	NONE	1	0810031
0810031-2	DUP	CD 100308	WATER	10/3/2008	20	20	NONE	1	0810031
0809219-18	SMP	XXXXXX	WATER	XXXXXX	20	20	NONE	1	0809219
0809221-13	SMP	XXXXXX	WATER	XXXXXX	20	20	NONE	1	0809221
0810008-1	SMP	XXXXXX	WATER	XXXXXX	20	20	NONE	1	0810008
0810008-2	SMP	XXXXXX	WATER	XXXXXX	20	20	NONE	1	0810008
0810008-3	SMP	XXXXXX	WATER	XXXXXX	20	20	NONE	1	0810008
0810031-1	SMP	Cistern 100308	WATER	10/3/2008	20	20	NONE	1	0810031
0810031-2	SMP	CD 100308	WATER	10/3/2008	20	20	NONE	1	0810031

MERCURY

Method SW7470

Calibration Verifications

Lab Name: **Paragon Analytics**
Work Order Number: 0810031
Client Name: URS
ClientProject ID: Cistern Excavation

Run ID: HG081013-1A2
Result Units: MG/L

Lab ID	Verification Type	Date Analyzed	Time Analyzed	Spike Added	Result	Reporting Limit	Result Qualifier	% Rec.	Control Limits
ICV	Initial Calibration	10/13/2008	13:00	0.001	0.000981	0.0002	N/A	98	90 - 110
CCV1	Continuing Calibration	10/13/2008	13:19	0.002	0.00191	0.0002	N/A	96	80 - 120
CCV2	Continuing Calibration	10/13/2008	13:38	0.002	0.00196	0.0002	N/A	98	80 - 120
CCV3	Continuing Calibration	10/13/2008	13:58	0.002	0.00196	0.0002	N/A	98	80 - 120

Data Package ID: *HG0810031-1*

MERCURY

Method SW7470

Calibration Blanks

Lab Name: **Paragon Analytics**
Work Order Number: 0810031
Client Name: URS
ClientProject ID: Cistern Excavation

Run ID: HG081013-1A2
Result Units: MG/L

Lab ID	Verification Type	Date Analyzed	Time Analyzed	Result	Reporting Limit	Flag
ICB	Initial Calibration	10/13/2008	13:01	-0.000044	0.0002	B
CCB1	Continuing Calibration	10/13/2008	13:21	-0.0000227	0.0002	B
CCB2	Continuing Calibration	10/13/2008	13:40	0.0002	0.0002	U
CCB3	Continuing Calibration	10/13/2008	13:59	-0.0000299	0.0002	B

Data Package ID: *HG0810031-1*

Metals Linear Ranges

Lab Name: **Paragon Analytics**
Work Order Number: 0810031
Client Name: URS
ClientProject ID: Cistern Excavation

Instrument ID: CETAC
Active Date: 07/26/2008
Expiration Date: 10/24/2008

CASNO	Target Analyte	Concentration (ppm)
7439-97-6	MERCURY	0.005

Mercury Run Log -- 10/13/2008

Instrument ID: CETAC
File Name: 08101301
AnalRunID: HG081013-1A1
CalibRefID: HG081013-1A1

Comment	Field ID	Lab ID	DF	Date Analyzed	Time Analyzed
		STD		10/13/2008	12:50
		STD		10/13/2008	12:52
		STD		10/13/2008	12:53
		STD		10/13/2008	12:55
		STD		10/13/2008	12:56
		STD		10/13/2008	12:58
		ICV	1	10/13/2008	13:00
		ICB	1	10/13/2008	13:01
		CRA1	1	10/13/2008	13:03
		HG081007-1MB	1	10/13/2008	13:04
		HG081007-1LCS	1	10/13/2008	13:06
		HG081007-1LCSD	1	10/13/2008	13:08
		IDL		10/13/2008	13:09
		IDL		10/13/2008	13:11
		IDL		10/13/2008	13:12
		IDL		10/13/2008	13:14
		IDL		10/13/2008	13:16
		IDL		10/13/2008	13:17
		CCV1	1	10/13/2008	13:19
		CCB1	1	10/13/2008	13:21
		IDL		10/13/2008	13:22
		0809219-18	1	10/13/2008	13:24
		0809221-13	1	10/13/2008	13:25
		0809223-1	1	10/13/2008	13:27
		0809223-2	1	10/13/2008	13:29
		0809223-3	1	10/13/2008	13:30
		0809223-4	1	10/13/2008	13:32
		0809223-5	1	10/13/2008	13:33
		0809223-6	1	10/13/2008	13:35
		0809223-7	1	10/13/2008	13:37
		CCV2	1	10/13/2008	13:38
		CCB2	1	10/13/2008	13:40
		0809223-8	1	10/13/2008	13:41
		0810008-1	1	10/13/2008	13:43
		0810008-2	1	10/13/2008	13:45

Data Package ID: HG0810031-1

Paragon Analytics
LIMS Version: 6.199A

Date Printed: Wednesday, October 15, 2008

Mercury Run Log -- 10/13/2008

Instrument ID: CETAC
File Name: 08101301
AnalRunID: HG081013-1A1
CalibRefID: HG081013-1A1

Comment	Field ID	Lab ID	DF	Date Analyzed	Time Analyzed
		0810008-3	1	10/13/2008	13:46
	Cistern 100308	0810031-1	1	10/13/2008	13:48
	CD 100308	0810031-2	1	10/13/2008	13:49
	CD 100308	0810031-2DUP	1	10/13/2008	13:51
		0810031-2L	5	10/13/2008	13:53
	CD 100308	0810031-2MS	1	10/13/2008	13:54
	CD 100308	0810031-2MSD	1	10/13/2008	13:56
		CCV3	1	10/13/2008	13:58
		CCB3	1	10/13/2008	13:59
		CRA2	1	10/13/2008	14:01
		CCV4	1	10/13/2008	14:02
		CCB4	1	10/13/2008	14:04

Data Package ID: HG0810031-1

Raw Data

HEADER INFROMATION FOR ANALYTICAL SEQUENCE 081008A

STANDARD SOLUTION CODES

Stock A (ST080626-1) Exp. 1-23-09

Element	ug/ml
Al, Ca, Mg	1000
Na, K	500
Fe	400
Li	10

Standard	Dilution	Procedure
A1	1/2 of Stock A	5ml of Stock A to 10ml final volume.
A2	1/10 of A1	1ml of Standard A1 up to a 10ml final volume.
A3	1/10 of A2	1ml of Standard A2 up to a 10ml final volume.

Stock B (ST080626-2) Exp. 12-31-08

Element	ug/ml
P, Si	100
B, Ba, Cr, Cu, Mn, Mo, Ni, Pb, Sn, Sr, Ti ,Zn	20
As, Cd, Co, Se, Tl, V	10
Ag, Sb	4
Be	2

Stock Ag- 1000 ug/ml (ST071101-9) Exp. 1-23-09
Stock Th – 1000 ug/ml (ST071101-10) Exp. 1-23-09

The following dilutions of Stock Ag and Stock Th are made to provide the daily calibration Standards.

Standard	Dilution	Procedure
B1	1/2 of Stock B 1/500 Ag and 1/500 Th	5ml of Stock B and 0.02ml of Stock Ag and Stock Th up to a 10ml final volume.
B2	1/10 of B1	1.0ml of Standard B1 up to a 10ml final volume.
B3	1/10 of B2	1.0ml of Standard B2 up to a 10ml final volume.

Stock C (ST0080626-3) Exp. 1-23-09

Element	ug/ml
S, U	100
Bi, Zr	10

Standard	Dilution	Procedure
C1	1/2 of Stock C	5ml of Stock C up to a 10ml final volume.
C2	1/10 of C1	1.0ml of Standard C1 up to a 10ml final volume.
C3	1/10 of C2	1.0ml of Standard C2 up to a 10ml final volume.

RL STD (Reporting Limit Standard) Intermediate.
(ST071101-8) Exp. 12-31-2008

Element	ug/ml
K, Na	500
Ca, Mg	200
Al, U	100
B, Fe, P, S, Si	50
Li, Mo, Sn, Sr, Ti	10
Sb	8
Ni, As, Bi, Se, Th, Tl, Zn, Zr	5
Pb	3
Ag, Ba, Co, Cr, Cu, Mn, V	2
Be, Cd	1

RL STD (working standard) made daily by diluting the intermediate above 1000 fold. This working standard had concentration levels at the normal Paragon reporting limits for all elements except Ca, Mg and Na, K which are at 0.2ppm and 0.5ppm, this is below the normal Paragon reporting limit.

Blank Solution

Double D.I. water, 3% HNO_3 and 5%HCl
Used for Std. Blank, ICB and CCB

CCV (ST080926-3) Exp. 1-10-10

Element	ug/ml
Al, Ca, Mg, K, Na	50
Fe	20
U, P, S, Si	5
B, Ba, Cr, Cu, Mn, Mo, Ni, Pb, Se, Sn, Zn, Zr	1
As, Be, Bi, Cd, Co, Li, Sb, Sr, Ti, Tl, V	0.5
Ag, Th	0.2

ICV (ST080926-3) Exp. 1-10-10
Prepared daily by diluting the CCV (described above) ½.
The 1/2 dilution is made by diluting 5ml of the CCV to a 10ml final volume.
The resulting concentrations are:

Element	ug/ml
Al, Ca, Mg, K, Na	25
Fe	10
U, P, S, Si	2.5
B, Ba, Cr, Cu, Mn, Mo, Ni, Pb, Se, Sn, Zn, Zr	0.5
As, Be, Bi, Cd, Co, Li, Sb, Sr, Ti, Tl, V	0.25
Ag, Th	0.1

CRI (ST080813-6) Exp. 1-10-10
Made By diluting
1.0ml of CRI Stock (ST080813-2) Exp. 1-10-10
to a 100ml final volume.

Element	ug/ml
Ca, Mg, K, Na	5.0
Al, Ba	0.4
B, Fe, U, P, S,V	0.2
Sb	0.12
Co, Si,, Sn	0.1
Ni	0.08
Cu, Bi, Zr	0.05
Zn	0.04
Mn	0.03
Ag, Cr, Li, Mo, Sr, Ti, Tl	0.02
Be, Cd, As, Se, Th, Pb	0.01

ICSA (ST080813-3) Exp. 9-13-09

Element	ug/ml
Ca, Mg, Al	250
Fe	100

ICSAB (ST080813-4) Exp. 1-23-09

Element	ug/ml
Ca, Mg, Al	250
Fe	100
U	10
B, Si, Li, Mo, Sn, Sr, Ti, Cd, Zn, Ni, Ag, P, S	1.0
Sb	0.6
Ba, Be, Co, V, Cr, Cu, Mn, Bi, Zr	0.5
Ag	0.2
As, Tl	0.1
Se, Pb, Th	0.05

Pipette ID Numbers

1.0ml to 5.0ml --- M-55
0.1ml to 1.0ml --- M-61
0.01ml to 0.1ml --- M-57

Acid Lot Numbers

HCl – G05039
HNO_3 – G04026

Inter Element Correction Information

The following table summarizes spectral interferences that have been identified and for which IEC's are used. If a sample contains a concentration of an interfering element that exceeds the upper analytical range, and an affected element is being determined, it is necessary to dilute the sample to bring the interfering element into analytical range.

Interfering Element (ug/ml)	Affected Element
Al (500)	Se, Pb
Mg (500)	Th, Zn
Fe (200)	Se, Tl, V, Pb, U
Si (50)	Zr
U (50)	Al, Cr, Cu, Bi, Pb, Mg, Se, Ag, Tl, Si
Ba (10)	Co
Cr (10)	Sb
Cu (10)	Bi
Mn (10)	Tl, Se
Mo (10)	Al, Si, Pb,, Sb
Ti (10)	Co, Bi, Si, Sn, Tl, Pb, Zr
As (5)	Cd
V (5)	Al, Be, Tl
Zr (5)	Ag

The following table lists element concentrations (ug/ml) that no significant spectral interferences have been observed.

Element	Concentration	Element	Concentration	Element	Concentration
K	500	Se	10		
Na	500	Pb	10	Li	5
Ca	500	Zn	10	Cd	5
P	50	Sr	10	Co	5
S	50	Sn	10	Ag	2
Ni	10	Bi	5	Sb	2
B	10	Tl	5	Be	1

2X – Dilution made by diluting 2.5ml of sample up to a 5ml final volume.
3X - Dilution made by diluting 2.0ml of sample up to a 6ml final volume.
4X - Dilution made by diluting 2.0ml of sample up to a 8ml final volume.
5X - Dilution made by diluting 1.0ml of sample to a 5ml final volume.
10X - Dilution made by diluting 0.5ml of sample to a 5ml final volume.
20X – Dilution made by diluting 0.25ml of sample to a 5ml final volume.
25X – Dilution made by diluting 0.2ml of sample to a 5ml final volume.
50X – Dilution made by diluting 0.1ml of sample to a 5ml final volume.
100X – Dilution made by diluting 0.05ml of sample to a 5ml final volume.
500X – Dilution made by diluting 0.02ml of sample to a 10ml final volume.
1000X – Dilution made by diluting a 10X dilution 100X.

Analytical Spikes

0809173-21 – Post spiked for K at 80ppm by diluting 0.2ml of Cation spike(ST080818-5) up to a 5ml final volume with a 2 fold dilution of sample digestate.

0809174-15 – Post spiked for K at 80ppm by diluting 0.2ml of Cation spike(ST080818-5) up to a 5ml final volume with a 2 fold dilution of sample digestate.

Comments

1. Please see run log and work orders for elements of interest.

Daily Maintenance

1. Check/ Change Peristaltic pump tubing.
2. Check the torch for deposits, clean if necessary.
3. Check/ Empty drain water.

Daily Maintenance done by _____RF_____.

Monthly Maintenance

1. Check/Clean nebulizer and spray chamber.
2. Clean air filters
3. Check/Clean entrance slit.
4. Fill water recirculating reservoir.

Monthly maintenance done by: RF 10-1-08.

Major problems / adjustments / repairs recorded in the ICP Maintenance Log (3716).

ICPTrace2 Run Log -- 10/8/2008

Instrument ID: ICPTrace2
File Name: 081008A.
AnalRunID: IT081008-2A1
CalibRefID: IT081008-2A1

Comment	Inst Sample Name	Lab ID	DF	Date Analyzed	Time Analyzed
	MIXBHIGH	MIXBHIGH	1	10/8/2008	10:01
	MIXAHIGH	MIXAHIGH	1	10/8/2008	10:03
	MIXCHIGH	MIXCHIGH	1	10/8/2008	10:05
	ICV	ICV	1	10/8/2008	10:23
	ICB	ICB	1	10/8/2008	10:25
	CRI	CRI1	1	10/8/2008	10:28
	ICSA	ICSA1	1	10/8/2008	10:30
	ICSAB	ICSAB1	1	10/8/2008	10:32
	CCV	CCV1	1	10/8/2008	10:34
	CCB	CCB1	1	10/8/2008	10:36
	IP081007-2MB	IP081007-2MB	1	10/8/2008	10:39
	IP081007-2LCS	IP081007-2LCS	1	10/8/2008	10:40
- S	0809210-24	0809210-24	1	10/8/2008	10:42
- S	0809210-24D	0809210-24DUP	1	10/8/2008	10:44
- S	0809210-24L 5X	0809210-24SER	5	10/8/2008	10:46
- S	0809210-24MS	0809210-24MS	1	10/8/2008	10:48
- S	0809210-24MSD	0809210-24MSD	1	10/8/2008	10:50
	0809210-25	0809210-25	1	10/8/2008	10:54
	0810031-1	0810031-1	1	10/8/2008	10:56
	0810031-2	0810031-2	1	10/8/2008	10:58
	CCV	CCV2	1	10/8/2008	11:00
	CCB	CCB2	1	10/8/2008	11:02
	IP081007-1MB	IP081007-1MB	1	10/8/2008	11:04
	IP081007-1LCS	IP081007-1LCS	1	10/8/2008	11:06
	IP081007-1LCSD	IP081007-1LCSD	1	10/8/2008	11:08
	0810030-4	0810030-4	1	10/8/2008	11:10
	0810030-5	0810030-5	1	10/8/2008	11:12
	0810030-6	0810030-6	1	10/8/2008	11:14
	0810030-10	0810030-10	1	10/8/2008	11:16
	0810030-11	0810030-11	1	10/8/2008	11:18
	0810030-12	0810030-12	1	10/8/2008	11:20
	0810030-16	0810030-16	1	10/8/2008	11:21
	CCV	CCV3	1	10/8/2008	11:26
	CCB	CCB3	1	10/8/2008	11:28
	0810030-17	0810030-17	1	10/8/2008	11:31

Data Package ID:

ICPTrace2 Run Log -- 10/8/2008

Instrument ID: ICPTrace2
File Name: 081008A.
AnalRunID: IT081008-2A1
CalibRefID: IT081008-2A1

Comment	Inst Sample Name	Lab ID	DF	Date Analyzed	Time Analyzed
	0810030-18	0810030-18	1	10/8/2008	11:33
	0810030-22	0810030-22	1	10/8/2008	11:34
	0810030-23	0810030-23	1	10/8/2008	11:36
	0810030-24	0810030-24	1	10/8/2008	11:38
	0810030-28	0810030-28	1	10/8/2008	11:40
- S	0810030-29	0810030-29	1	10/8/2008	11:42
	0810030-30	0810030-30	1	10/8/2008	11:44
- S	0810030-34	0810030-34	1	10/8/2008	11:46
- S	0810030-35	0810030-35	1	10/8/2008	11:48
	CCV	CCV4	1	10/8/2008	11:52
	CCB	CCB4	1	10/8/2008	11:54
- S	0810030-36	0810030-36	1	10/8/2008	11:57
	CRI	CRI2	1	10/8/2008	11:58
	ICSA	ICSA2	1	10/8/2008	12:01
	ICSAB	ICSAB2	1	10/8/2008	12:12
	CCV	CCV5	1	10/8/2008	12:15
	CCB	CCB5	1	10/8/2008	12:17
	CCV	CCV6	1	10/8/2008	13:09
	CCB	CCB6	1	10/8/2008	13:12
	IP081006-2MB	IP081006-2MB	1	10/8/2008	13:14
	IP081006-2LCS	IP081006-2LCS	1	10/8/2008	13:16
- S	0809173-21 2X	0809173-21	2	10/8/2008	13:18
- S	0809173-21D 2X	0809173-21DUP	2	10/8/2008	13:20
- S	0809173-21L 10X	0809173-21SER	10	10/8/2008	13:22
- S	0809173-21MS 2X	0809173-21MS	2	10/8/2008	13:23
- S	0809173-21MSD 2X	0809173-21MSD	2	10/8/2008	13:25
- Na,S	0809173-22 10X	0809173-22	10	10/8/2008	13:27
- Na,S	0809173-23 25X	0809173-23	25	10/8/2008	13:29
- S	0809173-24 5X	0809173-24	5	10/8/2008	13:31
	CCV	CCV7	1	10/8/2008	13:33
	CCB	CCB7	1	10/8/2008	13:35
- S	0809173-25 10X	0809173-25	10	10/8/2008	13:37
- S	0809173-26 10X	0809173-26	10	10/8/2008	13:39
- S	0809173-27 10X	0809173-27	10	10/8/2008	13:41
- Na,S	0809173-28 10X	0809173-28	10	10/8/2008	13:43

Data Package ID:

ICPTrace2 Run Log -- 10/8/2008

Instrument ID: ICPTrace2
File Name: 081008A.
AnalRunID: IT081008-2A1
CalibRefID: IT081008-2A1

Comment	Inst Sample Name	Lab ID	DF	Date Analyzed	Time Analyzed
- S	0809173-29 10X	0809173-29	10	10/8/2008	13:45
- S	0809173-30 5X	0809173-30	5	10/8/2008	13:47
- Na,S	0809173-31 10X	0809173-31	10	10/8/2008	13:49
- Na,S	0809174-1 10X	0809174-1	10	10/8/2008	13:51
- Na,S	0809174-2 10X	0809174-2	10	10/8/2008	13:53
- Na,S	0809174-3 10X	0809174-3	10	10/8/2008	13:55
	CCV	CCV8	1	10/8/2008	13:57
	CCB	CCB8	1	10/8/2008	13:59
- S	0809174-4 10X	0809174-4	10	10/8/2008	14:01
- Na,S	0809174-5 10X	0809174-5	10	10/8/2008	14:03
- S	0809174-6 2X	0809174-6	2	10/8/2008	14:05
- S	0809174-7 10X	0809174-7	10	10/8/2008	14:07
- Na,S	0809174-8 25X	0809174-8	25	10/8/2008	14:09
- Na,S	0809174-9 10X	0809174-9	10	10/8/2008	14:11
	IP081007-4MB	IP081007-4MB	1	10/8/2008	14:13
	IP081007-4LCS	IP081007-4LCS	1	10/8/2008	14:15
- S	0809174-10 10X	0809174-10	10	10/8/2008	14:17
- S	0809174-11 10X	0809174-11	10	10/8/2008	14:19
	CCV	CCV9	1	10/8/2008	14:21
	CCB	CCB9	1	10/8/2008	14:23
- S	0809174-12 10X	0809174-12	10	10/8/2008	14:25
- Na,S	0809174-13 10X	0809174-13	10	10/8/2008	14:27
- S	0809174-14 2X	0809174-14	2	10/8/2008	14:29
- S	0809174-15 2X	0809174-15	2	10/8/2008	14:31
- S	0809174-15D 2X	0809174-15DUP	2	10/8/2008	14:33
- S	0809174-15L 10X	0809174-15SER	10	10/8/2008	14:35
- S	0809174-15MS 2X	0809174-15MS	2	10/8/2008	14:37
- S	0809174-15MSD 2X	0809174-15MSD	2	10/8/2008	14:39
- S	0809174-16 10X	0809174-16	10	10/8/2008	14:41
- S	0809174-17 2X	0809174-17	2	10/8/2008	14:43
	CCV	CCV10	1	10/8/2008	14:46
	CCB	CCB10	1	10/8/2008	14:48
- Na,S	0809174-18 10X	0809174-18	10	10/8/2008	14:50
- Na,S	0809174-19 10X	0809174-19	10	10/8/2008	14:52
- Na,S	0809174-20 10X	0809174-20	10	10/8/2008	14:54

Data Package ID:

ICPTrace2 Run Log -- 10/8/2008

Instrument ID: ICPTrace2
File Name: 081008A.
AnalRunID: IT081008-2A1
CalibRefID: IT081008-2A1

Comment	Inst Sample Name	Lab ID	DF	Date Analyzed	Time Analyzed
- Na,S	0809174-21 10X	0809174-21	10	10/8/2008	14:56
- Na,S	0809174-22 25X	0809174-22	25	10/8/2008	14:58
- Na,S	0809174-23 5X	0809174-23	5	10/8/2008	15:00
- S	0809173-21A 2X	0809173-21A	2	10/8/2008	15:04
+ Na	0809173-22 100X	0809173-22	100	10/8/2008	15:06
+ Na	0809173-23 100X	0809173-23	100	10/8/2008	15:08
+ Na,S	0809173-28 100X	0809173-28	100	10/8/2008	15:09
	CCV	CCV11	1	10/8/2008	15:11
	CCB	CCB11	1	10/8/2008	15:14
+ Na	0809173-31 100X	0809173-31	100	10/8/2008	15:16
+ Na,S	0809174-1 100X	0809174-1	100	10/8/2008	15:18
+ Na,S	0809174-2 100X	0809174-2	100	10/8/2008	15:20
+ Na,S	0809174-3 100X	0809174-3	100	10/8/2008	15:22
+ Na,S	0809174-5 100X	0809174-5	100	10/8/2008	15:24
+ Na	0809174-8 100X	0809174-8	100	10/8/2008	15:26
+ Na,S	0809174-9 100X	0809174-9	100	10/8/2008	15:28
+ Na,S	0809174-13 100X	0809174-13	100	10/8/2008	15:30
- S	0809174-15A 2X	0809174-15A	2	10/8/2008	15:32
+ Na,S	0809174-18 100X	0809174-18	100	10/8/2008	15:34
	CCV	CCV12	1	10/8/2008	15:36
	CCB	CCB12	1	10/8/2008	15:38
+ Na,S	0809174-19 100X	0809174-19	100	10/8/2008	15:40
+ Na,S	0809174-20 100X	0809174-20	100	10/8/2008	15:42
+ Na,S	0809174-21 100X	0809174-21	100	10/8/2008	15:44
+ Na	0809174-22 100X	0809174-22	100	10/8/2008	15:46
+ Na,S	0809174-23 100X	0809174-23	100	10/8/2008	15:48
	CRI	CRI3	1	10/8/2008	15:50
	ICSA	ICSA3	1	10/8/2008	15:52
	ICSAB	ICSAB3	1	10/8/2008	15:55
	CCV	CCV13	1	10/8/2008	15:57
	CCB	CCB13	1	10/8/2008	15:59

Data Package ID:

Sample Id1	Ag	Al	As	B	Ba	Be	Bi	Ca	Cd	Co	Cr	Cu
MIXBHIGH	H2.01563	-0.02083	H5.03943	H10.10061	H10.10489	0.99915	-0.00173	-0.03295	H5.05942	H5.04933	H10.15903	9.94223
MIXAHIGH	0.00031	497.84366	-0.00183	0.01930	0.00229	0.00145	0.00715	H504.49487	0.00047	0.00808	0.01564	-0.00622
MIXCHIGH	-0.00468	0.22997	-0.00043	0.01782	-0.00027	0.00531	H5.11346	0.05289	-0.00003	0.00388	L-0.01705	-0.00883
ICV	0.10365	26.66003	0.25055	0.52236	0.51077	0.24969	0.25710	26.83163	0.26037	0.24906	0.50572	0.50967
ICB	0.00001	0.06086	-0.00284	0.00054	0.00025	0.00034	0.00154	-0.02983	0.00039	0.00041	0.00080	-0.00110
CRI	0.02021	0.60126	0.00771	0.42873	0.41929	0.01064	0.05006	5.70392	0.01081	0.10092	0.02146	0.04952
ICSA	0.00035	249.03982	-0.00101	-0.00147	0.00025	0.00114	0.00343	259.30014	0.00045	0.00286	0.00002	-0.00531
ICSAB	0.19056	249.72876	0.08479	0.97800	0.49404	0.43363	0.49149	247.99968	0.94390	0.45013	0.42708	0.50201
CCV	0.20210	51.61367	0.49052	1.02561	1.00394	0.48455	0.50602	53.00829	0.50587	0.48576	0.98485	0.98791
CCB	-0.00009	0.07941	-0.00241	0.00052	0.00017	0.00056	-0.00096	-0.02587	0.00007	-0.00065	0.00018	-0.00157
IP081007-2MB	-0.00057	0.07437	-0.00511	0.00094	0.00011	0.00053	-0.00009	-0.02839	0.00004	-0.00116	0.00156	-0.00187
IP081007-2LCS	0.09808	2.18589	1.96373	1.04404	2.01276	0.04955	0.00040	42.21394	0.05192	0.48280	0.19688	0.24722
0809210-24	0.00005	0.10390	-0.00063	0.06525	0.05759	0.00060	0.00164	107.04297	0.00004	0.00039	0.00060	-0.00125
0809210-24D	0.00046	0.10876	-0.00063	0.06516	0.05740	0.00060	-0.00004	107.61910	0.00024	0.00049	0.00122	-0.00118
0809210-24L 5X	0.00029	0.09679	0.00149	0.01233	0.01160	0.00053	0.00225	20.99166	0.00028	-0.00024	0.00048	-0.00183
0809210-24MS	0.09777	2.26799	1.94887	1.11197	2.06369	0.04875	-0.00241	154.99643	0.05180	0.47390	0.19267	0.25018
0809210-24MSD	0.09718	2.24352	1.92563	1.10241	2.05473	0.04797	-0.00003	152.11425	0.05029	0.46796	0.19216	0.24850
0809210-25	0.00026	0.10623	0.00015	0.00316	0.00798	0.00064	0.00204	0.10187	0.00025	-0.00054	0.00099	-0.00225
0810031-1	-0.00039	0.14558	0.00096	0.03113	0.06826	0.00089	0.00083	64.09528	0.00020	-0.00008	0.00208	-0.00128
0810031-2	0.00039	0.15920	0.00130	0.02973	0.06819	0.00084	0.00291	62.62392	0.00033	0.00029	0.00164	-0.00158
CCV	0.19703	50.46107	0.48091	1.00775	1.00881	0.46502	0.49834	51.26900	0.49426	0.47157	0.96057	0.96599
CCB	0.00038	0.12067	-0.00111	0.00014	0.00024	0.00070	0.00052	-0.02779	0.00028	-0.00012	0.00053	-0.00272
IP081007-1MB	-0.00001	0.11658	-0.00140	0.00082	0.00014	0.00069	0.00042	-0.02827	0.00024	-0.00015	0.00086	-0.00261
IP081007-1LCS	0.00058	0.11977	0.00111	0.00035	0.00027	0.00077	0.00240	41.11307	0.00031	0.00007	0.00112	-0.00213
IP081007-1LCSD	0.00023	0.12211	-0.00039	0.00058	0.00035	0.00083	0.00037	41.64782	0.00028	0.00007	0.00107	-0.00228
0810030-4	0.00031	0.22154	-0.00043	0.04837	0.04605	0.00091	0.00114	47.35521	0.00034	0.00015	0.00109	0.00202
0810030-5	-0.00004	0.22718	-0.00106	0.04657	0.04611	0.00078	0.00114	45.38660	0.00036	0.00010	0.00066	0.00276
0810030-6	0.00085	0.22628	-0.00082	0.04739	0.04618	0.00088	0.00038	46.62937	0.00039	0.00018	0.00091	0.00183
0810030-10	-0.00048	0.27319	-0.00303	0.04915	0.04778	0.00116	-0.00145	47.70430	0.00009	-0.00078	0.00030	0.00435
0810030-11	-0.00002	0.26530	-0.00385	0.04706	0.04660	0.00092	0.00389	46.64790	0.00033	0.00005	0.00112	0.00627
0810030-12	-0.00024	0.25345	-0.00352	0.04742	0.04692	0.00103	0.00220	47.24345	0.00010	0.00005	0.00055	0.00362
0810030-16	0.00054	0.27117	-0.00096	0.04604	0.04728	0.00093	0.00039	46.50596	0.00026	0.00048	0.00120	0.00616
CCV	0.19985	51.40125	0.48883	1.03447	1.02119	0.48200	0.49967	54.08884	0.51505	0.48809	1.00279	0.97079
CCB	-0.00001	0.14736	-0.00217	0.00025	0.00020	0.00090	0.00031	-0.02731	0.00021	-0.00007	0.00052	-0.00306
0810030-17	-0.00063	0.27545	-0.00380	0.04883	0.04688	0.00108	-0.00029	47.54990	0.00017	-0.00078	0.00012	0.00491
0810030-18	0.00017	0.26516	-0.00246	0.04866	0.04699	0.00096	0.00023	48.67691	0.00063	-0.00027	0.00095	0.00517
0810030-22	0.00020	0.27099	0.00024	0.04672	0.04707	0.00096	0.00027	47.06968	0.00025	0.00005	0.00075	0.00376
0810030-23	-0.00026	0.26165	-0.00366	0.04786	0.04686	0.00110	-0.00202	47.88042	0.00000	-0.00126	0.00036	0.00355
0810030-24	-0.00004	0.27116	0.00188	0.04554	0.04719	0.00107	0.00094	46.81047	0.00043	0.00026	0.00101	0.00383
0810030-28	-0.00033	0.29384	-0.00294	0.05390	0.04389	0.00113	0.00017	51.32903	0.00064	-0.00020	0.00079	0.00443
0810030-29	0.00029	0.31960	-0.00010	0.05078	0.04370	0.00108	-0.00145	50.41906	0.00038	0.00018	0.00134	0.00528
0810030-30	0.00023	0.29614	-0.00168	0.05037	0.04375	0.00118	0.00210	50.30868	0.00030	0.00026	0.00100	0.00369
0810030-34	0.00011	0.29900	0.00116	0.05168	0.04681	0.00120	0.00053	51.67601	0.00036	-0.00046	0.00103	0.00327
0810030-35	0.00006	0.34088	-0.00087	0.05213	0.04817	0.00107	0.00145	49.79883	0.00039	-0.00022	0.00065	0.00584
CCV	0.20112	52.11574	0.49013	1.04720	1.03316	0.48458	0.50126	54.91009	0.52427	0.49210	1.01708	0.97853
CCB	0.00027	0.16817	-0.00149	0.00075	0.00024	0.00100	-0.00075	-0.02683	0.00039	-0.00025	0.00058	-0.00376
0810030-36	0.00005	0.33118	-0.00154	0.05502	0.04891	0.00122	-0.00094	52.02518	0.00014	-0.00032	0.00225	0.00517
CRI	0.01917	0.69767	0.00602	0.42999	0.43128	0.01094	0.05244	5.66677	0.01071	0.09988	0.02133	0.04597
ICSA	0.00184	244.15288	0.00015	-0.00221	0.00051	0.00171	0.00688	256.77604	0.00102	0.00454	0.00148	-0.00718
ICSAB	0.19208	250.05980	0.08585	0.95091	0.47336	0.44366	0.49133	249.12255	0.94370	0.45061	0.42773	0.50369

Sample Id1	Ag	Al	As	B	Ba	Be	Bi	Ca	Cd	Co	Cr	Cu
CCV	0.19831	51.22576	0.47347	0.96723	0.94568	0.47028	0.49386	49.88709	0.48499	0.46255	0.93223	0.98903
CCB	0.00034	0.02939	-0.00289	0.00238	0.00024	0.00014	0.00072	-0.02491	0.00042	0.00031	0.00073	-0.00017
CCV	0.20102	51.65226	0.48970	0.98087	0.94982	0.48850	0.49984	51.66725	0.49611	0.47480	0.96077	0.99817
CCB	0.00025	0.01908	-0.00318	-0.00071	0.00020	0.00034	0.00149	-0.02707	0.00029	0.00020	0.00059	-0.00010
IP081006-2MB	-0.00004	0.01989	0.00005	-0.00085	0.00015	0.00023	0.00265	-0.03103	0.00017	-0.00023	0.00063	0.00173
IP081006-2LCS	0.00098	2.09921	1.91579	0.98214	1.88637	0.04912	0.00147	41.23553	0.05130	0.47203	0.19227	0.24406
0809173-21 2X	0.00051	0.21128	0.00174	0.10920	0.00807	0.00045	0.00069	285.50353	0.00049	0.00023	0.00130	0.00100
0809173-21D 2X	0.00027	0.21731	0.00058	0.10309	0.00769	0.00025	0.00231	271.91172	0.00049	0.00052	0.00126	0.00075
0809173-21L 10X	0.00016	0.05652	0.00087	0.02057	0.00179	0.00025	0.00189	56.42854	0.00037	-0.00004	0.00069	-0.00043
0809173-21MS 2X	0.00064	1.28950	0.89636	0.56703	0.90650	0.02199	0.00227	289.30078	0.02443	0.21322	0.08653	0.12324
0809173-21MSD 2X	-0.00007	1.37727	0.93893	0.59660	0.93646	0.02318	0.00021	300.81400	0.02528	0.22169	0.08946	0.12911
0809173-22 10X	0.00057	0.02383	0.00275	0.11065	0.00151	0.00029	0.00505	39.07454	0.00027	0.00161	0.00081	0.00001
0809173-23 25X	0.00037	0.02727	-0.00039	0.05278	0.00081	0.00039	0.00179	17.45421	0.00031	0.00017	0.00050	0.00013
0809173-24 5X	-0.00025	0.52504	-0.00135	0.07541	0.00749	0.00042	0.00059	110.89698	0.00033	-0.00019	0.00060	0.00061
CCV	0.19744	51.28313	0.47810	0.96323	0.94925	0.46945	0.49625	49.60929	0.48286	0.45995	0.92982	0.99157
CCB	0.00017	0.02511	-0.00164	-0.00073	0.00023	0.00019	0.00098	-0.02683	0.00033	0.00004	0.00055	-0.00087
0809173-25 10X	0.00111	0.03969	-0.00438	0.09049	0.00229	0.00028	0.00297	43.20502	0.00030	0.00124	0.00104	0.00012
0809173-26 10X	-0.00020	0.03013	-0.00405	0.03506	0.00150	0.00040	0.00129	70.41665	0.00035	0.00396	0.00015	0.00491
0809173-27 10X	0.00023	0.03183	-0.00222	0.11513	0.00153	0.00033	0.00052	17.17724	0.00002	0.00001	0.00034	-0.00065
0809173-28 10X	-0.00001	0.03071	-0.00347	0.11987	0.00070	0.00024	0.00184	30.90478	0.00014	0.00103	0.00033	-0.00046
0809173-29 10X	0.00028	0.03113	-0.00082	0.03275	0.00122	0.00019	0.00057	18.04114	0.00022	0.00047	0.00040	-0.00021
0809173-30 5X	0.00037	0.03207	-0.00067	0.11769	0.00369	0.00033	0.00396	96.60930	0.00029	0.00063	0.00078	-0.00027
0809173-31 10X	0.00066	0.04106	0.00019	0.04942	0.00096	0.00033	-0.00064	40.33376	0.00032	-0.00007	0.00040	0.00405
0809174-1 10X	0.00039	0.03726	0.00260	0.04226	0.00178	0.00039	0.00042	51.90091	0.00066	0.00310	0.00376	0.03863
0809174-2 10X	-0.00081	0.02964	-0.00419	0.06383	0.00135	0.00043	-0.00319	49.66935	-0.00006	-0.00015	-0.00076	-0.00009
0809174-3 10X	0.00019	0.19996	-0.00222	0.03470	0.00684	0.00036	0.00038	55.13638	0.00024	0.01566	0.00057	0.00039
CCV	0.19769	50.87104	0.47042	0.95220	0.93497	0.46679	0.49088	49.65159	0.48373	0.45925	0.92941	0.98018
CCB	-0.00037	0.04087	-0.00024	-0.00111	0.00023	0.00018	-0.00136	-0.02755	0.00021	-0.00031	0.00038	-0.00109
0809174-4 10X	-0.00011	0.04318	-0.00019	0.21212	0.00279	0.00050	0.00331	57.01231	0.00029	0.00146	0.00042	0.00081
0809174-5 10X	0.00030	0.04346	-0.00087	0.04968	0.00106	0.00038	0.00103	42.28215	0.00022	0.00028	0.00067	0.00001
0809174-6 2X	-0.00007	0.06456	0.00145	0.12496	0.00677	0.00049	-0.00141	265.65556	0.00035	-0.00008	0.00046	-0.00036
0809174-7 10X	0.00102	0.04722	-0.00226	0.06569	0.00202	0.00047	0.00079	44.13582	0.00047	0.00026	0.00086	0.00347
0809174-8 25X	-0.00016	0.07704	-0.00265	0.03823	0.00082	0.00033	-0.00248	16.63460	0.00007	-0.00079	-0.00009	-0.00120
0809174-9 10X	0.00025	0.04582	0.00034	0.05513	0.00170	0.00045	0.00233	55.99990	0.00014	0.00255	0.00062	0.14382
IP081007-4MB	0.00064	0.03993	0.00072	0.00153	0.00018	0.00035	0.00159	-0.02383	0.00015	0.00007	0.00115	-0.00076
IP081007-4LCS	0.00036	2.15482	1.94117	0.99537	1.90878	0.04929	0.00202	41.10051	0.05190	0.47412	0.19376	0.24777
0809174-10 10X	0.00094	0.04433	-0.00231	0.03096	0.00404	0.00042	0.00094	102.96444	0.00042	0.01570	0.00136	0.24646
0809174-11 10X	0.00067	0.05051	-0.00361	0.03166	0.00384	0.00046	0.00068	112.40985	0.00041	0.01083	0.00118	0.00535
CCV	0.19810	51.46560	0.47410	0.95704	0.94686	0.46039	0.49172	49.01722	0.48383	0.45301	0.91873	0.99283
CCB	-0.00007	0.05312	0.00048	-0.00049	0.00020	0.00043	0.00047	-0.02527	0.00042	0.00004	0.00044	-0.00128
0809174-12 10X	0.00027	0.04655	-0.00222	0.03009	0.00178	0.00053	0.00187	70.85661	0.00049	0.00845	0.00107	0.01773
0809174-13 10X	0.00040	0.04789	-0.00202	0.04919	0.00083	0.00048	0.00181	41.88542	0.00025	0.00001	0.00049	0.01213
0809174-14 2X	0.00012	0.05189	0.00207	0.29346	0.00697	0.00054	0.00088	245.28397	0.00017	0.00085	0.00104	-0.00007
0809174-15 2X	0.00061	0.12094	0.00096	0.28327	0.00685	0.00042	0.00063	200.25296	0.00046	0.00031	0.00087	-0.00010
0809174-15D 2X	0.00054	0.12051	-0.00019	0.28411	0.00683	0.00042	0.00256	198.49268	0.00029	0.00034	0.00095	-0.00029
0809174-15L 10X	0.00031	0.05311	-0.00222	0.05861	0.00153	0.00037	0.00189	42.53166	0.00026	-0.00004	0.00046	-0.00062
0809174-15MS 2X	0.00051	1.17090	0.92140	0.76219	0.91852	0.02263	0.00045	222.97614	0.02503	0.21947	0.08880	0.12536
0809174-15MSD 2X	0.00017	1.20439	0.94024	0.78713	0.94533	0.02362	0.00259	233.97617	0.02553	0.22635	0.09222	0.12540
0809174-16 10X	0.00039	0.05910	-0.00149	0.07313	0.00189	0.00036	0.00135	31.84191	0.00046	0.00034	0.00038	-0.00161
0809174-17 2X	0.00075	0.09430	0.00135	0.12891	0.00733	0.00055	0.00276	273.37266	0.00027	0.00048	0.00206	0.00012

Sample Id1	Ag	Al	As	B	Ba	Be	Bi	Ca	Cd	Co	Cr	Cu
CCV	0.20059	52.08881	0.48627	0.98383	0.95219	0.49558	0.49300	53.26941	0.51246	0.47994	0.98277	0.99177
CCB	0.00040	0.05266	-0.00091	0.00035	0.00023	0.00050	0.00123	-0.02455	0.00023	-0.00020	0.00036	-0.00135
0809174-18 10X	0.00035	0.06280	0.00096	0.04169	0.00133	0.00046	0.00078	49.99270	0.00078	0.00316	0.00102	0.59740
0809174-19 10X	0.00042	0.05304	-0.00337	0.04919	0.00085	0.00042	0.00185	40.85934	0.00025	0.00028	0.00068	0.00197
0809174-20 10X	0.00013	0.05667	-0.00154	0.08722	0.00071	0.00039	0.00372	40.18154	0.00029	0.00031	0.00068	-0.00117
0809174-21 10X	0.00043	0.05428	0.00371	0.12069	0.00354	0.00040	0.00205	6.36963	0.00042	0.00010	0.00030	-0.00129
0809174-22 25X	0.00051	0.05416	-0.00255	0.08331	0.00183	0.00050	0.00004	21.76229	0.00017	0.00052	0.00025	-0.00101
0809174-23 5X	0.00040	0.05640	0.00048	0.08073	0.00343	0.00053	0.00099	51.64166	0.00027	0.00068	0.00044	0.00047
0809173-21A 2X	-0.00078	0.23274	-0.00149	0.09844	0.00756	0.00048	0.00221	337.77683	0.00011	-0.00076	0.00006	-0.00006
0809173-22 100X	0.00031	0.04799	-0.00246	0.00897	0.00030	0.00045	0.00138	4.13534	0.00011	0.00012	0.00048	-0.00106
0809173-23 100X	-0.00163	0.03752	-0.00535	0.00819	0.00004	0.00032	-0.00472	3.88626	-0.00014	-0.00177	-0.00138	-0.00234
0809173-28 100X	0.00022	0.05133	-0.00077	0.01034	0.00022	0.00034	0.00027	3.17329	0.00027	0.00009	0.00078	-0.00102
CCV	0.20244	51.65236	0.48260	0.97688	0.95522	0.47749	0.50081	51.14642	0.49763	0.47112	0.95578	0.99127
CCB	0.00058	0.05731	-0.00005	-0.00098	0.00029	0.00028	0.00271	-0.02719	0.00029	0.00020	0.00095	-0.00154
0809173-31 100X	-0.00016	0.05468	-0.00236	0.00316	0.00021	0.00048	0.00082	4.21844	0.00017	-0.00079	-0.00029	-0.00131
0809174-1 100X	0.00022	0.05529	-0.00144	0.00215	0.00038	0.00037	0.00057	5.37819	0.00020	0.00031	0.00071	0.00243
0809174-2 100X	-0.00063	0.05338	-0.00178	0.00428	0.00020	0.00039	-0.00309	5.10413	0.00022	-0.00055	-0.00049	-0.00175
0809174-3 100X	0.00043	0.06887	-0.00029	0.00156	0.00088	0.00039	0.00062	5.61909	0.00036	0.00158	0.00052	-0.00161
0809174-5 100X	-0.00004	0.05244	-0.00053	0.00341	0.00024	0.00045	0.00209	4.31106	0.00024	0.00031	0.00037	-0.00139
0809174-8 100X	-0.00013	0.06172	-0.00207	0.00783	0.00031	0.00046	0.00321	4.47851	0.00019	-0.00028	0.00014	-0.00169
0809174-9 100X	0.00008	0.05388	-0.00135	0.00306	0.00034	0.00047	0.00221	6.09773	0.00015	-0.00007	0.00019	0.01281
0809174-13 100X	-0.00004	0.05385	-0.00053	0.00227	0.00016	0.00042	0.00159	4.04670	0.00021	-0.00028	0.00023	-0.00024
0809174-15A 2X	0.00037	0.12108	0.00130	0.27868	0.00665	0.00061	0.00170	285.01076	0.00010	0.00021	0.00083	0.00023
0809174-18 100X	0.00052	0.05184	-0.00048	0.00232	0.00024	0.00039	0.00055	5.55535	0.00029	0.00017	0.00044	0.06187
CCV	0.20015	51.28497	0.48052	0.96914	0.95091	0.47021	0.49419	50.34833	0.49226	0.46416	0.94130	0.98461
CCB	0.00043	0.05411	0.00101	-0.00083	0.00029	0.00037	0.00250	-0.02647	0.00031	0.00007	0.00101	-0.00128
0809174-19 100X	0.00008	0.04936	-0.00087	0.00261	0.00017	0.00044	-0.00187	4.14971	0.00019	-0.00039	0.00013	-0.00117
0809174-20 100X	0.00049	0.05400	-0.00241	0.00711	0.00024	0.00040	0.00067	4.28038	0.00035	0.00025	0.00070	-0.00125
0809174-21 100X	-0.00004	0.04842	-0.00091	0.00998	0.00047	0.00045	0.00265	0.66260	0.00027	-0.00031	0.00039	-0.00146
0809174-22 100X	-0.00012	0.04839	0.00121	0.02067	0.00063	0.00039	0.00109	6.11409	0.00016	0.00012	0.00020	-0.00145
0809174-23 100X	0.00016	0.04724	-0.00053	0.00158	0.00038	0.00027	0.00225	2.53080	0.00023	-0.00007	0.00050	-0.00125
CRI	0.01989	0.58630	0.00901	0.40854	0.40339	0.01049	0.05239	5.58653	0.01066	0.09853	0.02114	0.04975
ICSA	-0.00049	251.94594	-0.00173	-0.00451	0.00015	0.00102	0.00195	257.28168	0.00042	0.00276	-0.00047	-0.00546
ICSAB	0.19391	250.93603	0.08773	0.94718	0.47584	0.44370	0.49689	250.11002	0.95244	0.45134	0.43010	0.50414
CCV	0.19906	51.10857	0.47376	0.95892	0.94585	0.46742	0.49316	49.96771	0.48770	0.46029	0.93415	0.98187
CCB	0.00052	0.06625	0.00178	-0.00043	0.00040	0.00048	0.00301	-0.00414	0.00032	-0.00004	0.00065	-0.00102

Sample Id1	Fe	K	Li	Mg	Mn	Mo	Na	Ni	P	Pb	Pb I	Pb II
MIXBHIGH	-0.02701	0.29963	0.00590	-0.03658	H10.07051	H10.12046	0.23926	H10.14814	49.58230	9.97927	H10.08723	9.92537
MIXAHIGH	199.48152	249.77485	H5.00152	H500.79642	0.00754	0.00329	248.32332	0.00402	0.02352	0.00368	L-0.01562	0.01331
MIXCHIGH	0.00278	0.26928	0.00626	-0.47945	0.00610	0.00068	0.24260	0.00195	0.03942	0.00030	L-0.00413	0.00252
ICV	10.32558	25.09247	0.24378	26.40435	0.49364	0.50106	24.91192	0.50657	2.45810	0.50624	0.50986	0.50443
ICB	-0.00580	0.18466	0.00532	-0.03037	0.00012	0.00045	0.15508	0.00011	0.00305	0.00092	0.00380	-0.00052
CRI	0.20359	4.44688	0.02019	5.27239	0.03065	0.02003	4.47672	0.08417	0.20002	0.00743	0.00746	0.00742
ICSA	102.29380	0.19688	0.00569	255.81317	0.00349	-0.00137	0.16727	0.00174	0.01968	0.00278	L-0.00330	0.00581
ICSAB	98.13992	0.14104	1.03483	252.02447	0.43888	0.92077	0.16983	0.88771	0.95134	0.04770	0.01915	0.06195
CCV	20.36606	49.43422	0.50927	51.58718	0.95558	0.99024	49.21466	0.98921	4.89056	0.99048	1.00500	0.98322
CCB	-0.00401	0.21500	0.00543	-0.03086	0.00015	-0.00021	0.15944	-0.00012	0.00652	0.00236	0.00176	0.00265
IP081007-2MB	0.02427	0.22623	0.00538	-0.03527	0.00012	-0.00063	0.16138	-0.00031	0.01000	0.00001	L-0.00379	0.00191
IP081007-2LCS	0.98498	39.02132	0.49704	41.37779	0.47755	0.98056	39.27191	0.50324	9.62310	0.49719	0.50060	0.49549
0809210-24	0.06601	8.57011	0.04410	31.23430	0.35468	0.00526	38.08188	0.00148	0.01074	-0.00078	L-0.00359	0.00062
0809210-24D	0.06255	8.53107	0.04393	31.19155	0.35572	0.00439	37.86761	0.00181	0.01124	0.00067	-0.00294	0.00248
0809210-24L 5X	0.00779	1.48127	0.01111	6.10282	0.07234	0.00018	6.85568	0.00020	-0.00391	0.00048	0.00066	0.00039
0809210-24MS	1.02471	51.56596	0.60024	73.77726	0.82836	0.97615	80.01061	0.49469	9.50901	0.49466	0.49009	0.49694
0809210-24MSD	1.02908	50.99761	0.59347	72.60400	0.81617	0.96309	78.86816	0.48892	9.34094	0.48609	0.48911	0.48459
0809210-25	0.01120	0.22377	0.00540	-0.02464	0.00064	-0.00065	0.23451	0.00033	0.01521	0.00098	0.00066	0.00114
0810031-1	0.04343	0.87599	0.01299	20.52433	0.05342	0.00267	31.75610	0.00087	0.07803	0.00162	-0.00070	0.00277
0810031-2	0.03028	0.84612	0.01287	20.15845	0.05365	0.00253	31.55847	0.00098	0.07691	0.00004	-0.00062	0.00036
CCV	19.54506	48.99569	0.50592	49.81369	0.91966	0.96141	48.35435	0.96437	4.84154	0.96258	0.98126	0.95325
CCB	-0.00524	0.17547	0.00537	-0.03282	0.00012	-0.00004	0.15755	-0.00017	0.00168	0.00017	-0.00014	0.00033
IP081007-1MB	0.00234	0.18449	0.00535	-0.03266	0.00032	-0.00082	0.16205	0.00039	0.01446	-0.00027	0.00186	-0.00134
IP081007-1LCS	0.00310	38.66745	0.48840	40.05630	0.00170	-0.00012	38.42991	0.00015	0.00789	0.00075	0.00204	0.00011
IP081007-1LCSD	-0.00274	38.95866	0.49064	40.44183	0.00159	-0.00050	38.68804	0.00041	0.00739	0.00078	0.00477	-0.00122
0810030-4	0.14224	2.09507	0.01537	24.89842	0.01894	0.00007	13.46846	0.00042	0.03197	0.00050	0.00097	0.00026
0810030-5	0.13508	2.04150	0.01522	24.37059	0.01828	0.00013	13.48129	0.00078	0.03222	-0.00023	-0.00047	-0.00010
0810030-6	0.12804	2.05728	0.01522	24.68473	0.01799	0.00009	13.42915	0.00109	0.03346	0.00157	0.00437	0.00017
0810030-10	0.14633	2.12021	0.01573	25.41412	0.02210	-0.00050	14.10664	0.00049	0.03259	0.00041	-0.00152	0.00137
0810030-11	0.13730	2.05539	0.01519	24.59929	0.01859	0.00007	13.48839	0.00057	0.03495	0.00124	0.00449	-0.00039
0810030-12	0.13098	2.07371	0.01537	24.93709	0.01810	-0.00023	13.66343	0.00043	0.03135	0.00060	-0.00145	0.00162
0810030-16	0.14749	2.01628	0.01495	24.22404	0.02147	0.00001	12.96204	0.00097	0.03073	-0.00012	0.00148	-0.00091
CCV	20.19170	49.55497	0.51224	51.11104	0.95041	0.99130	49.44146	1.00535	5.09715	1.03470	0.99455	1.05475
CCB	-0.00473	0.17474	0.00537	-0.03119	0.00012	0.00003	0.15769	-0.00001	0.00491	0.00089	0.00034	0.00117
0810030-17	0.13818	2.04643	0.01518	24.58773	0.01900	-0.00042	13.06046	0.00009	0.03582	0.00129	L-0.00300	0.00344
0810030-18	0.13297	2.03099	0.01515	24.76653	0.01885	0.00054	12.88990	0.00058	0.03346	0.00128	0.00260	0.00062
0810030-22	0.13531	2.03641	0.01516	24.43686	0.01854	-0.00018	13.39332	0.00087	0.03904	0.00161	0.00254	0.00114
0810030-23	0.12843	2.04652	0.01517	24.60129	0.01779	-0.00111	13.28233	-0.00012	0.03681	0.00036	L-0.00476	0.00292
0810030-24	0.13719	2.01332	0.01503	24.26617	0.01782	-0.00001	13.14027	0.00074	0.03122	-0.00041	-0.00080	-0.00022
0810030-28	0.16030	2.55965	0.01658	28.00537	0.01894	0.00003	17.33990	0.00042	0.02911	0.00053	-0.00293	0.00226
0810030-29	0.17068	2.47474	0.01642	27.51261	0.01917	0.00058	17.06158	0.00091	0.03234	0.00156	0.00277	0.00095
0810030-30	0.16070	2.49208	0.01646	27.57218	0.01885	-0.00012	17.13797	0.00089	0.03346	0.00053	0.00072	0.00043
0810030-34	0.18612	2.57937	0.01817	27.57284	0.01954	-0.00016	20.72166	0.00039	0.03333	0.00210	0.00046	0.00292
0810030-35	0.17132	2.60256	0.01907	26.80194	0.01900	-0.00061	22.31825	0.00065	0.03259	0.00107	-0.00148	0.00235
CCV	20.32248	50.34111	0.52096	51.57435	0.95678	1.00319	50.34792	1.01892	5.18894	1.05400	1.00227	1.07983
CCB	-0.00473	0.22566	0.00547	-0.02857	0.00012	-0.00059	0.15922	-0.00048	0.00391	0.00226	0.00277	0.00200
0810030-36	0.20204	2.66504	0.01990	27.55613	0.01974	0.00094	23.41840	0.00047	0.03445	0.00162	-0.00010	0.00247
CRI	0.19619	4.45231	0.02031	5.12683	0.02964	0.02035	4.46098	0.08372	0.21369	0.00752	0.00851	0.00703
ICSA	97.29069	0.17777	0.00564	248.05299	0.00308	0.00058	0.16469	0.00153	0.01583	0.00216	0.01612	L-0.00481
ICSAB	100.07431	0.10660	1.01379	255.05048	0.44595	0.92477	0.17251	0.88126	1.00542	0.04699	0.02895	0.05599

Sample Id1	Fe	K	Li	Mg	Mn	Mo	Na	Ni	P	Pb	Pb I	Pb II
CCV	19.62965	48.89325	0.50640	50.72900	0.92319	0.94342	49.45457	0.93298	4.99811	0.94990	0.96264	0.94354
CCB	-0.00370	0.13800	0.00537	-0.02857	0.00015	0.00124	0.15642	0.00060	0.00516	0.00117	0.00243	0.00054
CCV	20.22425	48.41245	0.50661	51.77165	0.94848	0.97020	49.56948	0.96224	5.02245	0.97650	0.98427	0.97261
CCB	-0.00469	0.14325	0.00541	-0.03119	0.00018	0.00071	0.15723	0.00050	0.00441	0.00156	0.00210	0.00129
IP081006-2MB	0.02908	0.09897	0.00527	-0.02939	0.00018	-0.00118	0.16086	0.00017	0.01049	0.00010	0.00036	-0.00003
IP081006-2LCS	0.97023	37.22106	0.47579	40.87699	0.47201	0.96369	38.32462	0.49038	0.01248	0.48526	0.49280	0.48149
0809173-21 2X	0.28259	4.24305	0.13372	86.97215	0.00892	0.00373	134.78907	0.00213	0.01148	0.00035	L-0.00667	0.00386
0809173-21D 2X	0.26873	4.13815	0.13112	84.10186	0.00861	0.00278	130.92551	0.00194	0.01235	0.00059	L-0.00543	0.00359
0809173-21L 10X	0.05484	0.71410	0.02487	17.46504	0.00199	0.00060	25.05657	0.00080	0.00503	0.00129	0.00099	0.00144
0809173-21MS 2X	0.70811	29.24199	0.41985	103.59327	0.22140	0.44752	150.47155	0.22106	0.02390	0.22131	0.21819	0.22288
0809173-21MSD 2X	0.74198	30.52645	0.44269	108.64654	0.22963	0.46426	157.95540	0.23097	0.02117	0.23355	0.22549	0.23758
0809173-22 10X	0.99584	5.44959	0.42212	57.27753	0.31181	0.00151	H478.32790	0.00664	0.00516	0.00309	0.00681	0.00123
0809173-23 25X	-0.00433	3.78770	0.17448	70.79836	0.00052	0.00068	H342.80585	0.00119	0.00193	-0.00060	0.00249	-0.00214
0809173-24 5X	0.45898	2.49109	0.08192	39.32517	0.01785	0.00104	95.97841	0.00391	0.05531	0.00183	-0.00245	0.00397
CCV	19.47255	48.46252	0.50928	50.66537	0.91420	0.94576	49.22114	0.93687	4.98313	0.94427	0.95458	0.93912
CCB	-0.00521	0.07577	0.00553	-0.03053	0.00009	0.00051	0.16231	0.00015	0.00739	0.00128	0.00145	0.00119
0809173-25 10X	0.02451	13.93274	0.31731	224.70690	0.14560	-0.00035	236.97589	0.00648	0.00106	0.00143	0.00317	0.00056
0809173-26 10X	-0.00540	19.50878	0.09484	140.17630	1.37743	-0.00033	119.65936	0.01707	0.00429	0.00125	-0.00294	0.00334
0809173-27 10X	0.13273	1.92600	0.06968	10.28014	0.02536	0.00166	226.17890	0.00051	0.00478	0.00204	0.00350	0.00131
0809173-28 10X	-0.00103	3.21716	0.16166	31.55314	0.00539	0.00075	H332.19383	0.00089	-0.00415	0.00067	0.00048	0.00077
0809173-29 10X	-0.00489	2.80061	0.16455	44.05872	0.00024	0.00185	211.69898	0.00091	0.00143	0.00150	0.00179	0.00136
0809173-30 5X	-0.00258	13.65865	0.22557	171.66744	0.25329	0.00443	193.62480	0.00424	-0.00291	0.00137	0.00069	0.00171
0809173-31 10X	-0.00346	10.40712	0.42516	126.71480	0.04006	0.00039	H466.43141	0.00316	0.01583	0.00229	0.00591	0.00048
0809174-1 10X	0.14311	24.54775	0.27836	226.27039	0.19822	-0.00023	H264.88323	0.01951	0.00714	0.00512	0.00660	0.00438
0809174-2 10X	-0.00032	9.23669	0.39734	280.53231	0.13119	-0.00107	H288.57400	0.00304	-0.00006	0.00091	L-0.00929	0.00601
0809174-3 10X	0.45235	15.50883	0.19945	175.16302	0.11692	0.00145	H256.59799	0.00290	0.01086	0.00001	-0.00117	0.00061
CCV	19.35717	48.25886	0.50273	50.30395	0.91034	0.93753	48.77419	0.92783	4.57087	0.93542	0.95648	0.92491
CCB	-0.00477	0.07019	0.00559	-0.02922	0.00015	-0.00048	0.16810	-0.00003	0.00602	0.00040	0.00024	0.00048
0809174-4 10X	-0.00008	6.65179	0.10359	220.49734	0.15160	0.00246	214.98091	0.01004	-0.01011	0.00209	0.00264	0.00181
0809174-5 10X	-0.00393	8.70288	0.30792	117.20132	0.00993	0.00026	H425.86235	0.00304	0.00441	0.00157	0.00364	0.00053
0809174-6 2X	0.02547	4.76699	0.12190	59.19766	0.00090	0.00109	134.78110	0.00104	0.00789	0.00010	L-0.00801	0.00415
0809174-7 10X	-0.00409	16.57184	0.18190	152.10309	0.13782	0.00075	138.98494	0.00392	0.00826	0.00166	0.00361	0.00068
0809174-8 25X	0.05086	3.10579	0.12947	52.29573	0.00147	-0.00086	H266.75435	0.00082	0.00416	0.00105	L-0.00315	0.00314
0809174-9 10X	0.10326	13.40068	0.40942	220.94453	0.66980	-0.00092	H309.30859	0.02728	0.00044	0.01783	0.01684	0.01833
IP081007-4MB	0.02638	0.13759	0.00595	-0.01418	0.00032	-0.00122	0.20795	0.00074	0.00702	0.00002	0.00206	-0.00099
IP081007-4LCS	0.96550	37.95255	0.48480	41.11706	0.47050	0.96537	38.71173	0.49198	0.01273	0.48699	0.49670	0.48215
0809174-10 10X	0.92776	24.04655	0.12063	161.11503	3.22286	0.00081	163.69428	0.06948	0.01943	0.03056	0.02971	0.03098
0809174-11 10X	0.01406	24.35863	0.11634	168.36365	3.46684	-0.00012	162.57446	0.06037	0.00205	0.00363	0.00077	0.00507
CCV	19.12938	49.21152	0.51518	50.34019	0.89940	0.93298	49.94309	0.92311	4.84871	0.93446	0.94934	0.92702
CCB	-0.00497	0.14653	0.00569	-0.02612	0.00021	-0.00001	0.17060	0.00023	0.00441	0.00085	0.00103	0.00077
0809174-12 10X	-0.00815	19.44998	0.08898	149.06344	2.64424	-0.00029	130.93256	0.03431	0.00180	0.00407	0.00347	0.00436
0809174-13 10X	-0.00354	8.96491	0.34064	130.90620	0.02023	-0.00048	H396.36799	0.00651	-0.00043	0.00382	0.00500	0.00322
0809174-14 2X	0.01561	3.80869	0.12475	109.60549	0.00766	0.00623	130.20286	0.00192	0.00789	0.00008	L-0.00491	0.00257
0809174-15 2X	0.06251	3.41748	0.13573	98.79266	0.45207	0.00881	142.27557	0.00458	0.01297	0.00041	L-0.00459	0.00291
0809174-15D 2X	0.06207	3.43072	0.13690	98.77581	0.44969	0.00936	142.88853	0.00442	0.01111	0.00079	-0.00241	0.00238
0809174-15L 10X	0.00842	0.61049	0.02529	20.37487	0.10023	0.00147	26.97301	0.00112	0.00143	0.00228	0.00217	0.00233
0809174-15MS 2X	0.51696	28.86599	0.42483	120.92867	0.67803	0.46044	163.15875	0.22808	0.01173	0.22819	0.22497	0.22980
0809174-15MSD 2X	0.53272	29.17823	0.42914	123.01084	0.69549	0.47999	165.67053	0.23920	0.01422	0.23705	0.23617	0.23750
0809174-16 10X	0.09475	6.95678	0.14182	53.35225	0.37497	0.00100	218.07716	0.00052	0.00441	0.00135	0.00450	-0.00022
0809174-17 2X	0.06541	4.79352	0.12115	59.91795	0.00196	0.00039	136.03284	0.00205	0.01111	-0.00033	L-0.00471	0.00185

Sample Id1	Fe	K	Li	Mg	Mn	Mo	Na	Ni	P	Pb	Pb I	Pb II
CCV	20.41655	48.84900	0.51124	52.39320	0.95692	0.98213	50.12832	0.98070	5.06076	1.03687	0.96505	1.07273
CCB	-0.00433	0.16375	0.00570	-0.02644	0.00021	-0.00044	0.16970	0.00037	0.00230	0.00000	0.00036	-0.00018
0809174-18 10X	0.41726	11.52967	0.34228	218.34438	0.23659	0.00060	H333.44385	0.01051	0.01744	0.12277	0.12718	0.12056
0809174-19 10X	-0.00227	8.82201	0.33664	128.38186	0.01753	0.00054	H387.82354	0.00826	0.00813	0.00092	0.00192	0.00042
0809174-20 10X	0.00397	3.81174	0.17179	37.71319	0.00921	0.00113	H359.58208	0.00073	0.00664	0.00090	0.00207	0.00031
0809174-21 10X	0.31390	2.44449	0.09571	3.18459	0.00829	-0.00050	H344.14990	0.00028	0.02663	0.00047	0.00414	-0.00137
0809174-22 25X	-0.00302	19.20412	0.32402	197.37096	0.00403	0.00111	H348.16639	0.00400	0.00404	0.00020	0.00242	-0.00091
0809174-23 5X	-0.00660	8.40246	0.17300	50.91057	0.37795	0.00198	H257.04583	0.00210	0.00168	0.00014	0.00117	-0.00038
0809173-21A 2X	0.25332	94.70611	1.31043	161.63748	0.01054	0.00183	202.16461	0.00164	0.01111	0.00049	L-0.01623	0.00884
0809173-22 100X	0.09817	0.43880	0.03363	5.85998	0.03247	-0.00023	58.82386	0.00100	0.00627	0.00137	0.00507	-0.00048
0809173-23 100X	-0.00680	0.67349	0.03563	15.56859	0.00027	-0.00135	82.95561	-0.00122	-0.00068	-0.00014	L-0.01051	0.00504
0809173-28 100X	-0.00620	0.32685	0.01642	3.38441	0.00070	-0.00069	35.12053	0.00077	0.00255	0.00070	0.00448	-0.00120
CCV	19.76905	48.85306	0.50961	51.35143	0.92795	0.96035	49.76820	0.95664	4.94497	0.95910	0.97836	0.94948
CCB	-0.00489	0.09110	0.00542	-0.03053	0.00018	0.00030	0.16282	0.00055	0.00516	0.00147	0.00466	-0.00013
0809173-31 100X	-0.00664	0.74553	0.03432	12.56592	0.00415	-0.00126	56.52204	0.00022	-0.00180	0.00113	0.00047	0.00146
0809174-1 100X	0.00898	1.76681	0.02461	21.95672	0.02061	-0.00052	27.23381	0.00224	0.00516	0.00222	0.00287	0.00189
0809174-2 100X	-0.00636	0.68301	0.03293	26.76390	0.01361	-0.00037	29.36558	0.00055	0.00367	0.00140	-0.00247	0.00333
0809174-3 100X	0.04069	1.11029	0.01903	17.17541	0.01223	0.00005	25.76951	0.00048	-0.00018	0.00057	0.00256	-0.00043
0809174-5 100X	-0.00552	0.63748	0.02591	11.53565	0.00118	-0.00021	47.39446	0.00021	-0.00180	0.00003	0.00097	-0.00045
0809174-8 100X	0.00838	0.68769	0.03070	13.63409	0.00047	-0.00090	70.04894	0.00047	0.00801	0.00126	0.00172	0.00104
0809174-9 100X	0.00544	0.98915	0.03399	22.13005	0.07243	-0.00061	33.04341	0.00329	0.00714	0.00288	0.00266	0.00299
0809174-13 100X	-0.00680	0.61287	0.02730	12.27503	0.00179	-0.00069	40.61543	0.00096	0.00342	0.00090	0.00148	0.00061
0809174-15A 2X	0.06235	91.24278	1.25868	178.53361	0.44882	0.00979	215.30925	0.00463	0.00751	0.00019	L-0.00691	0.00374
0809174-18 100X	0.04065	0.89027	0.03077	22.77181	0.02656	-0.00073	36.28264	0.00162	0.00776	0.01590	0.01636	0.01567
CCV	19.50297	48.65329	0.50686	50.79432	0.91583	0.95016	49.62973	0.94475	4.94881	0.94621	0.96314	0.93775
CCB	-0.00461	0.12701	0.00548	-0.02661	0.00012	-0.00025	0.16377	0.00047	-0.00043	0.00063	0.00601	-0.00205
0809174-19 100X	-0.00624	0.63977	0.02758	12.50998	0.00193	-0.00054	41.34608	0.00095	0.00466	0.00077	0.00006	0.00112
0809174-20 100X	-0.00544	0.37663	0.01697	3.95333	0.00113	-0.00014	38.76364	0.00073	0.00317	0.00092	0.00393	-0.00058
0809174-21 100X	0.02666	0.27757	0.01166	0.32098	0.00095	-0.00014	36.48027	0.00018	0.00516	0.00174	0.00431	0.00046
0809174-22 100X	-0.00588	4.25219	0.07788	53.53158	0.00121	0.00009	104.83118	0.00185	0.00180	0.00070	0.00167	0.00022
0809174-23 100X	-0.00668	0.34219	0.01070	2.78320	0.01900	-0.00006	12.70464	0.00030	0.00391	0.00189	0.00268	0.00150
CRI	0.19926	4.30399	0.02022	5.26289	0.02999	0.02001	4.53175	0.08244	0.21133	0.00705	0.00914	0.00601
ICSA	101.71773	0.11750	0.00573	259.61272	0.00340	-0.00092	0.17196	0.00084	0.01508	0.00090	L-0.00986	0.00628
ICSAB	99.05583	0.09471	1.01970	256.36572	0.44233	0.92621	0.17408	0.88719	0.99255	0.04909	0.03444	0.05641
CCV	19.41426	48.53791	0.50430	50.57468	0.91142	0.94274	49.52984	0.93471	4.84282	0.93740	0.95863	0.92679
CCB	0.00365	0.14030	0.00549	-0.00812	0.00029	0.00077	0.16886	0.00027	0.00441	0.00141	0.00355	0.00035

Sample Id1	S	Sb	Se	Se I	Se II	Si	Sn	Sr	Th	Ti	Tl	U
MIXBHIGH	0.00789	H2.01597	4.92737	H5.00298	4.88962	H50.38962	H10.17030	H10.00645	1.91533	9.95241	H5.06890	-0.03082
MIXAHIGH	0.01106	0.02475	0.00376	0.00217	0.00455	0.02445	0.00581	0.00927	0.00452	0.00023	0.01101	0.14805
MIXCHIGH	H50.75258	0.00154	-0.00184	0.00773	L-0.00661	-0.02014	0.02035	0.00163	1.58054	0.00699	-0.00553	H50.85373
ICV	2.59299	0.26002	0.50740	0.51078	0.50572	2.54374	0.51810	0.24539	0.17212	0.25046	0.26300	2.57130
ICB	-0.00639	0.00022	-0.00084	-0.00150	-0.00051	0.01222	0.00061	-0.00014	0.01600	-0.00013	0.00248	0.00080
CRI	0.19828	0.12479	0.00825	0.00719	0.00878	0.12530	0.10177	0.02361	0.08976	0.02026	0.01956	0.21525
ICSA	0.00789	0.00393	0.00224	0.00317	0.00178	0.00964	0.00962	0.00121	0.00341	-0.00019	0.00838	0.05530
ICSAB	0.99503	0.57746	0.05010	0.03873	0.05577	0.91891	0.95399	0.92352	0.54253	0.88370	0.09261	9.75526
CCV	5.09344	0.51078	0.98586	0.98492	0.98633	4.88842	1.02371	0.47691	0.31297	0.47853	0.51612	4.99407
CCB	-0.01115	-0.00064	-0.00022	-0.00424	0.00179	0.01960	-0.00019	-0.00013	0.01785	-0.00027	0.00381	-0.01201
IP081007-2MB	-0.01115	-0.00432	0.00129	L-0.00531	0.00459	0.02271	-0.00113	-0.00026	0.02435	0.00002	0.00183	-0.01621
IP081007-2LCS	-0.00163	0.51351	2.04791	2.05262	2.04556	2.00852	0.51216	0.47852	0.00962	0.47457	2.06066	-0.01974
0809210-24	H69.35138	-0.00074	0.00008	-0.00403	0.00213	4.17003	0.00414	0.97819	0.01311	0.00007	0.00094	0.00754
0809210-24D	H69.29663	-0.00002	0.00129	0.00085	0.00150	4.16835	0.00087	0.97811	0.01479	0.00011	0.00090	0.01121
0809210-24L 5X	13.76921	0.00158	-0.00135	-0.00089	-0.00159	0.83801	0.00481	0.19488	0.01953	-0.00022	-0.00039	-0.00340
0809210-24MS	H71.24728	0.50949	2.03568	2.05591	2.02557	6.19997	0.50829	1.46026	0.05825	0.46775	2.06603	-0.01167
0809210-24MSD	H70.15792	0.50908	2.00424	2.02924	1.99176	6.11700	0.50710	1.44550	0.01530	0.45730	2.04572	0.00924
0809210-25	-0.00163	-0.00083	0.00370	0.00279	0.00416	0.03132	0.00188	0.00002	0.02640	-0.00008	0.00155	0.00026
0810031-1	14.86963	0.00018	0.00144	0.00099	0.00167	9.47592	0.00194	0.63962	0.01830	0.00025	0.00022	-0.00237
0810031-2	14.70780	0.00127	-0.00209	0.00321	-0.00473	9.32712	0.00381	0.63340	0.02647	0.00038	0.00400	0.00495
CCV	4.94380	0.50628	0.95054	0.96854	0.94155	4.77757	1.00152	0.46745	0.26983	0.45537	0.51306	4.98967
CCB	-0.01432	0.00072	0.00044	-0.00129	0.00130	0.00869	-0.00013	-0.00013	0.02877	-0.00031	-0.00232	-0.00861
IP081007-1MB	-0.01115	-0.00033	-0.00002	0.00384	-0.00195	0.01300	0.00394	-0.00023	0.02648	-0.00021	0.00154	-0.00418
IP081007-1LCS	-0.00004	0.00049	-0.00503	-0.00330	L-0.00589	0.01588	0.00388	0.00028	0.01765	0.00012	0.00260	0.00001
IP081007-1LCSD	-0.00798	-0.00042	-0.00159	-0.00180	-0.00149	0.01388	0.00294	0.00025	0.01857	0.00001	0.00106	-0.00077
0810030-4	44.74367	0.00126	-0.00002	-0.00179	0.00087	1.44996	-0.00046	0.25485	0.02115	0.00116	-0.00262	0.00540
0810030-5	43.72618	0.00108	0.00723	0.00347	0.00910	1.40381	0.00581	0.25265	0.01765	0.00092	0.00066	0.00175
0810030-6	46.41751	0.00022	-0.00039	0.00242	-0.00180	1.41883	0.00394	0.25443	0.02425	0.00101	-0.00092	0.01064
0810030-10	32.01169	-0.00069	-0.00160	-0.00398	-0.00041	1.47594	0.00301	0.25947	0.03318	0.00108	-0.00165	-0.00532
0810030-11	40.22962	0.00203	-0.00049	-0.00050	-0.00048	1.41190	0.00368	0.25445	0.02046	0.00109	0.00449	0.00750
0810030-12	27.99500	0.00090	0.00301	-0.00077	0.00490	1.44316	0.00181	0.25636	0.02314	0.00080	0.00159	-0.00845
0810030-16	43.91068	0.00144	0.00045	-0.00040	0.00086	1.54897	0.00187	0.25111	0.02141	0.00116	0.00222	0.02160
CCV	5.07752	0.50256	0.99115	0.96616	1.00363	4.90231	1.03430	0.47280	0.28757	0.46130	0.51669	4.95554
CCB	-0.00163	-0.00095	0.00027	L-0.00574	0.00327	0.00886	0.00134	-0.00014	0.03316	-0.00039	-0.00065	-0.00548
0810030-17	45.01979	-0.00095	0.00166	-0.00177	0.00336	1.55256	-0.00033	0.25256	0.02563	0.00090	-0.00023	-0.00897
0810030-18	46.43059	0.00086	0.00072	0.00129	0.00044	1.54845	0.00201	0.25457	0.02006	0.00085	-0.00336	-0.00217
0810030-22	39.52440	0.00122	-0.00199	-0.00115	-0.00242	1.50101	0.00348	0.25242	0.02513	0.00091	-0.00088	0.00018
0810030-23	45.99403	-0.00051	-0.00298	L-0.01081	0.00094	1.51562	-0.00113	0.25350	0.03547	0.00104	-0.00402	-0.01681
0810030-24	41.36221	0.00258	0.00196	0.00264	0.00162	1.48203	0.00428	0.25104	0.03311	0.00099	-0.00071	0.00540
0810030-28	48.37476	-0.00037	-0.00430	L-0.00600	-0.00346	1.69033	0.00354	0.35841	0.03257	0.00169	-0.00112	-0.00559
0810030-29	H53.34587	-0.00069	-0.00047	-0.00137	-0.00001	1.67611	0.00174	0.35459	0.02867	0.00180	0.00056	0.00564
0810030-30	49.95247	0.00040	-0.00029	-0.00269	0.00091	1.66780	0.00161	0.35461	0.03034	0.00170	0.00352	-0.00272
0810030-34	H57.50560	0.00153	0.00273	-0.00179	0.00498	1.72333	0.00407	0.35733	0.03175	0.00173	-0.00102	0.00720
0810030-35	H54.40081	0.00176	0.00078	-0.00244	0.00239	1.71569	0.00407	0.35449	0.02359	0.00151	0.00161	-0.00717
CCV	5.11573	0.51058	0.98074	0.95501	0.99359	4.96986	1.04561	0.47579	0.28665	0.46123	0.52509	4.98810
CCB	-0.00480	0.00117	-0.00091	-0.00244	-0.00015	0.00414	0.00081	-0.00012	0.04089	-0.00014	0.00166	-0.00600
0810030-36	H56.66916	-0.00069	-0.00043	0.00042	-0.00086	1.75947	0.00167	0.36266	0.03626	0.00177	0.00029	0.00248
CRI	0.20622	0.12856	0.00757	0.00456	0.00907	0.11385	0.10879	0.02324	0.08568	0.01843	0.02211	0.21578
ICSA	0.00630	0.00988	0.00588	0.02088	-0.00161	0.00182	0.01075	0.00128	0.01693	-0.00035	0.01162	0.07282
ICSAB	1.00932	0.57340	0.05146	0.04143	0.05647	0.91215	0.94780	0.92198	0.66533	0.90988	0.09316	9.52848

Sample Id1	S	Sb	Se	Se I	Se II	Si	Sn	Sr	Th	Ti	Tl	U
CCV	5.12210	0.48749	0.97173	0.96679	0.97420	4.73717	0.96644	0.46702	0.33659	0.47801	0.48638	4.84388
CCB	-0.01432	-0.00013	0.00131	-0.00039	0.00215	0.00061	0.00301	-0.00011	0.00381	-0.00020	-0.00147	-0.00365
CCV	5.21921	0.49098	1.00112	0.98881	1.00727	4.83444	0.99526	0.47315	0.35585	0.48947	0.49749	4.87795
CCB	-0.00956	-0.00009	-0.00023	-0.00163	0.00047	0.01144	0.00061	-0.00012	0.02963	0.00061	-0.00102	0.00236
IP081006-2MB	-0.00480	-0.00219	0.00329	0.00425	0.00281	0.00836	0.00274	-0.00023	0.00321	-0.00024	0.00139	-0.00942
IP081006-2LCS	-0.00798	0.48911	2.03292	1.99347	2.05261	1.95799	0.49417	0.46844	-0.00038	0.47876	1.96560	-0.00562
0809173-21 2X	H317.50325	0.00015	0.17380	0.17538	0.17302	5.39329	0.00187	2.28286	-0.02104	0.00315	0.00532	0.02360
0809173-21D 2X	H308.31242	0.00010	0.17269	0.17165	0.17321	5.25622	-0.00067	2.23279	-0.01627	0.00432	0.00385	0.01629
0809173-21L 10X	H69.82430	-0.00055	0.03599	0.03045	0.03875	1.11177	0.00027	0.46725	-0.00172	0.00040	0.00132	-0.00238
0809173-21MS 2X	H308.35774	0.22692	1.16517	1.15054	1.17247	6.19285	0.23421	2.44815	-0.01022	0.22595	0.92236	0.01495
0809173-21MSD 2X	H319.11195	0.23789	1.21242	1.19145	1.22289	6.55282	0.24642	2.52413	-0.01214	0.23389	0.95436	0.00342
0809173-22 10X	H443.84009	0.00064	0.00641	0.00956	0.00484	0.93761	0.00288	1.98024	-0.00632	0.00012	0.00396	0.00822
0809173-23 25X	H308.24971	0.00009	0.08527	0.08067	0.08757	0.02889	0.00454	0.38383	-0.00033	-0.00014	0.00102	0.00446
0809173-24 5X	H165.40751	-0.00140	0.07589	0.07058	0.07855	3.14076	0.00073	1.16381	-0.00810	0.01153	-0.00202	-0.00527
CCV	5.13802	0.48172	0.97881	0.96727	0.98457	4.75837	0.96096	0.46649	0.33164	0.47386	0.48975	4.88891
CCB	-0.00480	-0.00190	-0.00100	-0.00311	0.00005	0.00149	0.00308	-0.00012	0.00504	-0.00022	0.00199	-0.00495
0809173-25 10X	H338.72496	0.00035	0.01336	0.00996	0.01507	0.79139	0.00768	1.12145	-0.00669	0.00007	0.00443	0.22086
0809173-26 10X	H169.94052	-0.00132	0.01962	0.01624	0.02131	1.09602	-0.00053	0.86371	-0.01435	-0.00039	-0.00143	-0.00182
0809173-27 10X	H126.08206	-0.00094	-0.00043	-0.00296	0.00083	0.54884	0.00027	0.77061	0.00273	-0.00033	-0.00113	-0.00662
0809173-28 10X	H247.85281	-0.00118	0.00058	0.00261	-0.00044	0.50585	0.00141	1.64011	-0.00957	-0.00042	0.00166	-0.00966
0809173-29 10X	H179.54268	-0.00158	0.16253	0.15919	0.16420	0.77238	0.00228	0.41440	-0.00944	-0.00024	0.00037	0.00315
0809173-30 5X	H313.38449	-0.00097	0.00117	0.00163	0.00094	2.11503	0.00308	1.87091	-0.01295	-0.00045	0.00294	0.12286
0809173-31 10X	H432.31721	-0.00136	0.25926	0.25471	0.26154	0.69223	0.00454	1.02274	-0.00816	-0.00014	0.00232	0.00655
0809174-1 10X	H330.81389	0.00083	0.10532	0.10230	0.10683	0.66850	0.00441	1.32160	-0.01880	-0.00034	0.00440	0.00932
0809174-2 10X	H341.35515	-0.00435	-0.00176	L-0.01795	0.00632	0.51920	-0.00300	1.47964	0.00909	0.00008	-0.00319	-0.01202
0809174-3 10X	H262.71169	-0.00108	0.22180	0.21649	0.22445	0.77879	0.00220	1.04021	-0.00647	0.00408	0.00518	-0.00187
CCV	5.04728	0.47678	0.96134	0.95922	0.96240	4.70994	0.95782	0.46165	0.32030	0.46942	0.48252	4.82030
CCB	-0.00163	-0.00227	-0.00059	-0.00225	0.00025	-0.00377	-0.00380	-0.00012	0.00751	-0.00023	0.00065	-0.00992
0809174-4 10X	H243.52456	-0.00012	0.02818	0.02439	0.03007	0.71050	0.00001	1.08614	-0.01279	-0.00043	0.00501	0.17200
0809174-5 10X	H394.96121	-0.00059	0.30343	0.29564	0.30732	0.77901	0.00448	1.04822	-0.00282	-0.00014	0.00517	0.01256
0809174-6 2X	H271.38284	0.00000	0.12661	0.12027	0.12978	5.82062	0.00294	2.44312	-0.00671	-0.00055	-0.00007	0.00548
0809174-7 10X	H254.09084	0.00063	0.00673	0.00942	0.00539	0.91630	0.00067	0.95801	-0.01144	-0.00043	0.00387	0.05726
0809174-8 25X	H224.35158	-0.00250	0.06275	0.05613	0.06606	0.28153	-0.00093	0.42491	-0.00186	0.00040	-0.00027	-0.00708
0809174-9 10X	H318.48952	-0.00169	0.09856	0.09727	0.09921	0.53043	0.01028	1.32695	-0.01464	-0.00049	0.00328	0.00151
IP081007-4MB	0.02534	-0.00106	-0.00539	L-0.00683	-0.00467	-0.00074	0.00114	-0.00011	0.00938	-0.00014	0.00469	0.00287
IP081007-4LCS	-0.00480	0.49272	2.02934	2.02869	2.02966	1.97225	0.50026	0.46947	0.00027	0.47430	1.98997	-0.00954
0809174-10 10X	H158.83085	0.00063	0.04099	0.03154	0.04571	0.71168	0.00628	1.11331	0.00140	0.00023	0.00476	0.00800
0809174-11 10X	H160.38876	0.00017	0.04158	0.03714	0.04380	0.75620	-0.00046	1.12422	-0.01243	-0.00050	0.00094	0.00000
CCV	5.08389	0.47971	0.95591	0.95702	0.95536	4.72914	0.95321	0.46274	0.31916	0.46493	0.48643	4.87896
CCB	-0.00798	-0.00082	0.00071	-0.00087	0.00150	-0.00753	0.00528	-0.00012	0.01242	-0.00021	0.00081	-0.00809
0809174-12 10X	H194.10270	0.00013	0.02993	0.02768	0.03106	1.00496	0.00107	0.81829	-0.00572	-0.00038	-0.00075	0.00864
0809174-13 10X	H384.40183	-0.00073	0.25321	0.24992	0.25485	0.74932	-0.00046	1.00022	-0.00536	-0.00018	0.00017	0.00289
0809174-14 2X	H307.65369	0.00103	0.01384	0.01149	0.01501	4.29647	-0.00053	2.54731	-0.01150	-0.00085	0.00319	0.02300
0809174-15 2X	H291.04162	0.00187	0.03611	0.03332	0.03750	5.09298	0.00194	2.25190	-0.00594	0.00083	0.00235	0.01643
0809174-15D 2X	H290.96850	0.00010	0.03603	0.03723	0.03544	5.09248	0.00194	2.25280	-0.01000	0.00059	0.00478	0.01905
0809174-15L 10X	H66.03649	-0.00280	0.00409	0.00547	0.00340	1.06880	0.00174	0.46732	0.00231	0.00000	-0.00274	0.00236
0809174-15MS 2X	H298.83092	0.23473	1.05689	1.05472	1.05798	6.10916	0.24175	2.48670	-0.02096	0.22700	0.94123	0.01769
0809174-15MSD 2X	H303.90071	0.23939	1.06105	1.06515	1.05900	6.24857	0.24582	2.52671	-0.00512	0.22935	0.97623	0.01010
0809174-16 10X	H225.73383	-0.00104	0.00119	-0.00166	0.00261	0.67536	0.00027	0.81433	-0.00540	-0.00007	0.00236	0.05667
0809174-17 2X	H277.42306	-0.00033	0.12539	0.12935	0.12342	5.94046	0.00274	2.44713	-0.00693	0.00038	0.00641	0.01931

Sample Id1	S	Sb	Se	Se I	Se II	Si	Sn	Sr	Th	Ti	Tl	U
CCV	5.24946	0.47600	1.02695	0.95796	1.06139	4.89148	0.99232	0.46943	0.36233	0.48492	0.49112	4.79581
CCB	-0.00639	0.00054	0.00146	0.00035	0.00202	-0.00544	0.00001	-0.00010	0.01374	-0.00020	-0.00045	-0.00156
0809174-18 10X	H372.41394	0.00063	0.22111	0.22096	0.22119	0.64156	0.00188	1.25458	-0.01140	-0.00024	0.00495	0.01907
0809174-19 10X	H378.24867	-0.00027	0.24632	0.25054	0.24421	0.72736	0.00081	0.98525	-0.00023	-0.00018	0.00102	0.01073
0809174-20 10X	H283.99792	-0.00167	0.00158	L-0.00693	0.00583	0.24171	0.00114	1.63640	0.00254	-0.00007	0.00131	0.00236
0809174-21 10X	H62.57309	-0.00059	0.00121	0.00223	0.00070	0.96699	0.00268	0.70777	0.01103	-0.00004	0.00056	0.00659
0809174-22 25X	H413.17479	0.00010	0.07277	0.06662	0.07583	0.27794	0.00474	0.44398	0.01827	-0.00001	0.00207	0.10300
0809174-23 5X	H260.44257	-0.00081	0.01761	0.01343	0.01970	1.23387	0.00354	1.26936	0.00117	-0.00030	0.00110	0.04628
0809173-21A 2X	H295.46928	-0.00311	0.16385	0.16022	0.16567	4.92798	-0.00053	2.07728	0.00164	0.00384	0.00237	-0.00435
0809173-22 100X	H50.69053	-0.00019	0.00085	0.00137	0.00059	0.08564	0.00114	0.19829	0.00708	-0.00035	0.00309	0.00073
0809173-23 100X	H72.68089	-0.00861	0.02163	-0.00003	0.03245	-0.01779	-0.00780	0.08735	0.01449	-0.00011	-0.00526	-0.03580
0809173-28 100X	27.43751	0.00058	-0.00050	-0.00356	0.00103	0.03897	0.00288	0.16418	0.00642	-0.00036	0.00199	-0.00051
CCV	5.12528	0.49072	0.97040	0.97767	0.96677	4.81450	0.98170	0.46609	0.31464	0.47073	0.50267	4.89419
CCB	-0.01749	0.00027	0.00165	0.00007	0.00244	-0.01153	0.00214	-0.00011	0.01151	-0.00019	0.00268	0.00106
0809173-31 100X	H50.60918	-0.00318	0.02717	0.01595	0.03277	0.05631	0.00094	0.10400	0.01336	-0.00024	0.00341	-0.01253
0809174-1 100X	37.75707	-0.00037	0.01041	0.01321	0.00901	0.05342	0.00007	0.13600	0.00295	-0.00035	-0.00012	-0.00392
0809174-2 100X	38.52657	-0.00158	0.00079	-0.00359	0.00297	0.03550	-0.00300	0.15129	0.00345	-0.00030	0.00239	-0.01593
0809174-3 100X	28.80170	-0.00250	0.01962	0.02303	0.01791	0.06743	0.00114	0.10733	0.00190	0.00016	0.00363	-0.00263
0809174-5 100X	43.91884	-0.00050	0.02887	0.02651	0.03004	0.06483	-0.00100	0.10502	0.01005	-0.00033	-0.00049	-0.00312
0809174-8 100X	H61.64538	-0.00019	0.02051	0.01224	0.02463	0.06461	-0.00019	0.11063	0.01612	-0.00010	-0.00073	-0.00418
0809174-9 100X	36.89042	0.00022	0.01140	0.01578	0.00921	0.04617	0.00448	0.13900	0.00556	-0.00016	0.00444	-0.00575
0809174-13 100X	40.61249	-0.00227	0.02588	0.02320	0.02722	0.05564	0.00541	0.09692	0.00750	-0.00025	0.00325	-0.00652
0809174-15A 2X	H294.12602	-0.00171	0.03897	0.03495	0.04098	4.98663	0.00227	2.17012	-0.01183	0.00057	0.00320	0.01565
0809174-18 100X	44.56145	-0.00028	0.02435	0.02122	0.02592	0.05535	0.00154	0.13761	0.02224	-0.00023	0.00006	-0.00054
CCV	5.09026	0.48336	0.95702	0.97118	0.94995	4.75671	0.97241	0.46262	0.31551	0.46556	0.49414	4.85598
CCB	-0.00956	0.00253	0.00066	-0.00154	0.00175	-0.01032	0.00214	-0.00010	0.01139	-0.00026	0.00240	0.00158
0809174-19 100X	41.48779	-0.00009	0.02176	0.01759	0.02384	0.06052	-0.00540	0.09854	0.00567	-0.00026	-0.00265	-0.00940
0809174-20 100X	31.37013	-0.00019	0.00010	0.00331	-0.00150	0.00978	-0.00026	0.16980	0.00978	-0.00024	0.00236	0.00341
0809174-21 100X	6.44244	-0.00087	0.00095	-0.00155	0.00219	0.08383	0.00041	0.07354	0.01304	-0.00024	-0.00133	-0.00681
0809174-22 100X	H126.65044	-0.00014	0.02237	0.02074	0.02318	0.06871	0.00374	0.12479	0.01791	-0.00029	0.00281	0.02877
0809174-23 100X	14.30251	-0.00168	0.00242	0.00624	0.00051	0.04544	0.00188	0.06350	0.00750	-0.00020	-0.00032	0.00393
CRI	0.20622	0.12120	0.01239	0.01317	0.01199	0.09021	0.10258	0.02319	0.08621	0.01977	0.02182	0.20271
ICSA	0.00472	0.00104	-0.00093	0.00044	-0.00161	-0.02817	0.00248	0.00118	-0.00641	-0.00042	0.01203	0.05517
ICSAB	1.01567	0.57166	0.04982	0.04944	0.05000	0.89022	0.95518	0.91670	0.62157	0.89358	0.09480	9.59155
CCV	5.05842	0.48044	0.94781	0.96017	0.94163	4.72076	0.95789	0.46150	0.31507	0.46512	0.49324	4.84377
CCB	-0.02225	-0.00032	-0.00170	-0.00305	-0.00103	-0.01384	0.00141	-0.00002	0.00778	-0.00016	-0.00089	-0.00522

Sample Id1	V	Zn	Zr
MIXBHIGH	H5.02881	H10.12826	L-0.05325
MIXAHIGH	-0.00386	0.02159	0.00481
MIXCHIGH	L-0.01065	0.00135	4.97551
ICV	0.25283	0.49927	0.50759
ICB	0.00023	0.00045	-0.00122
CRI	0.10546	0.04264	0.05211
ICSA	0.00017	0.00689	0.00208
ICSAB	0.45704	0.85180	0.45507
CCV	0.49314	0.97626	0.98243
CCB	0.00011	-0.00036	-0.00145
IP081007-2MB	-0.00014	0.00196	-0.00221
IP081007-2LCS	0.49803	0.48633	-0.00372
0809210-24	0.00011	0.00357	-0.00299
0809210-24D	0.00042	0.00478	-0.00300
0809210-24L 5X	0.00028	0.00055	-0.00193
0809210-24MS	0.48916	0.47865	-0.00904
0809210-24MSD	0.48354	0.46824	-0.00592
0809210-25	0.00000	0.00538	-0.00202
0810031-1	0.01408	0.00196	-0.00560
0810031-2	0.01409	0.00478	-0.00590
CCV	0.48007	0.92705	0.96171
CCB	0.00020	0.00045	-0.00207
IP081007-1MB	0.00016	0.00186	-0.00200
IP081007-1LCS	0.00012	0.00256	-0.00145
IP081007-1LCSD	0.00014	0.00115	-0.00160
0810030-4	0.00118	0.01011	-0.00205
0810030-5	0.00063	0.01263	-0.00190
0810030-6	0.00129	0.01475	-0.00219
0810030-10	0.00077	0.00891	-0.00333
0810030-11	0.00115	0.01253	-0.00196
0810030-12	0.00053	0.00941	-0.00259
0810030-16	0.00135	0.01022	-0.00185
CCV	0.49203	0.97920	0.98159
CCB	0.00001	0.00075	-0.00251
0810030-17	0.00024	0.01414	-0.00274
0810030-18	0.00102	0.01102	-0.00211
0810030-22	0.00101	0.00961	-0.00246
0810030-23	0.00011	0.01303	-0.00368
0810030-24	0.00092	0.01152	-0.00301
0810030-28	0.00065	0.01827	-0.00310
0810030-29	0.00117	0.00991	-0.00267
0810030-30	0.00096	0.00951	-0.00292
0810030-34	0.00092	0.00780	-0.00304
0810030-35	0.00075	0.01444	-0.00266
CCV	0.49623	0.98478	0.98867
CCB	0.00026	0.00035	-0.00288
0810030-36	0.00130	0.01314	-0.00322
CRI	0.10415	0.04063	0.05064
ICSA	0.00280	0.00468	0.00190
ICSAB	0.46013	0.87015	0.45098

Sample Id1	V	Zn	Zr
CCV	0.47487	0.92167	0.95300
CCB	-0.00005	-0.00026	-0.00021
CCV	0.48756	0.96804	0.97156
CCB	0.00027	0.00226	-0.00188
IP081006-2MB	0.00009	0.00075	-0.00040
IP081006-2LCS	0.48929	0.48471	-0.00268
0809173-21 2X	0.00099	0.00317	-0.00087
0809173-21D 2X	0.00107	0.00236	-0.00098
0809173-21L 10X	0.00016	0.00156	-0.00059
0809173-21MS 2X	0.22669	0.21117	-0.00292
0809173-21MSD 2X	0.23353	0.21955	-0.00347
0809173-22 10X	0.00085	0.00156	0.00135
0809173-23 25X	0.00033	0.00055	-0.00010
0809173-24 5X	0.00079	0.00760	-0.00123
CCV	0.47378	0.91396	0.95189
CCB	0.00006	-0.00066	-0.00040
0809173-25 10X	0.00048	0.00226	0.00065
0809173-26 10X	-0.00054	0.01072	0.00004
0809173-27 10X	0.00000	0.00095	-0.00059
0809173-28 10X	0.00022	-0.00006	0.00007
0809173-29 10X	0.00006	0.00085	-0.00003
0809173-30 5X	0.00265	0.00166	-0.00004
0809173-31 10X	-0.00005	0.00236	0.00004
0809174-1 10X	0.00006	0.20421	0.00106
0809174-2 10X	-0.00080	0.00407	-0.00153
0809174-3 10X	0.00095	0.00246	-0.00009
CCV	0.47234	0.90615	0.94756
CCB	-0.00015	-0.00006	-0.00075
0809174-4 10X	0.00058	0.00397	0.00094
0809174-5 10X	0.00022	0.00196	-0.00020
0809174-6 2X	0.00016	0.00145	-0.00228
0809174-7 10X	0.00370	0.00427	0.00034
0809174-8 25X	-0.00012	0.00115	-0.00051
0809174-9 10X	-0.00026	0.17961	0.00042
IP081007-4MB	0.00039	0.00035	-0.00073
IP081007-4LCS	0.49144	0.47926	-0.00299
0809174-10 10X	-0.00041	0.57299	-0.00063
0809174-11 10X	-0.00018	0.02552	0.00005
CCV	0.46912	0.88323	0.94511
CCB	-0.00002	0.00025	-0.00101
0809174-12 10X	0.00008	0.08445	-0.00027
0809174-13 10X	-0.00002	0.07166	-0.00023
0809174-14 2X	0.00087	0.01888	-0.00126
0809174-15 2X	0.00049	0.00307	-0.00192
0809174-15D 2X	0.00067	0.00256	-0.00172
0809174-15L 10X	0.00002	0.00055	-0.00089
0809174-15MS 2X	0.23012	0.21561	-0.00226
0809174-15MSD 2X	0.23705	0.22620	-0.00365
0809174-16 10X	0.00020	0.00045	-0.00019
0809174-17 2X	0.00071	0.01424	-0.00219

Sample Id1	V	Zn	Zr
CCV	0.48997	0.99869	0.97628
CCB	0.00002	0.00035	-0.00091
0809174-18 10X	0.00014	0.03902	0.00066
0809174-19 10X	0.00049	0.01545	-0.00038
0809174-20 10X	0.00012	0.00125	-0.00068
0809174-21 10X	-0.00004	0.00045	-0.00099
0809174-22 25X	0.00061	0.00518	-0.00141
0809174-23 5X	0.00001	0.01555	-0.00085
0809173-21A 2X	0.00025	0.00407	-0.00284
0809173-22 100X	0.00005	0.00055	-0.00080
0809173-23 100X	-0.00170	0.00004	-0.00217
0809173-28 100X	0.00029	0.00156	-0.00078
CCV	0.48186	0.93821	0.96637
CCB	0.00036	0.00025	-0.00065
0809173-31 100X	-0.00041	0.00035	-0.00126
0809174-1 100X	0.00024	0.02159	-0.00047
0809174-2 100X	-0.00033	0.00075	-0.00091
0809174-3 100X	0.00029	0.00035	-0.00042
0809174-5 100X	-0.00020	0.00035	-0.00102
0809174-8 100X	-0.00004	0.00045	-0.00152
0809174-9 100X	0.00009	0.02008	-0.00070
0809174-13 100X	-0.00016	0.00719	-0.00097
0809174-15A 2X	0.00050	0.00307	-0.00165
0809174-18 100X	0.00010	0.00468	-0.00158
CCV	0.47639	0.92127	0.95501
CCB	0.00047	-0.00056	-0.00068
0809174-19 100X	-0.00016	0.00216	-0.00085
0809174-20 100X	0.00048	0.00095	-0.00066
0809174-21 100X	-0.00004	0.00135	-0.00117
0809174-22 100X	-0.00023	0.00125	-0.00150
0809174-23 100X	0.00005	0.00176	-0.00065
CRI	0.10405	0.04214	0.05151
ICSA	-0.00072	0.00589	0.00254
ICSAB	0.46068	0.86660	0.45449
CCV	0.47307	0.91274	0.95129
CCB	-0.00012	0.00055	-0.00046

Method : Paragon File : 081008A Printed : 10/8/2008 16:08:11
SampleId1 : BLANK **SampleId2 :** **[STD]**
Analysis commenced : 10/8/2008 09:36:42
Dilution ratio : 1.00000 to 1.00000 Tray : Position : TUBE1

Raw intensities

	Ag	**Al**	**As**	**B**	**Ba**	**Be**	**Bi**	**Ca**	**Cd**
	Reading	Reading	Reading	Reading	Reading	Reading	Reading	Reading	Reading
#1	0.725	1.721	2.151	1.056	0.286	0.476	1.717	0.389	1.400
#2	0.728	1.737	2.170	1.063	0.284	0.476	1.728	0.386	1.406
Mean	**0.726**	**1.729**	**2.161**	**1.059**	**0.285**	**0.476**	**1.723**	**0.388**	**1.403**
%RSD	0.292	0.654	0.622	0.467	0.496	0.000	0.452	0.547	0.302

	Co	**Cr**	**Cu**	**Fe**	**K**	**Li**	**Mg**	**Mn**	**Mo**
	Reading	Reading	Reading	Reading	Reading	Reading	Reading	Reading	Reading
#1	1.094	1.778	0.628	0.421	7.563	1.313	1.045	0.114	1.216
#2	1.085	1.771	0.624	0.421	7.516	1.302	1.036	0.113	1.233
Mean	**1.090**	**1.775**	**0.626**	**0.421**	**7.540**	**1.308**	**1.041**	**0.114**	**1.225**
%RSD	0.584	0.279	0.452	0.000	0.441	0.595	0.612	0.623	0.982

	Na	**Ni**	**P**	**Pb I**	**Pb II**	**S**	**Sb**	**Se I**	**Se II**
	Reading	Reading	Reading	Reading	Reading	Reading	Reading	Reading	Reading
#1	1.728	2.722	0.767	17.911	8.048	0.097	2.455	8.262	5.389
#2	1.707	2.706	0.789	18.024	8.036	0.096	2.451	8.300	5.392
Mean	**1.718**	**2.714**	**0.778**	**17.968**	**8.042**	**0.097**	**2.453**	**8.281**	**5.391**
%RSD	0.865	0.417	2.000	0.445	0.106	0.733	0.115	0.324	0.039

	Si	**Sn**	**Sr**	**Th**	**Ti**	**Tl**	**U**	**V**	**Zn**
	Reading	Reading	Reading	Reading	Reading	Reading	Reading	Reading	Reading
#1	3.998	2.447	0.350	6.394	1.893	3.012	1.421	1.393	0.245
#2	3.990	2.454	0.348	6.355	1.878	3.012	1.419	1.380	0.248
Mean	**3.994**	**2.451**	**0.349**	**6.375**	**1.886**	**3.012**	**1.420**	**1.386**	**0.247**
%RSD	0.142	0.202	0.405	0.433	0.563	0.000	0.100	0.663	0.861

	Zr	**Pb**	**Se**
	Reading	Reading	Reading
#1	2.316		
#2	2.296		
Mean	**2.306**	**0.000**	**0.000**
%RSD	0.613	0.000	0.000

Method : Paragon File : 081008A Printed : 10/8/2008 16:08:12
SampleId1 : RL **SampleId2 :** **[STD]**
Analysis commenced : 10/8/2008 09:39:13
Dilution ratio : 1.00000 to 1.00000 Tray : Position : TUBE2

Raw intensities

	Ag	Al	As	B	Ba	Be	Bi	Ca	Cd
	Reading	Reading	Reading	Reading	Reading	Reading	Reading	Reading	Reading
#1	0.780	2.087	2.209	2.641	0.410	0.558	1.784	1.410	1.513
#2	0.774	2.094	2.234	2.636	0.410	0.560	1.790	1.409	1.534
Mean	**0.777**	**2.091**	**2.221**	**2.639**	**0.410**	**0.559**	**1.787**	**1.410**	**1.524**
%RSD	0.546	0.237	0.796	0.134	0.000	0.253	0.237	0.050	0.975

	Co	Cr	Cu	Fe	K	Li	Mg	Mn	Mo
	Reading	Reading	Reading	Reading	Reading	Reading	Reading	Reading	Reading
#1	1.140	1.878	0.666	1.153	10.095	4.649	1.839	0.156	1.524
#2	1.143	1.888	0.666	1.152	10.082	4.662	1.826	0.156	1.510
Mean	**1.142**	**1.883**	**0.666**	**1.152**	**10.089**	**4.656**	**1.833**	**0.156**	**1.517**
%RSD	0.186	0.376	0.000	0.061	0.091	0.197	0.502	0.000	0.653

	Na	Ni	P	Pb I	Pb II	S	Sb	Se I	Se II
	Reading	Reading	Reading	Reading	Reading	Reading	Reading	Reading	Reading
#1	13.882	3.079	1.026	18.268	8.279	0.117	2.584	8.395	5.472
#2	13.974	3.093	1.026	18.347	8.250	0.116	2.586	8.407	5.501
Mean	**13.928**	**3.086**	**1.026**	**18.308**	**8.265**	**0.117**	**2.585**	**8.401**	**5.487**
%RSD	0.467	0.321	0.000	0.305	0.248	0.607	0.055	0.101	0.374

	Si	Sn	Sr	Th	Ti	Tl	U	V	Zn
	Reading	Reading	Reading	Reading	Reading	Reading	Reading	Reading	Reading
#1	4.422	2.541	2.086	6.693	3.516	3.044	1.673	1.479	0.278
#2	4.464	2.534	2.093	6.667	3.501	3.097	1.669	1.466	0.277
Mean	**4.443**	**2.537**	**2.090**	**6.680**	**3.509**	**3.071**	**1.671**	**1.473**	**0.278**
%RSD	0.668	0.195	0.237	0.275	0.302	1.221	0.169	0.624	0.255

	Zr	Pb	Se
	Reading	Reading	Reading
#1	2.892		
#2	2.892		
Mean	**2.892**	**0.000**	**0.000**
%RSD	0.000	0.000	0.000

Method : Paragon File : 081008A Printed : 10/8/2008 16:08:12
SampleId1 : B3 **SampleId2 :** **[STD]**
Analysis commenced : 10/8/2008 09:41:13
Dilution ratio : 1.00000 to 1.00000 Tray : Position : TUBE3

Raw intensities

	Ag	Al	As	B	Ba	Be	Bi	Ca	Cd
	Reading	Reading	Reading	Reading	Reading	Reading	Reading	Reading	Reading
#1	1.090	1.776	2.723	3.950	5.573	1.159	1.793	0.395	6.269
#2	1.089	1.779	2.736	3.939	5.545	1.156	1.766	0.393	6.242
Mean	**1.090**	**1.778**	**2.729**	**3.945**	**5.559**	**1.158**	**1.780**	**0.394**	**6.256**
%RSD	0.065	0.119	0.337	0.197	0.356	0.183	1.073	0.359	0.305

	Co	Cr	Cu	Fe	K	Li	Mg	Mn	Mo

	Reading	Reading	Reading	Reading	Reading	Reading	Reading	Reading	Reading
#1	2.142	5.927	2.015	0.426	7.722	1.327	1.064	1.906	3.687
#2	2.127	5.901	2.015	0.420	7.642	1.317	1.056	1.891	3.651
Mean	**2.135**	**5.914**	**2.015**	**0.423**	**7.682**	**1.322**	**1.060**	**1.899**	**3.669**
%RSD	0.497	0.311	0.000	1.003	0.736	0.535	0.534	0.559	0.694

	Na	**Ni**	**P**	**Pb I**	**Pb II**	**S**	**Sb**	**Se I**	**Se II**
	Reading	Reading	Reading	Reading	Reading	Reading	Reading	Reading	Reading
#1	1.775	9.175	2.853	23.266	12.404	0.102	2.786	9.329	6.672
#2	1.768	9.147	2.841	23.103	12.378	0.097	2.772	9.335	6.598
Mean	**1.772**	**9.161**	**2.847**	**23.185**	**12.391**	**0.100**	**2.779**	**9.332**	**6.635**
%RSD	0.279	0.216	0.298	0.497	0.148	3.553	0.356	0.045	0.789

	Si	**Sn**	**Sr**	**Th**	**Ti**	**Tl**	**U**	**V**	**Zn**
	Reading	Reading	Reading	Reading	Reading	Reading	Reading	Reading	Reading
#1	9.082	3.388	15.537	6.945	16.247	3.758	1.477	3.280	0.760
#2	9.055	3.400	15.435	6.980	16.070	3.721	1.455	3.268	0.749
Mean	**9.069**	**3.394**	**15.486**	**6.963**	**16.159**	**3.740**	**1.466**	**3.274**	**0.755**
%RSD	0.211	0.250	0.466	0.355	0.775	0.700	1.061	0.259	1.031

	Zr	**Pb**	**Se**
	Reading	Reading	Reading
#1	2.513		
#2	2.488		
Mean	**2.500**	**0.000**	**0.000**
%RSD	0.707	0.000	0.000

Method : Paragon File : 081008A Printed : 10/8/2008 16:08:12
SampleId1 : B2 **SampleId2 :** **[STD]**
Analysis commenced : 10/8/2008 09:43:24
Dilution ratio : 1.00000 to 1.00000 Tray : Position : TUBE4

Raw intensities

	Ag	**Al**	**As**	**B**	**Ba**	**Be**	**Bi**	**Ca**	**Cd**
	Reading	Reading	Reading	Reading	Reading	Reading	Reading	Reading	Reading
#1	4.237	1.916	7.745	30.172	53.316	7.302	1.862	0.436	50.123
#2	4.242	1.913	7.755	30.214	53.136	7.296	1.881	0.437	50.173
Mean	**4.239**	**1.915**	**7.750**	**30.193**	**53.226**	**7.299**	**1.872**	**0.437**	**50.148**
%RSD	0.083	0.111	0.091	0.098	0.239	0.058	0.718	0.162	0.071

	Co	**Cr**	**Cu**	**Fe**	**K**	**Li**	**Mg**	**Mn**	**Mo**
	Reading	Reading	Reading	Reading	Reading	Reading	Reading	Reading	Reading
#1	11.372	43.208	14.636	0.464	7.679	1.324	1.079	17.921	25.646
#2	11.375	43.180	14.603	0.464	7.702	1.328	1.085	17.908	25.616
Mean	**11.374**	**43.194**	**14.619**	**0.464**	**7.691**	**1.326**	**1.082**	**17.915**	**25.631**
%RSD	0.019	0.046	0.160	0.000	0.211	0.213	0.392	0.051	0.083

	Na	**Ni**	**P**	**Pb I**	**Pb II**	**S**	**Sb**	**Se I**	**Se II**
	Reading	Reading	Reading	Reading	Reading	Reading	Reading	Reading	Reading

#1	2.266	67.347	21.107	66.920	50.488	0.105	5.265	17.587	16.660
#2	2.267	67.480	20.985	67.095	50.384	0.102	5.283	17.610	16.587
Mean	**2.266**	**67.414**	**21.046**	**67.007**	**50.436**	**0.104**	**5.274**	**17.599**	**16.624**
%RSD	0.031	0.140	0.410	0.185	0.146	2.050	0.241	0.092	0.311

	Si	**Sn**	**Sr**	**Th**	**Ti**	**Tl**	**U**	**V**	**Zn**
	Reading	Reading	Reading	Reading	Reading	Reading	Reading	Reading	Reading
#1	53.876	11.396	151.013	10.744	145.495	9.882	1.488	20.097	5.295
#2	53.747	11.386	150.550	10.742	145.251	9.844	1.479	20.097	5.313
Mean	**53.811**	**11.391**	**150.782**	**10.743**	**145.373**	**9.863**	**1.484**	**20.097**	**5.304**
%RSD	0.170	0.062	0.217	0.013	0.119	0.272	0.429	0.000	0.240

	Zr	**Pb**	**Se**
	Reading	Reading	Reading
#1	3.741		
#2	3.739		
Mean	**3.740**	**0.000**	**0.000**
%RSD	0.038	0.000	0.000

Method : Paragon File : 081008A Printed : 10/8/2008 16:08:13
SampleId1 : B1 **SampleId2 :** **[STD]**
Analysis commenced : 10/8/2008 09:45:24
Dilution ratio : 1.00000 to 1.00000 Tray : Position : TUBE5

Raw intensities

	Ag	**Al**	**As**	**B**	**Ba**	**Be**	**Bi**	**Ca**	**Cd**
	Reading	Reading	Reading	Reading	Reading	Reading	Reading	Reading	Reading
#1	35.482	3.100	56.855	287.367	507.708	67.588	2.793	0.635	466.344
#2	35.489	3.109	56.695	287.325	506.927	67.264	2.795	0.634	465.463
Mean	**35.486**	**3.105**	**56.775**	**287.346**	**507.318**	**67.426**	**2.794**	**0.635**	**465.904**
%RSD	0.014	0.205	0.199	0.010	0.109	0.340	0.051	0.111	0.134

	Co	**Cr**	**Cu**	**Fe**	**K**	**Li**	**Mg**	**Mn**	**Mo**
	Reading	Reading	Reading	Reading	Reading	Reading	Reading	Reading	Reading
#1	102.939	412.065	139.952	0.854	8.043	1.477	1.290	167.351	240.186
#2	102.538	410.173	140.128	0.859	8.009	1.469	1.288	166.574	239.207
Mean	**102.738**	**411.119**	**140.040**	**0.857**	**8.026**	**1.473**	**1.289**	**166.963**	**239.697**
%RSD	0.276	0.325	0.089	0.413	0.300	0.384	0.110	0.329	0.289

	Na	**Ni**	**P**	**Pb I**	**Pb II**	**S**	**Sb**	**Se I**	**Se II**
	Reading	Reading	Reading	Reading	Reading	Reading	Reading	Reading	Reading
#1	4.040	640.518	181.590	500.425	431.061	0.139	29.882	99.566	116.802
#2	4.053	637.657	180.053	499.346	427.441	0.139	29.905	99.468	116.280
Mean	**4.047**	**639.088**	**180.822**	**499.886**	**429.251**	**0.139**	**29.894**	**99.517**	**116.541**
%RSD	0.227	0.317	0.601	0.153	0.596	0.000	0.054	0.070	0.317

	Si	**Sn**	**Sr**	**Th**	**Ti**	**Tl**	**U**	**V**	**Zn**
	Reading	Reading	Reading	Reading	Reading	Reading	Reading	Reading	Reading
#1	486.439	90.739	1337.964	48.277	1432.605	71.274	1.758	187.940	49.276

#2	487.057	90.251	1333.374	48.008	1427.299	70.892	1.736	187.105	48.891
Mean	**486.748**	**90.495**	**1335.669**	**48.143**	**1429.952**	**71.083**	**1.747**	**187.522**	**49.084**
%RSD	0.090	0.381	0.243	0.395	0.262	0.380	0.890	0.315	0.555

	Zr	**Pb**	**Se**
	Reading	Reading	Reading
#1	15.856		
#2	15.813		
Mean	**15.835**	**0.000**	**0.000**
%RSD	0.192	0.000	0.000

Method : Paragon File : 081008A Printed : 10/8/2008 16:08:13
SampleId1 : A3 **SampleId2 :** **[STD]**
Analysis commenced : 10/8/2008 09:47:24
Dilution ratio : 1.00000 to 1.00000 Tray : Position : TUBE6

Raw intensities

	Ag	**Al**	**As**	**B**	**Ba**	**Be**	**Bi**	**Ca**	**Cd**
	Reading	Reading	Reading	Reading	Reading	Reading	Reading	Reading	Reading
#1	0.748	16.773	2.245	1.542	0.332	0.494	1.731	22.186	1.466
#2	0.751	16.811	2.235	1.500	0.323	0.494	1.759	22.174	1.472
Mean	**0.750**	**16.792**	**2.240**	**1.521**	**0.328**	**0.494**	**1.745**	**22.180**	**1.469**
%RSD	0.283	0.160	0.316	1.953	1.943	0.000	1.135	0.038	0.289

	Co	**Cr**	**Cu**	**Fe**	**K**	**Li**	**Mg**	**Mn**	**Mo**
	Reading	Reading	Reading	Reading	Reading	Reading	Reading	Reading	Reading
#1	1.111	1.868	0.641	25.863	19.555	18.214	17.431	0.131	1.389
#2	1.108	1.858	0.640	25.830	19.604	18.280	17.437	0.130	1.370
Mean	**1.110**	**1.863**	**0.641**	**25.847**	**19.580**	**18.247**	**17.434**	**0.131**	**1.380**
%RSD	0.191	0.380	0.110	0.090	0.177	0.256	0.024	0.542	0.974

	Na	**Ni**	**P**	**Pb I**	**Pb II**	**S**	**Sb**	**Se I**	**Se II**
	Reading	Reading	Reading	Reading	Reading	Reading	Reading	Reading	Reading
#1	59.570	2.797	0.865	18.454	8.352	0.098	2.551	8.513	5.610
#2	59.895	2.772	0.836	18.580	8.328	0.100	2.559	8.448	5.530
Mean	**59.733**	**2.785**	**0.851**	**18.517**	**8.340**	**0.099**	**2.555**	**8.480**	**5.570**
%RSD	0.385	0.635	2.411	0.481	0.203	1.428	0.221	0.542	1.016

	Si	**Sn**	**Sr**	**Th**	**Ti**	**Tl**	**U**	**V**	**Zn**
	Reading	Reading	Reading	Reading	Reading	Reading	Reading	Reading	Reading
#1	4.354	2.527	0.482	7.153	2.164	3.110	1.490	1.434	0.262
#2	4.352	2.529	0.461	7.181	2.134	3.054	1.484	1.436	0.257
Mean	**4.353**	**2.528**	**0.472**	**7.167**	**2.149**	**3.082**	**1.487**	**1.435**	**0.260**
%RSD	0.032	0.056	3.149	0.276	0.987	1.285	0.285	0.099	1.362

	Zr	**Pb**	**Se**
	Reading	Reading	Reading
#1	2.366		
#2	2.361		

Mean	**2.364**	**0.000**	**0.000NCH**
%RSD	0.150	0.000	0.000

Method : Paragon File : 081008A Printed : 10/8/2008 16:08:13
SampleId1 : A2 **SampleId2 :** **[STD]**
Analysis commenced : 10/8/2008 09:49:24
Dilution ratio : 1.00000 to 1.00000 Tray : Position : TUBE7

Raw intensities

	Ag	**Al**	**As**	**B**	**Ba**	**Be**	**Bi**	**Ca**	**Cd**
	Reading	Reading	Reading	Reading	Reading	Reading	Reading	Reading	Reading
#1	0.815	154.864	2.490	1.417	0.313	0.498	1.797	214.690	1.490
#2	0.813	154.700	2.474	1.425	0.311	0.498	1.808	212.690	1.468
Mean	**0.814**	**154.782**	**2.482**	**1.421**	**0.312**	**0.498**	**1.803**	**213.690**	**1.479**
%RSD	0.174	0.075	0.456	0.398	0.453	0.000	0.432	0.662	1.052

	Co	**Cr**	**Cu**	**Fe**	**K**	**Li**	**Mg**	**Mn**	**Mo**
	Reading	Reading	Reading	Reading	Reading	Reading	Reading	Reading	Reading
#1	1.166	2.114	0.655	242.430	156.845	239.038	162.110	0.160	1.524
#2	1.155	2.107	0.648	240.536	157.265	239.711	161.398	0.159	1.502
Mean	**1.160**	**2.111**	**0.652**	**241.483**	**157.055**	**239.375**	**161.754**	**0.160**	**1.513**
%RSD	0.670	0.235	0.760	0.555	0.189	0.199	0.311	0.443	1.028

	Na	**Ni**	**P**	**Pb I**	**Pb II**	**S**	**Sb**	**Se I**	**Se II**
	Reading	Reading	Reading	Reading	Reading	Reading	Reading	Reading	Reading
#1	622.097	2.849	0.892	21.101	9.546	0.106	3.176	9.669	6.368
#2	623.561	2.842	0.881	20.831	9.530	0.105	3.151	9.615	6.409
Mean	**622.829**	**2.846**	**0.887**	**20.966**	**9.538**	**0.106**	**3.164**	**9.642**	**6.389**
%RSD	0.166	0.174	0.877	0.911	0.119	0.670	0.559	0.396	0.454

	Si	**Sn**	**Sr**	**Th**	**Ti**	**Tl**	**U**	**V**	**Zn**
	Reading	Reading	Reading	Reading	Reading	Reading	Reading	Reading	Reading
#1	4.462	2.785	0.548	10.365	2.347	3.483	1.839	1.633	0.334
#2	4.458	2.782	0.544	10.302	2.326	3.444	1.847	1.626	0.332
Mean	**4.460**	**2.784**	**0.546**	**10.334**	**2.337**	**3.464**	**1.843**	**1.630**	**0.333**
%RSD	0.063	0.076	0.518	0.431	0.636	0.796	0.307	0.304	0.425

	Zr	**Pb**	**Se**
	Reading	Reading	Reading
#1	2.595		
#2	2.586		
Mean	**2.591**	**0.000**	**0.000**
%RSD	0.246	0.000	0.000

Method : Paragon File : 081008A Printed : 10/8/2008 16:08:14
SampleId1 : A1 **SampleId2 :** **[STD]**
Analysis commenced : 10/8/2008 09:51:24
Dilution ratio : 1.00000 to 1.00000 Tray : Position : TUBE8

Raw intensities **16:08:15** **User: ROY FRENCH**

	Ag	**Al**	**As**	**B**	**Ba**	**Be**	**Bi**	**Ca**	**Cd**
	Reading	Reading	Reading	Reading	Reading	Reading	Reading	Reading	Reading
#1	0.975	1374.887	4.909	2.413	0.459	0.559	2.133	1726.145	2.022
#2	0.969	1378.710	4.921	2.440	0.458	0.559	2.136	1727.495	2.006
Mean	**0.972**	**1376.798**	**4.915**	**2.427**	**0.459**	**0.559**	**2.135**	**1726.820**	**2.014**
%RSD	0.436	0.196	0.173	0.787	0.154	0.000	0.099	0.055	0.562

	Co	**Cr**	**Cu**	**Fe**	**K**	**Li**	**Mg**	**Mn**	**Mo**
	Reading	Reading	Reading	Reading	Reading	Reading	Reading	Reading	Reading
#1	1.666	3.430	0.754	1638.916	1369.304	3078.518	1445.147	0.495	3.828
#2	1.669	3.424	0.757	1639.352	1373.077	3089.841	1448.306	0.500	3.817
Mean	**1.668**	**3.427**	**0.756**	**1639.134**	**1371.191**	**3084.180**	**1446.727**	**0.498**	**3.823**
%RSD	0.127	0.124	0.281	0.019	0.195	0.260	0.154	0.711	0.203

	Na	**Ni**	**P**	**Pb I**	**Pb II**	**S**	**Sb**	**Se I**	**Se II**
	Reading	Reading	Reading	Reading	Reading	Reading	Reading	Reading	Reading
#1	3852.147	3.761	1.377	45.098	21.177	0.164	9.339	21.219	14.044
#2	3858.677	3.729	1.370	45.093	21.314	0.164	9.314	21.277	14.110
Mean	**3855.412**	**3.745**	**1.374**	**45.096**	**21.246**	**0.164**	**9.326**	**21.248**	**14.077**
%RSD	0.120	0.604	0.360	0.008	0.456	0.000	0.190	0.193	0.332

	Si	**Sn**	**Sr**	**Th**	**Ti**	**Tl**	**U**	**V**	**Zn**
	Reading	Reading	Reading	Reading	Reading	Reading	Reading	Reading	Reading
#1	5.582	5.250	1.931	19.051	3.210	7.334	4.027	2.695	1.023
#2	5.567	5.261	1.935	19.083	3.238	7.321	4.029	2.705	1.026
Mean	**5.575**	**5.255**	**1.933**	**19.067**	**3.224**	**7.328**	**4.028**	**2.700**	**1.025**
%RSD	0.190	0.148	0.146	0.119	0.614	0.125	0.035	0.262	0.207

	Zr	**Pb**	**Se**
	Reading	Reading	Reading
#1	3.437		
#2	3.427		
Mean	**3.432**	**0.000**	**0.000**
%RSD	0.206	0.000	0.000

Method : Paragon File : 081008A Printed : 10/8/2008 16:08:14
SampleId1 : C3 **SampleId2 :** **[STD]**
Analysis commenced : 10/8/2008 09:53:25
Dilution ratio : 1.00000 to 1.00000 Tray : Position : TUBE9

Raw intensities

	Ag	**Al**	**As**	**B**	**Ba**	**Be**	**Bi**	**Ca**	**Cd**
	Reading	Reading	Reading	Reading	Reading	Reading	Reading	Reading	Reading
#1	0.754	1.826	2.151	1.169	0.285	0.482	2.204	0.498	1.424
#2	0.749	1.804	2.115	1.156	0.281	0.482	2.203	0.468	1.405
Mean	**0.752**	**1.815**	**2.133**	**1.163**	**0.283**	**0.482**	**2.204**	**0.483**	**1.414**
%RSD	0.470	0.857	1.193	0.791	0.999	0.000	0.032	4.392	0.950

ted: 10/8/2008 16:08:15 User: ROY FRENCH

	Co	Cr	Cu	Fe	K	Li	Mg	Mn	Mo
	Reading	Reading	Reading	Reading	Reading	Reading	Reading	Reading	Reading
#1	1.086	1.819	0.623	0.548	7.669	1.485	1.173	0.115	1.213
#2	1.084	1.811	0.626	0.512	7.566	1.455	1.142	0.114	1.241
Mean	**1.085**	**1.815**	**0.625**	**0.530**	**7.618**	**1.470**	**1.158**	**0.115**	**1.227**
%RSD	0.130	0.312	0.340	4.803	0.956	1.443	1.894	0.618	1.614

	Na	Ni	P	Pb I	Pb II	S	Sb	Se I	Se II
	Reading	Reading	Reading	Reading	Reading	Reading	Reading	Reading	Reading
#1	2.253	2.718	0.794	17.970	8.142	0.261	2.426	8.176	5.329
#2	2.153	2.700	0.799	17.900	8.149	0.260	2.407	8.210	5.413
Mean	**2.203**	**2.709**	**0.797**	**17.935**	**8.145**	**0.261**	**2.417**	**8.193**	**5.371**
%RSD	3.210	0.470	0.444	0.276	0.061	0.271	0.556	0.293	1.106

	Si	Sn	Sr	Th	Ti	Tl	U	V	Zn
	Reading	Reading	Reading	Reading	Reading	Reading	Reading	Reading	Reading
#1	4.038	2.441	0.351	7.169	1.922	2.963	2.436	1.402	0.243
#2	4.080	2.418	0.348	7.099	1.904	2.964	2.422	1.382	0.244
Mean	**4.059**	**2.430**	**0.350**	**7.134**	**1.913**	**2.964**	**2.429**	**1.392**	**0.244**
%RSD	0.732	0.669	0.607	0.694	0.665	0.024	0.408	1.016	0.290

	Zr	Pb	Se
	Reading	Reading	Reading
#1	7.027		
#2	7.020		
Mean	**7.024**	**0.000**	**0.000**
%RSD	0.070	0.000	0.000

Method : Paragon File : 081008A Printed : 10/8/2008 16:08:14
SampleId1 : C2 **SampleId2 :** **[STD]**
Analysis commenced : 10/8/2008 09:55:25
Dilution ratio : 1.00000 to 1.00000 Tray : Position : TUBE10

Raw intensities

	Ag	Al	As	B	Ba	Be	Bi	Ca	Cd
	Reading	Reading	Reading	Reading	Reading	Reading	Reading	Reading	Reading
#1	0.957	1.909	2.115	1.229	0.285	0.510	6.669	0.509	1.413
#2	0.948	1.900	2.113	1.210	0.282	0.509	6.681	0.502	1.407
Mean	**0.952**	**1.905**	**2.114**	**1.220**	**0.283**	**0.510**	**6.675**	**0.506**	**1.410**
%RSD	0.668	0.334	0.067	1.102	0.748	0.139	0.127	0.979	0.301

	Co	Cr	Cu	Fe	K	Li	Mg	Mn	Mo
	Reading	Reading	Reading	Reading	Reading	Reading	Reading	Reading	Reading
#1	1.107	2.359	0.697	0.517	7.620	1.350	1.578	0.136	1.210
#2	1.100	2.346	0.692	0.508	7.559	1.334	1.574	0.134	1.205
Mean	**1.104**	**2.353**	**0.694**	**0.512**	**7.590**	**1.342**	**1.576**	**0.135**	**1.208**
%RSD	0.449	0.391	0.509	1.242	0.568	0.843	0.179	1.048	0.293

	Na	Ni	P	Pb I	Pb II	S	Sb	Se I	Se II
	Reading	Reading	Reading	Reading	Reading	Reading	Reading	Reading	Reading
#1	2.259	2.770	0.808	18.325	8.336	1.696	2.443	8.176	5.326
#2	2.244	2.747	0.820	18.336	8.315	1.705	2.412	8.171	5.341
Mean	**2.252**	**2.758**	**0.814**	**18.331**	**8.326**	**1.701**	**2.428**	**8.174**	**5.334**
%RSD	0.471	0.590	1.042	0.042	0.178	0.374	0.903	0.043	0.199

	Si	Sn	Sr	Th	Ti	Tl	U	V	Zn
	Reading	Reading	Reading	Reading	Reading	Reading	Reading	Reading	Reading
#1	4.366	2.417	0.379	13.471	2.241	3.009	11.421	1.579	0.249
#2	4.430	2.417	0.376	13.400	2.243	2.966	11.466	1.570	0.247
Mean	**4.398**	**2.417**	**0.378**	**13.436**	**2.242**	**2.988**	**11.444**	**1.575**	**0.248**
%RSD	1.029	0.000	0.562	0.374	0.063	1.018	0.278	0.404	0.570

	Zr	Pb	Se
	Reading	Reading	Reading
#1	50.006		
#2	50.187		
Mean	**50.097**	**0.000**	**0.000**
%RSD	0.255	0.000	0.000

Method : Paragon File : 081008A Printed : 10/8/2008 16:08:14
SampleId1 : C1 **SampleId2 :** **[STD]**
Analysis commenced : 10/8/2008 09:57:25
Dilution ratio : 1.00000 to 1.00000 Tray : Position : TUBE11

Raw intensities

	Ag	Al	As	B	Ba	Be	Bi	Ca	Cd
	Reading	Reading	Reading	Reading	Reading	Reading	Reading	Reading	Reading
#1	3.082	3.431	2.322	2.257	0.330	0.815	51.777	1.369	1.847
#2	3.095	3.430	2.325	2.253	0.332	0.814	51.728	1.373	1.836
Mean	**3.089**	**3.431**	**2.324**	**2.255**	**0.331**	**0.815**	**51.753**	**1.371**	**1.842**
%RSD	0.298	0.021	0.091	0.125	0.427	0.087	0.067	0.206	0.422

	Co	Cr	Cu	Fe	K	Li	Mg	Mn	Mo
	Reading	Reading	Reading	Reading	Reading	Reading	Reading	Reading	Reading
#1	1.485	7.978	1.478	1.280	7.857	1.456	6.615	0.346	1.329
#2	1.494	7.993	1.480	1.271	7.903	1.466	6.616	0.348	1.335
Mean	**1.490**	**7.986**	**1.479**	**1.276**	**7.880**	**1.461**	**6.616**	**0.347**	**1.332**
%RSD	0.427	0.133	0.096	0.499	0.413	0.484	0.011	0.408	0.319

	Na	Ni	P	Pb I	Pb II	S	Sb	Se I	Se II
	Reading	Reading	Reading	Reading	Reading	Reading	Reading	Reading	Reading
#1	3.592	3.751	1.016	24.392	12.080	15.894	2.691	8.943	5.737
#2	3.581	3.783	1.020	24.540	12.091	15.896	2.700	8.927	5.780
Mean	**3.587**	**3.767**	**1.018**	**24.466**	**12.086**	**15.895**	**2.696**	**8.935**	**5.759**
%RSD	0.217	0.601	0.278	0.428	0.064	0.009	0.236	0.127	0.528

	Si	Sn	Sr	Th	Ti	Tl	U	V	Zn

	Reading	Reading	Reading	Reading	Reading	Reading	Reading	Reading	Reading
#1	8.626	2.760	0.701	77.797	5.814	3.328	102.344	3.674	0.290
#2	8.602	2.749	0.702	77.777	5.831	3.358	102.010	3.683	0.294
Mean	**8.614**	**2.755**	**0.702**	**77.787**	**5.823**	**3.343**	**102.177**	**3.678**	**0.292**
%RSD	0.197	0.282	0.101	0.018	0.206	0.635	0.231	0.173	0.969

	Zr	**Pb**	**Se**
	Reading	Reading	Reading
#1	486.550		
#2	486.050		
Mean	**486.300**	**0.000**	**0.000**
%RSD	0.073	0.000	0.000

Line calibration information

Analyte	Reporting name	C0	C1	C2	C3	Correlation coefficient	Low limit	High limit	Date of last regression
Ag 328.068	Ag	0.0008779	0.0598253	0.0000087	0	1.0000	-0.015	33.256	10/8/2008 09:59:06
Al 308.215	Al	0.2105386	0.3387104	0.0000289	0	1.0000	-0.650	1323.619	10/8/2008 09:59:07
As 189.042/2	As	0.0099713	0.0963369	0.000028	0	1.0000	-0.094	51.042	10/8/2008 09:59:07
B 249.678/2	B	-0.0034719	0.0422435	0.0000035	0	1.0000	0.066	232.362	10/8/2008 09:59:07
Ba 493.409	Ba	0.0001828	0.0236376	0.0000031	0	1.0000	-0.001	401.671	10/8/2008 09:59:08
Be 313.042	Be	-0.0070325	0.0146323	0.0000045	0	1.0000	0.476	67.426	10/8/2008 09:59:08
Bi 223.061	Bi	0.0029609	0.1016087	-0.0000152	0	1.0000	-0.013	47.189	10/8/2008 09:59:08
Ca 317.933	Ca	-0.0400364	0.2400968	0.000041	0	0.99995	0.040	1628.751	10/8/2008 09:59:09
Cd 226.502/2	Cd	-0.0001994	0.010678	0.0000014	0	1.0000	0.052	443.381	10/8/2008 09:59:09
Co 228.616	Co	0.0011837	0.0532329	0.0000061	0	1.0000	-0.021	92.920	10/8/2008 09:59:09
Cr 267.716	Cr	0.0007247	0.0261129	0.0000008	0	1.0000	-0.010	378.380	10/8/2008 09:59:10
Cu 324.753	Cu	-0.0138077	0.0741221	0.0000023	0	1.0000	0.190	134.525	10/8/2008 09:59:10
Fe 259.94	Fe	-0.0073906	0.0794502	0.0000287	0	1.0000	0.013	1593.164	10/8/2008 09:59:11
K 766.491	K	-1.0429684	0.1637856	0.0000141	0	1.0000	7.540	1371.191	10/8/2008 09:59:11
Li 670.784	Li	0.0027133	0.0020187	-0.0000002	0	1.0000	1.308	3084.180	10/8/2008 09:59:11
Mg 279.078	Mg	-0.0264416	0.3271171	0.0000226	0	0.99994	-0.018	1393.378	10/8/2008 09:59:12
Mn 257.61	Mn	0.0000345	0.0575366	0.0000271	0	1.0000	0.001	161.497	10/8/2008 09:59:12
Mo 202.03/2	Mo	-0.0011364	0.0423396	0.0000044	0	1.0000	0.026	230.677	10/8/2008 09:59:12
Na 588.995	Na	0.0955637	0.0352544	0.0000077	0	1.0000	1.718	3855.412	10/8/2008 09:59:13
Ni 231.604	Ni	-0.0000096	0.0163741	0.0000005	0	1.0000	0.006	599.652	10/8/2008 09:59:13
P 178.287/2	P	-0.0190464	0.2481954	0.0002004	0	1.0000	0.061	176.408	10/8/2008 09:59:13
Pb 220.351	Pb I	0.008463	0.0239111	0.0000007	0	1.0000	-0.352	412.534	10/8/2008 09:59:14
Pb 220.352/2	Pb II	-0.0048055	0.0276453	0.0000001	0	1.0000	0.195	361.296	10/8/2008 09:59:14
S 182.04/2	S	-0.0206669	3.172969	0.0033994	0	1.0000	0.006	15.507	10/8/2008 09:59:14
Sb 206.838/2	Sb	-0.0027641	0.0906352	0.0000728	0	1.0000	0.024	21.718	10/8/2008 09:59:15
Se 196.021	Se I	-0.0024347	0.0641171	0.0000025	0	1.0000	0.040	77.783	10/8/2008 09:59:15
Se 196.021/2	Se II	-0.0013293	0.0656344	0.0000003	0	1.0000	0.035	79.818	10/8/2008 09:59:16
Si 288.158	Si	-0.2321354	0.1107009	0.0000082	0	1.0000	2.205	458.858	10/8/2008 09:59:16
Sn 189.989	Sn	0.0042772	0.1334831	0.0000226	0	1.0000	-0.032	73.960	10/8/2008 09:59:16
Sr 421.552	Sr	-0.000256	0.0068182	0.0000008	0	1.0000	0.007	1278.052	10/8/2008 09:59:17

Th 283.73/2	Th	-0.1441639	0.0938238	0.000036	0	0.99999	1.475	22.656	10/8/2008 09:59:17
Ti 334.941	Ti	0.0006326	0.0077618	0.0000000	0	1.0000	-0.101	1285.287	10/8/2008 09:59:17
Tl 190.864/2	Tl	0.0122709	0.0812612	-0.0000006	0	1.0000	-0.127	58.526	10/8/2008 09:59:18
U 385.958	U	0.0078503	0.5227837	-0.0000236	0	1.0000	-0.030	96.044	10/8/2008 09:59:18
V 292.402	V	0.0002333	0.0279784	0.0000006	0	1.0000	-0.003	178.043	10/8/2008 09:59:18
Zn 206.2	Zn	0.0003464	0.2013832	0.0001646	0	1.0000	-0.001	47.789	10/8/2008 09:59:19
Zr 339.198	Zr	-0.000628	0.0108604	-0.0000003	0	1.0000	0.050	466.660	10/8/2008 09:59:19

Method : Paragon File : 081008A Printed : 10/8/2008 16:08:34
SampleId1 : MIXBHIGH SampleId2 : [CV]
Analysis commenced : 10/8/2008 10:01:33
Dilution ratio : 1.00000 to 1.00000 Tray : Position : TUBE5

Final concentrations

	Ag	Al	As	B	Ba	Be	Bi	Ca	Cd
	ppm	ppm	ppm	ppm	ppm	ppm	ppm	ppm	ppm
#1	2.01762	-0.02234	5.04459	10.10855	10.12553	0.99935	-0.00078	-0.03307	5.05750
#2	2.01364	-0.01933	5.03427	10.09267	10.08425	0.99895	-0.00269	-0.03283	5.06135
Mean	**2.01563**	**-0.02083**	**5.03943**	**10.10061**	**10.10489**	**0.99915**	**-0.00173**	**-0.03295**	**5.05942**
%RSD	0.13962	10.20091	0.14478	0.11119	0.28889	0.02847	78.15785	0.51520	0.05384

	Co	Cr	Cu	Fe	K	Li	Mg	Mn	Mo
	ppm	ppm	ppm	ppm	ppm	ppm	ppm	ppm	ppm
#1	5.04947	10.15381	9.96540	-0.02733	0.29692	0.00590	-0.03724	10.06955	10.12276
#2	5.04919	10.16425	9.91906	-0.02670	0.30233	0.00591	-0.03593	10.07147	10.11815
Mean	**5.04933**	**10.15903**	**9.94223**	**-0.02701**	**0.29963**	**0.00590**	**-0.03658**	**10.07051**	**10.12046**
%RSD	0.00394	0.07263	0.32960	1.66349	1.27734	0.15228	2.52916	0.01351	0.03226

	Na	Ni	P	Pb I	Pb II	S	Sb	Se I	Se II
	ppm	ppm	ppm	ppm	ppm	ppm	ppm	ppm	ppm
#1	0.23932	10.14889	49.48790	10.09032	9.92130	0.01106	2.01851	5.02034	4.88520
#2	0.23921	10.14739	49.67669	10.08415	9.92944	0.00472	2.01343	4.98562	4.89404
Mean	**0.23926**	**10.14814**	**49.58230**	**10.08723**	**9.92537**	**0.00789**	**2.01597**	**5.00298**	**4.88962**
%RSD	0.03131	0.01042	0.26924	0.04322	0.05799	56.87324	0.17835	0.49062	0.12783

	Si	Sn	Sr	Th	Ti	Tl	U	V	Zn
	ppm	ppm	ppm	ppm	ppm	ppm	ppm	ppm	ppm
#1	50.45606	10.17829	10.02430	1.91044	9.96394	5.07053	-0.02873	5.03189	10.10479
#2	50.32318	10.16231	9.98860	1.92022	9.94088	5.06727	-0.03291	5.02574	10.15173
Mean	**50.38962**	**10.17030**	**10.00645**	**1.91533**	**9.95241**	**5.06890**	**-0.03082**	**5.02881**	**10.12826**
%RSD	0.18646	0.11116	0.25227	0.36111	0.16383	0.04546	9.59730	0.08640	0.32770

	Zr	Pb	Se
	ppm	calc	calc
#1	-0.05276	9.97758	4.93020
#2	-0.05374	9.98096	4.92453
Mean	**-0.05325**	**9.97927**	**4.92737**
%RSD	1.30239	0.02392	0.08127

Method : Paragon File : 081008A Printed : 10/8/2008 16:08:35
SampleId1 : MIXAHIGH SampleId2 : [CV]
Analysis commenced : 10/8/2008 10:03:34
Dilution ratio : 1.00000 to 1.00000 Tray : Position : TUBE8

Final concentrations

	Ag	Al	As	B	Ba	Be	Bi	Ca	Cd
	ppm	ppm	ppm	ppm	ppm	ppm	ppm	ppm	ppm
#1	-0.00009	497.06635	0.00207	0.02086	0.00233	0.00143	0.00672	505.78046	0.00036
#2	0.00070	498.62098	-0.00573	0.01774	0.00224	0.00146	0.00758	503.20929	0.00057
Mean	**0.00031**	**497.84366**	**-0.00183**	**0.01930**	**0.00229**	**0.00145**	**0.00715**	**504.49487**	**0.00046**
%RSD	180.61345	0.22081	301.58467	11.45499	2.92400	1.46418	8.41078	0.36038	30.54347

	Co	Cr	Cu	Fe	K	Li	Mg	Mn	Mo
	ppm	ppm	ppm	ppm	ppm	ppm	ppm	ppm	ppm
#1	0.00789	0.01563	-0.00611	200.00898	249.27181	4.99353	501.07856	0.00746	0.00386
#2	0.00827	0.01564	-0.00633	198.95405	250.27789	5.00951	500.51427	0.00763	0.00272
Mean	**0.00808**	**0.01563**	**-0.00622**	**199.48152**	**249.77485**	**5.00152**	**500.79642**	**0.00754**	**0.00329**
%RSD	3.26072	0.01844	2.48040	0.37395	0.28482	0.22600	0.07968	1.61819	24.58446

	Na	Ni	P	Pb I	Pb II	S	Sb	Se I	Se II
	ppm	ppm	ppm	ppm	ppm	ppm	ppm	ppm	ppm
#1	248.60443	0.00421	0.02762	-0.01365	0.01673	0.02058	0.02643	0.00195	0.00527
#2	248.04221	0.00382	0.01943	-0.01759	0.00990	0.00154	0.02306	0.00239	0.00384
Mean	**248.32332**	**0.00402**	**0.02353**	**-0.01562**	**0.01331**	**0.01106**	**0.02475**	**0.00217**	**0.00455**
%RSD	0.16009	6.91519	24.62530	17.85303	36.25852	121.68389	9.61044	14.25624	22.28597

	Si	Sn	Sr	Th	Ti	Tl	U	V	Zn
	ppm	ppm	ppm	ppm	ppm	ppm	ppm	ppm	ppm
#1	0.02942	0.00508	0.00932	0.00242	0.00025	0.01577	0.15187	-0.00363	0.02129
#2	0.01948	0.00655	0.00922	0.00663	0.00021	0.00626	0.14422	-0.00409	0.02190
Mean	**0.02445**	**0.00581**	**0.00927**	**0.00452**	**0.00023**	**0.01101**	**0.14805**	**-0.00386**	**0.02159**
%RSD	28.72624	17.86462	0.72831	65.65307	14.37938	61.05861	3.65184	8.29568	1.97865

	Zr	Pb	Se
	ppm	calc	calc
#1	0.00498	0.00661	0.00417
#2	0.00464	0.00075	0.00335
Mean	**0.00481**	**0.00368**	**0.00376**
%RSD	4.99754	112.75025	15.26847

Method : Paragon File : 081008A Printed : 10/8/2008 16:08:35
SampleId1 : MIXCHIGH SampleId2 : [CV]
Analysis commenced : 10/8/2008 10:05:35
Dilution ratio : 1.00000 to 1.00000 Tray : Position : TUBE11

Final concentrations

	Ag	Al	As	B	Ba	Be	Bi	Ca	Cd
	ppm	ppm	ppm	ppm	ppm	ppm	ppm	ppm	ppm
#1	-0.00420	0.23821	-0.00043	0.01816	-0.00024	0.00531	5.12368	0.05673	0.00016
#2	-0.00517	0.22173	-0.00043	0.01748	-0.00029	0.00532	5.10324	0.04905	-0.00022
Mean	**-0.00468**	**0.22997**	**-0.00043**	**0.01782**	**-0.00027**	**0.00531**	**5.11346**	**0.05289**	**-0.00003**
%RSD	14.56319	5.06886	0.00000	2.68226	12.55126	0.19594	0.28262	10.27373	968.67432

	Co	Cr	Cu	Fe	K	Li	Mg	Mn	Mo

	ppm	ppm	ppm	ppm	ppm	ppm	ppm	ppm	ppm
#1	0.00388	-0.01643	-0.00858	0.00588	0.27576	0.00629	-0.46637	0.00613	0.00026
#2	0.00388	-0.01766	-0.00909	-0.00032	0.26280	0.00622	-0.49254	0.00608	0.00111
Mean	**0.00388**	**-0.01705**	**-0.00883**	**0.00278**	**0.26928**	**0.00626**	**-0.47946**	**0.00610**	**0.00068**
%RSD	0.01337	5.09841	4.10849	157.66698	3.40232	0.76622	3.85875	0.66648	87.51900

	Na	**Ni**	**P**	**Pb I**	**Pb II**	**S**	**Sb**	**Se I**	**Se II**
	ppm	ppm	ppm	ppm	ppm	ppm	ppm	ppm	ppm
#1	0.24426	0.00204	0.04252	-0.00192	0.00151	50.82310	0.00199	0.01129	-0.00610
#2	0.24094	0.00187	0.03631	-0.00635	0.00352	50.68206	0.00109	0.00417	-0.00713
Mean	**0.24260**	**0.00196**	**0.03941**	**-0.00413**	**0.00252**	**50.75258**	**0.00154**	**0.00773**	**-0.00661**
%RSD	0.96765	5.92160	11.13588	75.81426	56.33194	0.19650	40.92305	65.21352	11.04095

	Si	**Sn**	**Sr**	**Th**	**Ti**	**Tl**	**U**	**V**	**Zn**
	ppm	ppm	ppm	ppm	ppm	ppm	ppm	ppm	ppm
#1	-0.01893	0.02309	0.00165	1.59196	0.00718	-0.00503	50.92550	-0.01062	0.00236
#2	-0.02135	0.01762	0.00161	1.56911	0.00680	-0.00603	50.78197	-0.01068	0.00035
Mean	**-0.02014**	**0.02035**	**0.00163**	**1.58054**	**0.00699**	**-0.00553**	**50.85373**	**-0.01065**	**0.00135**
%RSD	8.50170	19.01186	2.07147	1.02214	3.84552	12.70752	0.19957	0.38157	105.22359

	Zr	**Pb**	**Se**
	ppm	calc	calc
#1	4.98475	0.00037	-0.00031
#2	4.96626	0.00023	-0.00337
Mean	**4.97550**	**0.00030**	**-0.00184**
%RSD	0.26289	32.47279	117.86708

Method : Paragon File : 081008A Printed : 10/8/2008 16:08:35
SampleId1 : ICV **SampleId2 :** **[CV]**
Analysis commenced : 10/8/2008 10:23:32
Dilution ratio : 1.00000 to 1.00000 Tray : Position : STD1

Final concentrations

	Ag	**Al**	**As**	**B**	**Ba**	**Be**	**Bi**	**Ca**	**Cd**
	ppm	ppm	ppm	ppm	ppm	ppm	ppm	ppm	ppm
#1	0.10397	26.59099	0.25379	0.52152	0.50908	0.25036	0.25807	26.93701	0.26095
#2	0.10333	26.72907	0.24732	0.52321	0.51245	0.24901	0.25614	26.72626	0.25979
Mean	**0.10365**	**26.66003**	**0.25055**	**0.52236**	**0.51077**	**0.24969**	**0.25711**	**26.83163**	**0.26037**
%RSD	0.43791	0.36625	1.82423	0.22920	0.46733	0.38483	0.53117	0.55539	0.31321

	Co	**Cr**	**Cu**	**Fe**	**K**	**Li**	**Mg**	**Mn**	**Mo**
	ppm	ppm	ppm	ppm	ppm	ppm	ppm	ppm	ppm
#1	0.24978	0.50790	0.50796	10.34883	24.98397	0.24228	26.38384	0.49477	0.50078
#2	0.24835	0.50354	0.51138	10.30232	25.20097	0.24528	26.42485	0.49251	0.50133
Mean	**0.24906**	**0.50572**	**0.50967**	**10.32558**	**25.09247**	**0.24378**	**26.40435**	**0.49364**	**0.50106**
%RSD	0.40654	0.60917	0.47463	0.31849	0.61151	0.87284	0.10983	0.32402	0.07787

	Na	**Ni**	**P**	**Pb I**	**Pb II**	**S**	**Sb**	**Se I**	**Se II**
	ppm	ppm	ppm	ppm	ppm	ppm	ppm	ppm	ppm

#1	24.77871	0.50851	2.46731	0.51266	0.50281	2.61842	0.25931	0.51383	0.50358
#2	25.04512	0.50463	2.44890	0.50706	0.50604	2.56756	0.26072	0.50772	0.50785
Mean	**24.91192**	**0.50657**	**2.45811**	**0.50986**	**0.50443**	**2.59299**	**0.26002**	**0.51077**	**0.50572**
%RSD	0.75618	0.54272	0.52953	0.77736	0.45400	1.38687	0.38151	0.84545	0.59614

	Si	**Sn**	**Sr**	**Th**	**Ti**	**Tl**	**U**	**V**	**Zn**
	ppm	ppm	ppm	ppm	ppm	ppm	ppm	ppm	ppm
#1	2.54016	0.52277	0.24515	0.17044	0.25096	0.26525	2.58017	0.25340	0.50301
#2	2.54731	0.51342	0.24563	0.17380	0.24995	0.26076	2.56243	0.25225	0.49553
Mean	**2.54374**	**0.51810**	**0.24539**	**0.17212**	**0.25046**	**0.26300**	**2.57130**	**0.25283**	**0.49927**
%RSD	0.19868	1.27676	0.14065	1.37988	0.28491	1.20879	0.48771	0.32412	1.05956

	Zr	**Pb**	**Se**
	ppm	calc	calc
#1	0.50812	0.50609	0.50700
#2	0.50706	0.50638	0.50781
Mean	**0.50759**	**0.50623**	**0.50740**
%RSD	0.14747	0.04102	0.11290

Method : Paragon File : 081008A Printed : 10/8/2008 16:08:36
SampleId1 : ICB **SampleId2 :** **[CB]**
Analysis commenced : 10/8/2008 10:25:44
Dilution ratio : 1.00000 to 1.00000 Tray : Position : STD2

Final concentrations

	Ag	**Al**	**As**	**B**	**Ba**	**Be**	**Bi**	**Ca**	**Cd**
	ppm	ppm	ppm	ppm	ppm	ppm	ppm	ppm	ppm
#1	0.00005	0.06279	-0.00188	0.00050	0.00028	0.00033	0.00286	-0.02923	0.00050
#2	-0.00002	0.05892	-0.00380	0.00058	0.00023	0.00036	0.00022	-0.03043	0.00027
Mean	**0.00001**	**0.06086**	**-0.00284**	**0.00054**	**0.00025**	**0.00034**	**0.00154**	**-0.02983**	**0.00039**
%RSD	309.87261	4.49929	47.95219	11.03741	13.17693	6.19290	121.46445	2.84552	40.72881

	Co	**Cr**	**Cu**	**Fe**	**K**	**Li**	**Mg**	**Mn**	**Mo**
	ppm	ppm	ppm	ppm	ppm	ppm	ppm	ppm	ppm
#1	0.00028	0.00109	-0.00128	-0.00572	0.18966	0.00533	-0.02775	0.00015	0.00043
#2	0.00055	0.00051	-0.00091	-0.00588	0.17966	0.00531	-0.03298	0.00009	0.00047
Mean	**0.00041**	**0.00080**	**-0.00110**	**-0.00580**	**0.18466**	**0.00532**	**-0.03037**	**0.00012**	**0.00045**
%RSD	45.65382	50.88194	23.70303	1.93673	3.83074	0.24134	12.18723	33.66728	6.63393

	Na	**Ni**	**P**	**Pb I**	**Pb II**	**S**	**Sb**	**Se I**	**Se II**
	ppm	ppm	ppm	ppm	ppm	ppm	ppm	ppm	ppm
#1	0.15538	0.00029	0.00354	0.00532	-0.00162	-0.00480	0.00095	-0.00026	-0.00172
#2	0.15478	-0.00006	0.00255	0.00228	0.00059	-0.00797	-0.00050	-0.00275	0.00070
Mean	**0.15508**	**0.00011**	**0.00304**	**0.00380**	**-0.00052**	**-0.00639**	**0.00022**	**-0.00150**	**-0.00051**
%RSD	0.27348	214.83709	23.06051	56.42714	301.66278	35.12017	456.35061	117.29067	336.92150

	Si	**Sn**	**Sr**	**Th**	**Ti**	**Tl**	**U**	**V**	**Zn**
	ppm	ppm	ppm	ppm	ppm	ppm	ppm	ppm	ppm
#1	0.01433	0.00014	-0.00014	0.01659	-0.00008	0.00065	-0.00208	0.00048	0.00055

#2	0.01012	0.00107	-0.00013	0.01541	-0.00018	0.00431	0.00367	-0.00002	0.00035
Mean	**0.01222**	**0.00061**	**-0.00014**	**0.01600**	**-0.00013**	**0.00248**	**0.00080**	**0.00023**	**0.00045**
%RSD	24.38857	108.92818	3.52752	5.21307	54.08886	104.38628	510.39999	153.59561	31.85089

	Zr	**Pb**	**Se**
	ppm	calc	calc
#1	-0.00124	0.00069	-0.00123
#2	-0.00119	0.00115	-0.00045
Mean	**-0.00122**	**0.00092**	**-0.00084**
%RSD	2.61502	35.28074	66.28964

Method : Paragon File : 081008A Printed : 10/8/2008 16:08:36
SampleId1 : CRI **SampleId2 :** **[FLEXQC]**
Analysis commenced : 10/8/2008 10:28:02
Dilution ratio : 1.00000 to 1.00000 Tray : Position : STD3

Final concentrations

	Ag	**Al**	**As**	**B**	**Ba**	**Be**	**Bi**	**Ca**	**Cd**
	ppm	ppm	ppm	ppm	ppm	ppm	ppm	ppm	ppm
#1	0.02009	0.59859	0.00910	0.42650	0.41758	0.01064	0.05006	5.72268	0.01109
#2	0.02033	0.60392	0.00631	0.43095	0.42100	0.01065	0.05006	5.68516	0.01054
Mean	**0.02021**	**0.60125**	**0.00771**	**0.42873**	**0.41929**	**0.01064**	**0.05006**	**5.70392**	**0.01081**
%RSD	0.84057	0.62745	25.63061	0.73280	0.57673	0.10686	0.00090	0.46511	3.61198

	Co	**Cr**	**Cu**	**Fe**	**K**	**Li**	**Mg**	**Mn**	**Mo**
	ppm	ppm	ppm	ppm	ppm	ppm	ppm	ppm	ppm
#1	0.10129	0.02173	0.04930	0.20383	4.43180	0.02009	5.26436	0.03077	0.02067
#2	0.10055	0.02119	0.04975	0.20335	4.46195	0.02029	5.28043	0.03054	0.01940
Mean	**0.10092**	**0.02146**	**0.04952**	**0.20359**	**4.44688**	**0.02019**	**5.27239**	**0.03065**	**0.02003**
%RSD	0.51873	1.80133	0.63752	0.16588	0.47934	0.71300	0.21545	0.53119	4.48353

	Na	**Ni**	**P**	**Pb I**	**Pb II**	**S**	**Sb**	**Se I**	**Se II**
	ppm	ppm	ppm	ppm	ppm	ppm	ppm	ppm	ppm
#1	4.44338	0.08412	0.20499	0.00902	0.00566	0.19828	0.12325	0.01120	0.00838
#2	4.51007	0.08422	0.19505	0.00591	0.00917	0.19828	0.12633	0.00318	0.00917
Mean	**4.47672**	**0.08417**	**0.20002**	**0.00746**	**0.00742**	**0.19828**	**0.12479**	**0.00719**	**0.00878**
%RSD	1.05337	0.08256	3.51470	29.48771	33.49242	0.00000	1.74744	78.88635	6.35140

	Si	**Sn**	**Sr**	**Th**	**Ti**	**Tl**	**U**	**V**	**Zn**
	ppm	ppm	ppm	ppm	ppm	ppm	ppm	ppm	ppm
#1	0.12325	0.10318	0.02358	0.09177	0.02036	0.01903	0.21682	0.10594	0.04244
#2	0.12735	0.10037	0.02363	0.08776	0.02016	0.02008	0.21369	0.10499	0.04285
Mean	**0.12530**	**0.10178**	**0.02361**	**0.08976**	**0.02026**	**0.01955**	**0.21525**	**0.10546**	**0.04264**
%RSD	2.31315	1.94787	0.14307	3.15984	0.70426	3.80658	1.03026	0.63799	0.66808

	Zr	**Pb**	**Se**
	ppm	calc	calc
#1	0.05194	0.00678	0.00932
#2	0.05227	0.00809	0.00718

Mean	**0.05211**	**0.00743**	**0.00825NCH**
%RSD	0.44961	12.43138	18.38282

Method : Paragon File : 081008A Printed : 10/8/2008 16:08:36
SampleId1 : ICSA **SampleId2 :** **[FLEXQC]**
Analysis commenced : 10/8/2008 10:30:18
Dilution ratio : 1.00000 to 1.00000 Tray : Position : STD4

Final concentrations

	Ag	**Al**	**As**	**B**	**Ba**	**Be**	**Bi**	**Ca**	**Cd**
	ppm	ppm	ppm	ppm	ppm	ppm	ppm	ppm	ppm
#1	-0.00006	249.40177	-0.00236	-0.00178	0.00021	0.00116	0.00327	258.29700	0.00026
#2	0.00077	248.67787	0.00034	-0.00115	0.00030	0.00112	0.00358	260.30329	0.00063
Mean	**0.00035**	**249.03982**	**-0.00101**	**-0.00147**	**0.00025**	**0.00114**	**0.00343**	**259.30014**	**0.00045**
%RSD	166.56718	0.20554	188.70717	30.57788	26.35385	2.83367	6.38178	0.54711	58.55874

	Co	**Cr**	**Cu**	**Fe**	**K**	**Li**	**Mg**	**Mn**	**Mo**
	ppm	ppm	ppm	ppm	ppm	ppm	ppm	ppm	ppm
#1	0.00230	-0.00045	-0.00561	101.97624	0.19228	0.00568	255.74680	0.00337	-0.00152
#2	0.00342	0.00048	-0.00502	102.61137	0.20147	0.00570	255.87955	0.00360	-0.00122
Mean	**0.00286**	**0.00002**	**-0.00531**	**102.29380**	**0.19688**	**0.00569**	**255.81317**	**0.00349**	**-0.00137**
%RSD	27.62597	4052.00115	7.79286	0.43904	3.29854	0.25096	0.03670	4.66748	15.30479

	Na	**Ni**	**P**	**Pb I**	**Pb II**	**S**	**Sb**	**Se I**	**Se II**
	ppm	ppm	ppm	ppm	ppm	ppm	ppm	ppm	ppm
#1	0.16706	0.00148	0.01819	-0.00966	0.00833	0.01106	0.00212	-0.00141	0.00700
#2	0.16748	0.00200	0.02117	0.00306	0.00329	0.00472	0.00574	0.00774	-0.00345
Mean	**0.16727**	**0.00174**	**0.01968**	**-0.00330**	**0.00581**	**0.00789**	**0.00393**	**0.00317**	**0.00178**
%RSD	0.17900	21.26407	10.70559	272.51800	61.38172	56.87324	65.08673	204.28309	416.14826

	Si	**Sn**	**Sr**	**Th**	**Ti**	**Tl**	**U**	**V**	**Zn**
	ppm	ppm	ppm	ppm	ppm	ppm	ppm	ppm	ppm
#1	0.00915	0.00935	0.00120	-0.00293	-0.00022	0.00777	0.04872	-0.00042	0.00599
#2	0.01013	0.00988	0.00122	0.00974	-0.00015	0.00898	0.06188	0.00077	0.00780
Mean	**0.00964**	**0.00962**	**0.00121**	**0.00341**	**-0.00019**	**0.00838**	**0.05530**	**0.00017**	**0.00689**
%RSD	7.16841	3.92536	1.19882	262.87843	26.52206	10.23816	16.82663	489.94674	18.59768

	Zr	**Pb**	**Se**
	ppm	calc	calc
#1	0.00236	0.00234	0.00420
#2	0.00181	0.00321	0.00027
Mean	**0.00208**	**0.00278**	**0.00224**
%RSD	18.65293	22.19225	124.06762

Method : Paragon File : 081008A Printed : 10/8/2008 16:08:37
SampleId1 : ICSAB **SampleId2 :** **[FLEXQC]**
Analysis commenced : 10/8/2008 10:32:30
Dilution ratio : 1.00000 to 1.00000 Tray : Position : STD5

Final concentrations **9:15** **User: ROY FRENCH**

	Ag	Al	As	B	Ba	Be	Bi	Ca	Cd
	ppm	ppm	ppm	ppm	ppm	ppm	ppm	ppm	ppm
#1	0.18944	248.79624	0.08157	0.97183	0.49184	0.43307	0.48827	247.68247	0.94244
#2	0.19168	250.66129	0.08802	0.98417	0.49624	0.43420	0.49470	248.31689	0.94536
Mean	**0.19056**	**249.72876**	**0.08479**	**0.97800**	**0.49404**	**0.43363**	**0.49149**	**247.99968**	**0.94390**
%RSD	0.83317	0.52809	5.38498	0.89218	0.62934	0.18386	0.92530	0.18089	0.21860

	Co	Cr	Cu	Fe	K	Li	Mg	Mn	Mo
	ppm	ppm	ppm	ppm	ppm	ppm	ppm	ppm	ppm
#1	0.44744	0.42544	0.49977	98.00282	0.14604	1.03023	251.40966	0.43778	0.91613
#2	0.45283	0.42873	0.50424	98.27703	0.13603	1.03944	252.63927	0.43998	0.92541
Mean	**0.45013**	**0.42708**	**0.50201**	**98.13993**	**0.14104**	**1.03483**	**252.02447**	**0.43888**	**0.92077**
%RSD	0.84601	0.54497	0.62917	0.19757	5.01536	0.62907	0.34499	0.35479	0.71203

	Na	Ni	P	Pb I	Pb II	S	Sb	Se I	Se II
	ppm	ppm	ppm	ppm	ppm	ppm	ppm	ppm	ppm
#1	0.16981	0.88496	0.93873	0.01069	0.06776	0.98233	0.56769	0.02727	0.06099
#2	0.16984	0.89046	0.96395	0.02762	0.05615	1.00773	0.58723	0.05018	0.05055
Mean	**0.16983**	**0.88771**	**0.95134**	**0.01915**	**0.06195**	**0.99503**	**0.57746**	**0.03873**	**0.05577**
%RSD	0.01469	0.43839	1.87495	62.52029	13.24911	1.80510	2.39288	41.82960	13.24257

	Si	Sn	Sr	Th	Ti	Tl	U	V	Zn
	ppm	ppm	ppm	ppm	ppm	ppm	ppm	ppm	ppm
#1	0.91493	0.94369	0.92072	0.55245	0.88192	0.08396	9.70421	0.45541	0.85068
#2	0.92288	0.96429	0.92632	0.53260	0.88547	0.10126	9.80632	0.45867	0.85291
Mean	**0.91891**	**0.95399**	**0.92352**	**0.54253**	**0.88370**	**0.09261**	**9.75526**	**0.45704**	**0.85180**
%RSD	0.61199	1.52702	0.42943	2.58734	0.28395	13.20331	0.74010	0.50413	0.18516

	Zr	Pb	Se
	ppm	calc	calc
#1	0.45266	0.04875	0.04976
#2	0.45748	0.04665	0.05043
Mean	**0.45507**	**0.04770**	**0.05010**
%RSD	0.74991	3.11737	0.93415

Method : Paragon File : 081008A Printed : 10/8/2008 16:08:37
SampleId1 : CCV **SampleId2 :** **[CV]**
Analysis commenced : 10/8/2008 10:34:41
Dilution ratio : 1.00000 to 1.00000 Tray : Position : STD6

Final concentrations

	Ag	Al	As	B	Ba	Be	Bi	Ca	Cd
	ppm	ppm	ppm	ppm	ppm	ppm	ppm	ppm	ppm
#1	0.20258	51.44676	0.49206	1.02361	1.00181	0.48442	0.50637	53.03650	0.50591
#2	0.20162	51.78059	0.48897	1.02760	1.00606	0.48468	0.50567	52.98009	0.50584
Mean	**0.20210**	**51.61367**	**0.49052**	**1.02561**	**1.00394**	**0.48455**	**0.50602**	**53.00829**	**0.50587**
%RSD	0.33869	0.45735	0.44568	0.27487	0.29966	0.03904	0.09763	0.07525	0.01010

ted: 10/8/2008 16:09:15 User: ROY FRENCH

	Co	Cr	Cu	Fe	K	Li	Mg	Mn	Mo
	ppm	ppm	ppm	ppm	ppm	ppm	ppm	ppm	ppm
#1	0.48495	0.98517	0.98465	20.36015	49.25776	0.50689	51.47206	0.95514	0.98938
#2	0.48656	0.98453	0.99117	20.37197	49.61068	0.51164	51.70231	0.95602	0.99109
Mean	**0.48576**	**0.98485**	**0.98791**	**20.36606**	**49.43422**	**0.50927**	**51.58718**	**0.95558**	**0.99024**
%RSD	0.23380	0.04556	0.46680	0.04102	0.50482	0.66043	0.31560	0.06486	0.12152

	Na	Ni	P	Pb I	Pb II	S	Sb	Se I	Se II
	ppm	ppm	ppm	ppm	ppm	ppm	ppm	ppm	ppm
#1	48.98045	0.98969	4.88851	1.00796	0.98349	5.09026	0.51050	0.98505	0.99050
#2	49.44886	0.98872	4.89260	1.00204	0.98295	5.09662	0.51106	0.98480	0.98216
Mean	**49.21466**	**0.98921**	**4.89056**	**1.00500**	**0.98322**	**5.09344**	**0.51078**	**0.98492**	**0.98633**
%RSD	0.67300	0.06931	0.05922	0.41616	0.03888	0.08840	0.07828	0.01771	0.59736

	Si	Sn	Sr	Th	Ti	Tl	U	V	Zn
	ppm	ppm	ppm	ppm	ppm	ppm	ppm	ppm	ppm
#1	4.87661	1.03007	0.47607	0.30922	0.47849	0.51059	4.98807	0.49273	0.97768
#2	4.90023	1.01735	0.47776	0.31672	0.47856	0.52166	5.00008	0.49354	0.97484
Mean	**4.88842**	**1.02371**	**0.47691**	**0.31297**	**0.47853**	**0.51612**	**4.99407**	**0.49314**	**0.97626**
%RSD	0.34163	0.87817	0.25062	1.69404	0.01032	1.51544	0.16999	0.11684	0.20582

	Zr	Pb	Se
	ppm	calc	calc
#1	0.98224	0.99164	0.98868
#2	0.98262	0.98931	0.98304
Mean	**0.98243**	**0.99048**	**0.98586**
%RSD	0.02698	0.16636	0.40452

Method : Paragon File : 081008A Printed : 10/8/2008 16:08:37
SampleId1 : CCB SampleId2 : [CB]
Analysis commenced : 10/8/2008 10:36:53
Dilution ratio : 1.00000 to 1.00000 Tray : Position : STD2

Final concentrations

	Ag	Al	As	B	Ba	Be	Bi	Ca	Cd
	ppm	ppm	ppm	ppm	ppm	ppm	ppm	ppm	ppm
#1	-0.00006	0.08004	-0.00390	0.00041	0.00016	0.00055	-0.00040	-0.02467	0.00000
#2	-0.00013	0.07878	-0.00091	0.00063	0.00018	0.00058	-0.00152	-0.02707	0.00014
Mean	**-0.00010**	**0.07941**	**-0.00241**	**0.00052**	**0.00017**	**0.00056**	**-0.00096**	**-0.02587**	**0.00007**
%RSD	46.73948	1.11636	87.70914	28.71403	9.77679	3.65199	82.56562	6.56257	147.31959

	Co	Cr	Cu	Fe	K	Li	Mg	Mn	Mo
	ppm	ppm	ppm	ppm	ppm	ppm	ppm	ppm	ppm
#1	-0.00116	0.00034	-0.00164	-0.00374	0.22180	0.00544	-0.02971	0.00015	0.00001
#2	-0.00015	0.00003	-0.00150	-0.00429	0.20819	0.00541	-0.03200	0.00015	-0.00042
Mean	**-0.00065**	**0.00018**	**-0.00157**	**-0.00401**	**0.21500**	**0.00543**	**-0.03086**	**0.00015**	**-0.00020**
%RSD	109.74897	121.89571	6.59508	9.79770	4.47691	0.36822	5.24713	0.00000	146.06473

	Na	Ni	P	Pb I	Pb II	S	Sb	Se I	Se II
	ppm	ppm	ppm	ppm	ppm	ppm	ppm	ppm	ppm
#1	0.16000	0.00006	0.00950	0.00141	0.00171	-0.00797	0.00004	-0.00303	0.00294
#2	0.15887	-0.00029	0.00354	0.00211	0.00359	-0.01432	-0.00132	-0.00546	0.00064
Mean	**0.15943**	**-0.00012**	**0.00652**	**0.00176**	**0.00265**	**-0.01115**	**-0.00064**	**-0.00424**	**0.00179**
%RSD	0.50073	209.49425	64.61304	27.91407	49.98830	40.25199	150.99552	40.56436	90.70753

	Si	Sn	Sr	Th	Ti	Tl	U	V	Zn
	ppm	ppm	ppm	ppm	ppm	ppm	ppm	ppm	ppm
#1	0.02188	0.00361	-0.00012	0.02168	-0.00014	0.00869	-0.01358	0.00004	-0.00026
#2	0.01733	-0.00400	-0.00014	0.01402	-0.00039	-0.00106	-0.01044	0.00018	-0.00046
Mean	**0.01960**	**-0.00019**	**-0.00013**	**0.01785**	**-0.00027**	**0.00381**	**-0.01201**	**0.00011**	**-0.00036**
%RSD	16.39303	2771.79373	11.13820	30.31395	65.59627	180.76506	18.46588	92.88035	39.72632

	Zr	Pb	Se
	ppm	calc	calc
#1	-0.00157	0.00161	0.00095
#2	-0.00133	0.00310	-0.00139
Mean	**-0.00145**	**0.00235**	**-0.00022**
%RSD	11.27329	44.49244	761.40799

Method : Paragon File : 081008A Printed : 10/8/2008 16:08:38
SampleId1 : IP081007-2MB SampleId2 : [SAMPLE]
Analysis commenced : 10/8/2008 10:39:02
Dilution ratio : 1.00000 to 1.00000 Tray : Position : TUBE1

Final concentrations

	Ag	Al	As	B	Ba	Be	Bi	Ca	Cd
	ppm	ppm	ppm	ppm	ppm	ppm	ppm	ppm	ppm
#1	-0.00066	0.07517	-0.00313	0.00122	0.00014	0.00053	0.00143	-0.02803	-0.00001
#2	-0.00048	0.07357	-0.00708	0.00067	0.00009	0.00053	-0.00162	-0.02875	0.00010
Mean	**-0.00057**	**0.07437**	**-0.00510**	**0.00094**	**0.00011**	**0.00053**	**-0.00009**	**-0.02839**	**0.00004**
%RSD	22.09491	1.51434	54.70832	41.19766	29.88294	0.02808	2291.99898	1.79395	191.12975

	Co	Cr	Cu	Fe	K	Li	Mg	Mn	Mo
	ppm	ppm	ppm	ppm	ppm	ppm	ppm	ppm	ppm
#1	-0.00095	0.00157	-0.00172	0.02439	0.22869	0.00539	-0.03495	0.00015	-0.00046
#2	-0.00137	0.00154	-0.00201	0.02416	0.22377	0.00538	-0.03560	0.00009	-0.00080
Mean	**-0.00116**	**0.00156**	**-0.00186**	**0.02427**	**0.22623**	**0.00538**	**-0.03527**	**0.00012**	**-0.00063**
%RSD	26.00425	1.26277	11.30777	0.69450	1.53783	0.13257	1.31149	33.66728	38.11621

	Na	Ni	P	Pb I	Pb II	S	Sb	Se I	Se II
	ppm	ppm	ppm	ppm	ppm	ppm	ppm	ppm	ppm
#1	0.16141	-0.00011	0.01248	-0.00129	0.00263	0.00154	-0.00350	-0.00425	0.00091
#2	0.16134	-0.00052	0.00751	-0.00629	0.00119	-0.02384	-0.00514	-0.00636	0.00826
Mean	**0.16138**	**-0.00031**	**0.01000**	**-0.00379**	**0.00191**	**-0.01115**	**-0.00432**	**-0.00531**	**0.00459**
%RSD	0.03092	92.61072	35.12341	93.22073	53.40258	161.00869	26.73134	28.15847	113.29839

	Si	Sn	Sr	Th	Ti	Tl	U	V	Zn

	ppm	ppm	ppm	ppm	ppm	ppm	ppm	ppm	ppm
#1	0.02808	-0.00280	-0.00026	0.02526	0.00000	0.00098	-0.01778	-0.00021	0.00236
#2	0.01733	0.00054	-0.00026	0.02344	0.00003	0.00269	-0.01465	-0.00007	0.00155
Mean	**0.02271**	**-0.00113**	**-0.00026**	**0.02435**	**0.00002**	**0.00183**	**-0.01621**	**-0.00014**	**0.00196**
%RSD	33.46823	209.03581	1.85858	5.29783	176.33358	65.94766	13.67995	71.38569	29.09910

	Zr	**Pb**	**Se**
	ppm	calc	calc
#1	-0.00219	0.00132	-0.00081
#2	-0.00223	-0.00130	0.00339
Mean	**-0.00221**	**0.00001**	**0.00129**
%RSD	1.34126	16469.35845	229.62064

Method : Paragon File : 081008A Printed : 10/8/2008 16:08:38
SampleId1 : IP081007-2LCS SampleId2 : [SAMPLE]
Analysis commenced : 10/8/2008 10:40:58
Dilution ratio : 1.00000 to 1.00000 Tray : Position : TUBE2

Final concentrations

	Ag	**Al**	**As**	**B**	**Ba**	**Be**	**Bi**	**Ca**	**Cd**
	ppm	ppm	ppm	ppm	ppm	ppm	ppm	ppm	ppm
#1	0.09761	2.18181	1.96056	1.04402	2.01105	0.04952	-0.00286	42.17722	0.05159
#2	0.09856	2.18997	1.96690	1.04406	2.01446	0.04958	0.00365	42.25066	0.05225
Mean	**0.09809**	**2.18589**	**1.96373**	**1.04404**	**2.01275**	**0.04955**	**0.00040**	**42.21394**	**0.05192**
%RSD	0.67878	0.26394	0.22812	0.00287	0.11970	0.08021	1163.17938	0.12302	0.89341

	Co	**Cr**	**Cu**	**Fe**	**K**	**Li**	**Mg**	**Mn**	**Mo**
	ppm	ppm	ppm	ppm	ppm	ppm	ppm	ppm	ppm
#1	0.48195	0.19692	0.24722	0.98446	38.99932	0.49668	41.34584	0.47714	0.97968
#2	0.48366	0.19683	0.24721	0.98550	39.04332	0.49740	41.40974	0.47795	0.98143
Mean	**0.48280**	**0.19688**	**0.24722**	**0.98498**	**39.02132**	**0.49704**	**41.37779**	**0.47754**	**0.98056**
%RSD	0.25038	0.03246	0.00357	0.07481	0.07973	0.10256	0.10919	0.12020	0.12578

	Na	**Ni**	**P**	**Pb I**	**Pb II**	**S**	**Sb**	**Se I**	**Se II**
	ppm	ppm	ppm	ppm	ppm	ppm	ppm	ppm	ppm
#1	39.27911	0.50266	9.61402	0.49788	0.49752	0.01106	0.51058	2.05698	2.04293
#2	39.26472	0.50382	9.63219	0.50332	0.49346	-0.01432	0.51645	2.04826	2.04818
Mean	**39.27191**	**0.50324**	**9.62310**	**0.50060**	**0.49549**	**-0.00163**	**0.51351**	**2.05262**	**2.04556**
%RSD	0.02591	0.16366	0.13350	0.76811	0.57912	1101.90284	0.80772	0.30042	0.18139

	Si	**Sn**	**Sr**	**Th**	**Ti**	**Tl**	**U**	**V**	**Zn**
	ppm	ppm	ppm	ppm	ppm	ppm	ppm	ppm	ppm
#1	2.00859	0.51089	0.47812	0.00740	0.47405	2.05675	-0.03098	0.49722	0.48441
#2	2.00845	0.51342	0.47892	0.01184	0.47509	2.06456	-0.00850	0.49884	0.48825
Mean	**2.00852**	**0.51216**	**0.47852**	**0.00962**	**0.47457**	**2.06066**	**-0.01974**	**0.49803**	**0.48633**
%RSD	0.00511	0.35044	0.11773	32.60426	0.15500	0.26803	80.50703	0.23061	0.55851

	Zr	**Pb**	**Se**
	ppm	calc	calc

#1	-0.00378	0.49764	2.04761**NCH**
#2	-0.00367	0.49674	2.04821
Mean	**-0.00372**	**0.49719**	**2.04791**
%RSD	1.96779	0.12742	0.02058

Method : Paragon File : 081008A Printed : 10/8/2008 16:08:38
SampleId1 : 0809210-24 **SampleId2 :** **[SAMPLE]**
Analysis commenced : 10/8/2008 10:42:53
Dilution ratio : 1.00000 to 1.00000 Tray : Position : TUBE3

Final concentrations

	Ag	**Al**	**As**	**B**	**Ba**	**Be**	**Bi**	**Ca**	**Cd**
	ppm	ppm	ppm	ppm	ppm	ppm	ppm	ppm	ppm
#1	0.00040	0.10620	0.00024	0.06497	0.05764	0.00056	0.00276	107.60657	-0.00017
#2	-0.00031	0.10161	-0.00149	0.06552	0.05755	0.00064	0.00052	106.47937	0.00025
Mean	**0.00005**	**0.10390**	**-0.00063**	**0.06525**	**0.05759**	**0.00060**	**0.00164**	**107.04297**	**0.00004**
%RSD	1079.47911	3.12136	196.05773	0.59532	0.11616	8.73518	96.43447	0.74461	711.81882

	Co	**Cr**	**Cu**	**Fe**	**K**	**Li**	**Mg**	**Mn**	**Mo**
	ppm	ppm	ppm	ppm	ppm	ppm	ppm	ppm	ppm
#1	0.00063	0.00077	-0.00114	0.06636	8.55655	0.04398	31.24805	0.35607	0.00454
#2	0.00015	0.00043	-0.00136	0.06565	8.58368	0.04423	31.22055	0.35329	0.00598
Mean	**0.00039**	**0.00060**	**-0.00125**	**0.06601**	**8.57011**	**0.04410**	**31.23430**	**0.35468**	**0.00526**
%RSD	87.80500	39.43639	12.41754	0.76653	0.22385	0.40325	0.06227	0.55379	19.36384

	Na	**Ni**	**P**	**Pb I**	**Pb II**	**S**	**Sb**	**Se I**	**Se II**
	ppm	ppm	ppm	ppm	ppm	ppm	ppm	ppm	ppm
#1	37.97137	0.00160	0.00950	-0.00226	0.00025	69.41442	-0.00138	-0.00277	0.00354
#2	38.19239	0.00137	0.01198	-0.00491	0.00098	69.28833	-0.00010	-0.00528	0.00072
Mean	**38.08188**	**0.00148**	**0.01074**	**-0.00359**	**0.00062**	**69.35138**	**-0.00074**	**-0.00403**	**0.00213**
%RSD	0.41039	10.94936	16.34405	52.27447	83.48398	0.12857	122.78511	43.96202	93.69333

	Si	**Sn**	**Sr**	**Th**	**Ti**	**Tl**	**U**	**V**	**Zn**
	ppm	ppm	ppm	ppm	ppm	ppm	ppm	ppm	ppm
#1	4.17097	0.00428	0.97909	0.01369	0.00009	0.00245	0.01042	0.00039	0.00377
#2	4.16909	0.00401	0.97728	0.01252	0.00005	-0.00056	0.00467	-0.00017	0.00337
Mean	**4.17003**	**0.00414**	**0.97819**	**0.01311**	**0.00007**	**0.00094**	**0.00754**	**0.00011**	**0.00357**
%RSD	0.03185	4.55493	0.13080	6.30531	39.26179	225.79326	53.89656	361.53201	7.98098

	Zr	**Pb**	**Se**
	ppm	calc	calc
#1	-0.00293	-0.00058	0.00144
#2	-0.00306	-0.00098	-0.00128
Mean	**-0.00299**	**-0.00078**	**0.00008**
%RSD	3.09062	35.89547	2414.73947

Method : Paragon File : 081008A Printed : 10/8/2008 16:08:38
SampleId1 : 0809210-24D **SampleId2 :** **[SAMPLE]**
Analysis commenced : 10/8/2008 10:44:49

Dilution ratio : 1.00000 to 1.00000 Tray : Position : TUBE4

Final concentrations

	Ag	Al	As	B	Ba	Be	Bi	Ca	Cd
	ppm	ppm	ppm	ppm	ppm	ppm	ppm	ppm	ppm
#1	0.00064	0.10877	0.00082	0.06523	0.05726	0.00058	0.00073	107.88598	0.00033
#2	0.00029	0.10875	-0.00207	0.06510	0.05755	0.00062	-0.00080	107.35221	0.00014
Mean	**0.00046**	**0.10876**	**-0.00063**	**0.06516**	**0.05740**	**0.00060**	**-0.00003**	**107.61910**	**0.00024**
%RSD	53.59766	0.01008	326.76499	0.13756	0.34963	5.15501	3090.09004	0.35071	55.91124

	Co	Cr	Cu	Fe	K	Li	Mg	Mn	Mo
	ppm	ppm	ppm	ppm	ppm	ppm	ppm	ppm	ppm
#1	0.00036	0.00119	-0.00129	0.06239	8.51304	0.04383	31.16918	0.35630	0.00479
#2	0.00063	0.00124	-0.00106	0.06271	8.54910	0.04404	31.21392	0.35514	0.00399
Mean	**0.00049**	**0.00121**	**-0.00118**	**0.06255**	**8.53107**	**0.04393**	**31.19155**	**0.35572**	**0.00439**
%RSD	38.33595	3.38053	13.73722	0.35950	0.29891	0.34006	0.10142	0.23007	12.96094

	Na	Ni	P	Pb I	Pb II	S	Sb	Se I	Se II
	ppm	ppm	ppm	ppm	ppm	ppm	ppm	ppm	ppm
#1	37.78808	0.00207	0.01074	-0.00092	0.00127	69.17883	0.00098	-0.00078	0.00334
#2	37.94715	0.00155	0.01173	-0.00497	0.00369	69.41442	-0.00102	0.00248	-0.00033
Mean	**37.86761**	**0.00181**	**0.01124**	**-0.00294**	**0.00248**	**69.29663**	**-0.00002**	**0.00085**	**0.00150**
%RSD	0.29703	20.49372	6.24877	97.21587	69.01297	0.24040	5989.06871	271.36463	172.66627

	Si	Sn	Sr	Th	Ti	Tl	U	V	Zn
	ppm	ppm	ppm	ppm	ppm	ppm	ppm	ppm	ppm
#1	4.16495	0.00214	0.97800	0.01607	0.00015	0.00139	0.01670	0.00033	0.00437
#2	4.17175	-0.00039	0.97821	0.01352	0.00007	0.00041	0.00572	0.00050	0.00518
Mean	**4.16835**	**0.00087**	**0.97811**	**0.01479**	**0.00011**	**0.00090**	**0.01121**	**0.00042**	**0.00478**
%RSD	0.11546	205.34288	0.01527	12.16283	48.74909	76.62892	69.27717	28.52016	11.92443

	Zr	Pb	Se
	ppm	calc	calc
#1	-0.00296	0.00054	0.00197
#2	-0.00305	0.00081	0.00060
Mean	**-0.00300**	**0.00067**	**0.00129**
%RSD	2.11665	27.91224	74.99243

Method : Paragon File : 081008A Printed : 10/8/2008 16:08:39
SampleId1 : 0809210-24L 5X SampleId2 : [SAMPLE]
Analysis commenced : 10/8/2008 10:46:44
Dilution ratio : 1.00000 to 1.00000 Tray : Position : TUBE5

Final concentrations

	Ag	Al	As	B	Ba	Be	Bi	Ca	Cd
	ppm	ppm	ppm	ppm	ppm	ppm	ppm	ppm	ppm
#1	-0.00031	0.09557	0.00304	0.01186	0.01162	0.00052	0.00235	20.93246	0.00029
#2	0.00089	0.09802	-0.00005	0.01279	0.01158	0.00055	0.00214	21.05086	0.00027

Mean	**0.00029**	**0.09679**	**0.00149**	**0.01233**	**0.01160**	**0.00053**	**0.00225**	**20.99166**	**0.00028**
%RSD	291.55854	1.79090	145.90739	5.33106	0.28820	3.77548	6.36520	0.39883	4.55329

	Co	**Cr**	**Cu**	**Fe**	**K**	**Li**	**Mg**	**Mn**	**Mo**
	ppm	ppm	ppm	ppm	ppm	ppm	ppm	ppm	ppm
#1	-0.00008	0.00005	-0.00195	0.00755	1.47643	0.01110	6.09003	0.07234	0.00060
#2	-0.00040	0.00091	-0.00172	0.00802	1.48612	0.01111	6.11561	0.07234	-0.00025
Mean	**-0.00024**	**0.00048**	**-0.00183**	**0.00779**	**1.48127**	**0.01111**	**6.10282**	**0.07234**	**0.00018**
%RSD	95.39066	127.15014	8.51297	4.33020	0.46251	0.03853	0.29640	0.00000	340.04039

	Na	**Ni**	**P**	**Pb I**	**Pb II**	**S**	**Sb**	**Se I**	**Se II**
	ppm	ppm	ppm	ppm	ppm	ppm	ppm	ppm	ppm
#1	6.85673	0.00002	-0.00515	-0.00088	0.00132	13.77562	0.00213	0.00504	-0.00106
#2	6.85463	0.00037	-0.00266	0.00220	-0.00054	13.76281	0.00103	-0.00682	-0.00211
Mean	**6.85568**	**0.00020**	**-0.00391**	**0.00066**	**0.00039**	**13.76921**	**0.00158**	**-0.00089**	**-0.00159**
%RSD	0.02160	124.65932	44.93898	330.47412	337.64260	0.06578	49.10717	945.56629	46.77750

	Si	**Sn**	**Sr**	**Th**	**Ti**	**Tl**	**U**	**V**	**Zn**
	ppm	ppm	ppm	ppm	ppm	ppm	ppm	ppm	ppm
#1	0.83380	0.00201	0.19523	0.01850	-0.00024	-0.00462	-0.00470	0.00001	-0.00026
#2	0.84222	0.00761	0.19452	0.02056	-0.00020	0.00384	-0.00209	0.00054	0.00135
Mean	**0.83801**	**0.00481**	**0.19488**	**0.01953**	**-0.00022**	**-0.00039**	**-0.00339**	**0.00028**	**0.00055**
%RSD	0.71028	82.39164	0.25650	7.43762	12.62917	1528.72716	54.43860	135.65940	207.96769

	Zr	**Pb**	**Se**
	ppm	calc	calc
#1	-0.00204	0.00058	0.00097
#2	-0.00181	0.00037	-0.00368
Mean	**-0.00193**	**0.00048**	**-0.00135**
%RSD	8.59966	31.26221	242.71925

Method : Paragon File : 081008A Printed : 10/8/2008 16:08:39
SampleId1 : 0809210-24MS **SampleId2 :** **[SAMPLE]**
Analysis commenced : 10/8/2008 10:48:39
Dilution ratio : 1.00000 to 1.00000 Tray : Position : TUBE6

Final concentrations

	Ag	**Al**	**As**	**B**	**Ba**	**Be**	**Bi**	**Ca**	**Cd**
	ppm	ppm	ppm	ppm	ppm	ppm	ppm	ppm	ppm
#1	0.09863	2.27587	1.95900	1.11910	2.06892	0.04922	0.00050	156.90954	0.05243
#2	0.09691	2.26010	1.93873	1.10485	2.05845	0.04828	-0.00531	153.08333	0.05117
Mean	**0.09777**	**2.26799**	**1.94887**	**1.11197**	**2.06368**	**0.04875**	**-0.00241**	**154.99643**	**0.05180**
%RSD	1.23997	0.49156	0.73549	0.90650	0.35872	1.36540	170.91361	1.74555	1.72137

	Co	**Cr**	**Cu**	**Fe**	**K**	**Li**	**Mg**	**Mn**	**Mo**
	ppm	ppm	ppm	ppm	ppm	ppm	ppm	ppm	ppm
#1	0.47932	0.19479	0.25061	1.03409	51.52117	0.59901	74.18607	0.83571	0.98615
#2	0.46849	0.19055	0.24974	1.01532	51.61075	0.60147	73.36845	0.82101	0.96616
Mean	**0.47390**	**0.19267**	**0.25018**	**1.02471**	**51.56596**	**0.60024**	**73.77726**	**0.82836**	**0.97615**

%RSD	1.61570	1.55674	0.24654	1.29491	0.12283	0.29029	0.78364	1.25439	1.44840

	Na	**Ni**	**P**	**Pb I**	**Pb II**	**S**	**Sb**	**Se I**	**Se II**
	ppm	ppm	ppm	ppm	ppm	ppm	ppm	ppm	ppm
#1	79.98196	0.49846	9.58401	0.49963	0.49438	71.64926	0.51585	2.06785	2.02271
#2	80.03927	0.49093	9.43402	0.48055	0.49950	70.84529	0.50313	2.04398	2.02843
Mean	**80.01061**	**0.49469**	**9.50901**	**0.49009**	**0.49694**	**71.24728**	**0.50949**	**2.05592**	**2.02557**
%RSD	0.05065	1.07628	1.11531	2.75189	0.72951	0.79791	1.76630	0.82064	0.19952

	Si	**Sn**	**Sr**	**Th**	**Ti**	**Tl**	**U**	**V**	**Zn**
	ppm	ppm	ppm	ppm	ppm	ppm	ppm	ppm	ppm
#1	6.22765	0.51543	1.46583	0.06501	0.47116	2.06812	0.00401	0.49311	0.48623
#2	6.17228	0.50114	1.45469	0.05148	0.46435	2.06394	-0.02734	0.48521	0.47107
Mean	**6.19997**	**0.50829**	**1.46026**	**0.05825**	**0.46775**	**2.06603**	**-0.01167**	**0.48916**	**0.47865**
%RSD	0.63146	1.98838	0.53959	16.41952	1.02926	0.14321	190.02005	1.14201	2.23991

	Zr	**Pb**	**Se**
	ppm	calc	calc
#1	-0.00912	0.49612	2.03774
#2	-0.00895	0.49319	2.03361
Mean	**-0.00903**	**0.49466**	**2.03568**
%RSD	1.28358	0.41909	0.14357

Method : Paragon File : 081008A Printed : 10/8/2008 16:08:39
SampleId1 : 0809210-24MSD **SampleId2 :** **[SAMPLE]**
Analysis commenced : 10/8/2008 10:50:34
Dilution ratio : 1.00000 to 1.00000 Tray : Position : TUBE7

Final concentrations

	Ag	**Al**	**As**	**B**	**Ba**	**Be**	**Bi**	**Ca**	**Cd**
	ppm	ppm	ppm	ppm	ppm	ppm	ppm	ppm	ppm
#1	0.09640	2.24372	1.92645	1.10022	2.05059	0.04790	0.00139	151.95731	0.05013
#2	0.09795	2.24332	1.92480	1.10459	2.05886	0.04803	-0.00145	152.27118	0.05044
Mean	**0.09718**	**2.24352**	**1.92563**	**1.10241**	**2.05473**	**0.04797**	**-0.00003**	**152.11425**	**0.05029**
%RSD	1.13142	0.01265	0.06083	0.28029	0.28454	0.19133	5973.97868	0.14590	0.43850

	Co	**Cr**	**Cu**	**Fe**	**K**	**Li**	**Mg**	**Mn**	**Mo**
	ppm	ppm	ppm	ppm	ppm	ppm	ppm	ppm	ppm
#1	0.46705	0.19173	0.24757	1.02655	50.89040	0.59182	72.49144	0.81530	0.96156
#2	0.46887	0.19259	0.24942	1.03160	51.10481	0.59512	72.71656	0.81705	0.96462
Mean	**0.46796**	**0.19216**	**0.24850**	**1.02908**	**50.99761**	**0.59347**	**72.60400**	**0.81617**	**0.96309**
%RSD	0.27531	0.31745	0.52758	0.34716	0.29730	0.39293	0.21925	0.15153	0.22488

	Na	**Ni**	**P**	**Pb I**	**Pb II**	**S**	**Sb**	**Se I**	**Se II**
	ppm	ppm	ppm	ppm	ppm	ppm	ppm	ppm	ppm
#1	78.65448	0.48776	9.34699	0.49003	0.48888	70.18116	0.50967	2.01247	2.00577
#2	79.08185	0.49008	9.33489	0.48819	0.48029	70.13468	0.50850	2.04602	1.97774
Mean	**78.86816**	**0.48892**	**9.34094**	**0.48911**	**0.48459**	**70.15792**	**0.50908**	**2.02924**	**1.99176**
%RSD	0.38316	0.33452	0.09154	0.26668	1.25310	0.04685	0.16307	1.16905	0.99521

ted: 10/8/2008 16:09:15 User: ROY FRENCH

	Si	Sn	Sr	Th	Ti	Tl	U	V	Zn
	ppm	ppm	ppm	ppm	ppm	ppm	ppm	ppm	ppm
#1	6.10472	0.50235	1.44351	0.01764	0.45656	2.05404	0.00977	0.48281	0.46824
#2	6.12928	0.51184	1.44748	0.01297	0.45804	2.03739	0.00872	0.48426	0.46824
Mean	**6.11700**	**0.50710**	**1.44550**	**0.01530**	**0.45730**	**2.04572**	**0.00924**	**0.48354**	**0.46824**
%RSD	0.28396	1.32298	0.19431	21.56481	0.22928	0.57538	8.02703	0.21309	0.00000

	Zr	Pb	Se
	ppm	calc	calc
#1	-0.00618	0.48926	2.00800
#2	-0.00566	0.48292	2.00048
Mean	**-0.00592**	**0.48609**	**2.00424**
%RSD	6.22658	0.92259	0.26552

Method : Paragon File : 081008A Printed : 10/8/2008 16:08:40
SampleId1 : 0809210-25 SampleId2 : [SAMPLE]
Analysis commenced : 10/8/2008 10:54:33
Dilution ratio : 1.00000 to 1.00000 Tray : Position : TUBE8

Final concentrations

	Ag	Al	As	B	Ba	Be	Bi	Ca	Cd
	ppm	ppm	ppm	ppm	ppm	ppm	ppm	ppm	ppm
#1	-0.00001	0.10546	0.00072	0.00333	0.00791	0.00064	-0.00060	0.10163	0.00017
#2	0.00052	0.10699	-0.00043	0.00299	0.00805	0.00065	0.00469	0.10212	0.00032
Mean	**0.00026**	**0.10623**	**0.00015**	**0.00316**	**0.00798**	**0.00064**	**0.00204**	**0.10188**	**0.00025**
%RSD	145.92391	1.01775	562.65726	7.56138	1.25627	1.50147	182.88725	0.33337	42.82105

	Co	Cr	Cu	Fe	K	Li	Mg	Mn	Mo
	ppm	ppm	ppm	ppm	ppm	ppm	ppm	ppm	ppm
#1	-0.00051	0.00078	-0.00232	0.01081	0.22443	0.00540	-0.02873	0.00061	-0.00118
#2	-0.00056	0.00119	-0.00217	0.01160	0.22312	0.00539	-0.02055	0.00067	-0.00012
Mean	**-0.00054**	**0.00099**	**-0.00224**	**0.01120**	**0.22377**	**0.00540**	**-0.02464**	**0.00064**	**-0.00065**
%RSD	6.98563	29.75207	4.56935	5.01586	0.41459	0.13217	23.46626	6.37020	115.23109

	Na	Ni	P	Pb I	Pb II	S	Sb	Se I	Se II
	ppm	ppm	ppm	ppm	ppm	ppm	ppm	ppm	ppm
#1	0.23420	-0.00021	0.02141	-0.00101	0.00192	-0.00163	-0.00314	0.00186	0.00694
#2	0.23483	0.00087	0.00900	0.00232	0.00037	-0.00163	0.00149	0.00372	0.00136
Mean	**0.23451**	**0.00033**	**0.01521**	**0.00066**	**0.00114**	**-0.00163**	**-0.00083**	**0.00279**	**0.00415**
%RSD	0.19167	228.63669	57.71091	358.92148	96.03170	0.00000	395.41437	47.27043	94.96818

	Si	Sn	Sr	Th	Ti	Tl	U	V	Zn
	ppm	ppm	ppm	ppm	ppm	ppm	ppm	ppm	ppm
#1	0.03260	0.00054	0.00001	0.03001	-0.00003	0.00138	-0.00261	-0.00032	0.00498
#2	0.03005	0.00321	0.00004	0.02280	-0.00012	0.00171	0.00314	0.00032	0.00578
Mean	**0.03132**	**0.00187**	**0.00002**	**0.02640**	**-0.00008**	**0.00155**	**0.00026**	**0.00000**	**0.00538**
%RSD	5.75866	100.70159	81.87445	19.30142	77.82086	15.02236	1549.85048	25198.56518	10.58564

	Zr	Pb	SeNCH
	ppm	calc	calc
#1	-0.00243	0.00095	0.00525
#2	-0.00162	0.00102	0.00215
Mean	**-0.00202**	**0.00098**	**0.00370**
%RSD	28.27918	5.14861	59.25791

Method : Paragon File : 081008A Printed : 10/8/2008 16:08:40
SampleId1 : 0810031-1 **SampleId2 :** **[SAMPLE]**
Analysis commenced : 10/8/2008 10:56:28
Dilution ratio : 1.00000 to 1.00000 Tray : Position : TUBE9

Final concentrations

	Ag	Al	As	B	Ba	Be	Bi	Ca	Cd
	ppm	ppm	ppm	ppm	ppm	ppm	ppm	ppm	ppm
#1	-0.00059	0.14627	0.00120	0.03062	0.06800	0.00086	0.00072	64.13261	0.00022
#2	-0.00018	0.14490	0.00072	0.03163	0.06852	0.00092	0.00093	64.05794	0.00018
Mean	**-0.00038**	**0.14558**	**0.00096**	**0.03113**	**0.06826**	**0.00089**	**0.00083**	**64.09528**	**0.00020**
%RSD	76.95833	0.66682	35.32695	2.30338	0.53910	4.63366	17.45834	0.08238	11.14057

	Co	Cr	Cu	Fe	K	Li	Mg	Mn	Mo
	ppm	ppm	ppm	ppm	ppm	ppm	ppm	ppm	ppm
#1	-0.00027	0.00203	-0.00143	0.04339	0.87656	0.01296	20.50767	0.05339	0.00255
#2	0.00011	0.00214	-0.00113	0.04347	0.87541	0.01301	20.54099	0.05345	0.00280
Mean	**-0.00008**	**0.00208**	**-0.00128**	**0.04343**	**0.87599**	**0.01299**	**20.52433**	**0.05342**	**0.00267**
%RSD	335.27124	3.55380	16.39969	0.12942	0.09273	0.29656	0.11481	0.07622	6.71745

	Na	Ni	P	Pb I	Pb II	S	Sb	Se I	Se II
	ppm	ppm	ppm	ppm	ppm	ppm	ppm	ppm	ppm
#1	31.66089	0.00097	0.07753	-0.00216	0.00226	14.86162	-0.00041	-0.00077	0.00374
#2	31.85132	0.00076	0.07853	0.00076	0.00328	14.87764	0.00077	0.00276	-0.00040
Mean	**31.75610**	**0.00087**	**0.07803**	**-0.00070**	**0.00277**	**14.86963**	**0.00018**	**0.00099**	**0.00167**
%RSD	0.42401	17.37305	0.90024	294.97960	26.12672	0.07620	452.19694	250.99730	175.26816

	Si	Sn	Sr	Th	Ti	Tl	U	V	Zn
	ppm	ppm	ppm	ppm	ppm	ppm	ppm	ppm	ppm
#1	9.46555	0.00121	0.63886	0.01829	0.00017	0.00201	-0.00211	0.01407	0.00176
#2	9.48629	0.00268	0.64038	0.01831	0.00033	-0.00157	-0.00263	0.01409	0.00216
Mean	**9.47592**	**0.00194**	**0.63962**	**0.01830**	**0.00025**	**0.00022**	**-0.00237**	**0.01408**	**0.00196**
%RSD	0.15480	53.48342	0.16784	0.08543	46.39660	1144.12912	15.57613	0.14062	14.54955

	Zr	Pb	Se
	ppm	calc	calc
#1	-0.00563	0.00079	0.00224
#2	-0.00556	0.00244	0.00065
Mean	**-0.00560**	**0.00162**	**0.00144**
%RSD	0.82359	72.37903	77.58782

Method : Paragon File : 081008A Printed : 10/8/2008 16:08:40

SampleId1 : 0810031-2 **SampleId2 :** **[SAMPLE]**
Analysis commenced : 10/8/2008 10:58:24
Dilution ratio : 1.00000 to 1.00000 Tray : Position : TUBE10

Final concentrations

	Ag	Al	As	B	Ba	Be	Bi	Ca	Cd
	ppm	ppm	ppm	ppm	ppm	ppm	ppm	ppm	ppm
#1	0.00059	0.15795	0.00255	0.02994	0.06807	0.00080	0.00266	62.90840	0.00046
#2	0.00019	0.16045	0.00005	0.02952	0.06831	0.00088	0.00316	62.33944	0.00021
Mean	**0.00039**	**0.15920**	**0.00130**	**0.02973**	**0.06819**	**0.00084**	**0.00291**	**62.62392**	**0.00033**
%RSD	73.65643	1.10979	136.10228	1.00474	0.24530	6.22051	12.20720	0.64243	53.82227

	Co	Cr	Cu	Fe	K	Li	Mg	Mn	Mo
	ppm	ppm	ppm	ppm	ppm	ppm	ppm	ppm	ppm
#1	0.00064	0.00213	-0.00121	0.03067	0.85162	0.01284	20.15762	0.05385	0.00263
#2	-0.00005	0.00114	-0.00195	0.02988	0.84062	0.01291	20.15927	0.05345	0.00242
Mean	**0.00029**	**0.00164**	**-0.00158**	**0.03028**	**0.84612**	**0.01287**	**20.15845**	**0.05365**	**0.00253**
%RSD	166.54739	42.49040	32.73993	1.85627	0.91889	0.39886	0.00579	0.53127	5.92628

	Na	Ni	P	Pb I	Pb II	S	Sb	Se I	Se II
	ppm	ppm	ppm	ppm	ppm	ppm	ppm	ppm	ppm
#1	31.41724	0.00150	0.08349	0.00224	-0.00036	14.70460	0.00250	0.00662	-0.00848
#2	31.69969	0.00047	0.07033	-0.00348	0.00108	14.71101	0.00005	-0.00019	-0.00099
Mean	**31.55846**	**0.00098**	**0.07691**	**-0.00062**	**0.00036**	**14.70780**	**0.00127**	**0.00321**	**-0.00474**
%RSD	0.63286	74.35554	12.10140	655.45474	281.03497	0.03081	135.44873	149.93385	111.79005

	Si	Sn	Sr	Th	Ti	Tl	U	V	Zn
	ppm	ppm	ppm	ppm	ppm	ppm	ppm	ppm	ppm
#1	9.31999	0.00441	0.63255	0.02696	0.00043	0.00339	0.01358	0.01437	0.00498
#2	9.33426	0.00321	0.63425	0.02599	0.00033	0.00460	-0.00367	0.01381	0.00458
Mean	**9.32712**	**0.00381**	**0.63340**	**0.02647**	**0.00038**	**0.00400**	**0.00495**	**0.01409**	**0.00478**
%RSD	0.10814	22.29620	0.18967	2.58209	18.75805	21.41599	246.21573	2.80920	5.96222

	Zr	Pb	Se
	ppm	calc	calc
#1	-0.00570	0.00051	-0.00345
#2	-0.00611	-0.00044	-0.00073
Mean	**-0.00590**	**0.00003**	**-0.00209**
%RSD	4.92084	1935.22210	92.24889

Method : Paragon File : 081008A Printed : 10/8/2008 16:08:41
SampleId1 : CCV **SampleId2 :** **[CV]**
Analysis commenced : 10/8/2008 11:00:20
Dilution ratio : 1.00000 to 1.00000 Tray : Position : STD6

Final concentrations

	Ag	Al	As	B	Ba	Be	Bi	Ca	Cd
	ppm	ppm	ppm	ppm	ppm	ppm	ppm	ppm	ppm

#1	0.19649	50.38273	0.48211	1.00818	1.00757	0.46578	0.49667	51.31861	0.49483
#2	0.19758	50.53941	0.47970	1.00733	1.01005	0.46426	0.50001	51.21940	0.49369
Mean	**0.19703**	**50.46107**	**0.48091**	**1.00775**	**1.00881**	**0.46502**	**0.49834**	**51.26900**	**0.49426**
%RSD	0.39203	0.21956	0.35513	0.05951	0.17425	0.23127	0.47452	0.13684	0.16344

	Co	**Cr**	**Cu**	**Fe**	**K**	**Li**	**Mg**	**Mn**	**Mo**
	ppm	ppm	ppm	ppm	ppm	ppm	ppm	ppm	ppm
#1	0.47232	0.96192	0.96521	19.56620	48.87379	0.50439	49.78180	0.92044	0.95909
#2	0.47083	0.95923	0.96677	19.52392	49.11759	0.50746	49.84558	0.91887	0.96373
Mean	**0.47157**	**0.96057**	**0.96599**	**19.54506**	**48.99569**	**0.50592**	**49.81369**	**0.91966**	**0.96141**
%RSD	0.22320	0.19776	0.11476	0.15298	0.35184	0.42898	0.09054	0.12123	0.34103

	Na	**Ni**	**P**	**Pb I**	**Pb II**	**S**	**Sb**	**Se I**	**Se II**
	ppm	ppm	ppm	ppm	ppm	ppm	ppm	ppm	ppm
#1	48.21267	0.96568	4.84730	0.98484	0.95157	4.95336	0.50452	0.97705	0.94700
#2	48.49603	0.96305	4.83578	0.97768	0.95493	4.93425	0.50805	0.96003	0.93610
Mean	**48.35435**	**0.96437**	**4.84154**	**0.98126**	**0.95325**	**4.94380**	**0.50628**	**0.96854**	**0.94155**
%RSD	0.41437	0.19279	0.16820	0.51639	0.24906	0.27321	0.49273	1.24290	0.81850

	Si	**Sn**	**Sr**	**Th**	**Ti**	**Tl**	**U**	**V**	**Zn**
	ppm	ppm	ppm	ppm	ppm	ppm	ppm	ppm	ppm
#1	4.77666	1.00266	0.46735	0.27061	0.45574	0.51279	4.99854	0.48038	0.93080
#2	4.77849	1.00039	0.46755	0.26906	0.45501	0.51333	4.98081	0.47976	0.92329
Mean	**4.77757**	**1.00152**	**0.46745**	**0.26983**	**0.45537**	**0.51306**	**4.98967**	**0.48007**	**0.92705**
%RSD	0.02714	0.16056	0.02933	0.40729	0.11332	0.07510	0.25127	0.09224	0.57260

	Zr	**Pb**	**Se**
	ppm	calc	calc
#1	0.96198	0.96265	0.95701
#2	0.96144	0.96251	0.94407
Mean	**0.96171**	**0.96258**	**0.95054**
%RSD	0.03942	0.01078	0.96250

Method : Paragon File : 081008A Printed : 10/8/2008 16:08:41
SampleId1 : CCB **SampleId2 :** **[CB]**
Analysis commenced : 10/8/2008 11:02:27
Dilution ratio : 1.00000 to 1.00000 Tray : Position : STD2

Final concentrations

	Ag	**Al**	**As**	**B**	**Ba**	**Be**	**Bi**	**Ca**	**Cd**
	ppm	ppm	ppm	ppm	ppm	ppm	ppm	ppm	ppm
#1	0.00047	0.12191	-0.00014	-0.00013	0.00028	0.00069	-0.00009	-0.02731	0.00019
#2	0.00029	0.11943	-0.00207	0.00041	0.00021	0.00071	0.00112	-0.02827	0.00037
Mean	**0.00038**	**0.12067**	**-0.00111**	**0.00014**	**0.00024**	**0.00070**	**0.00052**	**-0.02779**	**0.00028**
%RSD	32.73243	1.45453	123.06128	277.46999	20.73120	1.53502	166.91719	2.44359	46.87523

	Co	**Cr**	**Cu**	**Fe**	**K**	**Li**	**Mg**	**Mn**	**Mo**
	ppm	ppm	ppm	ppm	ppm	ppm	ppm	ppm	ppm
#1	-0.00015	0.00044	-0.00261	-0.00509	0.18130	0.00538	-0.03364	0.00015	0.00026

#2	-0.00009	0.00063	-0.00283	-0.00540	0.16965	0.00535	-0.03200	0.00009	-0.00033
Mean	**-0.00012**	**0.00053**	**-0.00272**	**-0.00525**	**0.17547**	**0.00537**	**-0.03282**	**0.00012**	**-0.00004**
%RSD	31.55964	24.48789	5.72470	4.28419	4.69204	0.37237	3.52381	33.66728	1177.04570

	Na	**Ni**	**P**	**Pb I**	**Pb II**	**S**	**Sb**	**Se I**	**Se II**
	ppm	ppm	ppm	ppm	ppm	ppm	ppm	ppm	ppm
#1	0.15820	-0.00004	0.00304	0.00146	0.00093	-0.01115	0.00059	0.00403	0.00340
#2	0.15689	-0.00029	0.00031	-0.00173	-0.00028	-0.01749	0.00085	-0.00661	-0.00080
Mean	**0.15755**	**-0.00017**	**0.00168**	**-0.00014**	**0.00033**	**-0.01432**	**0.00072**	**-0.00129**	**0.00130**
%RSD	0.58590	105.13930	114.97082	1657.24246	261.61067	31.33360	26.11933	584.10787	228.66216

	Si	**Sn**	**Sr**	**Th**	**Ti**	**Tl**	**U**	**V**	**Zn**
	ppm	ppm	ppm	ppm	ppm	ppm	ppm	ppm	ppm
#1	0.00747	-0.00120	-0.00013	0.02987	-0.00027	0.00032	-0.00678	0.00040	0.00115
#2	0.00991	0.00094	-0.00013	0.02766	-0.00036	-0.00496	-0.01044	0.00001	-0.00026
Mean	**0.00869**	**-0.00013**	**-0.00013**	**0.02877**	**-0.00031**	**-0.00232**	**-0.00861**	**0.00020**	**0.00045**
%RSD	19.84716	1186.25599	0.00000	5.42536	20.95391	161.04942	30.03903	135.78277	222.95527

	Zr	**Pb**	**Se**
	ppm	calc	calc
#1	-0.00215	0.00111	0.00361
#2	-0.00200	-0.00076	-0.00274
Mean	**-0.00207**	**0.00017**	**0.00044**
%RSD	5.15974	761.55566	1026.81722

Method : Paragon File : 081008A Printed : 10/8/2008 16:08:41
SampleId1 : IP081007-1MB **SampleId2 :** **[SAMPLE]**
Analysis commenced : 10/8/2008 11:04:34
Dilution ratio : 1.00000 to 1.00000 Tray : Position : TUBE11

Final concentrations

	Ag	**Al**	**As**	**B**	**Ba**	**Be**	**Bi**	**Ca**	**Cd**
	ppm	ppm	ppm	ppm	ppm	ppm	ppm	ppm	ppm
#1	0.00047	0.11396	-0.00265	0.00113	0.00014	0.00066	0.00194	-0.02779	0.00039
#2	-0.00048	0.11921	-0.00014	0.00050	0.00014	0.00072	-0.00111	-0.02875	0.00008
Mean	**-0.00001**	**0.11658**	**-0.00140**	**0.00082**	**0.00014**	**0.00069**	**0.00042**	**-0.02827**	**0.00023**
%RSD	7669.54805	3.18645	126.86200	54.91977	0.00000	5.99260	518.51915	2.40209	94.15791

	Co	**Cr**	**Cu**	**Fe**	**K**	**Li**	**Mg**	**Mn**	**Mo**
	ppm	ppm	ppm	ppm	ppm	ppm	ppm	ppm	ppm
#1	0.00001	0.00086	-0.00276	0.00246	0.18835	0.00535	-0.03135	0.00032	-0.00067
#2	-0.00031	0.00086	-0.00246	0.00222	0.18064	0.00534	-0.03397	0.00032	-0.00097
Mean	**-0.00015**	**0.00086**	**-0.00261**	**0.00234**	**0.18449**	**0.00535**	**-0.03266**	**0.00032**	**-0.00082**
%RSD	154.18203	0.22990	8.10240	7.19552	2.95418	0.21359	5.66634	0.00000	25.59188

	Na	**Ni**	**P**	**Pb I**	**Pb II**	**S**	**Sb**	**Se I**	**Se II**
	ppm	ppm	ppm	ppm	ppm	ppm	ppm	ppm	ppm
#1	0.16212	0.00050	0.01893	0.00246	-0.00242	-0.00480	0.00139	0.00333	-0.00257
#2	0.16197	0.00029	0.01000	0.00126	-0.00026	-0.01749	-0.00205	0.00435	-0.00133

Mean	**0.16205**	**0.00039**	**0.01446**	**0.00186**	**-0.00134**	**-0.01115**	**-0.00033**	**0.00384**	**-0.00195**
%RSD	0.06159	38.44282	43.69136	45.57288	114.34172	80.50405	740.48035	18.77640	45.27129

	Si	**Sn**	**Sr**	**Th**	**Ti**	**Tl**	**U**	**V**	**Zn**
	ppm	ppm	ppm	ppm	ppm	ppm	ppm	ppm	ppm
#1	0.01455	0.00241	-0.00023	0.02599	-0.00021	0.00406	-0.00156	0.00026	0.00216
#2	0.01145	0.00548	-0.00023	0.02696	-0.00021	-0.00098	-0.00679	0.00007	0.00155
Mean	**0.01300**	**0.00394**	**-0.00023**	**0.02648**	**-0.00021**	**0.00154**	**-0.00418**	**0.00016**	**0.00186**
%RSD	16.82749	55.04614	0.00000	2.59872	0.00000	230.83693	88.53347	84.51712	23.00784

	Zr	**Pb**	**Se**
	ppm	calc	calc
#1	-0.00185	-0.00079	-0.00061
#2	-0.00215	0.00025	0.00057
Mean	**-0.00200**	**-0.00027**	**-0.00002**
%RSD	10.60727	270.52005	4066.68519

Method : Paragon File : 081008A Printed : 10/8/2008 16:08:41
SampleId1 : IP081007-1LCS SampleId2 : [SAMPLE]
Analysis commenced : 10/8/2008 11:06:31
Dilution ratio : 1.00000 to 1.00000 Tray : Position : TUBE12

Final concentrations

	Ag	**Al**	**As**	**B**	**Ba**	**Be**	**Bi**	**Ca**	**Cd**
	ppm	ppm	ppm	ppm	ppm	ppm	ppm	ppm	ppm
#1	0.00047	0.11840	-0.00082	0.00033	0.00023	0.00075	0.00082	41.05585	0.00021
#2	0.00070	0.12113	0.00304	0.00037	0.00030	0.00078	0.00398	41.17030	0.00042
Mean	**0.00058**	**0.11977**	**0.00111**	**0.00035**	**0.00027**	**0.00077**	**0.00240**	**41.11307**	**0.00031**
%RSD	28.81189	1.61538	245.77620	8.50612	18.88556	2.61856	92.87140	0.19684	47.45612

	Co	**Cr**	**Cu**	**Fe**	**K**	**Li**	**Mg**	**Mn**	**Mo**
	ppm	ppm	ppm	ppm	ppm	ppm	ppm	ppm	ppm
#1	-0.00020	0.00099	-0.00247	0.00278	38.59815	0.48743	40.01539	0.00165	-0.00016
#2	0.00033	0.00125	-0.00180	0.00342	38.73674	0.48938	40.09722	0.00176	-0.00008
Mean	**0.00007**	**0.00112**	**-0.00213**	**0.00310**	**38.66745**	**0.48840**	**40.05630**	**0.00170**	**-0.00012**
%RSD	570.17728	16.50415	22.09201	14.51187	0.25345	0.28162	0.14444	4.77777	49.77782

	Na	**Ni**	**P**	**Pb I**	**Pb II**	**S**	**Sb**	**Se I**	**Se II**
	ppm	ppm	ppm	ppm	ppm	ppm	ppm	ppm	ppm
#1	38.32351	-0.00006	0.00652	0.00184	0.00131	-0.00797	0.00040	-0.00192	-0.00284
#2	38.53631	0.00035	0.00925	0.00224	-0.00109	0.00789	0.00058	-0.00468	-0.00894
Mean	**38.42991**	**0.00015**	**0.00789**	**0.00204**	**0.00011**	**-0.00004**	**0.00049**	**-0.00330**	**-0.00589**
%RSD	0.39156	198.36112	24.48695	14.03090	1532.50501	26420.89824	25.98420	59.01408	73.29795

	Si	**Sn**	**Sr**	**Th**	**Ti**	**Tl**	**U**	**V**	**Zn**
	ppm	ppm	ppm	ppm	ppm	ppm	ppm	ppm	ppm
#1	0.01388	0.00268	0.00026	0.01711	-0.00003	-0.00049	-0.00052	-0.00016	0.00276
#2	0.01787	0.00508	0.00029	0.01819	0.00026	0.00569	0.00053	0.00040	0.00236
Mean	**0.01587**	**0.00388**	**0.00028**	**0.01765**	**0.00012**	**0.00260**	**0.00001**	**0.00012**	**0.00256**

%RSD	17.74316	43.81933	6.99164	4.32203	174.36125	167.85352	11421.81500	324.09248	11.11810

	Zr	Pb	Se
	ppm	calc	calc
#1	-0.00151	0.00149	-0.00253
#2	-0.00140	0.00002	-0.00752
Mean	**-0.00145**	**0.00075**	**-0.00503**
%RSD	5.49432	137.92076	70.17344

Method : Paragon File : 081008A Printed : 10/8/2008 16:08:42
SampleId1 : IP081007-1LCSD SampleId2 : [SAMPLE]
Analysis commenced : 10/8/2008 11:08:27
Dilution ratio : 1.00000 to 1.00000 Tray : Position : TUBE13

Final concentrations

	Ag	Al	As	B	Ba	Be	Bi	Ca	Cd
	ppm	ppm	ppm	ppm	ppm	ppm	ppm	ppm	ppm
#1	0.00046	0.12097	-0.00024	0.00101	0.00037	0.00083	0.00245	41.70674	0.00049
#2	-0.00001	0.12325	-0.00053	0.00016	0.00032	0.00084	-0.00172	41.58891	0.00007
Mean	**0.00023**	**0.12211**	**-0.00038**	**0.00058**	**0.00035**	**0.00083**	**0.00037**	**41.64782**	**0.00028**
%RSD	147.06165	1.32125	53.14007	102.38339	9.59929	1.17349	803.83416	0.20005	107.19200

	Co	Cr	Cu	Fe	K	Li	Mg	Mn	Mo
	ppm	ppm	ppm	ppm	ppm	ppm	ppm	ppm	ppm
#1	0.00012	0.00148	-0.00254	-0.00246	38.84688	0.48920	40.43451	0.00159	-0.00033
#2	0.00001	0.00065	-0.00202	-0.00302	39.07044	0.49208	40.44915	0.00159	-0.00067
Mean	**0.00007**	**0.00106**	**-0.00228**	**-0.00274**	**38.95866**	**0.49064**	**40.44183**	**0.00159**	**-0.00050**
%RSD	113.25546	55.03901	16.30821	14.33920	0.40575	0.41498	0.02559	0.00000	47.77319

	Na	Ni	P	Pb I	Pb II	S	Sb	Se I	Se II
	ppm	ppm	ppm	ppm	ppm	ppm	ppm	ppm	ppm
#1	38.58420	0.00047	0.00602	0.00724	-0.00229	-0.00797	0.00067	-0.00435	-0.00336
#2	38.79189	0.00035	0.00875	0.00229	-0.00014	-0.00797	-0.00150	0.00076	0.00038
Mean	**38.68804**	**0.00041**	**0.00739**	**0.00476**	**-0.00122**	**-0.00797**	**-0.00042**	**-0.00180**	**-0.00149**
%RSD	0.37959	19.86906	26.13224	73.51271	124.73441	0.00000	366.33814	201.44704	177.44216

	Si	Sn	Sr	Th	Ti	Tl	U	V	Zn
	ppm	ppm	ppm	ppm	ppm	ppm	ppm	ppm	ppm
#1	0.01520	-0.00120	0.00026	0.02286	0.00009	0.00252	0.00576	-0.00013	0.00135
#2	0.01256	0.00708	0.00023	0.01428	-0.00007	-0.00041	-0.00731	0.00040	0.00095
Mean	**0.01388**	**0.00294**	**0.00025**	**0.01857**	**0.00001**	**0.00106**	**-0.00077**	**0.00013**	**0.00115**
%RSD	13.43865	198.88702	5.90002	32.68621	1477.49824	196.11724	1194.38310	279.01500	24.72388

	Zr	Pb	Se
	ppm	calc	calc
#1	-0.00182	0.00089	-0.00369
#2	-0.00137	0.00067	0.00051
Mean	**-0.00160**	**0.00078**	**-0.00159**
%RSD	20.02368	19.98751	186.45296

ted: 10/8/2008 16:09:16 User: ROY FRENCH
Method : Paragon File : 081008A Printed : 10/8/2008 16:08:42
SampleId1 : 0810030-4 SampleId2 : [SAMPLE]
Analysis commenced : 10/8/2008 11:10:23
Dilution ratio : 1.00000 to 1.00000 Tray : Position : TUBE14

Final concentrations

	Ag	**Al**	**As**	**B**	**Ba**	**Be**	**Bi**	**Ca**	**Cd**
	ppm	ppm	ppm	ppm	ppm	ppm	ppm	ppm	ppm
#1	0.00016	0.22026	-0.00217	0.04845	0.04605	0.00091	0.00043	47.44652	0.00021
#2	0.00046	0.22281	0.00130	0.04828	0.04605	0.00090	0.00185	47.26390	0.00047
Mean	**0.00031**	**0.22154**	**-0.00043**	**0.04837**	**0.04605**	**0.00091**	**0.00114**	**47.35521**	**0.00034**
%RSD	67.80086	0.81540	566.71196	0.24709	0.00000	1.17339	88.32683	0.27270	54.67977

	Co	**Cr**	**Cu**	**Fe**	**K**	**Li**	**Mg**	**Mn**	**Mo**
	ppm	ppm	ppm	ppm	ppm	ppm	ppm	ppm	ppm
#1	-0.00030	0.00116	0.00183	0.14240	2.09869	0.01537	24.90090	0.01897	0.00009
#2	0.00061	0.00101	0.00220	0.14208	2.09146	0.01536	24.89594	0.01891	0.00005
Mean	**0.00015**	**0.00109**	**0.00201**	**0.14224**	**2.09507**	**0.01537**	**24.89842**	**0.01894**	**0.00007**
%RSD	414.34040	10.02507	13.10048	0.15820	0.24403	0.03712	0.01408	0.21489	42.62379

	Na	**Ni**	**P**	**Pb I**	**Pb II**	**S**	**Sb**	**Se I**	**Se II**
	ppm	ppm	ppm	ppm	ppm	ppm	ppm	ppm	ppm
#1	13.45952	0.00071	0.03457	-0.00056	0.00092	44.78941	0.00149	0.00434	0.00054
#2	13.47741	0.00012	0.02936	0.00250	-0.00040	44.69792	0.00104	-0.00791	0.00120
Mean	**13.46846**	**0.00042**	**0.03197**	**0.00097**	**0.00026**	**44.74367**	**0.00126**	**-0.00179**	**0.00087**
%RSD	0.09392	100.17312	11.53321	223.05965	354.62448	0.14459	25.35387	485.00062	53.65551

	Si	**Sn**	**Sr**	**Th**	**Ti**	**Tl**	**U**	**V**	**Zn**
	ppm	ppm	ppm	ppm	ppm	ppm	ppm	ppm	ppm
#1	1.45206	-0.00213	0.25492	0.02416	0.00121	-0.00270	0.00775	0.00105	0.01042
#2	1.44786	0.00121	0.25478	0.01814	0.00111	-0.00254	0.00305	0.00130	0.00981
Mean	**1.44996**	**-0.00046**	**0.25485**	**0.02115**	**0.00116**	**-0.00262**	**0.00540**	**0.00118**	**0.01011**
%RSD	0.20523	509.95919	0.03816	20.12150	6.62151	4.34914	61.59685	15.11986	4.22422

	Zr	**Pb**	**Se**
	ppm	calc	calc
#1	-0.00225	0.00043	0.00180
#2	-0.00185	0.00057	-0.00184
Mean	**-0.00205**	**0.00050**	**-0.00002**
%RSD	13.71006	19.48064	15237.29376

Method : Paragon File : 081008A Printed : 10/8/2008 16:08:42
SampleId1 : 0810030-5 SampleId2 : [SAMPLE]
Analysis commenced : 10/8/2008 11:12:19
Dilution ratio : 1.00000 to 1.00000 Tray : Position : TUBE15

Final concentrations

	Ag	Al	As	B	Ba	Be	Bi	Ca	Cd
	ppm	ppm	ppm	ppm	ppm	ppm	ppm	ppm	ppm
#1	0.00034	0.22622	0.00015	0.04668	0.04608	0.00077	0.00114	45.50091	0.00021
#2	-0.00043	0.22815	-0.00226	0.04646	0.04615	0.00080	0.00114	45.27229	0.00052
Mean	**-0.00004**	**0.22718**	**-0.00106**	**0.04657**	**0.04611**	**0.00078**	**0.00114**	**45.38660**	**0.00036**
%RSD	1267.81395	0.59942	160.82412	0.32077	0.10880	2.74096	0.12953	0.35617	60.93804

	Co	Cr	Cu	Fe	K	Li	Mg	Mn	Mo
	ppm	ppm	ppm	ppm	ppm	ppm	ppm	ppm	ppm
#1	0.00018	0.00083	0.00294	0.13524	2.04479	0.01521	24.36349	0.01833	0.00064
#2	0.00002	0.00049	0.00257	0.13492	2.03822	0.01524	24.37770	0.01822	-0.00037
Mean	**0.00010**	**0.00066**	**0.00276**	**0.13508**	**2.04150**	**0.01522**	**24.37060**	**0.01828**	**0.00013**
%RSD	110.30202	36.24323	9.45065	0.16658	0.22765	0.10304	0.04123	0.44535	537.21942

	Na	Ni	P	Pb I	Pb II	S	Sb	Se I	Se II
	ppm	ppm	ppm	ppm	ppm	ppm	ppm	ppm	ppm
#1	13.45216	0.00081	0.03581	-0.00180	0.00046	43.70822	0.00240	0.00325	0.00776
#2	13.51043	0.00074	0.02861	0.00087	-0.00067	43.74414	-0.00023	0.00369	0.01045
Mean	**13.48129**	**0.00078**	**0.03221**	**-0.00047**	**-0.00011**	**43.72618**	**0.00108**	**0.00347**	**0.00910**
%RSD	0.30563	5.96566	15.80408	406.58488	759.32338	0.05809	171.76690	9.07843	20.90965

	Si	Sn	Sr	Th	Ti	Tl	U	V	Zn
	ppm	ppm	ppm	ppm	ppm	ppm	ppm	ppm	ppm
#1	1.40148	0.00601	0.25244	0.01841	0.00109	0.00241	0.00358	0.00097	0.01283
#2	1.40615	0.00561	0.25287	0.01688	0.00074	-0.00108	-0.00008	0.00029	0.01243
Mean	**1.40381**	**0.00581**	**0.25265**	**0.01765**	**0.00092**	**0.00066**	**0.00175**	**0.00063**	**0.01263**
%RSD	0.23490	4.86772	0.11932	6.15629	26.96479	372.22666	148.16595	75.38404	2.25492

	Zr	Pb	Se
	ppm	calc	calc
#1	-0.00182	-0.00029	0.00626
#2	-0.00199	-0.00016	0.00820
Mean	**-0.00190**	**-0.00023**	**0.00723**
%RSD	6.46194	42.81873	19.01847

Method : Paragon File : 081008A Printed : 10/8/2008 16:08:43
SampleId1 : 0810030-6 **SampleId2 :** **[SAMPLE]**
Analysis commenced : 10/8/2008 11:14:14
Dilution ratio : 1.00000 to 1.00000 Tray : Position : TUBE16

Final concentrations

	Ag	Al	As	B	Ba	Be	Bi	Ca	Cd
	ppm	ppm	ppm	ppm	ppm	ppm	ppm	ppm	ppm
#1	0.00112	0.22727	0.00005	0.04756	0.04629	0.00088	0.00216	46.62784	0.00043
#2	0.00058	0.22529	-0.00169	0.04723	0.04608	0.00088	-0.00140	46.63091	0.00035
Mean	**0.00085**	**0.22628**	**-0.00082**	**0.04739**	**0.04618**	**0.00088**	**0.00038**	**46.62937**	**0.00039**
%RSD	44.41056	0.61794	149.88248	0.50431	0.32590	0.03736	667.84745	0.00465	15.19250

	Co	Cr	Cu	Fe	K	Li	Mg	Mn	Mo

	ppm	ppm	ppm	ppm	ppm	ppm	ppm	ppm	ppm
#1	0.00034	0.00098	0.00182	0.12800	2.05711	0.01521	24.64540	0.01799	0.00001
#2	0.00002	0.00085	0.00183	0.12808	2.05744	0.01524	24.72406	0.01799	0.00018
Mean	**0.00018**	**0.00091**	**0.00183**	**0.12804**	**2.05728**	**0.01522**	**24.68473**	**0.01799**	**0.00009**
%RSD	124.32628	9.72493	0.19104	0.04393	0.01130	0.13115	0.22533	0.00000	131.00945

	Na	**Ni**	**P**	**Pb I**	**Pb II**	**S**	**Sb**	**Se I**	**Se II**
	ppm	ppm	ppm	ppm	ppm	ppm	ppm	ppm	ppm
#1	13.41164	0.00163	0.03259	0.00487	-0.00033	46.28340	0.00167	0.00332	-0.00052
#2	13.44667	0.00055	0.03432	0.00386	0.00068	46.55162	-0.00123	0.00152	-0.00307
Mean	**13.42915**	**0.00109**	**0.03346**	**0.00437**	**0.00017**	**46.41751**	**0.00022**	**0.00242**	**-0.00180**
%RSD	0.18447	70.27227	3.67326	16.27138	408.30396	0.40859	928.88059	52.69910	100.71301

	Si	**Sn**	**Sr**	**Th**	**Ti**	**Tl**	**U**	**V**	**Zn**
	ppm	ppm	ppm	ppm	ppm	ppm	ppm	ppm	ppm
#1	1.41134	0.00227	0.25463	0.02820	0.00111	-0.00807	0.01508	0.00144	0.01505
#2	1.42633	0.00561	0.25423	0.02029	0.00091	0.00623	0.00619	0.00113	0.01444
Mean	**1.41883**	**0.00394**	**0.25443**	**0.02425**	**0.00101**	**-0.00092**	**0.01064**	**0.00129**	**0.01475**
%RSD	0.74721	59.85824	0.11276	23.06370	13.59768	1101.44479	59.07168	16.92517	2.89736

	Zr	**Pb**	**Se**
	ppm	calc	calc
#1	-0.00233	0.00140	0.00076
#2	-0.00206	0.00174	-0.00155
Mean	**-0.00219**	**0.00157**	**-0.00039**
%RSD	8.76374	15.13880	416.40100

Method : Paragon File : 081008A Printed : 10/8/2008 16:08:43
SampleId1 : 0810030-10 **SampleId2 :** **[SAMPLE]**
Analysis commenced : 10/8/2008 11:16:09
Dilution ratio : 1.00000 to 1.00000 Tray : Position : TUBE17

Final concentrations

	Ag	**Al**	**As**	**B**	**Ba**	**Be**	**Bi**	**Ca**	**Cd**
	ppm	ppm	ppm	ppm	ppm	ppm	ppm	ppm	ppm
#1	-0.00084	0.27524	-0.00390	0.04938	0.04780	0.00115	-0.00191	47.82444	0.00017
#2	-0.00012	0.27114	-0.00217	0.04892	0.04775	0.00118	-0.00100	47.58416	0.00001
Mean	**-0.00048**	**0.27319**	**-0.00303**	**0.04915**	**0.04778**	**0.00116**	**-0.00145**	**47.70430**	**0.00009**
%RSD	106.56368	1.05931	40.41611	0.66869	0.07000	1.79721	44.32752	0.35616	131.88110

	Co	**Cr**	**Cu**	**Fe**	**K**	**Li**	**Mg**	**Mn**	**Mo**
	ppm	ppm	ppm	ppm	ppm	ppm	ppm	ppm	ppm
#1	-0.00067	0.00028	0.00450	0.14661	2.11791	0.01570	25.40966	0.02219	-0.00008
#2	-0.00088	0.00031	0.00421	0.14606	2.12251	0.01576	25.41858	0.02202	-0.00092
Mean	**-0.00077**	**0.00030**	**0.00436**	**0.14633**	**2.12021**	**0.01573**	**25.41412**	**0.02210**	**-0.00050**
%RSD	19.42374	7.68550	4.71000	0.26912	0.15345	0.29010	0.02484	0.55238	119.43307

	Na	**Ni**	**P**	**Pb I**	**Pb II**	**S**	**Sb**	**Se I**	**Se II**
	ppm	ppm	ppm	ppm	ppm	ppm	ppm	ppm	ppm

#1	14.06615	0.00084	0.02861	-0.00184	0.00085	31.98414	0.00050	-0.00465	-0.00287
#2	14.14713	0.00014	0.03656	-0.00120	0.00189	32.03924	-0.00187	-0.00331	0.00205
Mean	**14.10664**	**0.00049**	**0.03259**	**-0.00152**	**0.00137**	**32.01169**	**-0.00069**	**-0.00398**	**-0.00041**
%RSD	0.40591	101.65067	17.23972	29.85001	53.37996	0.12170	243.83260	23.72269	850.59206

	Si	**Sn**	**Sr**	**Th**	**Ti**	**Tl**	**U**	**V**	**Zn**
	ppm	ppm	ppm	ppm	ppm	ppm	ppm	ppm	ppm
#1	1.47471	0.00414	0.25970	0.03416	0.00114	-0.00652	0.00043	0.00086	0.00901
#2	1.47717	0.00187	0.25925	0.03219	0.00102	0.00322	-0.01107	0.00069	0.00880
Mean	**1.47594**	**0.00301**	**0.25947**	**0.03318**	**0.00108**	**-0.00165**	**-0.00532**	**0.00077**	**0.00891**
%RSD	0.11765	53.34207	0.12183	4.19704	7.63037	417.92219	152.89520	15.37718	1.59912

	Zr	**Pb**	**Se**
	ppm	calc	calc
#1	-0.00339	-0.00004	-0.00346
#2	-0.00327	0.00086	0.00027
Mean	**-0.00333**	**0.00041**	**-0.00160**
%RSD	2.42853	156.47167	164.97718

Method : Paragon File : 081008A Printed : 10/8/2008 16:08:43
SampleId1 : 0810030-11 **SampleId2 :** **[SAMPLE]**
Analysis commenced : 10/8/2008 11:18:04
Dilution ratio : 1.00000 to 1.00000 Tray : Position : TUBE18

Final concentrations

	Ag	**Al**	**As**	**B**	**Ba**	**Be**	**Bi**	**Ca**	**Cd**
	ppm	ppm	ppm	ppm	ppm	ppm	ppm	ppm	ppm
#1	-0.00008	0.26404	-0.00226	0.04685	0.04662	0.00090	0.00165	46.71959	0.00037
#2	0.00005	0.26656	-0.00544	0.04727	0.04657	0.00094	0.00612	46.57622	0.00029
Mean	**-0.00002**	**0.26530**	**-0.00385**	**0.04706**	**0.04660**	**0.00092**	**0.00389**	**46.64790**	**0.00033**
%RSD	517.80179	0.67281	58.34751	0.63491	0.07178	3.37274	81.29528	0.21732	17.66732

	Co	**Cr**	**Cu**	**Fe**	**K**	**Li**	**Mg**	**Mn**	**Mo**
	ppm	ppm	ppm	ppm	ppm	ppm	ppm	ppm	ppm
#1	0.00013	0.00124	0.00627	0.13754	2.05695	0.01516	24.58227	0.01862	0.00018
#2	-0.00003	0.00101	0.00628	0.13707	2.05383	0.01521	24.61631	0.01856	-0.00004
Mean	**0.00005**	**0.00113**	**0.00628**	**0.13730**	**2.05539**	**0.01519**	**24.59929**	**0.01859**	**0.00007**
%RSD	230.84838	14.57297	0.03597	0.24582	0.10741	0.25355	0.09785	0.21888	213.11885

	Na	**Ni**	**P**	**Pb I**	**Pb II**	**S**	**Sb**	**Se I**	**Se II**
	ppm	ppm	ppm	ppm	ppm	ppm	ppm	ppm	ppm
#1	13.45586	0.00065	0.03110	0.00390	-0.00032	40.16608	0.00103	-0.00438	0.00270
#2	13.52092	0.00050	0.03879	0.00507	-0.00045	40.29315	0.00303	0.00338	-0.00366
Mean	**13.48839**	**0.00057**	**0.03495**	**0.00449**	**-0.00039**	**40.22962**	**0.00203**	**-0.00050**	**-0.00048**
%RSD	0.34109	18.22867	15.57398	18.41949	24.05497	0.22334	69.41355	1094.07252	937.79774

	Si	**Sn**	**Sr**	**Th**	**Ti**	**Tl**	**U**	**V**	**Zn**
	ppm	ppm	ppm	ppm	ppm	ppm	ppm	ppm	ppm
#1	1.41101	0.00227	0.25442	0.01832	0.00111	0.00583	0.01037	0.00113	0.01384

#2	1.41279	0.00508	0.25448	0.02260	0.00108	0.00315	0.00462	0.00116	0.01122
Mean	**1.41190**	**0.00368**	**0.25445**	**0.02046**	**0.00109**	**0.00449**	**0.00750**	**0.00115**	**0.01253**
%RSD	0.08931	53.93178	0.01529	14.76889	2.50738	42.28632	54.24717	1.71605	14.77474

	Zr	**Pb**	**Se**
	ppm	calc	calc
#1	-0.00179	0.00109	0.00035
#2	-0.00213	0.00139	-0.00132
Mean	**-0.00196**	**0.00124**	**-0.00049**
%RSD	12.20515	17.24819	241.61732

Method : Paragon File : 081008A Printed : 10/8/2008 16:08:44
SampleId1 : 0810030-12 **SampleId2 :** **[SAMPLE]**
Analysis commenced : 10/8/2008 11:20:00
Dilution ratio : 1.00000 to 1.00000 Tray : Position : TUBE19

Final concentrations

	Ag	**Al**	**As**	**B**	**Ba**	**Be**	**Bi**	**Ca**	**Cd**
	ppm	ppm	ppm	ppm	ppm	ppm	ppm	ppm	ppm
#1	0.00005	0.25389	0.00043	0.04769	0.04686	0.00102	0.00215	47.37311	0.00012
#2	-0.00054	0.25300	-0.00746	0.04714	0.04697	0.00105	0.00225	47.11378	0.00009
Mean	**-0.00024**	**0.25345**	**-0.00352**	**0.04742**	**0.04691**	**0.00103**	**0.00220**	**47.24345**	**0.00010**
%RSD	170.81214	0.24625	158.89241	0.81913	0.17823	2.00593	3.09798	0.38814	23.31713

	Co	**Cr**	**Cu**	**Fe**	**K**	**Li**	**Mg**	**Mn**	**Mo**
	ppm	ppm	ppm	ppm	ppm	ppm	ppm	ppm	ppm
#1	0.00034	0.00062	0.00361	0.13078	2.07256	0.01536	24.95643	0.01816	-0.00067
#2	-0.00024	0.00047	0.00362	0.13118	2.07486	0.01538	24.91775	0.01805	0.00022
Mean	**0.00005**	**0.00055**	**0.00362**	**0.13098**	**2.07371**	**0.01537**	**24.93709**	**0.01810**	**-0.00023**
%RSD	827.06940	19.12055	0.18164	0.21473	0.07844	0.11133	0.10966	0.44959	278.02143

	Na	**Ni**	**P**	**Pb I**	**Pb II**	**S**	**Sb**	**Se I**	**Se II**
	ppm	ppm	ppm	ppm	ppm	ppm	ppm	ppm	ppm
#1	13.65663	0.00050	0.03581	-0.00186	0.00135	28.03217	-0.00051	-0.00105	0.00316
#2	13.67023	0.00037	0.02688	-0.00105	0.00190	27.95782	0.00231	-0.00049	0.00665
Mean	**13.66343**	**0.00043**	**0.03135**	**-0.00145**	**0.00162**	**27.99500**	**0.00090**	**-0.00077**	**0.00490**
%RSD	0.07040	21.41787	20.16261	39.50928	23.78869	0.18779	221.08717	51.34814	50.21155

	Si	**Sn**	**Sr**	**Th**	**Ti**	**Tl**	**U**	**V**	**Zn**
	ppm	ppm	ppm	ppm	ppm	ppm	ppm	ppm	ppm
#1	1.44575	0.00414	0.25640	0.02534	0.00099	0.00241	-0.00008	0.00052	0.01021
#2	1.44057	-0.00053	0.25633	0.02095	0.00061	0.00078	-0.01681	0.00055	0.00860
Mean	**1.44316**	**0.00181**	**0.25636**	**0.02314**	**0.00080**	**0.00159**	**-0.00845**	**0.00053**	**0.00941**
%RSD	0.25396	182.81204	0.02087	13.40261	33.63743	72.39837	140.07383	3.73864	12.10844

	Zr	**Pb**	**Se**
	ppm	calc	calc
#1	-0.00258	0.00028	0.00176
#2	-0.00260	0.00092	0.00427

Mean	**-0.00259**	**0.00060**	**0.00301NCH**
%RSD	0.55108	75.04859	58.87635

Method : Paragon File : 081008A Printed : 10/8/2008 16:08:44
SampleId1 : 0810030-16 **SampleId2 :** **[SAMPLE]**
Analysis commenced : 10/8/2008 11:21:55
Dilution ratio : 1.00000 to 1.00000 Tray : Position : TUBE20

Final concentrations

	Ag	**Al**	**As**	**B**	**Ba**	**Be**	**Bi**	**Ca**	**Cd**
	ppm	ppm	ppm	ppm	ppm	ppm	ppm	ppm	ppm
#1	-0.00002	0.27201	-0.00303	0.04596	0.04726	0.00094	-0.00078	46.43007	0.00025
#2	0.00111	0.27033	0.00111	0.04613	0.04730	0.00091	0.00156	46.58184	0.00027
Mean	**0.00054**	**0.27117**	**-0.00096**	**0.04604**	**0.04728**	**0.00093**	**0.00039**	**46.50596**	**0.00026**
%RSD	147.53239	0.43918	304.30448	0.25956	0.07074	2.30805	429.33568	0.23076	4.56647

	Co	**Cr**	**Cu**	**Fe**	**K**	**Li**	**Mg**	**Mn**	**Mo**
	ppm	ppm	ppm	ppm	ppm	ppm	ppm	ppm	ppm
#1	0.00034	0.00064	0.00583	0.14725	2.01587	0.01496	24.21941	0.02144	0.00022
#2	0.00061	0.00175	0.00649	0.14773	2.01669	0.01493	24.22866	0.02150	-0.00020
Mean	**0.00048**	**0.00120**	**0.00616**	**0.14749**	**2.01628**	**0.01495**	**24.22404**	**0.02147**	**0.00001**
%RSD	39.61839	66.02478	7.59220	0.22887	0.02881	0.12404	0.02701	0.18956	4448.56529

	Na	**Ni**	**P**	**Pb I**	**Pb II**	**S**	**Sb**	**Se I**	**Se II**
	ppm	ppm	ppm	ppm	ppm	ppm	ppm	ppm	ppm
#1	12.97001	0.00084	0.03408	-0.00045	0.00059	43.94660	0.00077	0.00069	0.00185
#2	12.95407	0.00110	0.02737	0.00340	-0.00242	43.87476	0.00212	-0.00148	-0.00012
Mean	**12.96204**	**0.00097**	**0.03072**	**0.00148**	**-0.00091**	**43.91068**	**0.00144**	**-0.00039**	**0.00086**
%RSD	0.08698	19.04288	15.42739	184.38751	231.98853	0.11570	66.13081	388.37552	161.28862

	Si	**Sn**	**Sr**	**Th**	**Ti**	**Tl**	**U**	**V**	**Zn**
	ppm	ppm	ppm	ppm	ppm	ppm	ppm	ppm	ppm
#1	1.54415	0.00174	0.25122	0.02164	0.00121	0.00007	0.01611	0.00102	0.00961
#2	1.55378	0.00201	0.25100	0.02119	0.00110	0.00438	0.02709	0.00167	0.01082
Mean	**1.54897**	**0.00187**	**0.25111**	**0.02141**	**0.00116**	**0.00222**	**0.02160**	**0.00135**	**0.01021**
%RSD	0.43991	10.08263	0.06196	1.49343	7.11829	137.20480	35.93230	33.80182	8.36516

	Zr	**Pb**	**Se**
	ppm	calc	calc
#1	-0.00189	0.00024	0.00146
#2	-0.00181	-0.00048	-0.00057
Mean	**-0.00185**	**-0.00012**	**0.00044**
%RSD	3.04256	430.33617	323.74882

Method : Paragon File : 081008A Printed : 10/8/2008 16:08:44
SampleId1 : CCV **SampleId2 :** **[CV]**
Analysis commenced : 10/8/2008 11:26:53
Dilution ratio : 1.00000 to 1.00000 Tray : Position : STD6

Final concentrations **9:16** **User: ROY FRENCH**

	Ag	Al	As	B	Ba	Be	Bi	Ca	Cd
	ppm	ppm	ppm	ppm	ppm	ppm	ppm	ppm	ppm
#1	0.19985	51.38886	0.49226	1.03680	1.01880	0.48702	0.50195	54.75959	0.51970
#2	0.19986	51.41364	0.48540	1.03214	1.02358	0.47699	0.49739	53.41809	0.51041
Mean	**0.19985**	**51.40125**	**0.48883**	**1.03447**	**1.02119**	**0.48201**	**0.49967**	**54.08884**	**0.51505**
%RSD	0.00154	0.03408	0.99227	0.31891	0.33107	1.47270	0.64564	1.75375	1.27502

	Co	Cr	Cu	Fe	K	Li	Mg	Mn	Mo
	ppm	ppm	ppm	ppm	ppm	ppm	ppm	ppm	ppm
#1	0.49248	1.01194	0.96887	20.37606	49.35834	0.50968	51.37048	0.95888	0.99806
#2	0.48369	0.99363	0.97271	20.00733	49.75161	0.51480	50.85161	0.94194	0.98453
Mean	**0.48808**	**1.00279**	**0.97079**	**20.19169**	**49.55497**	**0.51224**	**51.11104**	**0.95041**	**0.99130**
%RSD	1.27255	1.29144	0.27968	1.29127	0.56117	0.70639	0.71785	1.26061	0.96508

	Na	Ni	P	Pb I	Pb II	S	Sb	Se I	Se II
	ppm	ppm	ppm	ppm	ppm	ppm	ppm	ppm	ppm
#1	49.30280	1.01505	5.11368	0.99686	1.07155	5.10299	0.50249	0.95970	1.01591
#2	49.58012	0.99564	5.08062	0.99225	1.03794	5.05205	0.50263	0.97261	0.99135
Mean	**49.44146**	**1.00535**	**5.09715**	**0.99455**	**1.05475**	**5.07752**	**0.50256**	**0.96616**	**1.00363**
%RSD	0.39661	1.36525	0.45871	0.32814	2.25329	0.70943	0.01921	0.94489	1.73070

	Si	Sn	Sr	Th	Ti	Tl	U	V	Zn
	ppm	ppm	ppm	ppm	ppm	ppm	ppm	ppm	ppm
#1	4.92263	1.04253	0.47302	0.29336	0.46395	0.51440	4.93948	0.49508	0.99920
#2	4.88199	1.02608	0.47258	0.28178	0.45866	0.51898	4.97160	0.48897	0.95921
Mean	**4.90231**	**1.03430**	**0.47280**	**0.28757**	**0.46130**	**0.51669**	**4.95554**	**0.49203**	**0.97920**
%RSD	0.58618	1.12496	0.06526	2.84567	0.81159	0.62572	0.45823	0.87802	2.88752

	Zr	Pb	Se
	ppm	calc	calc
#1	0.98503	1.04668	0.99720
#2	0.97816	1.02273	0.98511
Mean	**0.98159**	**1.03470**	**0.99115**
%RSD	0.49502	1.63709	0.86219

Method : Paragon File : 081008A Printed : 10/8/2008 16:08:44
SampleId1 : CCB **SampleId2 :** **[CB]**
Analysis commenced : 10/8/2008 11:28:59
Dilution ratio : 1.00000 to 1.00000 Tray : Position : STD2

Final concentrations

	Ag	Al	As	B	Ba	Be	Bi	Ca	Cd
	ppm	ppm	ppm	ppm	ppm	ppm	ppm	ppm	ppm
#1	0.00030	0.14597	-0.00409	-0.00018	0.00021	0.00088	-0.00101	-0.02587	0.00018
#2	-0.00031	0.14876	-0.00024	0.00067	0.00018	0.00091	0.00163	-0.02875	0.00024
Mean	**-0.00001**	**0.14736**	**-0.00217**	**0.00025**	**0.00019**	**0.00090**	**0.00031**	**-0.02731**	**0.00021**
%RSD	7214.13457	1.33842	125.75277	243.28742	8.58920	2.28128	596.83069	7.45968	20.28085

ted: 10/8/2008 16:09:16 User: ROY FRENCH

	Co	Cr	Cu	Fe	K	Li	Mg	Mn	Mo
	ppm	ppm	ppm	ppm	ppm	ppm	ppm	ppm	ppm
#1	0.00023	0.00047	-0.00306	-0.00445	0.18310	0.00539	-0.03102	0.00015	-0.00037
#2	-0.00036	0.00057	-0.00306	-0.00501	0.16637	0.00535	-0.03135	0.00009	0.00043
Mean	**-0.00007**	**0.00052**	**-0.00306**	**-0.00473**	**0.17474**	**0.00537**	**-0.03118**	**0.00012**	**0.00003**
%RSD	624.78402	14.04835	0.03357	8.31613	6.76915	0.58494	0.74173	33.66728	2038.82810

	Na	Ni	P	Pb I	Pb II	S	Sb	Se I	Se II
	ppm	ppm	ppm	ppm	ppm	ppm	ppm	ppm	ppm
#1	0.15876	0.00022	0.01074	0.00097	0.00011	-0.00797	-0.00050	-0.00911	0.00189
#2	0.15661	-0.00024	-0.00093	-0.00029	0.00223	0.00472	-0.00141	-0.00237	0.00465
Mean	**0.15769**	**-0.00001**	**0.00491**	**0.00034**	**0.00117**	**-0.00163**	**-0.00096**	**-0.00574**	**0.00327**
%RSD	0.96508	3366.40727	168.14164	263.95591	128.52357	550.93762	66.74548	82.93832	59.64025

	Si	Sn	Sr	Th	Ti	Tl	U	V	Zn
	ppm	ppm	ppm	ppm	ppm	ppm	ppm	ppm	ppm
#1	0.00991	0.00281	-0.00013	0.03862	-0.00014	-0.00334	-0.00678	-0.00008	0.00095
#2	0.00780	-0.00013	-0.00015	0.02770	-0.00064	0.00203	-0.00417	0.00009	0.00055
Mean	**0.00886**	**0.00134**	**-0.00014**	**0.03316**	**-0.00039**	**-0.00065**	**-0.00548**	**0.00001**	**0.00075**
%RSD	16.77912	154.80702	10.07971	23.30182	89.62245	580.45640	33.74919	1429.13715	38.01602

	Zr	Pb	Se
	ppm	calc	calc
#1	-0.00274	0.00039	-0.00177
#2	-0.00227	0.00139	0.00231
Mean	**-0.00250**	**0.00089**	**0.00027**
%RSD	13.35074	78.98943	1079.33405

Method : Paragon File : 081008A Printed : 10/8/2008 16:08:45
SampleId1 : 0810030-17 SampleId2 : [SAMPLE]
Analysis commenced : 10/8/2008 11:31:07
Dilution ratio : 1.00000 to 1.00000 Tray : Position : TUBE21

Final concentrations

	Ag	Al	As	B	Ba	Be	Bi	Ca	Cd
	ppm	ppm	ppm	ppm	ppm	ppm	ppm	ppm	ppm
#1	-0.00060	0.27345	-0.00207	0.04980	0.04674	0.00103	-0.00018	47.73027	0.00014
#2	-0.00066	0.27745	-0.00554	0.04786	0.04702	0.00112	-0.00039	47.36953	0.00020
Mean	**-0.00063**	**0.27545**	**-0.00380**	**0.04883**	**0.04688**	**0.00107**	**-0.00029**	**47.54990**	**0.00017**
%RSD	5.82170	1.02862	64.45775	2.81447	0.42807	5.84483	51.48478	0.53645	23.34545

	Co	Cr	Cu	Fe	K	Li	Mg	Mn	Mo
	ppm	ppm	ppm	ppm	ppm	ppm	ppm	ppm	ppm
#1	-0.00067	0.00018	0.00502	0.13850	2.04676	0.01517	24.60772	0.01908	-0.00033
#2	-0.00088	0.00005	0.00481	0.13786	2.04610	0.01518	24.56773	0.01891	-0.00050
Mean	**-0.00078**	**0.00012**	**0.00491**	**0.13818**	**2.04643**	**0.01518**	**24.58772**	**0.01900**	**-0.00042**
%RSD	19.30145	75.61344	3.10002	0.32569	0.02271	0.05638	0.11501	0.64273	28.74108

	Na	Ni	P	Pb I	Pb II	S	Sb	Se I	Se II
	ppm	ppm	ppm	ppm	ppm	ppm	ppm	ppm	ppm
#1	13.00729	0.00040	0.03581	-0.00459	0.00384	45.06718	-0.00177	-0.00311	0.00047
#2	13.11362	-0.00022	0.03581	-0.00141	0.00303	44.97241	-0.00014	-0.00043	0.00625
Mean	**13.06045**	**0.00009**	**0.03581**	**-0.00300**	**0.00344**	**45.01979**	**-0.00096**	**-0.00177**	**0.00336**
%RSD	0.57564	496.50227	0.00000	74.82710	16.77604	0.14886	120.76355	107.22022	121.47304

	Si	Sn	Sr	Th	Ti	Tl	U	V	Zn
	ppm	ppm	ppm	ppm	ppm	ppm	ppm	ppm	ppm
#1	1.55516	0.00067	0.25249	0.02810	0.00111	0.00144	-0.00270	0.00057	0.01424
#2	1.54997	-0.00133	0.25264	0.02317	0.00069	-0.00190	-0.01525	-0.00010	0.01404
Mean	**1.55256**	**-0.00033**	**0.25256**	**0.02564**	**0.00090**	**-0.00023**	**-0.00897**	**0.00024**	**0.01414**
%RSD	0.23657	430.29948	0.04235	13.61019	33.05811	1012.42567	98.87216	198.72291	1.00704

	Zr	Pb	Se
	ppm	calc	calc
#1	-0.00285	0.00103	-0.00072
#2	-0.00263	0.00155	0.00403
Mean	**-0.00274**	**0.00129**	**0.00165**
%RSD	5.71512	28.16037	202.83092

Method : Paragon File : 081008A Printed : 10/8/2008 16:08:45
SampleId1 : 0810030-18 SampleId2 : [SAMPLE]
Analysis commenced : 10/8/2008 11:33:03
Dilution ratio : 1.00000 to 1.00000 Tray : Position : TUBE22

Final concentrations

	Ag	Al	As	B	Ba	Be	Bi	Ca	Cd
	ppm	ppm	ppm	ppm	ppm	ppm	ppm	ppm	ppm
#1	0.00046	0.26556	-0.00207	0.04896	0.04688	0.00094	0.00053	48.84191	0.00076
#2	-0.00012	0.26475	-0.00284	0.04837	0.04709	0.00099	-0.00008	48.51192	0.00049
Mean	**0.00017**	**0.26516**	**-0.00246**	**0.04866**	**0.04699**	**0.00096**	**0.00022**	**48.67691**	**0.00063**
%RSD	245.27093	0.21632	22.19060	0.85955	0.32033	3.25263	193.09693	0.47936	31.29021

	Co	Cr	Cu	Fe	K	Li	Mg	Mn	Mo
	ppm	ppm	ppm	ppm	ppm	ppm	ppm	ppm	ppm
#1	-0.00024	0.00127	0.00531	0.13309	2.02557	0.01509	24.74125	0.01891	0.00009
#2	-0.00030	0.00063	0.00502	0.13285	2.03641	0.01521	24.79182	0.01879	0.00098
Mean	**-0.00027**	**0.00095**	**0.00517**	**0.13297**	**2.03099**	**0.01515**	**24.76653**	**0.01885**	**0.00054**
%RSD	13.74702	48.12010	3.94481	0.12691	0.37757	0.54600	0.14438	0.43176	117.30238

	Na	Ni	P	Pb I	Pb II	S	Sb	Se I	Se II
	ppm	ppm	ppm	ppm	ppm	ppm	ppm	ppm	ppm
#1	12.79501	0.00087	0.03010	0.00163	0.00193	46.41751	-0.00078	0.00261	0.00198
#2	12.98479	0.00029	0.03681	0.00357	-0.00068	46.44367	0.00250	-0.00004	-0.00110
Mean	**12.88990**	**0.00058**	**0.03346**	**0.00260**	**0.00062**	**46.43059**	**0.00086**	**0.00128**	**0.00044**
%RSD	1.04109	71.88514	14.16828	52.67928	296.63736	0.03985	269.84543	145.47361	494.81894

	Si	Sn	Sr	Th	Ti	Tl	U	V	Zn

	ppm	ppm	ppm	ppm	ppm	ppm	ppm	ppm	ppm
#1	1.54694	0.00361	0.25402	0.02220	0.00098	-0.00189	0.00515	0.00116	0.01162
#2	1.54996	0.00041	0.25512	0.01792	0.00072	-0.00483	-0.00949	0.00088	0.01042
Mean	**1.54845**	**0.00201**	**0.25457**	**0.02006**	**0.00085**	**-0.00336**	**-0.00217**	**0.00102**	**0.01102**
%RSD	0.13807	112.85502	0.30371	15.11419	21.95482	61.71113	476.30043	19.37875	7.75370

	Zr	**Pb**	**Se**
	ppm	calc	calc
#1	-0.00220	0.00183	0.00219
#2	-0.00202	0.00073	-0.00075
Mean	**-0.00211**	**0.00128**	**0.00072**
%RSD	5.90034	60.45837	287.68363

Method : Paragon File : 081008A Printed : 10/8/2008 16:08:45
SampleId1 : 0810030-22 **SampleId2 :** **[SAMPLE]**
Analysis commenced : 10/8/2008 11:34:59
Dilution ratio : 1.00000 to 1.00000 Tray : Position : TUBE23

Final concentrations

	Ag	**Al**	**As**	**B**	**Ba**	**Be**	**Bi**	**Ca**	**Cd**
	ppm	ppm	ppm	ppm	ppm	ppm	ppm	ppm	ppm
#1	0.00029	0.27178	-0.00014	0.04668	0.04700	0.00094	0.00063	47.11455	0.00014
#2	0.00011	0.27020	0.00063	0.04676	0.04714	0.00099	-0.00008	47.02480	0.00036
Mean	**0.00020**	**0.27099**	**0.00024**	**0.04672**	**0.04707**	**0.00096**	**0.00027**	**47.06968**	**0.00025**
%RSD	64.31106	0.41184	225.54648	0.12790	0.21318	3.18101	183.04930	0.13482	60.44895

	Co	**Cr**	**Cu**	**Fe**	**K**	**Li**	**Mg**	**Mn**	**Mo**
	ppm	ppm	ppm	ppm	ppm	ppm	ppm	ppm	ppm
#1	0.00008	0.00088	0.00406	0.13555	2.03542	0.01513	24.42959	0.01856	0.00005
#2	0.00002	0.00062	0.00346	0.13508	2.03740	0.01518	24.44413	0.01851	-0.00042
Mean	**0.00005**	**0.00075**	**0.00376**	**0.13532**	**2.03641**	**0.01516**	**24.43686**	**0.01854**	**-0.00018**
%RSD	74.83289	24.77948	11.19196	0.24943	0.06847	0.20699	0.04208	0.21956	179.17727

	Na	**Ni**	**P**	**Pb I**	**Pb II**	**S**	**Sb**	**Se I**	**Se II**
	ppm	ppm	ppm	ppm	ppm	ppm	ppm	ppm	ppm
#1	13.34733	0.00076	0.04128	0.00182	0.00113	39.50161	0.00140	-0.00080	-0.00543
#2	13.43931	0.00099	0.03681	0.00325	0.00115	39.54720	0.00104	-0.00150	0.00060
Mean	**13.39332**	**0.00087**	**0.03904**	**0.00254**	**0.00114**	**39.52440**	**0.00122**	**-0.00115**	**-0.00241**
%RSD	0.48564	18.53429	8.09430	40.01057	1.35790	0.08157	21.13836	43.16914	176.79137

	Si	**Sn**	**Sr**	**Th**	**Ti**	**Tl**	**U**	**V**	**Zn**
	ppm	ppm	ppm	ppm	ppm	ppm	ppm	ppm	ppm
#1	1.50123	0.00454	0.25215	0.02342	0.00095	-0.00141	-0.00165	0.00083	0.00981
#2	1.50078	0.00241	0.25270	0.02684	0.00087	-0.00035	0.00201	0.00119	0.00941
Mean	**1.50101**	**0.00348**	**0.25242**	**0.02513**	**0.00091**	**-0.00088**	**0.00018**	**0.00101**	**0.00961**
%RSD	0.02123	43.45323	0.15217	9.62377	6.01767	85.13341	1455.21380	25.51433	2.96368

	Zr	**Pb**	**Se**
	ppm	calc	calc

#1	-0.00236	0.00136	-0.00389**NCH**
#2	-0.00255	0.00185	-0.00010
Mean	**-0.00246**	**0.00161**	**-0.00199**
%RSD	5.33982	21.66942	134.56189

Method : Paragon File : 081008A Printed : 10/8/2008 16:08:46
SampleId1 : 0810030-23 SampleId2 : [SAMPLE]
Analysis commenced : 10/8/2008 11:36:56
Dilution ratio : 1.00000 to 1.00000 Tray : Position : TUBE24

Final concentrations

	Ag	**Al**	**As**	**B**	**Ba**	**Be**	**Bi**	**Ca**	**Cd**
	ppm	ppm	ppm	ppm	ppm	ppm	ppm	ppm	ppm
#1	0.00036	0.26483	-0.00332	0.04866	0.04704	0.00113	0.00114	48.58646	0.00005
#2	-0.00088	0.25848	-0.00400	0.04706	0.04667	0.00108	-0.00517	47.17439	-0.00005
Mean	**-0.00026**	**0.26165**	**-0.00366**	**0.04786**	**0.04686**	**0.00110**	**-0.00202**	**47.88042**	**0.00000**
%RSD	334.39857	1.71699	13.02827	2.37220	0.57105	3.67027	221.19492	2.08537	3137.68286

	Co	**Cr**	**Cu**	**Fe**	**K**	**Li**	**Mg**	**Mn**	**Mo**
	ppm	ppm	ppm	ppm	ppm	ppm	ppm	ppm	ppm
#1	-0.00062	0.00091	0.00399	0.13046	2.06286	0.01521	24.82586	0.01805	-0.00071
#2	-0.00189	-0.00020	0.00311	0.12641	2.03017	0.01513	24.37671	0.01753	-0.00152
Mean	**-0.00125**	**0.00036**	**0.00355**	**0.12843**	**2.04652**	**0.01517**	**24.60129**	**0.01779**	**-0.00112**
%RSD	71.99199	221.63421	17.52687	2.23361	1.12980	0.37605	1.29099	2.05917	51.00403

	Na	**Ni**	**P**	**Pb I**	**Pb II**	**S**	**Sb**	**Se I**	**Se II**
	ppm	ppm	ppm	ppm	ppm	ppm	ppm	ppm	ppm
#1	13.28651	0.00019	0.03532	0.00045	0.00111	46.40442	0.00348	-0.00529	-0.00340
#2	13.27815	-0.00044	0.03830	-0.00998	0.00473	45.58363	-0.00450	-0.01634	0.00527
Mean	**13.28233**	**-0.00012**	**0.03681**	**-0.00476**	**0.00292**	**45.99403**	**-0.00051**	**-0.01081**	**0.00094**
%RSD	0.04451	354.10641	5.72372	154.87511	87.56246	1.26187	1108.73411	72.22409	655.41078

	Si	**Sn**	**Sr**	**Th**	**Ti**	**Tl**	**U**	**V**	**Zn**
	ppm	ppm	ppm	ppm	ppm	ppm	ppm	ppm	ppm
#1	1.52853	0.00121	0.25472	0.03855	0.00118	-0.00320	-0.00740	0.00052	0.01344
#2	1.50271	-0.00347	0.25228	0.03238	0.00091	-0.00484	-0.02622	-0.00030	0.01263
Mean	**1.51562**	**-0.00113**	**0.25350**	**0.03547**	**0.00104**	**-0.00402**	**-0.01681**	**0.00011**	**0.01303**
%RSD	1.20494	292.32594	0.68285	12.29784	17.87415	28.78236	79.16468	518.87086	4.37048

	Zr	**Pb**	**Se**
	ppm	calc	calc
#1	-0.00353	0.00089	-0.00403
#2	-0.00383	-0.00017	-0.00193
Mean	**-0.00368**	**0.00036**	**-0.00298**
%RSD	5.76650	207.56229	49.94085

Method : Paragon File : 081008A Printed : 10/8/2008 16:08:46
SampleId1 : 0810030-24 SampleId2 : [SAMPLE]
Analysis commenced : 10/8/2008 11:38:52

Dilution ratio : 1.00000 to 1.00000 Tray : Position : TUBE25

Final concentrations

	Ag	Al	As	B	Ba	Be	Bi	Ca	Cd
	ppm	ppm	ppm	ppm	ppm	ppm	ppm	ppm	ppm
#1	0.00041	0.26702	-0.00034	0.04613	0.04714	0.00103	-0.00059	47.00614	0.00036
#2	-0.00049	0.27531	0.00409	0.04494	0.04723	0.00110	0.00246	46.61481	0.00050
Mean	**-0.00004**	**0.27116**	**0.00188**	**0.04554**	**0.04719**	**0.00107**	**0.00094**	**46.81047**	**0.00043**
%RSD	1524.06778	2.16247	166.73536	1.83712	0.14176	4.90605	229.97598	0.59114	23.86844

	Co	Cr	Cu	Fe	K	Li	Mg	Mn	Mo
	ppm	ppm	ppm	ppm	ppm	ppm	ppm	ppm	ppm
#1	0.00056	0.00111	0.00375	0.13746	2.01258	0.01497	24.27129	0.01787	0.00056
#2	-0.00003	0.00091	0.00391	0.13691	2.01406	0.01508	24.26105	0.01776	-0.00059
Mean	**0.00026**	**0.00101**	**0.00383**	**0.13718**	**2.01332**	**0.01503**	**24.26617**	**0.01782**	**-0.00001**
%RSD	157.42025	14.42405	2.79552	0.28704	0.05194	0.51251	0.02985	0.45685	5598.26727

	Na	Ni	P	Pb I	Pb II	S	Sb	Se I	Se II
	ppm	ppm	ppm	ppm	ppm	ppm	ppm	ppm	ppm
#1	13.07257	0.00109	0.03085	0.00149	-0.00181	41.41437	0.00330	0.00229	-0.00150
#2	13.20796	0.00038	0.03159	-0.00308	0.00138	41.31004	0.00185	0.00299	0.00474
Mean	**13.14026**	**0.00074**	**0.03122**	**-0.00080**	**-0.00022**	**41.36221**	**0.00258**	**0.00264**	**0.00162**
%RSD	0.72853	67.70066	1.68690	405.45721	1037.15500	0.17836	39.98848	18.74759	272.06754

	Si	Sn	Sr	Th	Ti	Tl	U	V	Zn
	ppm	ppm	ppm	ppm	ppm	ppm	ppm	ppm	ppm
#1	1.48169	0.00588	0.25104	0.03412	0.00103	-0.00400	0.00828	0.00119	0.01203
#2	1.48236	0.00267	0.25104	0.03210	0.00095	0.00257	0.00253	0.00066	0.01102
Mean	**1.48203**	**0.00428**	**0.25104**	**0.03311**	**0.00099**	**-0.00071**	**0.00540**	**0.00092**	**0.01152**
%RSD	0.03198	52.97408	0.00000	4.31663	5.54572	651.24484	75.23562	40.68180	6.17913

	Zr	Pb	Se
	ppm	calc	calc
#1	-0.00302	-0.00071	-0.00024
#2	-0.00300	-0.00011	0.00416
Mean	**-0.00301**	**-0.00041**	**0.00196**
%RSD	0.48341	103.70463	158.47211

Method : Paragon File : 081008A Printed : 10/8/2008 16:08:46
SampleId1 : 0810030-28 SampleId2 : [SAMPLE]
Analysis commenced : 10/8/2008 11:40:48
Dilution ratio : 1.00000 to 1.00000 Tray : Position : TUBE26

Final concentrations

	Ag	Al	As	B	Ba	Be	Bi	Ca	Cd
	ppm	ppm	ppm	ppm	ppm	ppm	ppm	ppm	ppm
#1	-0.00054	0.29055	-0.00207	0.05386	0.04383	0.00112	-0.00232	51.45152	0.00052
#2	-0.00013	0.29714	-0.00380	0.05394	0.04395	0.00115	0.00266	51.20654	0.00076

Mean	**-0.00033**	**0.29384**	**-0.00294**	**0.05390**	**0.04389**	**0.00113**	**0.00017**	**51.32903**	**0.00064**
%RSD	87.91538	1.58444	41.74159	0.11086	0.19052	1.78248	2025.38507	0.33747	26.29915

	Co	**Cr**	**Cu**	**Fe**	**K**	**Li**	**Mg**	**Mn**	**Mo**
	ppm	ppm	ppm	ppm	ppm	ppm	ppm	ppm	ppm
#1	-0.00025	0.00021	0.00421	0.16070	2.56466	0.01655	28.00240	0.01897	0.00039
#2	-0.00014	0.00138	0.00465	0.15990	2.55463	0.01662	28.00835	0.01891	-0.00033
Mean	**-0.00020**	**0.00079**	**0.00443**	**0.16030**	**2.55965**	**0.01658**	**28.00537**	**0.01894**	**0.00003**
%RSD	38.45009	104.56012	7.05773	0.35101	0.27704	0.29236	0.01504	0.21489	1824.21980

	Na	**Ni**	**P**	**Pb I**	**Pb II**	**S**	**Sb**	**Se I**	**Se II**
	ppm	ppm	ppm	ppm	ppm	ppm	ppm	ppm	ppm
#1	17.30061	0.00051	0.02489	-0.00567	0.00222	48.48284	-0.00095	-0.00542	-0.00234
#2	17.37920	0.00032	0.03333	-0.00018	0.00230	48.26668	0.00021	-0.00657	-0.00457
Mean	**17.33990**	**0.00042**	**0.02911**	**-0.00293**	**0.00226**	**48.37476**	**-0.00037**	**-0.00600**	**-0.00346**
%RSD	0.32047	33.39105	20.50380	132.83765	2.40868	0.31595	223.69896	13.55099	45.65148

	Si	**Sn**	**Sr**	**Th**	**Ti**	**Tl**	**U**	**V**	**Zn**
	ppm	ppm	ppm	ppm	ppm	ppm	ppm	ppm	ppm
#1	1.68734	0.00494	0.35864	0.03427	0.00163	0.00225	-0.00794	0.00041	0.01847
#2	1.69332	0.00214	0.35818	0.03087	0.00174	-0.00449	-0.00324	0.00089	0.01807
Mean	**1.69033**	**0.00354**	**0.35841**	**0.03257**	**0.00169**	**-0.00112**	**-0.00559**	**0.00065**	**0.01827**
%RSD	0.25026	55.97687	0.08985	7.39184	4.55139	426.95606	59.52560	51.71584	1.55899

	Zr	**Pb**	**Se**
	ppm	calc	calc
#1	-0.00336	-0.00041	-0.00337
#2	-0.00284	0.00147	-0.00524
Mean	**-0.00310**	**0.00053**	**-0.00430**
%RSD	11.84607	249.29904	30.75544

Method : Paragon File : 081008A Printed : 10/8/2008 16:08:46
SampleId1 : 0810030-29 **SampleId2 :** **[SAMPLE]**
Analysis commenced : 10/8/2008 11:42:44
Dilution ratio : 1.00000 to 1.00000 Tray : Position : TUBE27

Final concentrations

	Ag	**Al**	**As**	**B**	**Ba**	**Be**	**Bi**	**Ca**	**Cd**
	ppm	ppm	ppm	ppm	ppm	ppm	ppm	ppm	ppm
#1	-0.00013	0.32416	0.00246	0.05044	0.04362	0.00106	0.00033	50.38658	0.00029
#2	0.00070	0.31504	-0.00265	0.05111	0.04378	0.00110	-0.00323	50.45154	0.00047
Mean	**0.00029**	**0.31960**	**-0.00010**	**0.05077**	**0.04370**	**0.00108**	**-0.00145**	**50.41906**	**0.00038**
%RSD	206.40366	2.01821	3778.90476	0.94148	0.26788	2.83428	173.67673	0.09110	33.05838

	Co	**Cr**	**Cu**	**Fe**	**K**	**Li**	**Mg**	**Mn**	**Mo**
	ppm	ppm	ppm	ppm	ppm	ppm	ppm	ppm	ppm
#1	0.00028	0.00124	0.00516	0.17048	2.46997	0.01640	27.50169	0.01908	-0.00020
#2	0.00007	0.00143	0.00539	0.17088	2.47950	0.01643	27.52353	0.01925	0.00136
Mean	**0.00018**	**0.00134**	**0.00528**	**0.17068**	**2.47474**	**0.01642**	**27.51261**	**0.01917**	**0.00058**

%RSD	85.33496	9.64975	2.97261	0.16484	0.27243	0.13895	0.05613	0.63694	191.54416

	Na	**Ni**	**P**	**Pb I**	**Pb II**	**S**	**Sb**	**Se I**	**Se II**
	ppm	ppm	ppm	ppm	ppm	ppm	ppm	ppm	ppm
#1	17.03947	0.00160	0.02837	0.00051	0.00047	53.19967	-0.00087	-0.00317	0.00153
#2	17.08369	0.00022	0.03631	0.00504	0.00143	53.49207	-0.00050	0.00042	-0.00156
Mean	**17.06158**	**0.00091**	**0.03234**	**0.00277**	**0.00095**	**53.34587**	**-0.00069**	**-0.00137**	**-0.00001**
%RSD	0.18325	107.19188	17.37205	115.30715	72.03364	0.38757	38.37715	185.22422	17113.06538

	Si	**Sn**	**Sr**	**Th**	**Ti**	**Tl**	**U**	**V**	**Zn**
	ppm	ppm	ppm	ppm	ppm	ppm	ppm	ppm	ppm
#1	1.67588	0.00387	0.35422	0.02973	0.00174	-0.00123	0.00512	0.00097	0.00941
#2	1.67633	-0.00040	0.35497	0.02761	0.00186	0.00235	0.00617	0.00137	0.01042
Mean	**1.67611**	**0.00174**	**0.35459**	**0.02867**	**0.00180**	**0.00056**	**0.00564**	**0.00117**	**0.00991**
%RSD	0.01890	173.69125	0.14997	5.21942	4.57171	452.86465	13.09832	23.67474	7.18340

	Zr	**Pb**	**Se**
	ppm	calc	calc
#1	-0.00289	0.00048	-0.00003
#2	-0.00245	0.00263	-0.00090
Mean	**-0.00267**	**0.00156**	**-0.00047**
%RSD	11.62818	97.69943	131.04187

Method : Paragon File : 081008A Printed : 10/8/2008 16:08:47
SampleId1 : 0810030-30 **SampleId2 :** **[SAMPLE]**
Analysis commenced : 10/8/2008 11:44:41
Dilution ratio : 1.00000 to 1.00000 Tray : Position : TUBE28

Final concentrations

	Ag	**Al**	**As**	**B**	**Ba**	**Be**	**Bi**	**Ca**	**Cd**
	ppm	ppm	ppm	ppm	ppm	ppm	ppm	ppm	ppm
#1	0.00071	0.29391	0.00034	0.05006	0.04376	0.00118	0.00134	50.50264	0.00037
#2	-0.00024	0.29836	-0.00371	0.05069	0.04373	0.00119	0.00286	50.11472	0.00024
Mean	**0.00023**	**0.29613**	**-0.00168**	**0.05037**	**0.04375**	**0.00118**	**0.00210**	**50.30868**	**0.00030**
%RSD	287.88730	1.06064	169.78424	0.88967	0.03823	0.89229	51.12238	0.54523	28.74915

	Co	**Cr**	**Cu**	**Fe**	**K**	**Li**	**Mg**	**Mn**	**Mo**
	ppm	ppm	ppm	ppm	ppm	ppm	ppm	ppm	ppm
#1	0.00044	0.00122	0.00368	0.16093	2.49348	0.01644	27.59302	0.01891	0.00009
#2	0.00007	0.00078	0.00369	0.16046	2.49068	0.01648	27.55133	0.01879	-0.00033
Mean	**0.00026**	**0.00100**	**0.00369**	**0.16070**	**2.49208**	**0.01646**	**27.57218**	**0.01885**	**-0.00012**
%RSD	102.60893	31.02439	0.10020	0.21008	0.07930	0.16463	0.10693	0.43176	248.88931

	Na	**Ni**	**P**	**Pb I**	**Pb II**	**S**	**Sb**	**Se I**	**Se II**
	ppm	ppm	ppm	ppm	ppm	ppm	ppm	ppm	ppm
#1	17.10292	0.00092	0.03308	0.00038	0.00022	50.05574	0.00040	-0.00105	-0.00517
#2	17.17301	0.00086	0.03383	0.00106	0.00065	49.84921	0.00040	-0.00433	0.00698
Mean	**17.13797**	**0.00089**	**0.03346**	**0.00072**	**0.00043**	**49.95247**	**0.00040**	**-0.00269**	**0.00091**
%RSD	0.28918	5.19819	1.57426	67.70964	69.54817	0.29236	0.06886	86.10826	948.05849

ted: 10/8/2008 16:09:16 User: ROY FRENCH

	Si	Sn	Sr	Th	Ti	Tl	U	V	Zn
	ppm	ppm	ppm	ppm	ppm	ppm	ppm	ppm	ppm
#1	1.67267	0.00161	0.35466	0.02919	0.00177	0.00868	0.00199	0.00106	0.00901
#2	1.66292	0.00161	0.35456	0.03148	0.00162	-0.00164	-0.00742	0.00086	0.01001
Mean	**1.66780**	**0.00161**	**0.35461**	**0.03034**	**0.00170**	**0.00352**	**-0.00271**	**0.00096**	**0.00951**
%RSD	0.41350	0.00795	0.01926	5.32670	6.47223	207.56180	245.09441	14.46550	7.48764

	Zr	Pb	Se
	ppm	calc	calc
#1	-0.00270	0.00027	-0.00380
#2	-0.00313	0.00079	0.00321
Mean	**-0.00292**	**0.00053**	**-0.00029**
%RSD	10.53441	68.71396	1694.28459

Method : Paragon File : 081008A Printed : 10/8/2008 16:08:47
SampleId1 : 0810030-34 **SampleId2 :** **[SAMPLE]**
Analysis commenced : 10/8/2008 11:46:37
Dilution ratio : 1.00000 to 1.00000 Tray : Position : TUBE29

Final concentrations

	Ag	Al	As	B	Ba	Be	Bi	Ca	Cd
	ppm	ppm	ppm	ppm	ppm	ppm	ppm	ppm	ppm
#1	0.00017	0.29890	0.00111	0.05208	0.04676	0.00116	0.00084	51.87454	0.00031
#2	0.00005	0.29910	0.00120	0.05128	0.04686	0.00123	0.00023	51.47748	0.00040
Mean	**0.00011**	**0.29900**	**0.00116**	**0.05168**	**0.04681**	**0.00120**	**0.00053**	**51.67601**	**0.00035**
%RSD	77.92284	0.04768	5.88862	1.09836	0.14291	4.33911	81.23080	0.54332	17.01278

	Co	Cr	Cu	Fe	K	Li	Mg	Mn	Mo
	ppm	ppm	ppm	ppm	ppm	ppm	ppm	ppm	ppm
#1	-0.00051	0.00114	0.00316	0.18600	2.57206	0.01812	27.59104	0.01966	-0.00088
#2	-0.00040	0.00093	0.00339	0.18624	2.58669	0.01821	27.55464	0.01943	0.00056
Mean	**-0.00046**	**0.00103**	**0.00327**	**0.18612**	**2.57937**	**0.01817**	**27.57284**	**0.01954**	**-0.00016**
%RSD	16.48386	14.13039	4.85338	0.09071	0.40113	0.37673	0.09335	0.83300	625.91747

	Na	Ni	P	Pb I	Pb II	S	Sb	Se I	Se II
	ppm	ppm	ppm	ppm	ppm	ppm	ppm	ppm	ppm
#1	20.63246	0.00020	0.03284	0.00140	0.00178	57.54183	0.00202	0.00261	-0.00123
#2	20.81085	0.00058	0.03383	-0.00048	0.00406	57.46937	0.00104	-0.00618	0.01118
Mean	**20.72166**	**0.00039**	**0.03333**	**0.00046**	**0.00292**	**57.50560**	**0.00153**	**-0.00179**	**0.00498**
%RSD	0.60872	68.01422	2.10682	291.02488	55.03465	0.08911	45.47741	347.62250	176.22757

	Si	Sn	Sr	Th	Ti	Tl	U	V	Zn
	ppm	ppm	ppm	ppm	ppm	ppm	ppm	ppm	ppm
#1	1.72327	0.00294	0.35745	0.03491	0.00176	0.00048	0.00929	0.00103	0.00800
#2	1.72339	0.00521	0.35720	0.02859	0.00170	-0.00252	0.00511	0.00081	0.00760
Mean	**1.72333**	**0.00408**	**0.35733**	**0.03175**	**0.00173**	**-0.00102**	**0.00720**	**0.00092**	**0.00780**
%RSD	0.00507	39.37726	0.04916	14.06998	2.54235	208.48547	41.07066	17.15859	3.65252

	Zr	Pb	SeNCH
	ppm	calc	calc
#1	-0.00318	0.00166	0.00005
#2	-0.00289	0.00255	0.00540
Mean	**-0.00304**	**0.00210**	**0.00272**
%RSD	6.87634	29.89975	138.78683

Method : Paragon File : 081008A Printed : 10/8/2008 16:08:47
SampleId1 : 0810030-35 **SampleId2 :** **[SAMPLE]**
Analysis commenced : 10/8/2008 11:48:33
Dilution ratio : 1.00000 to 1.00000 Tray : Position : TUBE30

Final concentrations

	Ag	Al	As	B	Ba	Be	Bi	Ca	Cd
	ppm	ppm	ppm	ppm	ppm	ppm	ppm	ppm	ppm
#1	-0.00042	0.34321	0.00005	0.05221	0.04813	0.00106	0.00083	49.84886	0.00009
#2	0.00053	0.33855	-0.00178	0.05204	0.04820	0.00107	0.00206	49.74880	0.00070
Mean	**0.00006**	**0.34088**	**-0.00087**	**0.05213**	**0.04817**	**0.00107**	**0.00145**	**49.79883**	**0.00039**
%RSD	1201.44319	0.96691	149.41200	0.22927	0.10416	0.93092	59.85005	0.14208	109.53757

	Co	Cr	Cu	Fe	K	Li	Mg	Mn	Mo
	ppm	ppm	ppm	ppm	ppm	ppm	ppm	ppm	ppm
#1	-0.00030	0.00031	0.00577	0.17120	2.60839	0.01912	26.84098	0.01897	-0.00025
#2	-0.00014	0.00099	0.00591	0.17144	2.59672	0.01903	26.76291	0.01902	-0.00097
Mean	**-0.00022**	**0.00065**	**0.00584**	**0.17132**	**2.60256**	**0.01908**	**26.80194**	**0.01900**	**-0.00061**
%RSD	52.26625	73.07863	1.70745	0.09854	0.31716	0.32136	0.20597	0.21424	83.82094

	Na	Ni	P	Pb I	Pb II	S	Sb	Se I	Se II
	ppm	ppm	ppm	ppm	ppm	ppm	ppm	ppm	ppm
#1	22.39346	0.00083	0.03706	-0.00409	0.00265	54.51094	0.00167	-0.00363	0.00429
#2	22.24303	0.00047	0.02812	0.00113	0.00205	54.29068	0.00184	-0.00125	0.00048
Mean	**22.31825**	**0.00065**	**0.03259**	**-0.00148**	**0.00235**	**54.40081**	**0.00176**	**-0.00244**	**0.00239**
%RSD	0.47660	39.47128	19.39468	249.31717	18.01274	0.28630	6.88148	69.08024	112.89227

	Si	Sn	Sr	Th	Ti	Tl	U	V	Zn
	ppm	ppm	ppm	ppm	ppm	ppm	ppm	ppm	ppm
#1	1.71587	0.00014	0.35513	0.02424	0.00146	-0.00091	-0.01370	0.00055	0.01465
#2	1.71551	0.00801	0.35385	0.02294	0.00156	0.00413	-0.00063	0.00095	0.01424
Mean	**1.71569**	**0.00408**	**0.35449**	**0.02359**	**0.00151**	**0.00161**	**-0.00717**	**0.00075**	**0.01444**
%RSD	0.01468	136.64694	0.25461	3.91119	4.36250	221.63652	128.96920	36.90188	1.97197

	Zr	Pb	Se
	ppm	calc	calc
#1	-0.00283	0.00040	0.00165
#2	-0.00249	0.00174	-0.00009
Mean	**-0.00266**	**0.00107**	**0.00078**
%RSD	9.13064	88.12465	158.63153

Method : Paragon File : 081008A Printed : 10/8/2008 16:08:48

SampleId1 : CCV **SampleId2 :** **[CV]**
Analysis commenced : 10/8/2008 11:52:40
Dilution ratio : 1.00000 to 1.00000 Tray : Position : STD6

Final concentrations

	Ag	**Al**	**As**	**B**	**Ba**	**Be**	**Bi**	**Ca**	**Cd**
	ppm	ppm	ppm	ppm	ppm	ppm	ppm	ppm	ppm
#1	0.20127	52.36604	0.49226	1.05526	1.03769	0.49069	0.50056	55.68531	0.52896
#2	0.20098	51.86543	0.48801	1.03914	1.02863	0.47847	0.50195	54.13486	0.51957
Mean	**0.20112**	**52.11574**	**0.49013**	**1.04720**	**1.03316**	**0.48458**	**0.50126**	**54.91009**	**0.52427**
%RSD	0.10191	0.67922	0.61330	1.08836	0.62020	1.78262	0.19641	1.99659	1.26639

	Co	**Cr**	**Cu**	**Fe**	**K**	**Li**	**Mg**	**Mn**	**Mo**
	ppm	ppm	ppm	ppm	ppm	ppm	ppm	ppm	ppm
#1	0.49661	1.02741	0.98160	20.55992	50.44722	0.52230	52.00410	0.96741	1.01151
#2	0.48760	1.00674	0.97545	20.08503	50.23500	0.51962	51.14461	0.94614	0.99487
Mean	**0.49210**	**1.01708**	**0.97853**	**20.32248**	**50.34111**	**0.52096**	**51.57435**	**0.95678**	**1.00319**
%RSD	1.29455	1.43723	0.44437	1.65235	0.29808	0.36461	1.17840	1.57191	1.17262

	Na	**Ni**	**P**	**Pb I**	**Pb II**	**S**	**Sb**	**Se I**	**Se II**
	ppm	ppm	ppm	ppm	ppm	ppm	ppm	ppm	ppm
#1	50.51918	1.03134	5.23113	1.00735	1.10822	5.15712	0.51070	0.95576	1.00617
#2	50.17667	1.00650	5.14676	0.99720	1.05144	5.07434	0.51046	0.95425	0.98100
Mean	**50.34792**	**1.01892**	**5.18894**	**1.00227**	**1.07983**	**5.11573**	**0.51058**	**0.95501**	**0.99358**
%RSD	0.48103	1.72355	1.14983	0.71662	3.71835	1.14424	0.03227	0.11129	1.79149

	Si	**Sn**	**Sr**	**Th**	**Ti**	**Tl**	**U**	**V**	**Zn**
	ppm	ppm	ppm	ppm	ppm	ppm	ppm	ppm	ppm
#1	5.00976	1.05297	0.47828	0.29476	0.46566	0.52677	4.99525	0.50045	1.00366
#2	4.92996	1.03826	0.47330	0.27853	0.45680	0.52340	4.98095	0.49202	0.96591
Mean	**4.96986**	**1.04561**	**0.47579**	**0.28665**	**0.46123**	**0.52509**	**4.98810**	**0.49623**	**0.98478**
%RSD	1.13537	0.99488	0.74021	4.00376	1.35802	0.45413	0.20274	1.20143	2.71096

	Zr	**Pb**	**Se**
	ppm	calc	calc
#1	0.99630	1.07463	0.98938
#2	0.98104	1.03337	0.97209
Mean	**0.98867**	**1.05400**	**0.98074**
%RSD	1.09151	2.76783	1.24666

Method : Paragon File : 081008A Printed : 10/8/2008 16:08:48
SampleId1 : CCB **SampleId2 :** **[CB]**
Analysis commenced : 10/8/2008 11:54:52
Dilution ratio : 1.00000 to 1.00000 Tray : Position : STD2

Final concentrations

Ag	**Al**	**As**	**B**	**Ba**	**Be**	**Bi**	**Ca**	**Cd**
ppm	ppm	ppm	ppm	ppm	ppm	ppm	ppm	ppm

#1	0.00059	0.16894	-0.00082	0.00177	0.00028	0.00097	-0.00029	-0.02563	0.00036
#2	-0.00006	0.16741	-0.00217	-0.00026	0.00021	0.00103	-0.00121	-0.02803	0.00042
Mean	**0.00027**	**0.16817**	**-0.00149**	**0.00075**	**0.00024**	**0.00100**	**-0.00075**	**-0.02683**	**0.00039**
%RSD	172.28727	0.64452	63.90072	190.54186	20.73120	4.19936	86.20614	6.32766	11.89673

	Co	**Cr**	**Cu**	**Fe**	**K**	**Li**	**Mg**	**Mn**	**Mo**
	ppm	ppm	ppm	ppm	ppm	ppm	ppm	ppm	ppm
#1	-0.00004	0.00059	-0.00365	-0.00429	0.23542	0.00548	-0.02611	0.00015	-0.00071
#2	-0.00047	0.00058	-0.00387	-0.00517	0.21590	0.00545	-0.03102	0.00009	-0.00046
Mean	**-0.00025**	**0.00058**	**-0.00376**	**-0.00473**	**0.22566**	**0.00547**	**-0.02857**	**0.00012**	**-0.00059**
%RSD	118.83008	2.11427	4.01187	13.06820	6.11555	0.41756	12.14509	33.66728	30.65255

	Na	**Ni**	**P**	**Pb I**	**Pb II**	**S**	**Sb**	**Se I**	**Se II**
	ppm	ppm	ppm	ppm	ppm	ppm	ppm	ppm	ppm
#1	0.15982	0.00020	0.00081	0.00532	0.00068	0.00472	0.00194	0.00218	-0.00218
#2	0.15862	-0.00116	0.00702	0.00022	0.00332	-0.01432	0.00040	-0.00706	0.00189
Mean	**0.15922**	**-0.00048**	**0.00391**	**0.00277**	**0.00200**	**-0.00480**	**0.00117**	**-0.00244**	**-0.00015**
%RSD	0.53274	201.76580	112.13035	130.06590	93.48878	280.34186	93.00045	267.97089	1985.65017

	Si	**Sn**	**Sr**	**Th**	**Ti**	**Tl**	**U**	**V**	**Zn**
	ppm	ppm	ppm	ppm	ppm	ppm	ppm	ppm	ppm
#1	0.00391	0.00147	-0.00010	0.04286	0.00007	0.00463	0.00210	0.00057	0.00075
#2	0.00438	0.00014	-0.00013	0.03893	-0.00035	-0.00131	-0.01410	-0.00005	-0.00006
Mean	**0.00415**	**0.00081**	**-0.00012**	**0.04089**	**-0.00014**	**0.00166**	**-0.00600**	**0.00026**	**0.00035**
%RSD	8.04027	116.93641	20.74182	6.79677	216.12076	252.57720	190.97913	167.39116	164.43791

	Zr	**Pb**	**Se**
	ppm	calc	calc
#1	-0.00279	0.00222	-0.00073
#2	-0.00297	0.00229	-0.00109
Mean	**-0.00288**	**0.00226**	**-0.00091**
%RSD	4.45937	2.13110	28.23605

Method : Paragon File : 081008A Printed : 10/8/2008 16:08:48
SampleId1 : 0810030-36 **SampleId2 :** **[SAMPLE]**
Analysis commenced : 10/8/2008 11:57:01
Dilution ratio : 1.00000 to 1.00000 Tray : Position : TUBE31

Final concentrations

	Ag	**Al**	**As**	**B**	**Ba**	**Be**	**Bi**	**Ca**	**Cd**
	ppm	ppm	ppm	ppm	ppm	ppm	ppm	ppm	ppm
#1	-0.00025	0.33212	0.00101	0.05530	0.04884	0.00122	0.00175	51.87994	0.00008
#2	0.00035	0.33025	-0.00409	0.05475	0.04898	0.00122	-0.00363	52.17041	0.00020
Mean	**0.00005**	**0.33118**	**-0.00154**	**0.05502**	**0.04891**	**0.00122**	**-0.00094**	**52.02518**	**0.00014**
%RSD	822.13283	0.39954	234.34912	0.70593	0.20514	0.02707	404.71914	0.39479	62.73731

	Co	**Cr**	**Cu**	**Fe**	**K**	**Li**	**Mg**	**Mn**	**Mo**
	ppm	ppm	ppm	ppm	ppm	ppm	ppm	ppm	ppm
#1	-0.00014	0.00219	0.00502	0.20160	2.65821	0.01989	27.52055	0.01966	0.00035

#2	-0.00051	0.00231	0.00531	0.20248	2.67186	0.01990	27.59170	0.01983	0.00153
Mean	**-0.00032**	**0.00225**	**0.00517**	**0.20204**	**2.66503**	**0.01990**	**27.55613**	**0.01974**	**0.00094**
%RSD	81.79269	4.01388	4.01830	0.30645	0.36209	0.06448	0.18256	0.61838	89.34998

	Na	**Ni**	**P**	**Pb I**	**Pb II**	**S**	**Sb**	**Se I**	**Se II**
	ppm	ppm	ppm	ppm	ppm	ppm	ppm	ppm	ppm
#1	23.41048	0.00019	0.03308	-0.00116	0.00371	56.56381	-0.00115	0.00369	-0.00043
#2	23.42632	0.00074	0.03581	0.00097	0.00124	56.77451	-0.00023	-0.00285	-0.00129
Mean	**23.41840**	**0.00047**	**0.03445**	**-0.00010**	**0.00247**	**56.66916**	**-0.00069**	**0.00042**	**-0.00086**
%RSD	0.04784	84.61834	5.60590	1540.23179	70.45381	0.26291	93.62736	1103.62077	70.33063

	Si	**Sn**	**Sr**	**Th**	**Ti**	**Tl**	**U**	**V**	**Zn**
	ppm	ppm	ppm	ppm	ppm	ppm	ppm	ppm	ppm
#1	1.75958	-0.00146	0.36235	0.03552	0.00179	-0.00471	-0.00013	0.00115	0.01263
#2	1.75936	0.00481	0.36297	0.03700	0.00174	0.00528	0.00510	0.00146	0.01364
Mean	**1.75947**	**0.00167**	**0.36266**	**0.03626**	**0.00177**	**0.00028**	**0.00248**	**0.00130**	**0.01313**
%RSD	0.00903	265.27708	0.12111	2.88347	1.86486	2483.27141	148.74544	16.70360	5.42122

	Zr	**Pb**	**Se**
	ppm	calc	calc
#1	-0.00323	0.00209	0.00094
#2	-0.00320	0.00115	-0.00181
Mean	**-0.00321**	**0.00162**	**-0.00043**
%RSD	0.55576	40.83353	447.93754

Method : Paragon File : 081008A Printed : 10/8/2008 16:08:49
SampleId1 : CRI **SampleId2 :** **[FLEXQC]**
Analysis commenced : 10/8/2008 11:58:58
Dilution ratio : 1.00000 to 1.00000 Tray : Position : STD3

Final concentrations

	Ag	**Al**	**As**	**B**	**Ba**	**Be**	**Bi**	**Ca**	**Cd**
	ppm	ppm	ppm	ppm	ppm	ppm	ppm	ppm	ppm
#1	0.01884	0.69963	0.00776	0.42870	0.43097	0.01092	0.04893	5.65079	0.01044
#2	0.01949	0.69572	0.00429	0.43129	0.43159	0.01096	0.05595	5.68274	0.01099
Mean	**0.01917**	**0.69767**	**0.00602**	**0.43000**	**0.43128**	**0.01094**	**0.05244**	**5.66677**	**0.01071**
%RSD	2.38121	0.39608	40.72477	0.42447	0.10125	0.27795	9.45963	0.39867	3.62008

	Co	**Cr**	**Cu**	**Fe**	**K**	**Li**	**Mg**	**Mn**	**Mo**
	ppm	ppm	ppm	ppm	ppm	ppm	ppm	ppm	ppm
#1	0.09956	0.02103	0.04567	0.19595	4.44960	0.02031	5.12339	0.02962	0.01995
#2	0.10020	0.02163	0.04626	0.19643	4.45503	0.02030	5.13028	0.02967	0.02075
Mean	**0.09988**	**0.02133**	**0.04596**	**0.19619**	**4.45231**	**0.02031**	**5.12683**	**0.02964**	**0.02035**
%RSD	0.45286	1.96333	0.89887	0.17213	0.08633	0.01404	0.09495	0.13731	2.79527

	Na	**Ni**	**P**	**Pb I**	**Pb II**	**S**	**Sb**	**Se I**	**Se II**
	ppm	ppm	ppm	ppm	ppm	ppm	ppm	ppm	ppm
#1	4.46352	0.08359	0.21294	0.00944	0.00796	0.21415	0.12797	0.00670	0.01068
#2	4.45844	0.08384	0.21443	0.00758	0.00609	0.19828	0.12915	0.00242	0.00746

Mean	**4.46098**	**0.08372**	**0.21369**	**0.00851**	**0.00703**	**0.20622**	**0.12856**	**0.00456**	**0.00907**
%RSD	0.08058	0.20752	0.49352	15.44952	18.81985	5.44078	0.65017	66.38039	25.09655

	Si	**Sn**	**Sr**	**Th**	**Ti**	**Tl**	**U**	**V**	**Zn**
	ppm	ppm	ppm	ppm	ppm	ppm	ppm	ppm	ppm
#1	0.11187	0.10919	0.02321	0.08531	0.01837	0.01658	0.20794	0.10384	0.04103
#2	0.11583	0.10839	0.02327	0.08605	0.01850	0.02764	0.22362	0.10445	0.04023
Mean	**0.11385**	**0.10879**	**0.02324**	**0.08568**	**0.01843**	**0.02211**	**0.21578**	**0.10414**	**0.04063**
%RSD	2.46314	0.52082	0.16608	0.61383	0.50614	35.37145	5.13914	0.41806	1.40239

	Zr	**Pb**	**Se**
	ppm	calc	calc
#1	0.05041	0.00845	0.00936
#2	0.05086	0.00659	0.00578
Mean	**0.05064**	**0.00752**	**0.00757**
%RSD	0.62802	17.55051	33.37830

Method : Paragon File : 081008A Printed : 10/8/2008 16:08:49
SampleId1 : ICSA **SampleId2 :** **[FLEXQC]**
Analysis commenced : 10/8/2008 12:01:15
Dilution ratio : 1.00000 to 1.00000 Tray : Position : STD4

Final concentrations

	Ag	**Al**	**As**	**B**	**Ba**	**Be**	**Bi**	**Ca**	**Cd**
	ppm	ppm	ppm	ppm	ppm	ppm	ppm	ppm	ppm
#1	0.00390	243.65395	0.00756	-0.00001	0.00077	0.00168	0.01304	258.35014	0.00135
#2	-0.00023	244.65181	-0.00727	-0.00440	0.00025	0.00173	0.00072	255.20194	0.00068
Mean	**0.00184**	**244.15288**	**0.00015**	**-0.00220**	**0.00051**	**0.00171**	**0.00688**	**256.77604**	**0.00102**
%RSD	159.09561	0.28900	7212.58699	140.91441	71.58114	2.07749	126.53119	0.86695	46.35794

	Co	**Cr**	**Cu**	**Fe**	**K**	**Li**	**Mg**	**Mn**	**Mo**
	ppm	ppm	ppm	ppm	ppm	ppm	ppm	ppm	ppm
#1	0.00688	0.00359	-0.00623	97.61071	0.18441	0.00565	248.09959	0.00343	0.00352
#2	0.00220	-0.00063	-0.00812	96.97068	0.17113	0.00563	248.00640	0.00274	-0.00236
Mean	**0.00454**	**0.00148**	**-0.00718**	**97.29069**	**0.17777**	**0.00564**	**248.05300**	**0.00308**	**0.00058**
%RSD	72.98996	201.29757	18.61212	0.46517	5.28377	0.25312	0.02656	15.83106	719.56024

	Na	**Ni**	**P**	**Pb I**	**Pb II**	**S**	**Sb**	**Se I**	**Se II**
	ppm	ppm	ppm	ppm	ppm	ppm	ppm	ppm	ppm
#1	0.16462	0.00263	0.02315	0.03721	-0.01620	0.01424	0.02080	0.03968	-0.01843
#2	0.16476	0.00043	0.00851	-0.00497	0.00659	-0.00163	-0.00105	0.00207	0.01521
Mean	**0.16469**	**0.00153**	**0.01583**	**0.01612**	**-0.00481**	**0.00630**	**0.00987**	**0.02088**	**-0.00161**
%RSD	0.06060	101.43513	65.42892	185.04421	335.35561	177.96782	156.51207	127.36602	1478.87533

	Si	**Sn**	**Sr**	**Th**	**Ti**	**Tl**	**U**	**V**	**Zn**
	ppm	ppm	ppm	ppm	ppm	ppm	ppm	ppm	ppm
#1	0.01263	0.02243	0.00137	0.01912	-0.00033	0.01931	0.10711	0.00486	0.00397
#2	-0.00899	-0.00093	0.00118	0.01474	-0.00038	0.00393	0.03854	0.00073	0.00538
Mean	**0.00182**	**0.01075**	**0.00127**	**0.01693**	**-0.00035**	**0.01162**	**0.07282**	**0.00280**	**0.00468**

%RSD	841.05538	153.62930	10.21226	18.27049	9.32551	93.63138	66.58183	104.30563	21.31708

	Zr	Pb	Se
	ppm	calc	calc
#1	0.00285	0.00158	0.00092
#2	0.00094	0.00274	0.01084
Mean	**0.00190**	**0.00216**	**0.00588**
%RSD	71.02829	37.89523	119.26843

Method : Paragon File : 081008A Printed : 10/8/2008 16:08:49
SampleId1 : ICSAB SampleId2 : [FLEXQC]
Analysis commenced : 10/8/2008 12:12:59
Dilution ratio : 1.00000 to 1.00000 Tray : Position : STD5

Final concentrations

	Ag	Al	As	B	Ba	Be	Bi	Ca	Cd
	ppm	ppm	ppm	ppm	ppm	ppm	ppm	ppm	ppm
#1	0.19199	249.65462	0.08793	0.95076	0.47224	0.44435	0.48776	249.72712	0.94473
#2	0.19217	250.46497	0.08378	0.95106	0.47447	0.44297	0.49489	248.51798	0.94267
Mean	**0.19208**	**250.05980**	**0.08585**	**0.95091**	**0.47336**	**0.44366**	**0.49133**	**249.12255**	**0.94370**
%RSD	0.06416	0.22915	3.41338	0.02207	0.33367	0.21864	1.02645	0.34320	0.15423

	Co	Cr	Cu	Fe	K	Li	Mg	Mn	Mo
	ppm	ppm	ppm	ppm	ppm	ppm	ppm	ppm	ppm
#1	0.45098	0.42738	0.50212	100.25266	0.11193	1.01049	255.14803	0.44647	0.92528
#2	0.45024	0.42807	0.50526	99.89596	0.10127	1.01709	254.95292	0.44543	0.92426
Mean	**0.45061**	**0.42773**	**0.50369**	**100.07431**	**0.10660**	**1.01379**	**255.05048**	**0.44595**	**0.92477**
%RSD	0.11713	0.11325	0.44079	0.25204	7.07046	0.46085	0.05409	0.16541	0.07805

	Na	Ni	P	Pb I	Pb II	S	Sb	Se I	Se II
	ppm	ppm	ppm	ppm	ppm	ppm	ppm	ppm	ppm
#1	0.17284	0.88169	1.00317	0.02999	0.05507	1.01408	0.57268	0.04705	0.05540
#2	0.17217	0.88083	1.00767	0.02791	0.05692	1.00456	0.57413	0.03581	0.05755
Mean	**0.17251**	**0.88126**	**1.00542**	**0.02895**	**0.05599**	**1.00932**	**0.57340**	**0.04143**	**0.05647**
%RSD	0.27482	0.06855	0.31629	5.09536	2.33442	0.66734	0.17912	19.18624	2.69549

	Si	Sn	Sr	Th	Ti	Tl	U	V	Zn
	ppm	ppm	ppm	ppm	ppm	ppm	ppm	ppm	ppm
#1	0.91112	0.94660	0.92013	0.66389	0.90921	0.09252	9.48452	0.46002	0.87420
#2	0.91319	0.94901	0.92384	0.66678	0.91056	0.09380	9.57245	0.46024	0.86609
Mean	**0.91215**	**0.94780**	**0.92198**	**0.66533**	**0.90988**	**0.09316**	**9.52848**	**0.46013**	**0.87015**
%RSD	0.16057	0.17956	0.28406	0.30753	0.10500	0.97586	0.65249	0.03396	0.65920

	Zr	Pb	Se
	ppm	calc	calc
#1	0.45048	0.04672	0.05262
#2	0.45147	0.04726	0.05031
Mean	**0.45098**	**0.04699**	**0.05146**
%RSD	0.15520	0.81002	3.17066

ted: 10/8/2008 16:09:16 User: ROY FRENCH
Method : Paragon File : 081008A Printed : 10/8/2008 16:08:49
SampleId1 : CCV **SampleId2 :** **[CV]**
Analysis commenced : 10/8/2008 12:15:15
Dilution ratio : 1.00000 to 1.00000 Tray : Position : STD6

Final concentrations

	Ag	Al	As	B	Ba	Be	Bi	Ca	Cd
	ppm	ppm	ppm	ppm	ppm	ppm	ppm	ppm	ppm
#1	0.19849	51.16065	0.47381	0.96263	0.94480	0.47014	0.49132	49.91044	0.48538
#2	0.19812	51.29086	0.47313	0.97183	0.94656	0.47041	0.49640	49.86374	0.48460
Mean	**0.19831**	**51.22576**	**0.47347**	**0.96723**	**0.94568**	**0.47028**	**0.49386**	**49.88709**	**0.48499**
%RSD	0.13295	0.17974	0.10099	0.67268	0.13217	0.04032	0.72736	0.06619	0.11327

	Co	Cr	Cu	Fe	K	Li	Mg	Mn	Mo
	ppm	ppm	ppm	ppm	ppm	ppm	ppm	ppm	ppm
#1	0.46231	0.93224	0.98785	19.62960	48.79116	0.50506	50.68391	0.92301	0.94208
#2	0.46279	0.93221	0.99022	19.62969	48.99534	0.50775	50.77410	0.92336	0.94476
Mean	**0.46255**	**0.93223**	**0.98903**	**19.62965**	**48.89325**	**0.50640**	**50.72900**	**0.92319**	**0.94342**
%RSD	0.07357	0.00241	0.16931	0.00033	0.29528	0.37610	0.12572	0.02684	0.20085

	Na	Ni	P	Pb I	Pb II	S	Sb	Se I	Se II
	ppm	ppm	ppm	ppm	ppm	ppm	ppm	ppm	ppm
#1	49.38576	0.93347	4.98556	0.96133	0.94433	5.13802	0.48689	0.96027	0.97286
#2	49.52338	0.93249	5.01066	0.96395	0.94275	5.10618	0.48810	0.97331	0.97555
Mean	**49.45457**	**0.93298**	**4.99811**	**0.96264**	**0.94354**	**5.12210**	**0.48749**	**0.96679**	**0.97420**
%RSD	0.19677	0.07472	0.35517	0.19207	0.11791	0.43955	0.17513	0.95382	0.19531

	Si	Sn	Sr	Th	Ti	Tl	U	V	Zn
	ppm	ppm	ppm	ppm	ppm	ppm	ppm	ppm	ppm
#1	4.73021	0.96650	0.46645	0.33254	0.47771	0.48699	4.83866	0.47472	0.92147
#2	4.74413	0.96637	0.46758	0.34065	0.47832	0.48577	4.84910	0.47502	0.92187
Mean	**4.73717**	**0.96644**	**0.46702**	**0.33659**	**0.47801**	**0.48638**	**4.84388**	**0.47487**	**0.92167**
%RSD	0.20779	0.00984	0.17091	1.70506	0.09073	0.17648	0.15250	0.04586	0.03113

	Zr	Pb	Se
	ppm	calc	calc
#1	0.95220	0.94999	0.96866
#2	0.95380	0.94981	0.97480
Mean	**0.95300**	**0.94990**	**0.97173**
%RSD	0.11884	0.01330	0.44661

Method : Paragon File : 081008A Printed : 10/8/2008 16:08:50
SampleId1 : CCB **SampleId2 :** **[CB]**
Analysis commenced : 10/8/2008 12:17:27
Dilution ratio : 1.00000 to 1.00000 Tray : Position : STD2

Final concentrations

	Ag	Al	As	B	Ba	Be	Bi	Ca	Cd
	ppm	ppm	ppm	ppm	ppm	ppm	ppm	ppm	ppm
#1	0.00028	0.02859	-0.00409	0.00236	0.00023	0.00014	-0.00019	-0.02443	0.00034
#2	0.00040	0.03018	-0.00169	0.00240	0.00025	0.00014	0.00164	-0.02539	0.00050
Mean	**0.00034**	**0.02938**	**-0.00289**	**0.00238**	**0.00024**	**0.00014**	**0.00072**	**-0.02491**	**0.00042**
%RSD	25.26547	3.83956	58.94098	1.25568	6.91040	0.13009	178.58551	2.72624	26.66723

	Co	Cr	Cu	Fe	K	Li	Mg	Mn	Mo
	ppm	ppm	ppm	ppm	ppm	ppm	ppm	ppm	ppm
#1	0.00028	0.00086	-0.00024	-0.00326	0.13899	0.00538	-0.02677	0.00021	0.00145
#2	0.00033	0.00060	-0.00009	-0.00413	0.13702	0.00536	-0.03037	0.00009	0.00102
Mean	**0.00031**	**0.00073**	**-0.00017**	**-0.00370**	**0.13800**	**0.00537**	**-0.02857**	**0.00015**	**0.00123**
%RSD	12.31448	25.24769	63.47493	16.72030	1.00831	0.21262	8.90640	54.38701	24.25015

	Na	Ni	P	Pb I	Pb II	S	Sb	Se I	Se II
	ppm	ppm	ppm	ppm	ppm	ppm	ppm	ppm	ppm
#1	0.15693	0.00127	0.00975	0.00227	-0.00071	-0.01749	-0.00040	0.00474	0.00202
#2	0.15591	-0.00006	0.00056	0.00260	0.00178	-0.01115	0.00014	-0.00552	0.00228
Mean	**0.15642**	**0.00060**	**0.00515**	**0.00243**	**0.00054**	**-0.01432**	**-0.00013**	**-0.00039**	**0.00215**
%RSD	0.46253	155.16865	125.99369	9.66208	327.56417	31.33360	289.62178	1877.33010	8.65447

	Si	Sn	Sr	Th	Ti	Tl	U	V	Zn
	ppm	ppm	ppm	ppm	ppm	ppm	ppm	ppm	ppm
#1	0.00027	0.00348	-0.00010	0.00256	-0.00019	-0.00260	-0.00208	0.00004	-0.00046
#2	0.00094	0.00254	-0.00011	0.00505	-0.00021	-0.00033	-0.00522	-0.00013	-0.00006
Mean	**0.00061**	**0.00301**	**-0.00011**	**0.00381**	**-0.00020**	**-0.00147**	**-0.00365**	**-0.00005**	**-0.00026**
%RSD	77.87706	21.95419	9.09729	46.16340	8.16050	109.72136	60.78197	250.71370	110.49031

	Zr	Pb	Se
	ppm	calc	calc
#1	-0.00013	0.00028	0.00293
#2	-0.00030	0.00206	-0.00032
Mean	**-0.00021**	**0.00117**	**0.00131**
%RSD	56.21714	107.18995	175.61549

Method : Paragon File : 081008A Printed : 10/8/2008 16:08:50
SampleId1 : CCV **SampleId2 :** **[CV]**
Analysis commenced : 10/8/2008 13:09:57
Dilution ratio : 1.00000 to 1.00000 Tray : Position : STD6

Final concentrations

	Ag	Al	As	B	Ba	Be	Bi	Ca	Cd
	ppm	ppm	ppm	ppm	ppm	ppm	ppm	ppm	ppm
#1	0.20103	51.52206	0.48975	0.97646	0.94876	0.48841	0.49816	51.63999	0.49513
#2	0.20102	51.78246	0.48965	0.98528	0.95089	0.48859	0.50151	51.69450	0.49708
Mean	**0.20103**	**51.65226**	**0.48970**	**0.98087**	**0.94982**	**0.48850**	**0.49983**	**51.66724**	**0.49611**
%RSD	0.00254	0.35648	0.01395	0.63585	0.15827	0.02593	0.47449	0.07461	0.27871

	Co	Cr	Cu	Fe	K	Li	Mg	Mn	Mo

HEADER INFROMATION FOR ANALYTICAL SEQUENCE MS081008A

STANDARD SOLUTIONS

ST080818-14 = 40 PPM - Al; 10 PPM - Pb; 4 PPM - As, Se; 2 PPM – Cd, Ag, Sb, U, Mo; 0.1 PPM – Tl, Th.
EXPIRES: 01/10/10.

CALIBRATION STANDARDS

HIGH STD (200 ppb - Al; 50 ppb - Pb; 20 ppb - As, Se; 10ppb – Cd, Ag, Sb, U, Mo; 0.5ppb – Tl, Th.) Made daily by diluting (ST080818-14) 200 fold, (0.05ml up to a 10 ml final volume).

HIGH/2 LEVEL STD (100 ppb - Al; 25 ppb - Pb; 10 ppb - As, Se; 5ppb –Cd, Ag, Sb, U, Mo; 0.25ppb – Tl, Th.) Made daily by diluting 5.0ml of the HIGH STD calibration standard up to a 10ml final volume, (400 fold dilution of ST080818-14).

MID LEVEL STD (40 ppb - Al; 10 ppb - Pb; 4 ppb - As, Se; 2ppb –Cd, Ag, Sb, U, Mo; 0.1ppb – Tl, Th.) Made daily by diluting 2.0ml of the HIGH STD calibration standard up to a 10ml final volume, (1000 fold dilution of ST080818-14).

LOW LEVEL STD (20 ppb - Al; 5 ppb - Pb; 2 ppb - As, Se; 1ppb – Cd, Ag, Sb, U, Mo; 0.05ppb – Tl, Th) Made daily by diluting 1.0ml of the HIGH STD calibration standard up to a 10ml final volume, (2000 fold dilution of ST080818-14).

LOW/2 LEVEL STD (10 ppb - Al; 2.5 ppb - Pb; 1 ppb - As, Se; 0.5ppb –Cd, Ag, Sb, U, Mo; 0.025ppb – Tl, Th.) Made daily by diluting 0.5ml of the HIGH STD calibration standard up to a 10ml final volume, (4000 fold dilution of ST080818-14).

LOW/10 LEVEL STD (2 ppb - Al; 0.5 ppb - Pb; 0.2 ppb - As, Se; 0.1ppb –Cd, Ag, Sb, U, Mo; 0.005ppb – Tl, Th.) Made daily by diluting 1.0ml of the LOW LEVEL STD calibration standard up to a 10ml final volume, (20,000 fold dilution of ST080818-14).

LOW/20 LEVEL STD (1 ppb - Al; 0.25 ppb - Pb; 0.1 ppb - As, Se; 0.05ppb –Cd, Ag, Sb, U, Mo; 0.0025ppb – Tl, Th.) Made daily by diluting 0.5ml of the LOW LEVEL STD calibration standard up to a 10ml final volume, (40,000 fold dilution of ST080818-14).

LOW/100 LEVEL STD (0.2 ppb - Al; 0.05 ppb - Pb; 0.02 ppb - As, Se; 0.01ppb –Cd, Ag, Sb, U, Mo; 0.0005ppb – Tl, Th.) Made daily by diluting 1.0ml of the LOW/10 LEVEL STD calibration standard up to a 10ml final volume, (200,000 fold dilution of ST080818-14).

INTERFERENCE CHECK SOLUTIONS

ICSA Made daily by diluting 0.1ml of (ST071130-3--EXPIRES: 11/01/08) up to a 10ml final volume, (100 fold dilution). The ICSA working solution contains the following elements and concentrations:

Element	Concentration (PPM)
Cl	212.15
Ca	30
Fe,Na	25
C	20
Al,K,Mg,P,S	10
Mo,Ti	0.2

ICSAB Made daily by diluting 0.1ml of (ST071130-3--EXPIRES: 11/01/08) and 2ml of the HIGH STD calibration standard up to a 10ml final volume. (This solution is a 100 fold dilution of ST071130-3 and a 1000 fold dilution of ST080818-14.) The ICSAB working solution contains the following elements and concentrations:

Element	Concentration (PPM)
Cl	212.15
Ca	30
Fe,Na	25
C	20
Al,K,Mg,P,S	10
Mo,Ti	0.2
Pb	0.01
As,Se	0.004
Ag,Sb,U,Cd	0.002
Tl,Th	0.0001

NOTE: When analyzing for As and/or Se, the ICSA and ICSAB solutions are passed through a cation exchange column.

ICSA_MO – Direct analysis of (ST080818-15 Expires 01-10-10). This solution is custom and made to be as close as possible to the ICSA above, without Mo. This ICSA working solution contains the following elements and concentrations:

Element	Concentration (PPM)
Ca	30
Fe,Na	25
Al,K,Mg,P	10
Ti	0.2

ICSAB_MO Made daily by diluting 0.04ml of (ST071130-7--EXPIRES: 01/23/09) up to a 10ml final volume with ICSA (Mo) solution above (ST080818-15 Expires 01-10-10). (This solution is a 250 fold dilution of ST071130-7.) This ICSAB working solution contains the following elements and concentrations:

Element	Concentration (PPM)
Ca	30
Fe,Na	25
Al,K,Mg,P	10
Ti	0.2
Mo	0.002
Pb	0.01
As,Se	0.004
Ag,Sb,U,Cd	0.002
Tl,Th	0.0001

CALIBRATION CHECK STANDARDS

ICV Made daily by diluting ICV second source intermediate (ST071130-7--EXPIRES: 01/23/09) 200 fold, (0.05ml up to a 10ml final volume). The ICV working solution contains the following elements and concentrations:

Element	Concentration (ppb)
Al	50
Pb	12.5
As,Se	5
Ag,Sb,U,Mo,Cd	2.5
Tl,Th	0.125

CCV Made daily by diluting 2.0ml of the HIGH STD calibration standard up to a 10ml final volume, (1000 fold dilution of ST080818-14). The CCV working solution contains the following elements and concentrations:

Element	Concentration (ppb)
Al	40
Pb	10
As,Se	4
Ag,Sb,U,Mo,Cd	2
Tl,Th	0.1

CRI_LOW/100 Re-analysis of the LOW/100 LEVEL STD (made daily as described above). The CRI working solution contains the following elements and concentrations:

Element	Concentration (ppb)
Al	0.2
As,Se	0.02
U,Mo,Cd,Ag,Sb	0.01
Pb	0.05
Tl,Th	0.0005

CRI_LOW/20 Re-analysis of the LOW/20 LEVEL STD (made daily as described above). The CRI working solution contains the following elements and concentrations:

Element	Concentration (ppb)
Al	1.0
As,Se	0.1
U,Mo,Cd,Ag,Sb	0.05
Pb	0.25
Tl,Th	0.0025

CRI_LOW/10 Re-analysis of the LOW/10 LEVEL STD (made daily as described above). The CRI working solution contains the following elements and concentrations:

Element	Concentration (ppb)
Al	2.0
As,Se	0.2
U,Mo,Cd,Ag,Sb	0.1
Pb	0.5
Tl,Th	0.0050

BLANK

ICB / CCB and all diluent – 1% HNO_3, 1% HCl in double deionized water.

INTERNAL STANDARDS

Internal Standard Intermediate (ST070904-12 --EXPIRES: 08/16/09) contains 1 PPM each of Bi, Rh, In; and 2 PPM each of Ga, Pt. This intermediate is added to all standards and samples in the same proportion of 1 on top of 100. Most often this is done by adding 0.05ml of Internal Standard Intermediate on top of 5ml of sample or standard. The final concentration of internal standard in the working solutions or samples is about 10 ppb In, Rh, Bi; and 20 ppb Ga, Pt.

ACID LOT NUMBERS

HNO_3 – G04026
HCl – G05039

PIPET ID NUMBERS

1.0 to 5.0ml -- M-66
0.1 to 1.0ml – M-60
0.01 to 0.1ml -- M-56

DILUTIONS

2X dilutions made by diluting 5ml of sample to a 10ml final volume.
5X dilutions made by diluting 1ml of sample to a 5ml final volume.
10X dilutions made by diluting 1ml of sample to a 10ml final volume.
50X dilutions made by diluting 0.1ml of sample to a 5ml final volume.
100X dilutions made by diluting 0.1ml of sample to a 10ml final volume.
200X dilutions made by diluting 0.05ml of sample to a 10ml final volume.

ANALYTICAL SPIKES

None in this sequence.

DAILY MAINTENANCE ITEMS

1. Check / change pump tubing
2. Check / empty drain containers
3. Tune instrument per manufacturer's procedures
4. Perform ten minute stability test (include results with data package)

MONTHLY MAINTENANCE ITEMS

1. Check / clean torch and cones for deposits
2. Check / clean nebulizer and spray chamber
3. Check / fill water recirculating reservoirs
4. Check / fill vacuum pump oil

COMMENTS

The IDL / MDL working solution contains the following elements and concentrations:

Tuning Method Report

Method: D:\MASSLYNX PROJECTS\AUG2002.PRO\ACQUDB\14AUGJTF TUNE

Printed: Wed Oct 08 11:55:10 2008

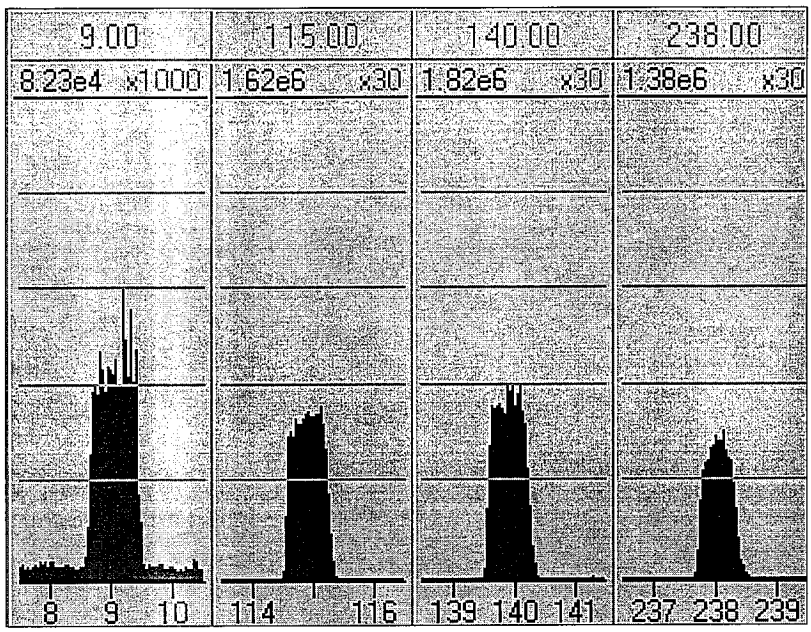

ANALYSER	Set	Rdbk
Cone Lens	75	-90
Hex Exit Lens	400	419
Hex Bias	0.2	
LM Resolution	12.5	
High Resolution	12.5	
Ion Energy	2.0	
Multiplier	530	-545

Pressures	Rdbk
Analyser Vacuum	2.6e-5

TORCH	Set	
X-Axis	2.25	2.23
Y-Axis	0.10	0.09
Z-Axis	0.45	0.45
Forward Power	1355	1353

GAS	Set	
Cool Gas	13.50	13.49
Intermediate Gas	0.72	0.72
Nebuliser Gas 1	0.72	0.72
Nebuliser Gas 2	0.00	0.01
Helium	5.0	5.0
Hydrogen	5.0	5.0
Hexapole Aux	0.00	0.34
Laser Gas	0.00	0.26

Quantify Compound Summary Report
08OCT08

Sample List: D:\MassLynx Projects\AUG2002.PRO\SampleDB\stability 08OCT08
Last modified: Wed Oct 08 11:55:16 2008
Method: D:\MassLynx Projects\AUG2002.PRO\MethDB\Tune QUANT
Last modified: Wed Mar 28 11:37:26 2007
Job Code:

Printed: Wed Oct 08 12:09:52 2008

Compound 1: 9Be

#	File name	Sample ID	PPB	CPS	IS CPS	%StdDev	Aq Date	
1	08OCT08 01			58120		0.053	08-Oct-08	11
2	08OCT08 02			58007		0.055	08-Oct-08	11
3	08OCT08 03			57309		0.068	08-Oct-08	11
4	08OCT08 04			57459		0.086	08-Oct-08	11
5	08OCT08 05			57201		0.086	08-Oct-08	11
6	08OCT08 06			56366		0.081	08-Oct-08	12
7	08OCT08 07			56618		0.052	08-Oct-08	12
8	08OCT08 08			56383		0.042	08-Oct-08	12
9	08OCT08 09			56200		0.098	08-Oct-08	12
10	08OCT08 10			56415		0.065	08-Oct-08	12

Quantify Compound Summary Report
08OCT08

Sample List: D:\MassLynx Projects\AUG2002.PRO\SampleDB\stability 08OCT08
Last modified: Wed Oct 08 11:55:16 2008
Method: D:\MassLynx Projects\AUG2002.PRO\MethDB\Tune QUANT
Last modified: Wed Mar 28 11:37:26 2007
Job Code:

Printed: Wed Oct 08 12:09:52 2008

Compound 2: 24Mg

#	File name	Sample ID	PPB	CPS	IS CPS	%StdDev	Aq Date	
1	08OCT08 01			185426		0.030	08-Oct-08	11
2	08OCT08 02			185184		0.039	08-Oct-08	11
3	08OCT08 03			186240		0.032	08-Oct-08	11
4	08OCT08 04			186309		0.055	08-Oct-08	11
5	08OCT08 05			185166		0.052	08-Oct-08	11
6	08OCT08 06			182235		0.035	08-Oct-08	12
7	08OCT08 07			182990		0.030	08-Oct-08	12
8	08OCT08 08			183625		0.032	08-Oct-08	12
9	08OCT08 09			184032		0.065	08-Oct-08	12
10	08OCT08 10			187911		0.056	08-Oct-08	12

Quantify Compound Summary Report
08OCT08

Sample List: D:\MassLynx Projects\AUG2002.PRO\SampleDB\stability 08OCT08
Last modified: Wed Oct 08 11:55:16 2008
Method: D:\MassLynx Projects\AUG2002.PRO\MethDB\Tune QUANT
Last modified: Wed Mar 28 11:37:26 2007
Job Code:

Printed: Wed Oct 08 12:09:52 2008

Compound 3: 59Co

#	File name	Sample ID	PPB	CPS	IS CPS	%StdDev	Aq Date	
1	08OCT08 01			594999		0.015	08-Oct-08	11
2	08OCT08 02			593682		0.016	08-Oct-08	11
3	08OCT08 03			592805		0.019	08-Oct-08	11
4	08OCT08 04			594505		0.023	08-Oct-08	11
5	08OCT08 05			588599		0.023	08-Oct-08	11
6	08OCT08 06			576585		0.020	08-Oct-08	12
7	08OCT08 07			577920		0.015	08-Oct-08	12
8	08OCT08 08			584503		0.019	08-Oct-08	12
9	08OCT08 09			581856		0.032	08-Oct-08	12
10	08OCT08 10			594190		0.030	08-Oct-08	12

Quantify Compound Summary Report
08OCT08

Sample List: D:\MassLynx Projects\AUG2002.PRO\SampleDB\stability 08OCT08
Last modified: Wed Oct 08 11:55:16 2008
Method: D:\MassLynx Projects\AUG2002.PRO\MethDB\Tune QUANT
Last modified: Wed Mar 28 11:37:26 2007
Job Code:

Printed: Wed Oct 08 12:09:52 2008

Compound 4: 60Ni

#	File name	Sample ID	PPB	CPS	IS CPS	%StdDev	Aq Date	
1	08OCT08 01			117749		0.040	08-Oct-08	11
2	08OCT08 02			117419		0.046	08-Oct-08	11
3	08OCT08 03			117417		0.049	08-Oct-08	11
4	08OCT08 04			117119		0.049	08-Oct-08	11
5	08OCT08 05			115293		0.048	08-Oct-08	11
6	08OCT08 06			113333		0.062	08-Oct-08	12
7	08OCT08 07			114111		0.040	08-Oct-08	12
8	08OCT08 08			115679		0.039	08-Oct-08	12
9	08OCT08 09			114870		0.055	08-Oct-08	12
10	08OCT08 10			117652		0.067	08-Oct-08	12

Quantify Compound Summary Report
08OCT08

Sample List: D:\MassLynx Projects\AUG2002.PRO\SampleDB\stability 08OCT08
Last modified: Wed Oct 08 11:55:16 2008
Method: D:\MassLynx Projects\AUG2002.PRO\MethDB\Tune QUANT
Last modified: Wed Mar 28 11:37:26 2007
Job Code:

Printed: Wed Oct 08 12:09:52 2008

Compound 5: 115In

#	File name	Sample ID	PPB	CPS	IS CPS	%StdDev	Aq Date	
1	08OCT08 01			1545399		0.008	08-Oct-08	11
2	08OCT08 02			1532581		0.010	08-Oct-08	11
3	08OCT08 03			1531794		0.013	08-Oct-08	11
4	08OCT08 04			1523968		0.008	08-Oct-08	11
5	08OCT08 05			1501696		0.008	08-Oct-08	11
6	08OCT08 06			1481015		0.016	08-Oct-08	12
7	08OCT08 07			1492462		0.009	08-Oct-08	12
8	08OCT08 08			1509230		0.008	08-Oct-08	12
9	08OCT08 09			1509468		0.010	08-Oct-08	12
10	08OCT08 10			1527524		0.011	08-Oct-08	12

Quantify Compound Summary Report
08OCT08

Sample List: D:\MassLynx Projects\AUG2002.PRO\SampleDB\stability 08OCT08
Last modified: Wed Oct 08 11:55:16 2008
Method: D:\MassLynx Projects\AUG2002.PRO\MethDB\Tune QUANT
Last modified: Wed Mar 28 11:37:26 2007
Job Code:

Printed: Wed Oct 08 12:09:52 2008

Compound 6: 140Ce

#	File name	Sample ID	PPB	CPS	IS CPS	%StdDev	Aq Date	I
1	08OCT08 01			1741495		0.007	08-Oct-08	11
2	08OCT08 02			1723118		0.010	08-Oct-08	11
3	08OCT08 03			1719918		0.011	08-Oct-08	11
4	08OCT08 04			1713664		0.008	08-Oct-08	11
5	08OCT08 05			1688302		0.010	08-Oct-08	11
6	08OCT08 06			1668188		0.013	08-Oct-08	12
7	08OCT08 07			1699621		0.008	08-Oct-08	12
8	08OCT08 08			1699145		0.008	08-Oct-08	12
9	08OCT08 09			1692160		0.010	08-Oct-08	12
10	08OCT08 10			1702798		0.008	08-Oct-08	12

Sample List: D:\MassLynx Projects\AUG2002.PRO\SampleDB\stability 08OCT08
Last modified: Wed Oct 08 11:55:16 2008
Method: D:\MassLynx Projects\AUG2002.PRO\MethDB\Tune QUANT
Last modified: Wed Mar 28 11:37:26 2007
Job Code:

Printed: Wed Oct 08 12:09:52 2008

Compound 10: Lead

#	File name	Sample ID	PPB	CPS	IS CPS	%StdDev	Aq Date	I
1	08OCT08 01			1195904		0.000	08-Oct-08	11
2	08OCT08 02			1196064		0.000	08-Oct-08	11
3	08OCT08 03			1182437		0.000	08-Oct-08	11
4	08OCT08 04			1173111		0.000	08-Oct-08	11
5	08OCT08 05			1152311		0.000	08-Oct-08	11
6	08OCT08 06			1156997		0.000	08-Oct-08	12
7	08OCT08 07			1164841		0.000	08-Oct-08	12
8	08OCT08 08			1167831		0.000	08-Oct-08	12
9	08OCT08 09			1165729		0.000	08-Oct-08	12
10	08OCT08 10			1164541		0.000	08-Oct-08	12

Quantify Compound Summary Report
08OCT08

Sample List: D:\MassLynx Projects\AUG2002.PRO\SampleDB\stability 08OCT08
Last modified: Wed Oct 08 11:55:16 2008
Method: D:\MassLynx Projects\AUG2002.PRO\MethDB\Tune QUANT
Last modified: Wed Mar 28 11:37:26 2007
Job Code:

Printed: Wed Oct 08 12:09:52 2008

Compound 11: 209Bi

#	File name	Sample ID	PPB	CPS	IS CPS	%StdDev	Aq Date	
1	08OCT08 01			1031662		0.010	08-Oct-08	11
2	08OCT08 02			1035849		0.015	08-Oct-08	11
3	08OCT08 03			1010834		0.019	08-Oct-08	11
4	08OCT08 04			1014546		0.013	08-Oct-08	11
5	08OCT08 05			995986		0.015	08-Oct-08	11
6	08OCT08 06			1008439		0.019	08-Oct-08	12
7	08OCT08 07			999205		0.011	08-Oct-08	12
8	08OCT08 08			1009244		0.010	08-Oct-08	12
9	08OCT08 09			1009774		0.015	08-Oct-08	12
10	08OCT08 10			1002667		0.016	08-Oct-08	12

Quantify Compound Summary Report
08OCT08

Sample List: D:\MassLynx Projects\AUG2002.PRO\SampleDB\stability 08OCT08
Last modified: Wed Oct 08 11:55:16 2008
Method: D:\MassLynx Projects\AUG2002.PRO\MethDB\Tune QUANT
Last modified: Wed Mar 28 11:37:26 2007
Job Code:

Printed: Wed Oct 08 12:09:52 2008

Compound 12: 238U

#	File name	Sample ID	PPB	CPS	IS CPS	%StdDev	Aq Date	
1	08OCT08 01			1313372		0.010	08-Oct-08	11
2	08OCT08 02			1313774		0.009	08-Oct-08	11
3	08OCT08 03			1297426		0.015	08-Oct-08	11
4	08OCT08 04			1303004		0.010	08-Oct-08	11
5	08OCT08 05			1298194		0.016	08-Oct-08	11
6	08OCT08 06			1287516		0.020	08-Oct-08	12
7	08OCT08 07			1281628		0.011	08-Oct-08	12
8	08OCT08 08			1285358		0.009	08-Oct-08	12
9	08OCT08 09			1268023		0.016	08-Oct-08	12
10	08OCT08 10			1281607		0.014	08-Oct-08	12

Quantify Compound Summary Report
08OCT08

Sample List: D:\MassLynx Projects\AUG2002.PRO\SampleDB\stability 08OCT08
Last modified: Wed Oct 08 11:55:16 2008
Method: D:\MassLynx Projects\AUG2002.PRO\MethDB\Tune QUANT
Last modified: Wed Mar 28 11:37:26 2007
Job Code:

Printed: Wed Oct 08 12:09:52 2008

Compound 13: 254UO

#	File name	Sample ID	PPB	CPS	IS CPS	%StdDev	Aq Date	
1	08OCT08 01			92232		0.050	08-Oct-08	11
2	08OCT08 02			93805		0.079	08-Oct-08	11
3	08OCT08 03			90983		0.059	08-Oct-08	11
4	08OCT08 04			97763		0.143	08-Oct-08	11
5	08OCT08 05			92495		0.100	08-Oct-08	11
6	08OCT08 06			91176		0.074	08-Oct-08	12
7	08OCT08 07			89867		0.036	08-Oct-08	12
8	08OCT08 08			90331		0.045	08-Oct-08	12
9	08OCT08 09			90497		0.112	08-Oct-08	12
10	08OCT08 10							

Sample List: D:\MassLynx Projects\AUG2002.PRO\SampleDB\stability 08OCT08
Last modified: Wed Oct 08 11:55:16 2008
Method: D:\MassLynx Projects\AUG2002.PRO\MethDB\Tune QUANT
Last modified: Wed Mar 28 11:37:26 2007
Job Code:

Printed: Wed Oct 08 12:09:52 2008

Compound 14: 220BKGD

#	File name	Sample ID	PPB	CPS	IS CPS	%StdDev	Aq Date	
1	08OCT08 01			39		8.410	08-Oct-08	11
2	08OCT08 02			38		10.607	08-Oct-08	11
3	08OCT08 03			38		11.131	08-Oct-08	11
4	08OCT08 04			38		9.909	08-Oct-08	11
5	08OCT08 05			34		11.012	08-Oct-08	11
6	08OCT08 06			36		8.078	08-Oct-08	12
7	08OCT08 07			28		12.336	08-Oct-08	12
8	08OCT08 08			28		13.168	08-Oct-08	12
9	08OCT08 09			34		9.465	08-Oct-08	12
10	08OCT08 10			34		10.956	08-Oct-08	12

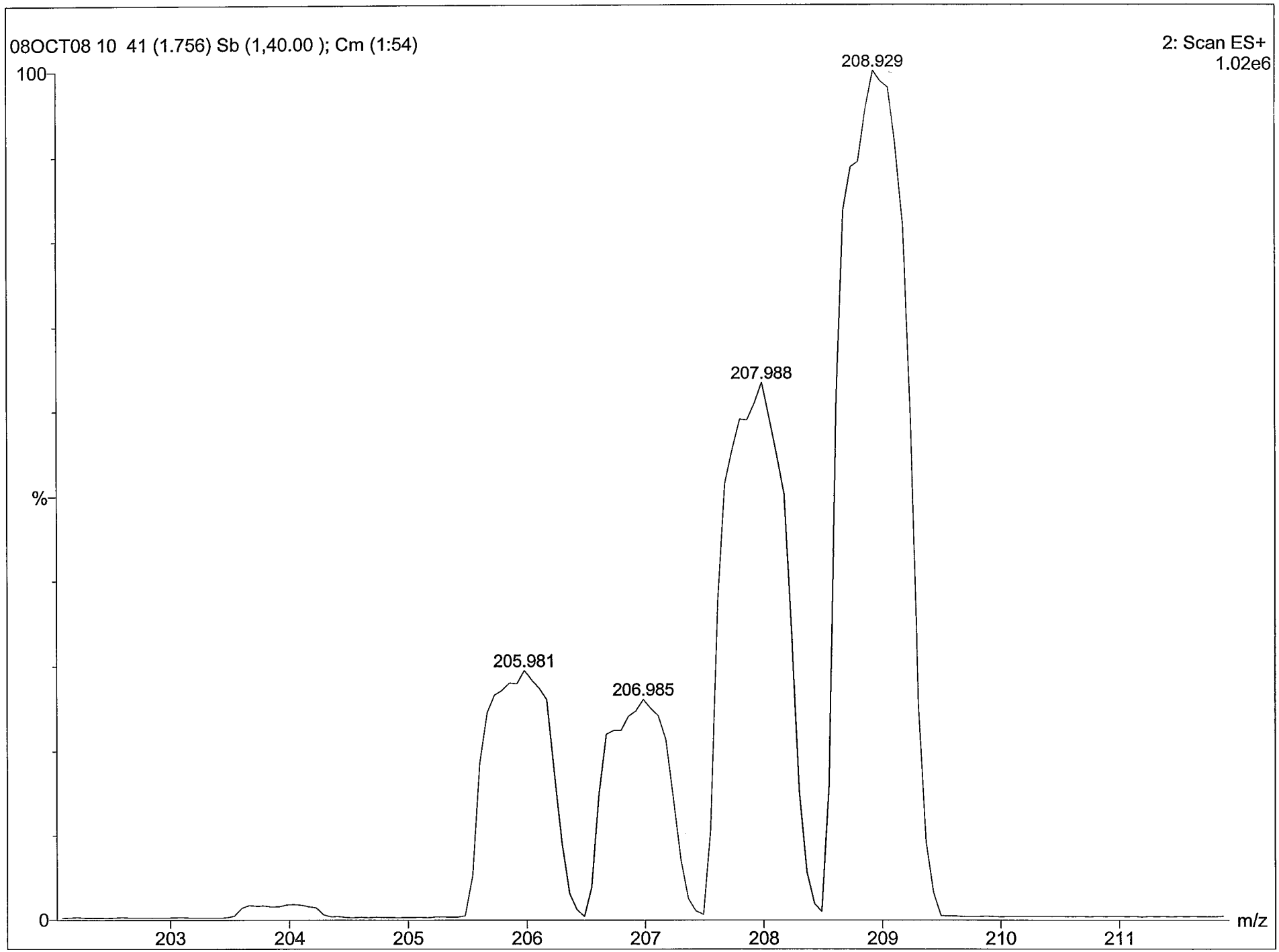
08OCT08 10 41 (1.756) Sb (1,40.00); Cm (1:54)
2: Scan ES+
1.02e6
100
%
0
208.929
207.988
205.981
206.985
203
204
205
206
207
208
209
210
211
m/z

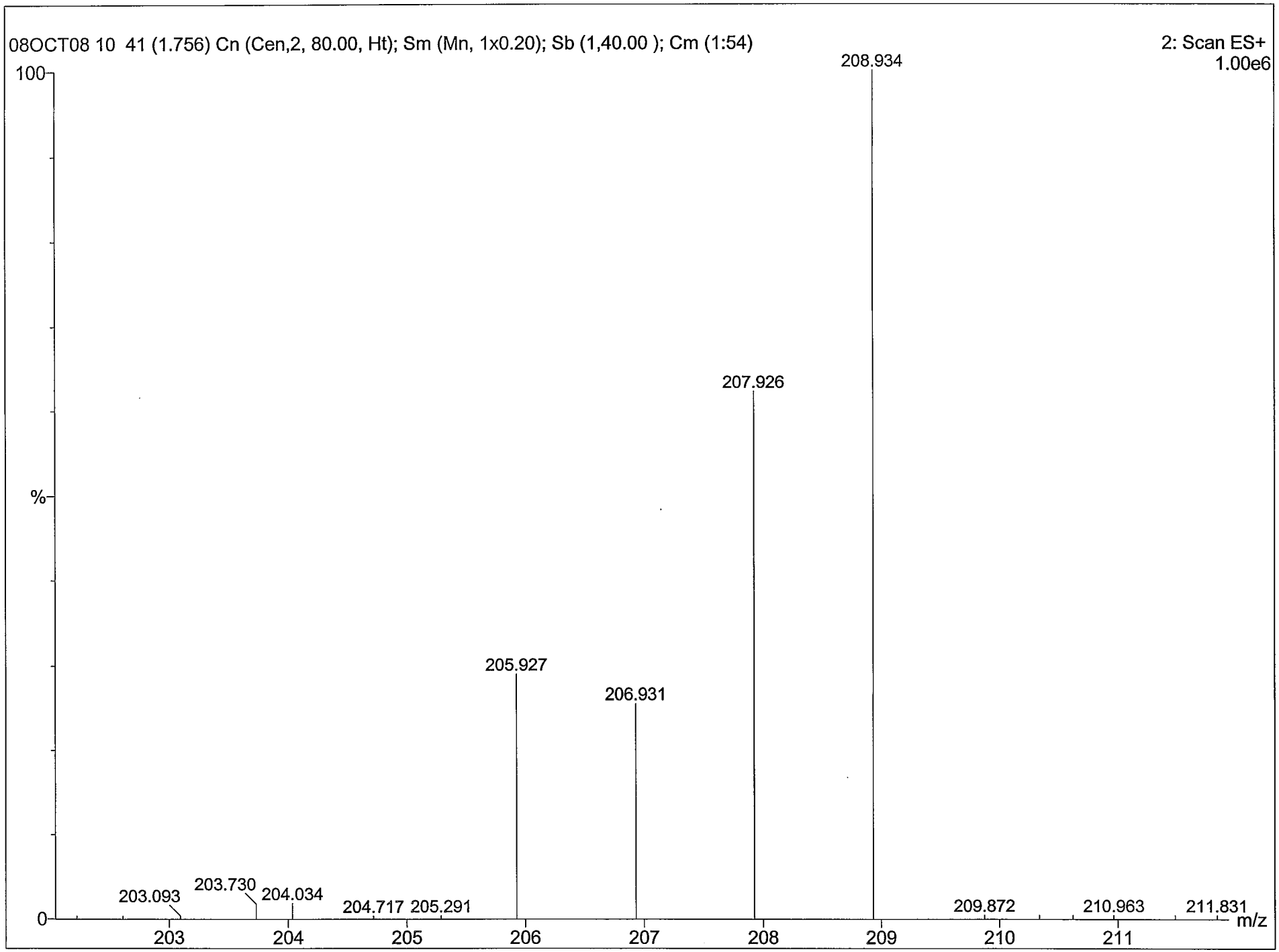
08OCT08 10 41 (1.756) Cn (Cen,2, 80.00, Ht); Sm (Mn, 1x0.20); Sb (1,40.00); Cm (1:54)
2: Scan ES+
1.00e6
100
%
0
208.934
207.926
205.927
206.931
203.093
203.730
204.034
204.717
205.291
209.872
210.963
211.831
m/z
203
204
205
206
207
208
209
210
211

Quantify Compound Summary Report
08OCT08A

Sample List: D:\MassLynx Projects\AUG2002.PRO\SampleDB\08OCT08A
Last modified: Wed Oct 08 16:04:46 2008
Method: D:\MassLynx Projects\AUG2002.PRO\MethDB\CD_SB_TL_U_PB_MO_AG_AS_SE_MN+IS
Last modified: Thu Oct 09 10:25:11 2008
Job Code:

Printed: Thu Oct 09 10:26:43 2008

Compound 19: 75As

#	File name	Sample ID	PPB	CPS	IS CPS	%StdDev	Aq Date	AqTime	IS#
1	08OCT08A 01	RINSE	0.0025293	307	1384425	2.061	08-Oct-08	12:38:25	2
2	08OCT08A 02	RINSE	0	278	1368064	2.504	08-Oct-08	12:40:45	2
3	08OCT08A 03	RINSE	0.00067721	284	1351890	1.950	08-Oct-08	12:43:22	2
4	08OCT08A 04	RINSE	0.0032677	307	1355962	1.734	08-Oct-08	12:46:27	2
5	08OCT08A 05	0 STD	0.00024117	275	1326406	1.918	08-Oct-08	12:49:33	2
6	08OCT08A 06	L/100 STD	0.014241	392	1326150	1.317	08-Oct-08	12:52:39	2
7	08OCT08A 07	L/20 STD	0.12060	1295	1339834	0.862	08-Oct-08	12:55:45	2
8	08OCT08A 08	L/10 STD	0.21618	2088	1329990	0.588	08-Oct-08	12:58:51	2
9	08OCT08A 09	LOW/2 STD	1.0099	8710	1320052	0.159	08-Oct-08	13:01:58	2
10	08OCT08A 10	LOW STD	1.9698	16779	1319215	0.145	08-Oct-08	13:05:05	2
11	08OCT08A 11	MID STD	3.9660	33740	1319657	0.089	08-Oct-08	13:08:13	2
12	08OCT08A 12	HIGH/2 STD	10.029	85472	1310185	0.048	08-Oct-08	13:11:20	2
13	08OCT08A 13	HIGH STD	19.994	173114	1329106	0.032	08-Oct-08	13:14:40	2
14	08OCT08A 14	HIGH STD READBACK	19.895	172183	1328384	0.035	08-Oct-08	13:18:16	2
15	08OCT08A 15	ICV	5.2210	43866	1301108	0.066	08-Oct-08	13:21:51	2
16	08OCT08A 16	ICB	0.0038879	295	1280838	1.638	08-Oct-08	13:27:12	2
17	08OCT08A 17	CRI_L/100	0.016705	398	1279209	1.577	08-Oct-08	13:30:21	2
18	08OCT08A 18	CRI_L/20	0.12888	1318	1293731	0.966	08-Oct-08	13:33:28	2
19	08OCT08A 19	ICSA ①	5.2546	41325	1217839	0.082	08-Oct-08	13:36:35	2
20	08OCT08A 20	ICSAB	9.3304	73583	1213487	0.059	08-Oct-08	13:39:41	2
21	08OCT08A 21	IP081006-1MB 10X	0.0078792	322	1260358	1.393	08-Oct-08	13:48:11	2
22	08OCT08A 22	IM081006-1LCS 10X	3.8200	31417	1275927	0.091	08-Oct-08	13:50:49	2
23	08OCT08A 23	IM081006-1LCSD 10X	3.9199	32285	1277650	0.090	08-Oct-08	13:53:56	2
24	08OCT08A 24	0809221-13 10X	0.0093866	337	1271762	2.070	08-Oct-08	13:57:04	2
25	08OCT08A 25	0809223-2 10X	0.46216	3929	1257286	0.430	08-Oct-08	14:00:40	2
26	08OCT08A 26	0809223-2D 10X	0.47198	4073	1277975	0.291	08-Oct-08	14:03:48	2
27	08OCT08A 27	CCV	3.9143	32503	1288122	0.091	08-Oct-08	14:06:56	2
28	08OCT08A 28	CCB	0.011791	361	1288611	1.791	08-Oct-08	14:10:04	2
29	08OCT08A 29	0809223-2L 50X	0.13805	1401	1301271	0.874	08-Oct-08	14:13:11	2
30	08OCT08A 30	0809223-2MS 10X	4.2963	35391	1277347	0.088	08-Oct-08	14:16:19	2
31	08OCT08A 31	0809223-2MSD 10X	4.4076	36227	1274322	0.067	08-Oct-08	14:19:28	2

①=do not use for As

Quantify Compound Summary Report
08OCT08A

Sample List: D:\MassLynx Projects\AUG2002.PRO\SampleDB\08OCT08A
Last modified: Wed Oct 08 16:04:46 2008
Method: D:\MassLynx Projects\AUG2002.PRO\MethDB\CD_SB_TL_U_PB_MO_AG_AS_SE_MN+IS
Last modified: Thu Oct 09 10:25:11 2008
Job Code:

Printed: Thu Oct 09 10:26:43 2008

Compound 19: 75As

#	File name	Sample ID	PPB	CPS	IS CPS	%StdDev	Aq Date	AqTime	IS#
32	08OCT08A 32	0809223-4 10X	0.49846	4216	1256751	0.356	08-Oct-08	14:22:36	2
33	08OCT08A 33	ICSA_MO	3.9929	30049	1167337	0.101	08-Oct-08	14:25:42	2
34	08OCT08A 34	ICSAB_MO	7.1909	55235	1185699	0.060	08-Oct-08	14:28:49	2
35	08OCT08A 35	IP081007-2MB 10X	0.011773	350	1249839	2.016	08-Oct-08	14:31:56	2
36	08OCT08A 36	IM081007-2LCS 10X	3.8911	31334	1249234	0.079	08-Oct-08	14:35:31	2
37	08OCT08A 37	0810025-1 10X	0.85604	6959	1237993	0.214	08-Oct-08	14:38:39	2
38	08OCT08A 38	0809210-25 10X	0.023708	444	1249699	2.942	08-Oct-08	14:41:47	2
39	08OCT08A 39	CCV	3.9836	32052	1248070	0.081	08-Oct-08	14:44:55	2
40	08OCT08A 40	CCB	0.010299	335	1237341	2.221	08-Oct-08	14:48:03	2
41	08OCT08A 41	0809210-24 10X	2.1232	17365	1267456	0.148	08-Oct-08	15:00:52	2
42	08OCT08A 42	0809210-24D 10X	2.0940	16983	1256751	0.137	08-Oct-08	15:03:59	2
43	08OCT08A 43	0809210-24L 50X	0.46405	4018	1280861	0.369	08-Oct-08	15:07:09	2
44	08OCT08A 44	0809210-24MS 10X	5.9686	48087	1246162	0.086	08-Oct-08	15:10:18	2
45	08OCT08A 45	0809210-24MSD 10X	6.0018	48314	1245044	0.081	08-Oct-08	15:13:29	2
46	08OCT08A 46	0810031-1 10X	1.7117	13967	1261778	0.167	08-Oct-08	15:16:37	2
47	08OCT08A 47	0810031-2 10X	1.7322	13996	1249606	0.153	08-Oct-08	15:20:10	2
48	08OCT08A 48	CCV	3.9528	32728	1284375	0.097	08-Oct-08	15:23:17	2
49	08OCT08A 49	CCB	0.011123	348	1261172	1.548	08-Oct-08	15:28:07	2
50	08OCT08A 50	0810008-1 50X	0.24938	2260	1269946	0.638	08-Oct-08	15:31:41	2
51	08OCT08A 51	0810008-2 50X	0.29107	2559	1252538	0.510	08-Oct-08	15:34:48	2
52	08OCT08A 52	0810008-3 50X	0.27856	2421	1232710	0.602	08-Oct-08	15:37:56	2
53	08OCT08A 53	0810008-1 10X	0.93687	7488	1220655	0.349	08-Oct-08	15:41:04	2
54	08OCT08A 54	0810008-2 10X	1.2127	9770	1238598	0.237	08-Oct-08	15:44:13	2
55	08OCT08A 55	0810008-3 10X	1.1450	9010	1208227	0.258	08-Oct-08	15:47:22	2
56	08OCT08A 56	CCV	3.9651	31372	1227311	0.089	08-Oct-08	15:50:31	2
57	08OCT08A 57	CCB	0.011301	341	1230802	1.911	08-Oct-08	15:55:51	2
58	08OCT08A 58	ICSA_CEC	0.012941	360	1252608	1.774	08-Oct-08	16:05:12	2
59	08OCT08A 59	ICSAB_CEC	3.9589	32275	1264640	0.093	08-Oct-08	16:07:52	2
60	08OCT08A 60	IP081006-1MB 10X	0.012259	359	1268108	1.550	08-Oct-08	16:10:48	2
61	08OCT08A 61	IM081006-1LCS 10X	3.7353	30421	1263593	0.105	08-Oct-08	16:13:46	2
62	08OCT08A 62	0809223-2 10X	0.33331	2868	1241554	0.519	08-Oct-08	16:16:42	2

① = do not use for As

Quantify Compound Summary Report
08OCT08A

Sample List: D:\MassLynx Projects\AUG2002.PRO\SampleDB\08OCT08A
Last modified: Wed Oct 08 16:04:46 2008
Method: D:\MassLynx Projects\AUG2002.PRO\MethDB\CD_SB_TL_U_PB_MO_AG_AS_SE_MN+IS
Last modified: Thu Oct 09 10:25:11 2008
Job Code:

Printed: Thu Oct 09 10:26:43 2008

Compound 19: 75As

#	File name	Sample ID	PPB	CPS	IS CPS	%StdDev	Aq Date	AqTime	IS#
63	08OCT08A 63	0809223-2D 10X	0.32395	2804	1245766	0.415	08-Oct-08	16:19:36	2
64	08OCT08A 64	0809223-2L 50X	0.10411	1058	1226775	1.135	08-Oct-08	16:22:31	2
65	08OCT08A 65	0809223-2MS 10X	4.0833	32521	1235293	0.082	08-Oct-08	16:25:27	2
66	08OCT08A 66	0809223-2MSD 10X	4.0820	32606	1238900	0.085	08-Oct-08	16:28:22	2
67	08OCT08A 67	0810008-1 10X	0.11910	1190	1243392	0.800	08-Oct-08	16:31:18	2
68	08OCT08A 68	CCV	4.0069	32000	1238784	0.097	08-Oct-08	16:34:13	2
69	08OCT08A 69	CCB	0.0076431	307	1208692	2.081	08-Oct-08	16:37:33	2
70	08OCT08A 70	0810008-2 10X	0.42325	3534	1227613	0.336	08-Oct-08	16:40:53	2
71	08OCT08A 71	0810008-3 10X	0.27200	2395	1245743	0.398	08-Oct-08	16:43:48	2
72	08OCT08A 72	CRI_L/100	0.036464	528	1211764	2.866	08-Oct-08	16:46:44	2
73	08OCT08A 73	CCV	4.1063	32258	1218397	0.073	08-Oct-08	16:49:41	2
74	08OCT08A 74	CCB	0.010657	327	1197824	1.550	08-Oct-08	16:53:01	2
75	08OCT08A 75	RINSE							

Quantify Compound Summary Report
08OCT08A

Sample List: D:\MassLynx Projects\AUG2002.PRO\SampleDB\08OCT08A
Last modified: Wed Oct 08 16:04:46 2008
Method: D:\MassLynx Projects\AUG2002.PRO\MethDB\CD_SB_TL_U_PB_MO_AG_AS_SE_MN+IS
Last modified: Wed Oct 08 16:59:22 2008
Job Code:

Printed: Wed Oct 08 17:01:07 2008

Compound 3: 78Se

#	File name	Sample ID	PPB	CPS	IS CPS	%StdDev	Aq Date	AqTime	IS#
1	08OCT08A 01	RINSE	0.012475	182	1384425	2.381	08-Oct-08	12:38:25	2
2	08OCT08A 02	RINSE	0.012536	180	1368064	2.621	08-Oct-08	12:40:45	2
3	08OCT08A 03	RINSE	0.012997	179	1351890	2.424	08-Oct-08	12:43:22	2
4	08OCT08A 04	RINSE	0.011961	177	1355962	2.420	08-Oct-08	12:46:27	2
5	08OCT08A 05	0 STD	0.0085626	165	1326406	2.252	08-Oct-08	12:49:33	2
6	08OCT08A 06	L/100 STD	0.022350	198	1326150	2.116	08-Oct-08	12:52:39	2
7	08OCT08A 07	L/20 STD	0.066520	307	1339834	1.656	08-Oct-08	12:55:45	2
8	08OCT08A 08	L/10 STD	0.14435	492	1329990	2.388	08-Oct-08	12:58:51	2
9	08OCT08A 09	LOW/2 STD	1.0463	2658	1320052	0.447	08-Oct-08	13:01:58	2
10	08OCT08A 10	LOW STD	2.0225	5034	1319215	0.264	08-Oct-08	13:05:05	2
11	08OCT08A 11	MID STD	4.0553	10080	1319657	0.163	08-Oct-08	13:08:13	2
12	08OCT08A 12	HIGH/2 STD	9.9527	25028	1310185	0.106	08-Oct-08	13:11:20	2
13	08OCT08A 13	HIGH STD	20.010	51652	1329106	0.060	08-Oct-08	13:14:40	2
14	08OCT08A 14	HIGH STD READBACK	19.593	50560	1328384	0.071	08-Oct-08	13:18:16	2
15	08OCT08A 15	ICV	5.0678	12455	1301108	0.109	08-Oct-08	13:21:51	2
16	08OCT08A 16	ICB	0.027435	203	1280838	2.080	08-Oct-08	13:27:12	2
17	08OCT08A 17	CRI_L/100	0.034469	219	1279209	2.437	08-Oct-08	13:30:21	2
18	08OCT08A 18	CRI_L/20	0.079586	327	1293731	1.727	08-Oct-08	13:33:28	2
19	08OCT08A 19	ICSA ①	0.068770	284	1217839	1.737	08-Oct-08	13:36:35	2
20	08OCT08A 20	ICSAB	4.2532	9726	1213487	0.140	08-Oct-08	13:39:41	2
21	08OCT08A 21	IP081006-1MB 10X	0.012611	166	1260358	2.522	08-Oct-08	13:48:11	2
22	08OCT08A 22	IM081006-1LCS 10X	3.9159	9408	1275927	0.171	08-Oct-08	13:50:49	2
23	08OCT08A 23	IM081006-1LCSD 10X	4.0025	9631	1277650	0.172	08-Oct-08	13:53:56	2
24	08OCT08A 24	0809221-13 10X	0.018486	181	1271762	2.146	08-Oct-08	13:57:04	2
25	08OCT08A 25	0809223-2 10X	0.067802	291	1257286	1.421	08-Oct-08	14:00:40	2
26	08OCT08A 26	0809223-2D 10X	0.062267	283	1277975	1.513	08-Oct-08	14:03:48	2
27	08OCT08A 27	CCV	3.9417	9561	1288122	0.176	08-Oct-08	14:06:56	2
28	08OCT08A 28	CCB	0.021752	191	1288611	2.067	08-Oct-08	14:10:04	2
29	08OCT08A 29	0809223-2L 50X	0.025206	201	1301271	2.269	08-Oct-08	14:13:11	2
30	08OCT08A 30	0809223-2MS 10X	3.9351	9465	1277347	0.205	08-Oct-08	14:16:19	2
31	08OCT08A 31	0809223-2MSD 10X	4.1730	10019	1274322	0.145	08-Oct-08	14:19:28	2

① = do not use for Se

Quantify Compound Summary Report
08OCT08A

Sample List: D:\MassLynx Projects\AUG2002.PRO\SampleDB\08OCT08A
Last modified: Wed Oct 08 16:04:46 2008
Method: D:\MassLynx Projects\AUG2002.PRO\MethDB\CD_SB_TL_U_PB_MO_AG_AS_SE_MN+IS
Last modified: Wed Oct 08 16:59:22 2008
Job Code:

Printed: Wed Oct 08 17:01:07 2008

Compound 3: 78Se

#	File name	Sample ID	PPB	CPS	IS CPS	%StdDev	Aq Date	AqTime	IS#
32	08OCT08A 32	0809223-4 10X (1)	0.064776	284	1256751	1.447	08-Oct-08	14:22:36	2
33	08OCT08A 33	ICSA_MO	0.040229	212	1167337	1.952	08-Oct-08	14:25:42	2
34	08OCT08A 34	ICSAB_MO	2.9821	6651	1185699	0.240	08-Oct-08	14:28:49	2
35	08OCT08A 35	IP081007-2MB 10X	0.022082	186	1249839	2.054	08-Oct-08	14:31:56	2
36	08OCT08A 36	IM081007-2LCS 10X	3.8985	9170	1249234	0.173	08-Oct-08	14:35:31	2
37	08OCT08A 37	0810025-1 10X	0.051925	251	1237993	1.588	08-Oct-08	14:38:39	2
38	08OCT08A 38	0809210-25 10X	0.020320	182	1249699	2.540	08-Oct-08	14:41:47	2
39	08OCT08A 39	CCV	3.9257	9226	1248070	0.156	08-Oct-08	14:44:55	2
40	08OCT08A 40	CCB	0.026045	193	1237341	2.373	08-Oct-08	14:48:03	2
41	08OCT08A 41	0809210-24 10X	0.049317	251	1267456	1.680	08-Oct-08	15:00:52	2
42	08OCT08A 42	0809210-24D 10X	0.050250	251	1256751	1.588	08-Oct-08	15:03:59	2
43	08OCT08A 43	0809210-24L 50X	0.022248	191	1280861	2.514	08-Oct-08	15:07:09	2
44	08OCT08A 44	0809210-24MS 10X	4.0926	9607	1246162	0.182	08-Oct-08	15:10:18	2
45	08OCT08A 45	0809210-24MSD 10X	4.1005	9617	1245044	0.231	08-Oct-08	15:13:29	2
46	08OCT08A 46	0810031-1 10X	0.083564	328	1261778	1.777	08-Oct-08	15:16:37	2
47	08OCT08A 47	0810031-2 10X	0.090274	340	1249606	1.554	08-Oct-08	15:20:10	2
48	08OCT08A 48	CCV	3.9789	9624	1284375	0.180	08-Oct-08	15:23:17	2
49	08OCT08A 49	CCB	0.022220	188	1261172	2.614	08-Oct-08	15:28:07	2
50	08OCT08A 50	0810008-1 50X	0.028623	204	1269946	2.347	08-Oct-08	15:31:41	2
51	08OCT08A 51	0810008-2 50X	0.026323	196	1252538	2.615	08-Oct-08	15:34:48	2
52	08OCT08A 52	0810008-3 50X	0.030859	203	1232710	2.435	08-Oct-08	15:37:56	2
53	08OCT08A 53	0810008-1 10X	0.057143	259	1220655	1.786	08-Oct-08	15:41:04	2
54	08OCT08A 54	0810008-2 10X	0.060802	271	1238598	2.016	08-Oct-08	15:44:13	2
55	08OCT08A 55	0810008-3 10X	0.062013	267	1208227	1.873	08-Oct-08	15:47:22	2
56	08OCT08A 56	CCV	4.0657	9399	1227311	0.154	08-Oct-08	15:50:31	2
57	08OCT08A 57	CCB	0.021557	182	1230802	2.774	08-Oct-08	15:55:51	2
58	08OCT08A 58	ICSA_CEC	0.018365	178	1252608	2.627	08-Oct-08	16:05:12	2
59	08OCT08A 59	ICSAB_CEC	4.0125	9557	1264640	0.194	08-Oct-08	16:07:52	2
60	08OCT08A 60	IP081006-1MB 10X	0.017840	179	1268108	2.382	08-Oct-08	16:10:48	2
61	08OCT08A 61	IM081006-1LCS 10X	3.7055	8813	1263593	0.161	08-Oct-08	16:13:46	2
62	08OCT08A 62	0809223-2 10X	0.056058	261	1241554	1.542	08-Oct-08	16:16:42	2

(1) = do not use for Se

Quantify Compound Summary Report
08OCT08A

Sample List: D:\MassLynx Projects\AUG2002.PRO\SampleDB\08OCT08A
Last modified: Wed Oct 08 16:04:46 2008
Method: D:\MassLynx Projects\AUG2002.PRO\MethDB\CD_SB_TL_U_PB_MO_AG_AS_SE_MN+IS
Last modified: Wed Oct 08 16:59:22 2008
Job Code:

Printed: Wed Oct 08 17:01:07 2008

Compound 3: 78Se

#	File name	Sample ID	PPB	CPS	IS CPS	%StdDev	Aq Date	AqTime	IS#
63	08OCT08A 63	0809223-2D 10X	0.055221	260	1245766	1.999	08-Oct-08	16:19:36	2
64	08OCT08A 64	0809223-2L 50X	0.026789	193	1226775	2.226	08-Oct-08	16:22:31	2
65	08OCT08A 65	0809223-2MS 10X	3.7843	8800	1235293	0.188	08-Oct-08	16:25:27	2
66	08OCT08A 66	0809223-2MSD 10X	3.7823	8821	1238900	0.186	08-Oct-08	16:28:22	2
67	08OCT08A 67	0810008-1 10X	0.038533	222	1243392	2.113	08-Oct-08	16:31:18	2
68	08OCT08A 68	CCV	3.9367	9183	1238784	0.175	08-Oct-08	16:34:13	2
69	08OCT08A 69	CCB	0.022138	180	1208692	2.864	08-Oct-08	16:37:33	2
70	08OCT08A 70	0810008-2 10X	0.032590	206	1227613	2.186	08-Oct-08	16:40:53	2
71	08OCT08A 71	0810008-3 10X	0.030794	205	1245743	2.115	08-Oct-08	16:43:48	2
72	08OCT08A 72	CRI_L/100	0.030151	198	1211764	2.473	08-Oct-08	16:46:44	2
73	08OCT08A 73	CCV	4.0905	9388	1218397	0.138	08-Oct-08	16:49:41	2
74	08OCT08A 74	CCB	0.024735	184	1197824	2.678	08-Oct-08	16:53:01	2
75	08OCT08A 75	RINSE							

Quantify Compound Summary Report
08OCT08A

Sample List: D:\MassLynx Projects\AUG2002.PRO\SampleDB\08OCT08A
Last modified: Wed Oct 08 16:04:46 2008
Method: D:\MassLynx Projects\AUG2002.PRO\MethDB\CD_SB_TL_U_PB_MO_AG_AS_SE_MN+IS
Last modified: Wed Oct 08 16:59:22 2008
Job Code:

Printed: Wed Oct 08 17:01:07 2008

Compound 6: 1Cadmium

#	File name	Sample ID	PPB	CPS	IS CPS	%StdDev	Aq Date	AqTime	IS#
1	08OCT08A 01	RINSE	0.0019593	39	1428876	0.000	08-Oct-08	12:38:25	1
2	08OCT08A 02	RINSE	0.0023676	44	1433763	0.000	08-Oct-08	12:40:45	1
3	08OCT08A 03	RINSE	0.0027894	49	1432692	0.000	08-Oct-08	12:43:22	1
4	08OCT08A 04	RINSE	0.0027830	48	1405743	0.000	08-Oct-08	12:46:27	1
5	08OCT08A 05	0 STD	0.0026235	46	1402438	0.000	08-Oct-08	12:49:33	1
6	08OCT08A 06	L/100 STD	0.0099905	131	1397807	0.000	08-Oct-08	12:52:39	1
7	08OCT08A 07	L/20 STD	0.034834	414	1378258	0.000	08-Oct-08	12:55:45	1
8	08OCT08A 08	L/10 STD	0.10412	1233	1404905	0.000	08-Oct-08	12:58:51	1
9	08OCT08A 09	LOW/2 STD	0.49301	5777	1391593	0.000	08-Oct-08	13:01:58	1
10	08OCT08A 10	LOW STD	1.0038	11868	1391244	0.000	08-Oct-08	13:05:05	1
11	08OCT08A 11	MID STD	2.0275	24173	1378374	0.000	08-Oct-08	13:08:13	1
12	08OCT08A 12	HIGH/2 STD	4.9832	61881	1386054	0.000	08-Oct-08	13:11:20	1
13	08OCT08A 13	HIGH STD	10.003	126549	1404905	0.000	08-Oct-08	13:14:40	1
14	08OCT08A 14	HIGH STD READBACK	10.015	125238	1388823	0.000	08-Oct-08	13:18:16	1
15	08OCT08A 15	ICV	2.5076	29959	1371066	0.000	08-Oct-08	13:21:51	1
16	08OCT08A 16	ICB	0.0038132	57	1333760	0.000	08-Oct-08	13:27:12	1
17	08OCT08A 17	CRI_L/100	0.0092471	118	1343232	0.000	08-Oct-08	13:30:21	1
18	08OCT08A 18	CRI_L/20	0.036722	427	1349586	0.000	08-Oct-08	13:33:28	1
19	08OCT08A 19	ICSA	0	0	1318912	0.000	08-Oct-08	13:36:35	1
20	08OCT08A 20	ICSAB	1.9139	21706	1313536	0.000	08-Oct-08	13:39:41	1
21	08OCT08A 21	IP081006-1MB 10X	0.0027215	44	1319168	0.000	08-Oct-08	13:48:11	1
22	08OCT08A 22	IM081006-1LCS 10X	1.9524	22721	1347049	0.000	08-Oct-08	13:50:49	1
23	08OCT08A 23	IM081006-1LCSD 10X	1.9684	22778	1339066	0.000	08-Oct-08	13:53:56	1
24	08OCT08A 24	0809221-13 10X	0.00080341	24	1340114	0.000	08-Oct-08	13:57:04	1
25	08OCT08A 25	0809223-2 10X	0.0019804	37	1342953	0.000	08-Oct-08	14:00:40	1
26	08OCT08A 26	0809223-2D 10X	0.0031408	50	1356800	0.000	08-Oct-08	14:03:48	1
27	08OCT08A 27	CCV	1.9817	23159	1352052	0.000	08-Oct-08	14:06:56	1
28	08OCT08A 28	CCB	0.0030335	49	1354124	0.000	08-Oct-08	14:10:04	1
29	08OCT08A 29	0809223-2L 50X	0.0025400	44	1373394	0.000	08-Oct-08	14:13:11	1
30	08OCT08A 30	0809223-2MS 10X	1.9141	22559	1365039	0.000	08-Oct-08	14:16:19	1
31	08OCT08A 31	0809223-2MSD 10X	1.9681	22893	1346025	0.000	08-Oct-08	14:19:28	1

Quantify Compound Summary Report
08OCT08A

Sample List: D:\MassLynx Projects\AUG2002.PRO\SampleDB\08OCT08A
Last modified: Wed Oct 08 16:04:46 2008
Method: D:\MassLynx Projects\AUG2002.PRO\MethDB\CD_SB_TL_U_PB_MO_AG_AS_SE_MN+IS
Last modified: Wed Oct 08 16:59:22 2008
Job Code:

Printed: Wed Oct 08 17:01:07 2008

Compound 6: 1Cadmium

#	File name	Sample ID	PPB	CPS	IS CPS	%StdDev	Aq Date	AqTime	IS#
32	08OCT08A 32	0809223-4 10X	0.0026082	44	1346048	0.000	08-Oct-08	14:22:36	1
33	08OCT08A 33	ICSA_MO Mo only	0.0080853	99	1271133	0.000	08-Oct-08	14:25:42	1
34	08OCT08A 34	ICSAB_MO	1.6592	18365	1287424	0.000	08-Oct-08	14:28:49	1
35	08OCT08A 35	IP081007-2MB 10X	0.0033040	51	1327895	0.000	08-Oct-08	14:31:56	1
36	08OCT08A 36	IM081007-2LCS 10X	1.9696	22318	1311186	0.000	08-Oct-08	14:35:31	1
37	08OCT08A 37	0810025-1 10X	0.0049278	68	1311930	0.000	08-Oct-08	14:38:39	1
38	08OCT08A 38	0809210-25 10X	0.010152	124	1300922	0.000	08-Oct-08	14:41:47	1
39	08OCT08A 39	CCV	1.9978	22583	1307439	0.000	08-Oct-08	14:44:55	1
40	08OCT08A 40	CCB	0.0035819	52	1282420	0.000	08-Oct-08	14:48:03	1
41	08OCT08A 41	0809210-24 10X	0.0047828	67	1333062	0.000	08-Oct-08	15:00:52	1
42	08OCT08A 42	0809210-24D 10X	0.0054732	75	1334924	0.000	08-Oct-08	15:03:59	1
43	08OCT08A 43	0809210-24L 50X	0.0040344	60	1350004	0.000	08-Oct-08	15:07:09	1
44	08OCT08A 44	0809210-24MS 10X	1.8833	21491	1322356	0.000	08-Oct-08	15:10:18	1
45	08OCT08A 45	0809210-24MSD 10X	1.9399	22184	1323916	0.000	08-Oct-08	15:13:29	1
46	08OCT08A 46	0810031-1 10X	0.0026339	44	1328617	0.000	08-Oct-08	15:16:37	1
47	08OCT08A 47	0810031-2 10X	0.0025788	43	1319540	0.000	08-Oct-08	15:20:10	1
48	08OCT08A 48	CCV	1.9619	22816	1345885	0.000	08-Oct-08	15:23:17	1
49	08OCT08A 49	CCB	0.0033930	51	1311069	0.000	08-Oct-08	15:28:07	1
50	08OCT08A 50	0810008-1 50X Mn only	0.021397	254	1344931	0.000	08-Oct-08	15:31:41	1
51	08OCT08A 51	0810008-2 50X	0.039883	453	1323031	0.000	08-Oct-08	15:34:48	1
52	08OCT08A 52	0810008-3 50X	0.046481	523	1316724	0.000	08-Oct-08	15:37:56	1
53	08OCT08A 53	0810008-1 10X	0.14500	1590	1303668	0.000	08-Oct-08	15:41:04	1
54	08OCT08A 54	0810008-2 10X	0.26834	2962	1314490	0.000	08-Oct-08	15:44:13	1
55	08OCT08A 55	0810008-3 10X	0.30436	3324	1300247	0.000	08-Oct-08	15:47:22	1
56	08OCT08A 56	CCV	2.0050	22421	1293242	0.000	08-Oct-08	15:50:31	1
57	08OCT08A 57	CCB	0.0037487	54	1286912	0.000	08-Oct-08	15:55:51	1
58	08OCT08A 58	ICSA_CEC As, Se only	0.042414	478	1315887	0.000	08-Oct-08	16:05:12	1
59	08OCT08A 59	ICSAB_CEC	0.080304	900	1324707	0.000	08-Oct-08	16:07:52	1
60	08OCT08A 60	IP081006-1MB 10X	0.0018061	34	1323404	0.000	08-Oct-08	16:10:48	1
61	08OCT08A 61	IM081006-1LCS 10X	0.0031118	49	1337158	0.000	08-Oct-08	16:13:46	1
62	08OCT08A 62	0809223-2 10X	0.0016339	32	1320425	0.000	08-Oct-08	16:16:42	1

Quantify Compound Summary Report
08OCT08A

Sample List: D:\MassLynx Projects\AUG2002.PRO\SampleDB\08OCT08A
Last modified: Wed Oct 08 16:04:46 2008
Method: D:\MassLynx Projects\AUG2002.PRO\MethDB\CD_SB_TL_U_PB_MO_AG_AS_SE_MN+IS
Last modified: Wed Oct 08 16:59:22 2008
Job Code:

Printed: Wed Oct 08 17:01:07 2008

Compound 6: 1Cadmium

As Se only

#	File name	Sample ID	PPB	CPS	IS CPS	%StdDev	Aq Date	AqTime	IS#
63	08OCT08A 63	0809223-2D 10X	0.0030530	47	1310906	0.000	08-Oct-08	16:19:36	1
64	08OCT08A 64	0809223-2L 50X	0.0030654	47	1292730	0.000	08-Oct-08	16:22:31	1
65	08OCT08A 65	0809223-2MS 10X	0.0030460	47	1302482	0.000	08-Oct-08	16:25:27	1
66	08OCT08A 66	0809223-2MSD 10X	0.0040515	58	1305600	0.000	08-Oct-08	16:28:22	1
67	08OCT08A 67	0810008-1 10X	0.0032582	49	1302482	0.000	08-Oct-08	16:31:18	1
68	08OCT08A 68	CCV	1.9999	22272	1288076	0.000	08-Oct-08	16:34:13	1
69	08OCT08A 69	CCB	0.0024741	40	1276463	0.000	08-Oct-08	16:37:33	1
70	08OCT08A 70	0810008-2 10X	0.0022122	38	1289728	0.000	08-Oct-08	16:40:53	1
71	08OCT08A 71	0810008-3 10X	0.0026889	43	1309952	0.000	08-Oct-08	16:43:48	1
72	08OCT08A 72	CRI_L/100	0.010594	125	1263174	0.000	08-Oct-08	16:46:44	1
73	08OCT08A 73	CCV	2.0330	22506	1279698	0.000	08-Oct-08	16:49:41	1
74	08OCT08A 74	CCB	0.0041703	57	1257588	0.000	08-Oct-08	16:53:01	1
75	08OCT08A 75	RINSE							

Quantify Compound Summary Report
08OCT08A

Sample List: D:\MassLynx Projects\AUG2002.PRO\SampleDB\08OCT08A
Last modified: Wed Oct 08 16:04:46 2008
Method: D:\MassLynx Projects\AUG2002.PRO\MethDB\CD_SB_TL_U_PB_MO_AG_AS_SE_MN+IS
Last modified: Wed Oct 08 16:59:22 2008
Job Code:

Printed: Wed Oct 08 17:01:07 2008

Compound 9: 121Sb

#	File name	Sample ID	PPB	CPS	IS CPS	%StdDev	Aq Date	AqTime	IS#
1	08OCT08A 01	RINSE	0	345	1428876	1.806	08-Oct-08	12:38:25	1
2	08OCT08A 02	RINSE	0	388	1433763	1.557	08-Oct-08	12:40:45	1
3	08OCT08A 03	RINSE	0	401	1432692	1.661	08-Oct-08	12:43:22	1
4	08OCT08A 04	RINSE	0	389	1405743	1.750	08-Oct-08	12:46:27	1
5	08OCT08A 05	0 STD	0	372	1402438	1.789	08-Oct-08	12:49:33	1
6	08OCT08A 06	L/100 STD	0.011314	900	1397807	1.244	08-Oct-08	12:52:39	1
7	08OCT08A 07	L/20 STD	0.053766	2558	1378258	0.486	08-Oct-08	12:55:45	1
8	08OCT08A 08	L/10 STD	0.10057	4486	1404905	0.375	08-Oct-08	12:58:51	1
9	08OCT08A 09	LOW/2 STD	0.49301	20096	1391593	0.121	08-Oct-08	13:01:58	1
10	08OCT08A 10	LOW STD	0.98973	40017	1391244	0.075	08-Oct-08	13:05:05	1
11	08OCT08A 11	MID STD	2.0161	80812	1378374	0.051	08-Oct-08	13:08:13	1
12	08OCT08A 12	HIGH/2 STD	4.9946	203363	1386054	0.027	08-Oct-08	13:11:20	1
13	08OCT08A 13	HIGH STD	10.001	414964	1404905	0.020	08-Oct-08	13:14:40	1
14	08OCT08A 14	HIGH STD READBACK	9.9193	406895	1388823	0.020	08-Oct-08	13:18:16	1
15	08OCT08A 15	ICV	2.4829	99148	1371066	0.038	08-Oct-08	13:21:51	1
16	08OCT08A 16	ICB	0	426	1333760	1.639	08-Oct-08	13:27:12	1
17	08OCT08A 17	CRI_L/100	0.014317	980	1343232	1.327	08-Oct-08	13:30:21	1
18	08OCT08A 18	CRI_L/20	0.054394	2529	1349586	0.437	08-Oct-08	13:33:28	1
19	08OCT08A 19	ICSA	0.024191	1334	1318912	0.763	08-Oct-08	13:36:35	1
20	08OCT08A 20	ICSAB	2.0150	76966	1313536	0.050	08-Oct-08	13:39:41	1
21	08OCT08A 21	IP081006-1MB 10X	0	393	1319168	1.608	08-Oct-08	13:48:11	1
22	08OCT08A 22	IM081006-1LCS 10X	1.9869	77825	1347049	0.046	08-Oct-08	13:50:49	1
23	08OCT08A 23	IM081006-1LCSD 10X	2.0249	78849	1339066	0.043	08-Oct-08	13:53:56	1
24	08OCT08A 24	0809221-13 10X	0.0018793	502	1340114	2.552	08-Oct-08	13:57:04	1
25	08OCT08A 25	0809223-2 10X	0.021678	1262	1342953	0.703	08-Oct-08	14:00:40	1
26	08OCT08A 26	0809223-2D 10X	0.020516	1230	1356800	0.796	08-Oct-08	14:03:48	1
27	08OCT08A 27	CCV	1.9986	78575	1352052	0.044	08-Oct-08	14:06:56	1
28	08OCT08A 28	CCB	0.00091547	470	1354124	2.249	08-Oct-08	14:10:04	1
29	08OCT08A 29	0809223-2L 50X	0.0073015	727	1373394	2.032	08-Oct-08	14:13:11	1
30	08OCT08A 30	0809223-2MS 10X	1.9489	77344	1365039	0.054	08-Oct-08	14:16:19	1
31	08OCT08A 31	0809223-2MSD 10X	2.0202	79076	1346025	0.045	08-Oct-08	14:19:28	1

Quantify Compound Summary Report
08OCT08A

Sample List: D:\MassLynx Projects\AUG2002.PRO\SampleDB\08OCT08A
Last modified: Wed Oct 08 16:04:46 2008
Method: D:\MassLynx Projects\AUG2002.PRO\MethDB\CD_SB_TL_U_PB_MO_AG_AS_SE_MN+IS
Last modified: Wed Oct 08 16:59:22 2008
Job Code:

Printed: Wed Oct 08 17:01:07 2008

Compound 9: 121Sb

#	File name	Sample ID	PPB	CPS	IS CPS	%StdDev	Aq Date	AqTime	IS#
32	08OCT08A 32	0809223-4 10X	0.024387	1369	1346048	0.739	08-Oct-08	14:22:36	1
33	08OCT08A 33	ICSA_MO Mo only	0.029104	1464	1271133	1.000	08-Oct-08	14:25:42	1
34	08OCT08A 34	ICSAB_MO	1.8046	67519	1287424	0.036	08-Oct-08	14:28:49	1
35	08OCT08A 35	IP081007-2MB 10X	0.0050610	618	1327895	2.258	08-Oct-08	14:31:56	1
36	08OCT08A 36	IM081007-2LCS 10X	1.9871	75760	1311186	0.046	08-Oct-08	14:35:31	1
37	08OCT08A 37	0810025-1 10X	0.015835	1014	1311930	1.054	08-Oct-08	14:38:39	1
38	08OCT08A 38	0809210-25 10X	0.00098187	454	1300922	2.605	08-Oct-08	14:41:47	1
39	08OCT08A 39	CCV	2.0069	76298	1307439	0.050	08-Oct-08	14:44:55	1
40	08OCT08A 40	CCB	0	402	1282420	1.159	08-Oct-08	14:48:03	1
41	08OCT08A 41	0809210-24 10X	0.015852	1031	1333062	1.134	08-Oct-08	15:00:52	1
42	08OCT08A 42	0809210-24D 10X	0.015027	1001	1334924	0.861	08-Oct-08	15:03:59	1
43	08OCT08A 43	0809210-24L 50X	0	418	1350004	1.169	08-Oct-08	15:07:09	1
44	08OCT08A 44	0809210-24MS 10X	1.9692	75711	1322356	0.050	08-Oct-08	15:10:18	1
45	08OCT08A 45	0809210-24MSD 10X	1.9657	75668	1323916	0.053	08-Oct-08	15:13:29	1
46	08OCT08A 46	0810031-1 10X	0.025092	1378	1328617	0.799	08-Oct-08	15:16:37	1
47	08OCT08A 47	0810031-2 10X	0.023908	1324	1319540	0.896	08-Oct-08	15:20:10	1
48	08OCT08A 48	CCV	1.9820	77564	1345885	0.056	08-Oct-08	15:23:17	1
49	08OCT08A 49	CCB	0	402	1311069	1.508	08-Oct-08	15:28:07	1
50	08OCT08A 50	0810008-1 50X Mn only	0.0059746	661	1344931	2.045	08-Oct-08	15:31:41	1
51	08OCT08A 51	0810008-2 50X	0.014998	991	1323031	1.168	08-Oct-08	15:34:48	1
52	08OCT08A 52	0810008-3 50X	0.012038	875	1316724	1.290	08-Oct-08	15:37:56	1
53	08OCT08A 53	0810008-1 10X	0.034868	1716	1303668	0.684	08-Oct-08	15:41:04	1
54	08OCT08A 54	0810008-2 10X	0.056972	2560	1314490	0.607	08-Oct-08	15:44:13	1
55	08OCT08A 55	0810008-3 10X	0.058257	2580	1300247	0.470	08-Oct-08	15:47:22	1
56	08OCT08A 56	CCV	1.9866	74703	1293242	0.055	08-Oct-08	15:50:31	1
57	08OCT08A 57	CCB	0.0045184	579	1286912	2.574	08-Oct-08	15:55:51	1
58	08OCT08A 58	ICSA_CEC As, Se only	0.018442	1115	1315887	0.939	08-Oct-08	16:05:12	1
59	08OCT08A 59	ICSAB_CEC	1.7976	69206	1324707	0.042	08-Oct-08	16:07:52	1
60	08OCT08A 60	IP081006-1MB 10X	0	410	1323404	1.515	08-Oct-08	16:10:48	1
61	08OCT08A 61	IM081006-1LCS 10X	1.5217	59103	1337158	0.047	08-Oct-08	16:13:46	1
62	08OCT08A 62	0809223-2 10X	0.020675	1203	1320425	0.820	08-Oct-08	16:16:42	1

Quantify Compound Summary Report
08OCT08A

Sample List: D:\MassLynx Projects\AUG2002.PRO\SampleDB\08OCT08A
Last modified: Wed Oct 08 16:04:46 2008
Method: D:\MassLynx Projects\AUG2002.PRO\MethDB\CD_SB_TL_U_PB_MO_AG_AS_SE_MN+IS
Last modified: Wed Oct 08 16:59:22 2008
Job Code:

Printed: Wed Oct 08 17:01:07 2008

Compound 9: 121Sb

As, Se only

#	File name	Sample ID	PPB	CPS	IS CPS	%StdDev	Aq Date	AqTime	IS#
63	08OCT08A 63	0809223-2D 10X	0.018501	1113	1310906	0.835	08-Oct-08	16:19:36	1
64	08OCT08A 64	0809223-2L 50X	0	398	1292730	1.636	08-Oct-08	16:22:31	1
65	08OCT08A 65	0809223-2MS 10X	1.5610	59060	1302482	0.055	08-Oct-08	16:25:27	1
66	08OCT08A 66	0809223-2MSD 10X	1.5663	59401	1305600	0.053	08-Oct-08	16:28:22	1
67	08OCT08A 67	0810008-1 10X	0.023777	1302	1302482	1.053	08-Oct-08	16:31:18	1
68	08OCT08A 68	CCV	1.9933	74656	1288076	0.045	08-Oct-08	16:34:13	1
69	08OCT08A 69	CCB	0	355	1276463	1.846	08-Oct-08	16:37:33	1
70	08OCT08A 70	0810008-2 10X	0.048236	2190	1289728	0.465	08-Oct-08	16:40:53	1
71	08OCT08A 71	0810008-3 10X	0.044351	2079	1309952	0.585	08-Oct-08	16:43:48	1
72	08OCT08A 72	CRI_L/100	0.016270	992	1263174	1.109	08-Oct-08	16:46:44	1
73	08OCT08A 73	CCV	2.0044	74588	1279698	0.060	08-Oct-08	16:49:41	1
74	08OCT08A 74	CCB	0	384	1257588	1.510	08-Oct-08	16:53:01	1
75	08OCT08A 75	RINSE							

Quantify Compound Summary Report
08OCT08A

Sample List: D:\MassLynx Projects\AUG2002.PRO\SampleDB\08OCT08A
Last modified: Wed Oct 08 16:04:46 2008
Method: D:\MassLynx Projects\AUG2002.PRO\MethDB\CD_SB_TL_U_PB_MO_AG_AS_SE_MN+IS
Last modified: Wed Oct 08 16:59:22 2008
Job Code:

Printed: Wed Oct 08 17:01:07 2008

Compound 12: 205Tl

#	File name	Sample ID	PPB	CPS	IS CPS	%StdDev	Aq Date	AqTime	IS#
1	08OCT08A 01	RINSE	8.6576e-5	54	930211	7.025	08-Oct-08	12:38:25	7
2	08OCT08A 02	RINSE	0.00023706	64	935168	6.839	08-Oct-08	12:40:45	7
3	08OCT08A 03	RINSE	7.3245e-5	53	927698	6.652	08-Oct-08	12:43:22	7
4	08OCT08A 04	RINSE	0.00019675	60	913874	7.311	08-Oct-08	12:46:27	7
5	08OCT08A 05	0 STD	0.00011775	55	913594	7.614	08-Oct-08	12:49:33	7
6	08OCT08A 06	L/100 STD	0.00056895	83	908591	5.749	08-Oct-08	12:52:39	7
7	08OCT08A 07	L/20 STD	0.0019889	173	912966	3.135	08-Oct-08	12:55:45	7
8	08OCT08A 08	L/10 STD	0.0039631	302	925743	1.884	08-Oct-08	12:58:51	7
9	08OCT08A 09	LOW/2 STD	0.025488	1669	907916	0.783	08-Oct-08	13:01:58	7
10	08OCT08A 10	LOW STD	0.050505	3330	914502	0.445	08-Oct-08	13:05:05	7
11	08OCT08A 11	MID STD	0.10120	6739	907613	0.284	08-Oct-08	13:08:13	7
12	08OCT08A 12	HIGH/2 STD	0.24907	17329	907497	0.152	08-Oct-08	13:11:20	7
13	08OCT08A 13	HIGH STD	0.50020	35772	926999	0.100	08-Oct-08	13:14:40	7
14	08OCT08A 14	HIGH STD READBACK	0.49847	35380	919785	0.100	08-Oct-08	13:18:16	7
15	08OCT08A 15	ICV	0.12800	8565	903098	0.215	08-Oct-08	13:21:51	7
16	08OCT08A 16	ICB	0.0052255	365	881990	1.727	08-Oct-08	13:27:12	7
17	08OCT08A 17	CRI_L/100	0.0034443	255	878522	2.242	08-Oct-08	13:30:21	7
18	08OCT08A 18	CRI_L/20	0.0047833	345	900468	1.765	08-Oct-08	13:33:28	7
19	08OCT08A 19	ICSA	0.0026797	190	800675	3.091	08-Oct-08	13:36:35	7
20	08OCT08A 20	ICSAB	0.10341	6087	801606	0.357	08-Oct-08	13:39:41	7
21	08OCT08A 21	IP081006-1MB 10X	0.0011733	119	894092	3.589	08-Oct-08	13:48:11	7
22	08OCT08A 22	IM081006-1LCS 10X	0.096213	6396	907730	0.326	08-Oct-08	13:50:49	7
23	08OCT08A 23	IM081006-1LCSD 10X	0.11683	7831	908288	0.247	08-Oct-08	13:53:56	7
24	08OCT08A 24	0809221-13 10X	0.0032500	249	899584	1.897	08-Oct-08	13:57:04	7
25	08OCT08A 25	0809223-2 10X	0.0057513	404	897047	1.482	08-Oct-08	14:00:40	7
26	08OCT08A 26	0809223-2D 10X	0.0053789	380	895186	1.669	08-Oct-08	14:03:48	7
27	08OCT08A 27	CCV	0.096364	6410	908242	0.303	08-Oct-08	14:06:56	7
28	08OCT08A 28	CCB	0.0029624	232	903168	3.012	08-Oct-08	14:10:04	7
29	08OCT08A 29	0809223-2L 50X	0.0023979	204	936681	2.895	08-Oct-08	14:13:11	7
30	08OCT08A 30	0809223-2MS 10X	0.096208	6375	904797	0.319	08-Oct-08	14:16:19	7
31	08OCT08A 31	0809223-2MSD 10X	0.10205	6764	903052	0.279	08-Oct-08	14:19:28	7

Quantify Compound Summary Report
08OCT08A

Sample List: D:\MassLynx Projects\AUG2002.PRO\SampleDB\08OCT08A
Last modified: Wed Oct 08 16:04:46 2008
Method: D:\MassLynx Projects\AUG2002.PRO\MethDB\CD_SB_TL_U_PB_MO_AG_AS_SE_MN+IS
Last modified: Wed Oct 08 16:59:22 2008
Job Code:

Printed: Wed Oct 08 17:01:07 2008

Compound 12: 205Tl

#	File name	Sample ID	PPB	CPS	IS CPS	%StdDev	Aq Date	AqTime	IS#
32	08OCT08A 32	0809223-4 10X	0.0074136	504	890438	1.967	08-Oct-08	14:22:36	7
33	08OCT08A 33	ICSA_MO Mo only	0.0053620	319	753571	1.786	08-Oct-08	14:25:42	7
34	08OCT08A 34	ICSAB_MO	0.11494	6566	774633	0.251	08-Oct-08	14:28:49	7
35	08OCT08A 35	IP081007-2MB 10X	0.0011473	118	898676	3.872	08-Oct-08	14:31:56	7
36	08OCT08A 36	IM081007-2LCS 10X	0.092108	6004	891439	0.335	08-Oct-08	14:35:31	7
37	08OCT08A 37	0810025-1 10X	0.0034736	257	879267	2.061	08-Oct-08	14:38:39	7
38	08OCT08A 38	0809210-25 10X	0.0014389	133	878150	3.340	08-Oct-08	14:41:47	7
39	08OCT08A 39	CCV	0.099684	6470	885108	0.320	08-Oct-08	14:44:55	7
40	08OCT08A 40	CCB	0.0027838	213	871145	2.680	08-Oct-08	14:48:03	7
41	08OCT08A 41	0809210-24 10X	0.017687	1104	858531	0.782	08-Oct-08	15:00:52	7
42	08OCT08A 42	0809210-24D 10X	0.018614	1174	868794	1.032	08-Oct-08	15:03:59	7
43	08OCT08A 43	0809210-24L 50X	0.0030219	232	888902	1.924	08-Oct-08	15:07:09	7
44	08OCT08A 44	0809210-24MS 10X	0.11021	6954	857111	0.218	08-Oct-08	15:10:18	7
45	08OCT08A 45	0809210-24MSD 10X	0.10878	6879	859439	0.305	08-Oct-08	15:13:29	7
46	08OCT08A 46	0810031-1 10X	0.0034070	247	858601	2.844	08-Oct-08	15:16:37	7
47	08OCT08A 47	0810031-2 10X	0.0017824	155	884666	3.405	08-Oct-08	15:20:10	7
48	08OCT08A 48	CCV	0.10001	6527	889879	0.281	08-Oct-08	15:23:17	7
49	08OCT08A 49	CCB	0.0021690	176	871494	3.138	08-Oct-08	15:28:07	7
50	08OCT08A 50	0810008-1 50X Mn only	0.0013124	128	896931	3.800	08-Oct-08	15:31:41	7
51	08OCT08A 51	0810008-2 50X	0.0011124	114	884457	4.347	08-Oct-08	15:34:48	7
52	08OCT08A 52	0810008-3 50X	0.00075613	92	882269	4.490	08-Oct-08	15:37:56	7
53	08OCT08A 53	0810008-1 10X	0.0022113	176	859043	2.626	08-Oct-08	15:41:04	7
54	08OCT08A 54	0810008-2 10X	0.0021529	172	856436	3.252	08-Oct-08	15:44:13	7
55	08OCT08A 55	0810008-3 10X	0.0028099	211	856646	2.048	08-Oct-08	15:47:22	7
56	08OCT08A 56	CCV	0.097275	6266	879220	0.257	08-Oct-08	15:50:31	7
57	08OCT08A 57	CCB	0.0030070	226	869353	2.691	08-Oct-08	15:55:51	7
58	08OCT08A 58	ICSA_CEC As,Se only	0.00080263	96	893114	4.499	08-Oct-08	16:05:12	7
59	08OCT08A 59	ICSAB_CEC	0.087878	5770	899351	0.292	08-Oct-08	16:07:52	7
60	08OCT08A 60	IP081006-1MB 10X	0.0029480	229	894976	3.211	08-Oct-08	16:10:48	7
61	08OCT08A 61	IM081006-1LCS 10X	0.079738	5191	894394	0.358	08-Oct-08	16:13:46	7
62	08OCT08A 62	0809223-2 10X	0.0058735	411	895698	1.769	08-Oct-08	16:16:42	7

Quantify Compound Summary Report
08OCT08A

Sample List: D:\MassLynx Projects\AUG2002.PRO\SampleDB\08OCT08A
Last modified: Wed Oct 08 16:04:46 2008
Method: D:\MassLynx Projects\AUG2002.PRO\MethDB\CD_SB_TL_U_PB_MO_AG_AS_SE_MN+IS
Last modified: Wed Oct 08 16:59:22 2008
Job Code:

Printed: Wed Oct 08 17:01:07 2008

Compound 12: 205Tl

As, Se only

#	File name	Sample ID	PPB	CPS	IS CPS	%StdDev	Aq Date	AqTime	IS#
63	08OCT08A 63	0809223-2D 10X	0.0049572	352	890671	1.641	08-Oct-08	16:19:36	7
64	08OCT08A 64	0809223-2L 50X	0.0017293	150	874450	3.000	08-Oct-08	16:22:31	7
65	08OCT08A 65	0809223-2MS 10X	0.084206	5432	884806	0.287	08-Oct-08	16:25:27	7
66	08OCT08A 66	0809223-2MSD 10X	0.086181	5567	885364	0.291	08-Oct-08	16:28:22	7
67	08OCT08A 67	0810008-1 10X	0.0043910	318	893487	2.192	08-Oct-08	16:31:18	7
68	08OCT08A 68	CCV	0.099433	6364	872890	0.330	08-Oct-08	16:34:13	7
69	08OCT08A 69	CCB	0.0027044	207	866095	2.747	08-Oct-08	16:37:33	7
70	08OCT08A 70	0810008-2 10X	0.0024309	193	876986	2.758	08-Oct-08	16:40:53	7
71	08OCT08A 71	0810008-3 10X	0.0033081	254	904495	1.928	08-Oct-08	16:43:48	7
72	08OCT08A 72	CRI_L/100	0.0012645	120	860812	3.761	08-Oct-08	16:46:44	7
73	08OCT08A 73	CCV	0.098421	6313	875124	0.281	08-Oct-08	16:49:41	7
74	08OCT08A 74	CCB	0.0025352	194	853527	2.861	08-Oct-08	16:53:01	7
75	08OCT08A 75	RINSE							

Sample List: D:\MassLynx Projects\AUG2002.PRO\SampleDB\08OCT08A
Last modified: Wed Oct 08 16:04:46 2008
Method: D:\MassLynx Projects\AUG2002.PRO\MethDB\CD_SB_TL_U_PB_MO_AG_AS_SE_MN+IS
Last modified: Wed Oct 08 16:59:22 2008
Job Code:

Printed: Wed Oct 08 17:01:07 2008

Compound 18: 0Lead

#	File name	Sample ID	PPB	CPS	IS CPS	%StdDev	Aq Date	AqTime	IS#
1	08OCT08A 01	RINSE	0.00092506	304	930211	0.000	08-Oct-08	12:38:25	7
2	08OCT08A 02	RINSE	0.00088263	301	935168	0.000	08-Oct-08	12:40:45	7
3	08OCT08A 03	RINSE	0.0016732	384	927698	0.000	08-Oct-08	12:43:22	7
4	08OCT08A 04	RINSE	0.00061816	266	913874	0.000	08-Oct-08	12:46:27	7
5	08OCT08A 05	0 STD	0.00094791	301	913594	0.000	08-Oct-08	12:49:33	7
6	08OCT08A 06	L/100 STD	0.054773	5995	908591	0.000	08-Oct-08	12:52:39	7
7	08OCT08A 07	L/20 STD	0.23143	24816	912966	0.000	08-Oct-08	12:55:45	7
8	08OCT08A 08	L/10 STD	0.47473	51429	925743	0.000	08-Oct-08	12:58:51	7
9	08OCT08A 09	LOW/2 STD	2.5120	267086	907916	0.000	08-Oct-08	13:01:58	7
10	08OCT08A 10	LOW STD	5.0178	539557	914502	0.000	08-Oct-08	13:05:05	7
11	08OCT08A 11	MID STD	10.030	1078208	907613	0.000	08-Oct-08	13:08:13	7
12	08OCT08A 12	HIGH/2 STD	24.974	2716161	907497	0.000	08-Oct-08	13:11:20	7
13	08OCT08A 13	HIGH STD	50.006	5476306	926999	0.000	08-Oct-08	13:14:40	7
14	08OCT08A 14	HIGH STD READBACK	50.362	5469580	919785	0.000	08-Oct-08	13:18:16	7
15	08OCT08A 15	ICV	12.982	1393577	903098	0.000	08-Oct-08	13:21:51	7
16	08OCT08A 16	ICB	0.0035807	561	881990	0.000	08-Oct-08	13:27:12	7
17	08OCT08A 17	CRI_L/100	0.056829	6007	878522	0.000	08-Oct-08	13:30:21	7
18	08OCT08A 18	CRI_L/20	0.23150	24484	900468	0.000	08-Oct-08	13:33:28	7
19	08OCT08A 19	ICSA	0.023901	2404	800675	0.000	08-Oct-08	13:36:35	7
20	08OCT08A 20	ICSAB	10.373	985315	801606	0.000	08-Oct-08	13:39:41	7
21	08OCT08A 21	IP081006-1MB 10X	0.012103	1456	894092	0.000	08-Oct-08	13:48:11	7
22	08OCT08A 22	IM081006-1LCS 10X	10.059	1081547	907730	0.000	08-Oct-08	13:50:49	7
23	08OCT08A 23	IM081006-1LCSD 10X	10.009	1076753	908288	0.000	08-Oct-08	13:53:56	7
24	08OCT08A 24	0809221-13 10X	0.0054785	771	899584	0.000	08-Oct-08	13:57:04	7
25	08OCT08A 25	0809223-2 10X	0.030330	3365	897047	0.000	08-Oct-08	14:00:40	7
26	08OCT08A 26	0809223-2D 10X	0.025428	2847	895186	0.000	08-Oct-08	14:03:48	7
27	08OCT08A 27	CCV	9.9176	1066729	908242	0.000	08-Oct-08	14:06:56	7
28	08OCT08A 28	CCB	0.0020264	411	903168	0.000	08-Oct-08	14:10:04	7
29	08OCT08A 29	0809223-2L 50X	0.0071214	982	936681	0.000	08-Oct-08	14:13:11	7
30	08OCT08A 30	0809223-2MS 10X	9.9265	1063651	904797	0.000	08-Oct-08	14:16:19	7
31	08OCT08A 31	0809223-2MSD 10X	10.084	1078632	903052	0.000	08-Oct-08	14:19:28	7

Quantify Compound Summary Report
08OCT08A

Sample List: D:\MassLynx Projects\AUG2002.PRO\SampleDB\08OCT08A
Last modified: Wed Oct 08 16:04:46 2008
Method: D:\MassLynx Projects\AUG2002.PRO\MethDB\CD_SB_TL_U_PB_MO_AG_AS_SE_MN+IS
Last modified: Wed Oct 08 16:59:22 2008
Job Code:

Printed: Wed Oct 08 17:01:07 2008

Compound 18: 0Lead

#	File name	Sample ID	PPB	CPS	IS CPS	%StdDev	Aq Date	AqTime	IS#
32	08OCT08A 32	0809223-4 10X	0.043586	4715	890438	0.000	08-Oct-08	14:22:36	7
33	08OCT08A 33	ICSA_MO Mo only	0.064877	5859	753571	0.000	08-Oct-08	14:25:42	7
34	08OCT08A 34	ICSAB_MO	10.717	984105	774633	0.000	08-Oct-08	14:28:49	7
35	08OCT08A 35	IP081007-2MB 10X	0.0069861	928	898676	0.000	08-Oct-08	14:31:56	7
36	08OCT08A 36	IM081007-2LCS 10X	10.036	1059706	891439	0.000	08-Oct-08	14:35:31	7
37	08OCT08A 37	0810025-1 10X	0.052317	5550	879267	0.000	08-Oct-08	14:38:39	7
38	08OCT08A 38	0809210-25 10X	0.044418	4735	878150	0.000	08-Oct-08	14:41:47	7
39	08OCT08A 39	CCV	10.015	1049873	885108	0.000	08-Oct-08	14:44:55	7
40	08OCT08A 40	CCB	0.0045852	656	871145	0.000	08-Oct-08	14:48:03	7
41	08OCT08A 41	0809210-24 10X	0.026044	2792	858531	0.000	08-Oct-08	15:00:52	7
42	08OCT08A 42	0809210-24D 10X	0.023757	2594	868794	0.000	08-Oct-08	15:03:59	7
43	08OCT08A 43	0809210-24L 50X	0.0054027	754	888902	0.000	08-Oct-08	15:07:09	7
44	08OCT08A 44	0809210-24MS 10X	9.9560	1010624	857111	0.000	08-Oct-08	15:10:18	7
45	08OCT08A 45	0809210-24MSD 10X	9.9747	1015296	859439	0.000	08-Oct-08	15:13:29	7
46	08OCT08A 46	0810031-1 10X	0.015871	1775	858601	0.000	08-Oct-08	15:16:37	7
47	08OCT08A 47	0810031-2 10X	0.0072139	937	884666	0.000	08-Oct-08	15:20:10	7
48	08OCT08A 48	CCV	10.035	1057658	889879	0.000	08-Oct-08	15:23:17	7
49	08OCT08A 49	CCB	0.0048880	687	871494	0.000	08-Oct-08	15:28:07	7
50	08OCT08A 50	0810008-1 50X Mn only	0.021871	2481	896931	0.000	08-Oct-08	15:31:41	7
51	08OCT08A 51	0810008-2 50X	0.029749	3258	884457	0.000	08-Oct-08	15:34:48	7
52	08OCT08A 52	0810008-3 50X	0.028057	3076	882269	0.000	08-Oct-08	15:37:56	7
53	08OCT08A 53	0810008-1 10X	0.099223	10116	859043	0.000	08-Oct-08	15:41:04	7
54	08OCT08A 54	0810008-2 10X	0.15322	15473	856436	0.000	08-Oct-08	15:44:13	7
55	08OCT08A 55	0810008-3 10X	0.14440	14597	856646	0.000	08-Oct-08	15:47:22	7
56	08OCT08A 56	CCV	9.9654	1037685	879220	0.000	08-Oct-08	15:50:31	7
57	08OCT08A 57	CCB	0.011058	1310	869353	0.000	08-Oct-08	15:55:51	7
58	08OCT08A 58	ICSA_CEC As, Se only	0.00024358	221	893114	0.000	08-Oct-08	16:05:12	7
59	08OCT08A 59	ICSAB_CEC	0.0022722	435	899351	0.000	08-Oct-08	16:07:52	7
60	08OCT08A 60	IP081006-1MB 10X	0.0011411	315	894976	0.000	08-Oct-08	16:10:48	7
61	08OCT08A 61	IM081006-1LCS 10X	0.0026120	468	894394	0.000	08-Oct-08	16:13:46	7
62	08OCT08A 62	0809223-2 10X	0.00081269	281	895698	0.000	08-Oct-08	16:16:42	7

Quantify Compound Summary Report
08OCT08A

Sample List: D:\MassLynx Projects\AUG2002.PRO\SampleDB\08OCT08A
Last modified: Wed Oct 08 16:04:46 2008
Method: D:\MassLynx Projects\AUG2002.PRO\MethDB\CD_SB_TL_U_PB_MO_AG_AS_SE_MN+IS
Last modified: Wed Oct 08 16:59:22 2008
Job Code:

Printed: Wed Oct 08 17:01:07 2008

Compound 18: 0Lead

As Se only

#	File name	Sample ID	PPB	CPS	IS CPS	%StdDev	Aq Date	AqTime	IS#
63	08OCT08A 63	0809223-2D 10X	0.00066399	264	890671	0.000	08-Oct-08	16:19:36	7
64	08OCT08A 64	0809223-2L 50X	0.0011335	307	874450	0.000	08-Oct-08	16:22:31	7
65	08OCT08A 65	0809223-2MS 10X	0.0017679	376	884806	0.000	08-Oct-08	16:25:27	7
66	08OCT08A 66	0809223-2MSD 10X	0.0019692	397	885364	0.000	08-Oct-08	16:28:22	7
67	08OCT08A 67	0810008-1 10X	0.0040390	616	893487	0.000	08-Oct-08	16:31:18	7
68	08OCT08A 68	CCV	9.9850	1032262	872890	0.000	08-Oct-08	16:34:13	7
69	08OCT08A 69	CCB	0.0014402	335	866095	0.000	08-Oct-08	16:37:33	7
70	08OCT08A 70	0810008-2 10X	0.00088975	283	876986	0.000	08-Oct-08	16:40:53	7
71	08OCT08A 71	0810008-3 10X	0.00079598	282	904495	0.000	08-Oct-08	16:43:48	7
72	08OCT08A 72	CRI_L/100	0.056900	5893	860812	0.000	08-Oct-08	16:46:44	7
73	08OCT08A 73	CCV	9.9596	1032238	875124	0.000	08-Oct-08	16:49:41	7
74	08OCT08A 74	CCB	0.0031592	501	853527	0.000	08-Oct-08	16:53:01	7
75	08OCT08A 75	RINSE							

Quantify Compound Summary Report
08OCT08A

Sample List: D:\MassLynx Projects\AUG2002.PRO\SampleDB\08OCT08A
Last modified: Wed Oct 08 16:04:46 2008
Method: D:\MassLynx Projects\AUG2002.PRO\MethDB\CD_SB_TL_U_PB_MO_AG_AS_SE_MN+IS
Last modified: Thu Oct 09 10:25:11 2008
Job Code:

Printed: Thu Oct 09 10:26:43 2008

Compound 20: 98Mo

#	File name	Sample ID	PPB	CPS	IS CPS	%StdDev	Aq Date	AqTime	IS#
1	08OCT08A 01	RINSE	0.0020825	70	1384425	5.326	08-Oct-08	12:38:25	2
2	08OCT08A 02	RINSE	0.0021396	71	1368064	6.196	08-Oct-08	12:40:45	2
3	08OCT08A 03	RINSE	0.0022928	75	1351890	5.497	08-Oct-08	12:43:22	2
4	08OCT08A 04	RINSE	0.0021910	72	1355962	4.630	08-Oct-08	12:46:27	2
5	08OCT08A 05	0 STD	0.0019513	63	1326406	7.035	08-Oct-08	12:49:33	2
6	08OCT08A 06	L/100 STD	0.0080168	251	1326150	2.255	08-Oct-08	12:52:39	2
7	08OCT08A 07	L/20 STD	0.050498	1585	1339834	0.959	08-Oct-08	12:55:45	2
8	08OCT08A 08	L/10 STD	0.10053	3132	1329990	0.497	08-Oct-08	12:58:51	2
9	08OCT08A 09	LOW/2 STD	0.49127	15271	1320052	0.159	08-Oct-08	13:01:58	2
10	08OCT08A 10	LOW STD	0.99611	31162	1319215	0.071	08-Oct-08	13:05:05	2
11	08OCT08A 11	MID STD	2.0226	64109	1319657	0.053	08-Oct-08	13:08:13	2
12	08OCT08A 12	HIGH/2 STD	4.9888	161007	1310185	0.032	08-Oct-08	13:11:20	2
13	08OCT08A 13	HIGH STD	10.002	329315	1329106	0.023	08-Oct-08	13:14:40	2
14	08OCT08A 14	HIGH STD READBACK	9.9751	328279	1328384	0.022	08-Oct-08	13:18:16	2
15	08OCT08A 15	ICV	2.5863	81316	1301108	0.049	08-Oct-08	13:21:51	2
16	08OCT08A 16	ICB	0.013613	410	1280838	3.154	08-Oct-08	13:27:12	2
17	08OCT08A 17	CRI_L/100 do not use	0.012962	390	1279209	1.279	08-Oct-08	13:30:21	2
18	08OCT08A 18	CRI_L/20	0.056823	1722	1293731	0.815	08-Oct-08	13:33:28	2
19	08OCT08A 19	ICSA do not use		6366581	1217839	0.003	08-Oct-08	13:36:35	2
20	08OCT08A 20	ICSAB		6351872	1213487	0.004	08-Oct-08	13:39:41	2
21	08OCT08A 21	IP081006-1MB 10X	0.10922	3225	1260358	0.536	08-Oct-08	13:48:11	2
22	08OCT08A 22	IM081006-1LCS 10X	2.0745	63612	1275927	0.050	08-Oct-08	13:50:49	2
23	08OCT08A 23	IM081006-1LCSD 10X	2.0855	64042	1277650	0.049	08-Oct-08	13:53:56	2
24	08OCT08A 24	0809221-13 10X	0.62821	18850	1271762	0.134	08-Oct-08	13:57:04	2
25	08OCT08A 25	0809223-2 10X	0.15921	4692	1257286	0.316	08-Oct-08	14:00:40	2
26	08OCT08A 26	0809223-2D 10X	0.15161	4541	1277975	0.373	08-Oct-08	14:03:48	2
27	08OCT08A 27	CCV	1.9951	61706	1288122	0.064	08-Oct-08	14:06:56	2
28	08OCT08A 28	CCB	0.023387	707	1288611	2.278	08-Oct-08	14:10:04	2
29	08OCT08A 29	0809223-2L 50X	0.044017	1342	1301271	0.971	08-Oct-08	14:13:11	2
30	08OCT08A 30	0809223-2MS 10X	2.1137	64915	1277347	0.039	08-Oct-08	14:16:19	2
31	08OCT08A 31	0809223-2MSD 10X	2.1688	66489	1274322	0.073	08-Oct-08	14:19:28	2

Quantify Compound Summary Report
08OCT08A

Sample List: D:\MassLynx Projects\AUG2002.PRO\SampleDB\08OCT08A
Last modified: Wed Oct 08 16:04:46 2008
Method: D:\MassLynx Projects\AUG2002.PRO\MethDB\CD_SB_TL_U_PB_MO_AG_AS_SE_MN+IS
Last modified: Thu Oct 09 10:25:11 2008
Job Code:

Printed: Thu Oct 09 10:26:43 2008

Compound 20: 98Mo

#	File name	Sample ID	PPB	CPS	IS CPS	%StdDev	Aq Date	AqTime	IS#
32	08OCT08A 32	0809223-4 10X	0.18031	5313	1256751	0.319	08-Oct-08	14:22:36	2
33	08OCT08A 33	ICSA_MO	0.093365	2553	1167337	0.468	08-Oct-08	14:25:42	2
34	08OCT08A 34	ICSAB_MO	2.2769	65025	1185699	0.042	08-Oct-08	14:28:49	2
35	08OCT08A 35	IP081007-2MB 10X	0.046104	1350	1249839	0.851	08-Oct-08	14:31:56	2
36	08OCT08A 36	IM081007-2LCS 10X	1.9934	59789	1249234	0.045	08-Oct-08	14:35:31	2
37	08OCT08A 37	0810025-1 10X	0.36088	10501	1237993	0.182	08-Oct-08	14:38:39	2
38	08OCT08A 38	0809210-25 10X	0.012380	364	1249699	2.027	08-Oct-08	14:41:47	2
39	08OCT08A 39	CCV	1.9990	59907	1248070	0.050	08-Oct-08	14:44:55	2
40	08OCT08A 40	CCB	0.010119	295	1237341	2.498	08-Oct-08	14:48:03	2
41	08OCT08A 41	0809210-24 10X	0.48929	14603	1267456	0.175	08-Oct-08	15:00:52	2
42	08OCT08A 42	0809210-24D 10X	0.49614	14684	1256751	0.149	08-Oct-08	15:03:59	2
43	08OCT08A 43	0809210-24L 50X	0.099185	2976	1280861	0.454	08-Oct-08	15:07:09	2
44	08OCT08A 44	0809210-24MS 10X	2.4909	74935	1246162	0.051	08-Oct-08	15:10:18	2
45	08OCT08A 45	0809210-24MSD 10X	2.4911	74874	1245044	0.053	08-Oct-08	15:13:29	2
46	08OCT08A 46	0810031-1 10X	0.34817	10324	1261778	0.209	08-Oct-08	15:16:37	2
47	08OCT08A 47	0810031-2 10X	0.32823	9636	1249606	0.189	08-Oct-08	15:20:10	2
48	08OCT08A 48	CCV	1.9920	61427	1284375	0.052	08-Oct-08	15:23:17	2
49	08OCT08A 49	CCB	0.0087392	260	1261172	2.476	08-Oct-08	15:28:07	2
50	08OCT08A 50	0810008-1 50X Mn only	.068211	2029	1269946	0.631	08-Oct-08	15:31:41	2
51	08OCT08A 51	0810008-2 50X	0.16569	4865	1252538	0.248	08-Oct-08	15:34:48	2
52	08OCT08A 52	0810008-3 50X	0.10998	3176	1232710	0.418	08-Oct-08	15:37:56	2
53	08OCT08A 53	0810008-1 10X	0.31109	8919	1220655	0.233	08-Oct-08	15:41:04	2
54	08OCT08A 54	0810008-2 10X	0.83349	24427	1238598	0.135	08-Oct-08	15:44:13	2
55	08OCT08A 55	0810008-3 10X	0.57040	16247	1208227	0.174	08-Oct-08	15:47:22	2
56	08OCT08A 56	CCV	1.9999	58938	1227311	0.064	08-Oct-08	15:50:31	2
57	08OCT08A 57	CCB	0.010555	306	1230802	2.436	08-Oct-08	15:55:51	2
58	08OCT08A 58	ICSA_CEC As, Se only		1786089	1252608	0.008	08-Oct-08	16:05:12	2
59	08OCT08A 59	ICSAB_CEC	0	2378752	1264640	0.007	08-Oct-08	16:07:52	2
60	08OCT08A 60	IP081006-1MB 10X	0.37131	11069	1268108	0.462	08-Oct-08	16:10:48	2
61	08OCT08A 61	IM081006-1LCS 10X	0.73462	21934	1263593	0.096	08-Oct-08	16:13:46	2
62	08OCT08A 62	0809223-2 10X	0.12090	3517	1241554	0.405	08-Oct-08	16:16:42	2

Quantify Compound Summary Report
08OCT08A

Sample List: D:\MassLynx Projects\AUG2002.PRO\SampleDB\08OCT08A
Last modified: Wed Oct 08 16:04:46 2008
Method: D:\MassLynx Projects\AUG2002.PRO\MethDB\CD_SB_TL_U_PB_MO_AG_AS_SE_MN+IS
Last modified: Thu Oct 09 10:25:11 2008
Job Code:

Printed: Thu Oct 09 10:26:43 2008

Compound 20: 98Mo

As, Se only

#	File name	Sample ID	PPB	CPS	IS CPS	%StdDev	Aq Date	AqTime	IS#
63	08OCT08A 63	0809223-2D 10X	0.095539	2788	1245766	0.576	08-Oct-08	16:19:36	2
64	08OCT08A 64	0809223-2L 50X	0.034536	993	1226775	1.040	08-Oct-08	16:22:31	2
65	08OCT08A 65	0809223-2MS 10X	0.67323	19634	1235293	0.119	08-Oct-08	16:25:27	2
66	08OCT08A 66	0809223-2MSD 10X	0.67105	19627	1238900	0.110	08-Oct-08	16:28:22	2
67	08OCT08A 67	0810008-1 10X	0.14163	4127	1243392	0.320	08-Oct-08	16:31:18	2
68	08OCT08A 68	CCV	2.0045	59628	1238784	0.048	08-Oct-08	16:34:13	2
69	08OCT08A 69	CCB	0.010255	292	1208692	2.475	08-Oct-08	16:37:33	2
70	08OCT08A 70	0810008-2 10X	0.36678	10584	1227613	0.196	08-Oct-08	16:40:53	2
71	08OCT08A 71	0810008-3 10X	0.18521	5410	1245743	0.288	08-Oct-08	16:43:48	2
72	08OCT08A 72	CRI_L/100	0.012240	349	1211764	1.727	08-Oct-08	16:46:44	2
73	08OCT08A 73	CCV	2.0056	58679	1218397	0.067	08-Oct-08	16:49:41	2
74	08OCT08A 74	CCB	0.0088127	249	1197824	2.486	08-Oct-08	16:53:01	2
75	08OCT08A 75	RINSE							

Quantify Compound Summary Report
08OCT08A

Sample List: D:\MassLynx Projects\AUG2002.PRO\SampleDB\08OCT08A
Last modified: Wed Oct 08 16:04:46 2008
Method: D:\MassLynx Projects\AUG2002.PRO\MethDB\CD_SB_TL_U_PB_MO_AG_AS_SE_MN+IS
Last modified: Thu Oct 09 10:25:11 2008
Job Code:

Printed: Thu Oct 09 10:26:43 2008

Compound 25: 2Uranium

#	File name	Sample ID	PPB	CPS	IS CPS	%StdDev	Aq Date	AqTime	IS#
1	08OCT08A 01	RINSE	0.00078300	125	930211	0.000	08-Oct-08	12:38:25	7
2	08OCT08A 02	RINSE	0.00078577	126	935168	0.000	08-Oct-08	12:40:45	7
3	08OCT08A 03	RINSE	0.0016310	226	927698	0.000	08-Oct-08	12:43:22	7
4	08OCT08A 04	RINSE	0.00059777	101	913874	0.000	08-Oct-08	12:46:27	7
5	08OCT08A 05	0 STD	0.00079348	124	913594	0.000	08-Oct-08	12:49:33	7
6	08OCT08A 06	L/100 STD	0.010308	1237	908591	0.000	08-Oct-08	12:52:39	7
7	08OCT08A 07	L/20 STD	0.047233	5588	912966	0.000	08-Oct-08	12:55:45	7
8	08OCT08A 08	L/10 STD	0.093970	11248	925743	0.000	08-Oct-08	12:58:51	7
9	08OCT08A 09	LOW/2 STD	0.49871	58662	907916	0.000	08-Oct-08	13:01:58	7
10	08OCT08A 10	LOW STD	1.0018	119243	914502	0.000	08-Oct-08	13:05:05	7
11	08OCT08A 11	MID STD	2.0162	240180	907613	0.000	08-Oct-08	13:08:13	7
12	08OCT08A 12	HIGH/2 STD	4.9896	603277	907497	0.000	08-Oct-08	13:11:20	7
13	08OCT08A 13	HIGH STD	10.002	1226944	926999	0.000	08-Oct-08	13:14:40	7
14	08OCT08A 14	HIGH STD READBACK	10.076	1225855	919785	0.000	08-Oct-08	13:18:16	7
15	08OCT08A 15	ICV	2.5966	309025	903098	0.000	08-Oct-08	13:21:51	7
16	08OCT08A 16	ICB	0.0015970	211	881990	0.000	08-Oct-08	13:27:12	7
17	08OCT08A 17	CRI_L/100	0.010352	1201	878522	0.000	08-Oct-08	13:30:21	7
18	08OCT08A 18	CRI_L/20 Mo only	0.048270	5632	900468	0.000	08-Oct-08	13:33:28	7
19	08OCT08A 19	ICSA	0.0014850	180	800675	0.000	08-Oct-08	13:36:35	7
20	08OCT08A 20	ICSAB	2.1495	226370	801606	0.000	08-Oct-08	13:39:41	7
21	08OCT08A 21	IP081006-1MB 10X	0.0018671	245	894092	0.000	08-Oct-08	13:48:11	7
22	08OCT08A 22	IM081006-1LCS 10X	2.0263	241432	907730	0.000	08-Oct-08	13:50:49	7
23	08OCT08A 23	IM081006-1LCSD 10X	2.0281	241789	908288	0.000	08-Oct-08	13:53:56	7
24	08OCT08A 24	0809221-13 10X	0.0023201	299	899584	0.000	08-Oct-08	13:57:04	7
25	08OCT08A 25	0809223-2 10X	0.032865	3829	897047	0.000	08-Oct-08	14:00:40	7
26	08OCT08A 26	0809223-2D 10X	0.033402	3883	895186	0.000	08-Oct-08	14:03:48	7
27	08OCT08A 27	CCV	2.0279	241761	908242	0.000	08-Oct-08	14:06:56	7
28	08OCT08A 28	CCB	0.0011323	162	903168	0.000	08-Oct-08	14:10:04	7
29	08OCT08A 29	0809223-2L 50X	0.0068091	853	936681	0.000	08-Oct-08	14:13:11	7
30	08OCT08A 30	0809223-2MS 10X	2.0687	245763	904797	0.000	08-Oct-08	14:16:19	7
31	08OCT08A 31	0809223-2MSD 10X	2.0896	247796	903052	0.000	08-Oct-08	14:19:28	7

Quantify Compound Summary Report
08OCT08A

Sample List: D:\MassLynx Projects\AUG2002.PRO\SampleDB\08OCT08A
Last modified: Wed Oct 08 16:04:46 2008
Method: D:\MassLynx Projects\AUG2002.PRO\MethDB\CD_SB_TL_U_PB_MO_AG_AS_SE_MN+IS
Last modified: Thu Oct 09 10:25:11 2008
Job Code:

Printed: Thu Oct 09 10:26:43 2008

Compound 25: 2Uranium

#	File name	Sample ID	PPB	CPS	IS CPS	%StdDev	Aq Date	AqTime	IS#
32	08OCT08A 32	0809223-4 10X	0.034967	4042	890438	0.000	08-Oct-08	14:22:36	7
33	08OCT08A 33	ICSA_MO Mo only	0.0015117	172	753571	0.000	08-Oct-08	14:25:42	7
34	08OCT08A 34	ICSAB_MO	2.2326	227349	774633	0.000	08-Oct-08	14:28:49	7
35	08OCT08A 35	IP081007-2MB 10X	0.0020463	267	898676	0.000	08-Oct-08	14:31:56	7
36	08OCT08A 36	IM081007-2LCS 10X	2.0517	240109	891439	0.000	08-Oct-08	14:35:31	7
37	08OCT08A 37	0810025-1 10X	0.15022	17071	879267	0.000	08-Oct-08	14:38:39	7
38	08OCT08A 38	0809210-25 10X	0.0022328	282	878150	0.000	08-Oct-08	14:41:47	7
39	08OCT08A 39	CCV	2.0302	235870	885108	0.000	08-Oct-08	14:44:55	7
40	08OCT08A 40	CCB	0.0018518	237	871145	0.000	08-Oct-08	14:48:03	7
41	08OCT08A 41	0809210-24 10X	1.3746	154102	858531	0.000	08-Oct-08	15:00:52	7
42	08OCT08A 42	0809210-24D 10X	1.3396	151929	868794	0.000	08-Oct-08	15:03:59	7
43	08OCT08A 43	0809210-24L 50X	0.25347	29131	888902	0.000	08-Oct-08	15:07:09	7
44	08OCT08A 44	0809210-24MS 10X	3.3669	382025	857111	0.000	08-Oct-08	15:10:18	7
45	08OCT08A 45	0809210-24MSD 10X	3.3867	385354	859439	0.000	08-Oct-08	15:13:29	7
46	08OCT08A 46	0810031-1 10X	0.15824	17560	858601	0.000	08-Oct-08	15:16:37	7
47	08OCT08A 47	0810031-2 10X	0.15125	17294	884666	0.000	08-Oct-08	15:20:10	7
48	08OCT08A 48	CCV	2.0128	235079	889879	0.000	08-Oct-08	15:23:17	7
49	08OCT08A 49	CCB	0.0016639	216	871494	0.000	08-Oct-08	15:28:07	7
50	08OCT08A 50	0810008-1 50X Mn only	0.0016786	224	896931	0.000	08-Oct-08	15:31:41	7
51	08OCT08A 51	0810008-2 50X	0.0035754	437	884457	0.000	08-Oct-08	15:34:48	7
52	08OCT08A 52	0810008-3 50X	0.0035233	430	882269	0.000	08-Oct-08	15:37:56	7
53	08OCT08A 53	0810008-1 10X	0.0097700	1110	859043	0.000	08-Oct-08	15:41:04	7
54	08OCT08A 54	0810008-2 10X	0.022016	2458	856436	0.000	08-Oct-08	15:44:13	7
55	08OCT08A 55	0810008-3 10X	0.022889	2555	856646	0.000	08-Oct-08	15:47:22	7
56	08OCT08A 56	CCV	2.0273	233961	879220	0.000	08-Oct-08	15:50:31	7
57	08OCT08A 57	CCB	0.0026330	324	869353	0.000	08-Oct-08	15:55:51	7
58	08OCT08A 58	ICSA_CEC As, Se only	0.10561	12194	893114	0.000	08-Oct-08	16:05:12	7
59	08OCT08A 59	ICSAB_CEC	0.12041	13997	899351	0.000	08-Oct-08	16:07:52	7
60	08OCT08A 60	IP081006-1MB 10X	0.12055	13946	894976	0.000	08-Oct-08	16:10:48	7
61	08OCT08A 61	IM081006-1LCS 10X	0.11042	12767	894394	0.000	08-Oct-08	16:13:46	7
62	08OCT08A 62	0809223-2 10X	0.11573	13399	895698	0.000	08-Oct-08	16:16:42	7

Quantify Compound Summary Report
08OCT08A

Sample List: D:\MassLynx Projects\AUG2002.PRO\SampleDB\08OCT08A
Last modified: Wed Oct 08 16:04:46 2008
Method: D:\MassLynx Projects\AUG2002.PRO\MethDB\CD_SB_TL_U_PB_MO_AG_AS_SE_MN+IS
Last modified: Thu Oct 09 10:25:11 2008
Job Code:

Printed: Thu Oct 09 10:26:43 2008

Compound 25: 2Uranium

As, Se only

#	File name	Sample ID	PPB	CPS	IS CPS	%StdDev	Aq Date	AqTime	IS#
63	08OCT08A 63	0809223-2D 10X	0.11336	13051	890671	0.000	08-Oct-08	16:19:36	7
64	08OCT08A 64	0809223-2L 50X	0.024414	2780	874450	0.000	08-Oct-08	16:22:31	7
65	08OCT08A 65	0809223-2MS 10X	0.11540	13199	884806	0.000	08-Oct-08	16:25:27	7
66	08OCT08A 66	0809223-2MSD 10X	0.11438	13090	885364	0.000	08-Oct-08	16:28:22	7
67	08OCT08A 67	0810008-1 10X	0.11139	12865	893487	0.000	08-Oct-08	16:31:18	7
68	08OCT08A 68	CCV	2.0296	232542	872890	0.000	08-Oct-08	16:34:13	7
69	08OCT08A 69	CCB	0.0010126	142	866095	0.000	08-Oct-08	16:37:33	7
70	08OCT08A 70	0810008-2 10X	0.11775	13348	876986	0.000	08-Oct-08	16:40:53	7
71	08OCT08A 71	0810008-3 10X	0.10121	11835	904495	0.000	08-Oct-08	16:43:48	7
72	08OCT08A 72	CRI_L/100	0.010326	1174	860812	0.000	08-Oct-08	16:46:44	7
73	08OCT08A 73	CCV	2.0387	234199	875124	0.000	08-Oct-08	16:49:41	7
74	08OCT08A 74	CCB	0.0015498	199	853527	0.000	08-Oct-08	16:53:01	7
75	08OCT08A 75	RINSE							

Quantify Compound Summary Report
08OCT08A

Sample List: D:\MassLynx Projects\AUG2002.PRO\SampleDB\08OCT08A
Last modified: Wed Oct 08 16:04:46 2008
Method: D:\MassLynx Projects\AUG2002.PRO\MethDB\CD_SB_TL_U_PB_MO_AG_AS_SE_MN+IS
Last modified: Thu Oct 09 10:25:11 2008
Job Code:

Printed: Thu Oct 09 10:26:43 2008

Compound 26: 55Mn

#	File name	Sample ID	PPB	CPS	IS CPS	%StdDev	Aq Date	AqTime	IS#
1	08OCT08A 01	RINSE	0.055035	24328	703674	0.144	08-Oct-08	12:38:25	13
2	08OCT08A 02	RINSE	0.017625	21135	709795	0.145	08-Oct-08	12:40:45	13
3	08OCT08A 03	RINSE	0.029365	22116	707002	0.125	08-Oct-08	12:43:22	13
4	08OCT08A 04	RINSE	0.035937	22163	689920	0.153	08-Oct-08	12:46:27	13
5	08OCT08A 05	0 STD	0.0075721	19520	685219	0.142	08-Oct-08	12:49:33	13
6	08OCT08A 06	L/100 STD	0.048010	23010	683357	0.122	08-Oct-08	12:52:39	13
7	08OCT08A 07	L/20 STD	0.21726	38518	695552	0.099	08-Oct-08	12:55:45	13
8	08OCT08A 08	L/10 STD	0.50398	63818	692434	0.072	08-Oct-08	12:58:51	13
9	08OCT08A 09	LOW/2 STD	2.5258	243223	690665	0.036	08-Oct-08	13:01:58	13
10	08OCT08A 10	LOW STD	4.9987	463185	689804	0.025	08-Oct-08	13:05:05	13
11	08OCT08A 11	MID STD	10.019	914432	690944	0.017	08-Oct-08	13:08:13	13
12	08OCT08A 12	HIGH/2 STD	24.984	2245818	683823	0.011	08-Oct-08	13:11:20	13
13	08OCT08A 13	HIGH STD	50.003	4524591	692340	0.009	08-Oct-08	13:14:40	13
14	08OCT08A 14	HIGH STD READBACK	49.647	4498712	693202	0.008	08-Oct-08	13:18:16	13
15	08OCT08A 15	ICV	12.931	1159122	680425	0.018	08-Oct-08	13:21:51	13
16	08OCT08A 16	ICB	0.062722	23542	662063	0.135	08-Oct-08	13:27:12	13
17	08OCT08A 17	CRI_L/100	0.085681	25552	663645	0.129	08-Oct-08	13:30:21	13
18	08OCT08A 18	CRI_L/20	0.25064	40463	678237	0.099	08-Oct-08	13:33:28	13
19	08OCT08A 19	ICSA	0.62066	69857	652009	0.063	08-Oct-08	13:36:35	13
20	08OCT08A 20	ICSAB	10.210	880640	653126	0.018	08-Oct-08	13:39:41	13
21	08OCT08A 21	IP081006-1MB 10X	0	10968	654127	0.292	08-Oct-08	13:48:11	13
22	08OCT08A 22	IM081006-1LCS 10X	9.9553	869190	660899	0.026	08-Oct-08	13:50:49	13
23	08OCT08A 23	IM081006-1LCSD 10X	9.7507	856855	664995	0.024	08-Oct-08	13:53:56	13
24	08OCT08A 24	0809221-13 10X	0	9714	665344	0.345	08-Oct-08	13:57:04	13
25	08OCT08A 25	0809223-2 10X	1.5240	148608	665763	0.050	08-Oct-08	14:00:40	13
26	08OCT08A 26	0809223-2D 10X	1.4575	142310	662947	0.058	08-Oct-08	14:03:48	13
27	08OCT08A 27	CCV	9.9988	884224	669440	0.021	08-Oct-08	14:06:56	13
28	08OCT08A 28	CCB	0.010424	19455	674281	0.169	08-Oct-08	14:10:04	13
29	08OCT08A 29	0809223-2L 50X	0.25848	41751	688221	0.096	08-Oct-08	14:13:11	13
30	08OCT08A 30	0809223-2MS 10X	11.308	1003404	672722	0.021	08-Oct-08	14:16:19	13
31	08OCT08A 31	0809223-2MSD 10X	11.537	1024256	673210	0.019	08-Oct-08	14:19:28	13

Quantify Compound Summary Report
08OCT08A

Sample List: D:\MassLynx Projects\AUG2002.PRO\SampleDB\08OCT08A
Last modified: Wed Oct 08 16:04:46 2008
Method: D:\MassLynx Projects\AUG2002.PRO\MethDB\CD_SB_TL_U_PB_MO_AG_AS_SE_MN+IS
Last modified: Thu Oct 09 10:25:11 2008
Job Code:

Printed: Thu Oct 09 10:26:43 2008

Compound 26: 55Mn

#	File name	Sample ID	PPB	CPS	IS CPS	%StdDev	Aq Date	AqTime	IS#
32	08OCT08A 32	0809223-4 10X	1.5031	147444	668602	0.049	08-Oct-08	14:22:36	13
33	08OCT08A 33	ICSA_MO Mo only	0.37684	47204	622336	0.090	08-Oct-08	14:25:42	13
34	08OCT08A 34	ICSAB_MO	0.38204	48921	639348	0.084	08-Oct-08	14:28:49	13
35	08OCT08A 35	IP081007-2MB 10X	0	11069	652288	0.210	08-Oct-08	14:31:56	13
36	08OCT08A 36	IM081007-2LCS 10X	0	16413	657036	0.215	08-Oct-08	14:35:31	13
37	08OCT08A 37	0810025-1 10X	5.9602	520727	654196	0.032	08-Oct-08	14:38:39	13
38	08OCT08A 38	0809210-25 10X	0.028476	20386	654080	0.150	08-Oct-08	14:41:47	13
39	08OCT08A 39	CCV	9.7617	831418	644538	0.027	08-Oct-08	14:44:55	13
40	08OCT08A 40	CCB	0	15699	637440	0.228	08-Oct-08	14:48:03	13
41	08OCT08A 41	0809210-24 10X	38.008	3259485	653335	0.010	08-Oct-08	15:00:52	13
42	08OCT08A 42	0809210-24D 10X	38.115	3283596	656338	0.007	08-Oct-08	15:03:59	13
43	08OCT08A 43	0809210-24L 50X	7.5110	674723	676631	0.026	08-Oct-08	15:07:09	13
44	08OCT08A 44	0809210-24MS 10X	37.848	3236399	651427	0.008	08-Oct-08	15:10:18	13
45	08OCT08A 45	0809210-24MSD 10X	38.081	3297653	659735	0.009	08-Oct-08	15:13:29	13
46	08OCT08A 46	0810031-1 10X	5.3869	482496	668532	0.030	08-Oct-08	15:16:37	13
47	08OCT08A 47	0810031-2 10X	5.5738	496919	666182	0.032	08-Oct-08	15:20:10	13
48	08OCT08A 48	CCV	9.7468	862185	669394	0.023	08-Oct-08	15:23:17	13
49	08OCT08A 49	CCB	0	12896	655476	0.233	08-Oct-08	15:28:07	13
50	08OCT08A 50	0810008-1 50X	22.152	1963730	674281	0.014	08-Oct-08	15:31:41	13
51	08OCT08A 51	0810008-2 50X	25.047	2165783	657804	0.014	08-Oct-08	15:34:48	13
52	08OCT08A 52	0810008-3 50X	30.168	2576757	649961	0.011	08-Oct-08	15:37:56	13
53	08OCT08A 53	0810008-1 10X (1)	124.57	9387939	650729	0.004	08-Oct-08	15:41:04	13
54	08OCT08A 54	0810008-2 10X	164.19	10700614	654755	0.003	08-Oct-08	15:44:13	13
55	08OCT08A 55	0810008-3 10X	0	12639884	649588	0.003	08-Oct-08	15:47:22	13
56	08OCT08A 56	CCV	9.9398	842310	641443	0.029	08-Oct-08	15:50:31	13
57	08OCT08A 57	CCB	0	13771	637370	0.308	08-Oct-08	15:55:51	13
58	08OCT08A 58	ICSA_CEC As,Se only	0	11945	660201	0.218	08-Oct-08	16:05:12	13
59	08OCT08A 59	ICSAB_CEC	0	15445	660387	0.226	08-Oct-08	16:07:52	13
60	08OCT08A 60	IP081006-1MB 10X	0	16965	663971	0.168	08-Oct-08	16:10:48	13
61	08OCT08A 61	IM081006-1LCS 10X	0	11292	657780	0.253	08-Oct-08	16:13:46	13
62	08OCT08A 62	0809223-2 10X	0	11971	656896	0.238	08-Oct-08	16:16:42	13

(1) = do not use for Mn

Quantify Compound Summary Report
08OCT08A

Sample List: D:\MassLynx Projects\AUG2002.PRO\SampleDB\08OCT08A
Last modified: Wed Oct 08 16:04:46 2008
Method: D:\MassLynx Projects\AUG2002.PRO\MethDB\CD_SB_TL_U_PB_MO_AG_AS_SE_MN+IS
Last modified: Thu Oct 09 10:25:11 2008
Job Code:

Printed: Thu Oct 09 10:26:43 2008

Compound 26: 55Mn

As, Se only

#	File name	Sample ID	PPB	CPS	IS CPS	%StdDev	Aq Date	AqTime	IS#
63	08OCT08A 63	0809223-2D 10X	0	11669	660783	0.257	08-Oct-08	16:19:36	13
64	08OCT08A 64	0809223-2L 50X	0	8590	652591	0.266	08-Oct-08	16:22:31	13
65	08OCT08A 65	0809223-2MS 10X	0.081271	24647	649682	0.157	08-Oct-08	16:25:27	13
66	08OCT08A 66	0809223-2MSD 10X	0.068394	23483	647168	0.180	08-Oct-08	16:28:22	13
67	08OCT08A 67	0810008-1 10X	0.091571	25601	652125	0.173	08-Oct-08	16:31:18	13
68	08OCT08A 68	CCV	9.7829	835002	645935	0.026	08-Oct-08	16:34:13	13
69	08OCT08A 69	CCB	0	8298	633554	0.257	08-Oct-08	16:37:33	13
70	08OCT08A 70	0810008-2 10X	0	17674	649402	0.195	08-Oct-08	16:40:53	13
71	08OCT08A 71	0810008-3 10X	0.19166	34283	658106	0.154	08-Oct-08	16:43:48	13
72	08OCT08A 72	CRI_L/100	0	11329	624710	0.297	08-Oct-08	16:46:44	13
73	08OCT08A 73	CCV	9.7339	827322	643165	0.024	08-Oct-08	16:49:41	13
74	08OCT08A 74	CCB	0	8089	619078	0.309	08-Oct-08	16:53:01	13
75	08OCT08A 75	RINSE							

Quantify Compound Summary Report
08OCT08A

Sample List: D:\MassLynx Projects\AUG2002.PRO\SampleDB\08OCT08A
Last modified: Wed Oct 08 16:04:46 2008
Method: D:\MassLynx Projects\AUG2002.PRO\MethDB\CD_SB_TL_U_PB_MO_AG_AS_SE_MN+IS
Last modified: Wed Oct 08 16:59:22 2008
Job Code:

Printed: Wed Oct 08 17:01:07 2008

Compound 1: 115In

#	File name	Sample ID	PPB	CPS	IS CPS	%StdDev	Aq Date	AqTime	IS#
1	08OCT08A 01	RINSE	1.0259	1428876		0.012	08-Oct-08	12:38:25	0
2	08OCT08A 02	RINSE	1.0294	1433763		0.008	08-Oct-08	12:40:45	0
3	08OCT08A 03	RINSE	1.0286	1432692		0.008	08-Oct-08	12:43:22	0
4	08OCT08A 04	RINSE	1.0093	1405743		0.009	08-Oct-08	12:46:27	0
5	08OCT08A 05	0 STD	1.0069	1402438		0.009	08-Oct-08	12:49:33	0
6	08OCT08A 06	L/100 STD	1.0036	1397807		0.008	08-Oct-08	12:52:39	0
7	08OCT08A 07	L/20 STD	0.98953	1378258		0.010	08-Oct-08	12:55:45	0
8	08OCT08A 08	L/10 STD	1.0087	1404905		0.008	08-Oct-08	12:58:51	0
9	08OCT08A 09	LOW/2 STD	0.99910	1391593		0.009	08-Oct-08	13:01:58	0
10	08OCT08A 10	LOW STD	0.99885	1391244		0.010	08-Oct-08	13:05:05	0
11	08OCT08A 11	MID STD	0.98961	1378374		0.011	08-Oct-08	13:08:13	0
12	08OCT08A 12	HIGH/2 STD	0.99513	1386054		0.012	08-Oct-08	13:11:20	0
13	08OCT08A 13	HIGH STD	1.0087	1404905		0.012	08-Oct-08	13:14:40	0
14	08OCT08A 14	HIGH STD READBACK	0.99711	1388823		0.012	08-Oct-08	13:18:16	0
15	08OCT08A 15	ICV	0.98437	1371066		0.008	08-Oct-08	13:21:51	0
16	08OCT08A 16	ICB	0.95758	1333760		0.008	08-Oct-08	13:27:12	0
17	08OCT08A 17	CRI_L/100	0.96438	1343232		0.009	08-Oct-08	13:30:21	0
18	08OCT08A 18	CRI_L/20	0.96894	1349586		0.010	08-Oct-08	13:33:28	0
19	08OCT08A 19	ICSA	0.94692	1318912		0.010	08-Oct-08	13:36:35	0
20	08OCT08A 20	ICSAB	0.94306	1313536		0.011	08-Oct-08	13:39:41	0
21	08OCT08A 21	IP081006-1MB 10X	0.94711	1319168		0.010	08-Oct-08	13:48:11	0
22	08OCT08A 22	IM081006-1LCS 10X	0.96712	1347049		0.011	08-Oct-08	13:50:49	0
23	08OCT08A 23	IM081006-1LCSD 10X	0.96139	1339066		0.009	08-Oct-08	13:53:56	0
24	08OCT08A 24	0809221-13 10X	0.96214	1340114		0.012	08-Oct-08	13:57:04	0
25	08OCT08A 25	0809223-2 10X	0.96418	1342953		0.009	08-Oct-08	14:00:40	0
26	08OCT08A 26	0809223-2D 10X	0.97412	1356800		0.009	08-Oct-08	14:03:48	0
27	08OCT08A 27	CCV	0.97071	1352052		0.010	08-Oct-08	14:06:56	0
28	08OCT08A 28	CCB	0.97220	1354124		0.012	08-Oct-08	14:10:04	0
29	08OCT08A 29	0809223-2L 50X	0.98604	1373394		0.009	08-Oct-08	14:13:11	0
30	08OCT08A 30	0809223-2MS 10X	0.98004	1365039		0.011	08-Oct-08	14:16:19	0
31	08OCT08A 31	0809223-2MSD 10X	0.96639	1346025		0.012	08-Oct-08	14:19:28	0

Quantify Compound Summary Report
08OCT08A

Sample List: D:\MassLynx Projects\AUG2002.PRO\SampleDB\08OCT08A
Last modified: Wed Oct 08 16:04:46 2008
Method: D:\MassLynx Projects\AUG2002.PRO\MethDB\CD_SB_TL_U_PB_MO_AG_AS_SE_MN+IS
Last modified: Wed Oct 08 16:59:22 2008
Job Code:

Printed: Wed Oct 08 17:01:07 2008

Compound 1: 115In

#	File name	Sample ID	PPB	CPS	IS CPS	%StdDev	Aq Date	AqTime	IS#
32	08OCT08A 32	0809223-4 10X	0.96640	1346048		0.010	08-Oct-08	14:22:36	0
33	08OCT08A 33	ICSA_MO	0.91262	1271133		0.009	08-Oct-08	14:25:42	0
34	08OCT08A 34	ICSAB_MO	0.92431	1287424		0.010	08-Oct-08	14:28:49	0
35	08OCT08A 35	IP081007-2MB 10X	0.95337	1327895		0.009	08-Oct-08	14:31:56	0
36	08OCT08A 36	IM081007-2LCS 10X	0.94137	1311186		0.011	08-Oct-08	14:35:31	0
37	08OCT08A 37	0810025-1 10X	0.94191	1311930		0.012	08-Oct-08	14:38:39	0
38	08OCT08A 38	0809210-25 10X	0.93401	1300922		0.010	08-Oct-08	14:41:47	0
39	08OCT08A 39	CCV	0.93868	1307439		0.012	08-Oct-08	14:44:55	0
40	08OCT08A 40	CCB	0.92072	1282420		0.008	08-Oct-08	14:48:03	0
41	08OCT08A 41	0809210-24 10X	0.95708	1333062		0.017	08-Oct-08	15:00:52	0
42	08OCT08A 42	0809210-24D 10X	0.95842	1334924		0.014	08-Oct-08	15:03:59	0
43	08OCT08A 43	0809210-24L 50X	0.96924	1350004		0.011	08-Oct-08	15:07:09	0
44	08OCT08A 44	0809210-24MS 10X	0.94939	1322356		0.011	08-Oct-08	15:10:18	0
45	08OCT08A 45	0809210-24MSD 10X	0.95051	1323916		0.013	08-Oct-08	15:13:29	0
46	08OCT08A 46	0810031-1 10X	0.95389	1328617		0.011	08-Oct-08	15:16:37	0
47	08OCT08A 47	0810031-2 10X	0.94737	1319540		0.010	08-Oct-08	15:20:10	0
48	08OCT08A 48	CCV	0.96629	1345885		0.010	08-Oct-08	15:23:17	0
49	08OCT08A 49	CCB	0.94129	1311069		0.011	08-Oct-08	15:28:07	0
50	08OCT08A 50	0810008-1 50X	0.96560	1344931		0.012	08-Oct-08	15:31:41	0
51	08OCT08A 51	0810008-2 50X	0.94988	1323031		0.014	08-Oct-08	15:34:48	0
52	08OCT08A 52	0810008-3 50X	0.94535	1316724		0.013	08-Oct-08	15:37:56	0
53	08OCT08A 53	0810008-1 10X	0.93598	1303668		0.017	08-Oct-08	15:41:04	0
54	08OCT08A 54	0810008-2 10X	0.94375	1314490		0.014	08-Oct-08	15:44:13	0
55	08OCT08A 55	0810008-3 10X	0.93352	1300247		0.019	08-Oct-08	15:47:22	0
56	08OCT08A 56	CCV	0.92849	1293242		0.010	08-Oct-08	15:50:31	0
57	08OCT08A 57	CCB	0.92395	1286912		0.011	08-Oct-08	15:55:51	0
58	08OCT08A 58	ICSA_CEC	0.94475	1315887		0.009	08-Oct-08	16:05:12	0
59	08OCT08A 59	ICSAB_CEC	0.95108	1324707		0.010	08-Oct-08	16:07:52	0
60	08OCT08A 60	IP081006-1MB 10X	0.95015	1323404		0.009	08-Oct-08	16:10:48	0
61	08OCT08A 61	IM081006-1LCS 10X	0.96002	1337158		0.009	08-Oct-08	16:13:46	0
62	08OCT08A 62	0809223-2 10X	0.94801	1320425		0.012	08-Oct-08	16:16:42	0

Quantify Compound Summary Report
08OCT08A

Sample List: D:\MassLynx Projects\AUG2002.PRO\SampleDB\08OCT08A
Last modified: Wed Oct 08 16:04:46 2008
Method: D:\MassLynx Projects\AUG2002.PRO\MethDB\CD_SB_TL_U_PB_MO_AG_AS_SE_MN+IS
Last modified: Wed Oct 08 16:59:22 2008
Job Code:

Printed: Wed Oct 08 17:01:07 2008

Compound 1: 115In

#	File name	Sample ID	PPB	CPS	IS CPS	%StdDev	Aq Date	AqTime	IS#
63	08OCT08A 63	0809223-2D 10X	0.94117	1310906		0.010	08-Oct-08	16:19:36	0
64	08OCT08A 64	0809223-2L 50X	0.92812	1292730		0.009	08-Oct-08	16:22:31	0
65	08OCT08A 65	0809223-2MS 10X	0.93513	1302482		0.011	08-Oct-08	16:25:27	0
66	08OCT08A 66	0809223-2MSD 10X	0.93736	1305600		0.010	08-Oct-08	16:28:22	0
67	08OCT08A 67	0810008-1 10X	0.93513	1302482		0.009	08-Oct-08	16:31:18	0
68	08OCT08A 68	CCV	0.92478	1288076		0.009	08-Oct-08	16:34:13	0
69	08OCT08A 69	CCB	0.91644	1276463		0.009	08-Oct-08	16:37:33	0
70	08OCT08A 70	0810008-2 10X	0.92597	1289728		0.011	08-Oct-08	16:40:53	0
71	08OCT08A 71	0810008-3 10X	0.94049	1309952		0.009	08-Oct-08	16:43:48	0
72	08OCT08A 72	CRI_L/100	0.90690	1263174		0.010	08-Oct-08	16:46:44	0
73	08OCT08A 73	CCV	0.91877	1279698		0.009	08-Oct-08	16:49:41	0
74	08OCT08A 74	CCB	0.90289	1257588		0.009	08-Oct-08	16:53:01	0
75	08OCT08A 75	RINSE							

Quantify Compound Summary Report
08OCT08A

Sample List: D:\MassLynx Projects\AUG2002.PRO\SampleDB\08OCT08A
Last modified: Wed Oct 08 16:04:46 2008
Method: D:\MassLynx Projects\AUG2002.PRO\MethDB\CD_SB_TL_U_PB_MO_AG_AS_SE_MN+IS
Last modified: Wed Oct 08 16:59:22 2008
Job Code:

Printed: Wed Oct 08 17:01:07 2008

Compound 2: 103Rh

#	File name	Sample ID	PPB	CPS	IS CPS	%StdDev	Aq Date	AqTime	IS#
1	08OCT08A 01	RINSE	1.0452	1384425		0.015	08-Oct-08	12:38:25	0
2	08OCT08A 02	RINSE	1.0329	1368064		0.009	08-Oct-08	12:40:45	0
3	08OCT08A 03	RINSE	1.0207	1351890		0.010	08-Oct-08	12:43:22	0
4	08OCT08A 04	RINSE	1.0237	1355962		0.009	08-Oct-08	12:46:27	0
5	08OCT08A 05	0 STD	1.0014	1326406		0.011	08-Oct-08	12:49:33	0
6	08OCT08A 06	L/100 STD	1.0012	1326150		0.008	08-Oct-08	12:52:39	0
7	08OCT08A 07	L/20 STD	1.0116	1339834		0.008	08-Oct-08	12:55:45	0
8	08OCT08A 08	L/10 STD	1.0041	1329990		0.010	08-Oct-08	12:58:51	0
9	08OCT08A 09	LOW/2 STD	0.99663	1320052		0.011	08-Oct-08	13:01:58	0
10	08OCT08A 10	LOW STD	0.99600	1319215		0.010	08-Oct-08	13:05:05	0
11	08OCT08A 11	MID STD	0.99634	1319657		0.010	08-Oct-08	13:08:13	0
12	08OCT08A 12	HIGH/2 STD	0.98918	1310185		0.011	08-Oct-08	13:11:20	0
13	08OCT08A 13	HIGH STD	1.0035	1329106		0.011	08-Oct-08	13:14:40	0
14	08OCT08A 14	HIGH STD READBACK	1.0029	1328384		0.012	08-Oct-08	13:18:16	0
15	08OCT08A 15	ICV	0.98233	1301108		0.010	08-Oct-08	13:21:51	0
16	08OCT08A 16	ICB	0.96703	1280838		0.008	08-Oct-08	13:27:12	0
17	08OCT08A 17	CRI_L/100	0.96580	1279209		0.009	08-Oct-08	13:30:21	0
18	08OCT08A 18	CRI_L/20	0.97676	1293731		0.009	08-Oct-08	13:33:28	0
19	08OCT08A 19	ICSA	0.91946	1217839		0.010	08-Oct-08	13:36:35	0
20	08OCT08A 20	ICSAB	0.91618	1213487		0.009	08-Oct-08	13:39:41	0
21	08OCT08A 21	IP081006-1MB 10X	0.95157	1260358		0.009	08-Oct-08	13:48:11	0
22	08OCT08A 22	IM081006-1LCS 10X	0.96332	1275927		0.010	08-Oct-08	13:50:49	0
23	08OCT08A 23	IM081006-1LCSD 10X	0.96462	1277650		0.010	08-Oct-08	13:53:56	0
24	08OCT08A 24	0809221-13 10X	0.96018	1271762		0.010	08-Oct-08	13:57:04	0
25	08OCT08A 25	0809223-2 10X	0.94925	1257286		0.011	08-Oct-08	14:00:40	0
26	08OCT08A 26	0809223-2D 10X	0.96487	1277975		0.012	08-Oct-08	14:03:48	0
27	08OCT08A 27	CCV	0.97253	1288122		0.011	08-Oct-08	14:06:56	0
28	08OCT08A 28	CCB	0.97290	1288611		0.010	08-Oct-08	14:10:04	0
29	08OCT08A 29	0809223-2L 50X	0.98245	1301271		0.010	08-Oct-08	14:13:11	0
30	08OCT08A 30	0809223-2MS 10X	0.96439	1277347		0.011	08-Oct-08	14:16:19	0
31	08OCT08A 31	0809223-2MSD 10X	0.96211	1274322		0.012	08-Oct-08	14:19:28	0

Quantify Compound Summary Report
08OCT08A

Sample List: D:\MassLynx Projects\AUG2002.PRO\SampleDB\08OCT08A
Last modified: Wed Oct 08 16:04:46 2008
Method: D:\MassLynx Projects\AUG2002.PRO\MethDB\CD_SB_TL_U_PB_MO_AG_AS_SE_MN+IS
Last modified: Wed Oct 08 16:59:22 2008
Job Code:

Printed: Wed Oct 08 17:01:07 2008

Compound 2: 103Rh

#	File name	Sample ID	PPB	CPS	IS CPS	%StdDev	Aq Date	AqTime	IS#
32	08OCT08A 32	0809223-4 10X	0.94884	1256751		0.011	08-Oct-08	14:22:36	0
33	08OCT08A 33	ICSA_MO	0.88133	1167337		0.010	08-Oct-08	14:25:42	0
34	08OCT08A 34	ICSAB_MO	0.89520	1185699		0.010	08-Oct-08	14:28:49	0
35	08OCT08A 35	IP081007-2MB 10X	0.94362	1249839		0.011	08-Oct-08	14:31:56	0
36	08OCT08A 36	IM081007-2LCS 10X	0.94317	1249234		0.011	08-Oct-08	14:35:31	0
37	08OCT08A 37	0810025-1 10X	0.93468	1237993		0.011	08-Oct-08	14:38:39	0
38	08OCT08A 38	0809210-25 10X	0.94352	1249699		0.009	08-Oct-08	14:41:47	0
39	08OCT08A 39	CCV	0.94229	1248070		0.014	08-Oct-08	14:44:55	0
40	08OCT08A 40	CCB	0.93419	1237341		0.009	08-Oct-08	14:48:03	0
41	08OCT08A 41	0809210-24 10X	0.95692	1267456		0.016	08-Oct-08	15:00:52	0
42	08OCT08A 42	0809210-24D 10X	0.94884	1256751		0.013	08-Oct-08	15:03:59	0
43	08OCT08A 43	0809210-24L 50X	0.96704	1280861		0.010	08-Oct-08	15:07:09	0
44	08OCT08A 44	0809210-24MS 10X	0.94085	1246162		0.011	08-Oct-08	15:10:18	0
45	08OCT08A 45	0809210-24MSD 10X	0.94000	1245044		0.012	08-Oct-08	15:13:29	0
46	08OCT08A 46	0810031-1 10X	0.95264	1261778		0.012	08-Oct-08	15:16:37	0
47	08OCT08A 47	0810031-2 10X	0.94345	1249606		0.011	08-Oct-08	15:20:10	0
48	08OCT08A 48	CCV	0.96970	1284375		0.008	08-Oct-08	15:23:17	0
49	08OCT08A 49	CCB	0.95218	1261172		0.009	08-Oct-08	15:28:07	0
50	08OCT08A 50	0810008-1 50X	0.95880	1269946		0.012	08-Oct-08	15:31:41	0
51	08OCT08A 51	0810008-2 50X	0.94566	1252538		0.015	08-Oct-08	15:34:48	0
52	08OCT08A 52	0810008-3 50X	0.93069	1232710		0.013	08-Oct-08	15:37:56	0
53	08OCT08A 53	0810008-1 10X	0.92159	1220655		0.019	08-Oct-08	15:41:04	0
54	08OCT08A 54	0810008-2 10X	0.93514	1238598		0.017	08-Oct-08	15:44:13	0
55	08OCT08A 55	0810008-3 10X	0.91221	1208227		0.019	08-Oct-08	15:47:22	0
56	08OCT08A 56	CCV	0.92661	1227311		0.011	08-Oct-08	15:50:31	0
57	08OCT08A 57	CCB	0.92925	1230802		0.011	08-Oct-08	15:55:51	0
58	08OCT08A 58	ICSA_CEC	0.94571	1252608		0.009	08-Oct-08	16:05:12	0
59	08OCT08A 59	ICSAB_CEC	0.95480	1264640		0.009	08-Oct-08	16:07:52	0
60	08OCT08A 60	IP081006-1MB 10X	0.95742	1268108		0.010	08-Oct-08	16:10:48	0
61	08OCT08A 61	IM081006-1LCS 10X	0.95401	1263593		0.012	08-Oct-08	16:13:46	0
62	08OCT08A 62	0809223-2 10X	0.93737	1241554		0.009	08-Oct-08	16:16:42	0

Quantify Compound Summary Report
08OCT08A

Sample List: D:\MassLynx Projects\AUG2002.PRO\SampleDB\08OCT08A
Last modified: Wed Oct 08 16:04:46 2008
Method: D:\MassLynx Projects\AUG2002.PRO\MethDB\CD_SB_TL_U_PB_MO_AG_AS_SE_MN+IS
Last modified: Wed Oct 08 16:59:22 2008
Job Code:

Printed: Wed Oct 08 17:01:07 2008

Compound 2: 103Rh

#	File name	Sample ID	PPB	CPS	IS CPS %StdDev	Aq Date	AqTime	IS#
63	08OCT08A 63	0809223-2D 10X	0.94055	1245766	0.010	08-Oct-08	16:19:36	0
64	08OCT08A 64	0809223-2L 50X	0.92621	1226775	0.009	08-Oct-08	16:22:31	0
65	08OCT08A 65	0809223-2MS 10X	0.93264	1235293	0.009	08-Oct-08	16:25:27	0
66	08OCT08A 66	0809223-2MSD 10X	0.93536	1238900	0.008	08-Oct-08	16:28:22	0
67	08OCT08A 67	0810008-1 10X	0.93876	1243392	0.010	08-Oct-08	16:31:18	0
68	08OCT08A 68	CCV	0.93528	1238784	0.010	08-Oct-08	16:34:13	0
69	08OCT08A 69	CCB	0.91256	1208692	0.011	08-Oct-08	16:37:33	0
70	08OCT08A 70	0810008-2 10X	0.92684	1227613	0.011	08-Oct-08	16:40:53	0
71	08OCT08A 71	0810008-3 10X	0.94053	1245743	0.011	08-Oct-08	16:43:48	0
72	08OCT08A 72	CRI_L/100	0.91488	1211764	0.009	08-Oct-08	16:46:44	0
73	08OCT08A 73	CCV	0.91988	1218397	0.012	08-Oct-08	16:49:41	0
74	08OCT08A 74	CCB	0.90435	1197824	0.011	08-Oct-08	16:53:01	0
75	08OCT08A 75	RINSE						

Quantify Compound Summary Report
08OCT08A

Sample List: D:\MassLynx Projects\AUG2002.PRO\SampleDB\08OCT08A
Last modified: Wed Oct 08 16:04:46 2008
Method: D:\MassLynx Projects\AUG2002.PRO\MethDB\CD_SB_TL_U_PB_MO_AG_AS_SE_MN+IS
Last modified: Wed Oct 08 16:59:22 2008
Job Code:

Printed: Wed Oct 08 17:01:07 2008

Compound 7: 209Bi

#	File name	Sample ID	PPB	CPS	IS CPS	%StdDev	Aq Date	AqTime	IS#
1	08OCT08A 01	RINSE	1.0178	930211		0.016	08-Oct-08	12:38:25	0
2	08OCT08A 02	RINSE	1.0232	935168		0.013	08-Oct-08	12:40:45	0
3	08OCT08A 03	RINSE	1.0151	927698		0.011	08-Oct-08	12:43:22	0
4	08OCT08A 04	RINSE	0.99993	913874		0.013	08-Oct-08	12:46:27	0
5	08OCT08A 05	0 STD	0.99963	913594		0.014	08-Oct-08	12:49:33	0
6	08OCT08A 06	L/100 STD	0.99415	908591		0.012	08-Oct-08	12:52:39	0
7	08OCT08A 07	L/20 STD	0.99894	912966		0.014	08-Oct-08	12:55:45	0
8	08OCT08A 08	L/10 STD	1.0129	925743		0.013	08-Oct-08	12:58:51	0
9	08OCT08A 09	LOW/2 STD	0.99341	907916		0.012	08-Oct-08	13:01:58	0
10	08OCT08A 10	LOW STD	1.0006	914502		0.015	08-Oct-08	13:05:05	0
11	08OCT08A 11	MID STD	0.99308	907613		0.012	08-Oct-08	13:08:13	0
12	08OCT08A 12	HIGH/2 STD	0.99296	907497		0.012	08-Oct-08	13:11:20	0
13	08OCT08A 13	HIGH STD	1.0143	926999		0.012	08-Oct-08	13:14:40	0
14	08OCT08A 14	HIGH STD READBACK	1.0064	919785		0.013	08-Oct-08	13:18:16	0
15	08OCT08A 15	ICV	0.98814	903098		0.011	08-Oct-08	13:21:51	0
16	08OCT08A 16	ICB	0.96505	881990		0.012	08-Oct-08	13:27:12	0
17	08OCT08A 17	CRI_L/100	0.96125	878522		0.012	08-Oct-08	13:30:21	0
18	08OCT08A 18	CRI_L/20	0.98526	900468		0.013	08-Oct-08	13:33:28	0
19	08OCT08A 19	ICSA	0.87607	800675		0.014	08-Oct-08	13:36:35	0
20	08OCT08A 20	ICSAB	0.87709	801606		0.012	08-Oct-08	13:39:41	0
21	08OCT08A 21	IP081006-1MB 10X	0.97829	894092		0.011	08-Oct-08	13:48:11	0
22	08OCT08A 22	IM081006-1LCS 10X	0.99321	907730		0.011	08-Oct-08	13:50:49	0
23	08OCT08A 23	IM081006-1LCSD 10X	0.99382	908288		0.013	08-Oct-08	13:53:56	0
24	08OCT08A 24	0809221-13 10X	0.98430	899584		0.016	08-Oct-08	13:57:04	0
25	08OCT08A 25	0809223-2 10X	0.98152	897047		0.013	08-Oct-08	14:00:40	0
26	08OCT08A 26	0809223-2D 10X	0.97948	895186		0.013	08-Oct-08	14:03:48	0
27	08OCT08A 27	CCV	0.99377	908242		0.011	08-Oct-08	14:06:56	0
28	08OCT08A 28	CCB	0.98822	903168		0.014	08-Oct-08	14:10:04	0
29	08OCT08A 29	0809223-2L 50X	1.0249	936681		0.012	08-Oct-08	14:13:11	0
30	08OCT08A 30	0809223-2MS 10X	0.99000	904797		0.011	08-Oct-08	14:16:19	0
31	08OCT08A 31	0809223-2MSD 10X	0.98809	903052		0.011	08-Oct-08	14:19:28	0

Sample List: D:\MassLynx Projects\AUG2002.PRO\SampleDB\08OCT08A
Last modified: Wed Oct 08 16:04:46 2008
Method: D:\MassLynx Projects\AUG2002.PRO\MethDB\CD_SB_TL_U_PB_MO_AG_AS_SE_MN+IS
Last modified: Wed Oct 08 16:59:22 2008
Job Code:

Printed: Wed Oct 08 17:01:07 2008

Compound 7: 209Bi

#	File name	Sample ID	PPB	CPS	IS CPS	%StdDev	Aq Date	AqTime	IS#
32	08OCT08A 32	0809223-4 10X	0.97429	890438		0.013	08-Oct-08	14:22:36	0
33	08OCT08A 33	ICSA_MO	0.82453	753571		0.012	08-Oct-08	14:25:42	0
34	08OCT08A 34	ICSAB_MO	0.84758	774633		0.012	08-Oct-08	14:28:49	0
35	08OCT08A 35	IP081007-2MB 10X	0.98330	898676		0.010	08-Oct-08	14:31:56	0
36	08OCT08A 36	IM081007-2LCS 10X	0.97538	891439		0.010	08-Oct-08	14:35:31	0
37	08OCT08A 37	0810025-1 10X	0.96207	879267		0.012	08-Oct-08	14:38:39	0
38	08OCT08A 38	0809210-25 10X	0.96084	878150		0.011	08-Oct-08	14:41:47	0
39	08OCT08A 39	CCV	0.96846	885108		0.011	08-Oct-08	14:44:55	0
40	08OCT08A 40	CCB	0.95318	871145		0.011	08-Oct-08	14:48:03	0
41	08OCT08A 41	0809210-24 10X	0.93938	858531		0.016	08-Oct-08	15:00:52	0
42	08OCT08A 42	0809210-24D 10X	0.95061	868794		0.015	08-Oct-08	15:03:59	0
43	08OCT08A 43	0809210-24L 50X	0.97261	888902		0.013	08-Oct-08	15:07:09	0
44	08OCT08A 44	0809210-24MS 10X	0.93782	857111		0.014	08-Oct-08	15:10:18	0
45	08OCT08A 45	0809210-24MSD 10X	0.94037	859439		0.013	08-Oct-08	15:13:29	0
46	08OCT08A 46	0810031-1 10X	0.93945	858601		0.026	08-Oct-08	15:16:37	0
47	08OCT08A 47	0810031-2 10X	0.96797	884666		0.016	08-Oct-08	15:20:10	0
48	08OCT08A 48	CCV	0.97368	889879		0.011	08-Oct-08	15:23:17	0
49	08OCT08A 49	CCB	0.95356	871494		0.015	08-Oct-08	15:28:07	0
50	08OCT08A 50	0810008-1 50X	0.98139	896931		0.013	08-Oct-08	15:31:41	0
51	08OCT08A 51	0810008-2 50X	0.96775	884457		0.014	08-Oct-08	15:34:48	0
52	08OCT08A 52	0810008-3 50X	0.96535	882269		0.014	08-Oct-08	15:37:56	0
53	08OCT08A 53	0810008-1 10X	0.93994	859043		0.019	08-Oct-08	15:41:04	0
54	08OCT08A 54	0810008-2 10X	0.93709	856436		0.018	08-Oct-08	15:44:13	0
55	08OCT08A 55	0810008-3 10X	0.93732	856646		0.021	08-Oct-08	15:47:22	0
56	08OCT08A 56	CCV	0.96202	879220		0.013	08-Oct-08	15:50:31	0
57	08OCT08A 57	CCB	0.95122	869353		0.015	08-Oct-08	15:55:51	0
58	08OCT08A 58	ICSA_CEC	0.97722	893114		0.011	08-Oct-08	16:05:12	0
59	08OCT08A 59	ICSAB_CEC	0.98404	899351		0.010	08-Oct-08	16:07:52	0
60	08OCT08A 60	IP081006-1MB 10X	0.97925	894976		0.013	08-Oct-08	16:10:48	0
61	08OCT08A 61	IM081006-1LCS 10X	0.97862	894394		0.012	08-Oct-08	16:13:46	0
62	08OCT08A 62	0809223-2 10X	0.98004	895698		0.012	08-Oct-08	16:16:42	0

Sample List: D:\MassLynx Projects\AUG2002.PRO\SampleDB\08OCT08A
Last modified: Wed Oct 08 16:04:46 2008
Method: D:\MassLynx Projects\AUG2002.PRO\MethDB\CD_SB_TL_U_PB_MO_AG_AS_SE_MN+IS
Last modified: Wed Oct 08 16:59:22 2008
Job Code:

Printed: Wed Oct 08 17:01:07 2008

Compound 7: 209Bi

#	File name	Sample ID	PPB	CPS	IS CPS	%StdDev	Aq Date	AqTime	IS#
63	08OCT08A 63	0809223-2D 10X	0.97454	890671		0.013	08-Oct-08	16:19:36	0
64	08OCT08A 64	0809223-2L 50X	0.95680	874450		0.013	08-Oct-08	16:22:31	0
65	08OCT08A 65	0809223-2MS 10X	0.96813	884806		0.014	08-Oct-08	16:25:27	0
66	08OCT08A 66	0809223-2MSD 10X	0.96874	885364		0.013	08-Oct-08	16:28:22	0
67	08OCT08A 67	0810008-1 10X	0.97763	893487		0.013	08-Oct-08	16:31:18	0
68	08OCT08A 68	CCV	0.95509	872890		0.012	08-Oct-08	16:34:13	0
69	08OCT08A 69	CCB	0.94765	866095		0.013	08-Oct-08	16:37:33	0
70	08OCT08A 70	0810008-2 10X	0.95957	876986		0.015	08-Oct-08	16:40:53	0
71	08OCT08A 71	0810008-3 10X	0.98967	904495		0.014	08-Oct-08	16:43:48	0
72	08OCT08A 72	CRI_L/100	0.94187	860812		0.012	08-Oct-08	16:46:44	0
73	08OCT08A 73	CCV	0.95753	875124		0.013	08-Oct-08	16:49:41	0
74	08OCT08A 74	CCB	0.93390	853527		0.014	08-Oct-08	16:53:01	0
75	08OCT08A 75	RINSE							

Quantify Compound Summary Report
08OCT08A

Sample List: D:\MassLynx Projects\AUG2002.PRO\SampleDB\08OCT08A
Last modified: Wed Oct 08 16:04:46 2008
Method: D:\MassLynx Projects\AUG2002.PRO\MethDB\CD_SB_TL_U_PB_MO_AG_AS_SE_MN+IS
Last modified: Wed Oct 08 16:59:22 2008
Job Code:

Printed: Wed Oct 08 17:01:07 2008

Compound 13: 71Ga

#	File name	Sample ID	PPB	CPS	IS CPS	%StdDev	Aq Date	AqTime	IS#
1	08OCT08A 01	RINSE	1.0208	703674		0.019	08-Oct-08	12:38:25	0
2	08OCT08A 02	RINSE	1.0297	709795		0.016	08-Oct-08	12:40:45	0
3	08OCT08A 03	RINSE	1.0256	707002		0.016	08-Oct-08	12:43:22	0
4	08OCT08A 04	RINSE	1.0008	689920		0.013	08-Oct-08	12:46:27	0
5	08OCT08A 05	0 STD	0.99401	685219		0.015	08-Oct-08	12:49:33	0
6	08OCT08A 06	L/100 STD	0.99131	683357		0.015	08-Oct-08	12:52:39	0
7	08OCT08A 07	L/20 STD	1.0090	695552		0.017	08-Oct-08	12:55:45	0
8	08OCT08A 08	L/10 STD	1.0045	692434		0.016	08-Oct-08	12:58:51	0
9	08OCT08A 09	LOW/2 STD	1.0019	690665		0.017	08-Oct-08	13:01:58	0
10	08OCT08A 10	LOW STD	1.0007	689804		0.013	08-Oct-08	13:05:05	0
11	08OCT08A 11	MID STD	1.0023	690944		0.014	08-Oct-08	13:08:13	0
12	08OCT08A 12	HIGH/2 STD	0.99198	683823		0.017	08-Oct-08	13:11:20	0
13	08OCT08A 13	HIGH STD	1.0043	692340		0.016	08-Oct-08	13:14:40	0
14	08OCT08A 14	HIGH STD READBACK	1.0056	693202		0.017	08-Oct-08	13:18:16	0
15	08OCT08A 15	ICV	0.98705	680425		0.013	08-Oct-08	13:21:51	0
16	08OCT08A 16	ICB	0.96042	662063		0.015	08-Oct-08	13:27:12	0
17	08OCT08A 17	CRI_L/100	0.96271	663645		0.015	08-Oct-08	13:30:21	0
18	08OCT08A 18	CRI_L/20	0.98388	678237		0.016	08-Oct-08	13:33:28	0
19	08OCT08A 19	ICSA	0.94583	652009		0.017	08-Oct-08	13:36:35	0
20	08OCT08A 20	ICSAB	0.94745	653126		0.017	08-Oct-08	13:39:41	0
21	08OCT08A 21	IP081006-1MB 10X	0.94891	654127		0.015	08-Oct-08	13:48:11	0
22	08OCT08A 22	IM081006-1LCS 10X	0.95873	660899		0.014	08-Oct-08	13:50:49	0
23	08OCT08A 23	IM081006-1LCSD 10X	0.96467	664995		0.013	08-Oct-08	13:53:56	0
24	08OCT08A 24	0809221-13 10X	0.96518	665344		0.023	08-Oct-08	13:57:04	0
25	08OCT08A 25	0809223-2 10X	0.96579	665763		0.016	08-Oct-08	14:00:40	0
26	08OCT08A 26	0809223-2D 10X	0.96170	662947		0.012	08-Oct-08	14:03:48	0
27	08OCT08A 27	CCV	0.97112	669440		0.016	08-Oct-08	14:06:56	0
28	08OCT08A 28	CCB	0.97814	674281		0.015	08-Oct-08	14:10:04	0
29	08OCT08A 29	0809223-2L 50X	0.99836	688221		0.018	08-Oct-08	14:13:11	0
30	08OCT08A 30	0809223-2MS 10X	0.97588	672722		0.016	08-Oct-08	14:16:19	0
31	08OCT08A 31	0809223-2MSD 10X	0.97659	673210		0.014	08-Oct-08	14:19:28	0

Sample List: D:\MassLynx Projects\AUG2002.PRO\SampleDB\08OCT08A
Last modified: Wed Oct 08 16:04:46 2008
Method: D:\MassLynx Projects\AUG2002.PRO\MethDB\CD_SB_TL_U_PB_MO_AG_AS_SE_MN+IS
Last modified: Wed Oct 08 16:59:22 2008
Job Code:

Printed: Wed Oct 08 17:01:07 2008

Compound 13: 71Ga

#	File name	Sample ID	PPB	CPS	IS CPS	%StdDev	Aq Date	AqTime	IS#
32	08OCT08A 32	0809223-4 10X	0.96990	668602		0.013	08-Oct-08	14:22:36	0
33	08OCT08A 33	ICSA_MO	0.90279	622336		0.014	08-Oct-08	14:25:42	0
34	08OCT08A 34	ICSAB_MO	0.92747	639348		0.016	08-Oct-08	14:28:49	0
35	08OCT08A 35	IP081007-2MB 10X	0.94624	652288		0.017	08-Oct-08	14:31:56	0
36	08OCT08A 36	IM081007-2LCS 10X	0.95313	657036		0.012	08-Oct-08	14:35:31	0
37	08OCT08A 37	0810025-1 10X	0.94901	654196		0.016	08-Oct-08	14:38:39	0
38	08OCT08A 38	0809210-25 10X	0.94884	654080		0.014	08-Oct-08	14:41:47	0
39	08OCT08A 39	CCV	0.93500	644538		0.016	08-Oct-08	14:44:55	0
40	08OCT08A 40	CCB	0.92470	637440		0.018	08-Oct-08	14:48:03	0
41	08OCT08A 41	0809210-24 10X	0.94776	653335		0.018	08-Oct-08	15:00:52	0
42	08OCT08A 42	0809210-24D 10X	0.95211	656338		0.021	08-Oct-08	15:03:59	0
43	08OCT08A 43	0809210-24L 50X	0.98155	676631		0.013	08-Oct-08	15:07:09	0
44	08OCT08A 44	0809210-24MS 10X	0.94499	651427		0.018	08-Oct-08	15:10:18	0
45	08OCT08A 45	0809210-24MSD 10X	0.95704	659735		0.014	08-Oct-08	15:13:29	0
46	08OCT08A 46	0810031-1 10X	0.96980	668532		0.018	08-Oct-08	15:16:37	0
47	08OCT08A 47	0810031-2 10X	0.96639	666182		0.014	08-Oct-08	15:20:10	0
48	08OCT08A 48	CCV	0.97105	669394		0.015	08-Oct-08	15:23:17	0
49	08OCT08A 49	CCB	0.95086	655476		0.015	08-Oct-08	15:28:07	0
50	08OCT08A 50	0810008-1 50X	0.97814	674281		0.016	08-Oct-08	15:31:41	0
51	08OCT08A 51	0810008-2 50X	0.95424	657804		0.018	08-Oct-08	15:34:48	0
52	08OCT08A 52	0810008-3 50X	0.94286	649961		0.017	08-Oct-08	15:37:56	0
53	08OCT08A 53	0810008-1 10X	0.94398	650729		0.025	08-Oct-08	15:41:04	0
54	08OCT08A 54	0810008-2 10X	0.94982	654755		0.021	08-Oct-08	15:44:13	0
55	08OCT08A 55	0810008-3 10X	0.94232	649588		0.023	08-Oct-08	15:47:22	0
56	08OCT08A 56	CCV	0.93051	641443		0.015	08-Oct-08	15:50:31	0
57	08OCT08A 57	CCB	0.92460	637370		0.015	08-Oct-08	15:55:51	0
58	08OCT08A 58	ICSA_CEC	0.95772	660201		0.013	08-Oct-08	16:05:12	0
59	08OCT08A 59	ICSAB_CEC	0.95799	660387		0.017	08-Oct-08	16:07:52	0
60	08OCT08A 60	IP081006-1MB 10X	0.96319	663971		0.016	08-Oct-08	16:10:48	0
61	08OCT08A 61	IM081006-1LCS 10X	0.95421	657780		0.014	08-Oct-08	16:13:46	0
62	08OCT08A 62	0809223-2 10X	0.95292	656896		0.014	08-Oct-08	16:16:42	0

Quantify Compound Summary Report
08OCT08A

Sample List: D:\MassLynx Projects\AUG2002.PRO\SampleDB\08OCT08A
Last modified: Wed Oct 08 16:04:46 2008
Method: D:\MassLynx Projects\AUG2002.PRO\MethDB\CD_SB_TL_U_PB_MO_AG_AS_SE_MN+IS
Last modified: Wed Oct 08 16:59:22 2008
Job Code:

Printed: Wed Oct 08 17:01:07 2008

Compound 13: 71Ga

#	File name	Sample ID	PPB	CPS	IS CPS	%StdDev	Aq Date	AqTime	IS#
63	08OCT08A 63	0809223-2D 10X	0.95856	660783		0.013	08-Oct-08	16:19:36	0
64	08OCT08A 64	0809223-2L 50X	0.94668	652591		0.012	08-Oct-08	16:22:31	0
65	08OCT08A 65	0809223-2MS 10X	0.94246	649682		0.016	08-Oct-08	16:25:27	0
66	08OCT08A 66	0809223-2MSD 10X	0.93881	647168		0.015	08-Oct-08	16:28:22	0
67	08OCT08A 67	0810008-1 10X	0.94600	652125		0.018	08-Oct-08	16:31:18	0
68	08OCT08A 68	CCV	0.93702	645935		0.020	08-Oct-08	16:34:13	0
69	08OCT08A 69	CCB	0.91906	633554		0.014	08-Oct-08	16:37:33	0
70	08OCT08A 70	0810008-2 10X	0.94205	649402		0.015	08-Oct-08	16:40:53	0
71	08OCT08A 71	0810008-3 10X	0.95468	658106		0.017	08-Oct-08	16:43:48	0
72	08OCT08A 72	CRI_L/100	0.90623	624710		0.016	08-Oct-08	16:46:44	0
73	08OCT08A 73	CCV	0.93300	643165		0.016	08-Oct-08	16:49:41	0
74	08OCT08A 74	CCB	0.89806	619078		0.019	08-Oct-08	16:53:01	0
75	08OCT08A 75	RINSE							

Compound 3 name: 78Se
Coefficient of Determination: 0.999969
Calibration curve: -3.72885e-7 * x^3 + 1.39905e-5 * x^2 + 0.00180608 * x + 0.000108930
Response type: Internal Std (Ref 2), Area * (IS Conc. / IS Area)
Curve type: 3rd Order, Origin: Exclude, Weighting: 1/x, Axis trans: None

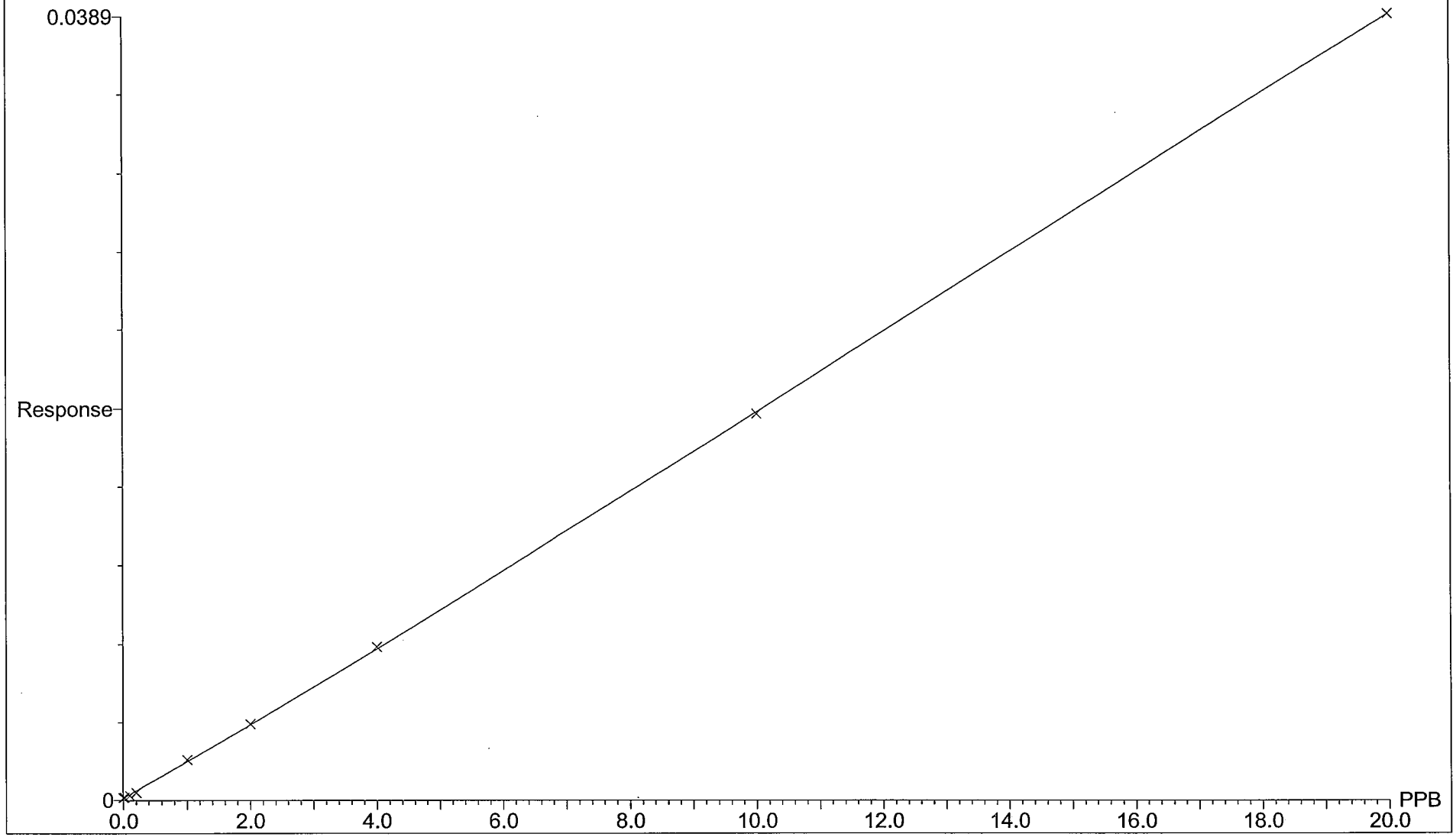

Compound 6 name: 1Cadmium
Coefficient of Determination: 0.999985
Calibration curve: -1.20983e-5 * x^3 + 0.000190552 * x^2 + 0.00830794 * x + 1.08663e-5
Response type: Internal Std (Ref 1), Area * (IS Conc. / IS Area)
Curve type: 3rd Order, Origin: Exclude, Weighting: 1/x, Axis trans: None

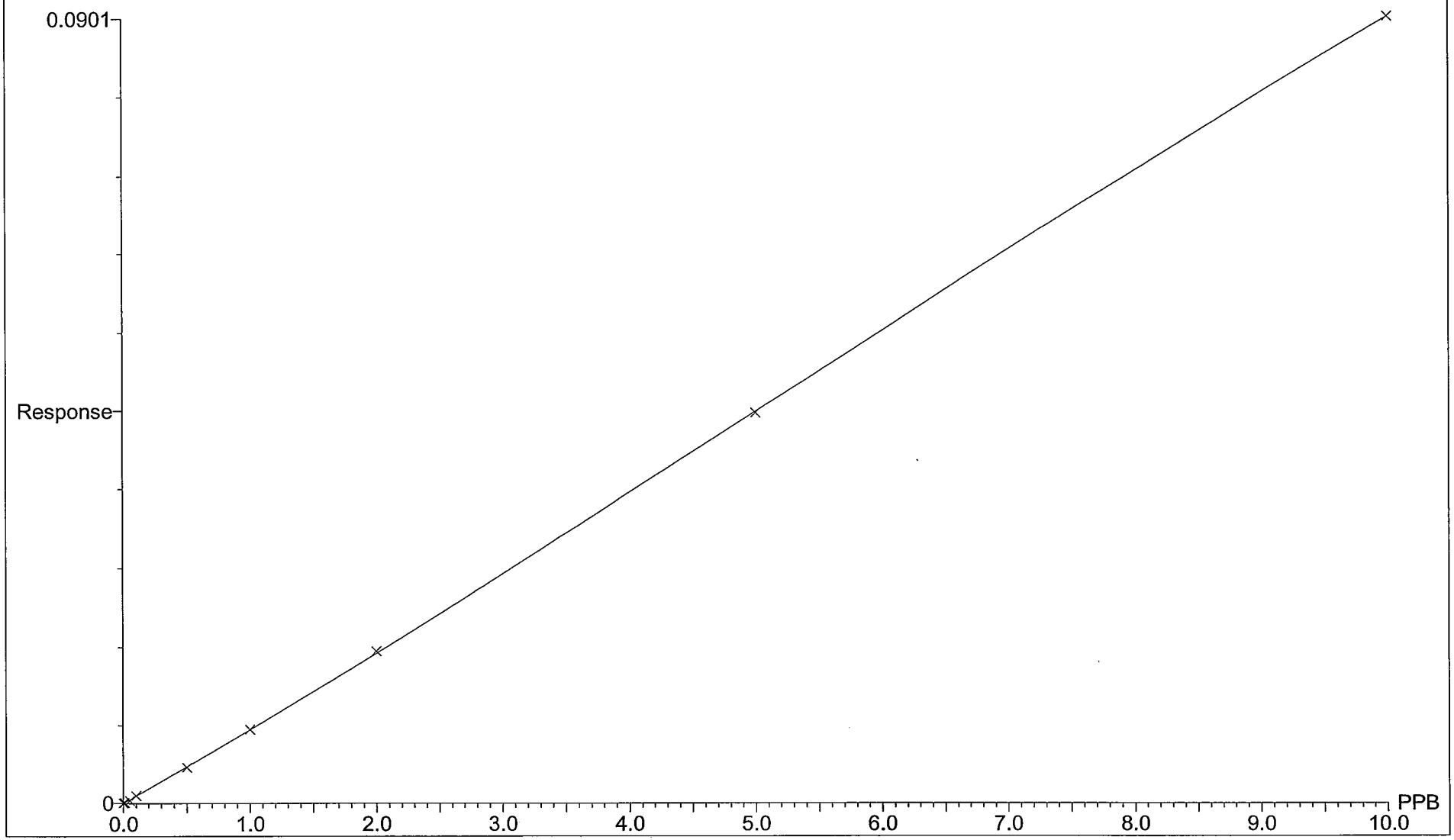

Compound 9 name: 121Sb
Coefficient of Determination: 0.999995
Calibration curve: -1.16699e-5 * x^3 + 0.000213105 * x^2 + 0.0285382 * x + 0.000320962
Response type: Internal Std (Ref 1), Area * (IS Conc. / IS Area)
Curve type: 3rd Order, Origin: Exclude, Weighting: 1/x, Axis trans: None

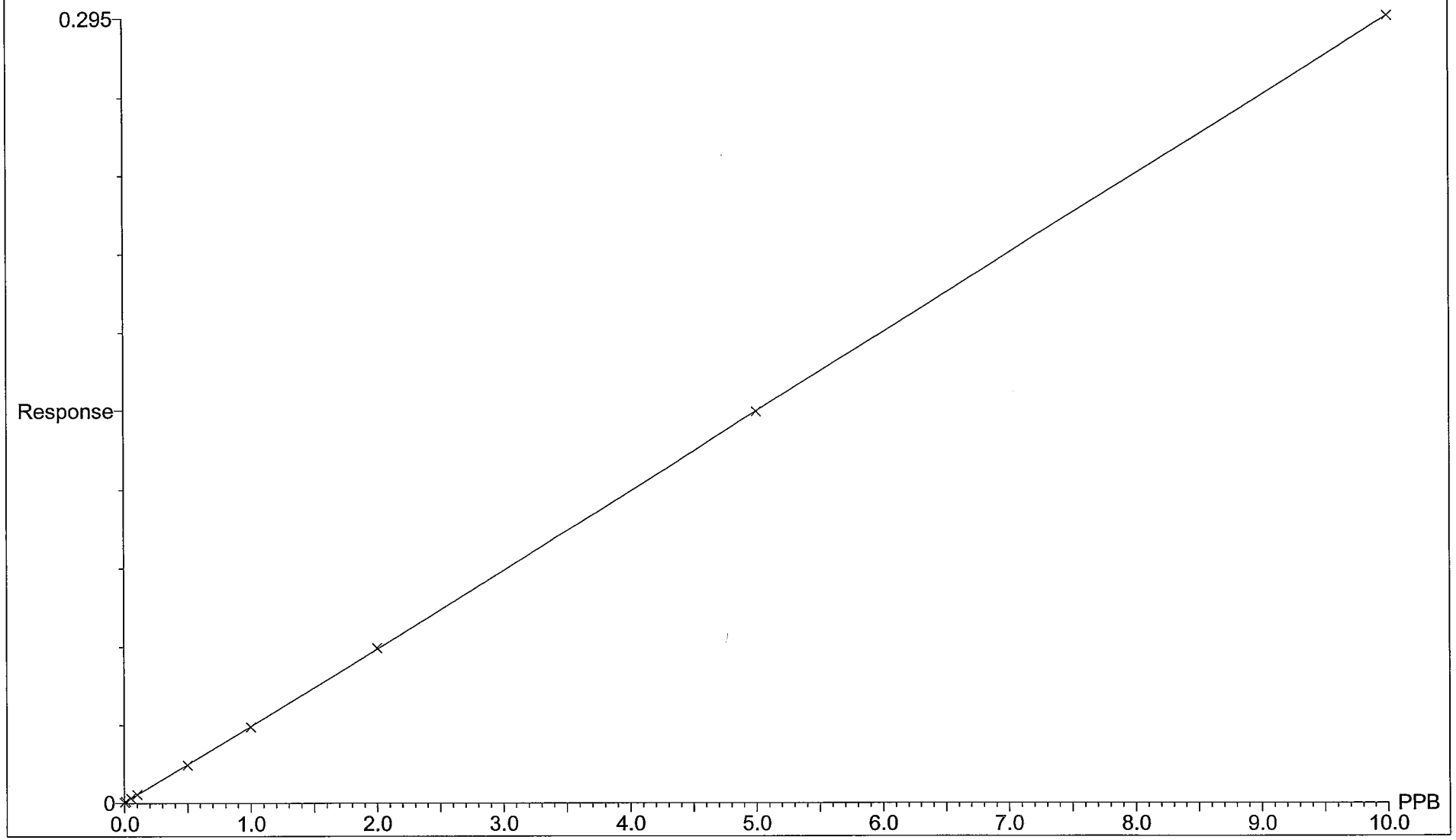

Compound 12 name: 205Tl
Coefficient of Determination: 0.999983
Calibration curve: -0.0551630 * x^3 + 0.0436648 * x^2 + 0.0690032 * x + 5.20770e-5
Response type: Internal Std (Ref 7), Area * (IS Conc. / IS Area)
Curve type: 3rd Order, Origin: Exclude, Weighting: 1/x, Axis trans: None

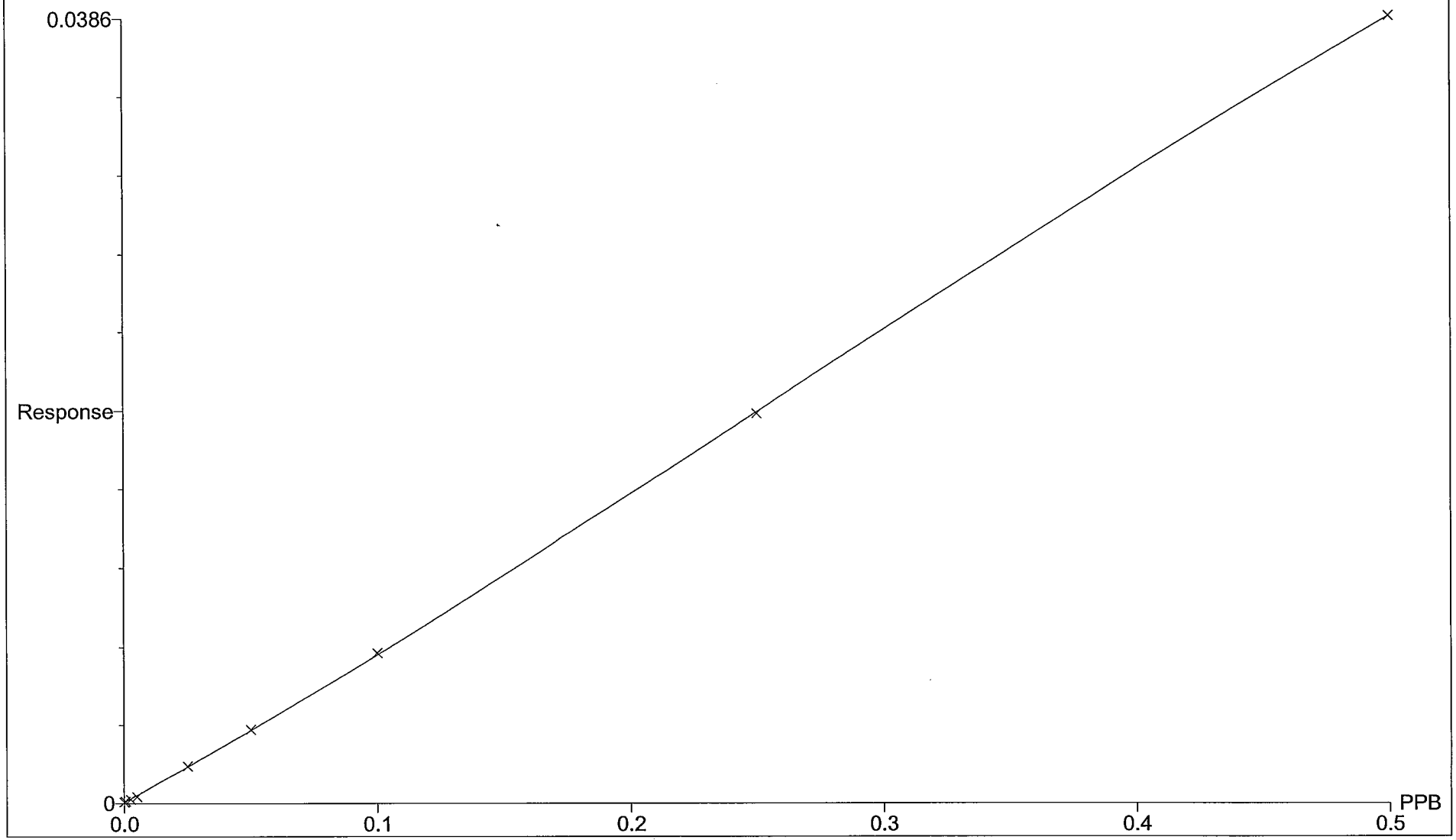

Compound 18 name: 0Lead
Coefficient of Determination: 0.999999
Calibration curve: -4.07401e-6 * x^3 + 0.000237389 * x^2 + 0.116450 * x + 0.000219084
Response type: Internal Std (Ref 7), Area * (IS Conc. / IS Area)
Curve type: 3rd Order, Origin: Exclude, Weighting: 1/x, Axis trans: None

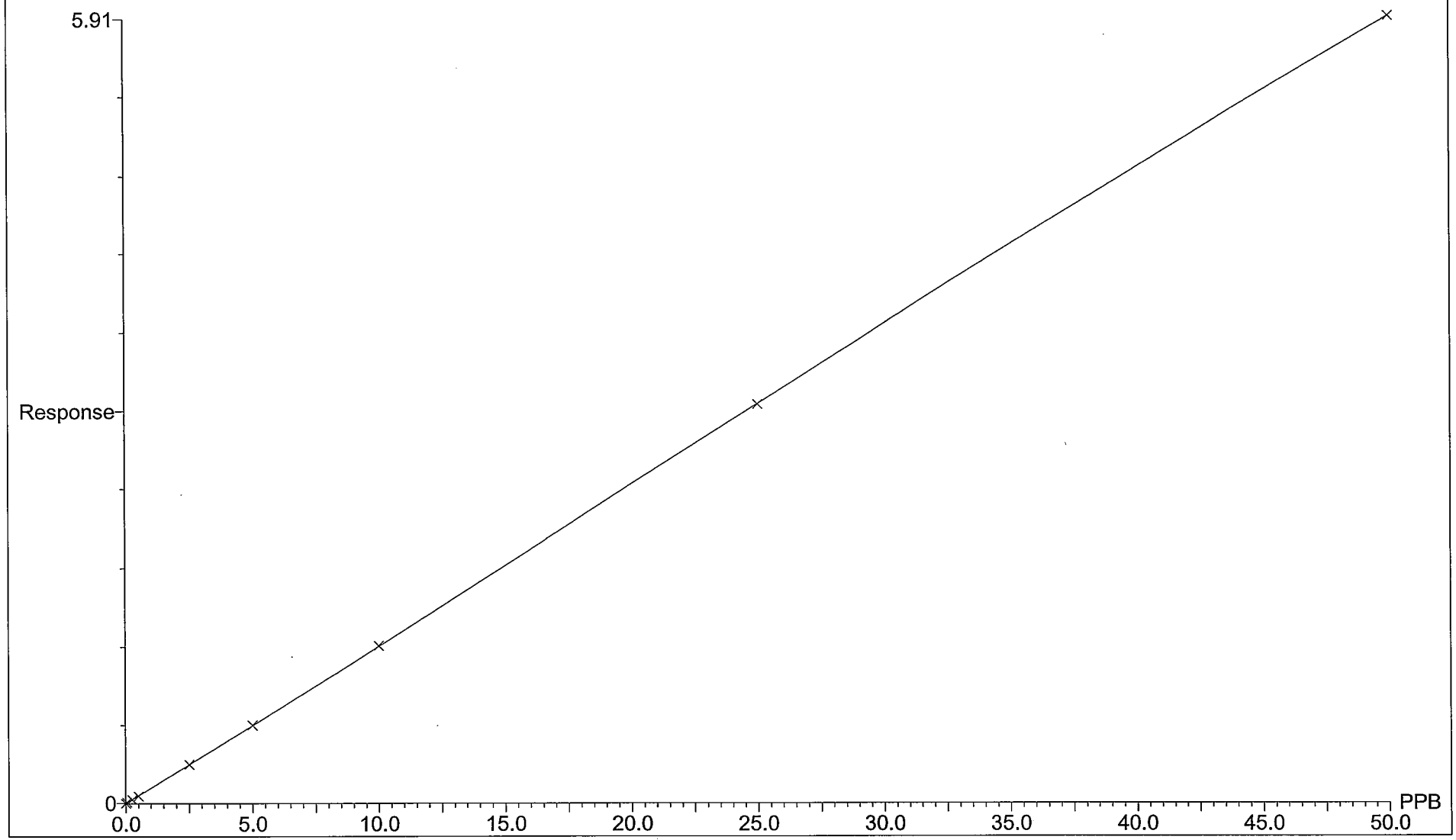

Compound 19 name: 75As
Coefficient of Determination: 0.999990
Calibration curve: -7.96157e-7 * x^3 + 2.58969e-5 * x^2 + 0.00630453 * x + 0.000205807
Response type: Internal Std (Ref 2), Area * (IS Conc. / IS Area)
Curve type: 3rd Order, Origin: Exclude, Weighting: 1/x, Axis trans: None

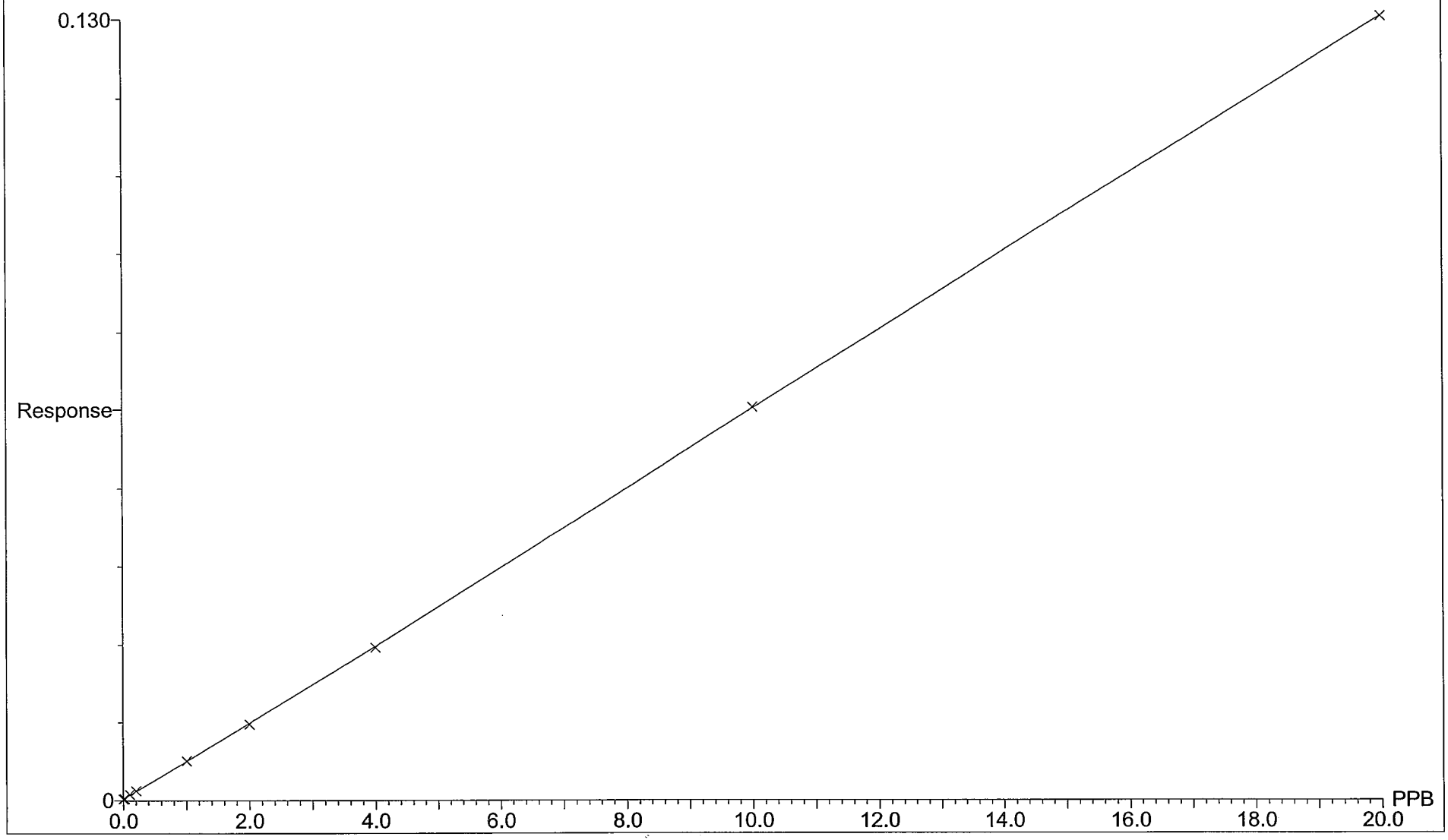

Compound 20 name: 98Mo
Coefficient of Determination: 0.999992
Calibration curve: -2.25186e-5 * x^3 + 0.000365356 * x^2 + 0.0233703 * x + 1.89256e-6
Response type: Internal Std (Ref 2), Area * (IS Conc. / IS Area)
Curve type: 3rd Order, Origin: Exclude, Weighting: 1/x, Axis trans: None

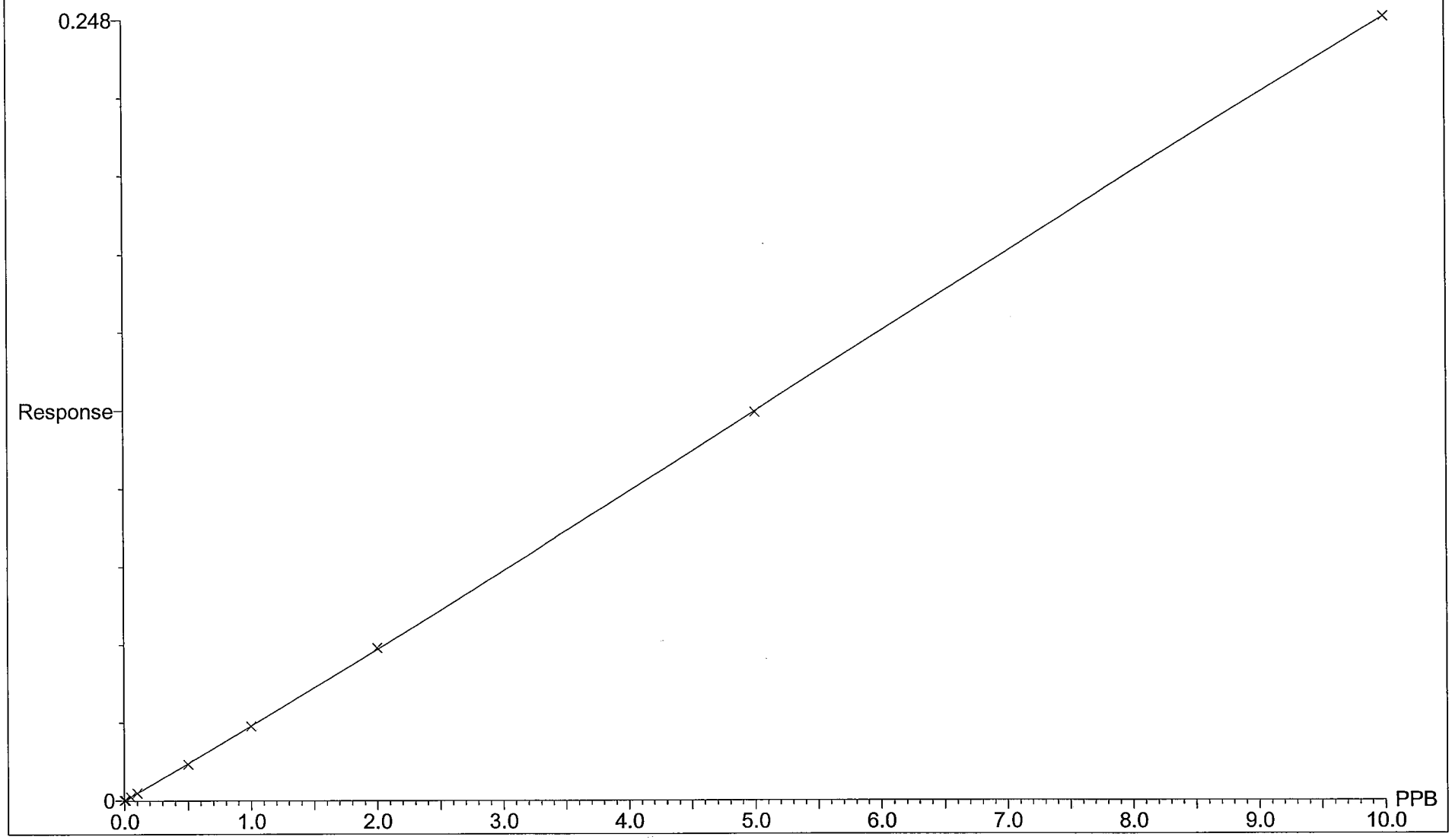

Compound 25 name: 2Uranium
Coefficient of Determination: 0.999995
Calibration curve: -0.000106355 * x^3 + 0.00141521 * x^2 + 0.128810 * x + 3.35190e-5
Response type: Internal Std (Ref 7), Area * (IS Conc. / IS Area)
Curve type: 3rd Order, Origin: Exclude, Weighting: 1/x, Axis trans: None

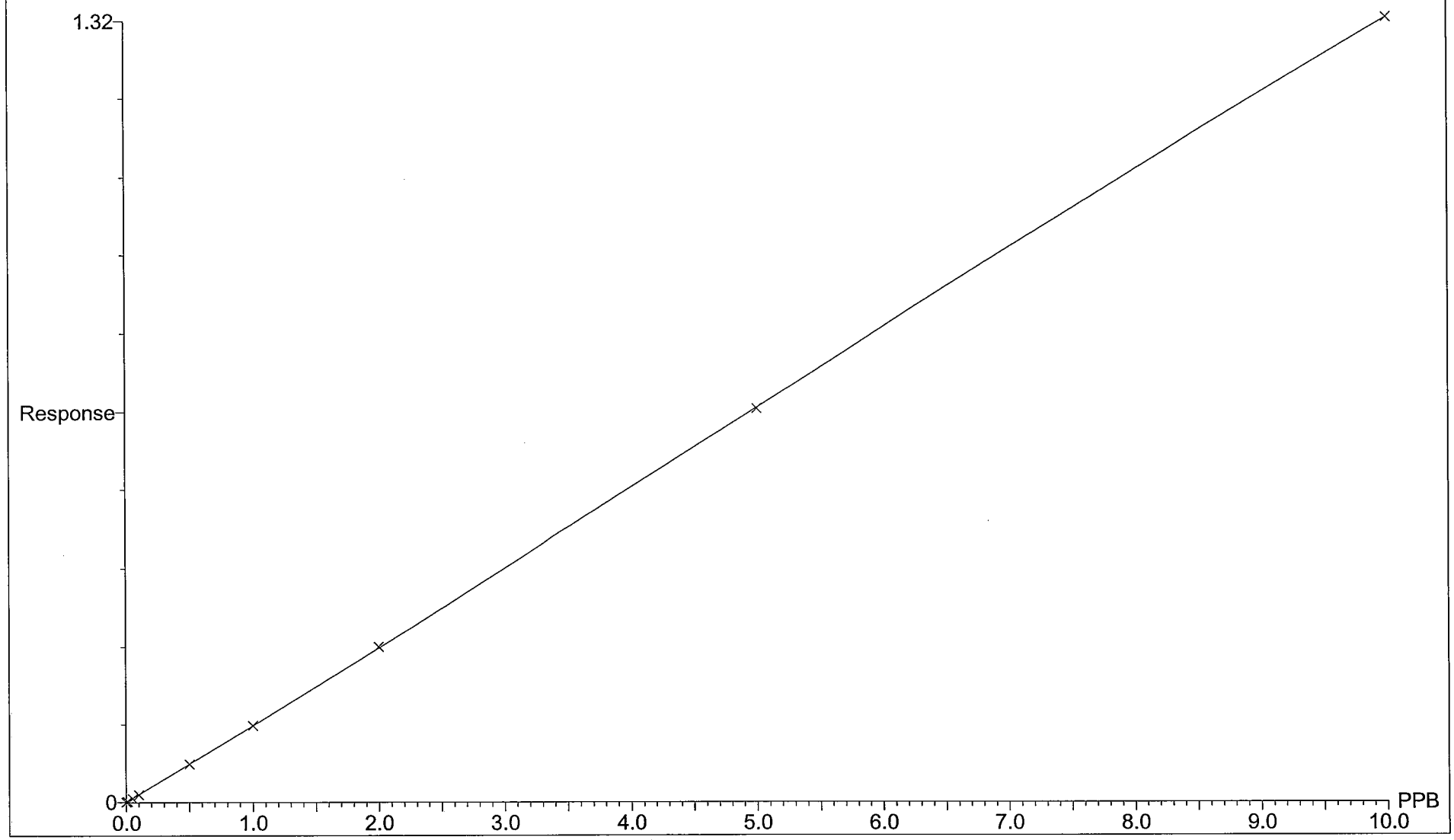

Compound 26 name: 55Mn
Coefficient of Determination: 0.999999
Calibration curve: -1.87738e-6 * x^3 + 0.000132594 * x^2 + 0.128209 * x + 0.0275164
Response type: Internal Std (Ref 13), Area * (IS Conc. / IS Area)
Curve type: 3rd Order, Origin: Exclude, Weighting: 1/x, Axis trans: None

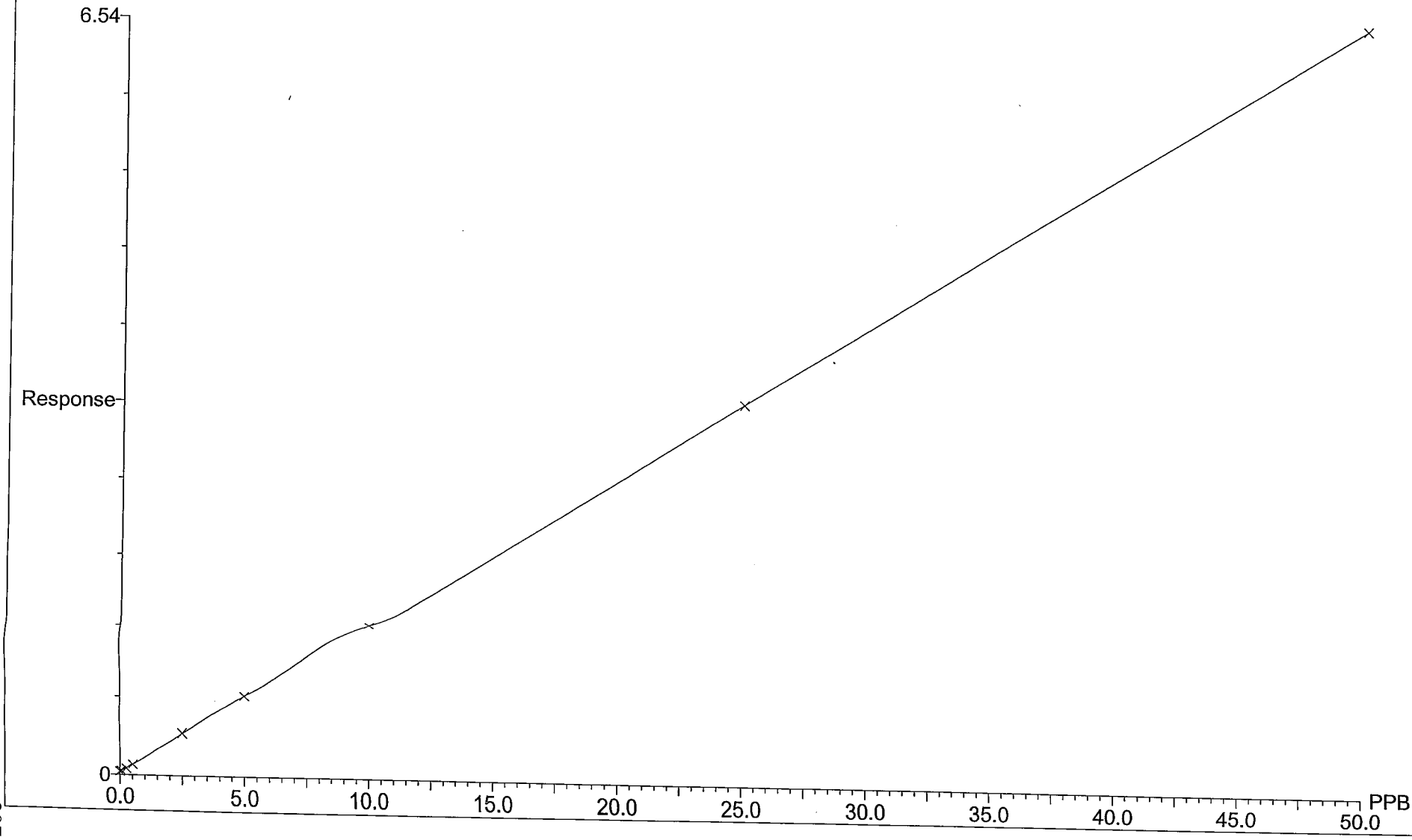

Header Information for Analytical Run:08101301

Analyst: SL

Standards:

Stock A: 10ppm (ST080815-3)
Stock B: 10ppm (ST080815-4)
Daily standards made by diluting stock solution 100X

Reagents:

See digestion log

Pipettes Used:

M-57 - 0.01 mL to 0.1 mL
M-55 - 1.0 mL to 5.0 mL
M-61 - 0.1 mL to 1.0 mL

Method of Dilution:

2X - Dilution made by diluting 5ml of sample to 10ml final volume.
5X - Dilution made by diluting 2.0ml of sample to 10ml final volume.
10X - Dilution made by diluting 1.0ml of sample to 10ml final volume.
20X - Dilution made by diluting 0.5ml of sample to 10ml final volume.
50X - Dilution made by diluting 0.2ml of sample to 10ml final volume.
100X - Dilution made by diluting 0.1ml of sample to 10ml final volume.
500X - Dilution made by diluting a 5X dilution 100X
1000X – Dilution made by diluting a 10X dilution 100X

Daily Maintenance:

1. Check / Change peristaltic pump tubing
2. Check gas liquid separator for deposits, clean if necessary
3. Check / Refill rinse water and stannous chloride reservoirs

Daily Maintenance done by: SL

Monthly Maintenance:

1. Check / Clean sample and reference cells
2. Check / Change Nafion drying cartridge

Monthly Maintenance done by: SL10-10-2008

CETAC Hg Analysis Report - 08101301.DB - Monday, October 13, 2008, 2:53:01 PM

Analyst
Date Started Monday, October 13, 2008, 12:50:35
Worksheet PARAGON
Comment

Sample ID	Analysis Time	Conc (PPT)	%RSD	Avg. µAbs	Readings				Flags
Calibration Zero	13-Oct-2008, 12:50	0.00	9.20	27.40	24	29	29	28	
Standard #1	13-Oct-2008, 12:52	200.00	3.33	795.00	763	785	813	821	
Standard #2	13-Oct-2008, 12:53	500.00	0.15	1870.00	1871	1868	1864	1866	
Standard #3	13-Oct-2008, 12:55	1000.00	0.10	3800.00	3799	3799	3798	3791	
Standard #4	13-Oct-2008, 12:56	2000.00	0.12	8340.00	8347	8341	8340	8323	
Standard #5	13-Oct-2008, 12:58	5000.00	1.26	18900.00	19104	18988	18729	18582	

Calibration Data

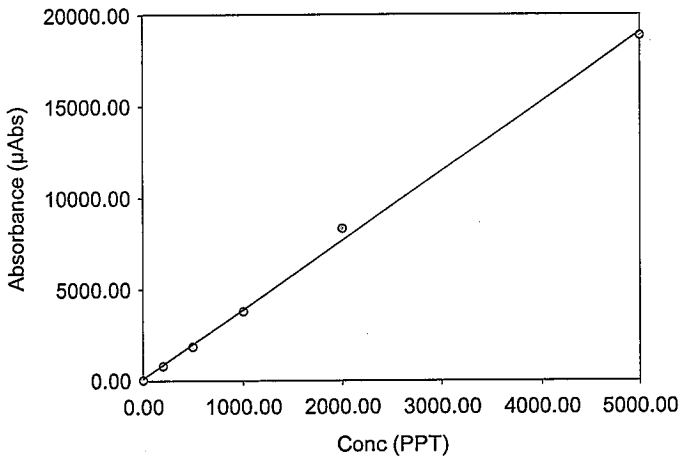

Int.	116.946
Slope	3.790
Correlation	0.99901

Sample ID	Analysis Time	Conc (PPT)	%RSD	Avg. µAbs	Readings				Flags
ICV	13-Oct-2008, 13:00	981.00	0.25	3830.00	3847	3833	3826	3831	
ICB	13-Oct-2008, 13:01	-44.00	3.41	-49.90	-48	-43	-55	-54	
CRA	13-Oct-2008, 13:03	182.00	1.49	806.00	808	817	807	792	
HG081007-1MB	13-Oct-2008, 13:04	-23.70	15.70	27.20	40	35	25	8	
HG081007-1LCS	13-Oct-2008, 13:06	942.00	0.18	3690.00	3678	3692	3691	3685	
HG081007-1LCSD	13-Oct-2008, 13:08	958.00	0.20	3750.00	3741	3753	3757	3746	
IDL 1	13-Oct-2008, 13:09	-38.10	1.07	-27.60	-29	-29	-26	-26	
IDL 2	13-Oct-2008, 13:11	-19.90	4.95	41.60	46	42	42	37	
IDL 3	13-Oct-2008, 13:12	-12.70	9.95	69.00	74	72	66	64	
IDL 4	13-Oct-2008, 13:14	-3.94	113.00	102.00	85	91	111	121	
IDL 5	13-Oct-2008, 13:16	-15.90	0.55	56.80	56	57	57	57	
IDL 6	13-Oct-2008, 13:17	-16.20	13.00	55.70	47	51	60	65	
CCV	13-Oct-2008, 13:19	1910.00	0.02	7360.00	7358	7357	7356	7360	
CCB	13-Oct-2008, 13:21	-22.70	2.94	31.00	32	28	31	34	
IDL 7	13-Oct-2008, 13:22	-11.10	3.05	74.70	74	76	75	74	
0809219-18	13-Oct-2008, 13:24	-29.40	13.70	5.38	-16	7	19	12	
0809221-13	13-Oct-2008, 13:25	-29.10	3.14	6.58	7	9	1	9	
0809223-1	13-Oct-2008, 13:27	-20.60	0.83	38.90	39	39	38	39	
0809223-2	13-Oct-2008, 13:29	-21.50	10.70	35.50	40	25	32	44	
0809223-3	13-Oct-2008, 13:30	-8.91	3.87	83.20	85	82	83	83	
0809223-4	13-Oct-2008, 13:32	-27.70	8.62	12.10	24	15	6	4	
0809223-5	13-Oct-2008, 13:33	-32.50	3.06	-6.21	-10	-2	-4	-9	
0809223-6	13-Oct-2008, 13:35	-31.10	1.19	-0.80	-2	-1	1	-1	
0809223-7	13-Oct-2008, 13:37	-19.40	4.19	43.40	48	42	42	41	
CCV	13-Oct-2008, 13:38	1960.00	0.27	7550.00	7553	7565	7564	7523	
CCB	13-Oct-2008, 13:40	-15.90	21.20	56.60	40	54	63	69	
0809223-8	13-Oct-2008, 13:41	-29.20	4.16	6.26	8	11	4	1	
0810008-1	13-Oct-2008, 13:43	-33.70	3.23	-10.90	-11	-7	-10	-16	
0810008-2	13-Oct-2008, 13:45	-40.40	1.63	-36.30	-33	-35	-37	-39	
0810008-3	13-Oct-2008, 13:46	-26.60	9.54	16.10	29	18	10	7	
0810031-1	13-Oct-2008, 13:48	-16.80	20.50	53.20	67	60	49	37	
0810031-2	13-Oct-2008, 13:49	-26.30	6.48	17.30	11	13	21	24	
0810031-2D	13-Oct-2008, 13:51	-40.40	2.06	-36.20	-32	-40	-38	-35	
0810031-2L 5X	13-Oct-2008, 13:53	-33.00	1.17	-8.03	-6	-9	-9	-8	
0810031-2MS	13-Oct-2008, 13:54	2240.00	0.20	8610.00	8605	8624	8584	8611	
0810031-2MSD	13-Oct-2008, 13:56	2040.00	0.20	7830.00	7813	7842	7848	7834	
CCV	13-Oct-2008, 13:58	1960.00	0.35	7550.00	7565	7573	7547	7515	
CCB	13-Oct-2008, 13:59	-29.90	5.77	3.68	-5	5	5	10	
CRA	13-Oct-2008, 14:01	146.00	0.28	671.00	673	670	670	670	
CCV	13-Oct-2008, 14:02	1900.00	0.16	7320.00	7304	7315	7316	7332	
CCB	13-Oct-2008, 14:04	-34.30	4.07	-12.90	-14	-15	-17	-5	

Miscellaneous

METALS DIGESTION WORKSHEET

369480 **Paragon Analytics**

Digestion Date 10/7/08 | HCl Lot No. 605039 | Method: 3005 | Beaker Lot No. 8042525 | Initial Prep PM | Final Prep PM

Digestion Batch P081007-2 | HNO_3 Lot No. 604026 | SOP/Rev: 806 rev 13 | Avg. Beaker Wt. (g) 73 | Prep Start Time 1120 | Prep End Time 1705

Water Bath Temp 95 °C | Peroxide Lot No. N/A | Balance(s): #30 | Pipet(s): M-51 & M-50 | Digestate Wt. (g) 51.18

Reviewed by / date K 10/8/08

Form 805r17.xls (12/15/05)

QC Grp	Lab Sample ID	Instrument	Init Vol/Wt (mL/g)	Final Vol (mL)	Final Wt. (g)	pH	Texture	Before color	Before clarity	After color	After clarity	Comments, including metals list	LIMS QCA
1/2	0809210-24	Tr/MS	See LIMS for all matrix	50.0	58.5	<2	N/A	colorless	clear	colorless	clear	Tr-Mn, MS-Mo, Se, U	3/4
↓	↓ 10/7/08 PM 25	↓		↓	↓	↓	↓	↓	↓	↓	↓	↓	↓
2	0810025-1	MS										U	5
1/2	0810031-1	Tr/MS										Tr-B, Mo, P + TAL MS- Cd, Sb	1/2
↓	↓ -2	↓		↓	↓	↓	↓	↓	↓	↓	↓	↓	↓

10/7/08 PM

ICP					
LCS	P081007-2LCS	Tr	50.0	50.0	58.5
~~LCS 2~~					
ICP MS					
LCS					
LCS 2	M081007-2LCS	MS		50.0	58.5
PB	P081007-2MB	Tr/MS			
#1 D	0809210-24D	↓			
S	-24MS	Tr			
DS	↓ -24MSD	↓			

10/7/08 PM

MS	Lab Sample ID	Init Vol/Wt. (mL/g)	Final Vol. (mL)	Final Wt. (g)
#2 D	0809210-24MS		50.0	58.5
S	↓ -24MSD		↓	↓
DS				
#3 D				
S				
DS				
#4 D				
S				
DS				

10/7/08 PM

Spiking Information

QC (Tr)	Amount
ST080815-5 (C)	0.5mL
ST080818-4 (Z)	1.0mL
ST080818-5 (LATION)	1.0mL
ST080731-22	0.05mL
(MS)	
ST080819-5	0.5mL

364928

MERCURY DIGESTION - WATER/TCLP

Method 7470 SOP 812/Rev 14 Date Analyzed 10-13-08 File 08101301 *** Init. SA (prep.) AJ (analysis)

Digestion Date 10-7-08 Spike Witness N/A Time Start 1120 Time Finish 1320 Bath Temp 95 °C

Tube #	Solution ID	Spike * Solution	Spike Volume (mL)	Final ** Volume (mL)	Comments
STD 1	0 ppb	-	-	20.0	
2	0.2 ppb	A	0.04	20.0	
3	0.5 ppb	A	0.1	20.0	
4	1.0 ppb	A	0.2	20.0	
5	2.0 ppb	A	0.4	20.0	
6	5.0 ppb	A	1.0	20.0	
	ICV	B	0.2	20.0	
	ICB	-	-	20.0	
	CRA-0.2 ppb	A	0.04	20.0	
	IPC (245.1 only)	A	0.04	20.0	
	SAMPLES -- **Prep. Batch ID(s)** HG081007-1				(see LIMs Prep. Batch report for sample info. (IDs, Aliquots, etc.)
	CCVs	A	0.4	20.0	___ # prepared
	CCBs	-	-	20.0	___ # prepared

*** See run report for run log information.

** Laboratory DI water used to make-up to final volume.

*A: 100 ppb Hg solution made from 100x dilution (1 mL/100 mL) of ST080815-3 ID

*B: 100 ppb Hg solution made from 100x dilution (1 mL/100 mL) of ST080815-4 ID (2nd source)

See run header for maintenance performed.

Digestion Cups: 821CA

Reagents: H_2SO_4 C15040 HNO_3 G04026 $KMnO_4$- RG080922-1 $K_2S_2O_8$- RG08110-5

SnCl- R080715 Hydroxylamine RG070711-1

Balance(s) Used: 29

Pipet(s) Used: M-57 M-61

Reviewed by [signature] Date 10/9/08

Paragon Analytics

OIL AND GREASE CASE NARRATIVE

URS

Cistern Excavation

Order Number - 0810031

1. This report consists of 2 water samples. The samples were received cool and intact on 10/03/2008. The water samples did not have a pH less than 2 upon receipt.
2. The samples were prepared and analyzed according to EPA Method 1664A procedures utilizing PA SOP 671 Rev. 6.
3. The samples were prepared and analyzed within the established hold times.
4. The method blank associated with this project was below the reporting limit for oil and grease.
5. All laboratory control spike and laboratory control spike duplicate recoveries and RPDs were within the acceptance criteria.
6. A matrix spike and matrix spike duplicate could not be performed because of insufficient sample. A laboratory control spike and laboratory control spike duplicate were performed instead.

The data contained in the following report have been reviewed and approved by the personnel listed below. In addition, Paragon Analytics certifies that the analyses reported herein are true, complete and correct within the limits of the methods employed.

Emily Kiedl for — 10-16-08

Mindy Norton — Date

Organics Primary Data Reviewer

Brendon Howard — 10/16/08

Organics Final Data Reviewer — Date

Paragon Analytics, Inc.
Data Qualifier Flags
Chromatography and Mass Spectrometry

U or ND:	**This flag indicates that the compound was analyzed for but not detected.**
J:	**This flag indicates an estimated value. This flag is used as follows : (1) when estimating a concentration for tentatively identified compounds (TICs) where a 1:1 response is assumed; (2) when the mass spectral and retention time data indicate the presence of a compound that meets the volatile and semivolatile GC/MS identification criteria, and the result is less than the reporting limit (RL) but greater than the method detection limit (MDL); (3) when the data indicate the presence of a compound that meets the identification criteria, and the result is less than the RL but greater than the MDL; and (4) the reported value is estimated.**
B:	**This flag is used when the analyte is detected in the associated method blank as well as in the sample. It indicates probable blank contamination and warns the data user. This flag shall be used for a tentatively identified compound (TIC) as well as for a positively identified target compound.**
E:	**This flag identifies compounds whose concentration exceeds the upper level of the calibration range.**
A:	**This flag indicates that a tentatively identified compound is a suspected aldol-condensation product.**
X:	**This flag indicates that the analyte was diluted below an accurate quantitation level.**
***:**	**This flag indicates that a spike recovery is outside the control criteria.**
+:	**This flag indicates that the relative percent difference (RPD) exceeds the control criteria.**

Paragon Analytics

Sample Number(s) Cross-Reference Table

Paragon OrderNum: 0810031
Client Name: URS
Client Project Name: Cistern Excavation
Client Project Number:
Client PO Number: Cistern Excavation

Client Sample Number	Lab Sample Number	COC Number	Matrix	Date Collected	Time Collected
Cistern 100308	0810031-1		WATER	03-Oct-08	10:40
CD 100308	0810031-2		WATER	03-Oct-08	10:45
Cistern 100308-S	0810031-3		SOIL	03-Oct-08	11:10
Trip Blank	0810031-4		WATER	03-Oct-08	
Trip Blank	0810031-5		WATER	03-Oct-08	

Paragon Analytics
A Division of DataChem Laboratories, Inc.

225 Commerce Drive Fort Collins, CO 80524
800-443-1511 or (970) 490-1511 (970) 490-1522 Fax

Accession Number (LAB ID) 0810031

Chain-of-Custody Date 10/3/08 Page 1 of 1

Originator: Retain pink copy!

Project Name/No.: Prather Spring Sampler(s): Mark Lavorsen Turnaround (circle one) **Standard** or **Rush** (Due _____) Dispose: **Date** _____ or **Return to Client**

Report To: Sheri O'connor
Phone: Cistern Sampling
Fax:
E-mail:
Company: URS
Address: 8181 E Tufts Ave
Denver, CO 80112

Circle method (right); provide additional information as needed (comments).

Sample ID	Date	Time *	Lab ID	Matrix	Preservative (indicate type... HCl, etc.)	No. of Containers	VOCs SW8260B	BTEX (only) SW8021B	SVOCs SW8270C	~~OC Pesticides~~ Glycols ~~SW8081A~~	~~PCBs~~ Nitrate + Nitrite ~~SW8082~~	Herbicides SW8151A	Explosives SW8330	TCLP Organics SW1311 SW8260B 8270C 8081A 8151A	TCLP Metals SW1311 Hg SW6010B 7470	Total Metals by ICP Hg SW6010B 7470 7471 E200.7	Dissolved Metals by ICP Hg SW6010B 7470 E200.7	Total Metals by ICP/MS SW6020A E200.8	Dissolved Metals by ICP/MS SW6020A E200.8	Hexavalent Chromium SW7196A Alkaline Digest? Y / N	Inorganic Anions SW9056 E300.0 (specify in comments)	Solids: Total E160.3 TDS E160.1 TSS E160.2	pH SW9040B SW9045C	TPH SW8015B GRO DRO (circle one or both)	Gross Alpha / Beta SW9310 E900.0	Actinides by Paragon SOP Pu / U / Am / Th / Cm / ___	Tritium E906.0	Total Alpha-Emitting Radium SW9315 E903.0	Radium 226 E903.1	Radium 228 SW9320 E904.0	Strontium 90 (Total RadioSr) D5811-00	Gamma Isotopes E901.1	Radon 222 SM7510Rn	Oil + Grease	Sulphide
Cistern 100308	10/3/08	1040	1	W		14	3		2	3	1					1					1			1										1	1
CD100308	10/3/08	1045	2	W		13	3		2	3	1					1					1			1											1
~~Trip Blank 100308~~	~~10/3/08~~		~~3~~	~~W~~			~~3~~																												
Cistern 100308	10/3/08	1110	10/7/08 3	S		1	1		~~2~~		~~1~~					~~1~~								~~1~~											~~1~~
Trip Blank ~~100308~~ 2	10/3		10/7/08 4	W			1		X	10/7/08																									
Trip Blank 100308 1	10/3		10/7/08 5	W			1		X	10/7/08																									

* **Time Zone:** EST CST MST PST **Matrix Key:** O = oil, S = soil, NS = non-soil solid, W = water, L = liquid, E = extract, F = filter

Comments:

Relinquished By: (1)
Signature Mark Lavorsen
Printed Name Mark Lavorsen
Date 10/3/08 Time 1940
Company URS Corp

Relinquished By: (2)
Signature
Printed Name
Date Time
Company

Received By: (1)
Signature Debbie Fazio
Printed Name Debbie Fazio
Date 10/3/08 Time 1940
Company Paragon Analytics

Received By: (2)
Signature
Printed Name
Date Time
Company

Form 202r6.xls (6/16/06)

68 10031

cistern excavation

Table 2
Fluid Media Analytical Parameters, Holding Times, and Preservation Requirements

Analytical Parameter	Analytical Method	Sample Holding Time (from collection)	Preservation	Number of Containers and Minimum Volume	Type
Metals (including Hg)	SW 6010/SW 6020 and SW 7470A	6 months (28 days mercury) 3	pH ≤2 with HNO_3, ≤6°C	1 - 500 mL Poly Bottle 3	
Anions [1]	EPA 300.0	28 days	≤6°C 500 ml	1 - 1L Poly Bottle 4	
Alkalinity	EPA 310.1	14 days			
Total Dissolved Solids (TDS)	EPA 160.1	7 days 4			
pH	SW 9040	4 days from receipt at lab			
Specific Conductance	EPA 120.1				
Nitrate+Nitrite [2]	EPA 353.2	28 days 5	pH ≤2 with H_2SO_4, ≤6°C	1 - 125 mL Poly Bottle	
Sulfide	EPA 376.1	7 days 6	NaOH/ ZnAc, ≤6°C	1 - 500 mL Poly Bottle	
Total Petroleum Hydrocarbons (Diesel Range Organics [DRO] and Motor Oil Range Organics [MRO])	SW 8015BM	7 days to extraction, 40 days after extraction 7	≤6°C	1 - 1L Amber Glass Bottles	
Volatile Organic Compounds (VOCs)	SW 8260B	14 days 2	pH ≤2 with HCl, ≤6°C	3 - 40 mL Glass VOA vials 1	
Semi-volatile Organic Compounds (SVOCs)	SW 8270C	7 days to extraction, 40 days after extraction 8	≤6°C	2 - 1L Amber Glass bottles 1 only	1
Glycols (Ethylene + Propylene)	SW 8015B	7 days to preserve, 14 days to analyze 9 1	≤6°C	3 - 40 mL Glass VOA vials 2	
Oil & Grease [3]	EPA 1664	7 days to extraction, 40 days after extraction 10	pH ≤2 with H_2SO_4, ≤6°C unpreserved	1 - 1L Amber Glass Bottles ~~unpreserved~~	

[1] Anions include: chloride, sulfate, fluoride, bromide, nitrate, and nitrite.
[2] Combined nitrate and nitrite aliquot will be analyzed only if sample for anion analysis by Method 300.0 is not analyzed within 48 hours.

08100031

Table 1
Solid Media Analytical Parameters, Holding Times, and Preservation Requirements

Analytical Parameter	Analytical Method	Sample Holding Time (from collection)	Preservation	Number of Containers and Minimum Volume
Metals (including Hg)	SW 6010/SW 6020 and SW 7470A	6 months (28 days mercury)	≤6°C	1 - 8 oz. Amber Glass Jar
Anions [1]	EPA 300.0	28 days		
paste Alkalinity	EPA 310.1			
paste pH	EPA 105.1			
paste Specific Conductance	EPA 120.1			
Nitrate + Nitrite	EPA 353.2			
Percent Solids	PAI SOP			
Volatile Organic Compounds (VOCs)	SW 8260B	14 days	≤6°C	Terracore kit consisting of: 1 - 2 oz. Amber Glass Jar ~~2 - 40 mL Glass Vials w/ water, 1 - 40 mL Glass Vial w/ methanol~~
Total Petroleum Hydrocarbons (Diesel Range Organics [DRO] and Motor Oil Range Organics [MRO])	SW 8015BM	14 days to extraction 40 days after extraction	≤6°C	1 - 8 oz. Amber Glass Jar
Semi-volatile Organic Compounds (SVOCs)	SW 8270C			
Oil & Grease	SW 9071			
Glycols (Ethylene + Propylene)	SW 8015B	7 days to preserve, 14 days to analyze		

TCLP = Toxicity Characteristic Leaching Procedure
ZHE = Zero-headspace extraction
[1] Anions include: chloride, sulfate, fluoride, bromide, nitrate, and nitrite

CONDITION OF SAMPLE UPON RECEIPT FORM

Paragon Analytics

Client: URS

Workorder No: 0810031

Project Manager: DJF

Initials: DJ

Date: 10/3/08

1.	Does this project require any **special handling** in addition to standard Paragon procedures?		YES	NO
2.	Are custody **seals** on **shipping containers** intact?	NONE	YES	NO
3.	Are Custody seals on **sample containers** intact?	NONE	YES	NO
4.	Is there a **COC (Chain-of-Custody) present** or other representative documents?		YES	NO
5.	Are the **COC and bottle labels complete and legible**?		YES	NO
6.	Is the **COC in agreement** with samples received? (IDs, dates, times, no. of samples, no. of containers, matrix, requested analyses, etc.)		YES *	NO
7.	Were **airbills / shipping documents** present and/or removable?	DROP OFF	YES	NO
8.	Are all aqueous **samples requiring preservation preserved correctly?** (excluding volatiles)	N/A	YES	NO
9.	Are all aqueous **non-preserved samples pH 4-9**?	N/A	YES	NO
10.	Is there **sufficient sample** for the requested analyses?		YES	NO
11.	Were all samples placed in the **proper containers** for the requested analyses?		YES	NO
12.	Are all samples within **holding times** for the requested analyses?		YES	NO
13.	Were all sample containers received **intact**? (not broken or leaking, etc.)		YES	NO
14.	Are all samples requiring **no** headspace (**VOC, GRO, RSK/MEE, Rx CN/S, radon**) headspace free? **Size of bubble:** x < green pea x > green pea	N/A	YES	NO •
15.	Do perchlorate LCMS-MS samples **have** headspace? (at least 1/3 of container required)	N/A	YES	NO
16.	Were samples checked for and free from the presence of **residual chlorine?** (Applicable when PM has indicated samples are from a chlorinated water source; note if field preservation with sodium thiosulfate was not observed.)	N/A	YES	NO
17.	Were the samples **shipped on ice**?		YES	NO
18.	Were cooler temperatures measured at 0.1-6.0°C? **IR gun used*:** #2 #4	RAD ONLY	YES	NO

Cooler #:	~~X~~ DJ 10/3/08	1114						
#2 Temperature (°C):	7°	4°						
No. of custody seals on cooler:	1	1						
DOT Survey/ Acceptance Information — External µR/hr reading:	13	13						
Background µR/hr reading:	11							

Were external µR/hr readings ≤ two times background and within DOT acceptance criteria? **YES / NO / NA** (If no, see Form 008.)

Additional Information: PROVIDE DETAILS BELOW FOR A NO RESPONSE TO ANY QUESTION ABOVE, EXCEPT #1 AND #16.

Samples physically received 10/3/08. Unpacked 10/4/08

* Samples 4 and 5 (Trip Blank and Trip Blank 100308) No sample time listed

• Sample 1 (Cistern 100308) 1 of 3 40ml VOC vials contain headspace < pea

2 (CD100308) ↓ ↓ ↓ ↓ ↓ ↓ > pea.

TOC bottles Not rec'd at Paragon

If applicable, was the client contacted? **YES / NO / NA** Contact: _____ Date/Time: _____

Project Manager Signature / Date: _____

*IR Gun #2: Oakton, SN 29922500201-0066 *IR Gun #4: Oakton, SN 2372220101-0002

An "-S" was added as the suffix for soil sample Cistern 100308 per URS.

Form 201r21.xls (7/30/08)

Analytical Results

Hexane Extractable Material--Gravimetric

Method EPA1664 Revision A

Method Blank

Lab Name: **Paragon Analytics**
Work Order Number: 0810031
Client Name: URS
ClientProject ID: Cistern Excavation

Lab ID: EX081008-1MB

Sample Matrix: WATER
% Moisture: N/A
Date Collected: N/A
Date Extracted: 08-Oct-08
Date Analyzed: 08-Oct-08
Prep Method: METHOD

Prep Batch: EX081008-1
QCBatchID: EX081008-1-1
Run ID: EX081008-1A
Cleanup: NONE
Basis: N/A
File Name:

Sample Aliquot: 1000 ml
Final Volume: 1 sample
Result Units: mg/l
Clean DF: 1

CASNO	Target Analyte	DF	Result	Reporting Limit	Result Qualifier	EPA Qualifier
10-30-0	OIL AND GREASE	1	5	5	U	

Data Package ID: *EX0810031-1*

OIL AND GREASE

Method EPA1664 Revision A

Sample Results

Lab Name: Paragon Analytics
Client Name: URS
Client Project ID: Cistern Excavation
Work Order Number: 0810031
Reporting Basis: As Received
Prep Method: METHOD
Final Volume: 1 sample
Matrix: WATER
Result Units: mg/l

Client Sample ID	Lab ID	Date Collected	Date Prepared	Date Analyzed	Percent Moisture	Dilution Factor	Result	Reporting Limit	Flag	Sample Aliquot
Cistern 100308	0810031-1	10/03/2008	10/08/2008	10/08/2008	N/A	1	4.7	4.7	U	1060 ml
CD 100308	0810031-2	10/03/2008	10/08/2008	10/08/2008	N/A	1	4.7	4.7	U	1055 ml

Comments:

1. ND or U = Not Detected at or above the client requested detection limit.

Data Package ID: *EX0810031-1*

Supporting QA/QC Data

Hexane Extractable Material--Gravimetric

Method EPA1664 Revision A

Laboratory Control Sample and Laboratory Control Sample Duplicate

Lab Name: **Paragon Analytics**
Work Order Number: 0810031
Client Name: URS
ClientProject ID: Cistern Excavation

Lab ID: EX081008-1LCS

Sample Matrix: WATER
% Moisture: N/A
Date Collected: N/A
Date Extracted: 10/08/2008
Date Analyzed: 10/08/2008
Prep Method: METHOD

Prep Batch: EX081008-1
QCBatchID: EX081008-1-1
Run ID: EX081008-1A
Cleanup: NONE
Basis: N/A
File Name:

Sample Aliquot: 1000 ml
Final Volume: 1 sample
Result Units: mg/l
Clean DF: 1

CASNO	Target Analyte	Spike Added	LCS Result	Reporting Limit	Result Qualifier	LCS % Rec.	Control Limits
10-30-0	OIL AND GREASE	39.9	38.9	5		98	78 - 114%

Lab ID: EX081008-1LCSD

Sample Matrix: WATER
% Moisture: N/A
Date Collected: N/A
Date Extracted: 10/08/2008
Date Analyzed: 10/08/2008
Prep Method: METHOD

Prep Batch: EX081008-1
QCBatchID: EX081008-1-1
Run ID: EX081008-1A
Cleanup: NONE
Basis: N/A
File Name:

Sample Aliquot: 1000 ml
Final Volume: 1 sample
Result Units: mg/l
Clean DF: 1

CASNO	Target Analyte	Spike Added	LCSD Result	Reporting Limit	Result Qualifier	LCSD % Rec.	RPD Limit	RPD
10-30-0	OIL AND GREASE	39.9	38.5	5		97	20	1

Data Package ID: *EX0810031-1*

Prep Batch ID: EX081008-1

Start Date: 10/08/08
Start Time: 11:05
Prep Analyst: Brendon Howard

End Date: 10/08/08
End Time: 12:20

Concentration Method: CKIS
Extract Method: METHOD
Initial Volume Units: ml
Final Volume Units: sample

Batch Created By: bch
Date Created: 10/08/08
Time Created: 12:10
Validated By: bch
Date Validated: 10/13/08
Time Validated: 12:18

Comments:

QC Batch ID: EX081008-1-1

Lab ID	QC Type	Field ID	Matrix	Date Collected	Initial Wt/Vol	Final Wt/Vol	Cleanup Method	Cleanup DF	Order Number
EX081008-1	MB	XXXXXX	WATER	XXXXXX	1000	1	NONE	1	0810031
EX081008-1	LCS	XXXXXX	WATER	XXXXXX	1000	1	NONE	1	0810031
EX081008-1	LCSD	XXXXXX	WATER	XXXXXX	1000	1	NONE	1	0810031
0810031-1	SMP	Cistern 100308	WATER	10/3/2008	1060	1	NONE	1	0810031
0810031-2	SMP	CD 100308	WATER	10/3/2008	1055	1	NONE	1	0810031

In generating this benchsheet, prep analyst states that all aspects of sample preparation as set forth in the appropriate PAR SOP's (including Kuderna-Danish temperatures, proper flow settings on the N-evap, and final volumes) were properly adhered to (unless otherwise noted herein).

QC Types

CAR	Carrier reference sample	DUP	Laboratory Duplicate
LCS	Laboratory Control Sample	LCSD	Laboratory Control Sample Duplicat
MB	Method Blank	MS	Laboratory Matrix Spike
MSD	Laboratory Matrix Spike Duplicate	REP	Sample replicate
SMP	Field Sample	SYS	Sample Yield Spike

Sample Raw Data

Oil and Grease by Method EPA1664
Paragon Analytics

10/8/2008 Date Extracted
10/13/2008 Date Analyzed

Weight (ml)	Lab ID	Initial Weight (g)	Final Weight (g)	Base RL (mg)	Adjusted RL (mg/l)	Concentration in Sample (mg/l)	
1000	MB	153.5013	153.5016	5	5.00	0.30	U
1060	0810031-1	170.2721	170.2727	5	4.72	0.57	U
1055	0810031-2	169.1573	169.1578	5	4.74	0.47	U
1000	LCS	174.605	174.6439	5	5.00	38.90	OK
1000	LCSD	151.3493	151.3878	5	5.00	38.50	OK

1st calc. ✓:

0810031-1:

170.2727 g final
- 170.2721 g init.
= 0.0006 g Δ

$\left(\frac{0.0006\ g}{1060\ mL}\right)\left(\frac{1000\ mg}{1\ g}\right)\left(\frac{1000\ mL}{1\ L}\right) = 0.5660\ mg/L \approx 0.57\ mg/L$

OK 10/13/08

2nd calc. ✓:

0810031-2:

169.1578 g final
- 169.1573 g init.
0.0005 g Δ

$\left(\frac{0.0005\ g}{1055\ mL}\right)\left(\frac{1000\ mg}{1\ g}\right)\left(\frac{1000\ mL}{1\ L}\right) = 0.47\ mg/L$

OK 10-13-08

Oil and Grease by Method EPA1664

Laboratory Control Spike, Laboratory Control Spike Duplicate
Paragon Analytics

Date Extracted: 10/8/2008
Date Analyzed: 10/13/2008

Sample Matrix: Milli-Q Water

Sample ID	Spike Added (mg/l)	LCS Concentration (mg/l)	LCS Percent Recovery	
Laboratory Control Sample	39.885	38.9	98	
Sample ID	**Spike Added (mg/l)**	**LCSD Concentration (mg/l)**	**LCSD Percent Recovery**	**RPD**
Laboratory Control Sample Dup.	39.885	38.5	97	1

LCS/LCSD Information

water (ml)	Spike Added (ml)	Initial Weight (g)	Final Weight (g)
1000	5	174.605	174.6439

water (ml)	Spike Added (ml)	Initial Weight (g)	Final Weight (g)
1000	5	151.3493	151.3878

Page 1 of 1 **365027** **OIL & GREASE -- PREPARATION / ANALYSIS / CLEANUP – BENCHSHEET**

Paragon Analytics.
Form 603r11.doc (4/25/2007)

WO 0810031 (AQ) Solid N/A Batch ID EX081008-1 M Spike Code ST080206-2 Analysis Code: 9070A 9071 1664 Lipids Balance ID #5 SOP 671 Rev 6
Ex. Date/Time 10/8/08 11:05 (start) Date/Time 10/8/08 12:20 (stop) Initials JBA Cleanup Code: (3630C) Silica Gel Cleanup Date/Time N/A SOP 644/Rev N/A Initials N/A

SAMPLE					EXTRACT					COMMENTS
Sample No.	Amount (g / mL)	Matrix Spike (mL)	Matrix Spike Witnessed	Acidified? If so, amount used? (mL)	Date Evaporated to Final	Silica Gel (g)	Beaker Initial (g)	Beaker Final (g)	Difference (g)	Balance #5 2 mg wt. #45458 (#35069) (circle) check between 0.0019 – 0.0021 g? (Y) / N 0.00209 JBA 10/13/08
WMB	1000	N/A	N/A	yes, 2.0 mL conc. H_2SO_4	10/8/08	N/A	153.5013 JBA 10/8/08	153.5015 153.5016 153.5016	0.0003	
0810031-1	1060						170.2721	170.2727 170.2726 170.2727	0.0006	Not enough sample(s) to perform MS/MSD
-2	1055						169.1573	169.1576 169.1587 169.1578	0.0005	
WLCS	1000	5.0 mL	JBA / JBA				174.6050	174.6441 174.6434 174.6439	0.0389	Matrix spike conc. is 0.0399 g/mL (39.885 mg/L)
WLCSD	1000						151.3493	151.3889 151.3877 151.3878	0.0385	
					JBA 10/13/08					

Reagent Lots: HCl N/A H_2SO_4 G02F01 Silica Gel N/A Hexane 080013 $NaSO_4$ 081944 DCM N/A Reviewed by / Date JB 10-13-08

PARAGON ANALYTICS
A Division of DataChem Laboratories, Inc.

225 Commerce Drive, Fort Collins, Colorado 80524
TF: (800) 443-1511 ◆ PH: (970) 490-1511 ◆ FX: (970) 490-1522
www.paragonlabs.com

September 26, 2008

Ms. Sheri O'Connor
URS
8181 E. Tufts Ave
Denver, CO 80237

Re: Paragon Workorder: 08-09-141
Client Project Name: Prather Phase 1 Investigation
Client Project Number: None Submitted

Dear Ms. O'Connor:

Three water samples were received from URS on September 19, 2008. The samples were scheduled for the following analyses:

Metals	pages 1-359	Dissolved Gasses	pages 1-42
Inorganics	pages 1-93	GC/MS Volatiles	pages 1-120

The results for these analyses are contained in the enclosed reports.

Thank you for your confidence in Paragon Analytics. Should you have any questions, please call.

Sincerely,

Debbie Fazio

Paragon Analytics
Debbie Fazio
Project Manager

DJF/mh
Enclosure (s): Report and CD

Paragon Analytics

Sample Number(s) Cross-Reference Table

Paragon OrderNum: 0809141
Client Name: URS
Client Project Name: Prather Phase 1 Investigation
Client Project Number:
Client PO Number: Prather-2008

Client Sample Number	Lab Sample Number	COC Number	Matrix	Date Collected	Time Collected
PS-MW02D	0809141-1		WATER	17-Sep-08	14:30
PS-MW02S	0809141-2		WATER	17-Sep-08	13:27
Trip Blank	0809141-3		WATER	18-Sep-08	16:00

0809141

CHAIN OF CUSTODY RECORD / ANALYTICAL SERVICES AGREEMENT

Mail Original Report to: URS Corporation
Attn: Mark Levorsen
Address: 8181 East Tufts Ave
City/State/Zip: Denver, CO 80237
Telephone #: 303 694 2770 Fax #: 3039306040
Email: Mark_levorsen@urscorp.com

Mail Invoice to: Same
Attn:
Address:
City/State/Zip:
Telephone #: Fax #:
Project ID #: Prather Phase I Investigation
P.O. #: Quote #
Sampler: Kelly Ellis

Report also by Fax ✓ PDF ✓ EDD ✓
Standard 10 working days Yes ✓ No
UST Analyses per Fee Schedule Yes No ✓
Report chromatograms Yes ✓ No

Report Results by: _____ (date)**

Evergreen Analytical Laboratory
4036 Youngfield Street
Wheat Ridge, Colorado 80033
(303) 425-6021
FAX (303) 425-6854
(877) 737-4521
e-mail info@evergreenanalytical.com

NOTE: *Identify Known Hazards Below*

	SAMPLE IDENTIFICATION	DATE SAMPLED	TIME	No. of Containers	MATRIX: Drinking Water	Discharge Water	Ground Water	Soil	Sludge	Other (specify): DI Water	ANALYSES: VOCs 8260 M	Dissolved Methane	Total Metals	Major Cations	Major Anions	Sulfide	Total Alkalinity	TDS	Conductivity
1	PS-MW02D	9/17/08	11:30	10			X				X	X	X	X	X	X	X	X	X
2	PS-MW02S	9/17/08	13:27	3			X				X								
3	Trip Blank	9/18/08	16:00	3						X	X								
	Sample Fraction																		

Rush Turn Around Time

** Subject to surcharge & exceptions noted in fee schedule.

- ✓ less than 24 hrs, +150%*
- 1 -2 work days, +100%*
- 3 -5 work days, +50%
- 6 - 9 work days, +25%

* Not all tests are available for this TAT

Loc

Instructions: See Attached Sheet for Required Analysis -

Anions (check): Nitrate Nitrite Chloride Sulfate Bromide O-Phosphate Fluoride

Relinquished by: (Signature)	Date/Time	Received by: (Signature)	Date/Time
[signature]	9/18/08 16:30	Cheryl Trumble	9-19-08 1000
Relinquished by: (Signature)	Date/Time	Received by: (Signature)	Date/Time

For Laboratory Use Only

W.O. #
B.O.F. # /
C/S (O) /
C/S (I) /
Temp C

Seals Present Y/N/NA
Samples Preserved Y/N/NA
Headspace Y/N/NA
Ice Y/N
By

0809141

Table 2 - Aqueous Sample Collection, Handling, and Analysis Summary

Analyte Class	Analysis	Method	Reporting Limit	Holding Time	Bottle and Preservation
Organics	Volatile Organics (including BTEX)	SW8260M extended	Varies by analyte	14 days	3 x 40 ml glass vial, pH < 2 with HCl, ≤6°C
	Methane	RSK-175	1.0 mg/l	7 days	3 x 40 ml glass vial. ≤6°C
Trace and Other Metals	Arsenic, dissolved	SW6020	0.002 mg/l	6 months	field-filtered into 1 L poly bottle, pH < 2 with HNO_3, ≤6°C
	Barium, dissolved		0.025 mg/l		
	Boron, dissolved		0.2 mg/l		
	Cadmium, dissolved		0.001 mg/l		
	Chromium, dissolved		0.005 mg/l		
	Copper, dissolved		0.025 mg/l		
	Lead, dissolved		0.005 mg/l		
	Selenium, dissolved		0.005 mg/l		
	Silver, dissolved		0.002 mg/l		
Major Cations	Calcium, dissolved	SW6010B	0.387 mg/l		
	Iron, dissolved		0.07 mg/l		
	Magnesium, dissolved		0.15 mg/l		
	Manganese, dissolved		0.005 mg/l		
	Potassium, dissolved		0.34 mg/l		
	Sodium, dissolved		0.4 mg/l		
Major Anions	Bromide	EPA 300.0	0.2 mg/l	28 days	1 L poly bottle, ≤6°C
	Chloride		0.5 mg/l		
	Sulfate		0.5 mg/l		
	Nitrite + Nitrate as N		0.061 mg/l		
	Fluoride	SM4500-F C	0.2 mg/l	28 days	
	Bicarbonate alkalinity	SM2320B	5 mg/l	14 days	
	Carbonate alkalinity		5 mg/l		
	Hydroxide alkalinity		5 mg/l		

Trace Metals & Major cations are non-filtered & non-preserved. Needs to be done @ the lab Thx.

Analyte Class	Analysis	Method	Reporting Limit	Holding Time	Bottle and Preservation
	Total alkalinity		5 mg/l		
	Total Dissolved Solids (TDS)	EPA 160.1	10 mg/l	7 days	
	Sulfide	SM4500-S C/F	0.5 mg/l	7 days	5 ml of 10N Zinc acetate, pH > 9 with NaOH ≤6°C
Other Parameters	Conductivity	SM2510B	1 mmhos/cm	48 hours	≤6°C
	Cation/Anion Charge Balance	SM1030F (calculation)	NA	NA	NA

SW = Test Methods for Evaluating Solid Waste, Physical/Chemical Methods, USEPA Office of Solid Waste (SW-846), including all updates.

SM = Standard Methods for the Examination of Water and Wastewater, 20th Edition, EPA.

EPA = Methods for the Chemical Analysis of Water and Wastewater (MCAWW), 1983, EPA

NA = Not applicable

CONDITION OF SAMPLE UPON RECEIPT FORM **Paragon Analytics**

Client: URS Workorder No: 0809141

Project Manager: DF Initials: CT Date: 9-19-08

1.	Does this project require any **special handling** in addition to standard Paragon procedures?		YES	(NO)
2.	Are custody **seals** on **shipping containers** intact?	NONE	(YES)	NO
3.	Are Custody seals on **sample containers** intact?	(NONE)	YES	NO
4.	Is there a **COC (Chain-of-Custody) present** or other representative documents?		(YES)	NO
5.	Are the **COC and bottle labels complete and legible**?		(YES)	NO
6.	Is the **COC in agreement** with samples received? (IDs, dates, times, no. of samples, no. of containers, matrix, requested analyses, etc.)		(YES)	NO
7.	Were **airbills / shipping documents** present and/or removable?	DROP OFF	(YES)	NO
8.	Are all aqueous **samples requiring preservation preserved correctly?** (excluding volatiles)	N/A	YES	(NO)
9.	Are all aqueous **non-preserved samples pH 4-9**?	N/A	(YES)	NO
10.	Is there **sufficient sample** for the requested analyses?		(YES)	NO
11.	Were all samples placed in the **proper containers** for the requested analyses?		(YES)	NO
12.	Are all samples within **holding times** for the requested analyses?		(YES)	NO
13.	Were all sample containers received **intact**? (not broken or leaking, etc.)		(YES)	NO
14.	Are all samples requiring **no** headspace (**VOC, GRO, RSK/MEE, Rx CN/S, radon**) headspace free? **Size of bubble**: ✓ < green pea ____ > green pea	N/A	YES	(NO)
15.	Do perchlorate LCMS-MS samples **have** headspace? (at least 1/3 of container required)	(N/A)	YES	NO
16.	Were samples checked for and free from the presence of **residual chlorine?** (Applicable when PM has indicated samples are from a chlorinated water source; note if field preservation with sodium thiosulfate was not observed.)	(N/A)	YES	NO
17.	Were the samples **shipped on ice**?		(YES)	NO
18.	Were cooler temperatures measured at 0.1-6.0°C? **IR gun used*:** #2 (#4)	RAD ONLY	(YES)	NO

Cooler #:	1							
Temperature (°C):	4.0							
No. of custody seals on cooler:	1							
DOT Survey/ Acceptance Information — External µR/hr reading:	14							
DOT Survey/ Acceptance Information — Background µR/hr reading:	12							

Were external µR/hr readings ≤ two times background and within DOT acceptance criteria? (YES) / NO / NA (If no, see Form 008.)

Additional Information: PROVIDE DETAILS BELOW FOR A NO RESPONSE TO ANY QUESTION ABOVE, EXCEPT #1 AND #16.

0809141-3-1 - Headspace.
Sulfide bottle was at pH 7 - NO further preservation performed as directed by URS.

If applicable, was the client contacted? **YES / NO / NA** Contact: _____ Date/Time: _____

Project Manager Signature / Date: Debbie Fazio 9/19/08

*IR Gun #2: Oakton, SN 29922500201-0066 *IR Gun #4: Oakton, SN 2372220101-0002

VIA

0689
09.19

FZ

0809141

FedEx Express US Airbill

FedEx Tracking Number 8662 6664 0689

RECIPIENT: PEEL HERE

1 From This portion can be removed for Recipient's records.

Date 9/15/05 FedEx Tracking Number 866266640689

Sender's Name Kris Rowe Phone ~~800 433-1571~~ 970 243 3291

Company TRL COMPLIANCE SOLUTIONS

Address 215 NORTH AVE STE 1 Dept./Floor/Suite/Room

City GRAND JUNCTION State CO ZIP 81501

2 Your Internal Billing Reference

4.0°C

3 To

Recipient's Name Sample Receiving Phone 800 433 1571

Company Paragon Analytics, Inc

Recipient's Address 255 Commerce Drive

We cannot deliver to P.O. boxes or P.O. ZIP codes.

Address Dept./Floor/Suite/Room

To request a package be held at a specific FedEx location, print FedEx address here.

City Fort Collins State CO ZIP 80524

0384077083

Recipient's Copy

4a Express Package Service

- [x] FedEx Priority Overnight — Next business morning.* Friday shipments will be delivered on Monday unless SATURDAY Delivery is selected.
- [ ] FedEx Standard Overnight — Next business afternoon.* Saturday Delivery NOT available.
- [ ] FedEx 2Day — Second business day.* Thursday shipments will be delivered on Monday unless SATURDAY Delivery is selected.
- [ ] FedEx Express Saver — Third business day.* Saturday Delivery NOT available.

Packages up to 150 lbs.

- [ ] FedEx First Overnight — Earliest next business morning delivery to select locations.* Saturday Delivery NOT available.

FedEx Envelope rate not available. Minimum charge: One-pound rate.

* To most locations.

4b Express Freight Service

- [ ] FedEx 1Day Freight* — Next business day.** Friday shipments will be delivered on Monday unless SATURDAY Delivery is selected.
- [ ] FedEx 2Day Freight — Second business day.** Thursday shipments will be delivered on Monday unless SATURDAY Delivery is selected.

Packages over 150 lbs.

- [ ] FedEx 3Day Freight — Third business day.** Saturday Delivery NOT available.

* Call for Confirmation:

** To most locations.

5 Packaging

- [ ] FedEx Envelope†
- [ ] FedEx Pak* — Includes FedEx Small Pak, FedEx Large Pak, and FedEx Sturdy Pak.
- [ ] FedEx Box
- [ ] FedEx Tube
- [x] Other

* Declared value limit $500.

6 Special Handling

Include FedEx address in Section 3.

- [ ] SATURDAY Delivery — Not available for FedEx Standard Overnight, FedEx First Overnight, FedEx Express Saver, or FedEx 3Day Freight.
- [ ] HOLD Weekday at FedEx Location — Not available for FedEx First Overnight.
- [ ] HOLD Saturday at FedEx Location — Available ONLY for FedEx Priority Overnight and FedEx 2Day to select locations.

Does this shipment contain dangerous goods? One box must be checked.

- [x] No
- [ ] Yes — As per attached Shipper's Declaration.
- [ ] Yes — Shipper's Declaration not required.
- [ ] Dry Ice — Dry ice, 9, UN 1845 ____ x ____ kg

Dangerous goods (including dry ice) cannot be shipped in FedEx packaging.

- [ ] Cargo Aircraft Only

7 Payment *Bill to:*

Enter FedEx Acct. No. or Credit Card No. below.

- [x] Sender — Acct. No. in Section 1 will be billed.
- [ ] Recipient
- [ ] Third Party
- [ ] Credit Card
- [ ] Obtain Recip. Acct. No.
- [ ] Cash/Check

[redacted]

Total Packages 1 Total Weight 17 [redacted]

†Our liability is limited to $100 unless you declare a higher value. See the current FedEx Service Guide.

Credit Card Auth.

Paragon Analytics

Dissolved Gasses Case Narrative

URS

Prather Phase 1 Investigation

Order Number - 0809141

1. This report consists of 1 water sample. The sample was received cool and intact by Paragon on 09/19/2008.

   The sample was free of headspace prior to analysis.

   The sample had a pH < 2 at the time of analysis.

2. This sample was prepared and analyzed according to method RSK-175 procedures and PA SOP449R0.

3. The preparation batch included a method blank, laboratory control sample, laboratory control sample duplicate, sample duplicate, and matrix spike. Per method requirements, matrix QC was performed for this analysis. The following is a list of samples used for the matrix QC:

Sample ID	QC Type	Batch ID
0809141-1	MS	HC080919-1

   Similarity of matrix and therefore relevance of the QC results should not be automatically inferred for any sample other than the native sample selected for QC.

4. All preparation QC results were within the acceptance criteria.

5. All samples are associated with one or more of the following analytical QC: initial calibrations, initial calibration verifications (ICV), and continuing calibration verifications (CCV).

6. All analytical QC were within the acceptance criteria.

7. Sample dilutions were not required for the requested analyses.

8. The samples were prepared and analyzed within the established holding times.

9. Manual integrations are performed when needed to provide consistent and defensible data following the guidelines in Paragon Analytics Standard Operating Procedure 939

Revision 3. Whenever manual integrations are performed, before and after chromatograms of the peak that was manually integrated are included in the report along with the reason re-integration was necessary.

The data contained in the following report have been reviewed and approved by the personnel listed below. In addition, Paragon Analytics certifies that the analyses reported herein are true, complete and correct within the limits of the methods employed.

Rhonda Miller

Rhonda Miller
Organics Primary Data Reviewer

Date 9/25/08

Joe Nolte

Organics Final Data Reviewer

Date 9-25-08

Paragon Analytics, Inc.
Data Qualifier Flags
Chromatography and Mass Spectrometry

U or ND:	**This flag indicates that the compound was analyzed for but not detected.**
J:	**This flag indicates an estimated value. This flag is used as follows : (1) when estimating a concentration for tentatively identified compounds (TICs) where a 1:1 response is assumed; (2) when the mass spectral and retention time data indicate the presence of a compound that meets the volatile and semivolatile GC/MS identification criteria, and the result is less than the reporting limit (RL) but greater than the method detection limit (MDL); (3) when the data indicate the presence of a compound that meets the identification criteria, and the result is less than the RL but greater than the MDL; and (4) the reported value is estimated.**
B:	**This flag is used when the analyte is detected in the associated method blank as well as in the sample. It indicates probable blank contamination and warns the data user. This flag shall be used for a tentatively identified compound (TIC) as well as for a positively identified target compound.**
E:	**This flag identifies compounds whose concentration exceeds the upper level of the calibration range.**
A:	**This flag indicates that a tentatively identified compound is a suspected aldol-condensation product.**
X:	**This flag indicates that the analyte was diluted below an accurate quantitation level.**
***:**	**This flag indicates that a spike recovery is outside the control criteria.**
+:	**This flag indicates that the relative percent difference (RPD) exceeds the control criteria.**

Paragon Analytics

Sample Number(s) Cross-Reference Table

Paragon OrderNum: 0809141
Client Name: URS
Client Project Name: Prather Phase 1 Investigation
Client Project Number:
Client PO Number: Prather-2008

Client Sample Number	Lab Sample Number	COC Number	Matrix	Date Collected	Time Collected
PS-MW02D	0809141-1		WATER	17-Sep-08	14:30
PS-MW02S	0809141-2		WATER	17-Sep-08	13:27
Trip Blank	0809141-3		WATER	18-Sep-08	16:00

0809141

CHAIN OF CUSTODY RECORD / ANALYTICAL SERVICES AGREEMENT

Mail Original Report to: URS Corporation
Attn: Mark Levorsen
Address: 8181 East Tufts Ave.
City/State/Zip: Denver, CO 80237
Telephone #: 303 694 2770 Fax #: 303 930 6040
Email: Mark_levorsen@urscorp.com

Mail Invoice to: Same
Attn:
Address:
City/State/Zip:
Telephone #: Fax #:
Project ID #: Prather Phase I Investigation
P.O. #: Quote #
Sampler: Kelly Bates

	Fax	PDF	EDD
Report also by	✓	✓	✓

	Yes	No
Standard 10 working days	✓	
UST Analyses per Fee Schedule		✓
Report chromatograms	✓	

Report Results by: _____ (date)**

Evergreen Analytical Laboratory
4036 Youngfield Street
Wheat Ridge, Colorado 80033
(303) 425-6021
FAX (303) 425-6854
(877) 737-4521
e-mail info@evergreenanalytical.com

NOTE: *Identify Known Hazards Below*

	SAMPLE IDENTIFICATION	DATE SAMPLED	TIME	No. of Containers	Drinking Water	Discharge Water	Ground Water	Soil	Sludge	Other (specify): Potable	VOCs 8260 M	Dissolved Methane	Trace Metals	Major Cations	Major Anions	Sulfide	Total Alkalinity	TDS	Conductivity
1	PS-MW02D	9/17/08	11:30	10			X				X	X	X	X	X	X	X	X	X
2	PS-MW02S	9/17/08	13:27	3			X				X								
3	Trip Blank	9/18/08	16:00	3						X	X								
	Sample Fraction																		

Rush Turn Around Time

** Subject to surcharge & exceptions noted in fee schedule.

- [x] less than 24 hrs, +150%*
- [ ] 1 -2 work days, +100%*
- [ ] 3 -5 work days, +50%
- [ ] 6 - 9 work days, +25%

* Not all tests are available for this TAT

Loc

Instructions: See Attached Sheet for Required Analysis -

Anions (check): [ ] Nitrate [ ] Nitrite [ ] Chloride [ ] Sulfate [ ] Bromide [ ] O-Phosphate [ ] Fluoride

Relinquished by: (Signature)	Date/Time	Received by: (Signature)	Date/Time
[signature]	9/18/08 16:30	Cheryl Trumble	9-19-08 1000
Relinquished by: (Signature)	Date/Time	Received by: (Signature)	Date/Time

For Laboratory Use Only

W.O. #		Seals Present	Y/N/NA
B.O.F. #	/	Samples Preserved	Y/N/NA
C/S (O)	/	Headspace	Y/N/NA
C/S (I)	/	Ice	Y/N
Temp C		By	

5

0809141

Table 2 - Aqueous Sample Collection, Handling, and Analysis Summary

Analyte Class	Analysis	Method	Reporting Limit	Holding Time	Bottle and Preservation
Organics	Volatile Organics (including BTEX)	SW8260M extended	Varies by analyte	14 days	3 x 40 ml glass vial, pH < 2 with HCl, ≤6°C
	Methane	RSK-175	1.0 mg/l	7 days	3 x 40 ml glass vial. ≤6°C
Trace and Other Metals	Arsenic, dissolved	SW6020	0.002 mg/l	6 months	field-filtered into 1 L poly bottle, pH < 2 with HNO_3, ≤6°C
	Barium, dissolved		0.025 mg/l		
	Boron, dissolved		0.2 mg/l		
	Cadmium, dissolved		0.001 mg/l		
	Chromium, dissolved		0.005 mg/l		
	Copper, dissolved		0.025 mg/l		
	Lead, dissolved		0.005 mg/l		
	Selenium, dissolved		0.005 mg/l		
	Silver, dissolved		0.002 mg/l		
Major Cations	Calcium, dissolved	SW6010B	0.387 mg/l		
	Iron, dissolved		0.07 mg/l		
	Magnesium, dissolved		0.15 mg/l		
	Manganese, dissolved		0.005 mg/l		
	Potassium, dissolved		0.34 mg/l		
	Sodium, dissolved		0.4 mg/l		
Major Anions	Bromide	EPA 300.0	0.2 mg/l	28 days	1 L poly bottle, ≤6°C
	Chloride		0.5 mg/l		
	Sulfate		0.5 mg/l		
	Nitrite + Nitrate as N		0.061 mg/l		
	Fluoride	SM4500-F C	0.2 mg/l	28 days	
	Bicarbonate alkalinity	SM2320B	5 mg/l	14 days	
	Carbonate alkalinity		5 mg/l		
	Hydroxide alkalinity		5 mg/l		

Trace Metals & Major cations are non-filtered & non-preserved. Needs to be done @ the lab Thx.

Analyte Class	Analysis	Method	Reporting Limit	Holding Time	Bottle and Preservation
	Total alkalinity		5 mg/l		
	Total Dissolved Solids (TDS)	EPA 160.1	10 mg/l	7 days	
	Sulfide	SM4500-S C/F	0.5 mg/l	7 days	5 ml of 10N Zinc acetate, pH > 9 with NaOH ≤6°C
Other Parameters	Conductivity	SM2510B	1 mmhos/cm	48 hours	≤6°C
	Cation/Anion Charge Balance	SM1030F (calculation)	NA	NA	NA

SW = Test Methods for Evaluating Solid Waste, Physical/Chemical Methods, USEPA Office of Solid Waste (SW-846), including all updates.

SM = Standard Methods for the Examination of Water and Wastewater, 20th Edition, EPA.

EPA = Methods for the Chemical Analysis of Water and Wastewater (MCAWW), 1983, EPA

NA = Not applicable

CONDITION OF SAMPLE UPON RECEIPT FORM **Paragon Analytics**

Client: URS Workorder No: 0809141

Project Manager: DF Initials: CT Date: 9-19-08

1.	Does this project require any **special handling** in addition to standard Paragon procedures?		YES	(NO)
2.	Are custody **seals** on **shipping containers** intact?	NONE	(YES)	NO
3.	Are Custody seals on **sample containers** intact?	(NONE)	YES	NO
4.	Is there a **COC (Chain-of-Custody) present** or other representative documents?		(YES)	NO
5.	Are the **COC and bottle labels complete and legible**?		(YES)	NO
6.	Is the **COC in agreement** with samples received? (IDs, dates, times, no. of samples, no. of containers, matrix, requested analyses, etc.)		(YES)	NO
7.	Were **airbills / shipping documents** present and/or removable?	DROP OFF	(YES)	NO
8.	Are all aqueous **samples requiring preservation preserved correctly?** (excluding volatiles)	N/A	YES	(NO)
9.	Are all aqueous **non-preserved samples pH 4-9**?	N/A	(YES)	NO
10.	Is there **sufficient sample** for the requested analyses?		(YES)	NO
11.	Were all samples placed in the **proper containers** for the requested analyses?		(YES)	NO
12.	Are all samples within **holding times** for the requested analyses?		(YES)	NO
13.	Were all sample containers received **intact**? (not broken or leaking, etc.)		(YES)	NO
14.	Are all samples requiring **no** headspace (**VOC, GRO, RSK/MEE, Rx CN/S, radon**) headspace free? **Size of bubble**: ✓ < green pea ____ > green pea	N/A	YES	(NO)
15.	Do perchlorate LCMS-MS samples **have** headspace? (at least 1/3 of container required)	(N/A)	YES	NO
16.	Were samples checked for and free from the presence of **residual chlorine?** (Applicable when PM has indicated samples are from a chlorinated water source; note if field preservation with sodium thiosulfate was not observed.)	(N/A)	YES	NO
17.	Were the samples **shipped on ice**?		(YES)	NO
18.	Were cooler temperatures measured at 0.1-6.0°C? **IR gun used*: #2 (#4)**	RAD ONLY	(YES)	NO

Cooler #:	1							
Temperature (°C):	4.0							
No. of custody seals on cooler:	1							
DOT Survey/ Acceptance Information — External µR/hr reading:	14							
Background µR/hr reading:	12							

Were external µR/hr readings ≤ two times background and within DOT acceptance criteria? (YES) / NO / NA (If no, see Form 008.)

Additional Information: PROVIDE DETAILS BELOW FOR A NO RESPONSE TO ANY QUESTION ABOVE, EXCEPT #1 AND #16.

0809141-3-1 - Headspace

Sulfide bottle was at pH 7 - NO further preservation performed as directed by URS-

If applicable, was the client contacted? **YES / NO / NA** Contact: _____ Date/Time: _____

Project Manager Signature / Date: Debbie Fazio 9/19/08

*IR Gun #2: Oakton, SN 29922500201-0066 *IR Gun #4: Oakton, SN 2372220101-0002

Form 201r21.xls (7/30/08)

VIA 0689
FZ 09.19

0809141

FedEx Express US Airbill

FedEx Tracking Number 8662 6664 0689

RECIPIENT: PEEL HERE

1 From This portion can be removed for Recipient's records.

Date 9/15/05 FedEx Tracking Number 866266640689

Sender's Name Kris Pence Phone ~~800 433-1574~~ 970 243 3291

Company IRL COMPLIANCE SOLUTIONS

Address 215 NORTH AVE STE 1 Dept./Floor/Suite/Room

City GRAND JUNCTION State CO ZIP 81501

2 Your Internal Billing Reference

4.0 C

3 To

Recipient's Name Sample Receiving Phone 800 433 1574

Company Paragon Analytics, INC.

Recipient's Address 255 Commerce Drive

We cannot deliver to P.O. boxes or P.O. ZIP codes.

Address Dept./Floor/Suite/Room

To request a package be held at a specific FedEx location, print FedEx address here.

City Fort Collins State CO ZIP 80524

0384077083

Recipient's Copy

4a Express Package Service

Packages up to 150 lbs.

- [x] FedEx Priority Overnight — Next business morning.† Friday shipments will be delivered on Monday unless SATURDAY Delivery is selected.
- [ ] FedEx Standard Overnight — Next business afternoon.* Saturday Delivery NOT available.
- [ ] FedEx First Overnight — Earliest next business morning delivery to select locations.* Saturday Delivery NOT available.
- [ ] FedEx 2Day — Second business day.* Thursday shipments will be delivered on Monday unless SATURDAY Delivery is selected.
- [ ] FedEx Express Saver — Third business day.* Saturday Delivery NOT available.

FedEx Envelope rate not available. Minimum charge: One-pound rate.

* To most locations.

4b Express Freight Service

Packages over 150 lbs.

- [ ] FedEx 1Day Freight* — Next business day.** Friday shipments will be delivered on Monday unless SATURDAY Delivery is selected.
- [ ] FedEx 2Day Freight — Second business day.** Thursday shipments will be delivered on Monday unless SATURDAY Delivery is selected.
- [ ] FedEx 3Day Freight — Third business day.** Saturday Delivery NOT available.

* Call for Confirmation:

** To most locations.

5 Packaging

- [ ] FedEx Envelope*
- [ ] FedEx Pak* — Includes FedEx Small Pak, FedEx Large Pak, and FedEx Sturdy Pak.
- [ ] FedEx Box
- [ ] FedEx Tube
- [x] Other

* Declared value limit $500.

6 Special Handling

Include FedEx address in Section 3.

- [ ] SATURDAY Delivery — Not available for FedEx Standard Overnight, FedEx First Overnight, FedEx Express Saver, or FedEx 3Day Freight.
- [ ] HOLD Weekday at FedEx Location — Not available for FedEx First Overnight.
- [ ] HOLD Saturday at FedEx Location — Available ONLY for FedEx Priority Overnight and FedEx 2Day to select locations.

Does this shipment contain dangerous goods? One box must be checked.

- [x] No
- [ ] Yes — As per attached Shipper's Declaration.
- [ ] Yes — Shipper's Declaration not required.
- [ ] Dry Ice — Dry Ice, 9, UN 1845 ____ x ____ kg

Dangerous goods (including dry ice) cannot be shipped in FedEx packaging.

- [ ] Cargo Aircraft Only

7 Payment *Bill to:*

Enter FedEx Acct. No. or Credit Card No. below.

- [x] Sender — Acct. No. in Section 1 will be billed.
- [ ] Recipient
- [ ] Third Party
- [ ] Credit Card
- [ ] Cash/Check
- [ ] Obtain Recip. Acct. No.

[redacted]

Total Packages	Total Weight	[redacted]
1	19	

†Our liability is limited to $100 unless you declare a higher value. See the current FedEx Service Guide.

Credit Card Auth.

1.0DSA1011 1.0DSC1011F0DSC 1.0DSC1011F0DSC

Analytical Results

Dissolved Gasses

Method RSK175

Method Blank

Lab Name: **Paragon Analytics**
Work Order Number: 0809141
Client Name: URS
ClientProject ID: Prather Phase 1 Investigation

Lab ID: HC080919-1MB

Sample Matrix: WATER
% Moisture: N/A
Date Collected: N/A
Date Extracted: 19-Sep-08
Date Analyzed: 19-Sep-08
Prep Method: METHOD

Prep Batch: HC080919-1
QCBatchID: HC080919-1-1
Run ID: HC080919-1A
Cleanup: NONE
Basis: N/A
File Name: 00520.dat

Sample Aliquot: 38.5 ml
Final Volume: 38.5 ml
Result Units: UG/L
Clean DF: 1

CASNO	Target Analyte	DF	Result	Reporting Limit	Result Qualifier	EPA Qualifier
74-82-8	METHANE	1	1	1	U	

Data Package ID: *HC0809141-1*

Dissolved Gasses

Method RSK175

Sample Results

Lab Name: **Paragon Analytics**
Work Order Number: 0809141
Client Name: URS
ClientProject ID: Prather Phase 1 Investigation

Field ID: PS-MW02D
Lab ID: 0809141-1

Sample Matrix: WATER
% Moisture: N/A
Date Collected: 17-Sep-08
Date Extracted: 19-Sep-08
Date Analyzed: 19-Sep-08
Prep Method: METHOD

Prep Batch: HC080919-1
QCBatchID: HC080919-1-1
Run ID: HC080919-1A
Cleanup: NONE
Basis: As Received
File Name: 00522.dat

Sample Aliquot: 38.5 ml
Final Volume: 38.5 ml
Result Units: UG/L
Clean DF: 1

CASNO	Target Analyte	Dilution Factor	Result	Reporting Limit	Result Qualifier	EPA Qualifier
74-82-8	METHANE	1	1	1	U	

Data Package ID: *HC0809141-1*

Supporting QA/QC Data

Dissolved Gasses

Method RSK175

Laboratory Control Sample and Laboratory Control Sample Duplicate

Lab Name: **Paragon Analytics**
Work Order Number: 0809141
Client Name: URS
ClientProject ID: Prather Phase 1 Investigation

Lab ID: HC080919-1LCS

Sample Matrix: WATER
% Moisture: N/A
Date Collected: N/A
Date Extracted: 09/19/2008
Date Analyzed: 09/19/2008
Prep Method: METHOD

Prep Batch: HC080919-1
QCBatchID: HC080919-1-1
Run ID: HC080919-1A
Cleanup: NONE
Basis: N/A
File Name: 00519.dat

Sample Aliquot: 38.5 ml
Final Volume: 38.5 ml
Result Units: UG/L
Clean DF: 1

CASNO	Target Analyte	Spike Added	LCS Result	Reporting Limit	Result Qualifier	LCS % Rec.	Control Limits
74-82-8	METHANE	140	126	1		90	80 - 120%

Lab ID: HC080919-1LCSD

Sample Matrix: WATER
% Moisture: N/A
Date Collected: N/A
Date Extracted: 09/19/2008
Date Analyzed: 09/19/2008
Prep Method: METHOD

Prep Batch: HC080919-1
QCBatchID: HC080919-1-1
Run ID: HC080919-1A
Cleanup: NONE
Basis: N/A
File Name: 00529.dat

Sample Aliquot: 38.5 ml
Final Volume: 38.5 ml
Result Units: UG/L
Clean DF: 1

CASNO	Target Analyte	Spike Added	LCSD Result	Reporting Limit	Result Qualifier	LCSD % Rec.	RPD Limit	RPD
74-82-8	METHANE	140	133	1		95	25	5

Data Package ID: *HC0809141-1*

Dissolved Gasses

Method RSK175

Matrix Spike

Lab Name: **Paragon Analytics**
Work Order Number: 0809141
Client Name: URS
ClientProject ID: Prather Phase 1 Investigation

Field ID: PS-MW02D
LabID: 0809141-1MS

Sample Matrix: WATER
% Moisture: N/A
Date Collected: 17-Sep-08
Date Extracted: 19-Sep-08
Date Analyzed: 19-Sep-08

Prep Batch: HC080919-1
QCBatchID: HC080919-1-1
Run ID: HC080919-1A
Cleanup: NONE
Basis: As Received

Sample Aliquot: 38.5 ml
Final Volume: 38.5 ml
Result Units: UG/L
File Name: 00523.dat

CASNO	Target Analyte	Sample Result	Samp Qual	MS Result	MS Qual	Reporting Limit	Spike Added	MS % Rec.	Control Limits
74-82-8	METHANE	1	U	14.9		1	14	107	70 - 130%

Data Package ID: *HC0809141-1*

Prep Batch ID: HC080919-1

Start Date: 09/19/08
Start Time: 11:00
Prep Analyst: Dan Sheneman

End Date: 09/19/08
End Time: 13:00

Concentration Method: NONE
Extract Method: METHOD
Initial Volume Units: ml
Final Volume Units: ml

Batch Created By: dms
Date Created: 09/22/08
Time Created: 10:11
Validated By: dms
Date Validated: 09/22/08
Time Validated: 10:22

Comments:

QC Batch ID: HC080919-1-1

Lab ID	QC Type	Field ID	Matrix	Date Collected	Initial Wt/Vol	Final Wt/Vol	Cleanup Method	Cleanup DF	Order Number
HC080919-1	MB	XXXXXX	WATER	XXXXXX	38.5	38.5	NONE	1	0809147
HC080919-1	LCS	XXXXXX	WATER	XXXXXX	38.5	38.5	NONE	1	0809147
HC080919-1	LCSD	XXXXXX	WATER	XXXXXX	38.5	38.5	NONE	1	0809147
0809141-1	MS	PS-MW02D	WATER	9/17/2008	38.5	38.5	NONE	1	0809141
0809147-1	DUP	XXXXXX	WATER	XXXXXX	38.5	38.5	NONE	1	0809147
0809141-1	SMP	PS-MW02D	WATER	9/17/2008	38.5	38.5	NONE	1	0809141
0809147-1	SMP	XXXXXX	WATER	XXXXXX	38.5	38.5	NONE	1	0809147
0809147-2	SMP	XXXXXX	WATER	XXXXXX	38.5	38.5	NONE	1	0809147
0809147-3	SMP	XXXXXX	WATER	XXXXXX	38.5	38.5	NONE	1	0809147
0809147-5	SMP	XXXXXX	WATER	XXXXXX	38.5	38.5	NONE	1	0809147
0809147-6	SMP	XXXXXX	WATER	XXXXXX	38.5	38.5	NONE	1	0809147

QC Types

CAR	Carrier reference sample	DUP	Laboratory Duplicate
LCS	Laboratory Control Sample	LCSD	Laboratory Control Sample Duplicat
MB	Method Blank	MS	Laboratory Matrix Spike
MSD	Laboratory Matrix Spike Duplicate	REP	Sample replicate
SMP	Field Sample	SYS	Sample Yield Spike

Calibration Report

Sequence : \\gcserver\gcdata\Projects\GC9\Sequence\2008\mee041508A.seq
User : sheneman
Printed : 4/21/2008 9:45:05 AM

Instrument : GC9 (Offline)
Method Name : \\gcserver\gcdata\Projects\GC9\Method\2008\mee041508.met
Method Created : 4/15/2008 10:48:35 AM

Methane (FID 1)
Average RF: 2157.12 RF StDev: 827.791 RF %RSD: 38.3748
Scaling: None LSQ Weighting: 1/Amount Force Through Zero: Off
Replicate Mode: Replace
Fit Type: Quadratic
y = -0.0236158x^2 + 2040.31x + 479.565
Goodness of fit (r^2): 0.999996 ✓

	Level 1	Level 2	Level 3	Level 4	Level 5	Level 6
Amount	0.5598	3.4989	13.9955	139.955	1259.6	12596
Area	2143	6088	23923	264184	2563261	21950488
RF	3828.15291175 42	1739.97542084 655	1709.33514343 896	1887.63126512 537	2034.98338358 746	1742.65821317 595
Last Area						
Residual	-0.255495	0.749992	2.50381	10.5138	-15.2921	1.92666
Rep StDev						
Rep %RSD						
Rep 1 Area	2143	6088	23923	264184	2563261	21950488

Ethene (FID 1)
Average RF: 1251.52 RF StDev: 262.774 RF %RSD: 20.9964
Scaling: None LSQ Weighting: 1/Amount Force Through Zero: Off
Replicate Mode: Replace
Fit Type: Quadratic
y = -0.00939698x^2 + 1350.77x - 296.915
Goodness of fit (r^2): 0.999996 ✓

	Level 1	Level 2	Level 3	Level 4	Level 5	Level 6
Amount	0.9797	6.123	24.4922	244.922	2204.3	22043
Area	1681	5883	26811	305821	2966292	25205505
RF	1715.83137695 213	960.803527682 509	1094.67503940 03	1248.64803731 152	1345.68739665 063	1143.47240274 101
Last Area						
Residual	-0.484604	1.54774	4.42088	17.9382	-26.5502	3.41702
Rep StDev						
Rep %RSD						
Rep 1 Area	1681	5883	26811	305821	2966292	25205505

DS
4-21-08

Ethane (FID 1)
Average RF: 1778.13 RF StDev: 375.166 RF %RSD: 21.0989

Calibration Report

Sequence : \\gcserver\gcdata\Projects\GC9\Sequence\2008\mee041508A.seq
User : sheneman
Printed : 4/21/2008 9:45:05 AM

Scaling: None LSQ Weighting: 1/Amount Force Through Zero: Off
Replicate Mode: Replace
Fit Type: Quadratic
y = -0.0122508x^2 + 1943.13x - 582.244
Goodness of fit (r^2): 0.999997

	Level 1	Level 2	Level 3	Level 4	Level 5	Level 6
Amount	1.0497	6.5604	26.2416	262.416	2361.74	23617.4
Area	2519	8464	41533	474270	4570623	39053286
RF	2399.73325712	1290.16523382	1582.71599292	1807.32051120	1935.27780365	1653.57828790
	108	721	726	339	324	927
Last Area						
Residual	-0.546319	1.90477	4.56474	17.6638	-26.7199	3.40456
Rep StDev						
Rep %RSD						
Rep 1 Area	2519	8464	41533	474270	4570623	39053286

DS 4-21-08

METHANE

Method RSK175

Calibration Verifications

Lab Name: **Paragon Analytics**
Work Order Number: 0809141
Client Name: URS
ClientProject ID: Prather Phase 1 Investigation

Run ID: HC080919-1A
Result Units: UG/L

Lab ID	Verification Type	Date Analyzed	Time Analyzed	Spike Added	Result	Reporting Limit	Result Qualifier	% Rec.	Control Limits
ICV	Initial Calibration	4/15/2008	15:08	140	144	1	N/A	103	85 - 115
CCV1	Continuing Calibration	9/19/2008	13:36	140	126	1	N/A	90	85 - 115
CCV2	Continuing Calibration	9/19/2008	14:36	140	133	1	N/A	95	85 - 115

Data Package ID: *HC0809141-1*

Supporting Raw Data

Dissolved Gases Sequence Log

Logbook No. / Page : 3652 / 04

ICV file # : ~~DATA SYSTEM~~ 000101 DS 4-24-8

Analytical Method : RSK-175 SOP : 449 Rev. 0

Instrument : GC9
Analyst : sheneman
(1st file) Acq. Date : 4/15/2008 2:38:07 PM
(1st file) Data P... \\gcserver\gcdata\Projects\GC9\Data\2008\mee041508\000095.dat
Sequence File : \\gcserver\gcdata\Projects\GC9\Sequence\2008\mee041508A.seq
Method Path : \\gcserver\gcdata\Projects\GC9\Method\2008\mee041508.met

QC Name	Standard ID #	Spike Volume Added (uL)
CCV	ST080415-1	1000
LCS/D	ST080415-1	1000
MS	ST080415-1	1000
ICV	ST080314-3	1000

Temperature = 22.0 C
Atmospheric Pressure = 836 mbar
Final Sample Volume = 38.5 mL
Headspace Volume = 4.0 mL

Data File	Method	Sample	RR?	Comments
000095.dat	mee041508.met	MEE 4uL 1% ST080415-1	Y / N	4uL to 4.0 mL OK
000096.dat	mee041508.met	MEE 25uL 1% ST080415-1	Y / N	25uL
000097.dat	mee041508.met	MEE 100uL 1% ST080415-1	Y / N	100uL
000098.dat	mee041508.met	MEE 1000uL 1% ST080415-1	Y / N	1000uL
000099.dat	mee041508.met	MEE 300uL 1% ST080415-2	Y / N	300uL
000100.dat	mee041508.met	MEE 3000uL 1% ST080415-2	Y / N	3000uL to 4.0 mL
000101.dat	mee041508.met	MEE ICS 1000uL 1% ST080314-3	Y / N	15:08 pass
000104.dat	mee041508.met	HC080415-1MB	Y / N	GPIB command timed out
000105.dat	mee041508.met	HC080415-LCSD	Y / N	Data file 000102 and 000103 not aquired by EZ Chrom
000106.dat	mee041508.met	0804118-1	Y / N	
0[illegible]07.dat	mee041508.met	0804118-1DUP	Y / N	
0[illegible]08.dat	mee041508.met	0804118-1MS	Y / N	△ Data file 000110 000111 & 000114 not aquired by EZ Chrom
000109.dat	mee041508.met	0804118-2	Y / N	
000112.dat	mee041508.met	0804118-3 Do not use *	Y / N	GPIB command timed out
000113.dat	mee041508.met	0804118-4 (*)	Y / N	Bad injection/vial insect 2X DNU
000115.dat	mee041508.met	* MEE CCV 1000uL 1% ST080415-1	Y / N	Carry-over / water present Re-inject
000116.dat	mee041508.met	0804118-3 interference present	Y / N	DS 4-24-08
000117.dat	mee041508.met	0804118-3	Y / N	OK
000118.dat	mee041508.met	MEE CCV 1000uL 1% ST080415-1	Y / N	17:42 pass

(0804118-3) (CCV)

* file 000112 + 000115 compromised by taking more than one aliquot from vial.

Every time an aliquot is taken the headspace contentration is compromised. DS 4-24-08

will add to SOP DS 4-24-08

△ Software does not aquire injection unless sequence has been saved. DS 4-24-08

(*) VOA vial contained a large sediment phase. ~20-30% of vial

Dissolved Gases (RSK175) Sequence Log

Logbook No. / Page : 3652 / 22
ICV file # : 101

Analytical Method : RSK-175 SOP : 449r0

Instrument : GC9 Analyst : sheneman
(1st file) Acq. Date : 9/19/2008 1:32:17 PM
(1st file) Data Path : \\gcserver\gcdata\Projects\GC9\Data\2008\mee091208\00518.dat
Sequence File : \\gcserver\gcdata\Projects\GC9\Sequence\2008\mee091908.seq
Acq. Method Path : \\gcserver\gcdata\Projects\GC9\Method\2008\mee041508E.met

QC Name	Std ID #	Spike Vol. Added (uL)	Final Std Vol. (uL)
CCV (LCS)	ST080415-1	1000	38500
MS	ST080415-1	100	38500
ICV	ST080314-3	1000	38500

Temp. = 20.0 C
Atm. Pressure = 852 mbar
Final Sample Vol. = 38.50 mL
Headspace Vol. = 4.00 mL

Data File	Acq. Method	Sample	Head Space?	pH <= 2?	RR?	Comments
00518.dat	mee041508E.met	Instrument Blank	Y / N	Y / N	Y / N	
00519.dat	mee041508E.met	CCS	Y / N	Y / N	Y / N	Pass
00520.dat	mee041508E.met	HC080919-1MB	Y / N	Y / N	Y / N	
00521.dat	mee041508E.met	08/20 Ref. Blank	Y / N	Y / N	Y / N	
00522.dat	mee041508E.met	0809141-1	Y / N	Y / N	Y / N	
00523.dat	mee041508E.met	0809141-1MS	Y / N	Y / N	Y / N	
00524.dat	mee041508E.met	0809088-1	Y / N	Y / N	Y / N	
00525.dat	mee041508E.met	0809143-2	Y / N	Y / N	Y / N	
00526.dat	mee041508E.met	0809144-2	Y / N	Y / N	Y / N	
00527.dat	mee041508E.met	0809144-2 3X	Y / N	Y / N	Y / N	
00528.dat	mee041508E.met	0809144-2 5X	Y / N	Y / N	Y / N	240ul He + 60ul sample
00529.dat	mee041508E.met	CCD	Y / N	Y / N	Y / N	Pass
00530.dat	mee041508E.met	0809147-1	Y / N	Y / N	Y / N	
00531.dat	mee041508E.met	0809147-1DUP DS 9-22-08	Y / N	Y / N	Y / N	0809147-1Dup DS 9-22-08
00532.dat	mee041508E.met	0809147-2	Y / N	Y / N	Y / N	
00533.dat	mee041508E.met	0809147-3	Y / N	Y / N	Y / N	
00534.dat	mee041508E.met	0809147-5	Y / N	Y / N	Y / N	<Pea size ~7
00535.dat	mee041508E.met	0809147-6	Y / N	Y / N	Y / N	<Pea size ~7
00536.dat	mee041508E.met	0809144-2 5X	Y / N	Y / N	Y / N	Different vial (slightly lower result)
00537.dat	mee041508E.met	CCV	Y / N	Y / N	Y / N	Pass

Calibration Raw Data

MEE Quantitation Report

Paragon Analytics

Sample : MEE 4uL 1% ST080415-1
Filename : \\gcserver\gcdata\Projects\GC9\Data\2008\mee041508\000095.dat
Acquisition Date : 4/15/2008 2:38:07 PM
Quantitation Date : 4/16/2008 2:22:50 PM
Last Method Update : 4/16/2008 2:22:33 PM
Method : \\gcserver\gcdata\Projects\GC9\Method\2008\mee041508.met
Sequence : \\gcserver\gcdata\Projects\GC9\Sequence\2008\mee041508A.seq
Data Description : {Data Description}

Instrument : GC9 (Offline)
Data Acquired By : sheneman
Data Processed By : sheneman
Inj. Vol. (uL) : 0
Vial : N/A

FID 1 Results

Compound Name	RT	Expected RT	Peak Area	Integration Codes	Conc.	Conc. Units
Methane	1.70	1.70	2143	BV	0.82	ug/L
Ethene	1.90	1.90	1681	VV	1.46	ug/L
Ethane	2.02	2.00	2519	VB	1.60	ug/L

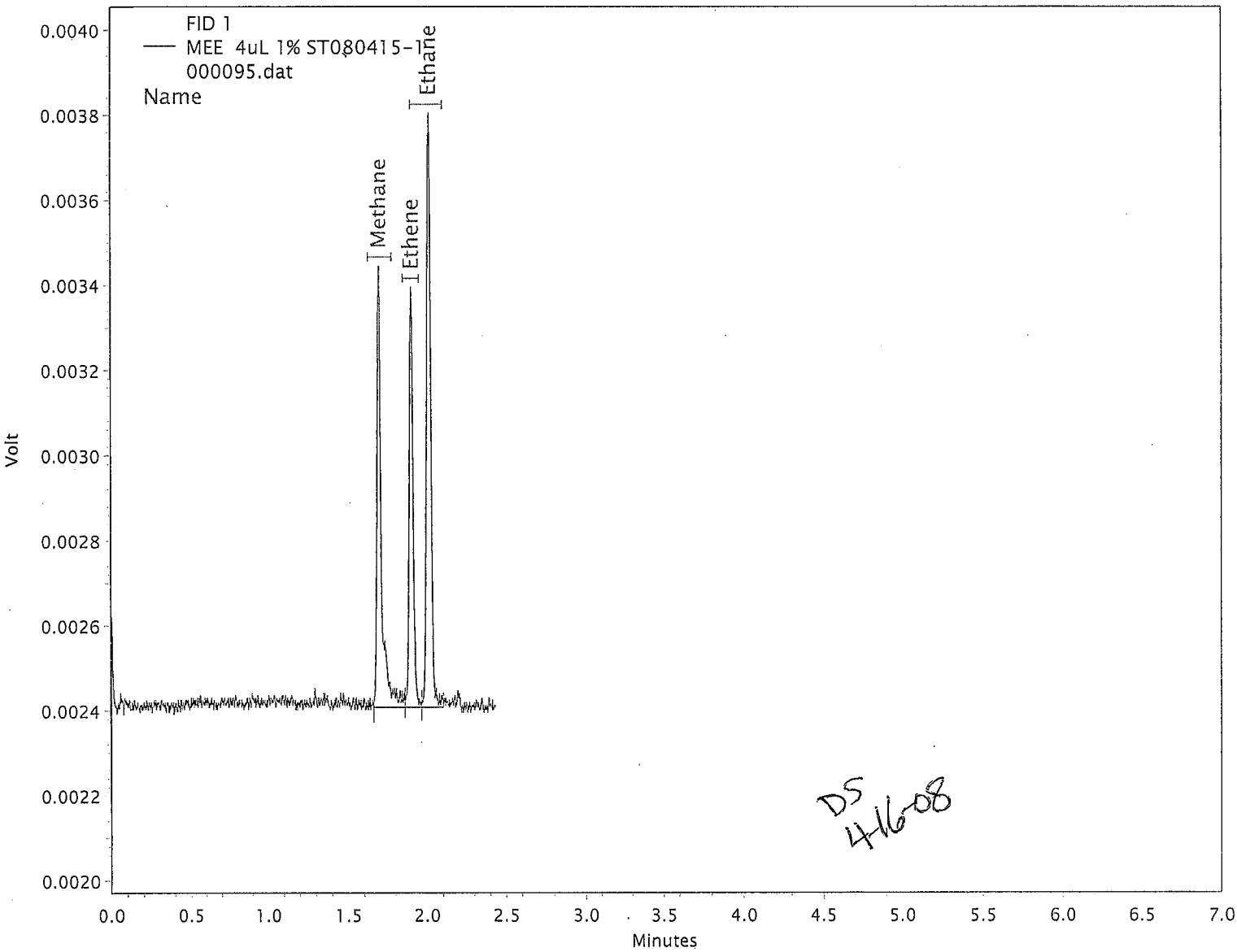

DS 4-16-08

Printed On : 4/16/2008 2:23:14 PM

MEE Quantitation Report

Paragon Analytics

Sample : MEE 25uL 1% ST080415-1
Filename : \\gcserver\gcdata\Projects\GC9\Data\2008\mee041508\000096.dat
Acquisition Date : 4/15/2008 2:42:12 PM
Quantitation Date : 4/16/2008 2:13:09 PM
Last Method Update : 4/16/2008 2:10:04 PM
Method : \\gcserver\gcdata\Projects\GC9\Method\2008\mee041508.met
Sequence : \\gcserver\gcdata\Projects\GC9\Sequence\2008\mee041508A.seq
Data Description : {Data Description}

Instrument : GC9 (Offline)
Data Acquired By : sheneman
Data Processed By : sheneman
Inj. Vol. (uL) : 0
Vial : N/A

FID 1 Results

Compound Name	RT	Expected RT	Peak Area	Integration Codes	Conc.	Conc. Units
Methane	1.72	1.70	6588	BB	2.96	ug/L
Ethene	1.93	1.90	6358	BB	4.88	ug/L
Ethane	2.04	2.00	8464	BB	4.66	ug/L

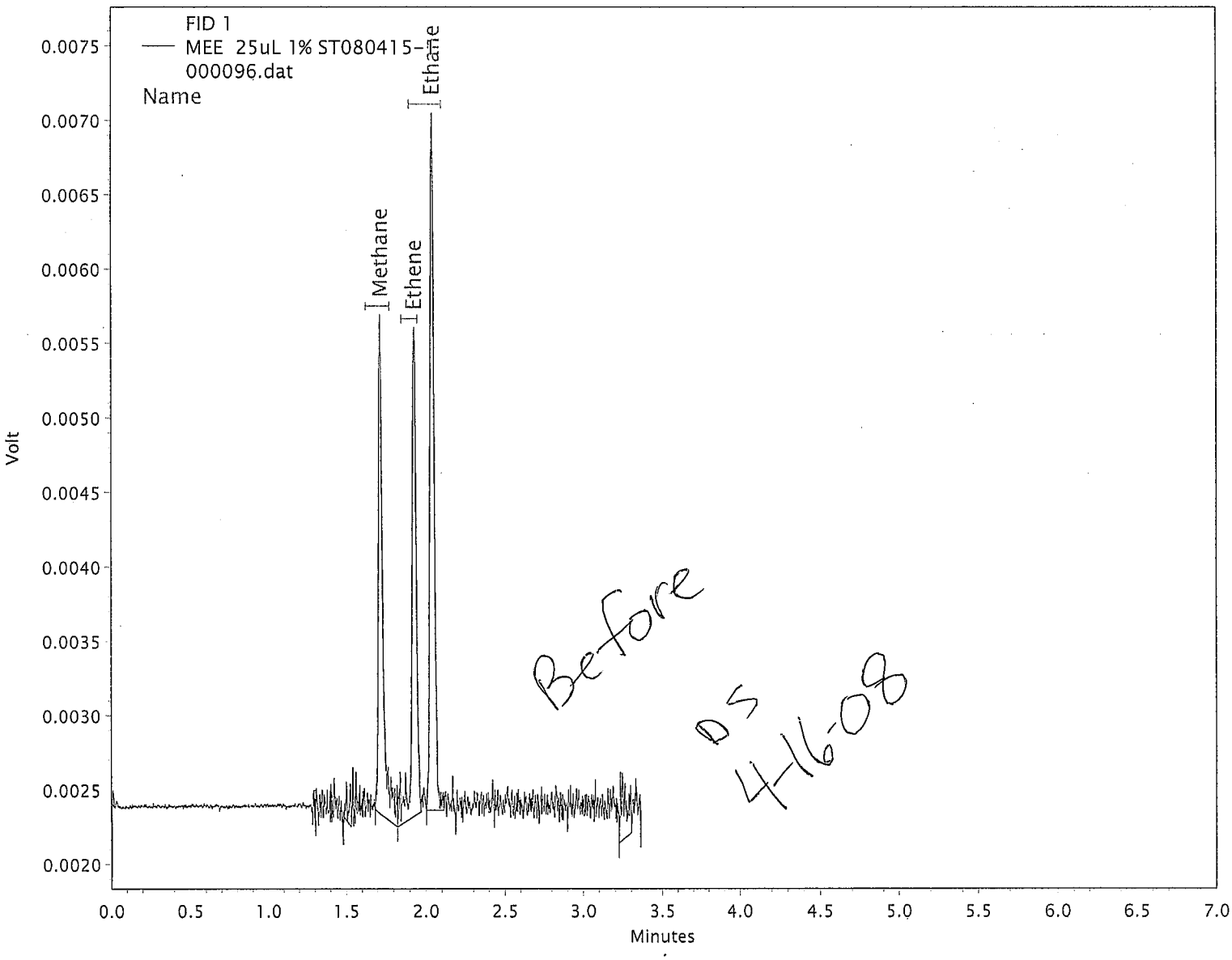

Printed On : 4/16/2008 2:13:18 PM

MEE Quantitation Report

Paragon Analytics

Sample : MEE 25uL 1% ST080415-1
Filename : \\gcserver\gcdata\Projects\GC9\Data\2008\mee041508\000096.dat
Acquisition Date : 4/15/2008 2:42:12 PM
Quantitation Date : 4/16/2008 2:23:23 PM
Last Method Update : 4/16/2008 2:22:33 PM
Method : \\gcserver\gcdata\Projects\GC9\Method\2008\mee041508.met
Sequence : \\gcserver\gcdata\Projects\GC9\Sequence\2008\mee041508A.seq
Data Description : {Data Description}

Instrument : GC9 (Offline)
Data Acquired By : sheneman
Data Processed By : sheneman
Inj. Vol. (uL) : 0
Vial : N/A

FID 1 Results

Compound Name	RT	Expected RT	Peak Area	Integration Codes	Conc.	Conc. Units
Methane	1.72	1.70	6088	mm	2.75	ug/L
Ethene	1.93	1.90	5883	mm	4.58	ug/L
Ethane	2.04	2.00	8464	BB	4.66	ug/L

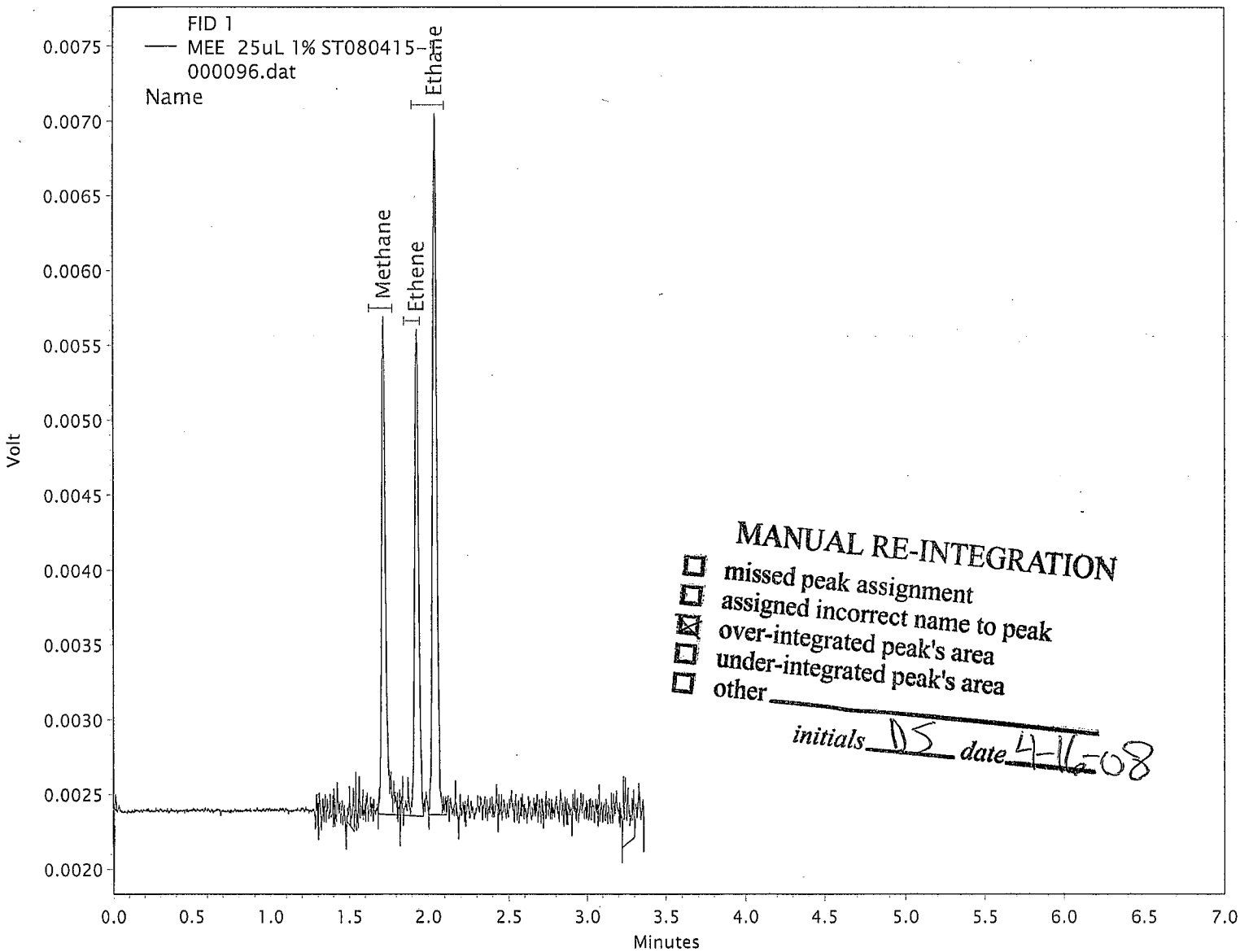

MANUAL RE-INTEGRATION
☐ missed peak assignment
☐ assigned incorrect name to peak
☒ over-integrated peak's area
☐ under-integrated peak's area
☐ other _____
initials DS *date* 4-16-08

Printed On : 4/16/2008 2:23:27 PM

MEE Quantitation Report

Paragon Analytics

Sample : MEE 100uL 1% ST080415-1
Filename : \\gcserver\gcdata\Projects\GC9\Data\2008\mee041508\000097.dat
Acquisition Date : 4/15/2008 2:48:26 PM
Quantitation Date : 4/16/2008 2:23:36 PM
Last Method Update : 4/16/2008 2:22:33 PM
Method : \\gcserver\gcdata\Projects\GC9\Method\2008\mee041508.met
Sequence : \\gcserver\gcdata\Projects\GC9\Sequence\2008\mee041508A.seq
Data Description : {Data Description}

Instrument : GC9 (Offline)
Data Acquired By : sheneman
Data Processed By : sheneman
Inj. Vol. (uL) : 0
Vial : N/A

FID 1 Results

Compound Name	RT	Expected RT	Peak Area	Integration Codes	Conc.	Conc. Units
Methane	1.71	1.70	23923	BB	11.49	ug/L
Ethene	1.92	1.90	26811	BV	20.07	ug/L
Ethane	2.03	2.00	41533	VB	21.68	ug/L

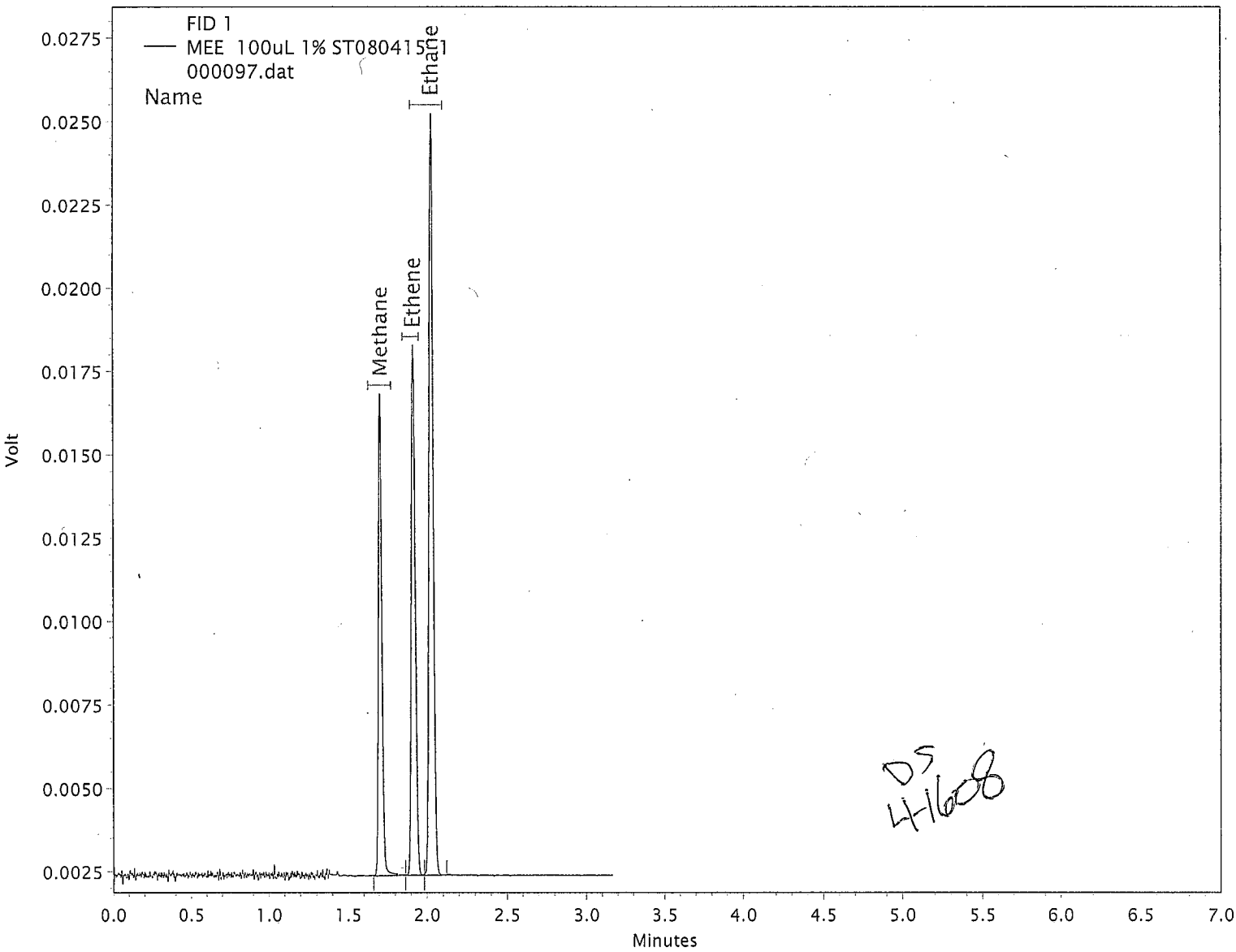

DS 4/16/08

Printed On : 4/16/2008 2:23:40 PM

MEE Quantitation Report

Paragon Analytics

Sample : MEE 1000uL 1% ST080415-1
Filename : \\gcserver\gcdata\Projects\GC9\Data\2008\mee041508\000098.dat
Acquisition Date : 4/15/2008 2:53:06 PM
Quantitation Date : 4/16/2008 2:23:48 PM
Last Method Update : 4/16/2008 2:22:33 PM
Method : \\gcserver\gcdata\Projects\GC9\Method\2008\mee041508.met
Sequence : \\gcserver\gcdata\Projects\GC9\Sequence\2008\mee041508A.seq
Data Description : {Data Description}

Instrument : GC9 (Offline)
Data Acquired By : sheneman
Data Processed By : sheneman
Inj. Vol. (uL) : 0
Vial : N/A

FID 1 Results

Compound Name	RT	Expected RT	Peak Area	Integration Codes	Conc.	Conc. Units
Methane	1.71	1.70	264184	BB	129.44	ug/L
Ethene	1.92	1.90	305821	BB	226.98	ug/L
Ethane	2.03	2.00	474270	BR	244.75	ug/L

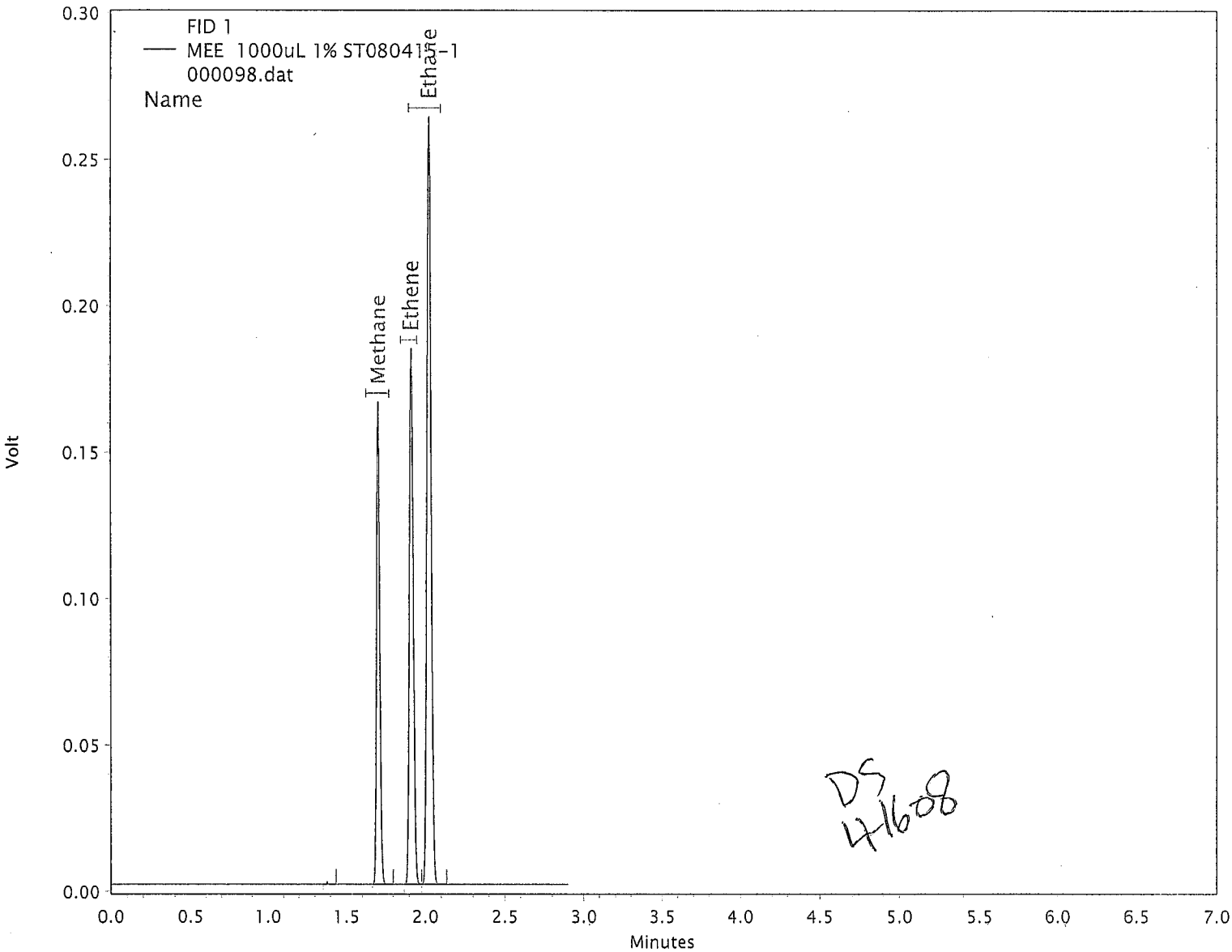

DS 4/16/08

Printed On : 4/16/2008 2:23:59 PM

MEE Quantitation Report

Paragon Analytics

Sample : MEE 300uL 1% ST080415-2
Filename : \\gcserver\gcdata\Projects\GC9\Data\2008\mee041508\000099.dat
Acquisition Date : 4/15/2008 2:57:26 PM
Quantitation Date : 4/16/2008 2:24:07 PM
Last Method Update : 4/16/2008 2:22:33 PM
Method : \\gcserver\gcdata\Projects\GC9\Method\2008\mee041508.met
Sequence : \\gcserver\gcdata\Projects\GC9\Sequence\2008\mee041508A.seq
Data Description : {Data Description}

Instrument : GC9 (Offline)
Data Acquired By : sheneman
Data Processed By : sheneman
Inj. Vol. (uL) : 0
Vial : N/A

FID 1 Results

Compound Name	RT	Expected RT	Peak Area	Integration Codes	Conc.	Conc. Units
Methane	1.70	1.70	2563261	BB	1274.89	ug/L
Ethene	1.91	1.90	2966292	BV	2230.85	ug/L
Ethane	2.02	2.00	4570623	VR	2388.46	ug/L

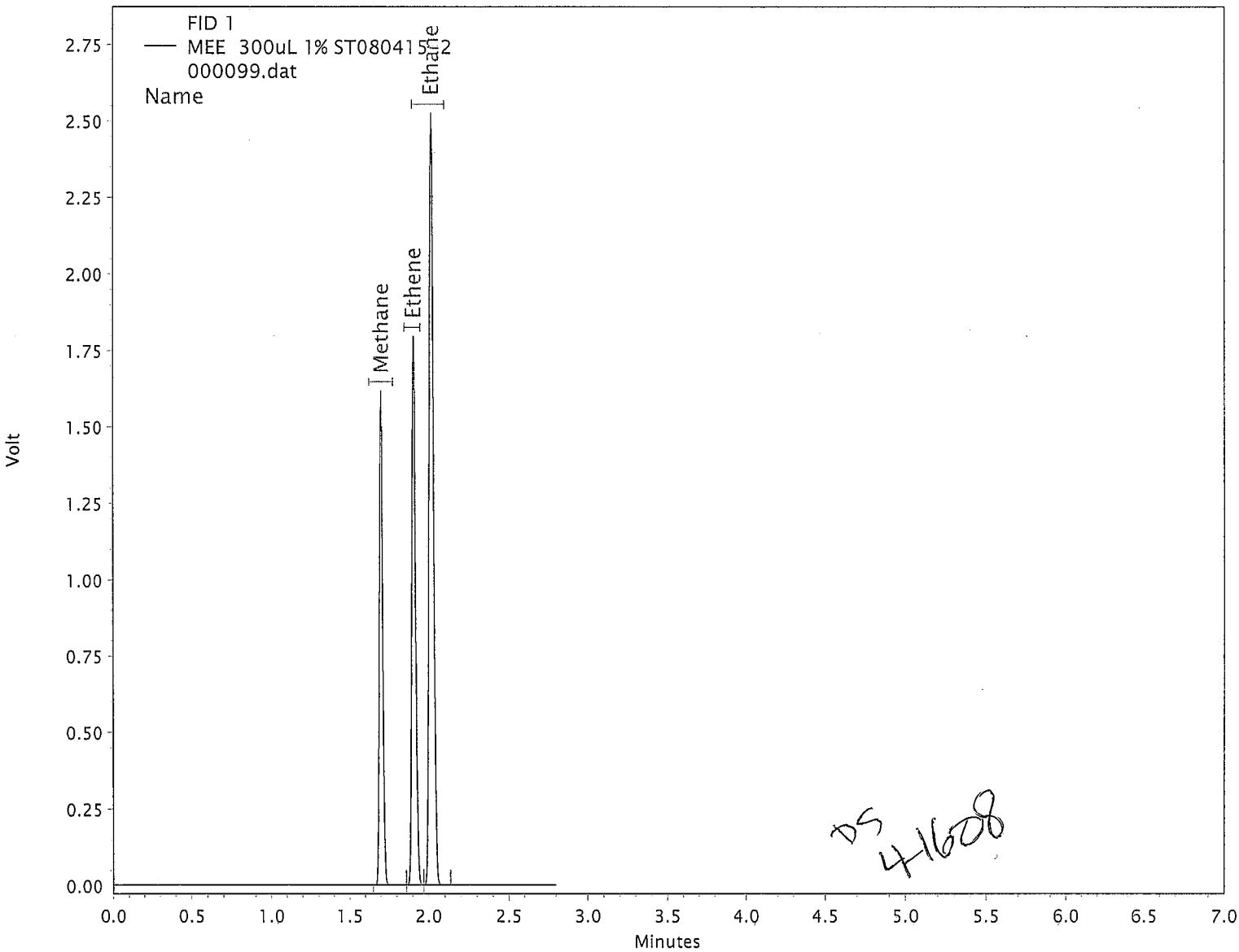

DS 4/16/08

Printed On : 4/16/2008 2:24:12 PM

MEE Quantitation Report

Paragon Analytics

Sample : MEE 3000uL 1% ST080415-2
Filename : \\gcserver\gcdata\Projects\GC9\Data\2008\mee041508\000100.dat
Acquisition Date : 4/15/2008 3:01:52 PM
Quantitation Date : 4/16/2008 2:24:25 PM
Last Method Update : 4/16/2008 2:22:33 PM
Method : \\gcserver\gcdata\Projects\GC9\Method\2008\mee041508.met
Sequence : \\gcserver\gcdata\Projects\GC9\Sequence\2008\mee041508A.seq
Data Description : {Data Description}

Instrument : GC9 (Offline)
Data Acquired By : sheneman
Data Processed By : sheneman
Inj. Vol. (uL) : 0
Vial : N/A

FID 1 Results

Compound Name	RT	Expected RT	Peak Area	Integration Codes	Conc.	Conc. Units
Methane	1.70	1.70	21950488	BB	12594.05	ug/L
Ethene	1.90	1.90	25205505	BV	22039.53	ug/L
Ethane	2.00	2.00	39053286	VR	23614.04	ug/L

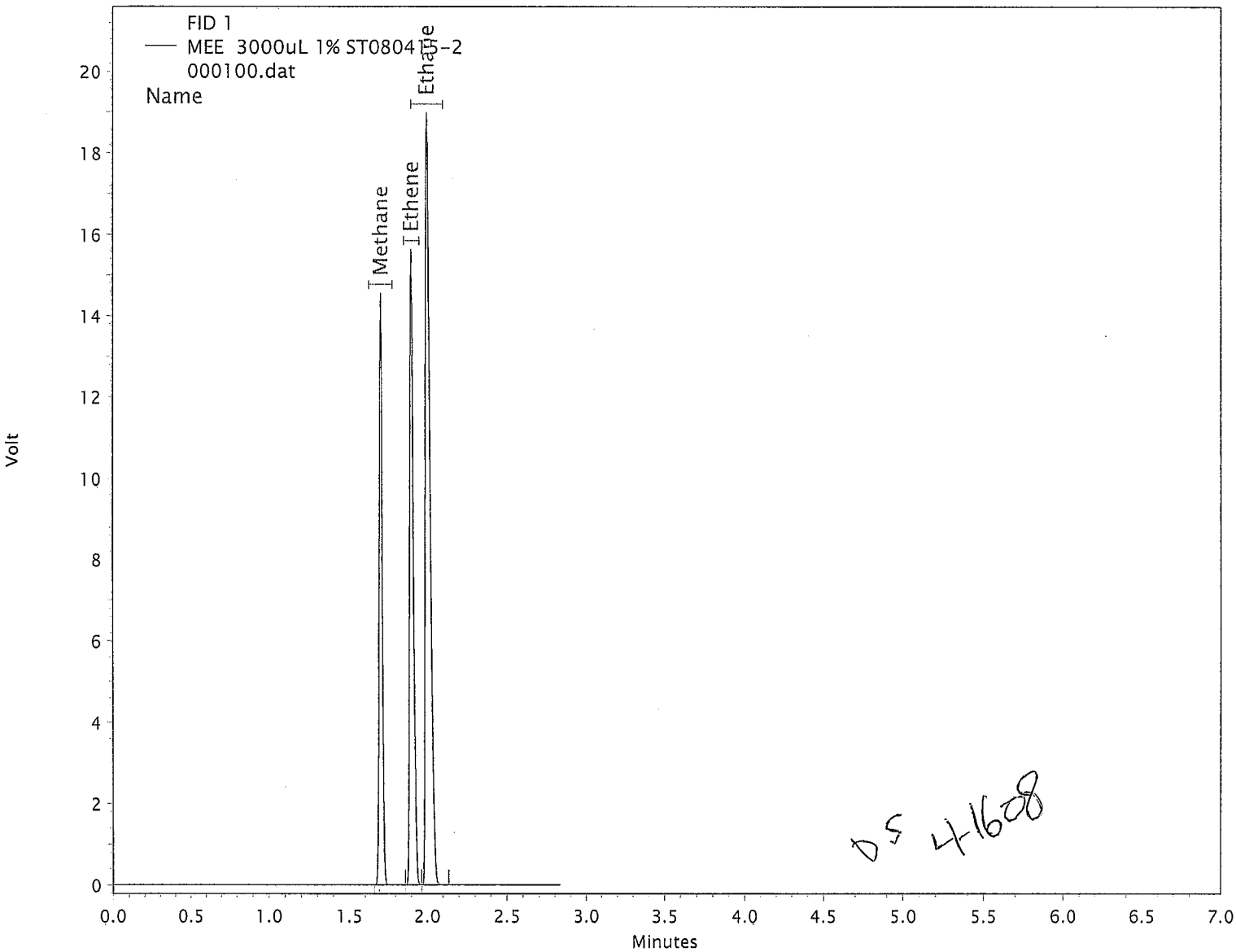

DS 4-16-08

Printed On : 4/16/2008 2:24:28 PM

MEE Quantitation Report

Paragon Analytics

Sample : MEE ICS 1000uL 1% ST080314-3
Filename : \\gcserver\gcdata\Projects\GC9\Data\2008\mee041508\000101.dat
Acquisition Date : 4/15/2008 3:08:30 PM
Quantitation Date : 4/16/2008 2:41:07 PM
Last Method Update : 4/16/2008 2:22:33 PM
Method : \\gcserver\gcdata\Projects\GC9\Method\2008\mee041508.met
Sequence : \\gcserver\gcdata\Projects\GC9\Sequence\2008\mee041508A.seq
Data Description : {Data Description}

Instrument : GC9 (Offline)
Data Acquired By : sheneman
Data Processed By : sheneman
Inj. Vol. (uL) : 0
Vial : N/A

FID 1 Results

Compound Name	RT	Expected RT	Peak Area	Integration Codes		Conc.	Conc. Units
Methane	1.70	1.70	293898	BB	103%	144.05/139.955	ug/L
Ethene	1.91	1.90	339299	BV	103%	251.85/244.922	ug/L
Ethane	2.02	2.00	529639	VR	104%	273.34/262.416	ug/L

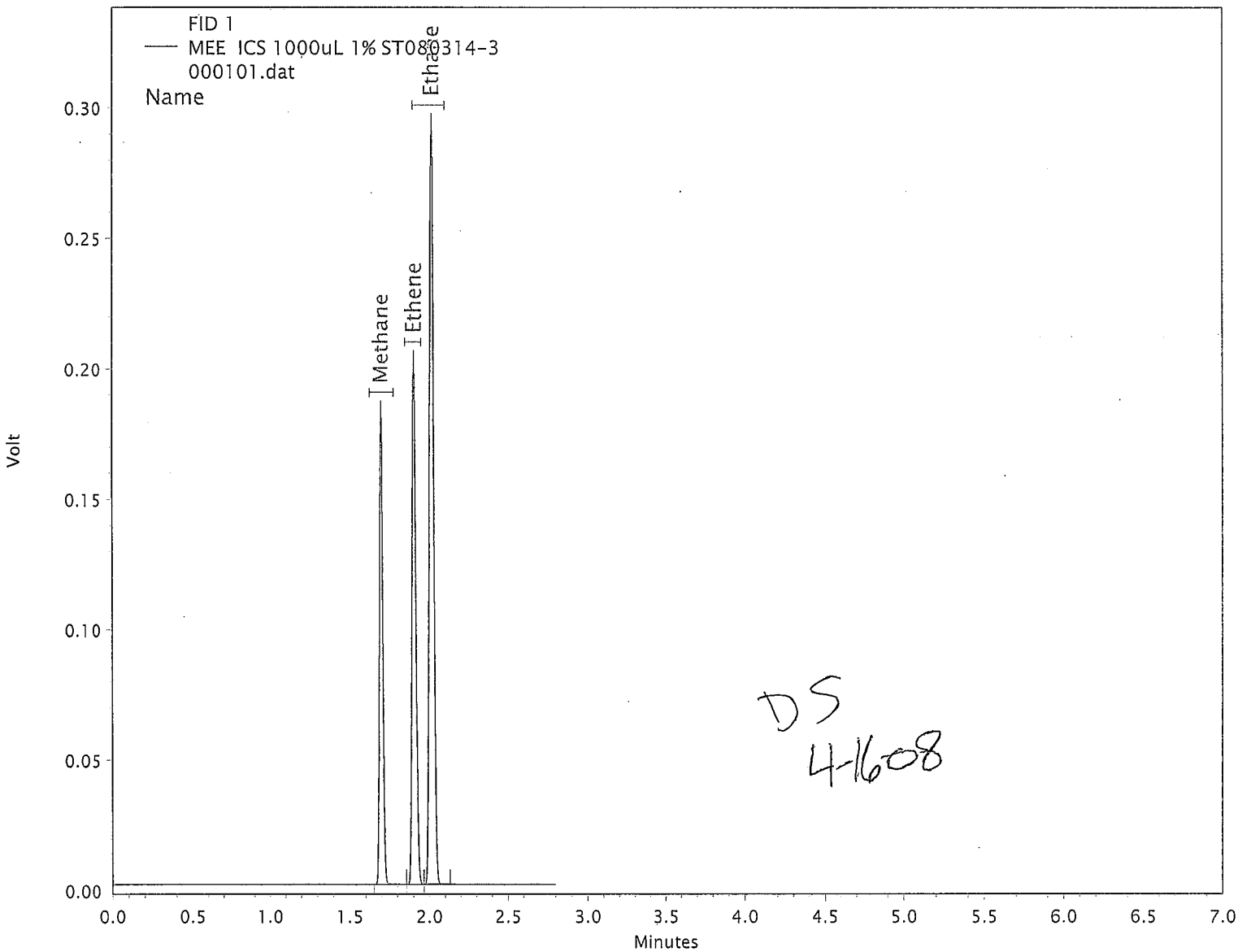

DS
4-16-08

Printed On : 4/16/2008 2:41:45 PM

Dissolved Gases (RSK175) Quantitation Report

Paragon Analytics

Sample : CCS
Filename : \\gcserver\gcdata\Projects\GC9\Data\2008\mee091208\00519.dat
Acquisition Date : 9/19/2008 1:36:57 PM
Quantitation Date : 9/22/2008 9:09:13 AM
Last Method Update : 9/12/2008 4:33:17 PM
Method : \\gcserver\gcdata\Projects\GC9\Method\2008\mee041508E.met
Sequence : \\gcserver\gcdata\Projects\GC9\Sequence\2008\mee091908.seq
Data Description : {Data Description}

Instrument : GC9 (Offline)
Data Acquired By : sheneman
Data Processed By : sheneman
Inj. Vol. (uL) : 300
Vial : N/A

FID 1 Results

Compound Name	RT	Expected RT	Peak Area	Integration Codes	Concentration	Conc. Units
Methane	1.73	1.73	257429	BB	126.12	ug/L
Ethene	1.93	1.94	303952	BV	225.60	ug/L
Ethane	2.05	2.05	459537	VR	237.15	ug/L

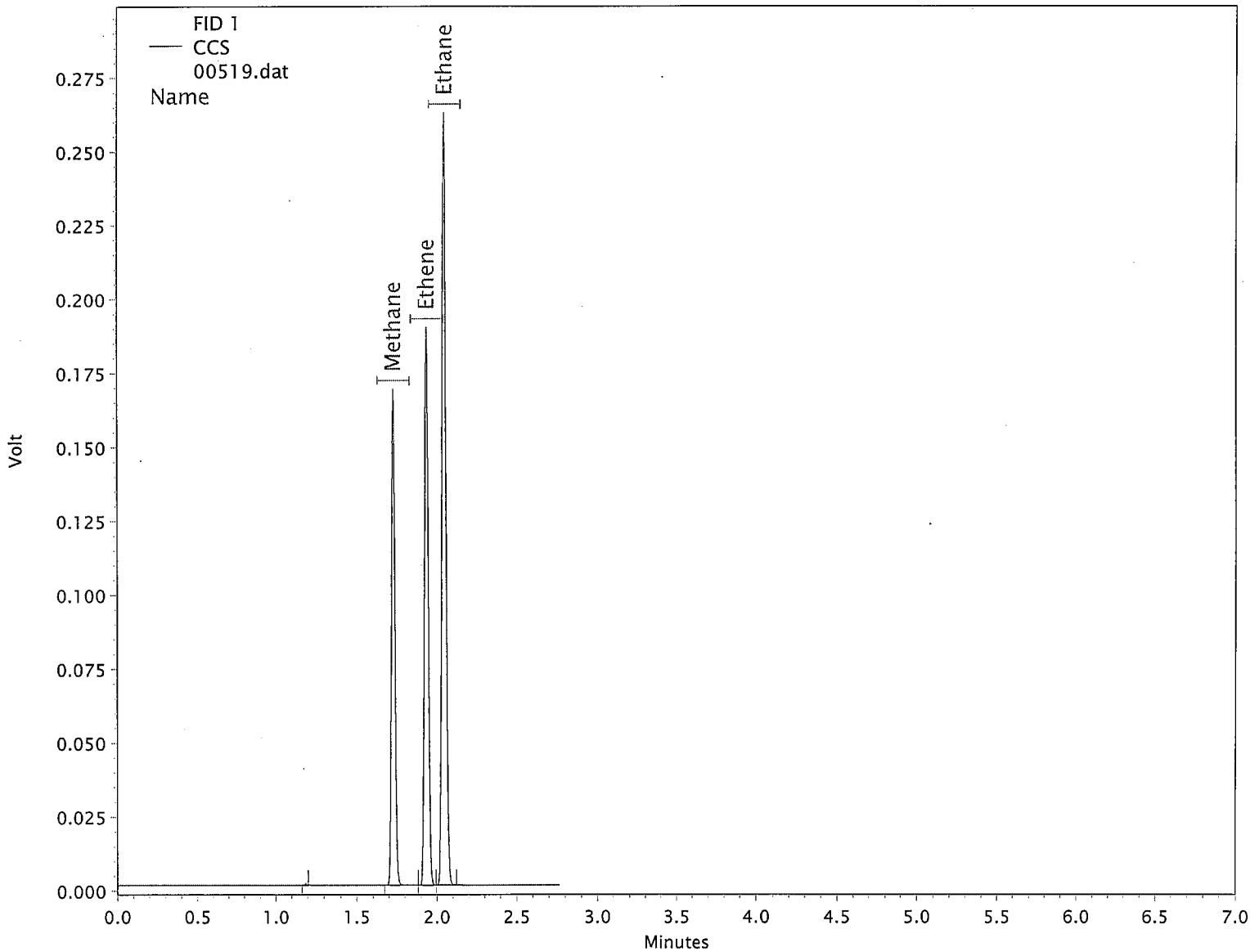

Column : GS-Carbon Plot

(1st int. code is for peak start, 2nd int code is for peak stop) B=baseline, f=force start or stop, I=ended by int. off event, N=begin negative peak, P=end negative peak, H=forward horiz, h=backward horiz, M=manual baseline or peak, m=move baseline start/stop, S=shoulder, T=tangent skim, V=valley, v=forced valley point, x=split peak, E=end of chromatogram encountered, R=reset baseline, L=lowest point horiz.

Printed On : 9/22/2008 9:09:17 AM

Dissolved Gases (RSK175) Quantitation Report

Paragon Analytics

Sample : CCD
Filename : \\gcserver\gcdata\Projects\GC9\Data\2008\mee091208\00529.dat
Acquisition Date : 9/19/2008 2:36:24 PM
Quantitation Date : 9/22/2008 9:10:35 AM
Last Method Update : 9/12/2008 4:33:17 PM
Method : \\gcserver\gcdata\Projects\GC9\Method\2008\mee041508E.met
Sequence : \\gcserver\gcdata\Projects\GC9\Sequence\2008\mee091908.seq
Data Description : {Data Description}

Instrument : GC9 (Offline)
Data Acquired By : sheneman
Data Processed By : sheneman
Inj. Vol. (uL) : 300
Vial : N/A

FID 1 Results

Compound Name	RT	Expected RT	Peak Area	Integration Codes	Concentration	Conc. Units
Methane	1.72	1.73	270988	BB	132.79	ug/L
Ethene	1.93	1.94	318616	BV	236.49	ug/L
Ethane	2.04	2.05	482274	VR	248.88	ug/L

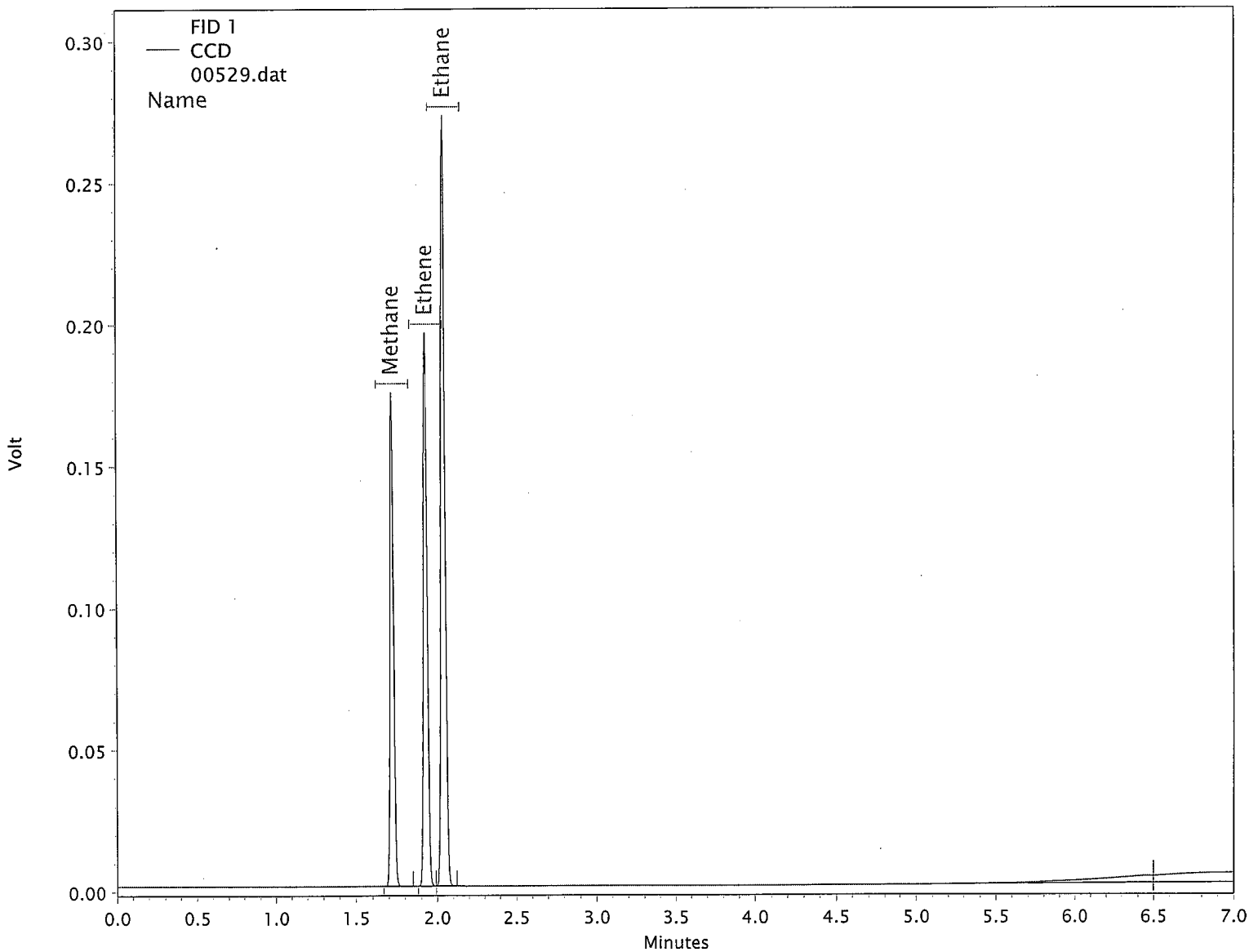

Column : GS-Carbon Plot

(1st int. code is for peak start, 2nd int code is for peak stop) B=baseline, f=force start or stop, I=ended by int. off event, N=begin negative peak, P=end negative peak, H=forward horiz, h=backward horiz, M=manual baseline or peak, m=move baseline start/stop, S=shoulder, T=tangent skim, V=valley, v=forced valley point, x=split peak, E=end of chromatogram encountered, R=reset baseline, L=lowest point horiz.

Printed On : 9/22/2008 9:10:39 AM

Sample Raw Data

Dissolved Gases (RSK175) Quantitation Report

Paragon Analytics

Sample : HC080919-1MB
Filename : \\gcserver\gcdata\Projects\GC9\Data\2008\mee091208\00520.dat
Acquisition Date : 9/19/2008 1:40:53 PM
Quantitation Date : 9/22/2008 9:09:22 AM
Last Method Update : 9/12/2008 4:33:17 PM
Method : \\gcserver\gcdata\Projects\GC9\Method\2008\mee041508E.met
Sequence : \\gcserver\gcdata\Projects\GC9\Sequence\2008\mee091908.seq
Data Description : {Data Description}

Instrument : GC9 (Offline)
Data Acquired By : sheneman
Data Processed By : sheneman
Inj. Vol. (uL) : 300
Vial : N/A

FID 1 Results

Compound Name	RT	Expected RT	Peak Area	Integration Codes	Concentration	Conc. Units
Methane	1.75	1.73	1560	BB	0.53 <RL	ug/L
Ethene		1.94			0.00 BDL	ug/L
Ethane		2.05			0.00 BDL	ug/L

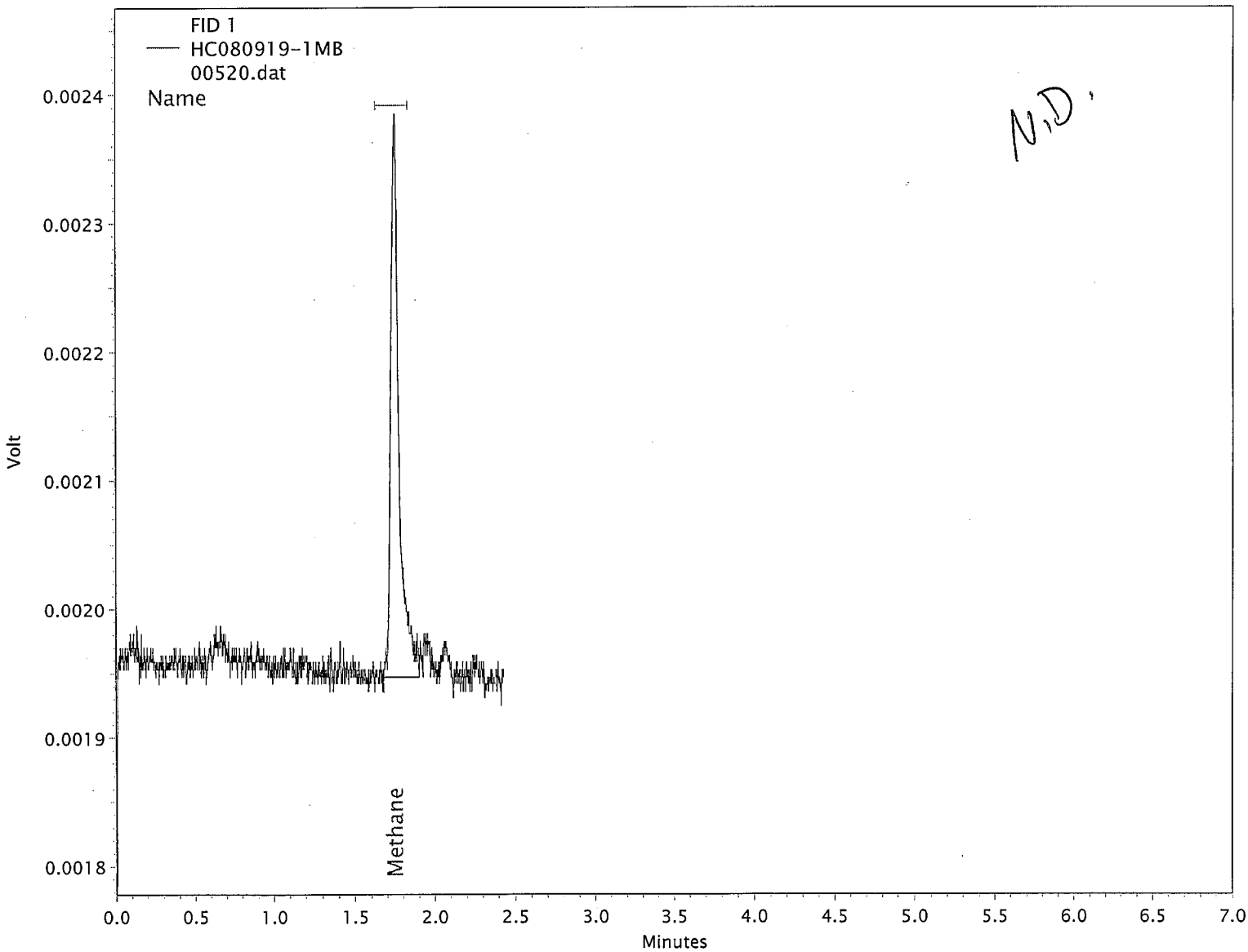

Column : GS-Carbon Plot

(1st int. code is for peak start, 2nd int code is for peak stop) B=baseline, f=force start or stop, I=ended by int. off event, N=begin negative peak, P=end negative peak, H=forward horiz, h=backward horiz, M=manual baseline or peak, m=move baseline start/stop, S=shoulder, T=tangent skim, V=valley, v=forced valley point, x=split peak, E=end of chromatogram encountered, R=reset baseline, L=lowest point horiz.

Printed On : 9/22/2008 9:09:26 AM

Dissolved Gases (RSK175) Quantitation Report

Paragon Analytics

Sample : 0809141-1
Filename : \\gcserver\gcdata\Projects\GC9\Data\2008\mee091208\00522.dat
Acquisition Date : 9/19/2008 1:50:19 PM
Quantitation Date : 9/22/2008 9:17:58 AM
Last Method Update : 9/12/2008 4:33:17 PM
Method : \\gcserver\gcdata\Projects\GC9\Method\2008\mee041508E.met
Sequence : \\gcserver\gcdata\Projects\GC9\Sequence\2008\mee091908.seq
Data Description : {Data Description}

Instrument : GC9 (Offline)
Data Acquired By : sheneman
Data Processed By : sheneman
Inj. Vol. (uL) : 300
Vial : N/A

FID 1 Results

Compound Name	RT	Expected RT	Peak Area	Integration Codes	Concentration	Conc. Units
Methane	1.73	1.73	1063	BB	0.29 < RL/MDL	ug/L
Ethene	1.93	1.94	195	BV	~~0.36~~ N.T.C.	ug/L
Ethane	2.04	2.05	133	VR	~~0.37~~ N.T.C.	ug/L

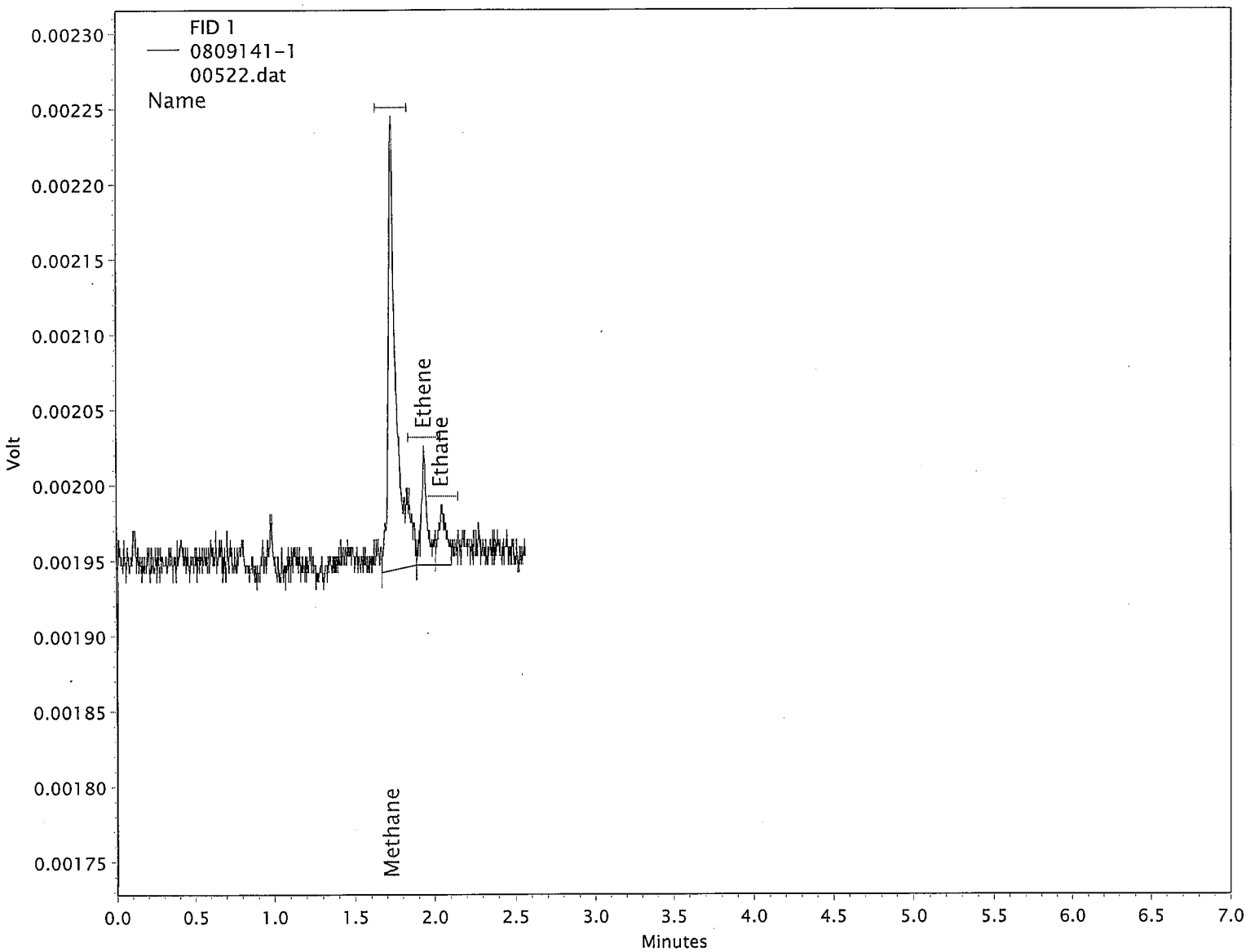

Column : GS-Carbon Plot

(1st int. code is for peak start, 2nd int code is for peak stop) B=baseline, f=force start or stop, I=ended by int. off event, N=begin negative peak, P=end negative peak, H=forward horiz, h=backward horiz, M=manual baseline or peak, m=move baseline start/stop, S=shoulder, T=tangent skim, V=valley, v=forced valley point, x=split peak, E=end of chromatogram encountered, R=reset baseline, L=lowest point horiz.

Printed On : 9/22/2008 9:18:02 AM

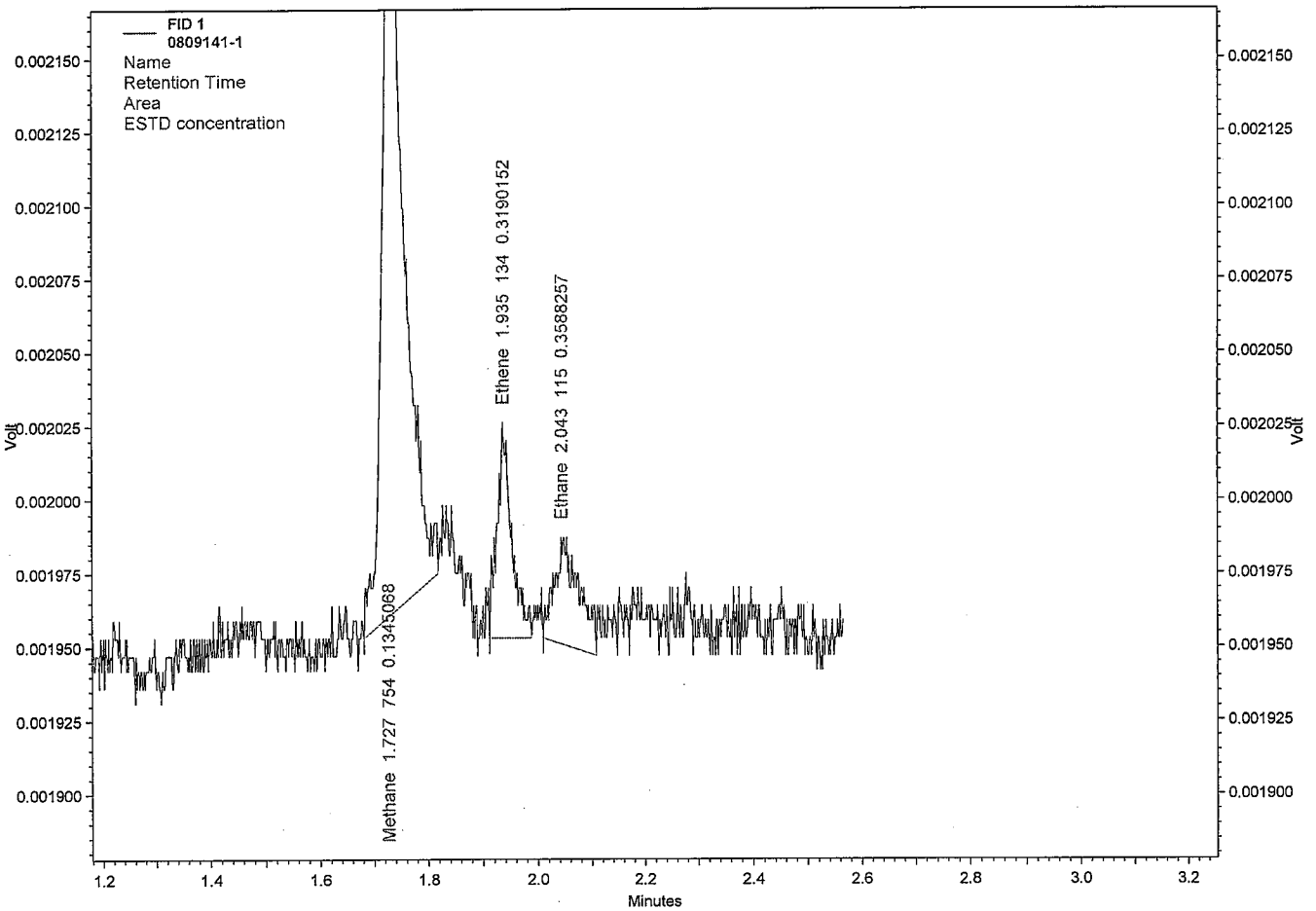

——— \\gcserver\gcdata\Projects\GC9\Data\2008\mee091208\00522.dat, FID 1

Before

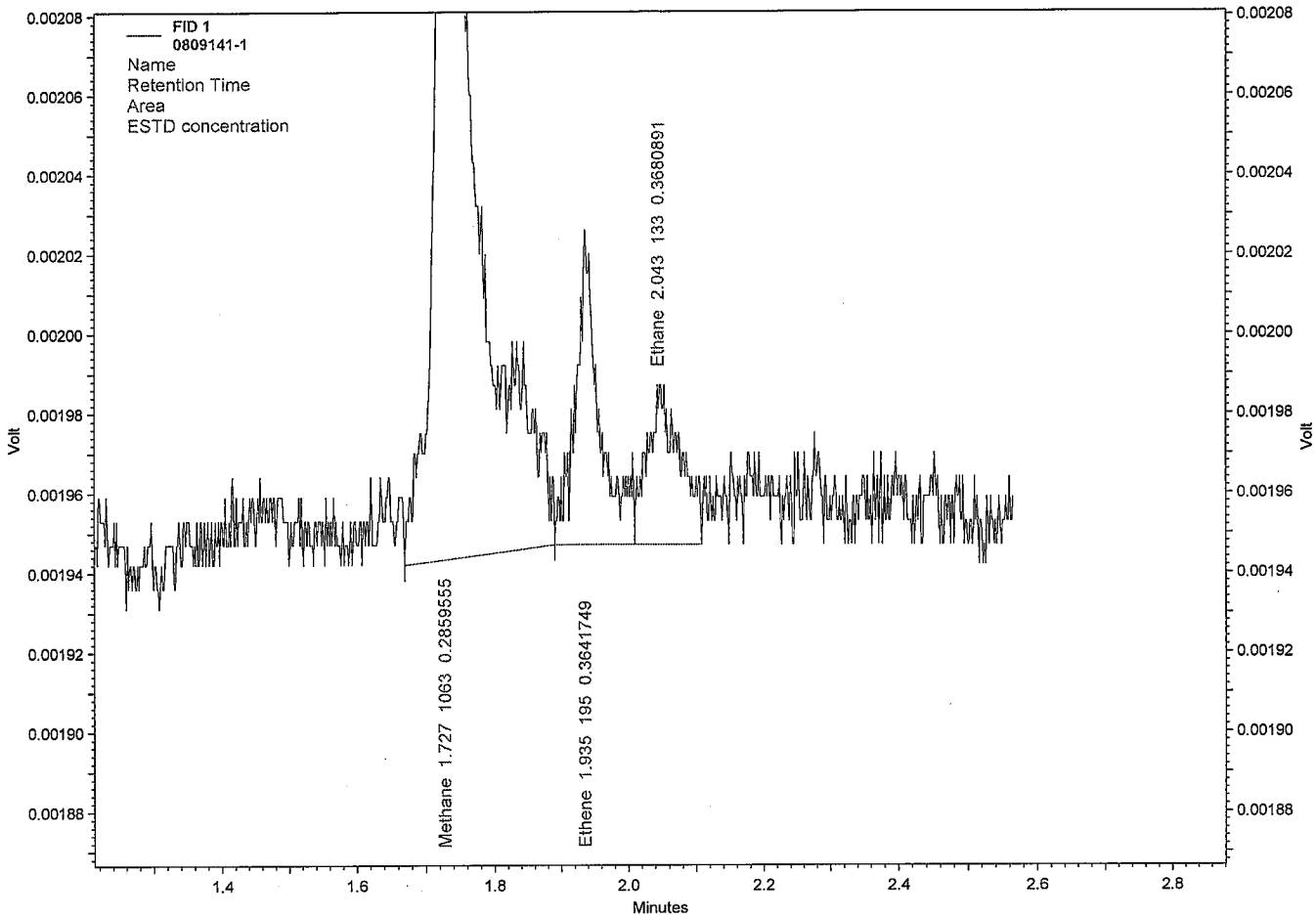

\\gcserver\gcdata\Projects\GC9\Data\2008\mee091208\00522.dat, FID 1

MANUAL RE-INTEGRATION

- ☐ missed peak assignment
- ☐ assigned incorrect name to peak
- ☐ over-integrated peak's area
- ☒ under-integrated peak's area
- ☐ other _____

initials DS date 9-22-08

Raw Data Quality Control Samples

Dissolved Gases (RSK175) Quantitation Report

Paragon Analytics

Sample : CCS
Filename : \\gcserver\gcdata\Projects\GC9\Data\2008\mee091208\00519.dat
Acquisition Date : 9/19/2008 1:36:57 PM
Quantitation Date : 9/22/2008 9:09:13 AM
Last Method Update : 9/12/2008 4:33:17 PM
Method : \\gcserver\gcdata\Projects\GC9\Method\2008\mee041508E.met
Sequence : \\gcserver\gcdata\Projects\GC9\Sequence\2008\mee091908.seq
Data Description : {Data Description}

Instrument : GC9 (Offline)
Data Acquired By : sheneman
Data Processed By : sheneman
Inj. Vol. (uL) : 300
Vial : N/A

FID 1 Results

Compound Name	RT	Expected RT	Peak Area	Integration Codes	Concentration	Conc. Units
Methane	1.73	1.73	257429	BB	126.12	ug/L
Ethene	1.93	1.94	303952	BV	225.60	ug/L
Ethane	2.05	2.05	459537	VR	237.15	ug/L

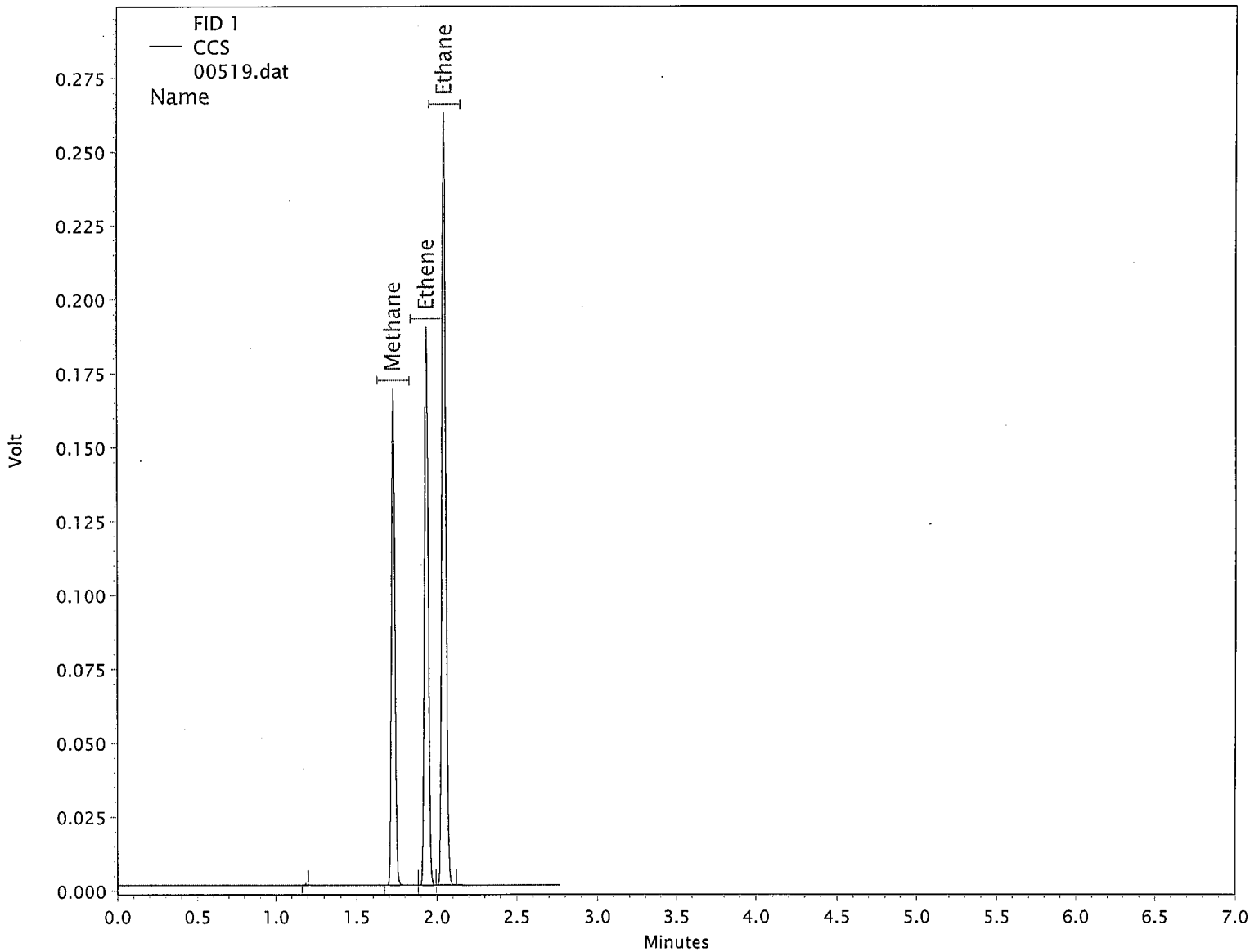

Column : GS-Carbon Plot

(1st int. code is for peak start, 2nd int code is for peak stop) B=baseline, f=force start or stop, I=ended by int. off event, N=begin negative peak, P=end negative peak, H=forward horiz, h=backward horiz, M=manual baseline or peak, m=move baseline start/stop, S=shoulder, T=tangent skim, V=valley, v=forced valley point, x=split peak, E=end of chromatogram encountered, R=reset baseline, L=lowest point horiz.

Printed On : 9/22/2008 9:09:17 AM

Dissolved Gases (RSK175) Quantitation Report

Paragon Analytics

Sample : CCD
Filename : \\gcserver\gcdata\Projects\GC9\Data\2008\mee091208\00529.dat
Acquisition Date : 9/19/2008 2:36:24 PM
Quantitation Date : 9/22/2008 9:10:35 AM
Last Method Update : 9/12/2008 4:33:17 PM
Method : \\gcserver\gcdata\Projects\GC9\Method\2008\mee041508E.met
Sequence : \\gcserver\gcdata\Projects\GC9\Sequence\2008\mee091908.seq
Data Description : {Data Description}

Instrument : GC9 (Offline)
Data Acquired By : sheneman
Data Processed By : sheneman
Inj. Vol. (uL) : 300
Vial : N/A

FID 1 Results

Compound Name	RT	Expected RT	Peak Area	Integration Codes	Concentration	Conc. Units
Methane	1.72	1.73	270988	BB	132.79	ug/L
Ethene	1.93	1.94	318616	BV	236.49	ug/L
Ethane	2.04	2.05	482274	VR	248.88	ug/L

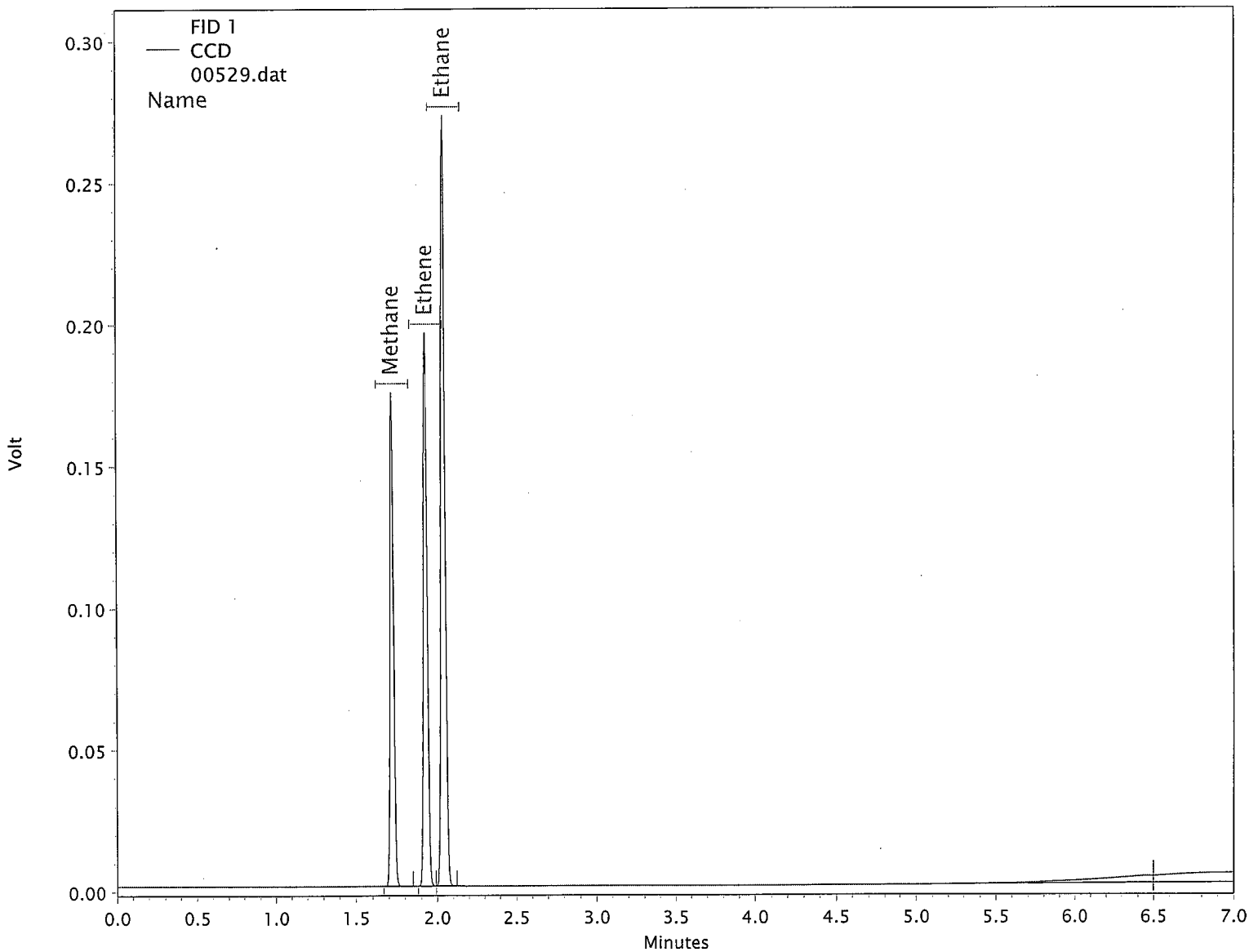

Column : GS-Carbon Plot

(1st int. code is for peak start, 2nd int code is for peak stop) B=baseline, f=force start or stop, I=ended by int. off event, N=begin negative peak, P=end negative peak, H=forward horiz, h=backward horiz, M=manual baseline or peak, m=move baseline start/stop, S=shoulder, T=tangent skim, V=valley, v=forced valley point, x=split peak, E=end of chromatogram encountered, R=reset baseline, L=lowest point horiz.

Printed On : 9/22/2008 9:10:39 AM

Dissolved Gases (RSK175) Quantitation Report

Paragon Analytics

Sample : 0809141-1MS
Filename : \\gcserver\gcdata\Projects\GC9\Data\2008\mee091208\00523.dat
Acquisition Date : 9/19/2008 1:54:48 PM
Quantitation Date : 9/22/2008 9:09:49 AM
Last Method Update : 9/12/2008 4:33:17 PM
Method : \\gcserver\gcdata\Projects\GC9\Method\2008\mee041508E.met
Sequence : \\gcserver\gcdata\Projects\GC9\Sequence\2008\mee091908.seq
Data Description : {Data Description}

Instrument : GC9 (Offline)
Data Acquired By : sheneman
Data Processed By : sheneman
Inj. Vol. (uL) : 300
Vial : N/A

FID 1 Results

Compound Name	RT	Expected RT	Peak Area	Integration Codes	Concentration	Conc. Units
Methane	1.73	1.73	30909	BV	14.92 107%	ug/L
Ethene	1.93	1.94	34842	VB	26.02 106%	ug/L
Ethane	2.04	2.05	53112	BR	27.64 105%	ug/L

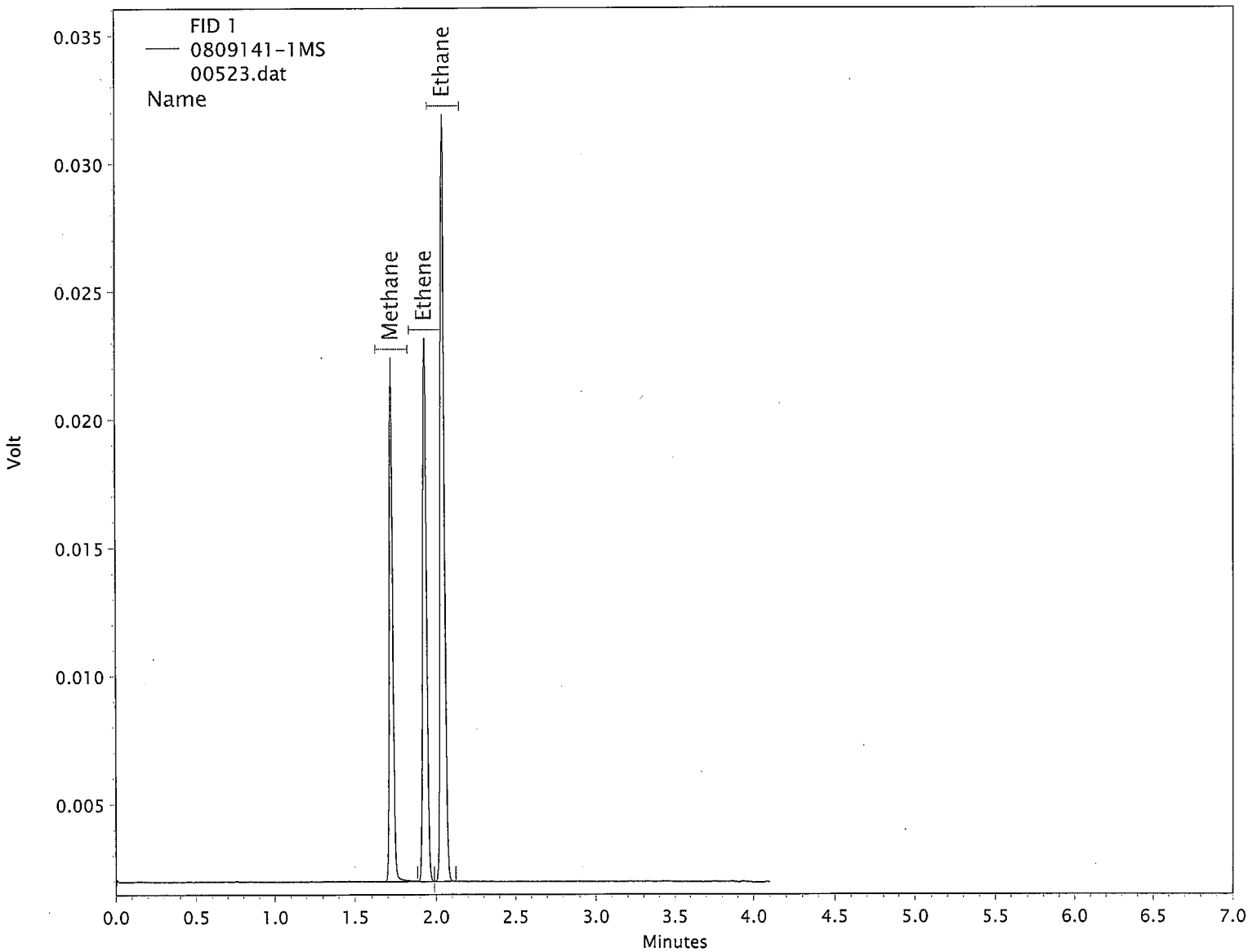

Column : GS-Carbon Plot

(1st int. code is for peak start, 2nd int code is for peak stop) B=baseline, f=force start or stop, I=ended by int. off event, N=begin negative peak, P=end negative peak, H=forward horiz, h=backward horiz, M=manual baseline or peak, m=move baseline start/stop, S=shoulder, T=tangent skim, V=valley, v=forced valley point, x=split peak, E=end of chromatogram encountered, R=reset baseline, L=lowest point horiz.

Printed On : 9/22/2008 9:09:53 AM

Paragon Analytics

GC/MS Volatiles Case Narrative

URS

Prather Phase 1 Investigation

Order Number - 0809101

1. This report consists of 3 water samples. The samples were received cool and intact by Paragon on 09/19/08. All aqueous samples were free of headspace prior to analysis.

2. These samples were prepared according to SW-846, 3rd Edition procedures. Specifically, the water samples were prepared by purging 10 mL using purge and trap procedures based on Method 5030C.

3. The samples were analyzed using GC/MS with an RTX-624, RTX-VMS, or equivalent capillary column according to Paragon Standard Operating Procedure 525 Revision 12 based on SW-846 Method 8260B. All positive results were quantitated against the initial calibration standards using the internal standard technique. The identification of positive results was achieved by a comparison of the retention time and mass spectrum of the sample versus the daily calibration standard.

4. All initial calibration criteria for SPCC's and CCC's were met. If average response factors were used in the initial calibration, %RSD was ≤15%. If linear or higher order regression calibrations were used in the initial calibration, the coefficient of determination (r^2) ≥0.99.

5. All initial calibrations are verified by comparing a second source standard calibration verification (ICV) against the calibration curve. All target compounds in the second source verification had a %D of less than 25%.

6. All criteria for SPCC's and CCC's were met in daily (continuing) calibration verifications (CCV).

7. Methylene chloride, acetone and 2-butanone are common laboratory contaminants. In order to minimize the levels of these compounds detected in the gc/ms analysis, Paragon has designated its volatile laboratory as a restricted access area. In addition,

the laboratory has been equipped with a dedicated, air intake and exhaust system that operates under positive pressure in order to minimize cross contamination of these compounds. Due to fluctuations in ambient laboratory conditions, reported sample values for common laboratory contaminants may be due to lab contamination even if the compound in question is not detected in the associated method blank.

All method blank criteria were met.

8. All laboratory control spike and laboratory control spike duplicate recoveries and RPDs were within the acceptance criteria.

9. Since a sample from this order number was not the selected quality control (QC) sample, matrix specific QC results are not included in this report.

10. The samples were analyzed within the established holding time.

11. All surrogate recoveries were within acceptance criteria.

12. All internal standard recoveries were within acceptance criteria.

13. Manual integrations are performed when needed to provide consistent and defensible data following the guidelines in Paragon Analytics Standard Operating Procedure 939 Revision 3. The chromatographic data system marks the manual integrations with an m on the quantitation report. Whenever manual integrations are performed, before and after chromatograms of the peak that was manually integrated are included in the report along with the reason why the re-integration was necessary.

The data contained in the following report have been reviewed and approved by the personnel listed below. In addition, Paragon Analytics certifies that the analyses reported herein are true, complete and correct within the limits of the methods employed.

Emily Knoll for
Sharon L. Jobes
Organics Primary Data Reviewer

09-26-08
Date

Joe Nolte
Organics Final Data Reviewer

9-26-08
Date

Paragon Analytics
Data Qualifier Flags
Chromatography and Mass Spectrometry

U or ND:	**This flag indicates that the compound was analyzed for but not detected.**
J:	**This flag indicates an estimated value. This flag is used as follows : (1) when estimating a concentration for tentatively identified compounds (TICs) where a 1:1 response is assumed; (2) when the mass spectral and retention time data indicate the presence of a compound that meets the volatile and semivolatile GC/MS identification criteria, and the result is less than the reporting limit (RL) but greater than the method detection limit (MDL); (3) when the retention time data indicate the presence of a compound that meets the GC identification criteria, and the result is less than the RL but greater than the MDL; and (4) the reported value is estimated.**
B:	**This flag is used when the analyte is detected in the associated method blank as well as in the sample. It indicates probable blank contamination and warns the data user. This flag shall be used for a tentatively identified compound (TIC) as well as for a positively identified target compound.**
E:	**This flag identifies compounds whose concentration exceeds the upper level of the calibration range.**
A:	**This flag indicates that a tentatively identified compound is a suspected aldol-condensation product.**
X:	**This flag indicates that the analyte was diluted below an accurate quantitation level.**
***:**	**This flag indicates that a spike recovery is equal to or outside the control criteria used.**
+:	**This flag indicates that the relative percent difference (RPD) equals or exceeds the control criteria.**

Paragon Analytics

Sample Number(s) Cross-Reference Table

Paragon OrderNum: 0809141
Client Name: URS
Client Project Name: Prather Phase 1 Investigation
Client Project Number:
Client PO Number: Prather-2008

Client Sample Number	Lab Sample Number	COC Number	Matrix	Date Collected	Time Collected
PS-MW02D	0809141-1		WATER	17-Sep-08	14:30
PS-MW02S	0809141-2		WATER	17-Sep-08	13:27
Trip Blank	0809141-3		WATER	18-Sep-08	16:00

0809141

CHAIN OF CUSTODY RECORD / ANALYTICAL SERVICES AGREEMENT

Mail Original Report to: URS Corporation
Attn: Mark Levorsen
Address: 8181 East Tufts Ave.
City/State/Zip: Denver, CO 80237
Telephone #: 303 694 2770 Fax #: 303 930 6040
Email: Mark_levorsen@urscorp.com

Mail Invoice to: Same
Attn:
Address:
City/State/Zip:
Telephone #: Fax #:
Project ID #: Prather Phase I Investigation
P.O. #: Quote #
Sampler: Kelly Bates

	Fax	PDF	EDD
Report also by	✓	✓	✓

	Yes	No
Standard 10 working days	✓	
UST Analyses per Fee Schedule		✓
Report chromatograms	✓	

Report Results by: _____ (date)**

Evergreen Analytical Laboratory
4036 Youngfield Street
Wheat Ridge, Colorado 80033
(303) 425-6021
FAX (303) 425-6854
(877) 737-4521
e-mail info@evergreenanalytical.com

NOTE: *Identify Known Hazards Below*

	SAMPLE IDENTIFICATION	DATE SAMPLED	TIME	No. of Containers	Drinking Water	Discharge Water	Ground Water	Soil	Sludge	Other (specify): Potable	VOCs 8260 M	Dissolved Methane	Trace Metals	Major Cations	Major Anions	Sulfide	Total Alkalinity	TDS	Conductivity
1	PS-MW02D	9/17/08	11:30	10			X				X	X	X	X	X	X	X	X	X
2	PS-MW02S	9/17/08	13:27	3			X				X								
3	Trip Blank	9/18/08	16:00	3						X	X								
	Sample Fraction																		

Rush Turn Around Time

** Subject to surcharge & exceptions noted in fee schedule.

- [x] less than 24 hrs, +150%*
- [ ] 1 -2 work days, +100%*
- [ ] 3 -5 work days, +50%
- [ ] 6 - 9 work days, +25%

* Not all tests are available for this TAT

Loc

Instructions: See Attached Sheet for Required Analysis -

Anions (check): [ ] Nitrate [ ] Nitrite [ ] Chloride [ ] Sulfate [ ] Bromide [ ] O-Phosphate [ ] Fluoride

Relinquished by: (Signature)	Date/Time	Received by: (Signature)	Date/Time
[signature]	9/18/08 16:30	Cheryl Trumble	9-19-08 1000
Relinquished by: (Signature)	Date/Time	Received by: (Signature)	Date/Time

For Laboratory Use Only

W.O. #		Seals Present	Y/N/NA
B.O.F. #	/	Samples Preserved	Y/N/NA
C/S (O)	/	Headspace	Y/N/NA
C/S (I)	/	Ice	Y/N
Temp C		By	

5

0809141

Table 2 - Aqueous Sample Collection, Handling, and Analysis Summary

Analyte Class	Analysis	Method	Reporting Limit	Holding Time	Bottle and Preservation
Organics	Volatile Organics (including BTEX)	SW8260M extended	Varies by analyte	14 days	3 x 40 ml glass vial, pH < 2 with HCl, ≤6°C
	Methane	RSK-175	1.0 mg/l	7 days	3 x 40 ml glass vial. ≤6°C
Trace and Other Metals	Arsenic, dissolved	SW6020	0.002 mg/l	6 months	field-filtered into 1 L poly bottle, pH < 2 with HNO_3, ≤6°C
	Barium, dissolved		0.025 mg/l		
	Boron, dissolved		0.2 mg/l		
	Cadmium, dissolved		0.001 mg/l		
	Chromium, dissolved		0.005 mg/l		
	Copper, dissolved		0.025 mg/l		
	Lead, dissolved		0.005 mg/l		
	Selenium, dissolved		0.005 mg/l		
	Silver, dissolved		0.002 mg/l		
Major Cations	Calcium, dissolved	SW6010B	0.387 mg/l		
	Iron, dissolved		0.07 mg/l		
	Magnesium, dissolved		0.15 mg/l		
	Manganese, dissolved		0.005 mg/l		
	Potassium, dissolved		0.34 mg/l		
	Sodium, dissolved		0.4 mg/l		
Major Anions	Bromide	EPA 300.0	0.2 mg/l	28 days	1 L poly bottle, ≤6°C
	Chloride		0.5 mg/l		
	Sulfate		0.5 mg/l		
	Nitrite + Nitrate as N		0.061 mg/l		
	Fluoride	SM4500-F C	0.2 mg/l	28 days	
	Bicarbonate alkalinity	SM2320B	5 mg/l	14 days	
	Carbonate alkalinity		5 mg/l		
	Hydroxide alkalinity		5 mg/l		

Trace Metals & Major cations are non-filtered & non-preserved. Needs to be done @ the lab Thx.

Analyte Class	Analysis	Method	Reporting Limit	Holding Time	Bottle and Preservation
	Total alkalinity		5 mg/l		
	Total Dissolved Solids (TDS)	EPA 160.1	10 mg/l	7 days	
	Sulfide	SM4500-S C/F	0.5 mg/l	7 days	5 ml of 10N Zinc acetate, pH > 9 with NaOH ≤6°C
Other Parameters	Conductivity	SM2510B	1 mmhos/cm	48 hours	≤6°C
	Cation/Anion Charge Balance	SM1030F (calculation)	NA	NA	NA

SW = Test Methods for Evaluating Solid Waste, Physical/Chemical Methods, USEPA Office of Solid Waste (SW-846), including all updates.

SM = Standard Methods for the Examination of Water and Wastewater, 20th Edition, EPA.

EPA = Methods for the Chemical Analysis of Water and Wastewater (MCAWW), 1983, EPA

NA = Not applicable

CONDITION OF SAMPLE UPON RECEIPT FORM **Paragon Analytics**

Client: URS Workorder No: 0809141

Project Manager: DF Initials: CT Date: 9-19-08

1.	Does this project require any **special handling** in addition to standard Paragon procedures?		YES	(NO)
2.	Are custody **seals** on **shipping containers** intact?	NONE	(YES)	NO
3.	Are Custody seals on **sample containers** intact?	(NONE)	YES	NO
4.	Is there a **COC (Chain-of-Custody) present** or other representative documents?		(YES)	NO
5.	Are the **COC and bottle labels complete and legible**?		(YES)	NO
6.	Is the **COC in agreement** with samples received? (IDs, dates, times, no. of samples, no. of containers, matrix, requested analyses, etc.)		(YES)	NO
7.	Were **airbills / shipping documents** present and/or removable?	DROP OFF	(YES)	NO
8.	Are all aqueous **samples requiring preservation preserved correctly?** (excluding volatiles)	N/A	YES	(NO)
9.	Are all aqueous **non-preserved samples pH 4-9**?	N/A	(YES)	NO
10.	Is there **sufficient sample** for the requested analyses?		(YES)	NO
11.	Were all samples placed in the **proper containers** for the requested analyses?		(YES)	NO
12.	Are all samples within **holding times** for the requested analyses?		(YES)	NO
13.	Were all sample containers received **intact**? (not broken or leaking, etc.)		(YES)	NO
14.	Are all samples requiring **no** headspace (**VOC, GRO, RSK/MEE, Rx CN/S, radon**) headspace free? **Size of bubble**: ✓ < green pea ____ > green pea	N/A	YES	(NO)
15.	Do perchlorate LCMS-MS samples **have** headspace? (at least 1/3 of container required)	(N/A)	YES	NO
16.	Were samples checked for and free from the presence of **residual chlorine?** (Applicable when PM has indicated samples are from a chlorinated water source; note if field preservation with sodium thiosulfate was not observed.)	(N/A)	YES	NO
17.	Were the samples **shipped on ice**?		(YES)	NO
18.	Were cooler temperatures measured at 0.1-6.0°C? **IR gun used*: #2 (#4)**	RAD ONLY	(YES)	NO

Cooler #:	1							
Temperature (°C):	4.0							
No. of custody seals on cooler:	1							
DOT Survey/ Acceptance Information — External µR/hr reading:	14							
Background µR/hr reading:	12							

Were external µR/hr readings ≤ two times background and within DOT acceptance criteria? (YES) / NO / NA (If no, see Form 008.)

Additional Information: PROVIDE DETAILS BELOW FOR A NO RESPONSE TO ANY QUESTION ABOVE, EXCEPT #1 AND #16.

0809141-3-1 - Headspace

Sulfide bottle was at pH 7 - NO further preservation performed as directed by URS-

If applicable, was the client contacted? **YES / NO / NA** Contact: _____ Date/Time: _____

Project Manager Signature / Date: Debbie Fazio 9/19/08

*IR Gun #2: Oakton, SN 29922500201-0066 *IR Gun #4: Oakton, SN 2372220101-0002

Form 201r21.xls (7/30/08)

VIA 0689
FZ 09.19

0809141

FedEx Express US Airbill

FedEx Tracking Number 8662 6664 0689

RECIPIENT: PEEL HERE

1 From This portion can be removed for Recipient's records.

Date 9/15/05 FedEx Tracking Number 866266640689

Sender's Name Kris Pence Phone ~~800 433-1574~~ 970 243 3291

Company IRL COMPLIANCE SOLUTIONS

Address 215 NORTH AVE STE 1 Dept./Floor/Suite/Room

City GRAND JUNCTION State CO ZIP 81501

2 Your Internal Billing Reference

4.0 C

3 To

Recipient's Name Sample Receiving Phone 800 433 1574

Company Paragon Analytics, INC.

Recipient's Address 255 Commerce Drive

We cannot deliver to P.O. boxes or P.O. ZIP codes.

Address Dept./Floor/Suite/Room

To request a package be held at a specific FedEx location, print FedEx address here.

City Fort Collins State CO ZIP 80524

0384077083

Recipient's Copy

4a Express Package Service

Packages up to 150 lbs.

- [x] FedEx Priority Overnight — Next business morning.† Friday shipments will be delivered on Monday unless SATURDAY Delivery is selected.
- [ ] FedEx Standard Overnight — Next business afternoon.* Saturday Delivery NOT available.
- [ ] FedEx First Overnight — Earliest next business morning delivery to select locations.* Saturday Delivery NOT available.
- [ ] FedEx 2Day — Second business day.* Thursday shipments will be delivered on Monday unless SATURDAY Delivery is selected.
- [ ] FedEx Express Saver — Third business day.* Saturday Delivery NOT available.

FedEx Envelope rate not available. Minimum charge: One-pound rate.

* To most locations.

4b Express Freight Service

Packages over 150 lbs.

- [ ] FedEx 1Day Freight* — Next business day.** Friday shipments will be delivered on Monday unless SATURDAY Delivery is selected.
- [ ] FedEx 2Day Freight — Second business day.** Thursday shipments will be delivered on Monday unless SATURDAY Delivery is selected.
- [ ] FedEx 3Day Freight — Third business day.** Saturday Delivery NOT available.

* Call for Confirmation:

** To most locations.

5 Packaging

- [ ] FedEx Envelope*
- [ ] FedEx Pak* — Includes FedEx Small Pak, FedEx Large Pak, and FedEx Sturdy Pak.
- [ ] FedEx Box
- [ ] FedEx Tube
- [x] Other

* Declared value limit $500.

6 Special Handling

Include FedEx address in Section 3.

- [ ] SATURDAY Delivery — Not available for FedEx Standard Overnight, FedEx First Overnight, FedEx Express Saver, or FedEx 3Day Freight.
- [ ] HOLD Weekday at FedEx Location — Not available for FedEx First Overnight.
- [ ] HOLD Saturday at FedEx Location — Available ONLY for FedEx Priority Overnight and FedEx 2Day to select locations.

Does this shipment contain dangerous goods? One box must be checked.

- [x] No
- [ ] Yes — As per attached Shipper's Declaration.
- [ ] Yes — Shipper's Declaration not required.
- [ ] Dry Ice — Dry Ice, 9, UN 1845 ____ x ____ kg

Dangerous goods (including dry ice) cannot be shipped in FedEx packaging.

- [ ] Cargo Aircraft Only

7 Payment *Bill to:*

Enter FedEx Acct. No. or Credit Card No. below.

- [x] Sender — Acct. No. in Section 1 will be billed.
- [ ] Recipient
- [ ] Third Party
- [ ] Credit Card
- [ ] Cash/Check
- [ ] Obtain Recip. Acct. No.

[redacted]

Total Packages	Total Weight	[redacted]
1	19	

†Our liability is limited to $100 unless you declare a higher value. See the current FedEx Service Guide.

Credit Card Auth.

1.0DSA1011 1.0DSC1011F0DSC 1.0DSC1011F0DSC

Analytical Results

GC/MS Volatiles

Method SW8260_25B

Method Blank

Lab Name: **Paragon Analytics**
Work Order Number: 0809141
Client Name: URS
ClientProject ID: Prather Phase 1 Investigation

Lab ID: VL080919-4MB

Sample Matrix: WATER
% Moisture: N/A
Date Collected: N/A
Date Extracted: 19-Sep-08
Date Analyzed: 19-Sep-08

Prep Batch: VL080919-4
QCBatchID: VL080919-4-1
Run ID: VL080919-4A
Cleanup: NONE
Basis: N/A
File Name: D24043

Sample Aliquot: 10 ml
Final Volume: 10 ml
Result Units: UG/L
Clean DF: 1

CASNO	Target Analyte	DF	Result	Reporting Limit	MDL	Result Qualifier	EPA Qualifier
75-71-8	DICHLORODIFLUOROMETHANE	1	1	1	0.17	U	
74-87-3	CHLOROMETHANE	1	1	1	0.17	U	
75-01-4	VINYL CHLORIDE	1	1	1	0.17	U	
74-83-9	BROMOMETHANE	1	1	1	0.25	U	
75-00-3	CHLOROETHANE	1	1	1	0.25	U	
75-69-4	TRICHLOROFLUOROMETHANE	1	1	1	0.17	U	
75-35-4	1,1-DICHLOROETHENE	1	1	1	0.17	U	
76-13-1	1,1,2-TRICHLORO-1,2,2-TRIFLUOROET	1	1	1	0.17	U	
67-64-1	ACETONE	1	10	10	3.3	U	
74-88-4	IODOMETHANE	1	1	1	0.17	U	
75-15-0	CARBON DISULFIDE	1	1	1	0.17	U	
75-09-2	METHYLENE CHLORIDE	1	1	1	0.17	U	
156-60-5	TRANS-1,2-DICHLOROETHENE	1	1	1	0.17	U	
1634-04-4	METHYL TERTIARY BUTYL ETHER	1	1	1	0.24	U	
75-34-3	1,1-DICHLOROETHANE	1	1	1	0.17	U	
108-05-4	VINYL ACETATE	1	2	2	0.27	U	
156-59-2	CIS-1,2-DICHLOROETHENE	1	1	1	0.17	U	
78-93-3	2-BUTANONE	1	10	10	1.7	U	
74-97-5	BROMOCHLOROMETHANE	1	1	1	0.21	U	
67-66-3	CHLOROFORM	1	1	1	0.17	U	
71-55-6	1,1,1-TRICHLOROETHANE	1	1	1	0.17	U	
594-20-7	2,2-DICHLOROPROPANE	1	1	1	0.17	U	
56-23-5	CARBON TETRACHLORIDE	1	1	1	0.17	U	
563-58-6	1,1-DICHLOROPROPENE	1	1	1	0.17	U	
107-06-2	1,2-DICHLOROETHANE	1	1	1	0.17	U	
71-43-2	BENZENE	1	1	1	0.17	U	
79-01-6	TRICHLOROETHENE	1	1	1	0.17	U	
78-87-5	1,2-DICHLOROPROPANE	1	1	1	0.17	U	

Data Package ID: *VL0809141-1*

GC/MS Volatiles

Method SW8260_25B

Method Blank

Lab Name: **Paragon Analytics**
Work Order Number: 0809141
Client Name: URS
ClientProject ID: Prather Phase 1 Investigation

Lab ID: VL080919-4MB

Sample Matrix: WATER
% Moisture: N/A
Date Collected: N/A
Date Extracted: 19-Sep-08
Date Analyzed: 19-Sep-08

Prep Batch: VL080919-4
QCBatchID: VL080919-4-1
Run ID: VL080919-4A
Cleanup: NONE
Basis: N/A
File Name: D24043

Sample Aliquot: 10 ml
Final Volume: 10 ml
Result Units: UG/L
Clean DF: 1

74-95-3	DIBROMOMETHANE	1	1	1	0.18	U	
75-27-4	BROMODICHLOROMETHANE	1	1	1	0.17	U	
10061-01-5	CIS-1,3-DICHLOROPROPENE	1	1	1	0.17	U	
108-10-1	4-METHYL-2-PENTANONE	1	10	10	1.7	U	
108-88-3	TOLUENE	1	1	1	0.17	U	
10061-02-6	TRANS-1,3-DICHLOROPROPENE	1	1	1	0.17	U	
79-00-5	1,1,2-TRICHLOROETHANE	1	1	1	0.2	U	
591-78-6	2-HEXANONE	1	10	10	3.3	U	
127-18-4	TETRACHLOROETHENE	1	1	1	0.17	U	
142-28-9	1,3-DICHLOROPROPANE	1	1	1	0.18	U	
124-48-1	DIBROMOCHLOROMETHANE	1	1	1	0.17	U	
106-93-4	1,2-DIBROMOETHANE	1	1	1	0.17	U	
544-10-5	1-CHLOROHEXANE	1	1	1	0.28	U	
108-90-7	CHLOROBENZENE	1	1	1	0.17	U	
630-20-6	1,1,1,2-TETRACHLOROETHANE	1	1	1	0.17	U	
100-41-4	ETHYLBENZENE	1	1	1	0.17	U	
136777-61-2	M+P-XYLENE	1	1	1	0.19	U	
95-47-6	O-XYLENE	1	1	1	0.17	U	
100-42-5	STYRENE	1	1	1	0.17	U	
75-25-2	BROMOFORM	1	1	1	0.17	U	
98-82-8	ISOPROPYLBENZENE	1	1	1	0.17	U	
96-18-4	1,2,3-TRICHLOROPROPANE	1	1	1	0.49	U	
79-34-5	1,1,2,2-TETRACHLOROETHANE	1	1	1	0.17	U	
108-86-1	BROMOBENZENE	1	1	1	0.17	U	
103-65-1	N-PROPYLBENZENE	1	1	1	0.17	U	
95-49-8	2-CHLOROTOLUENE	1	1	1	0.17	U	
108-67-8	1,3,5-TRIMETHYLBENZENE	1	1	1	0.17	U	
106-43-4	4-CHLOROTOLUENE	1	1	1	0.17	U	
98-06-6	TERT-BUTYLBENZENE	1	1	1	0.18	U	
95-63-6	1,2,4-TRIMETHYLBENZENE	1	1	1	0.17	U	

Data Package ID: *VL0809141-1*

GC/MS Volatiles

Method SW8260_25B

Method Blank

Lab Name: **Paragon Analytics**
Work Order Number: 0809141
Client Name: URS
ClientProject ID: Prather Phase 1 Investigation

Lab ID: VL080919-4MB

Sample Matrix: WATER
% Moisture: N/A
Date Collected: N/A
Date Extracted: 19-Sep-08
Date Analyzed: 19-Sep-08

Prep Batch: VL080919-4
QCBatchID: VL080919-4-1
Run ID: VL080919-4A
Cleanup: NONE
Basis: N/A
File Name: D24043

Sample Aliquot: 10 ml
Final Volume: 10 ml
Result Units: UG/L
Clean DF: 1

135-98-8	SEC-BUTYLBENZENE	1	1	1	0.17	U	
541-73-1	1,3-DICHLOROBENZENE	1	1	1	0.17	U	
99-87-6	P-ISOPROPYLTOLUENE	1	1	1	0.17	U	
106-46-7	1,4-DICHLOROBENZENE	1	1	1	0.17	U	
104-51-8	N-BUTYLBENZENE	1	1	1	0.17	U	
95-50-1	1,2-DICHLOROBENZENE	1	1	1	0.17	U	
96-12-8	1,2-DIBROMO-3-CHLOROPROPANE	1	2	2	0.64	U	
120-82-1	1,2,4-TRICHLOROBENZENE	1	1	1	0.17	U	
87-68-3	HEXACHLOROBUTADIENE	1	1	1	0.18	U	
91-20-3	NAPHTHALENE	1	1	1	0.17	U	
87-61-6	1,2,3-TRICHLOROBENZENE	1	1	1	0.2	U	
1330-20-7	TOTAL XYLENES	1	1	1	0.19	U	

Surrogate Recovery

CASNO	Surrogate Analyte	Result	Flag	Spike Amount	Percent Recovery	Control Limits
460-00-4	4-BROMOFLUOROBENZENE	27		25	108	78 - 129
1868-53-7	DIBROMOFLUOROMETHANE	24.6		25	98	80 - 124
2037-26-5	TOLUENE-D8	25.9		25	104	81 - 119

Data Package ID: *VL0809141-1*

GC/MS Volatiles

Method SW8260_25B

Sample Results

Lab Name: **Paragon Analytics**
Work Order Number: 0809141
Client Name: URS
ClientProject ID: Prather Phase 1 Investigation

Field ID:	Trip Blank
Lab ID:	0809141-3

Sample Matrix: WATER
% Moisture: N/A
Date Collected: 18-Sep-08
Date Extracted: 19-Sep-08
Date Analyzed: 19-Sep-08
Prep Method: SW5030 Rev C

Prep Batch: VL080919-4
QCBatchID: VL080919-4-1
Run ID: VL080919-4A
Cleanup: NONE
Basis: As Received
File Name: D24048

Sample Aliquot: 10 ml
Final Volume: 10 ml
Result Units: UG/L
Clean DF: 1

CASNO	Target Analyte	Dilution Factor	Result	Reporting Limit	MDL	Result Qualifier	EPA Qualifier
75-71-8	DICHLORODIFLUOROMETHANE	1	1	1	0.17	U	
74-87-3	CHLOROMETHANE	1	0.26	1	0.17	J	
75-01-4	VINYL CHLORIDE	1	1	1	0.17	U	
74-83-9	BROMOMETHANE	1	1	1	0.25	U	
75-00-3	CHLOROETHANE	1	1	1	0.25	U	
75-69-4	TRICHLOROFLUOROMETHANE	1	1	1	0.17	U	
75-35-4	1,1-DICHLOROETHENE	1	1	1	0.17	U	
76-13-1	1,1,2-TRICHLORO-1,2,2-TRIFLUOROETH	1	1	1	0.17	U	
67-64-1	ACETONE	1	7.4	10	3.3	J	
74-88-4	IODOMETHANE	1	1	1	0.17	U	
75-15-0	CARBON DISULFIDE	1	1	1	0.17	U	
75-09-2	METHYLENE CHLORIDE	1	1	1	0.17	U	
156-60-5	TRANS-1,2-DICHLOROETHENE	1	1	1	0.17	U	
1634-04-4	METHYL TERTIARY BUTYL ETHER	1	1	1	0.24	U	
75-34-3	1,1-DICHLOROETHANE	1	1	1	0.17	U	
108-05-4	VINYL ACETATE	1	2	2	0.27	U	
156-59-2	CIS-1,2-DICHLOROETHENE	1	1	1	0.17	U	
78-93-3	2-BUTANONE	1	10	10	1.7	U	
74-97-5	BROMOCHLOROMETHANE	1	1	1	0.21	U	
67-66-3	CHLOROFORM	1	1	1	0.17	U	
71-55-6	1,1,1-TRICHLOROETHANE	1	1	1	0.17	U	
594-20-7	2,2-DICHLOROPROPANE	1	1	1	0.17	U	
56-23-5	CARBON TETRACHLORIDE	1	1	1	0.17	U	
563-58-6	1,1-DICHLOROPROPENE	1	1	1	0.17	U	
107-06-2	1,2-DICHLOROETHANE	1	1	1	0.17	U	
71-43-2	BENZENE	1	1	1	0.17	U	

Data Package ID: *VL0809141-1*

GC/MS Volatiles

Method SW8260_25B

Sample Results

Lab Name: **Paragon Analytics**
Work Order Number: 0809141
Client Name: URS
ClientProject ID: Prather Phase 1 Investigation

Field ID:	Trip Blank
Lab ID:	0809141-3

Sample Matrix: WATER
% Moisture: N/A
Date Collected: 18-Sep-08
Date Extracted: 19-Sep-08
Date Analyzed: 19-Sep-08
Prep Method: SW5030 Rev C

Prep Batch: VL080919-4
QCBatchID: VL080919-4-1
Run ID: VL080919-4A
Cleanup: NONE
Basis: As Received
File Name: D24048

Sample Aliquot: 10 ml
Final Volume: 10 ml
Result Units: UG/L
Clean DF: 1

79-01-6	TRICHLOROETHENE	1	1	1	0.17	U	
78-87-5	1,2-DICHLOROPROPANE	1	1	1	0.17	U	
74-95-3	DIBROMOMETHANE	1	1	1	0.18	U	
75-27-4	BROMODICHLOROMETHANE	1	1	1	0.17	U	
10061-01-5	CIS-1,3-DICHLOROPROPENE	1	1	1	0.17	U	
108-10-1	4-METHYL-2-PENTANONE	1	10	10	1.7	U	
108-88-3	TOLUENE	1	1	1	0.17	U	
10061-02-6	TRANS-1,3-DICHLOROPROPENE	1	1	1	0.17	U	
79-00-5	1,1,2-TRICHLOROETHANE	1	1	1	0.2	U	
591-78-6	2-HEXANONE	1	10	10	3.3	U	
127-18-4	TETRACHLOROETHENE	1	1	1	0.17	U	
142-28-9	1,3-DICHLOROPROPANE	1	1	1	0.18	U	
124-48-1	DIBROMOCHLOROMETHANE	1	1	1	0.17	U	
106-93-4	1,2-DIBROMOETHANE	1	1	1	0.17	U	
544-10-5	1-CHLOROHEXANE	1	1	1	0.28	U	
108-90-7	CHLOROBENZENE	1	1	1	0.17	U	
630-20-6	1,1,1,2-TETRACHLOROETHANE	1	1	1	0.17	U	
100-41-4	ETHYLBENZENE	1	1	1	0.17	U	
136777-61-2	M+P-XYLENE	1	1	1	0.19	U	
95-47-6	O-XYLENE	1	1	1	0.17	U	
100-42-5	STYRENE	1	1	1	0.17	U	
75-25-2	BROMOFORM	1	1	1	0.17	U	
98-82-8	ISOPROPYLBENZENE	1	1	1	0.17	U	
96-18-4	1,2,3-TRICHLOROPROPANE	1	1	1	0.49	U	
79-34-5	1,1,2,2-TETRACHLOROETHANE	1	1	1	0.17	U	
108-86-1	BROMOBENZENE	1	1	1	0.17	U	
103-65-1	N-PROPYLBENZENE	1	1	1	0.17	U	
95-49-8	2-CHLOROTOLUENE	1	1	1	0.17	U	

Data Package ID: *VL0809141-1*

GC/MS Volatiles

Method SW8260_25B

Sample Results

Lab Name: **Paragon Analytics**
Work Order Number: 0809141
Client Name: URS
ClientProject ID: Prather Phase 1 Investigation

Field ID: Trip Blank
Lab ID: 0809141-3

Sample Matrix: WATER
% Moisture: N/A
Date Collected: 18-Sep-08
Date Extracted: 19-Sep-08
Date Analyzed: 19-Sep-08
Prep Method: SW5030 Rev C

Prep Batch: VL080919-4
QCBatchID: VL080919-4-1
Run ID: VL080919-4A
Cleanup: NONE
Basis: As Received
File Name: D24048

Sample Aliquot: 10 ml
Final Volume: 10 ml
Result Units: UG/L
Clean DF: 1

108-67-8	1,3,5-TRIMETHYLBENZENE	1	1	1	0.17	U	
106-43-4	4-CHLOROTOLUENE	1	1	1	0.17	U	
98-06-6	TERT-BUTYLBENZENE	1	1	1	0.18	U	
95-63-6	1,2,4-TRIMETHYLBENZENE	1	1	1	0.17	U	
135-98-8	SEC-BUTYLBENZENE	1	1	1	0.17	U	
541-73-1	1,3-DICHLOROBENZENE	1	1	1	0.17	U	
99-87-6	P-ISOPROPYLTOLUENE	1	1	1	0.17	U	
106-46-7	1,4-DICHLOROBENZENE	1	1	1	0.17	U	
104-51-8	N-BUTYLBENZENE	1	1	1	0.17	U	
95-50-1	1,2-DICHLOROBENZENE	1	1	1	0.17	U	
96-12-8	1,2-DIBROMO-3-CHLOROPROPANE	1	2	2	0.64	U	
120-82-1	1,2,4-TRICHLOROBENZENE	1	1	1	0.17	U	
87-68-3	HEXACHLOROBUTADIENE	1	1	1	0.18	U	
91-20-3	NAPHTHALENE	1	1	1	0.17	U	
87-61-6	1,2,3-TRICHLOROBENZENE	1	1	1	0.2	U	
1330-20-7	TOTAL XYLENES	1	1	1	0.19	U	

Surrogate Recovery

CASNO	Surrogate Analyte	Result	Flag	Spike Amount	Percent Recovery	Control Limits
460-00-4	4-BROMOFLUOROBENZENE	26.3		25	105	78 - 129
1868-53-7	DIBROMOFLUOROMETHANE	23.9		25	96	80 - 124
2037-26-5	TOLUENE-D8	25.9		25	103	81 - 119

Data Package ID: *VL0809141-1*

GC/MS Volatiles

Method SW8260_25B

Sample Results

Lab Name: Paragon Analytics
Work Order Number: 0809141
Client Name: URS
ClientProject ID: Prather Phase 1 Investigation

Field ID: PS-MW02S
Lab ID: 0809141-2

Sample Matrix: WATER
% Moisture: N/A
Date Collected: 17-Sep-08
Date Extracted: 19-Sep-08
Date Analyzed: 19-Sep-08
Prep Method: SW5030 Rev C

Prep Batch: VL080919-4
QCBatchID: VL080919-4-1
Run ID: VL080919-4A
Cleanup: NONE
Basis: As Received
File Name: D24049

Sample Aliquot: 10 ml
Final Volume: 10 ml
Result Units: UG/L
Clean DF: 1

CASNO	Target Analyte	Dilution Factor	Result	Reporting Limit	MDL	Result Qualifier	EPA Qualifier
75-71-8	DICHLORODIFLUOROMETHANE	1	1	1	0.17	U	
74-87-3	CHLOROMETHANE	1	1	1	0.17	U	
75-01-4	VINYL CHLORIDE	1	1	1	0.17	U	
74-83-9	BROMOMETHANE	1	1	1	0.25	U	
75-00-3	CHLOROETHANE	1	1	1	0.25	U	
75-69-4	TRICHLOROFLUOROMETHANE	1	1	1	0.17	U	
75-35-4	1,1-DICHLOROETHENE	1	1	1	0.17	U	
76-13-1	1,1,2-TRICHLORO-1,2,2-TRIFLUOROETH	1	1	1	0.17	U	
67-64-1	ACETONE	1	3.5	10	3.3	J	
74-88-4	IODOMETHANE	1	1	1	0.17	U	
75-15-0	CARBON DISULFIDE	1	0.2	1	0.17	J	
75-09-2	METHYLENE CHLORIDE	1	1	1	0.17	U	
156-60-5	TRANS-1,2-DICHLOROETHENE	1	1	1	0.17	U	
1634-04-4	METHYL TERTIARY BUTYL ETHER	1	1	1	0.24	U	
75-34-3	1,1-DICHLOROETHANE	1	1	1	0.17	U	
108-05-4	VINYL ACETATE	1	2	2	0.27	U	
156-59-2	CIS-1,2-DICHLOROETHENE	1	1	1	0.17	U	
78-93-3	2-BUTANONE	1	10	10	1.7	U	
74-97-5	BROMOCHLOROMETHANE	1	1	1	0.21	U	
67-66-3	CHLOROFORM	1	0.71	1	0.17	J	
71-55-6	1,1,1-TRICHLOROETHANE	1	1	1	0.17	U	
594-20-7	2,2-DICHLOROPROPANE	1	1	1	0.17	U	
56-23-5	CARBON TETRACHLORIDE	1	1	1	0.17	U	
563-58-6	1,1-DICHLOROPROPENE	1	1	1	0.17	U	
107-06-2	1,2-DICHLOROETHANE	1	1	1	0.17	U	
71-43-2	BENZENE	1	1	1	0.17	U	

Data Package ID: *VL0809141-1*

GC/MS Volatiles

Method SW8260_25B

Sample Results

Lab Name: **Paragon Analytics**
Work Order Number: 0809141
Client Name: URS
ClientProject ID: Prather Phase 1 Investigation

Field ID:	PS-MW02S
Lab ID:	0809141-2

Sample Matrix: WATER
% Moisture: N/A
Date Collected: 17-Sep-08
Date Extracted: 19-Sep-08
Date Analyzed: 19-Sep-08
Prep Method: SW5030 Rev C

Prep Batch: VL080919-4
QCBatchID: VL080919-4-1
Run ID: VL080919-4A
Cleanup: NONE
Basis: As Received
File Name: D24049

Sample Aliquot: 10 ml
Final Volume: 10 ml
Result Units: UG/L
Clean DF: 1

79-01-6	TRICHLOROETHENE	1	1	1	0.17	U	
78-87-5	1,2-DICHLOROPROPANE	1	1	1	0.17	U	
74-95-3	DIBROMOMETHANE	1	1	1	0.18	U	
75-27-4	BROMODICHLOROMETHANE	1	0.33	1	0.17	J	
10061-01-5	CIS-1,3-DICHLOROPROPENE	1	1	1	0.17	U	
108-10-1	4-METHYL-2-PENTANONE	1	10	10	1.7	U	
108-88-3	TOLUENE	1	1	1	0.17	U	
10061-02-6	TRANS-1,3-DICHLOROPROPENE	1	1	1	0.17	U	
79-00-5	1,1,2-TRICHLOROETHANE	1	1	1	0.2	U	
591-78-6	2-HEXANONE	1	10	10	3.3	U	
127-18-4	TETRACHLOROETHENE	1	1	1	0.17	U	
142-28-9	1,3-DICHLOROPROPANE	1	1	1	0.18	U	
124-48-1	DIBROMOCHLOROMETHANE	1	0.25	1	0.17	J	
106-93-4	1,2-DIBROMOETHANE	1	1	1	0.17	U	
544-10-5	1-CHLOROHEXANE	1	1	1	0.28	U	
108-90-7	CHLOROBENZENE	1	1	1	0.17	U	
630-20-6	1,1,1,2-TETRACHLOROETHANE	1	1	1	0.17	U	
100-41-4	ETHYLBENZENE	1	1	1	0.17	U	
136777-61-2	M+P-XYLENE	1	1	1	0.19	U	
95-47-6	O-XYLENE	1	1	1	0.17	U	
100-42-5	STYRENE	1	1	1	0.17	U	
75-25-2	BROMOFORM	1	1	1	0.17	U	
98-82-8	ISOPROPYLBENZENE	1	1	1	0.17	U	
96-18-4	1,2,3-TRICHLOROPROPANE	1	1	1	0.49	U	
79-34-5	1,1,2,2-TETRACHLOROETHANE	1	1	1	0.17	U	
108-86-1	BROMOBENZENE	1	1	1	0.17	U	
103-65-1	N-PROPYLBENZENE	1	1	1	0.17	U	
95-49-8	2-CHLOROTOLUENE	1	1	1	0.17	U	

Data Package ID: *VL0809141-1*

GC/MS Volatiles

Method SW8260_25B

Sample Results

Lab Name: **Paragon Analytics**
Work Order Number: 0809141
Client Name: URS
ClientProject ID: Prather Phase 1 Investigation

Field ID: PS-MW02S
Lab ID: 0809141-2

Sample Matrix: WATER
% Moisture: N/A
Date Collected: 17-Sep-08
Date Extracted: 19-Sep-08
Date Analyzed: 19-Sep-08
Prep Method: SW5030 Rev C

Prep Batch: VL080919-4
QCBatchID: VL080919-4-1
Run ID: VL080919-4A
Cleanup: NONE
Basis: As Received
File Name: D24049

Sample Aliquot: 10 ml
Final Volume: 10 ml
Result Units: UG/L
Clean DF: 1

108-67-8	1,3,5-TRIMETHYLBENZENE	1	1	1	0.17	U	
106-43-4	4-CHLOROTOLUENE	1	1	1	0.17	U	
98-06-6	TERT-BUTYLBENZENE	1	1	1	0.18	U	
95-63-6	1,2,4-TRIMETHYLBENZENE	1	1	1	0.17	U	
135-98-8	SEC-BUTYLBENZENE	1	1	1	0.17	U	
541-73-1	1,3-DICHLOROBENZENE	1	1	1	0.17	U	
99-87-6	P-ISOPROPYLTOLUENE	1	1	1	0.17	U	
106-46-7	1,4-DICHLOROBENZENE	1	1	1	0.17	U	
104-51-8	N-BUTYLBENZENE	1	1	1	0.17	U	
95-50-1	1,2-DICHLOROBENZENE	1	1	1	0.17	U	
96-12-8	1,2-DIBROMO-3-CHLOROPROPANE	1	2	2	0.64	U	
120-82-1	1,2,4-TRICHLOROBENZENE	1	1	1	0.17	U	
87-68-3	HEXACHLOROBUTADIENE	1	1	1	0.18	U	
91-20-3	NAPHTHALENE	1	1	1	0.17	U	
87-61-6	1,2,3-TRICHLOROBENZENE	1	1	1	0.2	U	
1330-20-7	TOTAL XYLENES	1	1	1	0.19	U	

Surrogate Recovery

CASNO	Surrogate Analyte	Result	Flag	Spike Amount	Percent Recovery	Control Limits
460-00-4	4-BROMOFLUOROBENZENE	26.9		25	107	78 - 129
1868-53-7	DIBROMOFLUOROMETHANE	24.4		25	98	80 - 124
2037-26-5	TOLUENE-D8	26.6		25	106	81 - 119

Data Package ID: *VL0809141-1*

GC/MS Volatiles

Method SW8260_25B

Sample Results

Lab Name: **Paragon Analytics**
Work Order Number: 0809141
Client Name: URS
ClientProject ID: Prather Phase 1 Investigation

Field ID:	PS-MW02D
Lab ID:	0809141-1

Sample Matrix: WATER
% Moisture: N/A
Date Collected: 17-Sep-08
Date Extracted: 19-Sep-08
Date Analyzed: 19-Sep-08
Prep Method: SW5030 Rev C

Prep Batch: VL080919-4
QCBatchID: VL080919-4-1
Run ID: VL080919-4A
Cleanup: NONE
Basis: As Received
File Name: D24050

Sample Aliquot: 10 ml
Final Volume: 10 ml
Result Units: UG/L
Clean DF: 1

CASNO	Target Analyte	Dilution Factor	Result	Reporting Limit	MDL	Result Qualifier	EPA Qualifier
75-71-8	DICHLORODIFLUOROMETHANE	1	1	1	0.17	U	
74-87-3	CHLOROMETHANE	1	1	1	0.17	U	
75-01-4	VINYL CHLORIDE	1	1	1	0.17	U	
74-83-9	BROMOMETHANE	1	1	1	0.25	U	
75-00-3	CHLOROETHANE	1	1	1	0.25	U	
75-69-4	TRICHLOROFLUOROMETHANE	1	1	1	0.17	U	
75-35-4	1,1-DICHLOROETHENE	1	1	1	0.17	U	
76-13-1	1,1,2-TRICHLORO-1,2,2-TRIFLUOROETH	1	1	1	0.17	U	
67-64-1	ACETONE	1	10	10	3.3	U	
74-88-4	IODOMETHANE	1	1	1	0.17	U	
75-15-0	CARBON DISULFIDE	1	0.36	1	0.17	J	
75-09-2	METHYLENE CHLORIDE	1	1	1	0.17	U	
156-60-5	TRANS-1,2-DICHLOROETHENE	1	1	1	0.17	U	
1634-04-4	METHYL TERTIARY BUTYL ETHER	1	1	1	0.24	U	
75-34-3	1,1-DICHLOROETHANE	1	1	1	0.17	U	
108-05-4	VINYL ACETATE	1	2	2	0.27	U	
156-59-2	CIS-1,2-DICHLOROETHENE	1	1	1	0.17	U	
78-93-3	2-BUTANONE	1	10	10	1.7	U	
74-97-5	BROMOCHLOROMETHANE	1	1	1	0.21	U	
67-66-3	CHLOROFORM	1	1	1	0.17	U	
71-55-6	1,1,1-TRICHLOROETHANE	1	1	1	0.17	U	
594-20-7	2,2-DICHLOROPROPANE	1	1	1	0.17	U	
56-23-5	CARBON TETRACHLORIDE	1	1	1	0.17	U	
563-58-6	1,1-DICHLOROPROPENE	1	1	1	0.17	U	
107-06-2	1,2-DICHLOROETHANE	1	1	1	0.17	U	
71-43-2	BENZENE	1	1	1	0.17	U	

Data Package ID: *VL0809141-1*

GC/MS Volatiles

Method SW8260_25B

Sample Results

Lab Name: **Paragon Analytics**
Work Order Number: 0809141
Client Name: URS
ClientProject ID: Prather Phase 1 Investigation

Field ID:	PS-MW02D
Lab ID:	0809141-1

Sample Matrix: WATER
% Moisture: N/A
Date Collected: 17-Sep-08
Date Extracted: 19-Sep-08
Date Analyzed: 19-Sep-08
Prep Method: SW5030 Rev C

Prep Batch: VL080919-4
QCBatchID: VL080919-4-1
Run ID: VL080919-4A
Cleanup: NONE
Basis: As Received
File Name: D24050

Sample Aliquot: 10 ml
Final Volume: 10 ml
Result Units: UG/L
Clean DF: 1

79-01-6	TRICHLOROETHENE	1	1	1	0.17	U	
78-87-5	1,2-DICHLOROPROPANE	1	1	1	0.17	U	
74-95-3	DIBROMOMETHANE	1	1	1	0.18	U	
75-27-4	BROMODICHLOROMETHANE	1	1	1	0.17	U	
10061-01-5	CIS-1,3-DICHLOROPROPENE	1	1	1	0.17	U	
108-10-1	4-METHYL-2-PENTANONE	1	10	10	1.7	U	
108-88-3	TOLUENE	1	1	1	0.17	U	
10061-02-6	TRANS-1,3-DICHLOROPROPENE	1	1	1	0.17	U	
79-00-5	1,1,2-TRICHLOROETHANE	1	1	1	0.2	U	
591-78-6	2-HEXANONE	1	10	10	3.3	U	
127-18-4	TETRACHLOROETHENE	1	1	1	0.17	U	
142-28-9	1,3-DICHLOROPROPANE	1	1	1	0.18	U	
124-48-1	DIBROMOCHLOROMETHANE	1	1	1	0.17	U	
106-93-4	1,2-DIBROMOETHANE	1	1	1	0.17	U	
544-10-5	1-CHLOROHEXANE	1	1	1	0.28	U	
108-90-7	CHLOROBENZENE	1	1	1	0.17	U	
630-20-6	1,1,1,2-TETRACHLOROETHANE	1	1	1	0.17	U	
100-41-4	ETHYLBENZENE	1	1	1	0.17	U	
136777-61-2	M+P-XYLENE	1	1	1	0.19	U	
95-47-6	O-XYLENE	1	1	1	0.17	U	
100-42-5	STYRENE	1	1	1	0.17	U	
75-25-2	BROMOFORM	1	1	1	0.17	U	
98-82-8	ISOPROPYLBENZENE	1	1	1	0.17	U	
96-18-4	1,2,3-TRICHLOROPROPANE	1	1	1	0.49	U	
79-34-5	1,1,2,2-TETRACHLOROETHANE	1	1	1	0.17	U	
108-86-1	BROMOBENZENE	1	1	1	0.17	U	
103-65-1	N-PROPYLBENZENE	1	1	1	0.17	U	
95-49-8	2-CHLOROTOLUENE	1	1	1	0.17	U	

Data Package ID: *VL0809141-1*

GC/MS Volatiles

Method SW8260_25B

Sample Results

Lab Name: **Paragon Analytics**
Work Order Number: 0809141
Client Name: URS
ClientProject ID: Prather Phase 1 Investigation

Field ID: PS-MW02D
Lab ID: 0809141-1

Sample Matrix: WATER
% Moisture: N/A
Date Collected: 17-Sep-08
Date Extracted: 19-Sep-08
Date Analyzed: 19-Sep-08
Prep Method: SW5030 Rev C

Prep Batch: VL080919-4
QCBatchID: VL080919-4-1
Run ID: VL080919-4A
Cleanup: NONE
Basis: As Received
File Name: D24050

Sample Aliquot: 10 ml
Final Volume: 10 ml
Result Units: UG/L
Clean DF: 1

108-67-8	1,3,5-TRIMETHYLBENZENE	1	1	1	0.17	U	
106-43-4	4-CHLOROTOLUENE	1	1	1	0.17	U	
98-06-6	TERT-BUTYLBENZENE	1	1	1	0.18	U	
95-63-6	1,2,4-TRIMETHYLBENZENE	1	1	1	0.17	U	
135-98-8	SEC-BUTYLBENZENE	1	1	1	0.17	U	
541-73-1	1,3-DICHLOROBENZENE	1	1	1	0.17	U	
99-87-6	P-ISOPROPYLTOLUENE	1	1	1	0.17	U	
106-46-7	1,4-DICHLOROBENZENE	1	1	1	0.17	U	
104-51-8	N-BUTYLBENZENE	1	1	1	0.17	U	
95-50-1	1,2-DICHLOROBENZENE	1	1	1	0.17	U	
96-12-8	1,2-DIBROMO-3-CHLOROPROPANE	1	2	2	0.64	U	
120-82-1	1,2,4-TRICHLOROBENZENE	1	1	1	0.17	U	
87-68-3	HEXACHLOROBUTADIENE	1	1	1	0.18	U	
91-20-3	NAPHTHALENE	1	1	1	0.17	U	
87-61-6	1,2,3-TRICHLOROBENZENE	1	1	1	0.2	U	
1330-20-7	TOTAL XYLENES	1	1	1	0.19	U	

Surrogate Recovery

CASNO	Surrogate Analyte	Result	Flag	Spike Amount	Percent Recovery	Control Limits
460-00-4	4-BROMOFLUOROBENZENE	26.5		25	106	78 - 129
1868-53-7	DIBROMOFLUOROMETHANE	24.5		25	98	80 - 124
2037-26-5	TOLUENE-D8	25.8		25	103	81 - 119

Data Package ID: *VL0809141-1*

Supporting QA/QC Data

Surrogate Summary for GC/MS Volatiles

Method SW8260_25B

Lab Name: **Paragon Analytics**
Work Order Number: 0809141
Client Name: URS
ClientProject ID: Prather Phase 1 Investigation

PrepBatchID: **VL080919-4**
QC Batch ID: **VL080919-4-1**
Date Extracted: **9/19/2008**

Surrogate Compound	Control Limits Lower	Control Limits Upper
Dibromofluoromethane	80	124
Toluene-d8	81	119
4-Bromofluorobenzene	78	129
1,2-dichloroethane-d4		

Lab ID	Client Sample ID	Date Collected	Date Received	DBFM % Recovery	BZMED8 % Recovery	BR4FBZ % Recovery	12DCED4 % Recovery
VL080919-4LCS	XXXXXXX	NA	XXXXXXX	97	101	101	
VL080919-4LCSD	XXXXXXX	NA	XXXXXXX	99	99	99	
VL080919-4MB	XXXXXXX	NA	XXXXXXX	98	104	108	
0809141-3	Trip Blank	9/18/2008	9/19/2008	96	103	105	
0809141-2	PS-MW02S	9/17/2008	9/19/2008	98	106	107	
0809141-1	PS-MW02D	9/17/2008	9/19/2008	98	103	106	

Data Package ID: *VL0809141-1*

GC/MS Volatiles

Method SW8260_25B

Laboratory Control Sample and Laboratory Control Sample Duplicate

Lab Name: **Paragon Analytics**
Work Order Number: 0809141
Client Name: URS
ClientProject ID: Prather Phase 1 Investigation

Lab ID: VL080919-4LCS

Sample Matrix: WATER
% Moisture: N/A
Date Collected: N/A
Date Extracted: 09/19/2008
Date Analyzed: 09/19/2008
Prep Method: SW5030C

Prep Batch: VL080919-4
QCBatchID: VL080919-4-1
Run ID: VL080919-4A
Cleanup: NONE
Basis: N/A
File Name: D24040

Sample Aliquot: 10 ml
Final Volume: 10 ml
Result Units: UG/L
Clean DF: 1

CASNO	Target Analyte	Spike Added	LCS Result	Reporting Limit	Result Qualifier	LCS % Rec.	Control Limits
75-35-4	1,1-DICHLOROETHENE	10	10.2	1		102	75 - 126%
71-43-2	BENZENE	10	10.2	1		102	82 - 122%
79-01-6	TRICHLOROETHENE	10	10.4	1		104	82 - 121%
108-88-3	TOLUENE	10	10.5	1		105	83 - 121%
108-90-7	CHLOROBENZENE	10	10.5	1		105	82 - 121%

Lab ID: VL080919-4LCSD

Sample Matrix: WATER
% Moisture: N/A
Date Collected: N/A
Date Extracted: 09/19/2008
Date Analyzed: 09/19/2008
Prep Method: SW5030C

Prep Batch: VL080919-4
QCBatchID: VL080919-4-1
Run ID: VL080919-4A
Cleanup: NONE
Basis: N/A
File Name: D24041

Sample Aliquot: 10 ml
Final Volume: 10 ml
Result Units: UG/L
Clean DF: 1

CASNO	Target Analyte	Spike Added	LCSD Result	Reporting Limit	Result Qualifier	LCSD % Rec.	RPD Limit	RPD
75-35-4	1,1-DICHLOROETHENE	10	10.3	1		103	20	1
71-43-2	BENZENE	10	10.2	1		102	20	0
79-01-6	TRICHLOROETHENE	10	10.3	1		103	20	1
108-88-3	TOLUENE	10	10.3	1		103	20	2
108-90-7	CHLOROBENZENE	10	10.3	1		103	20	2

Data Package ID: *VL0809141-1*

GC/MS Volatiles

Method SW8260_25B

Laboratory Control Sample and Laboratory Control Sample Duplicate

Lab Name: **Paragon Analytics**
Work Order Number: 0809141
Client Name: URS
ClientProject ID: Prather Phase 1 Investigation

Surrogate Recovery LCS/LCSD

CASNO	Target Analyte	Spike Added	LCS % Rec.	LCS Flag	LCSD % Rec.	LCSD Flag	Control Limits
460-00-4	4-BROMOFLUOROBENZENE	25	101		99		78 - 129
1868-53-7	DIBROMOFLUOROMETHANE	25	97		99		80 - 124
2037-26-5	TOLUENE-D8	25	101		99		81 - 119

Data Package ID: *VL0809141-1*

Prep Batch ID: VL080919-4

Start Date: 09/19/08
Start Time: 8:49
Prep Analyst: Steven D. White

End Date: 09/19/08
End Time: 14:03

Concentration Method: NONE
Extract Method: SW5030C
Initial Volume Units: ml
Final Volume Units: ml

Batch Created By: sdw
Date Created: 09/19/08
Time Created: 10:40
Validated By: sdw
Date Validated: 09/19/08
Time Validated: 14:12

Comments:

10ml un-htd waters; insufficient sample for MS/MSD

QC Batch ID: VL080919-4-1

Lab ID	QC Type	Field ID	Matrix	Date Collected	Initial Wt/Vol	Final Wt/Vol	Cleanup Method	Cleanup DF	Order Number
VL080919-4	MB	XXXXXX	WATER	XXXXXX	10	10	NONE	1	0809141
VL080919-4	LCS	XXXXXX	WATER	XXXXXX	10	10	NONE	1	0809141
VL080919-4	LCSD	XXXXXX	WATER	XXXXXX	10	10	NONE	1	0809141
0809125-1	SMP	XXXXXX	WATER	XXXXXX	10	10	NONE	1	0809125
0809125-2	SMP	XXXXXX	WATER	XXXXXX	10	10	NONE	1	0809125
0809141-1	SMP	PS-MW02D	WATER	9/17/2008	10	10	NONE	1	0809141
0809141-2	SMP	PS-MW02S	WATER	9/17/2008	10	10	NONE	1	0809141
0809141-3	SMP	Trip Blank	WATER	9/18/2008	10	10	NONE	1	0809141

QC Types

CAR	Carrier reference sample	DUP	Laboratory Duplicate
LCS	Laboratory Control Sample	LCSD	Laboratory Control Sample Duplicate
MB	Method Blank	MS	Laboratory Matrix Spike
MSD	Laboratory Matrix Spike Duplicate	REP	Sample replicate
SMP	Field Sample	SYS	Sample Yield Spike

5A

Volatile Organic GC/MS Tuning And Mass Calibration--Bromofluorobenzene (BFB)

Lab Name: **Paragon Analytics**
Work Order Number: 0809141
Client Name: URS
ClientProject ID: Prather Phase 1 Investigation

BFB Injection Date: 9/16/2008
BFB Injection Time: 14:28
Instrument ID: HPV4

Reported on: Wednesday, September 24, 2008

Level: Low **Column:** CAP **FileID:** D23994

m/e	Ion Abundance Criteria SW8260_25	% Relative Abundance
50	15.0 - 40.0 percent of mass 95	21.8
75	30.0 - 60.0 percent of mass 95	52.3
95	Base peak, 100 percent of relative abundance	100
96	5.0 - 9.0 percent of mass 95	7.4
173	Less than 2.0 percent of mass 174	0
174	Greater than 50.0 percent of mass 95	79.7
175	5.0 - 9.0 percent of mass 174	7.5
176	Greater than 95.0 percent < 101.0 percent of mass 174	96
177	5.0 - 9.0 percent of mass 176	6.4

THIS TUNE APPLIES TO THE FOLLOWING SAMPLES, MS/MSD, BLANKS, AND STANDARDS:

Client Sample ID	Lab Sample ID	Lab File ID	Date Analyzed	Time Analyzed	QC BatchID
XXXXXXX	VOC_0.5ppbCSTD	D23996	9/16/2008	15:03	VL080916-4A
XXXXXXX	VOC_1ppbCSTD	D23997	9/16/2008	15:27	VL080916-4A
XXXXXXX	VOC_2ppbCSTD	D23998	9/16/2008	15:50	VL080916-4A
XXXXXXX	VOC_5ppbCSTD	D23999	9/16/2008	16:13	VL080916-4A
XXXXXXX	VOC_10ppbCSTD	D24000	9/16/2008	16:36	VL080916-4A
XXXXXXX	VOC_15ppbCSTD	D24002	9/16/2008	17:23	VL080916-4A
XXXXXXX	VOC_20ppbCSTD	D24004	9/16/2008	18:09	VL080916-4A
XXXXXXX	VOC_35ppbCSTD	D24006	9/16/2008	18:56	VL080916-4A
XXXXXXX	VOC_50ppbCSTD	D24009	9/16/2008	20:05	VL080916-4A
XXXXXXX	VL080916-4ICV	D24013	9/16/2008	21:38	VL080916-4A

Data Package ID: *VL0809141-1*

5A

Volatile Organic GC/MS Tuning And Mass Calibration--Bromofluorobenzene (BFB)

Lab Name: **Paragon Analytics**
Work Order Number: 0809141
Client Name: URS
ClientProject ID: Prather Phase 1 Investigation

BFB Injection Date: 9/19/2008
BFB Injection Time: 8:49
Instrument ID: HPV4

Reported on: Wednesday, September 24, 2008

Level: Low **Column:** CAP **FileID:** D24038

m/e	Ion Abundance Criteria SW8260_25B	% Relative Abundance
50	15.0 - 40.0 percent of mass 95	20
75	30.0 - 60.0 percent of mass 95	50.3
95	Base peak, 100 percent of relative abundance	100
96	5.0 - 9.0 percent of mass 95	7.1
173	Less than 2.0 percent of mass 174	0
174	Greater than 50.0 percent of mass 95	75.2
175	5.0 - 9.0 percent of mass 174	7.1
176	Greater than 95.0 percent < 101.0 percent of mass 174	96.2
177	5.0 - 9.0 percent of mass 176	6.5

THIS TUNE APPLIES TO THE FOLLOWING SAMPLES, MS/MSD, BLANKS, AND STANDARDS:

Client Sample ID	Lab Sample ID	Lab File ID	Date Analyzed	Time Analyzed	QC BatchID
XXXXXXX	VL080919-4LCS	D24040	9/19/2008	9:24	VL080919-4-1
XXXXXXX	CCV1CCV	D24040	9/19/2008	9:24	VL080919-4A
XXXXXXX	VL080919-4LCSD	D24041	9/19/2008	9:47	VL080919-4-1
XXXXXXX	VL080919-4MB	D24043	9/19/2008	10:34	VL080919-4-1
Trip Blank	0809141-3	D24048	9/19/2008	12:30	VL080919-4-1
PS-MW02S	0809141-2	D24049	9/19/2008	12:54	VL080919-4-1
PS-MW02D	0809141-1	D24050	9/19/2008	13:17	VL080919-4-1
XXXXXXX	0809125-2	D24051	9/19/2008	13:40	VL080919-4-1
XXXXXXX	0809125-1	D24052	9/19/2008	14:03	VL080919-4-1

Data Package ID: *VL0809141-1*

Calibration ID: 091608W
Instrument ID: HPV4
Calibration Date: 9/16/2008

Paragon Analytics

Initial Calibration Report

Analyte	FileName: D23996.D	D23997.D	D23998.D	D23999.D	D24000.D	D24002.D	D24004.D	D24006.D	D24009.D	AvgR	%RSD		Curve Type	Higher Order Equation Corr	QuadTerm	LinearTerm	ConstTerm
	Cal LVL ID: 0.5	1	2	5	10	15	20	35	50								
fluorobenzene												ISTD	AvgRF				
dichlorodifluoromethane	0.4659	0.5352	0.5249	0.5421	0.5806	0.5766	0.5393	0.5873	0.5627	0.5461	6.84		AvgRF				
chloromethane	0.8927	0.8513	0.8545	0.8382	0.8729	0.8317	0.7565	0.7721	0.7208	0.8212	7.06	SPCC	AvgRF				
vinyl chloride	0.6531	0.6385	0.6391	0.6607	0.6824	0.6739	0.6127	0.6292	0.5969	0.6430	4.33	CCC	AvgRF				
bromomethane	0.4413	0.3834	0.3505	0.3336	0.3343	0.3448	0.3216	0.3312	0.3119	0.3503	11.33		AvgRF				
chloroethane	0.3032	0.2998	0.2836	0.2765	0.2879	0.2953	0.2774	0.2907	0.2812	0.2884	3.33		AvgRF				
trichlorofluoromethane	0.3902	0.4492	0.4480	0.4437	0.4637	0.4762	0.4266	0.4771	0.4704	0.4495	6.19		AvgRF				
ethanol					NA												
acrolein	0.0177	0.0204	0.0204	0.0212	0.0214	0.0232	0.0210	0.0223	0.0208	0.0209	7.27		AvgRF				
1,1,2-trichloro-1,2,2-trifluoroethane	0.1856	0.2263	0.2373	0.2197	0.2390	0.2361	0.2218	0.2432	0.2441	0.2281	8.00		AvgRF				
1,1-dichloroethene	0.3211	0.3161	0.2796	0.2848	0.2879	0.3092	0.2802	0.3008	0.2959	0.2973	5.21	CCC	AvgRF				
acetone	—	0.0110	0.0128	0.0117	0.0097	0.0111	0.0093	0.0100	0.0088	0.0105	12.77		AvgRF				
iodomethane	0.4224	0.4389	0.4625	0.4539	0.4723	0.4999	0.4708	0.4970	0.4858	0.4668	5.60		AvgRF				
carbon disulfide	1.1026	1.1172	1.0880	1.1097	1.1280	1.1836	1.0941	1.1576	1.1213	1.1225	2.74		AvgRF				
allyl chloride	0.4342	0.3793	0.3872	0.3559	0.3460	0.3655	0.3403	0.3560	0.3480	0.3680	7.94		AvgRF				
acetonitrile	0.0384	0.0419	0.0384	0.0348	0.0348	0.0361	0.0316	0.0332	0.0299	0.0355	10.51		AvgRF				
methylene chloride	—	0.6632	0.4820	0.3698	0.3533	0.3559	0.3270	0.3370	0.3239	0.4015	29.18		linear	0.9992		0.320041	0.013555
tert-butanol					NA												
methyl tertiary butyl ether	0.5703	0.5736	0.5819	0.5749	0.5827	0.6246	0.5802	0.6103	0.5851	0.5871	3.10		AvgRF				
trans-1,2-dichloroethene	0.3164	0.3275	0.3059	0.3101	0.3153	0.3324	0.3107	0.3301	0.3242	0.3192	3.02		AvgRF				
acrylonitrile	0.0562	0.0571	0.0582	0.0586	0.0567	0.0603	0.0565	0.0582	0.0542	0.0573	3.02		AvgRF				
isopropyl ether	1.0465	1.0292	1.0041	1.0594	1.0652	1.1276	1.0657	1.0935	1.0625	1.0615	3.33		AvgRF				
vinyl acetate	0.3829	0.3994	0.3887	0.3947	0.3946	0.4188	0.3852	0.3946	0.3836	0.3914	3.70		AvgRF				
1,1-dichloroethane	0.6238	0.6352	0.6237	0.6171	0.6378	0.6627	0.6240	0.6503	0.6413	0.6351	2.32	SPCC	AvgRF				
chloroprene	0.4100	0.4005	0.3961	0.4060	0.4368	0.4749	0.4573	0.4848	0.4853	0.4391	8.49		AvgRF				
ethyl tert-butyl ether	0.7784	0.7823	0.8030	0.8144	0.8328	0.8811	0.8366	0.8650	0.8427	0.8262	4.25		AvgRF				
2,2-dichloropropane	0.5708	0.4920	0.4780	0.4395	0.4456	0.4648	0.4226	0.4352	0.4151	0.4626	10.32		AvgRF				
2-butanone	0.0728	0.0642	0.0622	0.0597	0.0587	0.0646	0.0556	0.0607	0.0536	0.0613	9.18		AvgRF				
cis-1,2-dichloroethene	0.3483	0.3450	0.3502	0.3428	0.3477	0.3596	0.3430	0.3579	0.3590	0.3504	1.94		AvgRF				
propionitrile	0.0165	0.0177	0.0179	0.0182	0.0176	0.0192	0.0160	0.0183	0.0158	0.0175	6.42		AvgRF				
methacrylonitrile	0.3291	0.2901	0.2813	0.2619	0.2533	0.2633	0.2320	0.2523	0.2269	0.2656	11.80		AvgRF				
bromochloromethane	0.1218	0.1212	0.1306	0.1310	0.1327	0.1408	0.1335	0.1401	0.1372	0.1321	5.33		AvgRF				
chloroform	0.5548	0.5685	0.5515	0.5609	0.5720	0.6011	0.5663	0.5881	0.5889	0.5724	2.95	CCC	AvgRF				
dibromofluoromethane	0.2382	0.2393	0.2390	0.2405	0.2390	0.2415	0.2430	0.2431	0.2442	0.2409	0.90	SUR	AvgRF				
1,1,1-trichloroethane	0.4259	0.4695	0.4463	0.4596	0.4893	0.5086	0.4753	0.5101	0.5103	0.4772	6.32		AvgRF				
carbon tetrachloride	0.4205	0.4186	0.3915	0.4025	0.4128	0.4378	0.4085	0.4371	0.4409	0.4189	4.08		AvgRF				
1,1-dichloropropene	0.4288	0.4224	0.4227	0.4286	0.4469	0.4667	0.4398	0.4649	0.4639	0.4427	4.18		AvgRF				
1,2-dichloroethane-d4	0.2367	0.2390	0.2348	0.2383	0.2419	0.2468	0.2407	0.2408	0.2285	0.2386	2.14	SUR	AvgRF				
isobutyl alcohol	0.0151	0.0159	0.0159	0.0160	0.0157	0.0166	0.0147	0.0163	0.0150	0.0157	4.01		AvgRF				
tert-amyl methyl ether	0.6433	0.7457	0.6777	0.6779	0.6768	0.7331	0.6846	0.7236	0.7031	0.6962	4.71		AvgRF				
benzene	1.4298	1.3789	1.3535	1.3437	1.3719	1.4016	1.3427	1.3894	1.3889	1.3778	2.08		AvgRF				
1,2-dichloroethane	0.3166	0.3363	0.3213	0.3286	0.3290	0.3474	0.3236	0.3364	0.3249	0.3293	2.85		AvgRF				
trichloroethene	0.3283	0.3274	0.3098	0.3115	0.3227	0.3341	0.3169	0.3296	0.3290	0.3233	2.66		AvgRF				
1,2-dichloropropane	0.3462	0.3433	0.3370	0.3384	0.3367	0.3578	0.3373	0.3498	0.3453	0.3435	2.07	CCC	AvgRF				
methyl methacrylate	0.0901	0.0958	0.0989	0.1035	0.1039	0.1128	0.1045	0.1158	0.1069	0.1036	7.70		AvgRF				
1,4-dioxane					NA												
dibromomethane	0.1436	0.1379	0.1507	0.1521	0.1507	0.1599	0.1479	0.1556	0.1492	0.1497	4.27		AvgRF				
bromodichloromethane	0.3758	0.3882	0.3725	0.3961	0.3942	0.4260	0.3935	0.4187	0.4151	0.3980	4.78		AvgRF				
2-chloroethyl vinyl ether	0.1123	0.1068	0.1149	0.1219	0.1223	0.1362	0.1252	0.1348	0.1270	0.1224	8.05		AvgRF				
cis-1,3-dichloropropene	0.4781	0.4979	0.4891	0.5045	0.5007	0.5304	0.4882	0.5161	0.5002	0.5006	3.11		AvgRF				
4-methyl-2-pentanone	0.1473	0.1495	0.1489	0.1550	0.1523	0.1685	0.1489	0.1622	0.1472	0.1533	4.84		AvgRF				
chlorobenzene-d5												ISTD	AvgRF				
toluene-d8	1.2815	1.2775	1.2355	1.2410	1.2265	1.2036	1.1842	1.1539	1.1240	1.2142	4.38	SUR	AvgRF				
toluene	1.8786	1.8070	1.7576	1.7816	1.7851	1.8298	1.6674	1.6996	1.6815	1.7654	4.02	CCC	AvgRF				
ethyl methacrylate	0.2431	0.2534	0.2599	0.2734	0.2833	0.3117	0.2829	0.3060	0.2878	0.2779	8.28		AvgRF				
trans-1,3-dichloropropene	0.5405	0.5116	0.5148	0.5229	0.5148	0.5493	0.4895	0.5063	0.4832	0.5148	4.14		AvgRF				
1,1,2-trichloroethane	0.2246	0.2242	0.2426	0.2378	0.2284	0.2417	0.2126	0.2208	0.2099	0.2270	5.24		AvgRF				
tetrachloroethene	0.3034	0.3334	0.3026	0.3134	0.3159	0.3243	0.2914	0.3047	0.3054	0.3105	4.09		AvgRF				
2-hexanone	0.1244	0.1199	0.1251	0.1311	0.1251	0.1420	0.1177	0.1276	0.1155	0.1254	6.31		AvgRF				
1,3-dichloropropane	0.4801	0.4623	0.4531	0.4785	0.4708	0.4982	0.4418	0.4581	0.4369	0.4644	4.22		AvgRF				
dibromochloromethane	0.2720	0.2947	0.3088	0.3199	0.3298	0.3533	0.3094	0.3340	0.3259	0.3164	7.49		AvgRF				
1,2-dibromoethane	0.2503	0.2406	0.2406	0.2513	0.2458	0.2582	0.2311	0.2455	0.2346	0.2442	3.48		AvgRF				
1-chlorohexane	0.5488	0.5313	0.5256	0.5432	0.5628	0.5989	0.5361	0.5779	0.5733	0.5553	4.41		AvgRF				
chlorobenzene	1.1442	1.1446	1.1398	1.1607	1.1519	1.2071	1.0977	1.1527	1.1472	1.1495	2.44	SPCC	AvgRF				
ethylbenzene	2.1337	2.0880	1.9935	2.0530	2.0730	2.1896	2.0070	2.0888	2.0776	2.0782	2.88	CCC	AvgRF				
1,1,1,2-tetrachloroethane	0.3692	0.3665	0.3635	0.3781	0.3838	0.4034	0.3664	0.3844	0.3837	0.3777	3.38		AvgRF				
m+p-xylene	0.7745	0.7720	0.7818	0.8082	0.8244	0.8755	0.8048	0.8584	0.8713	0.8190	5.00		AvgRF				
o-xylene	0.7634	0.7643	0.7563	0.8085	0.8434	0.8884	0.8124	0.8546	0.8563	0.8164	5.84		AvgRF				

Operator: TWK-sop525r12 Notes: 10mL un-heated purge (A)

mr 9/17/08

Calibration ID: 091608W
Instrument ID: HPV4
Calibration Date: 9/16/2008

Paragon Analytics

Initial Calibration Report

Analyte	FileName: / Cal LVL ID:	D23996.D 0.5	D23997.D 1	D23998.D 2	D23999.D 5	D24000.D 10	D24002.D 15	D24004.D 20	D24006.D 35	D24009.D 50	AvgR	%RSD		Curve Type	Corr	Higher Order Equation QuadTerm	LinearTerm	ConstTerm
styrene		1.0349	1.0240	1.0578	1.1782	1.2245	1.3109	1.1918	1.2798	1.2907	1.1769	9.58		AvgRF				
bromoform		0.1449	0.1289	0.1527	0.1678	0.1732	0.1898	0.1683	0.1831	0.1817	0.1656	12.01	SPCC	AvgRF				
isopropylbenzene		1.7642	1.7961	1.8258	1.9603	2.0390	2.1732	1.9870	2.0941	2.0971	1.9708	7.43		AvgRF				
1,4-dichlorobenzene-d4													ISTD	AvgRF				
4-bromofluorobenzene		0.6955	0.6818	0.6683	0.6560	0.6470	0.6423	0.6385	0.6376	0.6439	0.6568	3.15	SUR	AvgRF				
1,1,2,2-tetrachloroethane		0.5992	0.6274	0.6276	0.6348	0.6007	0.6397	0.5699	0.5904	0.5627	0.6058	4.66	SPCC	AvgRF				
trans-1,4-dichloro-2-butene		0.1691	0.1628	0.1706	0.1690	0.1535	0.1682	0.1454	0.1496	0.1429	0.1590	7.03		AvgRF				
n-propylbenzene		5.0537	4.9172	4.7714	4.8308	4.9263	5.0866	4.7737	4.9182	4.8972	4.9084	2.24		AvgRF				
1,2,3-trichloropropane		0.1375	0.1363	0.1700	0.1622	0.1564	0.1635	0.1482	0.1563	0.1536	0.1538	7.42		AvgRF				
bromobenzene		0.8939	0.8303	0.8721	0.8416	0.8485	0.8774	0.8157	0.8548	0.8520	0.8540	2.83		AvgRF				
1,3,5-trimethylbenzene		3.1821	3.0225	3.1028	3.1974	3.2627	3.3678	3.2013	3.3217	3.3611	3.2244	3.62		AvgRF				
2-chlorotoluene		2.8732	2.7429	2.6845	2.6880	2.7549	2.8723	2.7202	2.8265	2.8200	2.7758	2.67		AvgRF				
4-chlorotoluene		2.7208	2.7364	2.7438	2.7893	2.8841	3.0263	2.8427	2.9514	2.9305	2.8473	3.80		AvgRF				
tert-butylbenzene		2.8188	2.7639	2.7581	2.8178	2.9169	2.9970	2.8349	2.9526	2.9630	2.8692	3.12		AvgRF				
1,2,4-trimethylbenzene		3.0601	3.0513	3.1516	3.2304	3.3111	3.4444	3.2612	3.3989	3.4014	3.2567	4.50		AvgRF				
sec-butylbenzene		4.2087	4.3351	4.2852	4.3975	4.5924	4.7241	4.4494	4.5747	4.5952	4.4625	3.82		AvgRF				
p-isopropyltoluene		3.5867	3.4325	3.4666	3.6268	3.7652	3.8826	3.6603	3.7903	3.8115	3.6692	4.26		AvgRF				
1,3-dichlorobenzene		1.8296	1.8118	1.7591	1.8318	1.8650	1.9181	1.7824	1.8766	1.8515	1.8362	2.65		AvgRF				
1,4-dichlorobenzene		1.7604	1.7780	1.7636	1.7848	1.7611	1.8696	1.7225	1.7901	1.7691	1.7777	2.23		AvgRF				
n-butylbenzene		3.6307	3.5409	3.4831	3.7132	3.8459	3.9566	3.6996	3.7321	3.7345	3.7041	3.90		AvgRF				
1,2-dichlorobenzene		1.6521	1.6012	1.5758	1.6453	1.6603	1.7411	1.5760	1.6728	1.6364	1.6401	3.17		AvgRF				
hexachloroethane		0.6702	0.6121	0.6522	0.6231	0.6773	0.7223	0.6813	0.7050	0.7161	0.6733	5.76		AvgRF				
1,2-dibromo-3-chloropropane		—	—	0.0671	0.0702	0.0707	0.0782	0.0686	0.0725	0.0687	0.0709	5.21		AvgRF				
1,2,4-trichlorobenzene		1.0975	1.0659	1.0216	1.0805	1.1112	1.1398	1.0522	1.1147	1.0847	1.0831	3.39		AvgRF				
hexachlorobutadiene		0.4987	0.5249	0.5192	0.5256	0.5570	0.5811	0.5399	0.5492	0.5812	0.5419	5.18		AvgRF				
naphthalene		1.5683	1.5654	1.5734	1.6392	1.6608	1.7571	1.5325	1.6424	1.5500	1.6099	4.44		AvgRF				
1,2,3-trichlorobenzene		0.7354	0.6928	0.6960	0.6916	0.7487	0.7518	0.6595	0.7231	0.6837	0.7092	4.50		AvgRF				

Average RSD = 5.33

Operator: TWK-sop525r12 Notes: 10mL un-heated purge (A)

mg 9/17/08

Paragon Analytics

Initial Calibration Verification

Lab Sample ID:	VL080916-4ICV	**Calibration ID:**	091608W
Analysis Date:	9/16/2008	**Instrument ID:**	HPV4
File Name:	D24013	**Calibration Date:**	9/16/2008

		Analyte	AvgRF	CCRF	Expected Conc.	Found Conc.	%Dev. or % Drift	%Diff (Area)	RT Dev.	Curve Type
1)	ISTD	fluorobenzene						20.4	0.003	AvgRF
2)		dichlorodifluoromethane	0.5461	0.5393			-1.2		-0.002	AvgRF
3)	SPCC	chloromethane	0.8212	0.7214			-12.2		0.000	AvgRF
4)	CCC	vinyl chloride	0.6430	0.6308			-1.9		-0.004	AvgRF
5)		bromomethane	0.3503	0.3163			-9.7		0.003	AvgRF
6)		chloroethane	0.2884	0.2723			-5.6		0.004	AvgRF
7)		trichlorofluoromethane	0.4495	0.4699			4.6		0.003	AvgRF
8)		ethanol	NA				NA		0.000	
9)		acrolein	0.0209	0.0204			-2.5		-0.005	AvgRF
10)		1,1,2-trichloro-1,2,2-trifluoroethane	0.2281	0.2698			18.3		-0.002	AvgRF
11)	CCC	1,1-dichloroethene	0.2973	0.3019			1.5		-0.002	AvgRF
12)		acetone	0.0105	~~0.0145~~ 0.0090			~~37.2~~ -15.4		0.002	AvgRF
13)		iodomethane	0.4668	0.4784			2.5		-0.001	AvgRF
14)		carbon disulfide	1.1225	1.1193			-0.3		-0.004	AvgRF
15)		allyl chloride	0.3680	0.3501			-4.9		0.000	AvgRF
16)		acetonitrile	0.0355	0.0306			-13.6		-0.004	AvgRF
17)		methylene chloride			10.000	10.03	0.3		0.003	linear
18)		tert-butanol	NA				NA		0.005	
19)		methyl tertiary butyl ether	0.5871	0.5897			0.5		0.001	AvgRF
20)		trans-1,2-dichloroethene	0.3192	0.3250			1.8		0.000	AvgRF
21)		acrylonitrile	0.0573	0.0542			-5.4		0.002	AvgRF
22)		isopropyl ether	1.0615	1.0595			-0.2		-0.004	AvgRF
23)		vinyl acetate	0.3914	0.3542			-9.5		0.000	AvgRF
24)	SPCC	1,1-dichloroethane	0.6351	0.6471			1.9		0.002	AvgRF
25)		chloroprene	0.4391	0.4593			4.6		-0.005	AvgRF
26)		ethyl tert-butyl ether	0.8262	0.8297			0.4		-0.001	AvgRF
27)		2,2-dichloropropane	0.4626	0.4099			-11.4		-0.001	AvgRF
28)		2-butanone	0.0613	~~0.0871~~ 0.0544			~~42.0~~ -11.9		0.001	AvgRF
29)		cis-1,2-dichloroethene	0.3504	0.3528			0.7		0.003	AvgRF
30)		propionitrile	0.0175	0.0150			-14.1		-0.004	AvgRF
31)		methacrylonitrile	0.2656	0.2215			-16.6		-0.004	AvgRF
32)		bromochloromethane	0.1321	0.1367			3.5		-0.001	AvgRF
33)	CCC	chloroform	0.5724	0.5793			1.2		-0.003	AvgRF
35)		1,1,1-trichloroethane	0.4772	0.5059			6.0		-0.001	AvgRF
36)		carbon tetrachloride	0.4189	0.4359			4.1		-0.004	AvgRF
37)		1,1-dichloropropene	0.4427	0.4504			1.7		-0.004	AvgRF
39)		isobutyl alcohol	0.0157	0.0138			-12.2		0.000	AvgRF
40)		tert-amyl methyl ether	0.6962	0.6689			-3.9		0.000	AvgRF
41)		benzene	1.3778	1.3790			0.1		0.004	AvgRF
42)		1,2-dichloroethane	0.3293	0.3295			0.0		0.005	AvgRF
43)		trichloroethene	0.3233	0.3292			1.9		0.001	AvgRF
44)	CCC	1,2-dichloropropane	0.3435	0.3439			0.1		-0.001	AvgRF
45)		methyl methacrylate	0.1036	0.0975			-5.9		0.000	AvgRF
46)		1,4-dioxane	NA				NA		-0.005	
47)		dibromomethane	0.1497	0.1463			-2.3		-0.002	AvgRF
48)		bromodichloromethane	0.3980	0.4016			0.9		0.001	AvgRF
49)		2-chloroethyl vinyl ether	0.1224	0.1219			-0.4		-0.004	AvgRF
50)		cis-1,3-dichloropropene	0.5006	0.4949			-1.1		-0.003	AvgRF
51)		4-methyl-2-pentanone	0.1533	~~0.2379~~ 0.1486			~~55.1~~ -3.1		0.003	AvgRF
52)	ISTD	chlorobenzene-d5						22.8	0.002	AvgRF
54)	CCC	toluene	1.7654	1.7884			1.3		0.004	AvgRF
55)		ethyl methacrylate	0.2779	0.2823			1.6		0.002	AvgRF
56)		trans-1,3-dichloropropene	0.5148	0.5033			-2.2		0.003	AvgRF
57)		1,1,2-trichloroethane	0.2270	0.2203			-2.9		0.004	AvgRF
58)		tetrachloroethene	0.3105	0.3103			-0.1		0.002	AvgRF
59)		2-hexanone	0.1254	~~0.1922~~ 0.1201			~~53.3~~ -4.3		0.003	AvgRF
60)		1,3-dichloropropane	0.4644	0.4576			-1.5		-0.002	AvgRF
61)		dibromochloromethane	0.3164	0.3184			0.6		-0.002	AvgRF
62)		1,2-dibromoethane	0.2442	0.2413			-1.2		0.002	AvgRF
63)		1-chlorohexane	0.5553	0.5582			0.5		0.001	AvgRF
64)	SPCC	chlorobenzene	1.1495	1.1590			0.8		0.004	AvgRF
65)	CCC	ethylbenzene	2.0782	2.1091			1.5		0.004	AvgRF
66)		1,1,1,2-tetrachloroethane	0.3777	0.3816			1.0		0.001	AvgRF

Operator: TWK-sop525r12

m 9/17/08

Paragon Analytics

Initial Calibration Verification

Lab Sample ID:	VL080916-4ICV	**Calibration ID:**	091608W
Analysis Date:	9/16/2008	**Instrument ID:**	HPV4
File Name:	D24013	**Calibration Date:**	9/16/2008

		Analyte	AvgRF	CCRF	Expected Conc.	Found Conc.	%Dev. or % Drift	%Diff (Area)	RT Dev.	Curve Type
67)		m+p-xylene	0.8190	0.8386			2.4		-0.005	AvgRF
68)		o-xylene	0.8164	0.8415			3.1		-0.003	AvgRF
69)		styrene	1.1769	1.2072			2.6		-0.001	AvgRF
70)	SPCC	bromoform	0.1656	0.1710			3.2		0.001	AvgRF
71)		isopropylbenzene	1.9708	2.0900			6.0		0.005	AvgRF
72)	ISTD	1,4-dichlorobenzene-d4						21.6	-0.002	AvgRF
75)	SPCC	1,1,2,2-tetrachloroethane	0.6058	0.5919			-2.3		0.003	AvgRF
76)		trans-1,4-dichloro-2-butene	0.1590	0.1601			0.7		0.003	AvgRF
77)		n-propylbenzene	4.9084	4.9965			1.8		0.002	AvgRF
78)		1,2,3-trichloropropane	0.1538	0.1529			-0.6		-0.005	AvgRF
79)		bromobenzene	0.8540	0.8465			-0.9		0.005	AvgRF
80)		1,3,5-trimethylbenzene	3.2244	3.3551			4.1		-0.002	AvgRF
81)		2-chlorotoluene	2.7758	2.8542			2.8		-0.001	AvgRF
82)		4-chlorotoluene	2.8473	2.9719			4.4		0.001	AvgRF
83)		tert-butylbenzene	2.8692	2.9895			4.2		-0.002	AvgRF
84)		1,2,4-trimethylbenzene	3.2567	3.4091			4.7		-0.003	AvgRF
85)		sec-butylbenzene	4.4625	4.6548			4.3		0.003	AvgRF
86)		p-isopropyltoluene	3.6692	3.8440			4.8		0.002	AvgRF
87)		1,3-dichlorobenzene	1.8362	1.8823			2.5		0.001	AvgRF
88)		1,4-dichlorobenzene	1.7777	1.7902			0.7		-0.004	AvgRF
89)		n-butylbenzene	3.7041	3.8273			3.3		0.004	AvgRF
90)		1,2-dichlorobenzene	1.6401	1.6552			0.9		-0.002	AvgRF
91)		hexachloroethane	0.6733	0.6843			1.6		-0.002	AvgRF
92)		1,2-dibromo-3-chloropropane	0.0709	0.0671			-5.3		0.001	AvgRF
93)		1,2,4-trichlorobenzene	1.0831	1.0735			-0.9		0.005	AvgRF
94)		hexachlorobutadiene	0.5419	0.5495			1.4		0.001	AvgRF
95)		naphthalene	1.6099	1.6052			-0.3		0.002	AvgRF
96)		1,2,3-trichlorobenzene	0.7092	0.7397			4.3		-0.002	AvgRF

ICAL (source A) - Intermediate for Ketones @ 125ppm
ICV (source B) - Intermediate for Ketones @ 200ppm

MC 9/17/08

This occurance necessitated the hand calculation of CCRF & %D for ICV.

Operator: TWK-sop525r12

Paragon Analytics

Continuing Calibration Verification

Lab Sample ID:	VL080919-4CCV	**Calibration ID:**	091608W
Analysis Date:	9/19/2008	**Instrument ID:**	HPV4
File Name:	D24040	**Calibration Date:**	9/16/2008

		Analyte	AvgRF	CCRF	Expected Conc.	Found Conc.	%Dev. or % Drift	%Diff (Area)	RT Dev.	Curve Type
1)	ISTD	fluorobenzene						10.9	0.003	AvgRF
2)		dichlorodifluoromethane	0.5461	0.5232			-4.2		0.004	AvgRF
3)	SPCC	chloromethane	0.8212	0.7768			-5.4		-0.004	AvgRF
4)	CCC	vinyl chloride	0.6430	0.6509			1.2		0.002	AvgRF
5)		bromomethane	0.3503	0.3498			-0.1		0.003	AvgRF
6)		chloroethane	0.2884	0.2908			0.8		0.004	AvgRF
7)		trichlorofluoromethane	0.4495	0.4812			7.1		-0.001	AvgRF
10)		1,1,2-trichloro-1,2,2-trifluoroethane	0.2281	0.2682			17.6		0.000	AvgRF
11)	CCC	1,1-dichloroethene	0.2973	0.3039			2.2		-0.002	AvgRF
12)		acetone	0.0105	0.0101			-4.3		-0.002	AvgRF
13)		iodomethane	0.4668	0.5007			7.2		-0.001	AvgRF
14)		carbon disulfide	1.1225	1.1770			4.9		-0.004	AvgRF
17)		methylene chloride			10.000	9.77	-2.3		-0.001	linear
19)		methyl tertiary butyl ether	0.5871	0.5969			1.7		0.001	AvgRF
20)		trans-1,2-dichloroethene	0.3192	0.3224			1.0		0.000	AvgRF
23)		vinyl acetate	0.3914	0.3871			-1.1		0.000	AvgRF
24)	SPCC	1,1-dichloroethane	0.6351	0.6553			3.2		-0.002	AvgRF
27)		2,2-dichloropropane	0.4626	0.4820			4.2		-0.001	AvgRF
28)		2-butanone	0.0613	0.0616			0.5		0.001	AvgRF
29)		cis-1,2-dichloroethene	0.3504	0.3629			3.6		0.003	AvgRF
32)		bromochloromethane	0.1321	0.1369			3.6		0.005	AvgRF
33)	CCC	chloroform	0.5724	0.5973			4.3		-0.003	AvgRF
35)		1,1,1-trichloroethane	0.4772	0.5111			7.1		-0.001	AvgRF
36)		carbon tetrachloride	0.4189	0.4365			4.2		-0.004	AvgRF
37)		1,1-dichloropropene	0.4427	0.4669			5.5		-0.004	AvgRF
41)		benzene	1.3778	1.4045			1.9		0.004	AvgRF
42)		1,2-dichloroethane	0.3293	0.3401			3.3		0.005	AvgRF
43)		trichloroethene	0.3233	0.3356			3.8		0.001	AvgRF
44)	CCC	1,2-dichloropropane	0.3435	0.3575			4.1		-0.001	AvgRF
47)		dibromomethane	0.1497	0.1541			2.9		-0.002	AvgRF
48)		bromodichloromethane	0.3980	0.4150			4.3		0.001	AvgRF
50)		cis-1,3-dichloropropene	0.5006	0.5294			5.8		0.003	AvgRF
51)		4-methyl-2-pentanone	0.1533	0.1547			0.9		0.003	AvgRF
52)	ISTD	chlorobenzene-d5						13.0	0.002	AvgRF
54)	CCC	toluene	1.7654	1.8523			4.9		0.004	AvgRF
56)		trans-1,3-dichloropropene	0.5148	0.5402			4.9		0.003	AvgRF
57)		1,1,2-trichloroethane	0.2270	0.2324			2.4		0.004	AvgRF
58)		tetrachloroethene	0.3105	0.3269			5.3		0.002	AvgRF
59)		2-hexanone	0.1254	0.1260			0.5		-0.003	AvgRF
60)		1,3-dichloropropane	0.4644	0.4805			3.5		-0.003	AvgRF
61)		dibromochloromethane	0.3164	0.3295			4.1		-0.002	AvgRF
62)		1,2-dibromoethane	0.2442	0.2505			2.6		0.002	AvgRF
63)		1-chlorohexane	0.5553	0.6014			8.3		0.001	AvgRF
64)	SPCC	chlorobenzene	1.1495	1.2054			4.9		0.004	AvgRF
65)	CCC	ethylbenzene	2.0782	2.1692			4.4		0.004	AvgRF
66)		1,1,1,2-tetrachloroethane	0.3777	0.3925			3.9		0.001	AvgRF
67)		m+p-xylene	0.8190	0.8673			5.9		-0.005	AvgRF
68)		o-xylene	0.8164	0.8708			6.7		-0.003	AvgRF
69)		styrene	1.1769	1.2689			7.8		-0.001	AvgRF
70)	SPCC	bromoform	0.1656	0.1768			6.7		0.001	AvgRF
71)		isopropylbenzene	1.9708	2.1391			8.5		0.005	AvgRF
72)	ISTD	1,4-dichlorobenzene-d4						12.2	-0.002	AvgRF
75)	SPCC	1,1,2,2-tetrachloroethane	0.6058	0.5997			-1.0		0.003	AvgRF
77)		n-propylbenzene	4.9084	5.1352			4.6		0.002	AvgRF
78)		1,2,3-trichloropropane	0.1538	0.1588			3.3		-0.005	AvgRF
79)		bromobenzene	0.8540	0.8701			1.9		0.005	AvgRF
80)		1,3,5-trimethylbenzene	3.2244	3.4017			5.5		-0.002	AvgRF
81)		2-chlorotoluene	2.7758	2.9103			4.8		-0.001	AvgRF
82)		4-chlorotoluene	2.8473	3.0181			6.0		0.001	AvgRF
83)		tert-butylbenzene	2.8692	3.0091			4.9		-0.002	AvgRF
84)		1,2,4-trimethylbenzene	3.2567	3.4876			7.1		0.003	AvgRF
85)		sec-butylbenzene	4.4625	4.7611			6.7		0.003	AvgRF
86)		p-isopropyltoluene	3.6692	3.8903			6.0		0.002	AvgRF

gw 9/24/08

Operator: TWK-sop525r12

Paragon Analytics

Continuing Calibration Verification

Lab Sample ID:	VL080919-4CCV	**Calibration ID:**	091608W
Analysis Date:	9/19/2008	**Instrument ID:**	HPV4
File Name:	D24040	**Calibration Date:**	9/16/2008

	Analyte	AvgRF	CCRF	Expected Conc.	Found Conc.	%Dev. or % Drift	%Diff (Area)	RT Dev.	Curve Type
87)	1,3-dichlorobenzene	1.8362	1.9204			4.6		0.001	AvgRF
88)	1,4-dichlorobenzene	1.7777	1.8383			3.4		-0.004	AvgRF
89)	n-butylbenzene	3.7041	3.9321			6.2		0.004	AvgRF
90)	1,2-dichlorobenzene	1.6401	1.6614			1.3		-0.002	AvgRF
92)	1,2-dibromo-3-chloropropane	0.0709	0.0694			-2.0		0.005	AvgRF
93)	1,2,4-trichlorobenzene	1.0831	1.1028			1.8		-0.001	AvgRF
94)	hexachlorobutadiene	0.5419	0.5465			0.9		0.001	AvgRF
95)	naphthalene	1.6099	1.5907			-1.2		0.002	AvgRF
96)	1,2,3-trichlorobenzene	0.7092	0.7193			1.4		0.004	AvgRF

Nickname Filters

8260_25
8260_25Full

gmd 9/19/08

Operator: TWK-sop525r12

8A

Volatile Internal Standard Area Summary

Lab Name: **Paragon Analytics** **Date Analyzed:** 9/19/2008
Work Order Number: 0809141 **Time Analyzed:** 9:24
Client Name: URS
ClientProject ID: Prather Phase 1 Investigation **Reported on:** Wednesday, September 24, 2008

Instrument ID: HPV4
Lab File ID: D24040

	IS1		IS2		IS3		IS4		IS5		IS6	
	Area	RT	Area	RT	Area	RT	Area	RT	Area	RT	Area	RT
12 Hour STD	502772	10.32	400357	13.29	227071	15.46						
Upper Limit	1005544	10.8	800714	13.8	454142	16						
Lower Limit	251386	9.82	200179	12.8	113536	15						
Lab Sample ID												
VL080919-4LCS	502772	10.32	400357	13.29	227071	15.46						
VL080919-4LCSD	547028	10.32	439054	13.29	247474	15.46						
VL080919-4MB	530722	10.32	403489	13.29	203888	15.46						
0809141-3	432226	10.32	331817	13.29	170511	15.46						
0809141-2	433541	10.32	320509	13.29	164984	15.46						
0809141-1	425816	10.32	321136	13.29	167623	15.46						
0809125-2	428299	10.32	321605	13.29	166584	15.46						
0809125-1	420541	10.32	321711	13.29	169329	15.46						

Shaded values exceed established area count limits.

LIMS Version: 6.195A

Upper Limit = + 100 percent of internal standard area.
Lower Limit = - 50 percent of internal standard area.

Supporting Raw Data

GCMS Volatile Instrument Run Log - HPV4
Paragon Analytics, Inc.

Sequence Name: C:\MSDCHEM\1\SEQUENCE\091608.S
Comment: HPV4 - 10mL un-htd purge - Serial Number US10451306
Data Path: C:\MSDchem\1\DATA\091608\
Operator:TWK-sop525r12 Analysis Date: 09/16/08
Istd\Surr ID's (0.77645uL): ST080916-3 \ ST080916-4 1st source Std ID's: source A ST080916-6,-7,-8,-9,-10 \ \
Logbook Number: 3096 purge time: 8 min. desorb time & temp.: 1 min. @ 190°C

Vial	DataFile	Method	Sample Name	Dil.	Samp. Amt.	RA?	pH<2?	HS?	Comment
1	D23988	091608W	BLANK	1	10mL	NO	NA	NA	
2	D23989	091608W	BLANK						
3	D23990	091608W	1ppb						
4	D23991	091608W	20ppb						
5	D23992	091608W	BLANK						
6	D23993	091608W	BLANK						
100	D23994	BFB	BFB-TUNE1		1µL				ST080912-2 injection@14:28
1	D23995	091608W	BLANK		10mL				
2	D23996	091608W	VOC_0.5ppb_CSTD						1.25mL of 20ppb to 50mL
3	D23997	091608W	VOC_1ppb_CSTD						2.5mL -
4	D23998	091608W	VOC_2ppb_CSTD						5mL -
5	D23999	091608W	VOC_5ppb_CSTD						5µL (source A) to 50mL
6	D24000	091608W	VOC_10ppb_CSTD						10µL
7	D24001	091608W	BLANK						NA
8	D24002	091608W	VOC_15ppb_CSTD						15µL
9	D24003	091608W	BLANK						NA
10	D24004	091608W	VOC_20ppb_~~CSTD~~ ISDEF 9/17/08						40µL (source A) to 100mL
11	D24005	091608W	BLANK						NA
12	D24006	091608W	VOC_35ppb_CSTD						35µL to 50mL
13	D24007	091608W	BLANK						NA
14	D24008	091608W	BLANK						NA
15	D24009	091608W	VOC_50ppb_CSTD						50µL to 50mL
16	D24010	091608W	BLANK						
17	D24011	091608W	BLANK						
18	D24012	091608W	BLANK						
19	D24013	091608W	VL080916-4ICV						ST080908-1,-2,-3,-4, ST080916-5 (10µL) to 50mL (20µL to 50mL) injection@21:38

Last Modified: Tue Sep 16 15:03:48 2008 Balance 6 Page:474

GCMS Volatile Instrument Run Log - HPV4
Paragon Analytics, Inc.

SW 9-19-08

BFB ST080912-2

QC spikes
cal - ST080916-6
gas - ST080916-7
a-9 - ST080916-8
oxy - ST080916-9
a&a - ST080916-10
2-pent - NA

Sequence Name: C:\MSDCHEM\1\SEQUENCE\091908.S
Comment: HPV4 - 10mL un-htd purge - Serial Number US10451306
Data Path: C:\MSDchem\1\DATA\091908\
Operator:TWK-sop525r12 Analysis Date: 9-19-08 SDW
Istd\Surr ID's (0.77645uL): ST080916-3 \ ST080916-4 1st source Std ID's: \
Logbook Number: 3096 purge time: 8 min. desorb time & temp.: 1.0 min. @ 190 C

Vial	DataFile	Method	Sample Name	Dil.	Samp. Amt.	RA?	pH<2?	HS?	Comment
1	D24035	091608W	BLANK	1X	10mls.	NO	NA	NA	
2	D24036	091608W	BLANK						
3	D24037	091608W	BLANK						
100	D24038	BFB	BFB-TUNE1		1µL				BFB injected @ 0849
4	D24039	091608W	BLANK		10mls.				
5	D24040	091608W	VL080919-4CCS						20µL to 100mls QC spikes (10ppb)
6	D24041	091608W	VL080919-4LCSD						
7	D24042	091608W	Blank						All<MDL
8	D24043	091608W	VL080919-4MB						
9	D24044	091608W	RU20 Frig Blank					none	
10	D24045	091608W	RU26 Frig Blank						
11	D24046	091608W	RU39 Frig Blank						
12	D24047	091608W	RU40 Frig Blank						
13	D24048	091608W	0809141-3				yes.		except acetone; All<RL
14	D24049	091608W	0809141-2						
15	D24050	091608W	0809141-1						All<RL
16	D24051	091608W	0809125-2						All<MDL
17	D24052	091608W	0809125-1						injected @ 1403
18	D24053	091608W	Blank				NA	NA	

Insufficient Sample for ms/msd

Last Modified: Fri Sep 19 14:23:27 2008 Balance 6 Page:476

Calibration Raw Data

BFB

Data File : C:\MSDchem\1\DATA\091608\Snapshot\D23994.D Vial: 100
Acq On : 16 Sep 2008 14:28 Operator: TWK-sop525
Sample : BFB-TUNE1 Inst : HPV4
Misc : 50ng 4-BFB - 1uL direct injection Multiplr: 1.00
MS Integration Params: rteint.p
Method : C:\MSDCHEM\1\METHODS\091608W.M (RTE Integrator)
Title : GCMS Volatiles (S.O.P. 525)

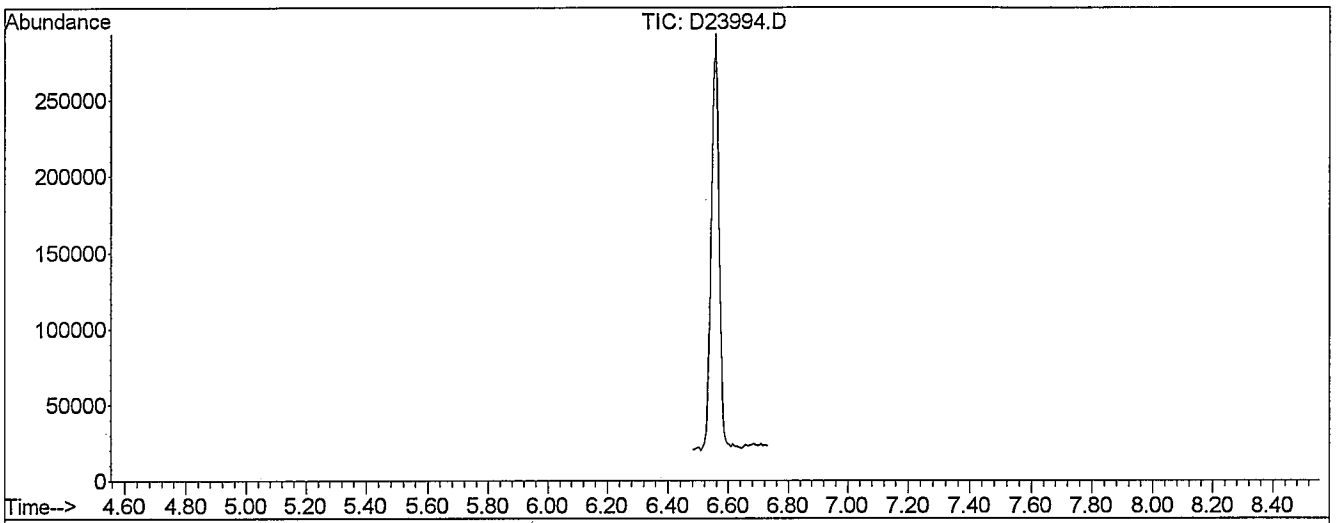

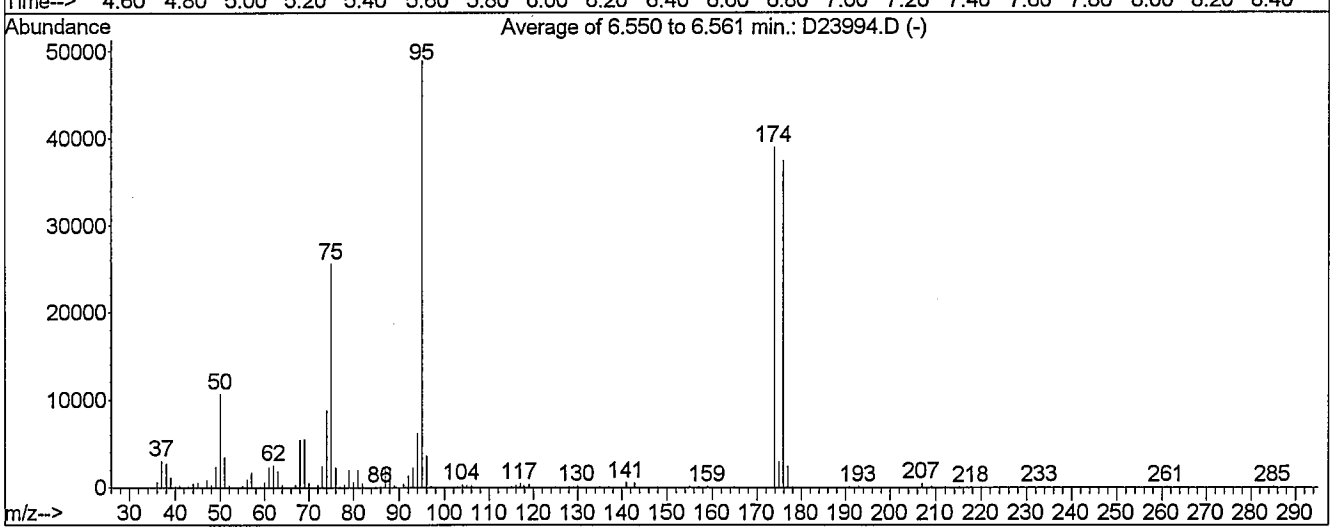

AutoFind: Scans 12, 13, 14; Background Corrected with Scan 4

Target Mass	Rel. to Mass	Lower Limit%	Upper Limit%	Rel. Abn%	Raw Abn	Result Pass/Fail
50	95	15	40	21.8	10678	PASS
75	95	30	60	52.3	25552	PASS
95	95	100	100	100.0	48874	PASS
96	95	5	9	7.4	3613	PASS
173	174	0.00	2	0.0	0	PASS
174	95	50	100	79.7	38941	PASS
175	174	5	9	7.5	2903	PASS
176	174	95	101	96.0	37376	PASS
177	176	5	9	6.4	2399	PASS

mg 9/17/08

D23994.D 091608W.M Tue Sep 16 14:35:03 2008

Quantitation Report (QT Reviewed)

Data File : C:\MSDCHEM\1\DATA\091608\D23996.D Vial: 2
Acq On : 16 Sep 2008 15:03 Operator: TWK-sop525r12
Sample : VOC_0.5ppb_CSTD Inst : HPV4
Misc : 10mL un-heated purge (A) Multiplr: 1.00
MS Integration Params: rteint.p
Quant Time: Sep 17 10:35:19 2008 Quant Results File: 091608W.RES

Quant Method : C:\MSDCHEM\1\METHODS\091608W.M (RTE Integrator)
Title : GCMS Volatiles (S.O.P. 525)
Last Update : Wed Sep 17 10:35:06 2008
Response via : Initial Calibration
DataAcq Meth : 091608W

Internal Standards	R.T.	QIon	Response	Conc	Units	Dev(Min)
1) Fluorobenzene	10.32	96	428268	25.00	ppb	0.00
52) Chlorobenzene-d5	13.29	117	321674	25.00	ppb	0.00
72) 1,4-Dichlorobenzene-d4	15.46	152	164732	25.00	ppb	0.00
System Monitoring Compounds						
34) Dibromofluoromethane	9.48	113	102020	24.69	ppb	0.00
Spiked Amount 25.000	Range 79 - 120		Recovery = 98.76%			
39) 1,2-Dichloroethane-d4	10.07	65	101392	24.78	ppb	0.00
Spiked Amount 25.000	Range 62 - 139		Recovery = 99.12%			
53) Toluene-d8	11.83	98	412233	26.57	ppb	0.00
Spiked Amount 25.000	Range 83 - 120		Recovery = 106.28%			
73) 4-Bromofluorobenzene	14.37	174	114563	26.67	ppb	0.00
Spiked Amount 25.000	Range 74 - 123		Recovery = 106.68%			

Target Compounds							Qvalue
2) Dichlorodifluoromethane	4.81	85	3991m	0.42	ppb		
3) Chloromethane	5.13	50	7646	0.55	ppb		99
4) Vinyl chloride	5.30	62	5594	0.51	ppb		89
5) Bromomethane	5.83	96	3780	0.65	ppb		80
6) Chloroethane	5.99	64	2597	0.53	ppb	#	87
7) Trichlorofluoromethane	6.22	101	3342m	0.43	ppb		
8) Ethanol	0.00	45	0	N.D.			
9) 1,1,2-Trichloro-1,2,2-trif	6.89	101	1590m	0.40	ppb		
10) Acrolein	7.28	56	1517	4.15	ppb	#	74
11) 1,1-Dichloroethene	6.89	96	2750	0.55	ppb	#	78
12) Acetone	0.00	58	0	N.D.			
13) Iodomethane	7.14	142	3618	0.45	ppb	#	87
14) Allyl Chloride	7.43	39	3719	0.60	ppb	#	73
15) tert-Butanol	0.00	59	0	N.D.			
16) Acetonitrile	8.18	41	3285m	5.46	ppb		
17) Carbon disulfide	7.01	76	9444	0.49	ppb	#	93
18) Methylene chloride	7.57	84	7815	1.14	ppb		96
19) Methyl-t-butyl ether	7.81	73	9769	0.97	ppb		95
20) trans-1,2-Dichloroethene	7.75	96	2710	0.50	ppb	#	85
21) Acrylonitrile	8.52	53	4817	4.89	ppb		85
22) Isopropyl ether	8.18	45	8964	0.49	ppb	#	95
23) Vinyl acetate	8.63	43	3280	0.49	ppb	#	78
24) Chloroprene	8.43	53	3512	0.46	ppb		95
25) 1,1-Dichloroethane	8.47	63	5343	0.49	ppb	#	91
26) Ethyl tert-butyl ether	8.59	59	6667	0.47	ppb	#	89
27) 2-Butanone	9.59	43	1558	2.43	ppb	#	90
28) 2,2-Dichloropropane	9.18	77	4889	0.64	ppb	#	58

(#) = qualifier out of range (m) = manual integration am 9/17/08

Quantitation Report (QT Reviewed)

Data File : C:\MSDCHEM\1\DATA\091608\D23996.D Vial: 2
Acq On : 16 Sep 2008 15:03 Operator: TWK-sop525r12
Sample : VOC_0.5ppb_CSTD Inst : HPV4
Misc : 10mL un-heated purge (A) Multiplr: 1.00
MS Integration Params: rteint.p
Quant Time: Sep 17 10:35:19 2008 Quant Results File: 091608W.RES

Quant Method : C:\MSDCHEM\1\METHODS\091608W.M (RTE Integrator)
Title : GCMS Volatiles (S.O.P. 525)
Last Update : Wed Sep 17 10:35:06 2008
Response via : Initial Calibration
DataAcq Meth : 091608W

	Compound	R.T.	QIon	Response	Conc Unit		Qvalue
29)	cis-1,2-Dichloroethene	9.04	96	2983	0.50 ppb		87
30)	Propionitrile	9.94	54	1417	4.71 ppb		93
31)	Methacrylonitrile	9.96	41	2819	0.64 ppb	#	62
32)	Bromochloromethane	9.26	128	1043	0.46 ppb	#	69
33)	Chloroform	9.28	83	4752	0.48 ppb		99
35)	1,1,1-Trichloroethane	9.57	97	3648	0.44 ppb	#	88
36)	Isobutyl Alcohol	9.93	43	2579	9.55 ppb		89
37)	Carbon Tetrachloride	9.50	117	3602	0.50 ppb		96
38)	1,1-Dichloropropene	9.67	75	3673	0.48 ppb		96
40)	Benzene	9.93	78	12247	0.52 ppb		98
41)	Tert-amyl methyl ether	9.95	73	5510	0.46 ppb	#	95
42)	1,2-Dichloroethane	10.13	62	2712	0.48 ppb	#	51
43)	Trichloroethene	10.49	95	2812	0.51 ppb		97
44)	Methyl methacrylate	11.08	69	772	0.43 ppb	#	28
45)	1,2-Dichloropropane	11.03	63	2965	0.50 ppb	#	87
46)	1,4-Dioxane	0.00	58	0	N.D.		
47)	Dibromomethane	10.93	93	1230	0.48 ppb		93
48)	Bromodichloromethane	11.04	83	3219	0.47 ppb	#	90
49)	2-Chloroethyl vinyl ether	11.52	63	962	0.45 ppb	#	87
50)	cis-1,3-Dichloropropene	11.64	75	4095	0.47 ppb		94
51)	4-Methyl-2-pentanone	12.17	43	3155	1.91 ppb		96
54)	Toluene	11.87	91	12086	0.54 ppb	#	98
55)	Ethyl methacrylate	12.28	69	1564	0.43 ppb	#	78
56)	trans-1,3-Dichloropropene	12.23	75	3477	0.53 ppb	#	83
57)	1,1,2-Trichloroethane	12.40	83	1445	0.49 ppb		95
58)	Tetrachloroethene	12.25	164	1952	0.49 ppb		93
59)	2-Hexanone	12.93	43	2001	1.98 ppb	#	93
60)	1,3-Dichloropropane	12.68	76	3089	0.52 ppb	#	86
61)	Dibromochloromethane	12.59	129	1750	0.42 ppb		95
62)	1,2-Dibromoethane	12.87	107	1610	0.51 ppb	#	78
63)	1-Chlorohexane	13.19	91	3531	0.49 ppb		94
64)	Chlorobenzene	13.30	112	7361	0.50 ppb	#	81
65)	Ethylbenzene	13.27	91	13727	0.52 ppb		96
66)	1,1,1,2-Tetrachloroethane	13.34	131	2375	0.49 ppb	#	95
67)	m,p-Xylene	13.40	106	9966	0.94 ppb		100
68)	o-Xylene	13.80	106	4911	0.46 ppb		98
69)	Styrene	13.84	104	6658	0.43 ppb		92
70)	Bromoform	13.92	173	932	0.43 ppb	#	94
71)	Isopropylbenzene	14.06	105	11350	0.44 ppb		98
74)	1,1,2,2-Tetrachloroethane	14.50	83	1974	0.49 ppb	#	66
75)	n-Propylbenzene	14.44	91	16650	0.52 ppb		96

(#) = qualifier out of range (m) = manual integration

Quantitation Report (QT Reviewed)

Data File : C:\MSDCHEM\1\DATA\091608\D23996.D Vial: 2
Acq On : 16 Sep 2008 15:03 Operator: TWK-sop525r12
Sample : VOC_0.5ppb_CSTD Inst : HPV4
Misc : 10mL un-heated purge (A) Multiplr: 1.00
MS Integration Params: rteint.p
Quant Time: Sep 17 10:35:19 2008 Quant Results File: 091608W.RES

Quant Method : C:\MSDCHEM\1\METHODS\091608W.M (RTE Integrator)
Title : GCMS Volatiles (S.O.P. 525)
Last Update : Wed Sep 17 10:35:06 2008
Response via : Initial Calibration
DataAcq Meth : 091608W

	Compound	R.T.	QIon	Response	Conc Unit		Qvalue
76)	Bromobenzene	14.51	156	2945	0.53 ppb		91
77)	trans-1,4-Dichloro-2-buten	14.67	53	557	0.54 ppb	#	75
78)	1,2,3-Trichloropropane	14.68	110	453	0.44 ppb	#	47
79)	1,3,5-Trimethylbenzene	14.59	105	10484	0.49 ppb		99
80)	2-Chlorotoluene	14.65	91	9466	0.52 ppb		100
81)	4-Chlorotoluene	14.80	91	8964	0.48 ppb		96
82)	tert-Butylbenzene	14.93	119	9287	0.49 ppb		97
83)	1,2,4-Trimethylbenzene	14.98	105	10082	0.47 ppb		99
84)	sec-Butylbenzene	15.09	105	13866	0.47 ppb		100
85)	p-Isopropyltoluene	15.20	119	11817	0.49 ppb		98
86)	1,3-Dichlorobenzene	15.39	146	6028	0.50 ppb	#	80
87)	1,4-Dichlorobenzene	15.47	146	5800	0.49 ppb	#	36
88)	n-Butylbenzene	15.63	91	11962	0.49 ppb		98
89)	1,2-Dichlorobenzene	15.94	146	5443	0.50 ppb		94
90)	Hexachloroethane	15.91	117	2208	0.50 ppb		94
91)	1,2-Dibromo-3-chloropropan	0.00	155	0	N.D.		
92)	1,2,4-Trichlorobenzene	17.71	180	3616	0.51 ppb		87
93)	Hexachlorobutadiene	17.58	225	1643	0.46 ppb		93
94)	Naphthalene	18.23	128	5167	0.49 ppb		100
95)	1,2,3-Trichlorobenzene	18.51	180	2423	0.52 ppb		90

(#) = qualifier out of range (m) = manual integration (+) = signals summed

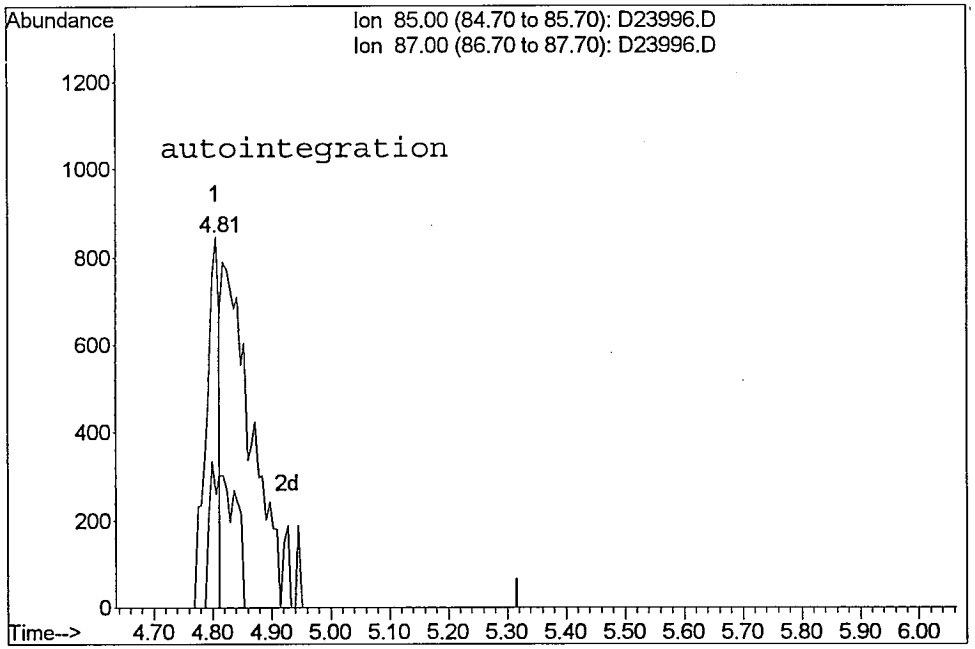

TIC: D23996.D

(2) Dichlorodifluoromethane
4.81min 0.14ppb
response 1295

Ion	Exp%	Act%
85.00	100	100
87.00	30.90	21.25#
0.00	0.00	0.00
0.00	0.00	0.00

Reason for manual re-integration?

[] missed peak assignment

[] peak saturation (detector shutdown)

[] over-integrated peak's area

[X] under-integrated peak's area

[] other (_____)

initials: m date: 9 / 17 / 08

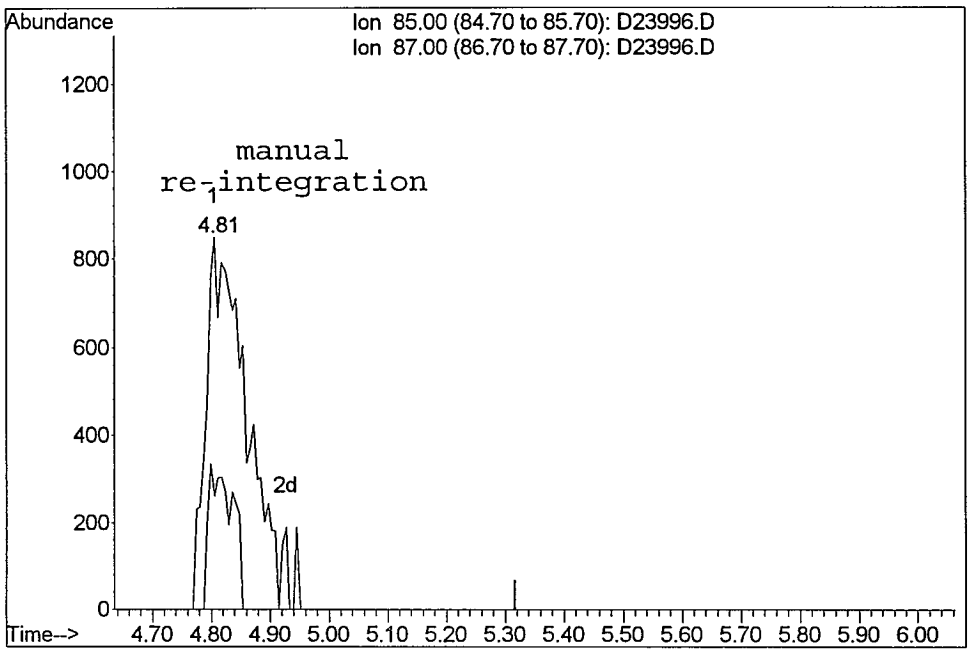

TIC: D23996.D

(2) Dichlorodifluoromethane
4.81min 0.42ppb m
response 3991

Ion	Exp%	Act%
85.00	100	100
87.00	30.90	30.70
0.00	0.00	0.00
0.00	0.00	0.00

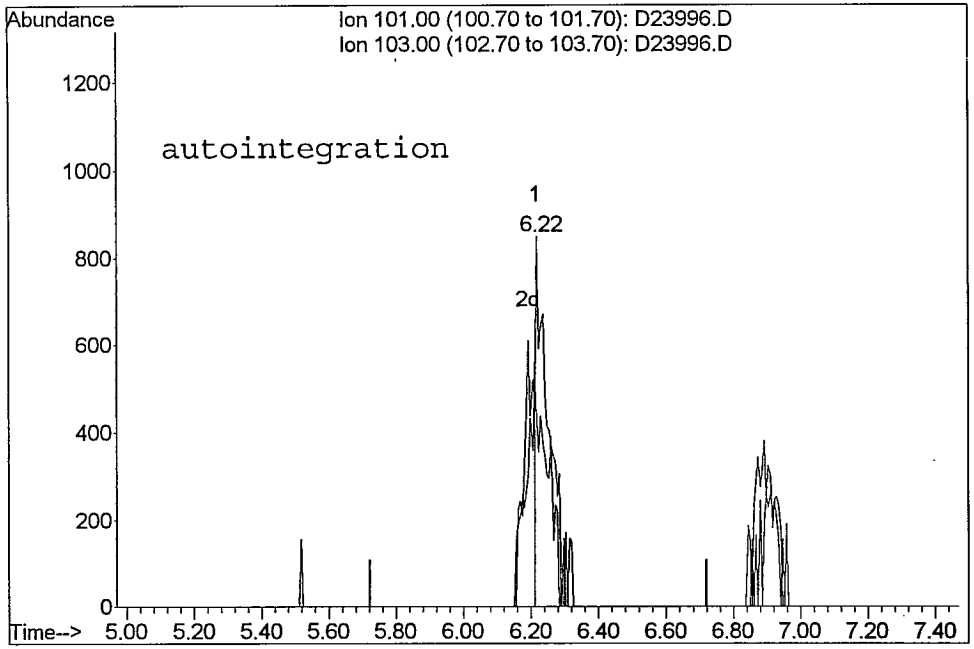

TIC: D23996.D

(7) Trichlorofluoromethane
6.22min 0.26ppb
response 2070

Ion	Exp%	Act%
101.00	100	100
103.00	65.60	11.23#
0.00	0.00	0.00
0.00	0.00	0.00

Reason for manual re-integration?

[] missed peak assignment

[] peak saturation (detector shutdown)

[] over-integrated peak's area

[X] under-integrated peak's area

[] other (_____)

initials: au date: 9/17/08

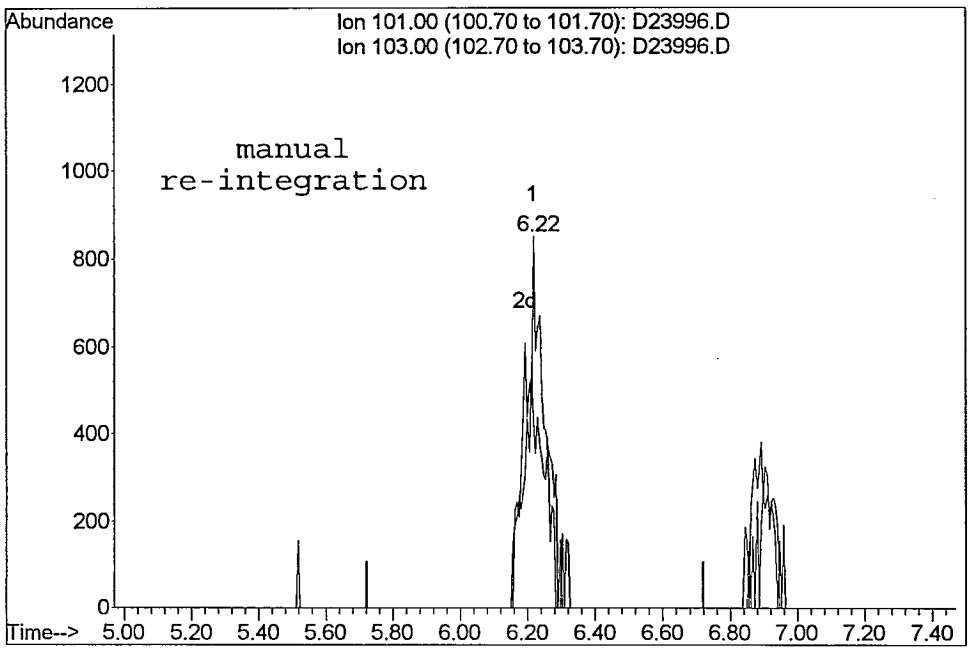

TIC: D23996.D

(7) Trichlorofluoromethane
6.22min 0.43ppb m
response 3342

Ion	Exp%	Act%
101.00	100	100
103.00	65.60	50.41#
0.00	0.00	0.00
0.00	0.00	0.00

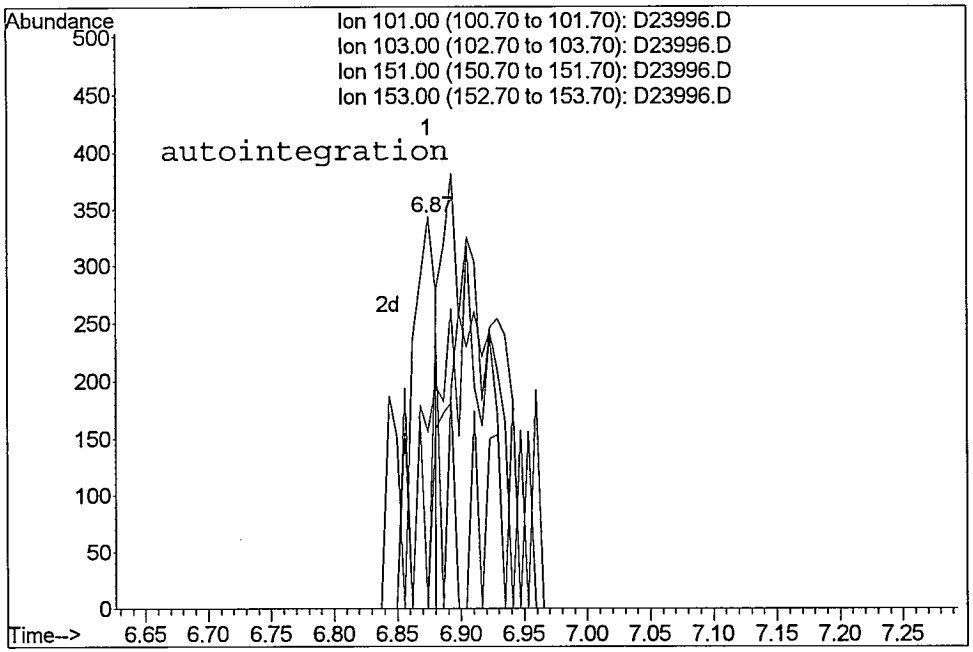

TIC: D23996.D

(9) 1,1,2-Trichloro-1,2,2-trifluoroethane
6.87min 0.10ppb
response 416

Ion	Exp%	Act%
101.00	100	100
103.00	68.60	0.00#
151.00	68.40	0.00#
153.00	42.20	0.00#

Reason for manual re-integration?

[] missed peak assignment

[] peak saturation (detector shutdown)

[] over-integrated peak's area

[X] under-integrated peak's area

[] other (_____)

initials: AM date: 9/17/08

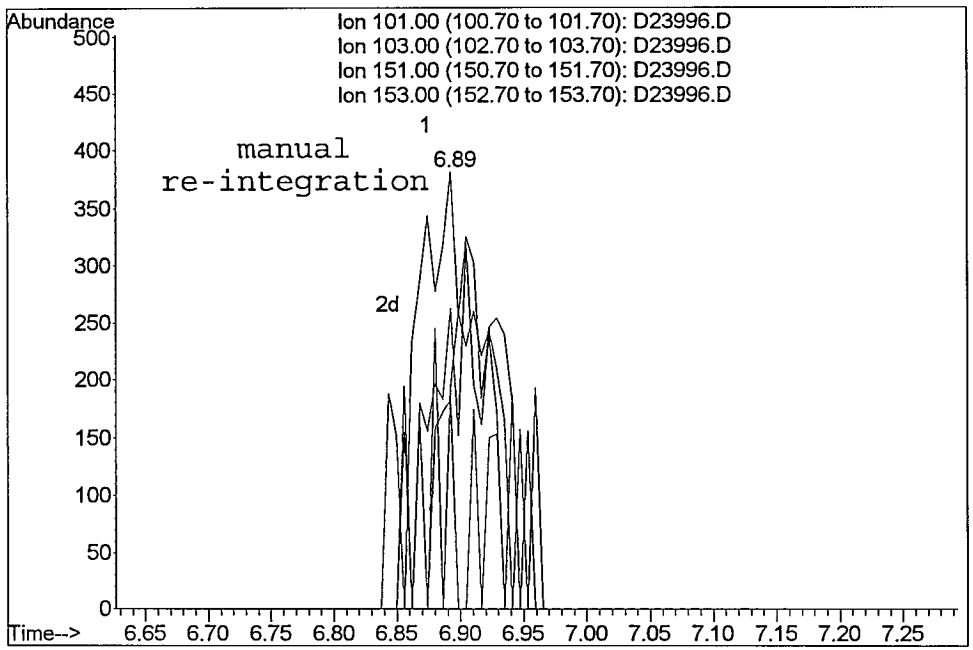

TIC: D23996.D

(9) 1,1,2-Trichloro-1,2,2-trifluoroethane
6.89min 0.40ppb m
response 1590

Ion	Exp%	Act%
101.00	100	100
103.00	68.60	50.66#
151.00	68.40	68.77
153.00	42.20	47.51

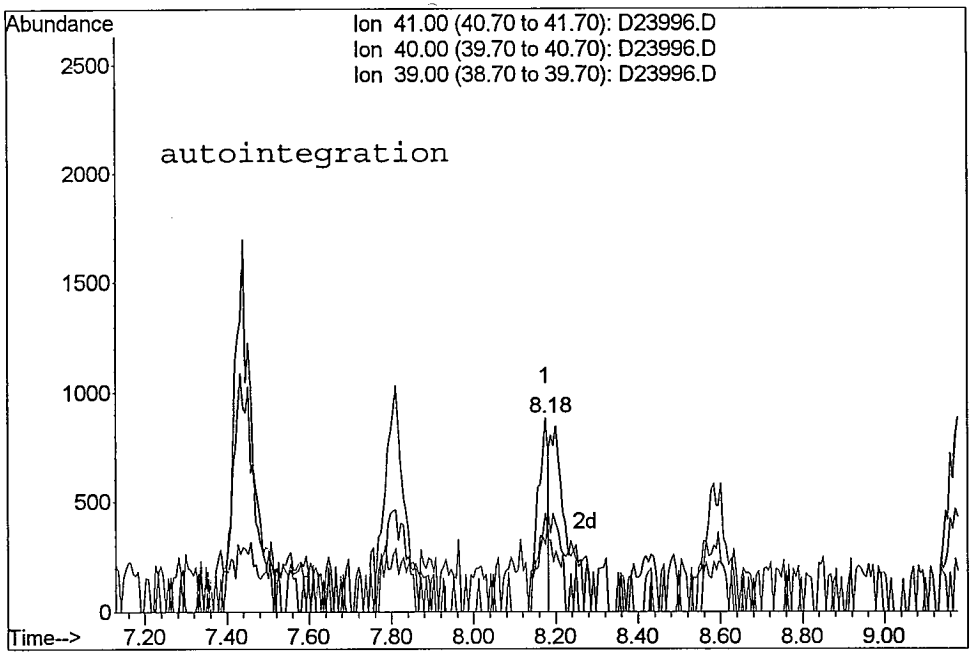

TIC: D23996.D

(16) Acetonitrile
8.18min 2.56ppb
response 1541

Ion	Exp%	Act%
41.00	100	100
40.00	24.00	0.00#
39.00	36.20	54.71#
0.00	0.00	0.00

Reason for manual re-integration?

[] missed peak assignment

[] peak saturation (detector shutdown)

[] over-integrated peak's area

[✓] under-integrated peak's area

[] other (_____)

initials: gm date: 9 / 17 / 08

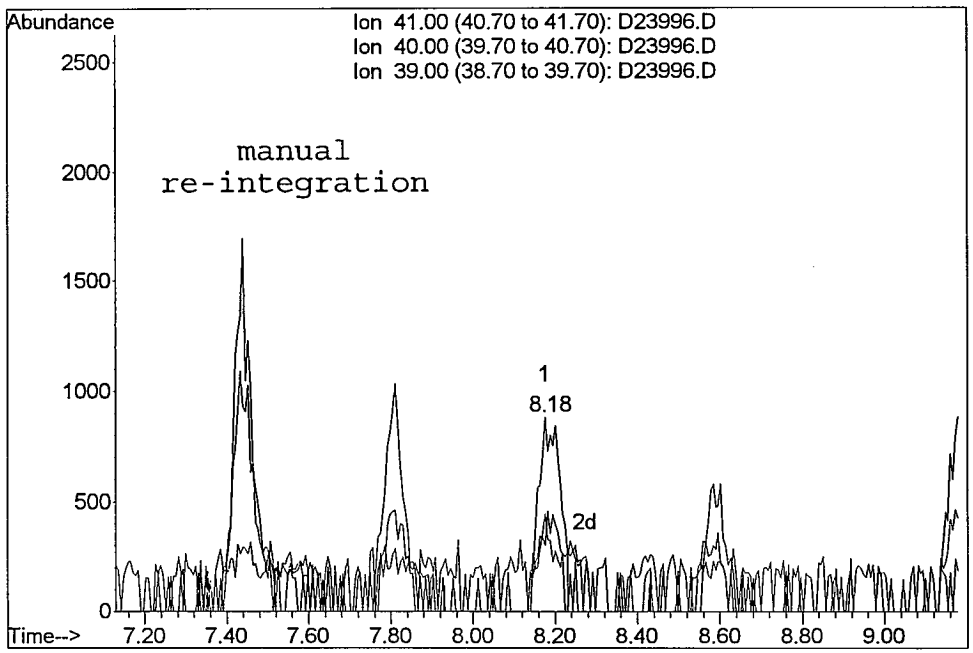

TIC: D23996.D

(16) Acetonitrile
8.18min 5.46ppb m
response 3285

Ion	Exp%	Act%
41.00	100	100
40.00	24.00	34.43#
39.00	36.20	50.74#
0.00	0.00	0.00

Quantitation Report (QT Reviewed)

Data File : C:\MSDCHEM\1\DATA\091608\D23996.D Vial: 2
Acq On : 16 Sep 2008 15:03 Operator: TWK-sop525r1
Sample : VOC_0.5ppb_CSTD Inst : HPV4
Misc : 10mL un-heated purge (A) Multiplr: 1.00
MS Integration Params: rteint.p
Quant Time: Sep 17 10:36 2008 Quant Results File: 091608W.RES

Method : C:\MSDCHEM\1\METHODS\091608W.M (RTE Integrator)
Title : GCMS Volatiles (S.O.P. 525)
Last Update : Wed Sep 17 10:35:06 2008
Response via : Initial Calibration

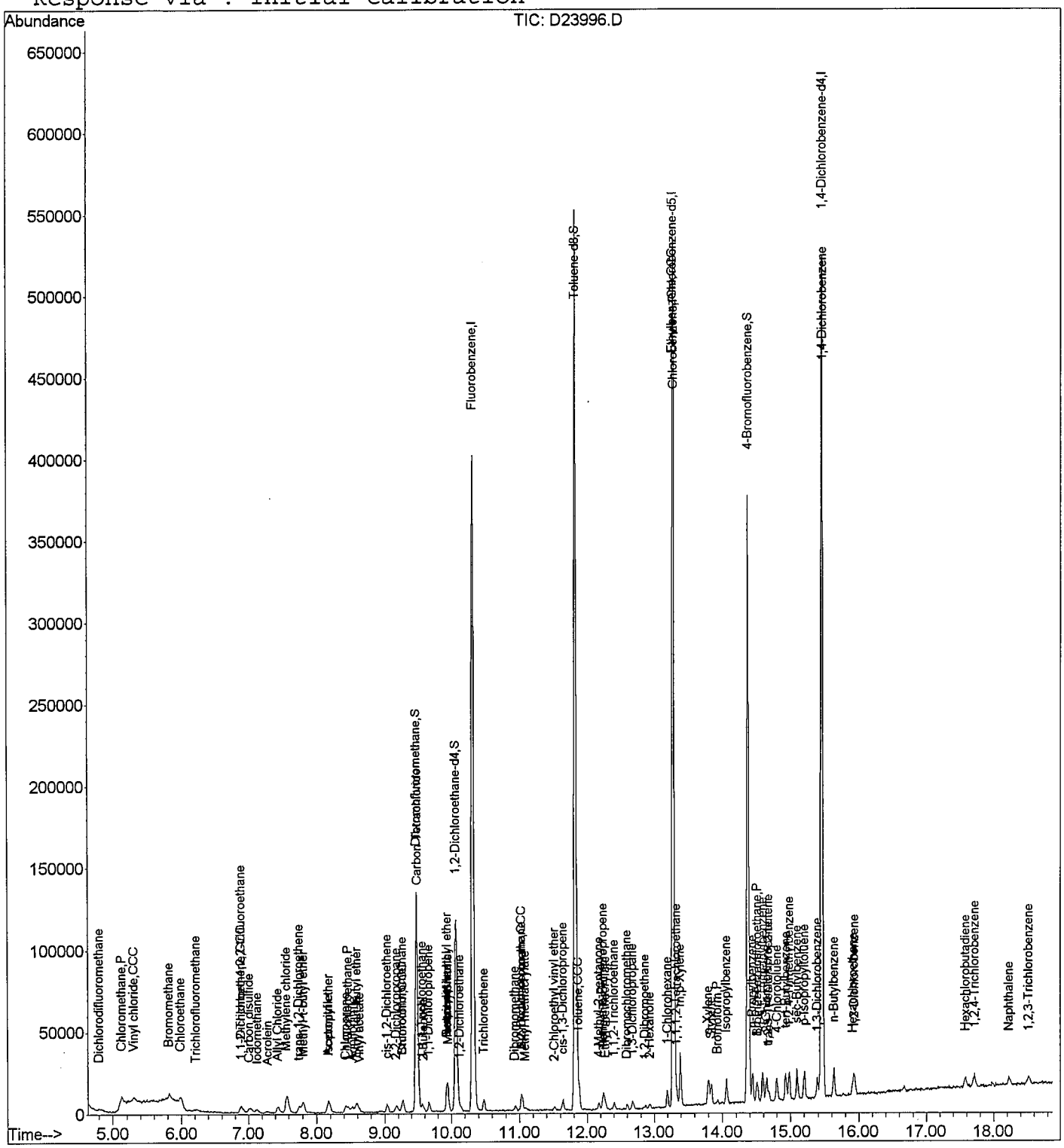

Quantitation Report (QT Reviewed)

Data File : C:\MSDCHEM\1\DATA\091608\D23997.D Vial: 3
Acq On : 16 Sep 2008 15:27 Operator: TWK-sop525r12
Sample : VOC_1ppb_CSTD Inst : HPV4
Misc : 10mL un-heated purge (A) Multiplr: 1.00
MS Integration Params: rteint.p
Quant Time: Sep 17 10:33:16 2008 Quant Results File: 091608W.RES

Quant Method : C:\MSDCHEM\1\METHODS\091608W.M (RTE Integrator)
Title : GCMS Volatiles (S.O.P. 525)
Last Update : Wed Sep 17 10:33:09 2008
Response via : Initial Calibration
DataAcq Meth : 091608W

Internal Standards	R.T.	QIon	Response	Conc	Units	Dev(Min)
1) Fluorobenzene	10.32	96	406514	25.00	ppb	0.00
52) Chlorobenzene-d5	13.29	117	312327	25.00	ppb	0.00
72) 1,4-Dichlorobenzene-d4	15.45	152	164159	25.00	ppb	0.00
System Monitoring Compounds						
34) Dibromofluoromethane	9.48	113	97264	24.77	ppb	0.00
Spiked Amount 25.000	Range 79 - 120		Recovery = 99.08%			
39) 1,2-Dichloroethane-d4	10.06	65	97170	25.02	ppb	0.00
Spiked Amount 25.000	Range 62 - 139		Recovery = 100.08%			
53) Toluene-d8	11.83	98	398994	26.71	ppb	0.00
Spiked Amount 25.000	Range 83 - 120		Recovery = 106.84%			
73) 4-Bromofluorobenzene	14.37	174	111929	26.32	ppb	0.00
Spiked Amount 25.000	Range 74 - 123		Recovery = 105.28%			

Target Compounds							Qvalue
2) Dichlorodifluoromethane	4.82	85	8702	0.96	ppb		97
3) Chloromethane	5.13	50	13842	1.06	ppb		97
4) Vinyl chloride	5.31	62	10383	0.99	ppb		94
5) Bromomethane	5.82	96	6234	1.15	ppb	#	79
6) Chloroethane	6.00	64	4875	1.05	ppb		97
7) Trichlorofluoromethane	6.22	101	7305m	0.98	ppb		
8) Ethanol	0.00	45	0	N.D.			
9) 1,1,2-Trichloro-1,2,2-trif	6.91	101	3680m	0.97	ppb		
10) Acrolein	7.28	56	3312	9.48	ppb		84
11) 1,1-Dichloroethene	6.89	96	5140	1.09	ppb	#	74
12) Acetone	7.60	58	449	4.22	ppb	#	6
13) Iodomethane	7.12	142	7105	0.92	ppb		94
14) Allyl Chloride	7.44	39	6168	1.06	ppb	#	95
15) tert-Butanol	7.82	59	617	4.88	ppb	#	1
16) Acetonitrile	8.18	41	6821	12.30	ppb		97
17) Carbon disulfide	7.03	76	18167	0.99	ppb	#	96
18) Methylene chloride	7.58	84	10784	1.82	ppb		94
19) Methyl-t-butyl ether	7.80	73	18654	1.94	ppb		97
20) trans-1,2-Dichloroethene	7.76	96	5326	1.03	ppb	#	72
21) Acrylonitrile	8.52	53	9286	9.93	ppb		98
22) Isopropyl ether	8.17	45	16736	0.96	ppb		97
23) Vinyl acetate	8.62	43	6494	1.02	ppb		97
24) Chloroprene	8.42	53	6512	0.89	ppb		99
25) 1,1-Dichloroethane	8.46	63	10328	1.00	ppb		99
26) Ethyl tert-butyl ether	8.60	59	12720	0.93	ppb	#	95
27) 2-Butanone	9.59	43	2611	4.33	ppb	#	81
28) 2,2-Dichloropropane	9.17	77	8000	1.11	ppb		99

(#) = qualifier out of range (m) = manual integration

m 9/17/08

Quantitation Report (QT Reviewed)

Data File : C:\MSDCHEM\1\DATA\091608\D23997.D Vial: 3
Acq On : 16 Sep 2008 15:27 Operator: TWK-sop525r12
Sample : VOC_1ppb_CSTD Inst : HPV4
Misc : 10mL un-heated purge (A) Multiplr: 1.00
MS Integration Params: rteint.p
Quant Time: Sep 17 10:33:16 2008 Quant Results File: 091608W.RES

Quant Method : C:\MSDCHEM\1\METHODS\091608W.M (RTE Integrator)
Title : GCMS Volatiles (S.O.P. 525)
Last Update : Wed Sep 17 10:33:09 2008
Response via : Initial Calibration
DataAcq Meth : 091608W

	Compound	R.T.	QIon	Response	Conc Unit		Qvalue
29)	cis-1,2-Dichloroethene	9.04	96	5610	0.98 ppb		92
30)	Propionitrile	9.94	54	2875	10.07 ppb		90
31)	Methacrylonitrile	9.94	41	4718	1.15 ppb	#	72
32)	Bromochloromethane	9.26	128	1971	0.90 ppb		88
33)	Chloroform	9.28	83	9244	0.99 ppb		98
35)	1,1,1-Trichloroethane	9.57	97	7634	0.97 ppb		99
36)	Isobutyl Alcohol	9.93	43	5184	20.26 ppb	#	86
37)	Carbon Tetrachloride	9.50	117	6807	1.00 ppb		93
38)	1,1-Dichloropropene	9.67	75	6868	0.94 ppb	#	83
40)	Benzene	9.94	78	22422	1.01 ppb		98
41)	Tert-amyl methyl ether	9.94	73	12125	1.07 ppb		95
42)	1,2-Dichloroethane	10.13	62	5469	1.02 ppb	#	88
43)	Trichloroethene	10.48	95	5324	1.02 ppb		87
44)	Methyl methacrylate	11.09	69	1558	0.90 ppb	#	52
45)	1,2-Dichloropropane	11.03	63	5582	1.00 ppb	#	87
46)	1,4-Dioxane	0.00	58	0	N.D.		
47)	Dibromomethane	10.94	93	2243	0.91 ppb		91
48)	Bromodichloromethane	11.04	83	6312	0.96 ppb		94
49)	2-Chloroethyl vinyl ether	11.52	63	1736	0.85 ppb	#	91
50)	cis-1,3-Dichloropropene	11.64	75	8096	0.99 ppb		97
51)	4-Methyl-2-pentanone	12.17	43	6078	3.87 ppb	#	93
54)	Toluene	11.87	91	22575	1.04 ppb		98
55)	Ethyl methacrylate	12.28	69	3166	0.88 ppb		97
56)	trans-1,3-Dichloropropene	12.23	75	6392	1.00 ppb		98
57)	1,1,2-Trichloroethane	12.40	83	2801	0.98 ppb		89
58)	Tetrachloroethene	12.25	164	4165	1.08 ppb	#	80
59)	2-Hexanone	12.93	43	3745	3.80 ppb		98
60)	1,3-Dichloropropane	12.68	76	5776	1.00 ppb		92
61)	Dibromochloromethane	12.60	129	3682	0.90 ppb		92
62)	1,2-Dibromoethane	12.87	107	3006	0.99 ppb		92
63)	1-Chlorohexane	13.20	91	6638	0.95 ppb		95
64)	Chlorobenzene	13.30	112	14299	0.99 ppb	#	81
65)	Ethylbenzene	13.27	91	26085	1.01 ppb		97
66)	1,1,1,2-Tetrachloroethane	13.34	131	4579	0.96 ppb	#	92
67)	m,p-Xylene	13.39	106	19290	1.86 ppb		98
68)	o-Xylene	13.80	106	9549	0.92 ppb		83
69)	Styrene	13.84	104	12793	0.84 ppb		98
70)	Bromoform	13.93	173	1610	0.74 ppb	#	92
71)	Isopropylbenzene	14.06	105	22439	0.89 ppb		95
74)	1,1,2,2-Tetrachloroethane	14.50	83	4120	1.04 ppb	#	94
75)	n-Propylbenzene	14.44	91	32288	1.01 ppb		100

(#) = qualifier out of range (m) = manual integration

Quantitation Report (QT Reviewed)

Data File : C:\MSDCHEM\1\DATA\091608\D23997.D Vial: 3
Acq On : 16 Sep 2008 15:27 Operator: TWK-sop525r12
Sample : VOC_1ppb_CSTD Inst : HPV4
Misc : 10mL un-heated purge (A) Multiplr: 1.00
MS Integration Params: rteint.p
Quant Time: Sep 17 10:33:16 2008 Quant Results File: 091608W.RES

Quant Method : C:\MSDCHEM\1\METHODS\091608W.M (RTE Integrator)
Title : GCMS Volatiles (S.O.P. 525)
Last Update : Wed Sep 17 10:33:09 2008
Response via : Initial Calibration
DataAcq Meth : 091608W

	Compound	R.T.	QIon	Response	Conc Unit		Qvalue
76)	Bromobenzene	14.51	156	5452	0.97 ppb		92
77)	trans-1,4-Dichloro-2-buten	14.68	53	1069	1.04 ppb	#	88
78)	1,2,3-Trichloropropane	14.69	110	895	0.86 ppb	#	43
79)	1,3,5-Trimethylbenzene	14.59	105	19847	0.93 ppb		97
80)	2-Chlorotoluene	14.65	91	18011	0.99 ppb		100
81)	4-Chlorotoluene	14.80	91	17968	0.95 ppb		95
82)	tert-Butylbenzene	14.93	119	18149	0.96 ppb		98
83)	1,2,4-Trimethylbenzene	14.98	105	20036	0.92 ppb		97
84)	sec-Butylbenzene	15.09	105	28466	0.96 ppb		100
85)	p-Isopropyltoluene	15.20	119	22539	0.92 ppb		99
86)	1,3-Dichlorobenzene	15.39	146	11897	0.98 ppb	#	84
87)	1,4-Dichlorobenzene	15.47	146	11675	1.00 ppb	#	71
88)	n-Butylbenzene	15.63	91	23251	0.95 ppb		99
89)	1,2-Dichlorobenzene	15.94	146	10514	0.97 ppb		92
90)	Hexachloroethane	15.91	117	4019	0.90 ppb		93
91)	1,2-Dibromo-3-chloropropan	16.84	155	159	0.34 ppb	#	45
92)	1,2,4-Trichlorobenzene	17.71	180	6999	0.98 ppb		98
93)	Hexachlorobutadiene	17.58	225	3447	0.95 ppb		92
94)	Naphthalene	18.23	128	10279	0.96 ppb		100
95)	1,2,3-Trichlorobenzene	18.52	180	4549	0.98 ppb		87

(#) = qualifier out of range (m) = manual integration (+) = signals summed

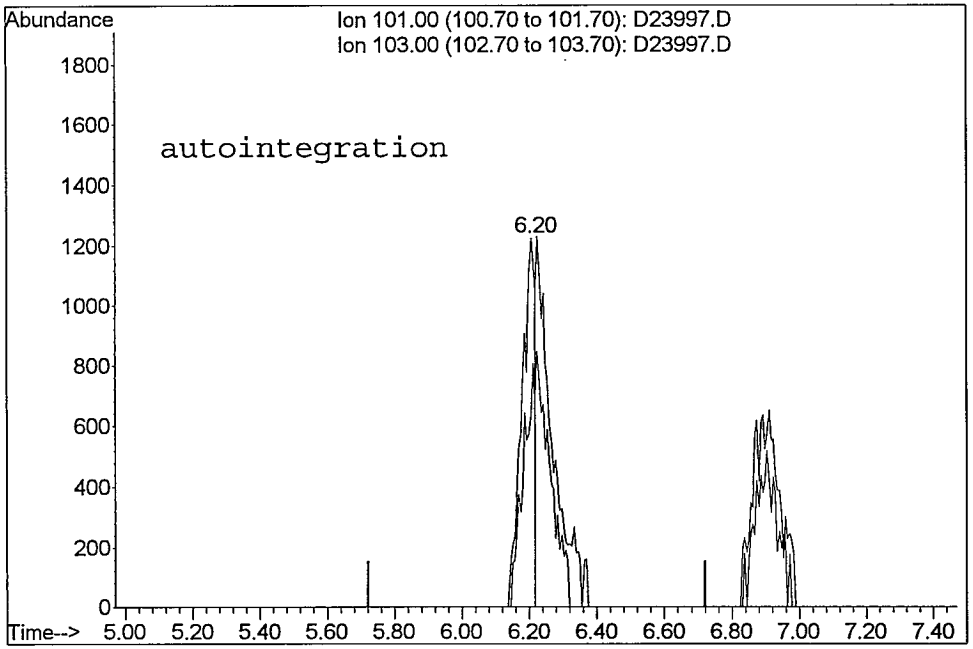

TIC: D23997.D

(7) Trichlorofluoromethane
6.20min 0.44ppb
response 3300

Ion	Exp%	Act%
101.00	100	100
103.00	65.60	40.92#
0.00	0.00	0.00
0.00	0.00	0.00

Reason for manual re-integration?

[] missed peak assignment

[] peak saturation (detector shutdown)

[] over-integrated peak's area

[X] under-integrated peak's area

[] other (_____)

initials: m date: 9/17/08

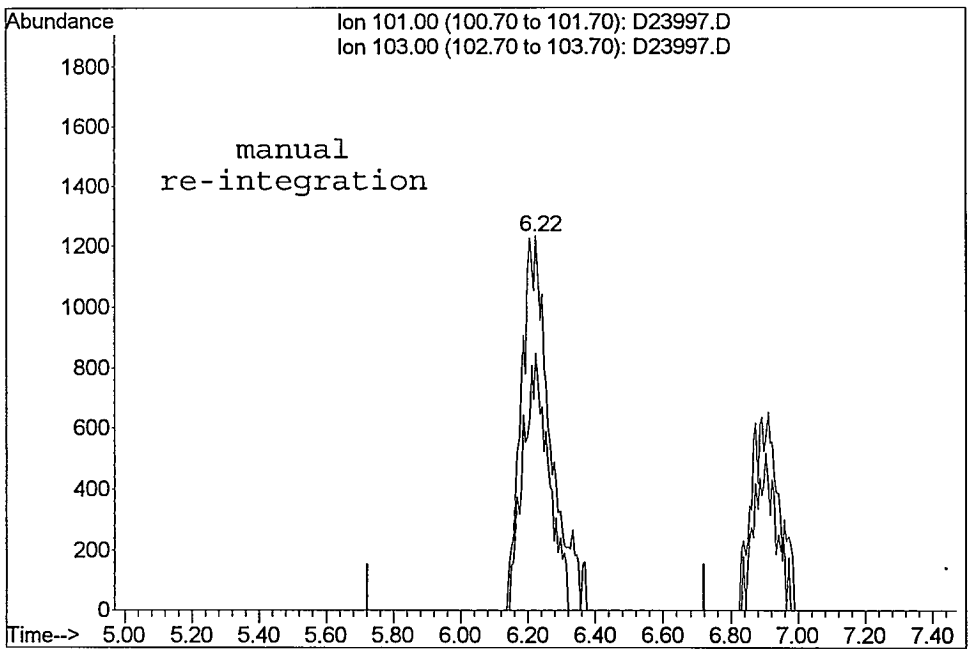

TIC: D23997.D

(7) Trichlorofluoromethane
6.22min 0.98ppb m
response 7305

Ion	Exp%	Act%
101.00	100	100
103.00	65.60	68.97
0.00	0.00	0.00
0.00	0.00	0.00

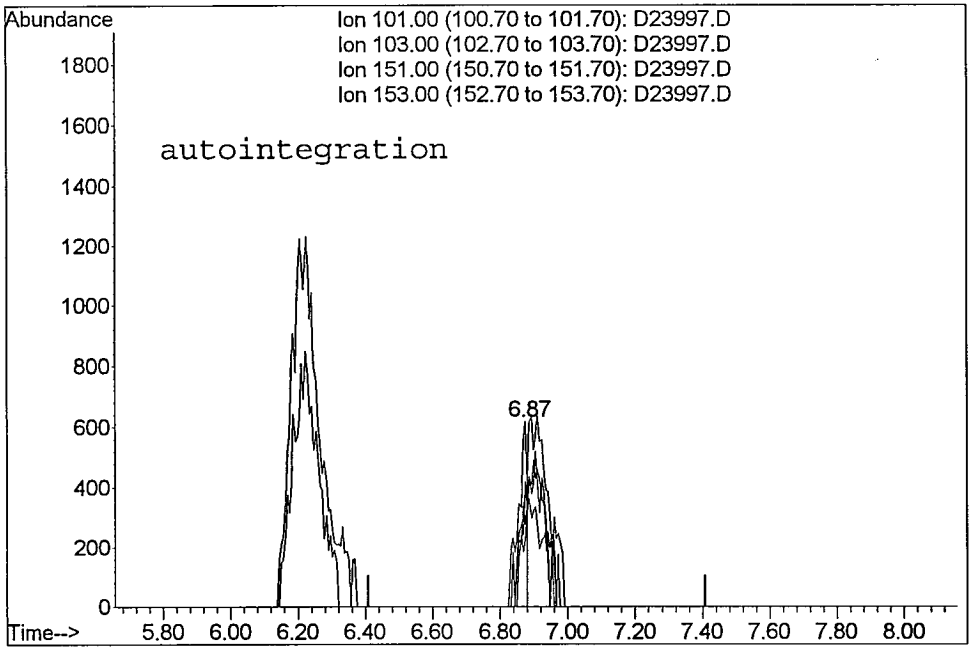

TIC: D23997.D

(9) 1,1,2-Trichloro-1,2,2-trifluoroethane
6.87min 0.30ppb
response 1134

Ion	Exp%	Act%
101.00	100	100
103.00	68.60	61.96
151.00	68.40	26.87#
153.00	42.20	15.21#

Reason for manual re-integration?

[] missed peak assignment

[] peak saturation (detector shutdown)

[] over-integrated peak's area

[X] under-integrated peak's area

[] other (_____)

initials: am date: 9 / 17 / 08

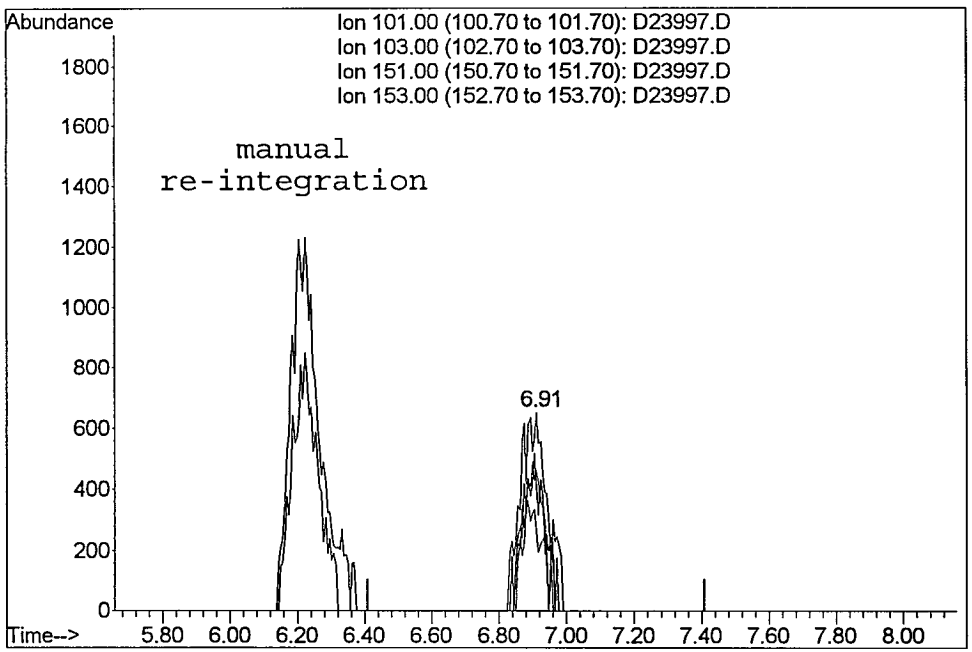

TIC: D23997.D

(9) 1,1,2-Trichloro-1,2,2-trifluoroethane
6.91min 0.97ppb m
response 3680

Ion	Exp%	Act%
101.00	100	100
103.00	68.60	63.44
151.00	68.40	70.51
153.00	42.20	41.17

Quantitation Report (QT Reviewed)

Data File : C:\MSDCHEM\1\DATA\091608\D23997.D Vial: 3
Acq On : 16 Sep 2008 15:27 Operator: TWK-sop525r1
Sample : VOC_1ppb_CSTD Inst : HPV4
Misc : 10mL un-heated purge (A) Multiplr: 1.00
MS Integration Params: rteint.p
Quant Time: Sep 17 10:33 2008 Quant Results File: 091608W.RES

Method : C:\MSDCHEM\1\METHODS\091608W.M (RTE Integrator)
Title : GCMS Volatiles (S.O.P. 525)
Last Update : Wed Sep 17 10:33:09 2008
Response via : Initial Calibration

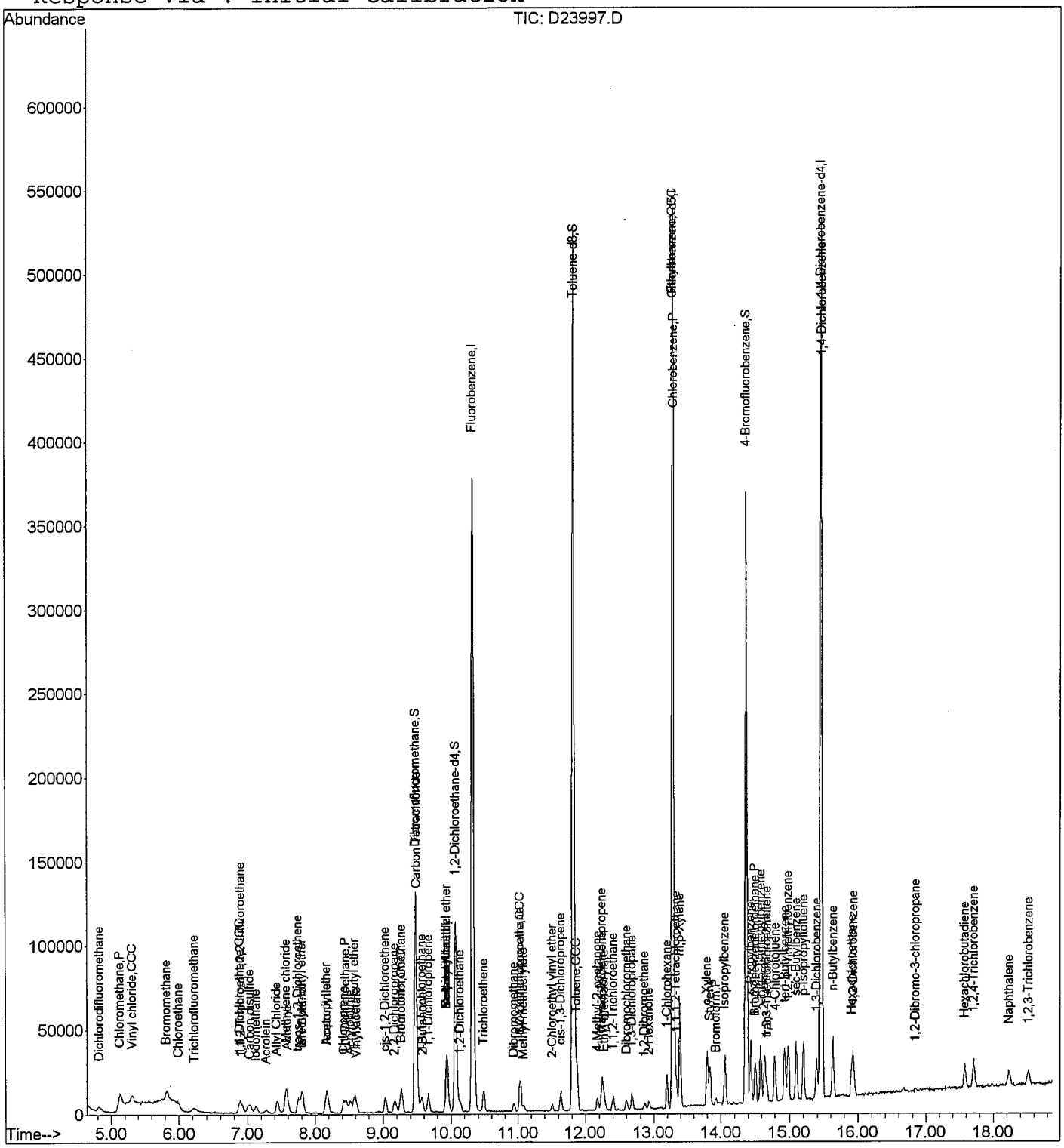

Quantitation Report (QT Reviewed)

Data File : C:\MSDCHEM\1\DATA\091608\D23998.D Vial: 4
Acq On : 16 Sep 2008 15:50 Operator: TWK-sop525r12
Sample : VOC_2ppb_CSTD Inst : HPV4
Misc : 10mL un-heated purge (A) Multiplr: 1.00
MS Integration Params: rteint.p
Quant Time: Sep 17 10:31:37 2008 Quant Results File: 091608W.RES

Quant Method : C:\MSDCHEM\1\METHODS\091608W.M (RTE Integrator)
Title : GCMS Volatiles (S.O.P. 525)
Last Update : Wed Sep 17 10:31:27 2008
Response via : Initial Calibration
DataAcq Meth : 091608W

Internal Standards	R.T.	QIon	Response	Conc	Units	Dev(Min)
1) Fluorobenzene	10.32	96	410162	25.00	ppb	0.00
52) Chlorobenzene-d5	13.29	117	319752	25.00	ppb	0.00
72) 1,4-Dichlorobenzene-d4	15.46	152	169299	25.00	ppb	0.00
System Monitoring Compounds						
34) Dibromofluoromethane	9.48	113	98013	24.70	ppb	0.00
Spiked Amount 25.000	Range 79 - 120		Recovery = 98.80%			
39) 1,2-Dichloroethane-d4	10.07	65	96291	24.51	ppb	0.00
Spiked Amount 25.000	Range 62 - 139		Recovery = 98.04%			
53) Toluene-d8	11.83	98	395053	25.98	ppb	0.00
Spiked Amount 25.000	Range 83 - 120		Recovery = 103.92%			
73) 4-Bromofluorobenzene	14.37	174	113146	25.94	ppb	0.00
Spiked Amount 25.000	Range 74 - 123		Recovery = 103.76%			

Target Compounds							Qvalue
2) Dichlorodifluoromethane	4.82	85	17225	1.86	ppb		97
3) Chloromethane	5.13	50	28039	2.14	ppb		95
4) Vinyl chloride	5.31	62	20972	1.99	ppb		97
5) Bromomethane	5.82	96	11500	2.13	ppb		93
6) Chloroethane	6.00	64	9306	1.99	ppb		96
7) Trichlorofluoromethane	6.21	101	14700m	1.95	ppb		
8) Ethanol	6.66	45	113	15.84	ppb	#	38
9) 1,1,2-Trichloro-1,2,2-trif	6.90	101	7785	2.03	ppb	#	89
10) Acrolein	7.28	56	6684	18.80	ppb		95
11) 1,1-Dichloroethene	6.89	96	9176	1.91	ppb		99
12) Acetone	7.60	58	1048	10.13	ppb		84
13) Iodomethane	7.13	142	15176	1.93	ppb		97
14) Allyl Chloride	7.44	39	12704	2.20	ppb		93
15) tert-Butanol	7.81	59	1660	13.69	ppb	#	1
16) Acetonitrile	8.18	41	12594	22.98	ppb		90
17) Carbon disulfide	7.02	76	35701	1.92	ppb		97
18) Methylene chloride	7.57	84	15817	2.80	ppb		94
19) Methyl-t-butyl ether	7.80	73	38189	3.93	ppb		98
20) trans-1,2-Dichloroethene	7.74	96	10038	1.91	ppb		94
21) Acrylonitrile	8.52	53	19100	20.27	ppb		95
22) Isopropyl ether	8.18	45	32947	1.86	ppb		96
23) Vinyl acetate	8.62	43	12754	1.98	ppb	#	78
24) Chloroprene	8.43	53	12998	1.73	ppb		93
25) 1,1-Dichloroethane	8.47	63	20467	1.95	ppb		98
26) Ethyl tert-butyl ether	8.58	59	26348	1.90	ppb		98
27) 2-Butanone	9.59	43	5102	8.46	ppb	#	93
28) 2,2-Dichloropropane	9.18	77	15686	2.19	ppb		93

(#) = qualifier out of range (m) = manual integration mr 9/17/08

Quantitation Report (QT Reviewed)

Data File : C:\MSDCHEM\1\DATA\091608\D23998.D Vial: 4
Acq On : 16 Sep 2008 15:50 Operator: TWK-sop525r12
Sample : VOC_2ppb_CSTD Inst : HPV4
Misc : 10mL un-heated purge (A) Multiplr: 1.00
MS Integration Params: rteint.p
Quant Time: Sep 17 10:31:37 2008 Quant Results File: 091608W.RES

Quant Method : C:\MSDCHEM\1\METHODS\091608W.M (RTE Integrator)
Title : GCMS Volatiles (S.O.P. 525)
Last Update : Wed Sep 17 10:31:27 2008
Response via : Initial Calibration
DataAcq Meth : 091608W

	Compound	R.T.	QIon	Response	Conc	Unit		Qvalue
29)	cis-1,2-Dichloroethene	9.03	96	11491	1.99	ppb		91
30)	Propionitrile	9.95	54	5871	20.45	ppb	#	88
31)	Methacrylonitrile	9.95	41	9230	2.27	ppb	#	82
32)	Bromochloromethane	9.26	128	4285	1.92	ppb		99
33)	Chloroform	9.28	83	18095	1.90	ppb		98
35)	1,1,1-Trichloroethane	9.56	97	14644	1.81	ppb		94
36)	Isobutyl Alcohol	9.94	43	10404	40.35	ppb	#	92
37)	Carbon Tetrachloride	9.50	117	12845	1.85	ppb		97
38)	1,1-Dichloropropene	9.66	75	13870	1.87	ppb		94
40)	Benzene	9.93	78	44412	1.97	ppb		99
41)	Tert-amyl methyl ether	9.94	73	22238	1.94	ppb		92
42)	1,2-Dichloroethane	10.13	62	10542	1.94	ppb	#	89
43)	Trichloroethene	10.49	95	10166	1.91	ppb		90
44)	Methyl methacrylate	11.08	69	3244	1.83	ppb	#	81
45)	1,2-Dichloropropane	11.03	63	11059	1.96	ppb		98
47)	Dibromomethane	10.94	93	4945	1.98	ppb		92
48)	Bromodichloromethane	11.03	83	12222	1.83	ppb		92
49)	2-Chloroethyl vinyl ether	11.51	63	3769	1.80	ppb	#	92
50)	cis-1,3-Dichloropropene	11.64	75	16050	1.93	ppb		94
51)	4-Methyl-2-pentanone	12.17	43	12217	7.65	ppb	#	98
54)	Toluene	11.87	91	44959	2.02	ppb		96
55)	Ethyl methacrylate	12.28	69	6648	1.79	ppb	#	90
56)	trans-1,3-Dichloropropene	12.23	75	13169	2.01	ppb		96
57)	1,1,2-Trichloroethane	12.40	83	6205	2.15	ppb		94
58)	Tetrachloroethene	12.26	164	7741	1.96	ppb	#	86
59)	2-Hexanone	12.93	43	8000	7.91	ppb	#	92
60)	1,3-Dichloropropane	12.68	76	11590	1.95	ppb	#	86
61)	Dibromochloromethane	12.59	129	7898	1.88	ppb		93
62)	1,2-Dibromoethane	12.87	107	6154	1.97	ppb		90
63)	1-Chlorohexane	13.20	91	13444	1.86	ppb		98
64)	Chlorobenzene	13.30	112	29156	1.98	ppb	#	90
65)	Ethylbenzene	13.27	91	50993	1.92	ppb		98
66)	1,1,1,2-Tetrachloroethane	13.34	131	9298	1.90	ppb	#	94
67)	m,p-Xylene	13.40	106	39998	3.72	ppb		94
68)	o-Xylene	13.80	106	19345	1.79	ppb		95
69)	Styrene	13.84	104	27058	1.70	ppb		95
70)	Bromoform	13.93	173	3906	1.72	ppb	#	88
71)	Isopropylbenzene	14.06	105	46703	1.77	ppb		97
74)	1,1,2,2-Tetrachloroethane	14.50	83	8500	2.09	ppb	#	95
75)	n-Propylbenzene	14.44	91	64624	1.95	ppb		99
76)	Bromobenzene	14.51	156	11811	2.06	ppb		92

(#) = qualifier out of range (m) = manual integration

Quantitation Report (QT Reviewed)

Data File : C:\MSDCHEM\1\DATA\091608\D23998.D Vial: 4
Acq On : 16 Sep 2008 15:50 Operator: TWK-sop525r12
Sample : VOC_2ppb_CSTD Inst : HPV4
Misc : 10mL un-heated purge (A) Multiplr: 1.00
MS Integration Params: rteint.p
Quant Time: Sep 17 10:31:37 2008 Quant Results File: 091608W.RES

Quant Method : C:\MSDCHEM\1\METHODS\091608W.M (RTE Integrator)
Title : GCMS Volatiles (S.O.P. 525)
Last Update : Wed Sep 17 10:31:27 2008
Response via : Initial Calibration
DataAcq Meth : 091608W

	Compound	R.T.	QIon	Response	Conc Unit		Qvalue
77)	trans-1,4-Dichloro-2-buten	14.67	53	2311	2.21 ppb	#	85
78)	1,2,3-Trichloropropane	14.69	110	2302	2.17 ppb		80
79)	1,3,5-Trimethylbenzene	14.59	105	42024	1.89 ppb		100
80)	2-Chlorotoluene	14.64	91	36358	1.93 ppb		98
81)	4-Chlorotoluene	14.79	91	37162	1.89 ppb		97
82)	tert-Butylbenzene	14.93	119	37356	1.89 ppb		96
83)	1,2,4-Trimethylbenzene	14.98	105	42685	1.89 ppb		95
84)	sec-Butylbenzene	15.09	105	58038	1.88 ppb		98
85)	p-Isopropyltoluene	15.20	119	46952	1.85 ppb		98
86)	1,3-Dichlorobenzene	15.39	146	23825	1.90 ppb	#	94
87)	1,4-Dichlorobenzene	15.47	146	23886	1.98 ppb	#	84
88)	n-Butylbenzene	15.63	91	47175	1.84 ppb		96
89)	1,2-Dichlorobenzene	15.93	146	21343	1.90 ppb		94
90)	Hexachloroethane	15.91	117	8833	1.90 ppb		95
91)	1,2-Dibromo-3-chloropropan	16.86	155	909	1.88 ppb	#	84
92)	1,2,4-Trichlorobenzene	17.71	180	13836	1.87 ppb		91
93)	Hexachlorobutadiene	17.58	225	7032	1.87 ppb	#	84
94)	Naphthalene	18.23	128	21310	1.93 ppb		100
95)	1,2,3-Trichlorobenzene	18.52	180	9427	1.96 ppb		95

(#) = qualifier out of range (m) = manual integration (+) = signals summed

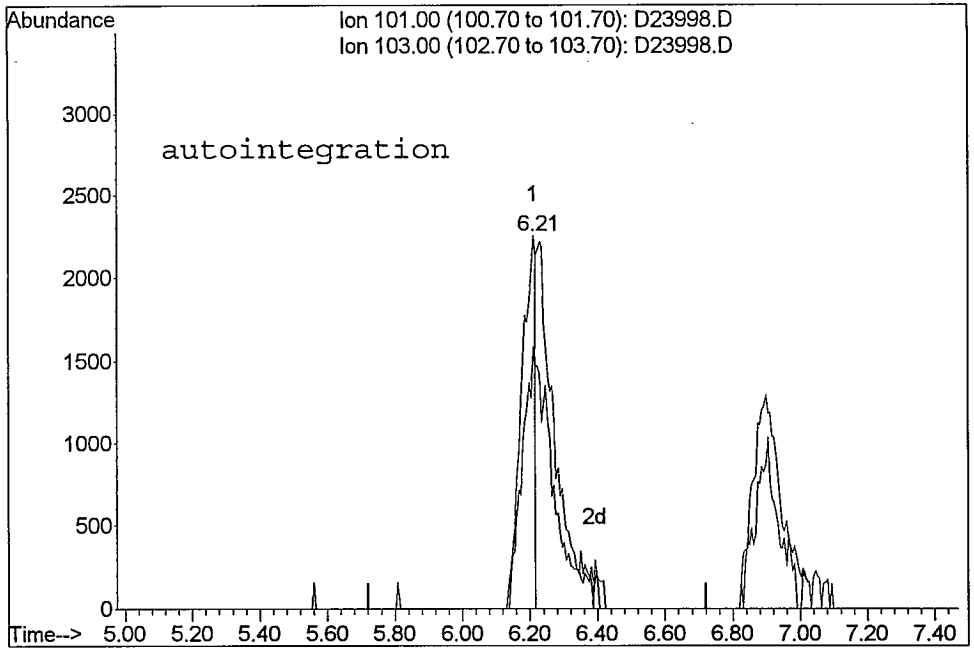

TIC: D23998.D

(7) Trichlorofluoromethane
6.21min 0.85ppb
response 6427

Ion	Exp%	Act%
101.00	100	100
103.00	65.60	72.57
0.00	0.00	0.00
0.00	0.00	0.00

Reason for manual re-integration?

[] missed peak assignment

[] peak saturation (detector shutdown)

[] over-integrated peak's area

[X] under-integrated peak's area

[] other (_____)

initials: m date: 9/17/08

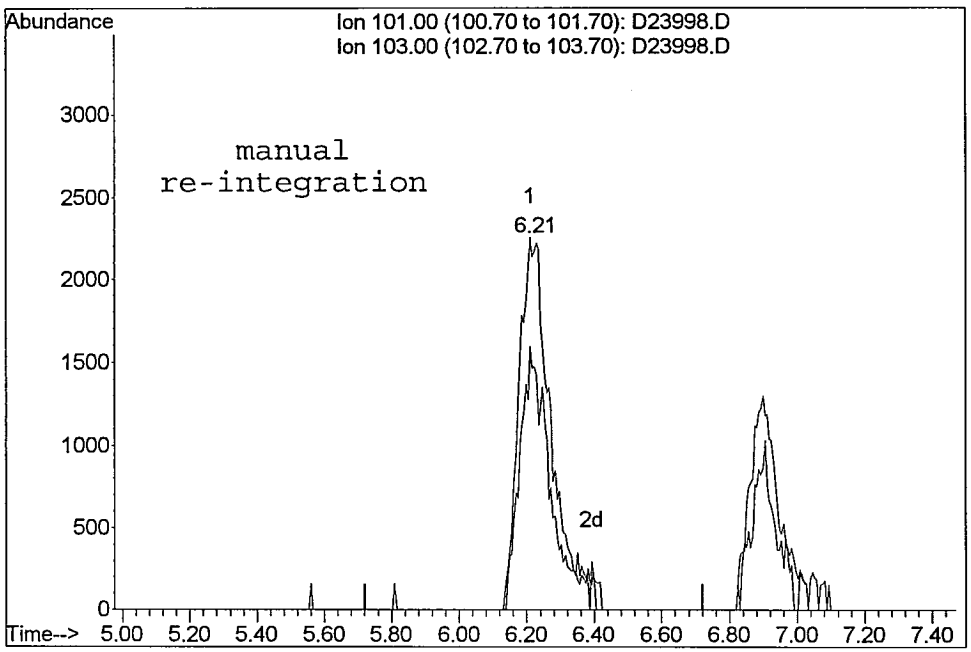

TIC: D23998.D

(7) Trichlorofluoromethane
6.21min 1.95ppb m
response 14700

Ion	Exp%	Act%
101.00	100	100
103.00	65.60	70.65
0.00	0.00	0.00
0.00	0.00	0.00

Quantitation Report (QT Reviewed)

Data File : C:\MSDCHEM\1\DATA\091608\D23998.D Vial: 4
Acq On : 16 Sep 2008 15:50 Operator: TWK-sop525r1
Sample : VOC_2ppb_CSTD Inst : HPV4
Misc : 10mL un-heated purge (A) Multiplr: 1.00
MS Integration Params: rteint.p
Quant Time: Sep 17 10:31 2008 Quant Results File: 091608W.RES

Method : C:\MSDCHEM\1\METHODS\091608W.M (RTE Integrator)
Title : GCMS Volatiles (S.O.P. 525)
Last Update : Wed Sep 17 10:31:27 2008
Response via : Initial Calibration

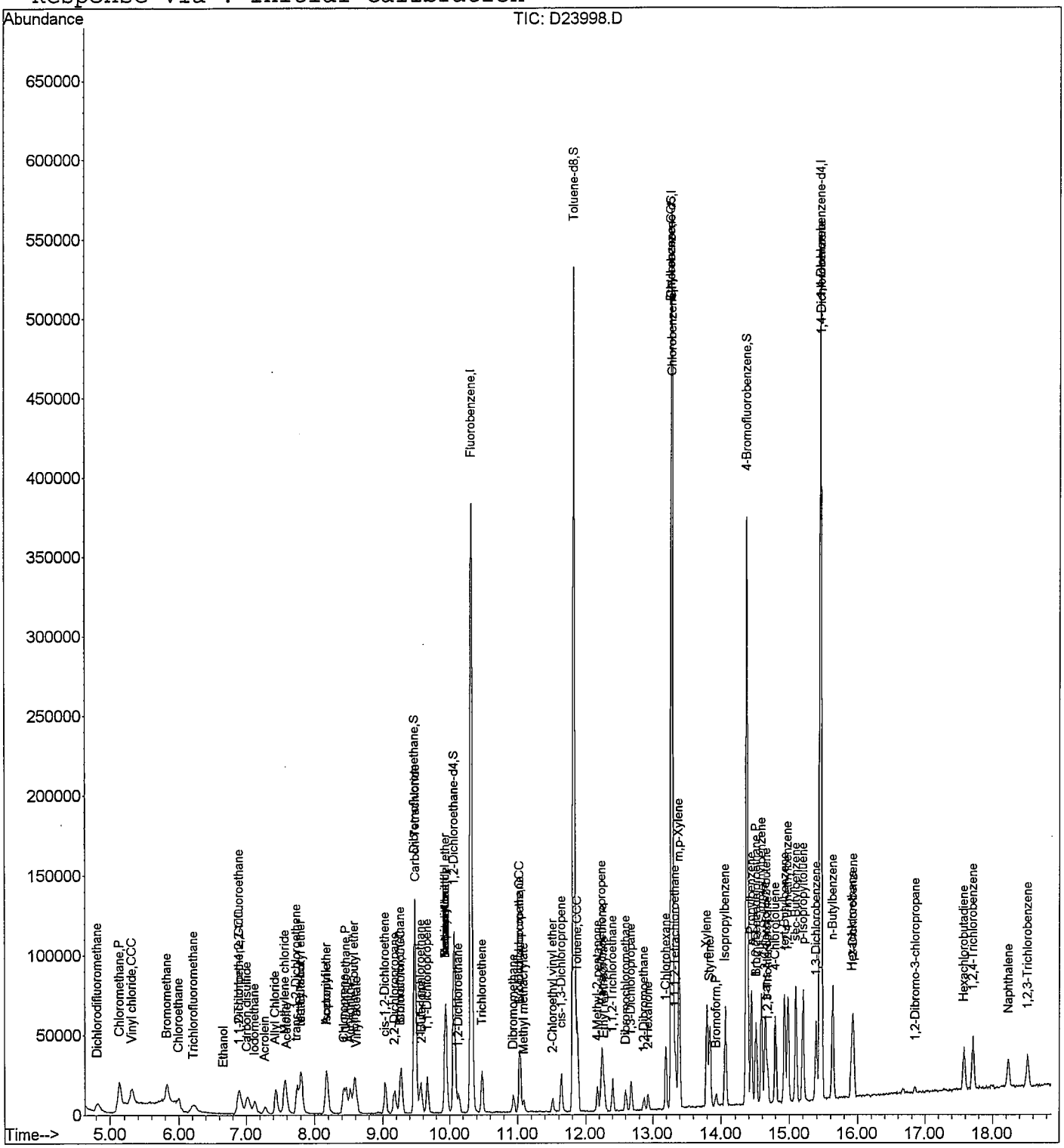

Quantitation Report (QT Reviewed)

Data File : C:\MSDCHEM\1\DATA\091608\D23999.D Vial: 5
Acq On : 16 Sep 2008 16:13 Operator: TWK-sop525r12
Sample : VOC_5ppb_CSTD Inst : HPV4
Misc : 10mL un-heated purge (A) Multiplr: 1.00
MS Integration Params: rteint.p
Quant Time: Sep 17 10:30:21 2008 Quant Results File: 091608W.RES

Quant Method : C:\MSDCHEM\1\METHODS\091608W.M (RTE Integrator)
Title : GCMS Volatiles (S.O.P. 525)
Last Update : Wed Sep 17 10:30:13 2008
Response via : Initial Calibration
DataAcq Meth : 091608W

Internal Standards	R.T.	QIon	Response	Conc	Units	Dev(Min)
1) Fluorobenzene	10.32	96	420120	25.00	ppb	0.00
52) Chlorobenzene-d5	13.29	117	328059	25.00	ppb	0.00
72) 1,4-Dichlorobenzene-d4	15.46	152	182627	25.00	ppb	0.00
System Monitoring Compounds						
34) Dibromofluoromethane	9.48	113	101048	24.83	ppb	0.00
Spiked Amount 25.000	Range 79 - 120		Recovery = 99.32%			
39) 1,2-Dichloroethane-d4	10.07	65	100130	24.85	ppb	0.00
Spiked Amount 25.000	Range 62 - 139		Recovery = 99.40%			
53) Toluene-d8	11.83	98	407125	26.33	ppb	0.00
Spiked Amount 25.000	Range 83 - 120		Recovery = 105.32%			
73) 4-Bromofluorobenzene	14.37	174	119795	25.55	ppb	0.00
Spiked Amount 25.000	Range 74 - 123		Recovery = 102.20%			

Target Compounds							Qvalue
2) Dichlorodifluoromethane	4.82	85	45550	4.76	ppb		99
3) Chloromethane	5.14	50	70432	5.30	ppb		97
4) Vinyl chloride	5.32	62	55517	5.17	ppb		99
5) Bromomethane	5.83	96	28027	5.07	ppb		98
6) Chloroethane	6.00	64	23230	4.82	ppb	#	89
7) Trichlorofluoromethane	6.22	101	37282	4.79	ppb		93
8) Ethanol	6.65	45	680	91.77	ppb	#	60
9) 1,1,2-Trichloro-1,2,2-trif	6.90	101	18460	4.64	ppb		95
10) Acrolein	7.28	56	17816	48.71	ppb		99
11) 1,1-Dichloroethene	6.89	96	23934	4.83	ppb	#	94
12) Acetone	7.59	58	2463	24.01	ppb		85
13) Iodomethane	7.13	142	38136	4.68	ppb		99
14) Allyl Chloride	7.43	39	29901	5.07	ppb		95
15) tert-Butanol	7.80	59	3369	27.59	ppb	#	4
16) Acetonitrile	8.18	41	29252	52.56	ppb		94
17) Carbon disulfide	7.02	76	93240	4.88	ppb		97
18) Methylene chloride	7.57	84	31070	5.45	ppb		97
19) Methyl-t-butyl ether	7.81	73	96619	9.64	ppb		99
20) trans-1,2-Dichloroethene	7.75	96	26054	4.81	ppb		98
21) Acrylonitrile	8.52	53	49244	51.24	ppb		98
22) Isopropyl ether	8.18	45	89013	4.89	ppb		97
23) Vinyl acetate	8.62	43	33165	5.04	ppb		98
24) Chloroprene	8.42	53	34117	4.34	ppb		95
25) 1,1-Dichloroethane	8.46	63	51849	4.80	ppb		99
26) Ethyl tert-butyl ether	8.59	59	68425	4.78	ppb		95
27) 2-Butanone	9.58	43	12542	20.37	ppb	#	92
28) 2,2-Dichloropropane	9.17	77	36931	5.03	ppb		99

(#) = qualifier out of range (m) = manual integration *ac 9/17/08*

Quantitation Report (QT Reviewed)

Data File : C:\MSDCHEM\1\DATA\091608\D23999.D Vial: 5
Acq On : 16 Sep 2008 16:13 Operator: TWK-sop525r12
Sample : VOC_5ppb_CSTD Inst : HPV4
Misc : 10mL un-heated purge (A) Multiplr: 1.00
MS Integration Params: rteint.p
Quant Time: Sep 17 10:30:21 2008 Quant Results File: 091608W.RES

Quant Method : C:\MSDCHEM\1\METHODS\091608W.M (RTE Integrator)
Title : GCMS Volatiles (S.O.P. 525)
Last Update : Wed Sep 17 10:30:13 2008
Response via : Initial Calibration
DataAcq Meth : 091608W

	Compound	R.T.	QIon	Response	Conc	Unit		Qvalue
29)	cis-1,2-Dichloroethene	9.04	96	28800	4.85	ppb		91
30)	Propionitrile	9.95	54	15262	52.28	ppb	#	87
31)	Methacrylonitrile	9.95	41	22010	5.33	ppb	#	87
32)	Bromochloromethane	9.26	128	11004	4.78	ppb		93
33)	Chloroform	9.28	83	47127	4.81	ppb		98
35)	1,1,1-Trichloroethane	9.56	97	38615	4.61	ppb		93
36)	Isobutyl Alcohol	9.94	43	26903	102.25	ppb		97
37)	Carbon Tetrachloride	9.50	117	33823	4.71	ppb		94
38)	1,1-Dichloropropene	9.67	75	36012	4.70	ppb		99
40)	Benzene	9.93	78	112899	4.87	ppb		99
41)	Tert-amyl methyl ether	9.94	73	56961	4.81	ppb		97
42)	1,2-Dichloroethane	10.13	62	27611	4.95	ppb		93
43)	Trichloroethene	10.48	95	26172	4.77	ppb		95
44)	Methyl methacrylate	11.09	69	8695	4.76	ppb	#	90
45)	1,2-Dichloropropane	11.03	63	28431	4.90	ppb		99
46)	1,4-Dioxane	11.23	58	477	130.68	ppb	#	69
47)	Dibromomethane	10.94	93	12781	4.98	ppb		95
48)	Bromodichloromethane	11.04	83	33281	4.83	ppb		97
49)	2-Chloroethyl vinyl ether	11.52	63	10243	4.72	ppb		96
50)	cis-1,3-Dichloropropene	11.64	75	42387	4.97	ppb		97
51)	4-Methyl-2-pentanone	12.17	43	32559	19.90	ppb		96
54)	Toluene	11.87	91	116897	5.14	ppb		99
55)	Ethyl methacrylate	12.28	69	17936	4.64	ppb		96
56)	trans-1,3-Dichloropropene	12.23	75	34309	5.14	ppb		96
57)	1,1,2-Trichloroethane	12.40	83	15605	5.34	ppb		96
58)	Tetrachloroethene	12.25	164	20564	5.08	ppb		97
59)	2-Hexanone	12.93	43	21505	20.88	ppb		97
60)	1,3-Dichloropropane	12.68	76	31397	5.19	ppb		98
61)	Dibromochloromethane	12.60	129	20986	4.84	ppb		96
62)	1,2-Dibromoethane	12.87	107	16490	5.17	ppb		93
63)	1-Chlorohexane	13.19	91	35639	4.77	ppb		97
64)	Chlorobenzene	13.30	112	76155	5.04	ppb	#	88
65)	Ethylbenzene	13.27	91	134701	4.92	ppb		99
66)	1,1,1,2-Tetrachloroethane	13.34	131	24810	4.92	ppb	#	92
67)	m,p-Xylene	13.39	106	106053	9.54	ppb		100
68)	o-Xylene	13.80	106	53047	4.75	ppb		96
69)	Styrene	13.84	104	77303	4.68	ppb		98
70)	Bromoform	13.93	173	11011	4.68	ppb		96
71)	Isopropylbenzene	14.06	105	128620	4.72	ppb		98
74)	1,1,2,2-Tetrachloroethane	14.50	83	23186	5.36	ppb		99
75)	n-Propylbenzene	14.44	91	176448	4.91	ppb		100

(#) = qualifier out of range (m) = manual integration

Quantitation Report (QT Reviewed)

Data File : C:\MSDCHEM\1\DATA\091608\D23999.D Vial: 5
Acq On : 16 Sep 2008 16:13 Operator: TWK-sop525r12
Sample : VOC_5ppb_CSTD Inst : HPV4
Misc : 10mL un-heated purge (A) Multiplr: 1.00
MS Integration Params: rteint.p
Quant Time: Sep 17 10:30:21 2008 Quant Results File: 091608W.RES

Quant Method : C:\MSDCHEM\1\METHODS\091608W.M (RTE Integrator)
Title : GCMS Volatiles (S.O.P. 525)
Last Update : Wed Sep 17 10:30:13 2008
Response via : Initial Calibration
DataAcq Meth : 091608W

	Compound	R.T.	QIon	Response	Conc Unit		Qvalue
76)	Bromobenzene	14.51	156	30741	4.95 ppb		94
77)	trans-1,4-Dichloro-2-buten	14.67	53	6174	5.56 ppb		85
78)	1,2,3-Trichloropropane	14.68	110	5923	5.21 ppb		99
79)	1,3,5-Trimethylbenzene	14.59	105	116786	4.84 ppb		98
80)	2-Chlorotoluene	14.65	91	98179	4.80 ppb		99
81)	4-Chlorotoluene	14.79	91	101882	4.76 ppb		100
82)	tert-Butylbenzene	14.93	119	102923	4.80 ppb		99
83)	1,2,4-Trimethylbenzene	14.98	105	117991	4.80 ppb		99
84)	sec-Butylbenzene	15.09	105	160620	4.79 ppb		100
85)	p-Isopropyltoluene	15.20	119	132472	4.79 ppb		99
86)	1,3-Dichlorobenzene	15.39	146	66906	4.93 ppb		97
87)	1,4-Dichlorobenzene	15.47	146	65189	5.01 ppb	#	94
88)	n-Butylbenzene	15.63	91	135627	4.89 ppb		99
89)	1,2-Dichlorobenzene	15.94	146	60096	4.96 ppb		98
90)	Hexachloroethane	15.91	117	22758	4.45 ppb		96
91)	1,2-Dibromo-3-chloropropan	16.84	155	2564	4.89 ppb		94
92)	1,2,4-Trichlorobenzene	17.71	180	38736	4.82 ppb		91
93)	Hexachlorobutadiene	17.57	225	19197	4.68 ppb		95
94)	Naphthalene	18.23	128	59874	5.03 ppb		100
95)	1,2,3-Trichlorobenzene	18.52	180	25262	4.85 ppb		98

(#) = qualifier out of range (m) = manual integration (+) = signals summed

Quantitation Report (QT Reviewed)

Data File : C:\MSDCHEM\1\DATA\091608\D23999.D Vial: 5
Acq On : 16 Sep 2008 16:13 Operator: TWK-sop525r1
Sample : VOC_5ppb_CSTD Inst : HPV4
Misc : 10mL un-heated purge (A) Multiplr: 1.00
MS Integration Params: rteint.p
Quant Time: Sep 17 10:30 2008 Quant Results File: 091608W.RES

Method : C:\MSDCHEM\1\METHODS\091608W.M (RTE Integrator)
Title : GCMS Volatiles (S.O.P. 525)
Last Update : Wed Sep 17 10:30:13 2008
Response via : Initial Calibration

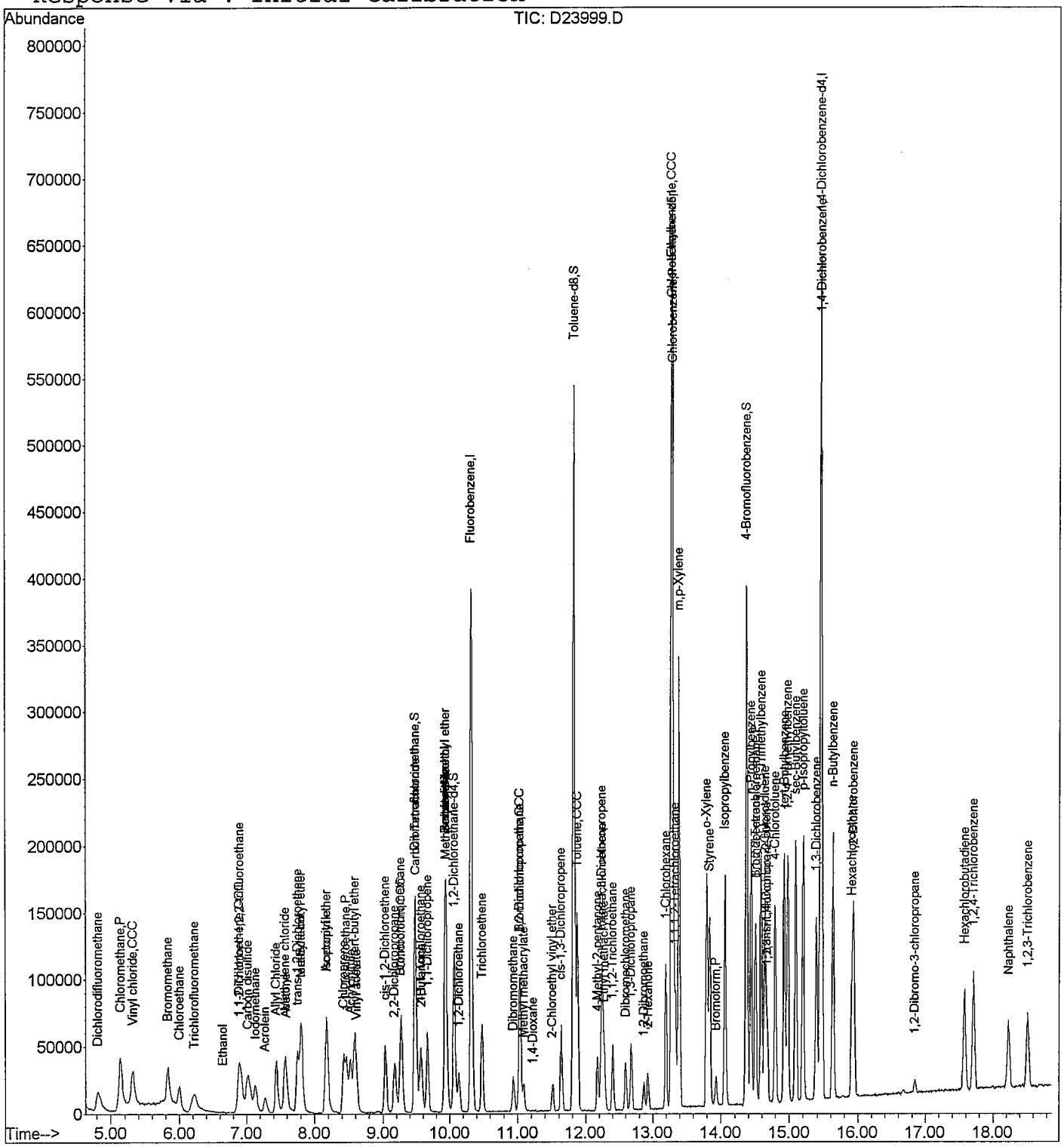

Quantitation Report (QT Reviewed)

Data File : C:\MSDCHEM\1\DATA\091608\D24000.D Vial: 6
Acq On : 16 Sep 2008 16:36 Operator: TWK-sop525r12
Sample : VOC_10ppb_CSTD Inst : HPV4
Misc : 10mL un-heated purge (A) Multiplr: 1.00
MS Integration Params: rteint.p
Quant Time: Sep 17 10:28:55 2008 Quant Results File: 091608W.RES

Quant Method : C:\MSDCHEM\1\METHODS\091608W.M (RTE Integrator)
Title : GCMS Volatiles (S.O.P. 525)
Last Update : Wed Sep 17 10:28:44 2008
Response via : Initial Calibration
DataAcq Meth : 091608W

Internal Standards	R.T.	QIon	Response	Conc	Units	Dev(Min)
1) Fluorobenzene	10.32	96	450956	25.00	ppb	0.00
52) Chlorobenzene-d5	13.29	117	351458	25.00	ppb	0.00
72) 1,4-Dichlorobenzene-d4	15.46	152	200919	25.00	ppb	0.00
System Monitoring Compounds						
34) Dibromofluoromethane	9.48	113	107769	24.59	ppb	0.00
Spiked Amount 25.000	Range 79 - 120		Recovery = 98.36%			
39) 1,2-Dichloroethane-d4	10.07	65	109074	25.28	ppb	0.00
Spiked Amount 25.000	Range 62 - 139		Recovery = 101.12%			
53) Toluene-d8	11.83	98	431073	26.29	ppb	0.00
Spiked Amount 25.000	Range 83 - 120		Recovery = 105.16%			
73) 4-Bromofluorobenzene	14.37	174	130003	25.25	ppb	0.00
Spiked Amount 25.000	Range 74 - 123		Recovery = 101.00%			

Target Compounds						Qvalue
2) Dichlorodifluoromethane	4.81	85	104728	10.25	ppb	98
3) Chloromethane	5.15	50	157462	11.33	ppb	99
4) Vinyl chloride	5.32	62	123100	10.86	ppb	97
5) Bromomethane	5.83	96	60304	10.21	ppb	97
6) Chloroethane	6.00	64	51925	10.06	ppb	94
7) Trichlorofluoromethane	6.21	101	83636	10.02	ppb	99
8) Ethanol	6.65	45	1968m	263.03	ppb	
9) 1,1,2-Trichloro-1,2,2-trif	6.90	101	43119	10.12	ppb #	93
10) Acrolein	7.28	56	38624	97.99	ppb	96
11) 1,1-Dichloroethene	6.90	96	51926	9.71	ppb	92
12) Acetone	7.59	58	4369	39.60	ppb	81
13) Iodomethane	7.13	142	85202	9.67	ppb	96
14) Allyl Chloride	7.44	39	62408	9.82	ppb	97
15) tert-Butanol	7.81	59	6683	51.25	ppb #	49
16) Acetonitrile	8.18	41	62789	106.47	ppb	99
17) Carbon disulfide	7.02	76	203473	9.90	ppb	98
18) Methylene chloride	7.57	84	63723	10.52	ppb	99
19) Methyl-t-butyl ether	7.81	73	210235	19.42	ppb	100
20) trans-1,2-Dichloroethene	7.75	96	56874	9.72	ppb	97
21) Acrylonitrile	8.52	53	102310	98.97	ppb	98
22) Isopropyl ether	8.18	45	192151	9.80	ppb	99
23) Vinyl acetate	8.62	43	71183	10.10	ppb #	95
24) Chloroprene	8.42	53	78787	9.18	ppb	97
25) 1,1-Dichloroethane	8.47	63	115047	9.90	ppb	99
26) Ethyl tert-butyl ether	8.59	59	150221	9.72	ppb	98
27) 2-Butanone	9.58	43	26471	40.07	ppb	95
28) 2,2-Dichloropropane	9.17	77	80379	10.26	ppb	99

(#) = qualifier out of range (m) = manual integration

a 9/17/08

Quantitation Report (QT Reviewed)

Data File : C:\MSDCHEM\1\DATA\091608\D24000.D Vial: 6
Acq On : 16 Sep 2008 16:36 Operator: TWK-sop525r12
Sample : VOC_10ppb_CSTD Inst : HPV4
Misc : 10mL un-heated purge (A) Multiplr: 1.00
MS Integration Params: rteint.p
Quant Time: Sep 17 10:28:55 2008 Quant Results File: 091608W.RES

Quant Method : C:\MSDCHEM\1\METHODS\091608W.M (RTE Integrator)
Title : GCMS Volatiles (S.O.P. 525)
Last Update : Wed Sep 17 10:28:44 2008
Response via : Initial Calibration
DataAcq Meth : 091608W

	Compound	R.T.	QIon	Response	Conc	Unit		Qvalue
29)	cis-1,2-Dichloroethene	9.03	96	62724	9.80	ppb		97
30)	Propionitrile	9.95	54	31717	101.54	ppb		92
31)	Methacrylonitrile	9.95	41	45696	10.40	ppb	#	86
32)	Bromochloromethane	9.26	128	23935	9.62	ppb		98
33)	Chloroform	9.28	83	103170	9.76	ppb		99
35)	1,1,1-Trichloroethane	9.56	97	88267	9.77	ppb		97
36)	Isobutyl Alcohol	9.94	43	56602	200.52	ppb		97
37)	Carbon Tetrachloride	9.50	117	74465	9.58	ppb		98
38)	1,1-Dichloropropene	9.67	75	80606	9.74	ppb		96
40)	Benzene	9.93	78	247469	9.94	ppb		99
41)	Tert-amyl methyl ether	9.94	73	122089	9.52	ppb		96
42)	1,2-Dichloroethane	10.13	62	59349	9.88	ppb		99
43)	Trichloroethene	10.48	95	58210	9.86	ppb		96
44)	Methyl methacrylate	11.08	69	18750	9.45	ppb		94
45)	1,2-Dichloropropane	11.03	63	60739	9.69	ppb		99
46)	1,4-Dioxane	11.22	58	1199	352.79	ppb	#	80
47)	Dibromomethane	10.94	93	27176	9.84	ppb		99
48)	Bromodichloromethane	11.04	83	71104	9.53	ppb		99
49)	2-Chloroethyl vinyl ether	11.52	63	22055	9.35	ppb		98
50)	cis-1,3-Dichloropropene	11.64	75	90316	9.84	ppb		96
51)	4-Methyl-2-pentanone	12.17	43	68699	38.89	ppb		98
54)	Toluene	11.87	91	250950	10.38	ppb		100
55)	Ethyl methacrylate	12.28	69	39833	9.54	ppb		98
56)	trans-1,3-Dichloropropene	12.23	75	72368	10.15	ppb		99
57)	1,1,2-Trichloroethane	12.40	83	32116	10.33	ppb		96
58)	Tetrachloroethene	12.25	164	44406	10.31	ppb		95
59)	2-Hexanone	12.93	43	43966	39.81	ppb		99
60)	1,3-Dichloropropane	12.68	76	66182	10.26	ppb		96
61)	Dibromochloromethane	12.59	129	46365	9.98	ppb		98
62)	1,2-Dibromoethane	12.87	107	34551	10.14	ppb		100
63)	1-Chlorohexane	13.19	91	79127	9.85	ppb		99
64)	Chlorobenzene	13.30	112	161944	10.01	ppb	#	88
65)	Ethylbenzene	13.27	91	291427	9.92	ppb		100
66)	1,1,1,2-Tetrachloroethane	13.34	131	53953	9.98	ppb	#	93
67)	m,p-Xylene	13.39	106	231787	19.34	ppb		96
68)	o-Xylene	13.80	106	118574	9.89	ppb		99
69)	Styrene	13.84	104	172145	9.65	ppb		100
70)	Bromoform	13.93	173	24344	9.58	ppb		97
71)	Isopropylbenzene	14.06	105	286645	9.77	ppb		99
74)	1,1,2,2-Tetrachloroethane	14.50	83	48277	10.17	ppb		99
75)	n-Propylbenzene	14.44	91	395918	10.02	ppb		100

(#) = qualifier out of range (m) = manual integration

Quantitation Report (QT Reviewed)

Data File : C:\MSDCHEM\1\DATA\091608\D24000.D Vial: 6
Acq On : 16 Sep 2008 16:36 Operator: TWK-sop525r12
Sample : VOC_10ppb_CSTD Inst : HPV4
Misc : 10mL un-heated purge (A) Multiplr: 1.00
MS Integration Params: rteint.p
Quant Time: Sep 17 10:28:55 2008 Quant Results File: 091608W.RES

Quant Method : C:\MSDCHEM\1\METHODS\091608W.M (RTE Integrator)
Title : GCMS Volatiles (S.O.P. 525)
Last Update : Wed Sep 17 10:28:44 2008
Response via : Initial Calibration
DataAcq Meth : 091608W

	Compound	R.T.	QIon	Response	Conc	Unit	Qvalue
76)	Bromobenzene	14.51	156	68188	9.98	ppb	99
77)	trans-1,4-Dichloro-2-buten	14.67	53	12335	10.13	ppb	96
78)	1,2,3-Trichloropropane	14.68	110	12568	10.06	ppb	78
79)	1,3,5-Trimethylbenzene	14.59	105	262212	9.85	ppb	100
80)	2-Chlorotoluene	14.65	91	221401	9.80	ppb	98
81)	4-Chlorotoluene	14.80	91	231790	9.82	ppb	98
82)	tert-Butylbenzene	14.93	119	234421	9.93	ppb	97
83)	1,2,4-Trimethylbenzene	14.98	105	266106	9.81	ppb	100
84)	sec-Butylbenzene	15.09	105	369081	10.01	ppb	99
85)	p-Isopropyltoluene	15.20	119	302604	9.94	ppb	99
86)	1,3-Dichlorobenzene	15.39	146	149883	10.04	ppb	99
87)	1,4-Dichlorobenzene	15.48	146	141538	9.85	ppb	99
88)	n-Butylbenzene	15.63	91	309087	10.17	ppb	99
89)	1,2-Dichlorobenzene	15.94	146	133436	10.02	ppb	98
90)	Hexachloroethane	15.91	117	54431	9.59	ppb	98
91)	1,2-Dibromo-3-chloropropan	16.85	155	5680	9.82	ppb	96
92)	1,2,4-Trichlorobenzene	17.71	180	89305	10.12	ppb	97
93)	Hexachlorobutadiene	17.58	225	44766	9.90	ppb	98
94)	Naphthalene	18.23	128	133471	10.25	ppb	100
95)	1,2,3-Trichlorobenzene	18.52	180	60172	10.63	ppb	99

(#) = qualifier out of range (m) = manual integration (+) = signals summed

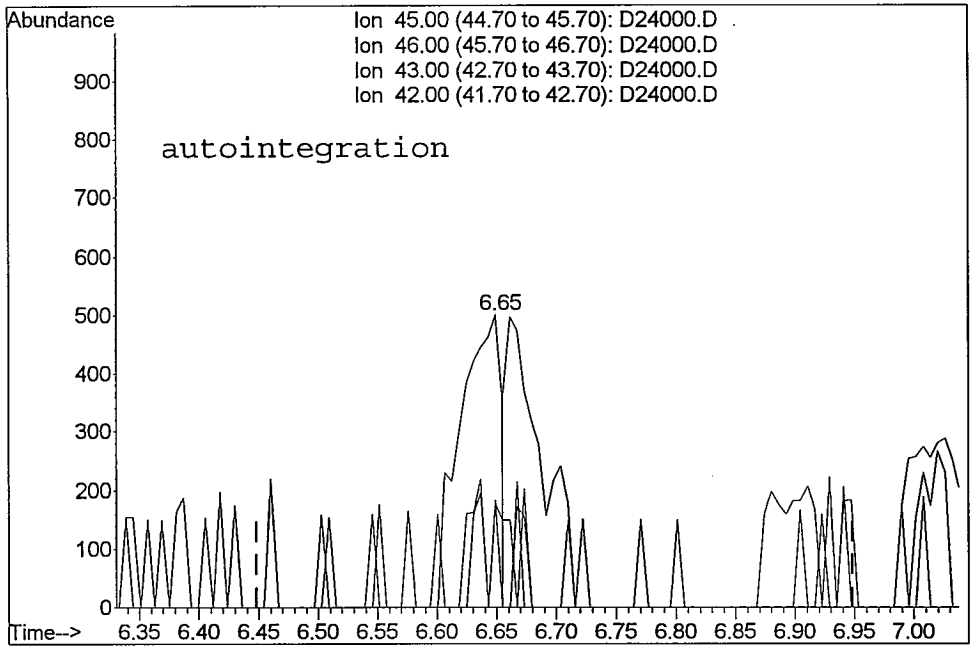

TIC: D24000.D

(8) Ethanol
6.65min 160.92ppb
response 1204

Ion	Exp%	Act%
45.00	100	100
46.00	37.20	36.40
43.00	0.00	35.60#
42.00	0.00	0.00

Reason for manual re-integration?

[] missed peak assignment

[] peak saturation (detector shutdown)

[] over-integrated peak's area

[X] under-integrated peak's area

[] other (_____)

initials: m date: 9 / 17 / 08

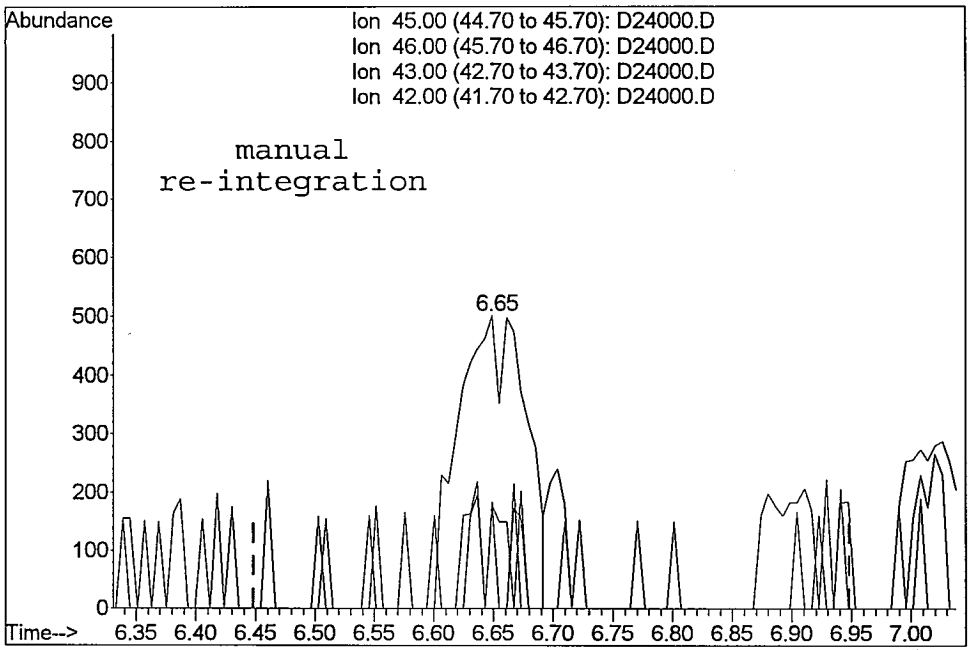

TIC: D24000.D

(8) Ethanol
6.65min 263.03ppb m
response 1968

NOT USED

Ion	Exp%	Act%
45.00	100	100
46.00	37.20	36.40
43.00	0.00	35.60#
42.00	0.00	0.00

Quantitation Report (QT Reviewed)

Data File : C:\MSDCHEM\1\DATA\091608\D24000.D Vial: 6
Acq On : 16 Sep 2008 16:36 Operator: TWK-sop525r1
Sample : VOC_10ppb_CSTD Inst : HPV4
Misc : 10mL un-heated purge (A) Multiplr: 1.00
MS Integration Params: rteint.p
Quant Time: Sep 17 10:29 2008 Quant Results File: 091608W.RES

Method : C:\MSDCHEM\1\METHODS\091608W.M (RTE Integrator)
Title : GCMS Volatiles (S.O.P. 525)
Last Update : Wed Sep 17 10:28:44 2008
Response via : Initial Calibration

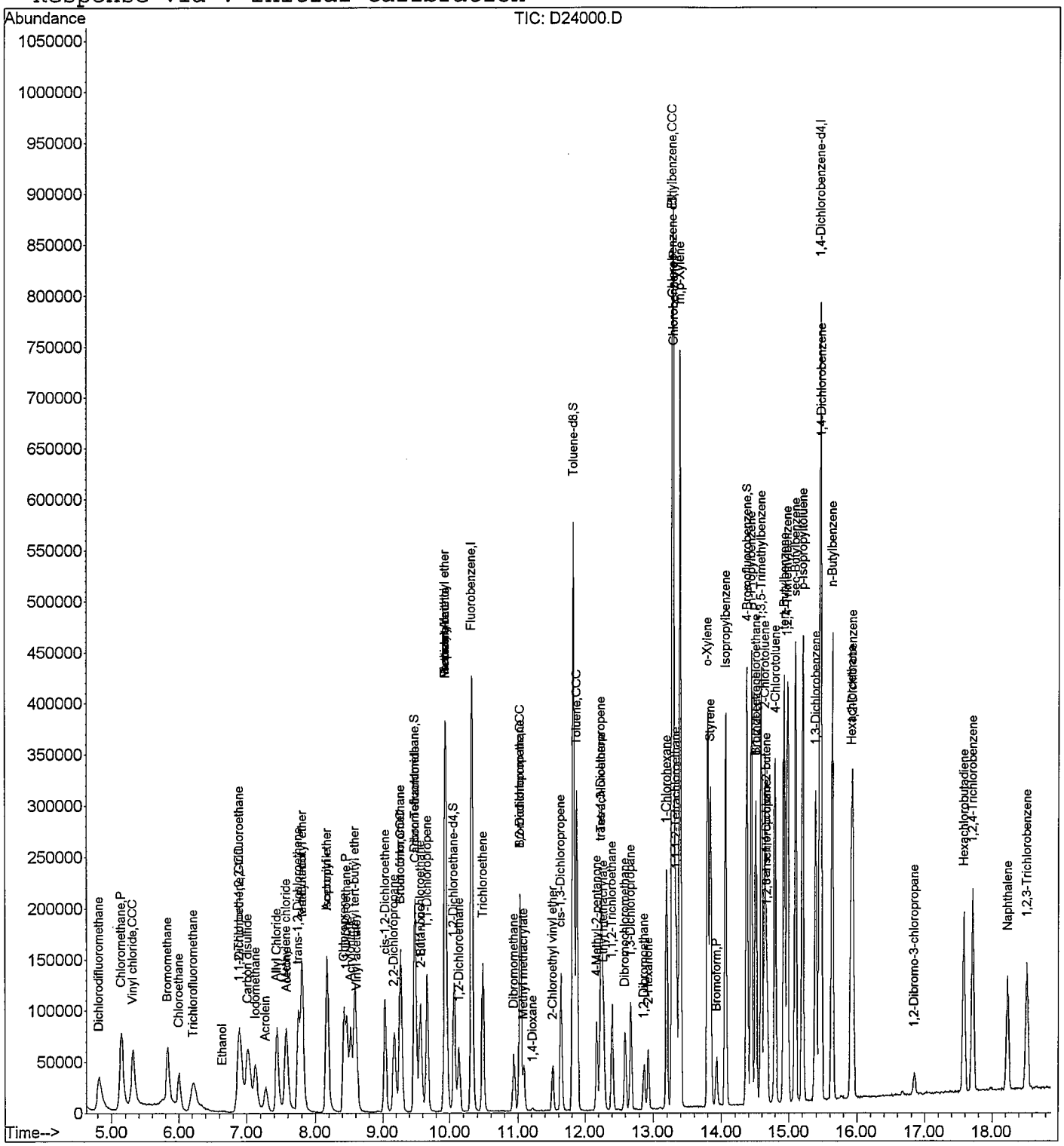

Quantitation Report (QT Reviewed)

Data File : C:\MSDCHEM\1\DATA\091608\D24002.D Vial: 8
Acq On : 16 Sep 2008 17:23 Operator: TWK-sop525r12
Sample : VOC_15ppb_CSTD Inst : HPV4
Misc : 10mL un-heated purge (A) Multiplr: 1.00
MS Integration Params: rteint.p
Quant Time: Sep 17 10:27:06 2008 Quant Results File: 091608W.RES

Quant Method : C:\MSDCHEM\1\METHODS\091608W.M (RTE Integrator)
Title : GCMS Volatiles (S.O.P. 525)
Last Update : Wed Sep 17 10:26:58 2008
Response via : Initial Calibration
DataAcq Meth : 091608W

Internal Standards	R.T.	QIon	Response	Conc	Units		Dev(Min)
1) Fluorobenzene	10.32	96	476344	25.00	ppb		0.00
52) Chlorobenzene-d5	13.29	117	385300	25.00	ppb		0.00
72) 1,4-Dichlorobenzene-d4	15.46	152	224458	25.00	ppb		0.00
System Monitoring Compounds							
34) Dibromofluoromethane	9.48	113	115059	24.81	ppb		0.00
Spiked Amount 25.000	Range 79 - 120		Recovery = 99.24%				
39) 1,2-Dichloroethane-d4	10.07	65	117578	26.08	ppb		0.00
Spiked Amount 25.000	Range 62 - 139		Recovery = 104.32%				
53) Toluene-d8	11.83	98	463734	26.07	ppb		0.00
Spiked Amount 25.000	Range 83 - 120		Recovery = 104.28%				
73) 4-Bromofluorobenzene	14.37	174	144161	25.09	ppb		0.00
Spiked Amount 25.000	Range 74 - 123		Recovery = 100.36%				
Target Compounds							Qvalue
2) Dichlorodifluoromethane	4.82	85	164805	15.36	ppb		98
3) Chloromethane	5.15	50	237704	16.64	ppb		99
4) Vinyl chloride	5.32	62	192600	16.49	ppb		98
5) Bromomethane	5.83	96	98554	16.09	ppb		94
6) Chloroethane	6.00	64	84402	15.65	ppb	#	95
7) Trichlorofluoromethane	6.22	101	136102	15.60	ppb		98
8) Ethanol	6.63	45	3181	454.21	ppb	#	83
9) 1,1,2-Trichloro-1,2,2-trif	6.90	101	67492	14.99	ppb		94
10) Acrolein	7.28	56	66445	163.06	ppb		98
11) 1,1-Dichloroethene	6.90	96	88377	15.87	ppb		98
12) Acetone	7.59	58	7945	71.41	ppb		89
13) Iodomethane	7.13	142	142874	15.48	ppb		97
14) Allyl Chloride	7.44	39	104457	15.75	ppb		94
15) tert-Butanol	7.82	59	16783	153.88	ppb	#	27
16) Acetonitrile	8.18	41	103107	171.43	ppb		98
17) Carbon disulfide	7.03	76	338293	15.79	ppb		97
18) Methylene chloride	7.57	84	101729	16.21	ppb		96
19) Methyl-t-butyl ether	7.81	73	357004	31.66	ppb		99
20) trans-1,2-Dichloroethene	7.76	96	94998	15.50	ppb		98
21) Acrylonitrile	8.52	53	172286	160.56	ppb		96
22) Isopropyl ether	8.18	45	322289	15.75	ppb		97
23) Vinyl acetate	8.62	43	119709	16.48	ppb		98
24) Chloroprene	8.43	53	135726	14.97	ppb		99
25) 1,1-Dichloroethane	8.47	63	189393	15.57	ppb		100
26) Ethyl tert-butyl ether	8.59	59	251823	15.58	ppb		98
27) 2-Butanone	9.58	43	46150	68.46	ppb	#	91
28) 2,2-Dichloropropane	9.17	77	132854	16.43	ppb		96

(#) = qualifier out of range (m) = manual integration

an 9/17/08

Quantitation Report (QT Reviewed)

Data File : C:\MSDCHEM\1\DATA\091608\D24002.D Vial: 8
Acq On : 16 Sep 2008 17:23 Operator: TWK-sop525r12
Sample : VOC_15ppb_CSTD Inst : HPV4
Misc : 10mL un-heated purge (A) Multiplr: 1.00
MS Integration Params: rteint.p
Quant Time: Sep 17 10:27:06 2008 Quant Results File: 091608W.RES

Quant Method : C:\MSDCHEM\1\METHODS\091608W.M (RTE Integrator)
Title : GCMS Volatiles (S.O.P. 525)
Last Update : Wed Sep 17 10:26:58 2008
Response via : Initial Calibration
DataAcq Meth : 091608W

	Compound	R.T.	QIon	Response	Conc	Unit		Qvalue
29)	cis-1,2-Dichloroethene	9.04	96	102781	15.27	ppb		99
30)	Propionitrile	9.94	54	54784	172.17	ppb		88
31)	Methacrylonitrile	9.95	41	75241	16.66	ppb		95
32)	Bromochloromethane	9.26	128	40234	15.42	ppb		99
33)	Chloroform	9.28	83	171804	15.52	ppb		100
35)	1,1,1-Trichloroethane	9.56	97	145367	15.30	ppb		98
36)	Isobutyl Alcohol	9.94	43	94834	324.58	ppb		98
37)	Carbon Tetrachloride	9.50	117	125114	15.31	ppb		98
38)	1,1-Dichloropropene	9.67	75	133380	15.35	ppb		97
40)	Benzene	9.93	78	400572	15.30	ppb		99
41)	Tert-amyl methyl ether	9.94	73	209538	15.63	ppb		99
42)	1,2-Dichloroethane	10.13	62	99279	15.87	ppb		97
43)	Trichloroethene	10.48	95	95482	15.41	ppb		98
44)	Methyl methacrylate	11.09	69	32237	15.51	ppb	#	93
45)	1,2-Dichloropropane	11.03	63	102262	15.60	ppb		97
46)	1,4-Dioxane	11.22	58	1142	324.64	ppb	#	80
47)	Dibromomethane	10.94	93	45714	15.90	ppb		96
48)	Bromodichloromethane	11.04	83	122325	15.69	ppb		100
49)	2-Chloroethyl vinyl ether	11.51	63	38938	15.84	ppb		98
50)	cis-1,3-Dichloropropene	11.64	75	151586	15.86	ppb		99
51)	4-Methyl-2-pentanone	12.17	43	120430	66.22	ppb		96
54)	Toluene	11.87	91	423010	16.31	ppb		98
55)	Ethyl methacrylate	12.28	69	72054	16.00	ppb		99
56)	trans-1,3-Dichloropropene	12.23	75	126980	16.71	ppb		99
57)	1,1,2-Trichloroethane	12.40	83	55872	16.91	ppb		98
58)	Tetrachloroethene	12.25	164	74979	16.19	ppb		96
59)	2-Hexanone	12.93	43	82059	70.83	ppb		99
60)	1,3-Dichloropropane	12.68	76	115174	16.77	ppb		98
61)	Dibromochloromethane	12.60	129	81671	16.40	ppb		99
62)	1,2-Dibromoethane	12.87	107	59688	16.34	ppb		99
63)	1-Chlorohexane	13.19	91	138455	15.97	ppb		98
64)	Chlorobenzene	13.31	112	279066	15.99	ppb		97
65)	Ethylbenzene	13.27	91	506193	15.96	ppb		99
66)	1,1,1,2-Tetrachloroethane	13.34	131	93255	16.00	ppb	#	95
67)	m,p-Xylene	13.40	106	404790	31.09	ppb		99
68)	o-Xylene	13.80	106	205372	15.84	ppb		100
69)	Styrene	13.84	104	303050	15.68	ppb		100
70)	Bromoform	13.93	173	43882	16.02	ppb		96
71)	Isopropylbenzene	14.06	105	502405	15.83	ppb		99
74)	1,1,2,2-Tetrachloroethane	14.50	83	86151	16.71	ppb		96
75)	n-Propylbenzene	14.44	91	685043	15.69	ppb		100

(#) = qualifier out of range (m) = manual integration

Quantitation Report (QT Reviewed)

Data File : C:\MSDCHEM\1\DATA\091608\D24002.D Vial: 8
Acq On : 16 Sep 2008 17:23 Operator: TWK-sop525r12
Sample : VOC_15ppb_CSTD Inst : HPV4
Misc : 10mL un-heated purge (A) Multiplr: 1.00
MS Integration Params: rteint.p
Quant Time: Sep 17 10:27:06 2008 Quant Results File: 091608W.RES

Quant Method : C:\MSDCHEM\1\METHODS\091608W.M (RTE Integrator)
Title : GCMS Volatiles (S.O.P. 525)
Last Update : Wed Sep 17 10:26:58 2008
Response via : Initial Calibration
DataAcq Meth : 091608W

	Compound	R.T.	QIon	Response	Conc Unit		Qvalue
76)	Bromobenzene	14.51	156	118159	15.65 ppb		95
77)	trans-1,4-Dichloro-2-buten	14.67	53	22653	17.29 ppb		93
78)	1,2,3-Trichloropropane	14.68	110	22020	16.06 ppb	#	67
79)	1,3,5-Trimethylbenzene	14.59	105	453561	15.33 ppb		99
80)	2-Chlorotoluene	14.65	91	386824	15.45 ppb		99
81)	4-Chlorotoluene	14.80	91	407566	15.61 ppb		99
82)	tert-Butylbenzene	14.93	119	403626	15.41 ppb		99
83)	1,2,4-Trimethylbenzene	14.98	105	463868	15.40 ppb		99
84)	sec-Butylbenzene	15.09	105	636213	15.61 ppb		100
85)	p-Isopropyltoluene	15.20	119	522883	15.51 ppb		99
86)	1,3-Dichlorobenzene	15.39	146	258322	15.66 ppb		99
87)	1,4-Dichlorobenzene	15.47	146	251782	15.93 ppb		98
88)	n-Butylbenzene	15.63	91	532859	15.95 ppb		99
89)	1,2-Dichlorobenzene	15.94	146	234485	16.04 ppb		99
90)	Hexachloroethane	15.91	117	97277	15.46 ppb		99
91)	1,2-Dibromo-3-chloropropan	16.85	155	10538	16.79 ppb		95
92)	1,2,4-Trichlorobenzene	17.71	180	153506	15.77 ppb		98
93)	Hexachlorobutadiene	17.58	225	78254	15.66 ppb		96
94)	Naphthalene	18.23	128	236637	16.73 ppb		100
95)	1,2,3-Trichlorobenzene	18.52	180	101253	16.37 ppb		96

(#) = qualifier out of range (m) = manual integration (+) = signals summed

Quantitation Report (QT Reviewed)

Data File : C:\MSDCHEM\1\DATA\091608\D24002.D Vial: 8
Acq On : 16 Sep 2008 17:23 Operator: TWK-sop525r1
Sample : VOC_15ppb_CSTD Inst : HPV4
Misc : 10mL un-heated purge (A) Multiplr: 1.00
MS Integration Params: rteint.p
Quant Time: Sep 17 10:27 2008 Quant Results File: 091608W.RES

Method : C:\MSDCHEM\1\METHODS\091608W.M (RTE Integrator)
Title : GCMS Volatiles (S.O.P. 525)
Last Update : Wed Sep 17 10:26:58 2008
Response via : Initial Calibration

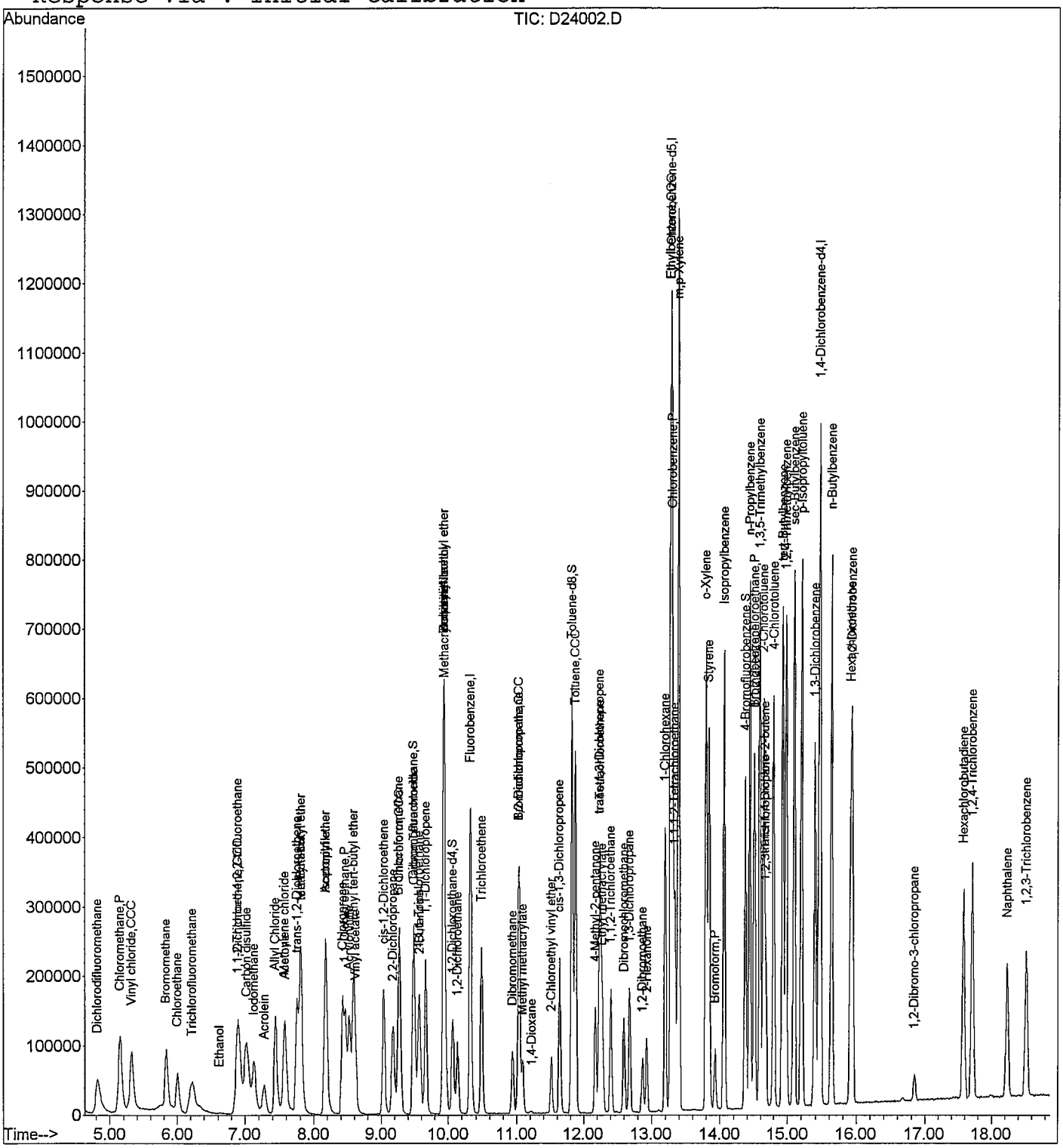

Quantitation Report (QT Reviewed)

Data File : C:\MSDCHEM\1\DATA\091608\D24004.D Vial: 10
Acq On : 16 Sep 2008 18:09 Operator: TWK-sop525r12
Sample : VOC_20ppb_~~CSTD~~ ISDEF Inst : HPV4
Misc : 10mL un-heated purge (A) Multiplr: 1.00
MS Integration Params: rteint.p
Quant Time: Sep 17 10:13:05 2008 Quant Results File: 091608W.RES

Quant Method : C:\MSDCHEM\1\METHODS\091608W.M (RTE Integrator)
Title : GCMS Volatiles (S.O.P. 525)
Last Update : Wed Sep 17 09:08:57 2008
Response via : Initial Calibration
DataAcq Meth : 091608W

Internal Standards	R.T.	QIon	Response	Conc Units	Dev(Min)
1) Fluorobenzene	10.32	96	531491	25.00 ppb	0.00
52) Chlorobenzene-d5	13.29	117	436794	25.00 ppb	0.00
72) 1,4-Dichlorobenzene-d4	15.46	152	248372	25.00 ppb	0.00
System Monitoring Compounds					
34) Dibromofluoromethane	9.48	113	129152	25.22 ppb	0.00
Spiked Amount 25.000	Range 79 - 120		Recovery = 100.88%		
39) 1,2-Dichloroethane-d4	10.07	65	127924	25.22 ppb	0.00
Spiked Amount 25.000	Range 62 - 139		Recovery = 100.88%		
53) Toluene-d8	11.83	98	517242	24.38 ppb	0.00
Spiked Amount 25.000	Range 83 - 120		Recovery = 97.52%		
73) 4-Bromofluorobenzene	14.37	174	158593	24.31 ppb	0.00
Spiked Amount 25.000	Range 74 - 123		Recovery = 97.24%		
Target Compounds					Qvalue
2) Dichlorodifluoromethane	4.82	85	229298	21.10 ppb	100
3) Chloromethane	5.16	50	321650	18.42 ppb	100
4) Vinyl chloride	5.33	62	260501	19.06 ppb	100
5) Bromomethane	5.84	96	136728	18.36 ppb	100
6) Chloroethane	6.01	64	117964	19.24 ppb	100
7) Trichlorofluoromethane	6.22	101	181367	22.59 ppb	100
8) Ethanol	6.65	45	2798m	358.51 ppb	
9) 1,1,2-Trichloro-1,2,2-trif	6.91	101	94307	22.21 ppb	100
10) Acrolein	7.28	56	89456	200.93 ppb	100
11) 1,1-Dichloroethene	6.90	96	119147	18.85 ppb	100
12) Acetone	7.60	58	9870	70.42 ppb	100
13) Iodomethane	7.13	142	200187	20.17 ppb	100
14) Allyl Chloride	7.44	39	144707	18.49 ppb	100
15) tert-Butanol	7.80	59	11776	71.41 ppb	100
16) Acetonitrile	8.18	41	134378	190.44 ppb	100
17) Carbon disulfide	7.03	76	465212	19.48 ppb	99
18) Methylene chloride	7.57	84	139054	14.27 ppb	100
19) Methyl-t-butyl ether	7.81	73	493412	39.53 ppb	100
20) trans-1,2-Dichloroethene	7.75	96	132089	19.47 ppb	100
21) Acrylonitrile	8.53	53	240315	197.12 ppb	100
22) Isopropyl ether	8.18	45	453113	20.08 ppb	100
23) Vinyl acetate	8.62	43	155269	18.66 ppb	100
24) Chloroprene	8.42	53	194426	20.83 ppb	100
25) 1,1-Dichloroethane	8.47	63	265312	19.65 ppb	100
26) Ethyl tert-butyl ether	8.59	59	355725	20.25 ppb	100
27) 2-Butanone	9.58	43	59057	72.47 ppb	100
28) 2,2-Dichloropropane	9.17	77	179672	18.27 ppb	100

(#) = qualifier out of range (m) = manual integration

Quantitation Report (QT Reviewed)

Data File : C:\MSDCHEM\1\DATA\091608\D24004.D Vial: 10
Acq On : 16 Sep 2008 18:09 Operator: TWK-sop525r12
Sample : VOC_20ppb_CSTD Inst : HPV4
Misc : 10mL un-heated purge (A) Multiplr: 1.00
MS Integration Params: rteint.p
Quant Time: Sep 17 10:13:05 2008 Quant Results File: 091608W.RES

Quant Method : C:\MSDCHEM\1\METHODS\091608W.M (RTE Integrator)
Title : GCMS Volatiles (S.O.P. 525)
Last Update : Wed Sep 17 09:08:57 2008
Response via : Initial Calibration
DataAcq Meth : 091608W

	Compound	R.T.	QIon	Response	Conc Unit	Qvalue
29)	cis-1,2-Dichloroethene	9.04	96	145837	19.58 ppb	100
30)	Propionitrile	9.95	54	67917	182.98 ppb	100
31)	Methacrylonitrile	9.95	41	98664	17.47 ppb	100
32)	Bromochloromethane	9.26	128	56744	20.21 ppb	100
33)	Chloroform	9.28	83	240801	19.79 ppb	100
35)	1,1,1-Trichloroethane	9.57	97	202076	19.92 ppb	100
36)	Isobutyl Alcohol	9.94	43	125368	376.03 ppb	100
37)	Carbon Tetrachloride	9.50	117	173687	19.50 ppb	100
38)	1,1-Dichloropropene	9.67	75	187001	19.87 ppb	100
40)	Benzene	9.93	78	570885	19.49 ppb	100
41)	Tert-amyl methyl ether	9.94	73	291105	19.67 ppb	100
42)	1,2-Dichloroethane	10.13	62	137572	19.65 ppb	100
43)	Trichloroethene	10.48	95	134757	19.61 ppb	100
44)	Methyl methacrylate	11.09	69	44447	20.18 ppb	100
45)	1,2-Dichloropropane	11.03	63	143431	19.64 ppb	100
46)	1,4-Dioxane	11.22	58	1351	278.34 ppb	100
47)	Dibromomethane	10.94	93	62869	19.75 ppb	100
48)	Bromodichloromethane	11.04	83	167325	19.77 ppb	100
49)	2-Chloroethyl vinyl ether	11.51	63	53237	20.46 ppb	100
50)	cis-1,3-Dichloropropene	11.64	75	207585	19.51 ppb	100
51)	4-Methyl-2-pentanone	12.17	43	158227	77.67 ppb	100
54)	Toluene	11.87	91	582651	18.89 ppb	100
55)	Ethyl methacrylate	12.28	69	98847	20.36 ppb	100
56)	trans-1,3-Dichloropropene	12.23	75	171063	19.02 ppb	100
57)	1,1,2-Trichloroethane	12.40	83	74282	18.73 ppb	100
58)	Tetrachloroethene	12.25	164	101819	18.77 ppb	100
59)	2-Hexanone	12.93	43	102838	75.11 ppb	100
60)	1,3-Dichloropropane	12.68	76	154373	19.02 ppb	100
61)	Dibromochloromethane	12.60	129	108108	19.56 ppb	100
62)	1,2-Dibromoethane	12.87	107	80741	18.92 ppb	100
63)	1-Chlorohexane	13.19	91	187339	19.31 ppb	100
64)	Chlorobenzene	13.30	112	383563	19.10 ppb	100
65)	Ethylbenzene	13.27	91	701308	19.31 ppb	100
66)	1,1,1,2-Tetrachloroethane	13.34	131	128026	19.40 ppb	100
67)	m,p-Xylene	13.40	106	562436	39.31 ppb	100
68)	o-Xylene	13.80	106	283886	19.90 ppb	100
69)	Styrene	13.84	104	416442	20.25 ppb	100
70)	Bromoform	13.93	173	58815	20.33 ppb	100
71)	Isopropylbenzene	14.06	105	694330	20.16 ppb	100
74)	1,1,2,2-Tetrachloroethane	14.50	83	113237	18.81 ppb	100
75)	n-Propylbenzene	14.44	91	948514	19.45 ppb	100

(#) = qualifier out of range (m) = manual integration

Quantitation Report (QT Reviewed)

Data File : C:\MSDCHEM\1\DATA\091608\D24004.D Vial: 10
Acq On : 16 Sep 2008 18:09 Operator: TWK-sop525r12
Sample : VOC_20ppb_CSTD Inst : HPV4
Misc : 10mL un-heated purge (A) Multiplr: 1.00
MS Integration Params: rteint.p
Quant Time: Sep 17 10:13:05 2008 Quant Results File: 091608W.RES

Quant Method : C:\MSDCHEM\1\METHODS\091608W.M (RTE Integrator)
Title : GCMS Volatiles (S.O.P. 525)
Last Update : Wed Sep 17 09:08:57 2008
Response via : Initial Calibration
DataAcq Meth : 091608W

	Compound	R.T.	QIon	Response	Conc Unit	Qvalue
76)	Bromobenzene	14.51	156	162081	19.10 ppb	100
77)	trans-1,4-Dichloro-2-buten	14.67	53	28885	18.29 ppb	100
78)	1,2,3-Trichloropropane	14.68	110	29456	19.28 ppb	100
79)	1,3,5-Trimethylbenzene	14.59	105	636094	19.86 ppb	100
80)	2-Chlorotoluene	14.65	91	540505	19.60 ppb	100
81)	4-Chlorotoluene	14.80	91	564830	19.97 ppb	100
82)	tert-Butylbenzene	14.93	119	563289	19.76 ppb	100
83)	1,2,4-Trimethylbenzene	14.98	105	647986	20.03 ppb	100
84)	sec-Butylbenzene	15.09	105	884089	19.94 ppb	100
85)	p-Isopropyltoluene	15.20	119	727285	19.95 ppb	100
86)	1,3-Dichlorobenzene	15.39	146	354167	19.41 ppb	100
87)	1,4-Dichlorobenzene	15.48	146	342254	19.38 ppb	100
88)	n-Butylbenzene	15.63	91	735098	19.98 ppb	100
89)	1,2-Dichlorobenzene	15.94	146	313155	19.22 ppb	100
90)	Hexachloroethane	15.91	117	135363	20.24 ppb	100
91)	1,2-Dibromo-3-chloropropan	16.84	155	13630	21.10 ppb	100
92)	1,2,4-Trichlorobenzene	17.71	180	209068	19.43 ppb	100
93)	Hexachlorobutadiene	17.58	225	107269	19.93 ppb	100
94)	Naphthalene	18.23	128	304504	19.04 ppb	100
95)	1,2,3-Trichlorobenzene	18.52	180	131048	18.60 ppb	100

(#) = qualifier out of range (m) = manual integration (+) = signals summed

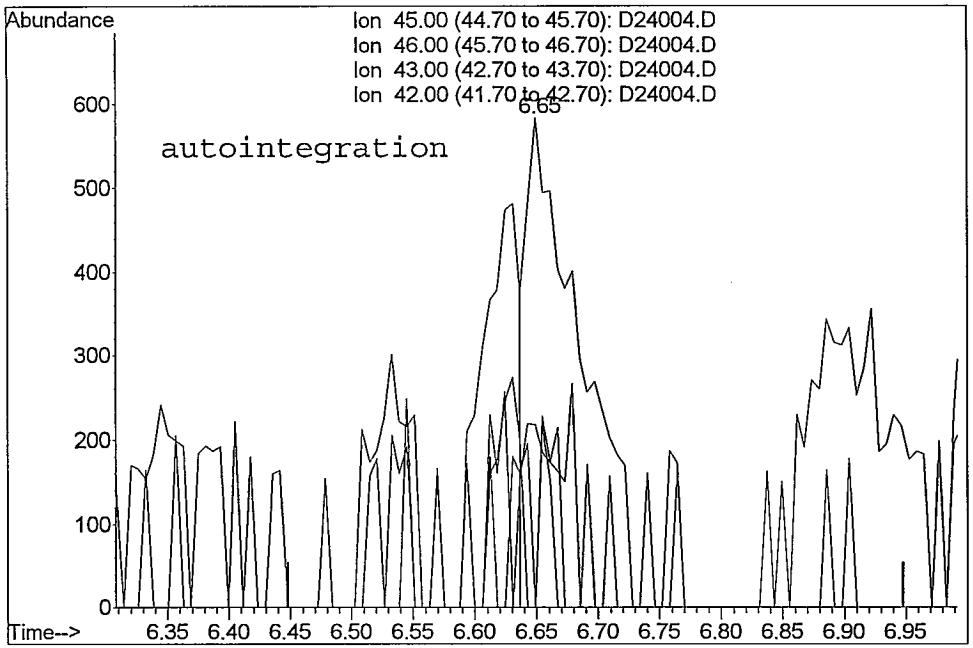

TIC: D24004.D

(8) Ethanol
6.65min 226.66ppb
response 1769

Ion	Exp%	Act%
45.00	100	100
46.00	37.20	37.22
43.00	0.00	0.00
42.00	0.00	0.00

Reason for manual re-integration?

[] missed peak assignment

[] peak saturation (detector shutdown)

[] over-integrated peak's area

[X] under-integrated peak's area

[] other (_____)

initials: am date: 9 / 17 / 08

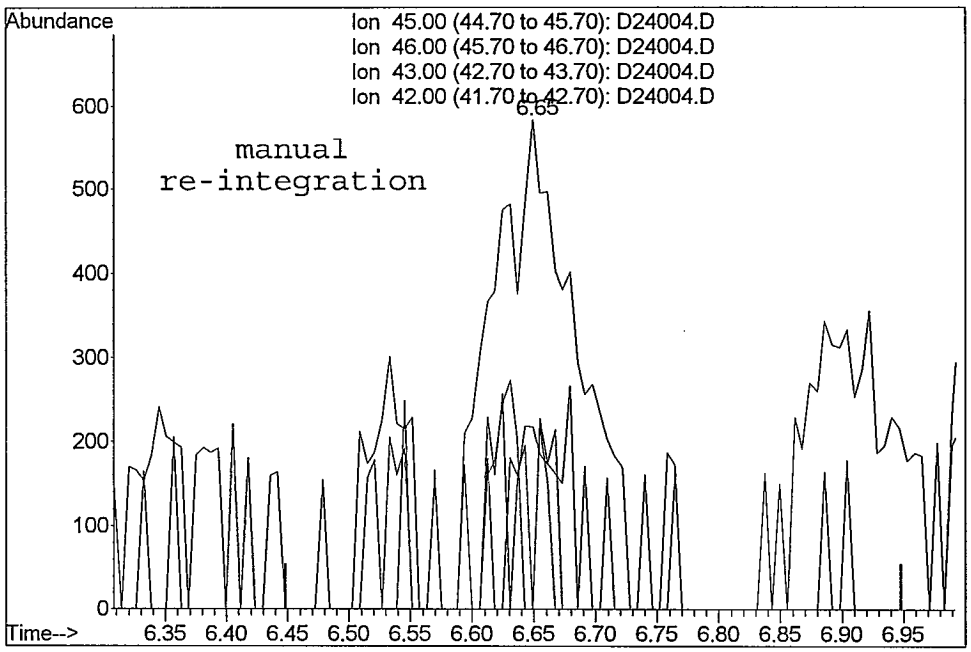

TIC: D24004.D

(8) Ethanol
6.65min 358.51ppb m
response 2798

NOT USED

Ion	Exp%	Act%
45.00	100	100
46.00	37.20	37.22
43.00	0.00	0.00
42.00	0.00	0.00

Quantitation Report (QT Reviewed)

Data File : C:\MSDCHEM\1\DATA\091608\D24004.D Vial: 10
Acq On : 16 Sep 2008 18:09 Operator: TWK-sop525r1
Sample : VOC_20ppb_CSTD Inst : HPV4
Misc : 10mL un-heated purge (A) Multiplr: 1.00
MS Integration Params: rteint.p
Quant Time: Sep 17 10:14 2008 Quant Results File: 091608W.RES

Method : C:\MSDCHEM\1\METHODS\091608W.M (RTE Integrator)
Title : GCMS Volatiles (S.O.P. 525)
Last Update : Wed Sep 17 09:08:57 2008
Response via : Initial Calibration

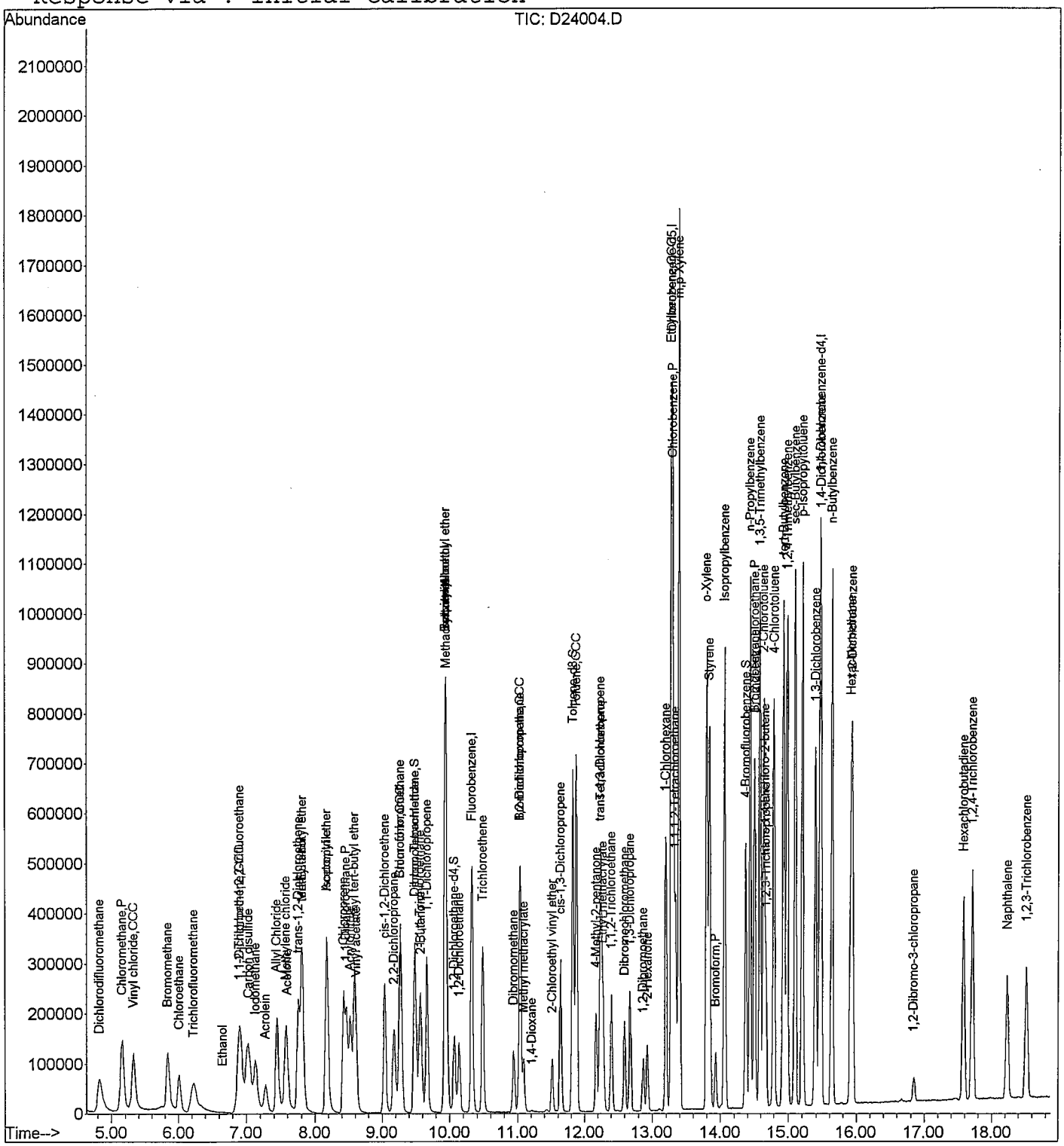

Quantitation Report (QT Reviewed)

Data File : C:\MSDCHEM\1\DATA\091608\D24006.D Vial: 12
Acq On : 16 Sep 2008 18:56 Operator: TWK-sop525r12
Sample : VOC_35ppb_CSTD Inst : HPV4
Misc : 10mL un-heated purge (A) Multiplr: 1.00
MS Integration Params: rteint.p
Quant Time: Sep 17 10:25:15 2008 Quant Results File: 091608W.RES

Quant Method : C:\MSDCHEM\1\METHODS\091608W.M (RTE Integrator)
Title : GCMS Volatiles (S.O.P. 525)
Last Update : Wed Sep 17 10:25:07 2008
Response via : Initial Calibration
DataAcq Meth : 091608W

Internal Standards	R.T.	QIon	Response	Conc Units	Dev(Min)
1) Fluorobenzene	10.32	96	602423	25.00 ppb	0.00
52) Chlorobenzene-d5	13.29	117	512751	25.00 ppb	0.00
72) 1,4-Dichlorobenzene-d4	15.46	152	294627	25.00 ppb	0.00
System Monitoring Compounds					
34) Dibromofluoromethane	9.48	113	146456	24.95 ppb	0.00
Spiked Amount 25.000	Range 79 - 120		Recovery = 99.80%		
39) 1,2-Dichloroethane-d4	10.07	65	145042	25.66 ppb	0.00
Spiked Amount 25.000	Range 62 - 139		Recovery = 102.64%		
53) Toluene-d8	11.83	98	591678	25.00 ppb	0.00
Spiked Amount 25.000	Range 83 - 120		Recovery = 100.00%		
73) 4-Bromofluorobenzene	14.37	174	187858	24.86 ppb	0.00
Spiked Amount 25.000	Range 74 - 123		Recovery = 99.44%		
Target Compounds					Qvalue
2) Dichlorodifluoromethane	4.82	85	495323	37.31 ppb	98
3) Chloromethane	5.16	50	651189	36.59 ppb	99
4) Vinyl chloride	5.33	62	530700	36.41 ppb	99
5) Bromomethane	5.84	96	279333	36.60 ppb	96
6) Chloroethane	6.00	64	245154	36.42 ppb	99
7) Trichlorofluoromethane	6.22	101	402416	37.24 ppb	100
8) Ethanol	6.65	45	8357	1142.27 ppb #	87
9) 1,1,2-Trichloro-1,2,2-trif	6.91	101	205084	36.54 ppb	95
10) Acrolein	7.28	56	187918	372.44 ppb	99
11) 1,1-Dichloroethene	6.90	96	253704	36.55 ppb	98
12) Acetone	7.59	58	20993	154.25 ppb #	58
13) Iodomethane	7.14	142	419180	36.37 ppb	100
14) Allyl Chloride	7.44	39	300227	36.20 ppb	97
15) tert-Butanol	7.80	59	28084	221.73 ppb	74
16) Acetonitrile	8.18	41	279974	377.82 ppb	98
17) Carbon disulfide	7.03	76	976306	36.58 ppb	99
18) Methylene chloride	7.57	84	284211	36.24 ppb	95
19) Methyl-t-butyl ether	7.81	73	1029371	73.31 ppb	99
20) trans-1,2-Dichloroethene	7.76	96	278442	36.40 ppb	99
21) Acrylonitrile	8.52	53	491035	368.08 ppb	99
22) Isopropyl ether	8.18	45	922238	35.97 ppb	99
23) Vinyl acetate	8.62	43	332830	36.89 ppb	99
24) Chloroprene	8.43	53	408916	36.01 ppb	98
25) 1,1-Dichloroethane	8.47	63	548432	35.97 ppb	99
26) Ethyl tert-butyl ether	8.59	59	729530	36.06 ppb	99
27) 2-Butanone	9.58	43	127946	155.69 ppb	99
28) 2,2-Dichloropropane	9.18	77	367070	36.37 ppb	100

(#) = qualifier out of range (m) = manual integration

m 9/17/08

Quantitation Report (QT Reviewed)

Data File : C:\MSDCHEM\1\DATA\091608\D24006.D Vial: 12
Acq On : 16 Sep 2008 18:56 Operator: TWK-sop525r12
Sample : VOC_35ppb_CSTD Inst : HPV4
Misc : 10mL un-heated purge (A) Multiplr: 1.00
MS Integration Params: rteint.p
Quant Time: Sep 17 10:25:15 2008 Quant Results File: 091608W.RES

Quant Method : C:\MSDCHEM\1\METHODS\091608W.M (RTE Integrator)
Title : GCMS Volatiles (S.O.P. 525)
Last Update : Wed Sep 17 10:25:07 2008
Response via : Initial Calibration
DataAcq Meth : 091608W

	Compound	R.T.	QIon	Response	Conc	Unit		Qvalue
29)	cis-1,2-Dichloroethene	9.04	96	301858	35.69	ppb		98
30)	Propionitrile	9.95	54	154253	402.47	ppb		90
31)	Methacrylonitrile	9.95	41	212760	38.47	ppb	#	79
32)	Bromochloromethane	9.26	128	118193	36.24	ppb		97
33)	Chloroform	9.28	83	496014	35.64	ppb		100
35)	1,1,1-Trichloroethane	9.57	97	430219	36.23	ppb		99
36)	Isobutyl Alcohol	9.94	43	274645	766.97	ppb		98
37)	Carbon Tetrachloride	9.50	117	368673	36.03	ppb		98
38)	1,1-Dichloropropene	9.67	75	392063	36.01	ppb		99
40)	Benzene	9.93	78	1171846	35.61	ppb		100
41)	Tert-amyl methyl ether	9.94	73	610302	36.50	ppb		99
42)	1,2-Dichloroethane	10.13	62	283704	36.31	ppb		99
43)	Trichloroethene	10.48	95	277979	35.72	ppb		98
44)	Methyl methacrylate	11.09	69	97634	38.33	ppb	#	91
45)	1,2-Dichloropropane	11.03	63	294980	35.86	ppb		98
46)	1,4-Dioxane	11.21	58	4270	1178.48	ppb	#	85
47)	Dibromomethane	10.94	93	131266	36.67	ppb		97
48)	Bromodichloromethane	11.04	83	353102	36.24	ppb		97
49)	2-Chloroethyl vinyl ether	11.52	63	113665	37.40	ppb	#	94
50)	cis-1,3-Dichloropropene	11.64	75	435292	36.55	ppb		98
51)	4-Methyl-2-pentanone	12.17	43	341922	153.40	ppb		97
54)	Toluene	11.87	91	1220061	35.53	ppb		99
55)	Ethyl methacrylate	12.28	69	219661	37.53	ppb	#	97
56)	trans-1,3-Dichloropropene	12.23	75	363417	36.43	ppb		99
57)	1,1,2-Trichloroethane	12.40	83	158478	36.58	ppb		97
58)	Tetrachloroethene	12.25	164	218763	35.74	ppb		97
59)	2-Hexanone	12.93	43	229015	153.21	ppb		96
60)	1,3-Dichloropropane	12.68	76	328853	36.49	ppb		99
61)	Dibromochloromethane	12.60	129	239727	36.80	ppb		98
62)	1,2-Dibromoethane	12.87	107	176248	36.91	ppb		100
63)	1-Chlorohexane	13.20	91	414822	36.46	ppb		96
64)	Chlorobenzene	13.30	112	827433	35.94	ppb		94
65)	Ethylbenzene	13.27	91	1499450	35.80	ppb		100
66)	1,1,1,2-Tetrachloroethane	13.34	131	275949	35.88	ppb	#	91
67)	m,p-Xylene	13.40	106	1232363	71.70	ppb		99
68)	o-Xylene	13.80	106	613456	35.85	ppb		97
69)	Styrene	13.84	104	918683	36.09	ppb		99
70)	Bromoform	13.93	173	131454	36.63	ppb		99
71)	Isopropylbenzene	14.06	105	1503263	35.89	ppb		98
74)	1,1,2,2-Tetrachloroethane	14.50	83	243545	36.49	ppb		98
75)	n-Propylbenzene	14.44	91	2028651	35.60	ppb		100

(#) = qualifier out of range (m) = manual integration

Quantitation Report (QT Reviewed)

Data File : C:\MSDCHEM\1\DATA\091608\D24006.D Vial: 12
Acq On : 16 Sep 2008 18:56 Operator: TWK-sop525r12
Sample : VOC_35ppb_CSTD Inst : HPV4
Misc : 10mL un-heated purge (A) Multiplr: 1.00
MS Integration Params: rteint.p
Quant Time: Sep 17 10:25:15 2008 Quant Results File: 091608W.RES

Quant Method : C:\MSDCHEM\1\METHODS\091608W.M (RTE Integrator)
Title : GCMS Volatiles (S.O.P. 525)
Last Update : Wed Sep 17 10:25:07 2008
Response via : Initial Calibration
DataAcq Meth : 091608W

	Compound	R.T.	QIon	Response	Conc Unit	Qvalue
76)	Bromobenzene	14.51	156	352586	35.88 ppb	95
77)	trans-1,4-Dichloro-2-buten	14.67	53	61696	36.32 ppb	99
78)	1,2,3-Trichloropropane	14.68	110	64455	36.24 ppb	74
79)	1,3,5-Trimethylbenzene	14.59	105	1370124	35.43 ppb	99
80)	2-Chlorotoluene	14.65	91	1165865	35.71 ppb	98
81)	4-Chlorotoluene	14.80	91	1217395	35.79 ppb	100
82)	tert-Butylbenzene	14.93	119	1217872	35.65 ppb	99
83)	1,2,4-Trimethylbenzene	14.98	105	1401951	35.71 ppb	99
84)	sec-Butylbenzene	15.09	105	1886976	35.41 ppb	100
85)	p-Isopropyltoluene	15.20	119	1563424	35.51 ppb	100
86)	1,3-Dichlorobenzene	15.39	146	774046	36.15 ppb	99
87)	1,4-Dichlorobenzene	15.48	146	738366	35.89 ppb	100
88)	n-Butylbenzene	15.63	91	1539388	35.14 ppb	98
89)	1,2-Dichlorobenzene	15.94	146	690007	36.45 ppb	99
90)	Hexachloroethane	15.91	117	290789	35.32 ppb	98
91)	1,2-Dibromo-3-chloropropan	16.84	155	29899	36.97 ppb	94
92)	1,2,4-Trichlorobenzene	17.71	180	459804	36.52 ppb	97
93)	Hexachlorobutadiene	17.58	225	226533	34.29 ppb	98
94)	Naphthalene	18.23	128	677445	37.30 ppb	100
95)	1,2,3-Trichlorobenzene	18.52	180	298254	37.68 ppb	97

(#) = qualifier out of range (m) = manual integration (+) = signals summed

Quantitation Report (QT Reviewed)

Data File : C:\MSDCHEM\1\DATA\091608\D24006.D Vial: 12
Acq On : 16 Sep 2008 18:56 Operator: TWK-sop525r1
Sample : VOC_35ppb_CSTD Inst : HPV4
Misc : 10mL un-heated purge (A) Multiplr: 1.00
MS Integration Params: rteint.p
Quant Time: Sep 17 10:25 2008 Quant Results File: 091608W.RES

Method : C:\MSDCHEM\1\METHODS\091608W.M (RTE Integrator)
Title : GCMS Volatiles (S.O.P. 525)
Last Update : Wed Sep 17 10:25:07 2008
Response via : Initial Calibration

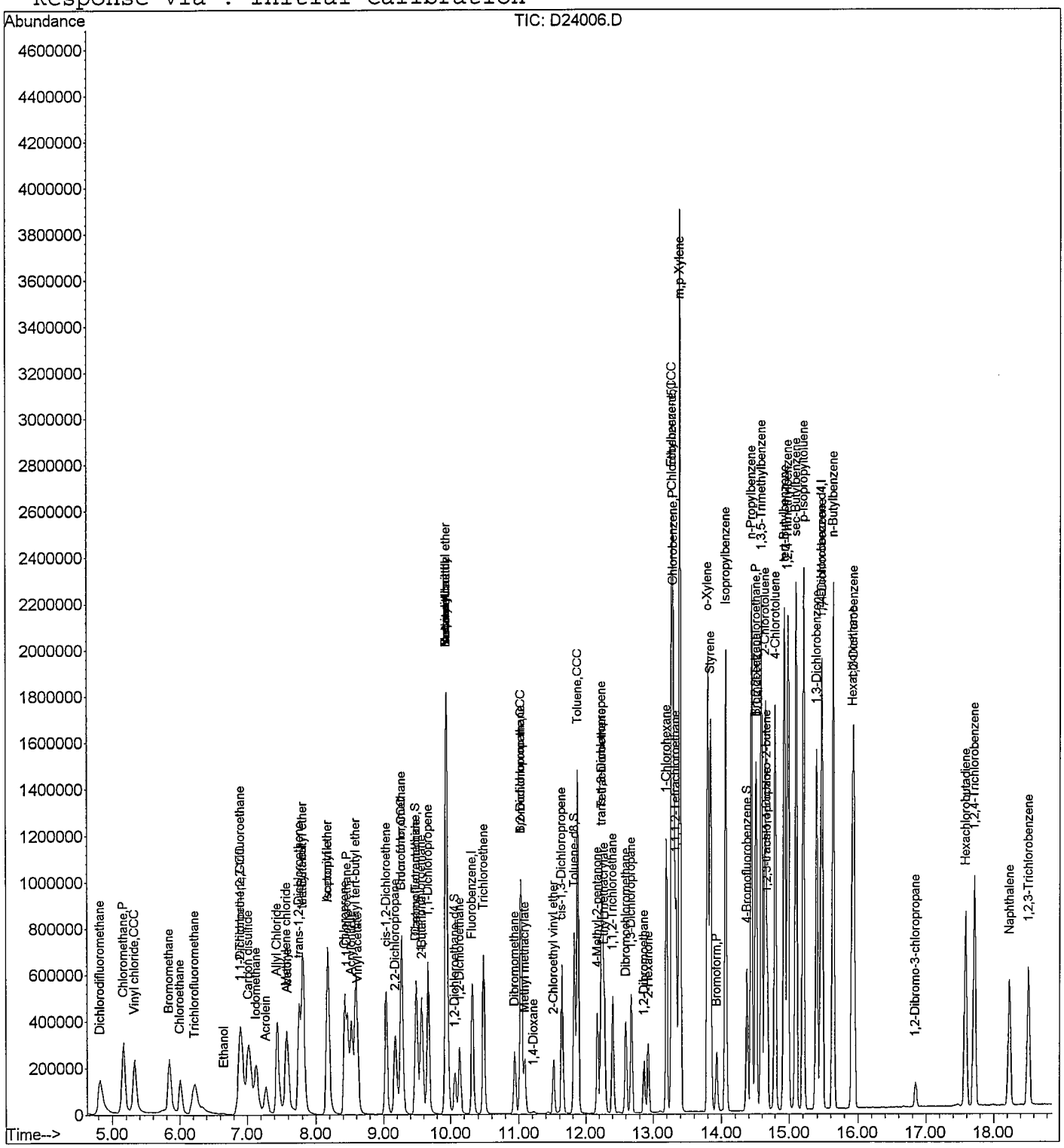

Quantitation Report (QT Reviewed)

Data File : C:\MSDCHEM\1\DATA\091608\D24009.D Vial: 15
Acq On : 16 Sep 2008 20:05 Operator: TWK-sop525r12
Sample : VOC_50ppb_CSTD Inst : HPV4
Misc : 10mL un-heated purge (A) Multiplr: 1.00
MS Integration Params: rteint.p
Quant Time: Sep 17 10:23:19 2008 Quant Results File: 091608W.RES

Quant Method : C:\MSDCHEM\1\METHODS\091608W.M (RTE Integrator)
Title : GCMS Volatiles (S.O.P. 525)
Last Update : Wed Sep 17 10:23:06 2008
Response via : Initial Calibration
DataAcq Meth : 091608W

Internal Standards	R.T.	QIon	Response	Conc	Units	Dev(Min)
1) Fluorobenzene	10.32	96	633902	25.00	ppb	0.00
52) Chlorobenzene-d5	13.29	117	541127	25.00	ppb	0.00
72) 1,4-Dichlorobenzene-d4	15.46	152	309767	25.00	ppb	0.00
System Monitoring Compounds						
34) Dibromofluoromethane	9.48	113	154774	25.12	ppb	0.00
Spiked Amount 25.000	Range 79 - 120		Recovery = 100.48%			
39) 1,2-Dichloroethane-d4	10.07	65	144839	23.73	ppb	0.00
Spiked Amount 25.000	Range 62 - 139		Recovery = 94.92%			
53) Toluene-d8	11.83	98	608217	23.73	ppb	0.00
Spiked Amount 25.000	Range 83 - 120		Recovery = 94.92%			
73) 4-Bromofluorobenzene	14.37	174	199453	25.21	ppb	0.00
Spiked Amount 25.000	Range 74 - 123		Recovery = 100.84%			

Target Compounds						Qvalue
2) Dichlorodifluoromethane	4.82	85	713366	52.17	ppb	99
3) Chloromethane	5.16	50	913788	47.64	ppb	99
4) Vinyl chloride	5.33	62	756814	48.72	ppb	98
5) Bromomethane	5.85	96	395425	48.50	ppb	97
6) Chloroethane	6.01	64	356557	50.69	ppb	98
7) Trichlorofluoromethane	6.22	101	596363	55.14	ppb	98
8) Ethanol	6.63	45	7054	845.52	ppb #	87
9) 1,1,2-Trichloro-1,2,2-trif	6.90	101	309447	55.02	ppb	97
10) Acrolein	7.28	56	264199	495.25	ppb	97
11) 1,1-Dichloroethene	6.91	96	375119	52.79	ppb	97
12) Acetone	7.59	58	27855	189.30	ppb #	54
13) Iodomethane	7.14	142	615896	51.59	ppb	98
14) Allyl Chloride	7.44	39	441203	51.13	ppb	96
15) tert-Butanol	7.81	59	31526	224.46	ppb	79
16) Acetonitrile	8.18	41	379070	473.04	ppb	97
17) Carbon disulfide	7.03	76	1421601	51.24	ppb	99
18) Methylene chloride	7.57	84	410606	49.52	ppb	98
19) Methyl-t-butyl ether	7.81	73	1483693	100.85	ppb	98
20) trans-1,2-Dichloroethene	7.76	96	410975	52.17	ppb	99
21) Acrylonitrile	8.52	53	687202	479.52	ppb	97
22) Isopropyl ether	8.18	45	1347074	49.85	ppb	99
23) Vinyl acetate	8.62	43	486286	52.52	ppb	100
24) Chloroprene	8.43	53	615294	53.07	ppb	99
25) 1,1-Dichloroethane	8.47	63	813066	51.39	ppb	100
26) Ethyl tert-butyl ether	8.59	59	1068411	50.36	ppb	99
27) 2-Butanone	9.58	43	169814	192.87	ppb	100
28) 2,2-Dichloropropane	9.18	77	526289	49.12	ppb	99

(#) = qualifier out of range (m) = manual integration m 9/17/08

Quantitation Report (QT Reviewed)

Data File : C:\MSDCHEM\1\DATA\091608\D24009.D Vial: 15
Acq On : 16 Sep 2008 20:05 Operator: TWK-sop525r12
Sample : VOC_50ppb_CSTD Inst : HPV4
Misc : 10mL un-heated purge (A) Multiplr: 1.00
MS Integration Params: rteint.p
Quant Time: Sep 17 10:23:19 2008 Quant Results File: 091608W.RES

Quant Method : C:\MSDCHEM\1\METHODS\091608W.M (RTE Integrator)
Title : GCMS Volatiles (S.O.P. 525)
Last Update : Wed Sep 17 10:23:06 2008
Response via : Initial Calibration
DataAcq Meth : 091608W

	Compound	R.T.	QIon	Response	Conc	Unit		Qvalue
29)	cis-1,2-Dichloroethene	9.04	96	455200	52.34	ppb		98
30)	Propionitrile	9.95	54	200785	495.74	ppb		97
31)	Methacrylonitrile	9.95	41	287694	48.90	ppb		97
32)	Bromochloromethane	9.26	128	173980	51.41	ppb		98
33)	Chloroform	9.28	83	746555	51.99	ppb		99
35)	1,1,1-Trichloroethane	9.57	97	646916	53.68	ppb		99
36)	Isobutyl Alcohol	9.94	43	379794	1016.00	ppb		97
37)	Carbon Tetrachloride	9.50	117	558956	53.97	ppb		98
38)	1,1-Dichloropropene	9.67	75	588087	52.74	ppb		99
40)	Benzene	9.93	78	1760828	51.72	ppb		99
41)	Tert-amyl methyl ether	9.94	73	891376	51.35	ppb		99
42)	1,2-Dichloroethane	10.13	62	411939	50.21	ppb		98
43)	Trichloroethene	10.48	95	417054	51.90	ppb		99
44)	Methyl methacrylate	11.09	69	135500	51.12	ppb		95
45)	1,2-Dichloropropane	11.03	63	437790	51.18	ppb		99
46)	1,4-Dioxane	11.21	58	3597	892.93	ppb	#	85
47)	Dibromomethane	10.94	93	189178	50.46	ppb		98
48)	Bromodichloromethane	11.03	83	526308	52.75	ppb		98
49)	2-Chloroethyl vinyl ether	11.52	63	161053	50.73	ppb		96
50)	cis-1,3-Dichloropropene	11.64	75	634094	51.22	ppb		99
51)	4-Methyl-2-pentanone	12.17	43	466411	197.72	ppb		97
54)	Toluene	11.87	91	1819863	50.42	ppb		100
55)	Ethyl methacrylate	12.28	69	311471	50.87	ppb		99
56)	trans-1,3-Dichloropropene	12.23	75	522986	49.36	ppb		98
57)	1,1,2-Trichloroethane	12.40	83	227162	49.37	ppb		98
58)	Tetrachloroethene	12.25	164	330543	52.41	ppb		97
59)	2-Hexanone	12.93	43	312491	196.22	ppb		96
60)	1,3-Dichloropropane	12.68	76	472890	49.45	ppb		98
61)	Dibromochloromethane	12.60	129	352697	52.67	ppb		98
62)	1,2-Dibromoethane	12.87	107	253851	50.76	ppb		100
63)	1-Chlorohexane	13.20	91	620474	53.47	ppb		96
64)	Chlorobenzene	13.30	112	1241557	52.26	ppb		99
65)	Ethylbenzene	13.27	91	2248520	51.76	ppb		99
66)	1,1,1,2-Tetrachloroethane	13.34	131	415219	52.36	ppb	#	88
67)	m,p-Xylene	13.40	106	1886025	108.27	ppb		99
68)	o-Xylene	13.80	106	926725	52.70	ppb		98
69)	Styrene	13.84	104	1396867	54.15	ppb		99
70)	Bromoform	13.93	173	196614	53.97	ppb		99
71)	Isopropylbenzene	14.06	105	2269545	52.77	ppb		98
74)	1,1,2,2-Tetrachloroethane	14.50	83	348597	49.37	ppb		99
75)	n-Propylbenzene	14.44	91	3033980	51.29	ppb		99

(#) = qualifier out of range (m) = manual integration

Quantitation Report (QT Reviewed)

Data File : C:\MSDCHEM\1\DATA\091608\D24009.D Vial: 15
Acq On : 16 Sep 2008 20:05 Operator: TWK-sop525r12
Sample : VOC_50ppb_CSTD Inst : HPV4
Misc : 10mL un-heated purge (A) Multiplr: 1.00
MS Integration Params: rteint.p
Quant Time: Sep 17 10:23:19 2008 Quant Results File: 091608W.RES

Quant Method : C:\MSDCHEM\1\METHODS\091608W.M (RTE Integrator)
Title : GCMS Volatiles (S.O.P. 525)
Last Update : Wed Sep 17 10:23:06 2008
Response via : Initial Calibration
DataAcq Meth : 091608W

	Compound	R.T.	QIon	Response	Conc Unit	Qvalue
76)	Bromobenzene	14.51	156	527868	52.23 ppb	95
77)	trans-1,4-Dichloro-2-buten	14.67	53	88526	49.15 ppb	96
78)	1,2,3-Trichloropropane	14.68	110	95144	51.80 ppb	75
79)	1,3,5-Trimethylbenzene	14.59	105	2082304	52.50 ppb	98
80)	2-Chlorotoluene	14.65	91	1747089	51.83 ppb	98
81)	4-Chlorotoluene	14.80	91	1815566	51.55 ppb	99
82)	tert-Butylbenzene	14.93	119	1835663	52.26 ppb	100
83)	1,2,4-Trimethylbenzene	14.98	105	2107280	52.15 ppb	100
84)	sec-Butylbenzene	15.09	105	2846903	51.64 ppb	99
85)	p-Isopropyltoluene	15.20	119	2361349	52.07 ppb	99
86)	1,3-Dichlorobenzene	15.39	146	1147052	51.94 ppb	99
87)	1,4-Dichlorobenzene	15.48	146	1095996	51.35 ppb	99
88)	n-Butylbenzene	15.63	91	2313634	50.47 ppb	99
89)	1,2-Dichlorobenzene	15.94	146	1013784	51.91 ppb	99
90)	Hexachloroethane	15.91	117	443641	52.56 ppb	97
91)	1,2-Dibromo-3-chloropropan	16.84	155	42532	50.04 ppb	95
92)	1,2,4-Trichlorobenzene	17.71	180	671993	51.54 ppb	97
93)	Hexachlorobutadiene	17.58	225	360059	53.83 ppb	97
94)	Naphthalene	18.23	128	960253	50.57 ppb	100
95)	1,2,3-Trichlorobenzene	18.52	180	423545	51.83 ppb	100

(#) = qualifier out of range (m) = manual integration (+) = signals summed

Quantitation Report (QT Reviewed)

Data File : C:\MSDCHEM\1\DATA\091608\D24009.D Vial: 15
Acq On : 16 Sep 2008 20:05 Operator: TWK-sop525r1
Sample : VOC_50ppb_CSTD Inst : HPV4
Misc : 10mL un-heated purge (A) Multiplr: 1.00
MS Integration Params: rteint.p
Quant Time: Sep 17 10:23 2008 Quant Results File: 091608W.RES

Method : C:\MSDCHEM\1\METHODS\091608W.M (RTE Integrator)
Title : GCMS Volatiles (S.O.P. 525)
Last Update : Wed Sep 17 10:23:06 2008
Response via : Initial Calibration

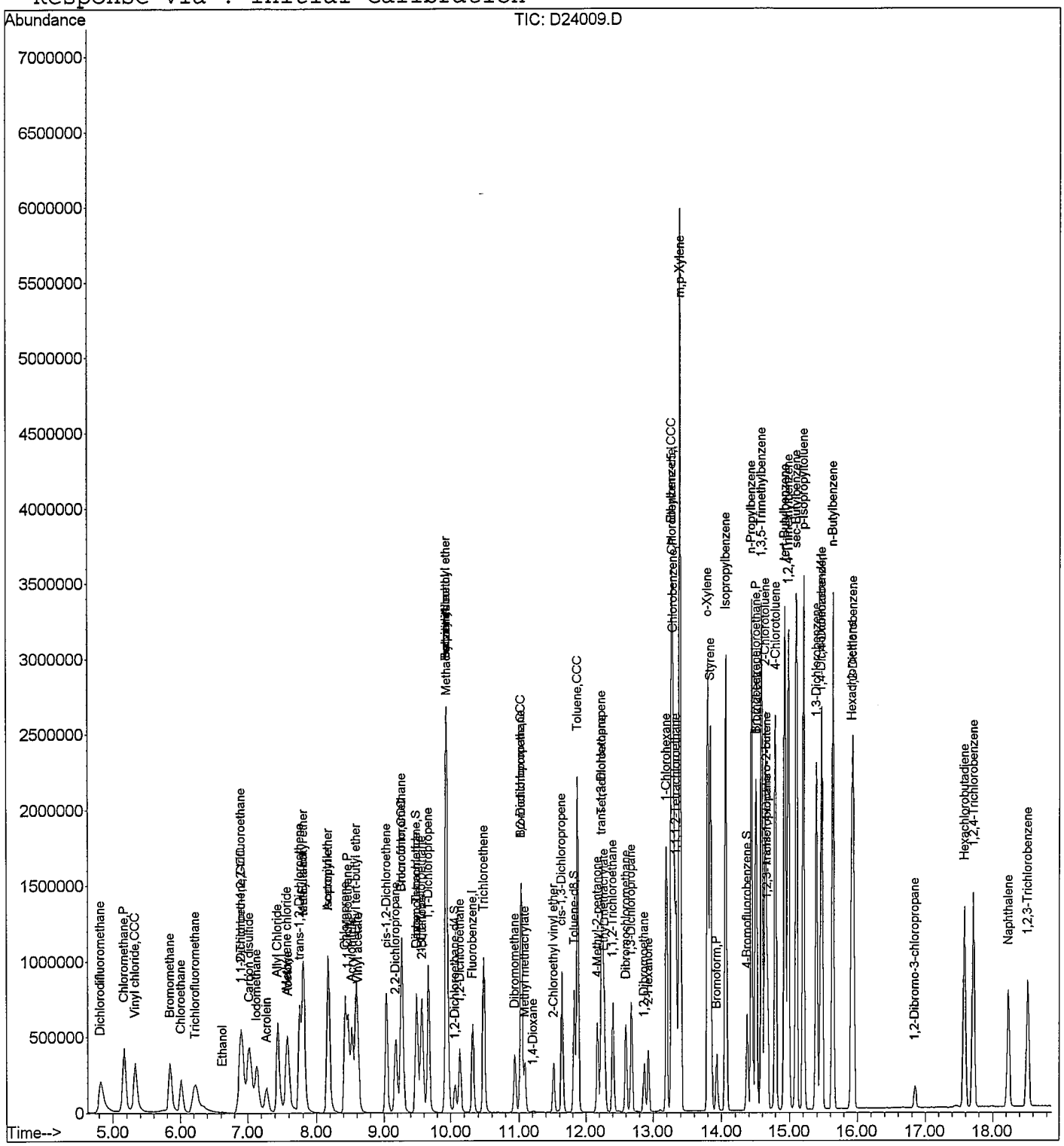

Quantitation Report (QT Reviewed)

Data File : C:\MSDCHEM\1\DATA\091608\D24013.D Vial: 19
Acq On : 16 Sep 2008 21:38 Operator: TWK-sop525r12
Sample : VL080916-4ICV Inst : HPV4
Misc : 10mL un-heated purge (B) Multiplr: 1.00
MS Integration Params: rteint.p
Quant Time: Sep 17 11:14:49 2008 Quant Results File: 091608W.RES

Quant Method : C:\MSDCHEM\1\METHODS\091608W.M (RTE Integrator)
Title : GCMS Volatiles (S.O.P. 525)
Last Update : Wed Sep 17 11:14:29 2008
Response via : Initial Calibration
DataAcq Meth : 091608W

Internal Standards	R.T.	QIon	Response	Conc Units	Dev(Min)
1) Fluorobenzene	10.32	96	553380	25.00 ppb	0.00
52) Chlorobenzene-d5	13.29	117	441799	25.00 ppb	0.00
72) 1,4-Dichlorobenzene-d4	15.46	152	249521	25.00 ppb	0.00
System Monitoring Compounds					
34) Dibromofluoromethane	9.48	113	131702	24.70 ppb	0.00
Spiked Amount 25.000	Range 79 - 120		Recovery = 98.80%		
39) 1,2-Dichloroethane-d4	10.07	65	132299	25.05 ppb	0.00
Spiked Amount 25.000	Range 62 - 139		Recovery = 100.20%		
53) Toluene-d8	11.83	98	532155	24.80 ppb	0.00
Spiked Amount 25.000	Range 83 - 120		Recovery = 99.20%		
73) 4-Bromofluorobenzene	14.37	174	160622	24.50 ppb	0.00
Spiked Amount 25.000	Range 74 - 123		Recovery = 98.00%		
Target Compounds					Qvalue
2) Dichlorodifluoromethane	4.82	85	119365	9.88 ppb	95
3) Chloromethane	5.14	50	159674	8.78 ppb	96
4) Vinyl chloride	5.32	62	139638	9.81 ppb	98
5) Bromomethane	5.83	96	70014	9.03 ppb	98
6) Chloroethane	6.00	64	60274	9.44 ppb	98
7) Trichlorofluoromethane	6.22	101	104023	10.46 ppb	99
8) Ethanol	6.63	45	695	No Calib #	
9) 1,1,2-Trichloro-1,2,2-trif	6.90	101	59722	11.83 ppb	93
10) Acrolein	7.28	56	45204	97.52 ppb	98
11) 1,1-Dichloroethene	6.90	96	66826	10.15 ppb	97
12) Acetone	7.59	58	8008	34.30 ppb	84
13) Iodomethane	7.13	142	105902	10.25 ppb	98
14) Allyl Chloride	7.44	39	77501	9.51 ppb	91
15) tert-Butanol	7.80	59	5094	No Calib #	
16) Acetonitrile	8.18	41	67793	86.39 ppb	98
17) Carbon disulfide	7.03	76	247762	9.97 ppb	99
18) Methylene chloride	7.57	84	78559	10.03 ppb	96
19) Methyl-t-butyl ether	7.81	73	261071	20.09 ppb	98
20) trans-1,2-Dichloroethene	7.75	96	71948	10.18 ppb	99
21) Acrylonitrile	8.52	53	120067	94.59 ppb	97
22) Isopropyl ether	8.18	45	234526	9.98 ppb	99
23) Vinyl acetate	8.62	43	78404	9.05 ppb	98
24) Chloroprene	8.43	53	101667	10.46 ppb	100
25) 1,1-Dichloroethane	8.46	63	143229	10.19 ppb	99
26) Ethyl tert-butyl ether	8.59	59	183664	10.04 ppb	99
27) 2-Butanone	9.58	43	48187	35.49 ppb	93
28) 2,2-Dichloropropane	9.18	77	90729	8.86 ppb	99

(#) = qualifier out of range (m) = manual integration

mu 9/17/08

Quantitation Report (QT Reviewed)

Data File : C:\MSDCHEM\1\DATA\091608\D24013.D Vial: 19
Acq On : 16 Sep 2008 21:38 Operator: TWK-sop525r12
Sample : VL080916-4ICV Inst : HPV4
Misc : 10mL un-heated purge (B) Multiplr: 1.00
MS Integration Params: rteint.p
Quant Time: Sep 17 11:14:49 2008 Quant Results File: 091608W.RES

Quant Method : C:\MSDCHEM\1\METHODS\091608W.M (RTE Integrator)
Title : GCMS Volatiles (S.O.P. 525)
Last Update : Wed Sep 17 11:14:29 2008
Response via : Initial Calibration
DataAcq Meth : 091608W

	Compound	R.T.	QIon	Response	Conc Unit		Qvalue
29)	cis-1,2-Dichloroethene	9.03	96	78087	10.07 ppb		99
30)	Propionitrile	9.95	54	33180	85.86 ppb		93
31)	Methacrylonitrile	9.95	41	49024	8.34 ppb	#	78
32)	Bromochloromethane	9.26	128	30259	10.35 ppb		97
33)	Chloroform	9.28	83	128235	10.12 ppb		99
35)	1,1,1-Trichloroethane	9.57	97	111982	10.60 ppb		99
36)	Isobutyl Alcohol	9.94	43	60937	175.54 ppb		94
37)	Carbon Tetrachloride	9.50	117	96492	10.41 ppb		99
38)	1,1-Dichloropropene	9.67	75	99689	10.17 ppb		99
40)	Benzene	9.93	78	305245	10.01 ppb		99
41)	Tert-amyl methyl ether	9.94	73	148052	9.61 ppb		98
42)	1,2-Dichloroethane	10.13	62	72931	10.00 ppb		99
43)	Trichloroethene	10.48	95	72877	10.19 ppb		95
44)	Methyl methacrylate	11.09	69	21580	9.41 ppb	#	88
45)	1,2-Dichloropropane	11.03	63	76133	10.01 ppb		96
46)	1,4-Dioxane	11.21	58	135	No Calib	#	
47)	Dibromomethane	10.94	93	32393	9.77 ppb		95
48)	Bromodichloromethane	11.04	83	88894	10.09 ppb		97
49)	2-Chloroethyl vinyl ether	11.52	63	26976	9.96 ppb		95
50)	cis-1,3-Dichloropropene	11.64	75	109555	9.89 ppb		97
51)	4-Methyl-2-pentanone	12.17	43	131622	38.78 ppb		97
54)	Toluene	11.87	91	316054	10.13 ppb		99
55)	Ethyl methacrylate	12.28	69	49891	10.16 ppb		98
56)	trans-1,3-Dichloropropene	12.23	75	88950	9.78 ppb		95
57)	1,1,2-Trichloroethane	12.40	83	38932	9.71 ppb		98
58)	Tetrachloroethene	12.25	164	54836	9.99 ppb		97
59)	2-Hexanone	12.93	43	84934	38.33 ppb		99
60)	1,3-Dichloropropane	12.68	76	80865	9.85 ppb		97
61)	Dibromochloromethane	12.60	129	56262	10.06 ppb		98
62)	1,2-Dibromoethane	12.87	107	42637	9.88 ppb		98
63)	1-Chlorohexane	13.20	91	98639	10.05 ppb		94
64)	Chlorobenzene	13.30	112	204824	10.08 ppb	#	89
65)	Ethylbenzene	13.27	91	372712	10.15 ppb		100
66)	1,1,1,2-Tetrachloroethane	13.34	131	67440	10.10 ppb	#	95
67)	m,p-Xylene	13.40	106	296385	20.48 ppb		98
68)	o-Xylene	13.80	106	148706	10.31 ppb		99
69)	Styrene	13.84	104	213341	10.26 ppb		99
70)	Bromoform	13.93	173	30214	10.32 ppb		97
71)	Isopropylbenzene	14.06	105	369338	10.60 ppb		100
74)	1,1,2,2-Tetrachloroethane	14.50	83	59081	9.77 ppb		96
75)	n-Propylbenzene	14.44	91	498696	10.18 ppb		99

(#) = qualifier out of range (m) = manual integration

Quantitation Report (QT Reviewed)

Data File : C:\MSDCHEM\1\DATA\091608\D24013.D Vial: 19
Acq On : 16 Sep 2008 21:38 Operator: TWK-sop525r12
Sample : VL080916-4ICV Inst : HPV4
Misc : 10mL un-heated purge (B) Multiplr: 1.00
MS Integration Params: rteint.p
Quant Time: Sep 17 11:14:49 2008 Quant Results File: 091608W.RES

Quant Method : C:\MSDCHEM\1\METHODS\091608W.M (RTE Integrator)
Title : GCMS Volatiles (S.O.P. 525)
Last Update : Wed Sep 17 11:14:29 2008
Response via : Initial Calibration
DataAcq Meth : 091608W

	Compound	R.T.	QIon	Response	Conc	Unit	Qvalue
76)	Bromobenzene	14.51	156	84484	9.91	ppb	98
77)	trans-1,4-Dichloro-2-buten	14.67	53	15982	10.07	ppb	96
78)	1,2,3-Trichloropropane	14.69	110	15260	9.94	ppb	97
79)	1,3,5-Trimethylbenzene	14.59	105	334867	10.41	ppb	100
80)	2-Chlorotoluene	14.65	91	284871	10.28	ppb	99
81)	4-Chlorotoluene	14.80	91	296624	10.44	ppb	100
82)	tert-Butylbenzene	14.93	119	298373	10.42	ppb	99
83)	1,2,4-Trimethylbenzene	14.98	105	340255	10.47	ppb	99
84)	sec-Butylbenzene	15.09	105	464592	10.43	ppb	100
85)	p-Isopropyltoluene	15.20	119	383660	10.48	ppb	100
86)	1,3-Dichlorobenzene	15.39	146	187868	10.25	ppb	99
87)	1,4-Dichlorobenzene	15.48	146	178677	10.07	ppb	99
88)	n-Butylbenzene	15.63	91	381993	10.33	ppb	99
89)	1,2-Dichlorobenzene	15.94	146	165201	10.09	ppb	98
90)	Hexachloroethane	15.91	117	68296	10.16	ppb	99
91)	1,2-Dibromo-3-chloropropan	16.85	155	6697	9.47	ppb	88
92)	1,2,4-Trichlorobenzene	17.71	180	107146	9.91	ppb	95
93)	Hexachlorobutadiene	17.58	225	54843	10.14	ppb	94
94)	Naphthalene	18.23	128	160217	9.97	ppb	100
95)	1,2,3-Trichlorobenzene	18.52	180	73825	10.43	ppb	98

(#) = qualifier out of range (m) = manual integration (+) = signals summed

Quantitation Report (QT Reviewed)

Data File : C:\MSDCHEM\1\DATA\091608\D24013.D Vial: 19
Acq On : 16 Sep 2008 21:38 Operator: TWK-sop525r1
Sample : VL080916-4ICV Inst : HPV4
Misc : 10mL un-heated purge (B) Multiplr: 1.00
MS Integration Params: rteint.p
Quant Time: Sep 17 11:14 2008 Quant Results File: 091608W.RES

Method : C:\MSDCHEM\1\METHODS\091608W.M (RTE Integrator)
Title : GCMS Volatiles (S.O.P. 525)
Last Update : Wed Sep 17 11:14:29 2008
Response via : Initial Calibration

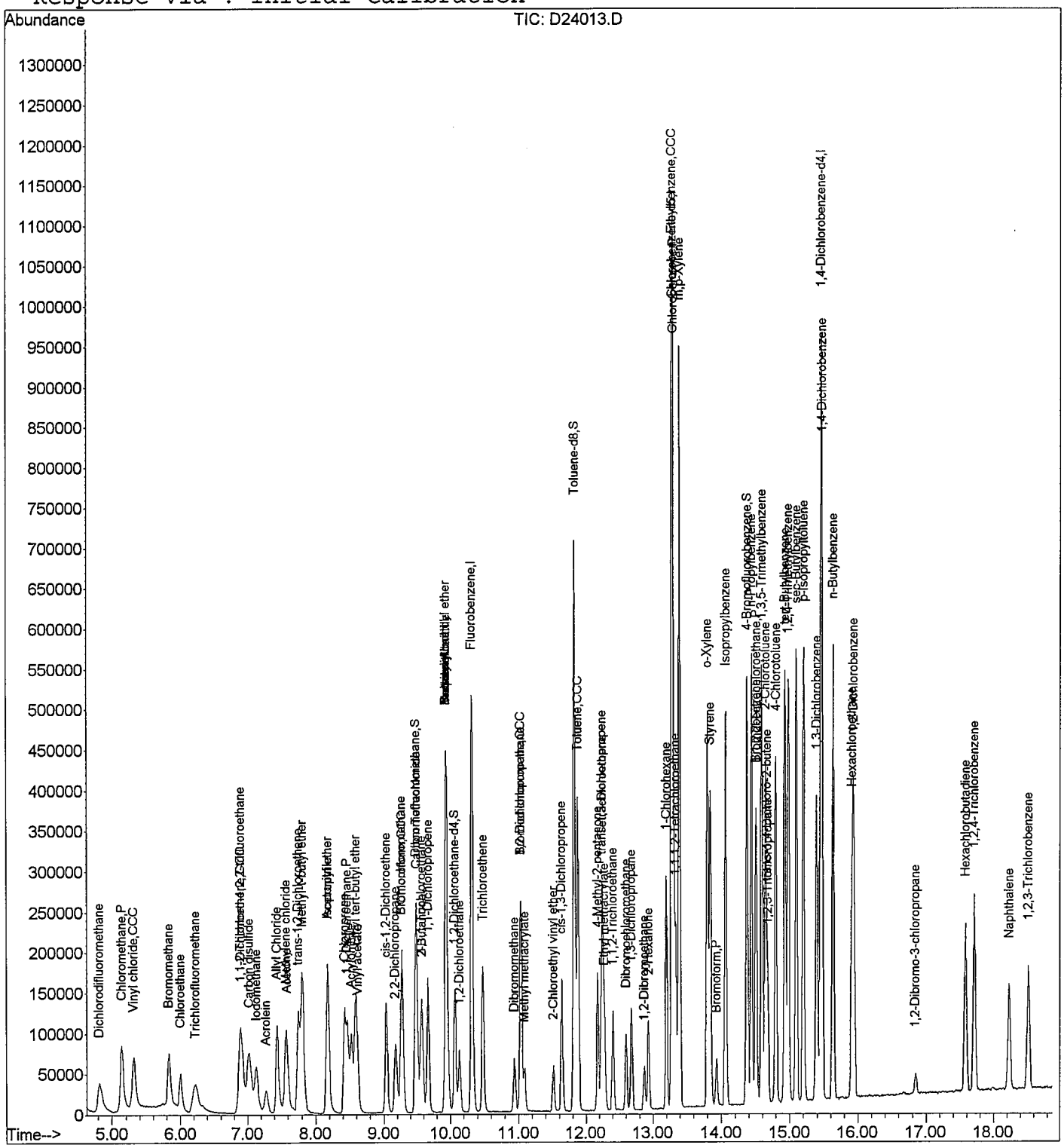

BFB

Data File : C:\MSDCHEM\1\DATA\091908\D24038.D Vial: 100
Acq On : 19 Sep 2008 8:49 Operator: TWK-sop525
Sample : BFB-TUNE1 Inst : HPV4
Misc : 50ng 4-BFB - 1uL direct injection Multiplr: 1.00
MS Integration Params: rteint.p
Method : C:\MSDCHEM\1\METHODS\091608W.M (RTE Integrator)
Title : GCMS Volatiles (S.O.P. 525)

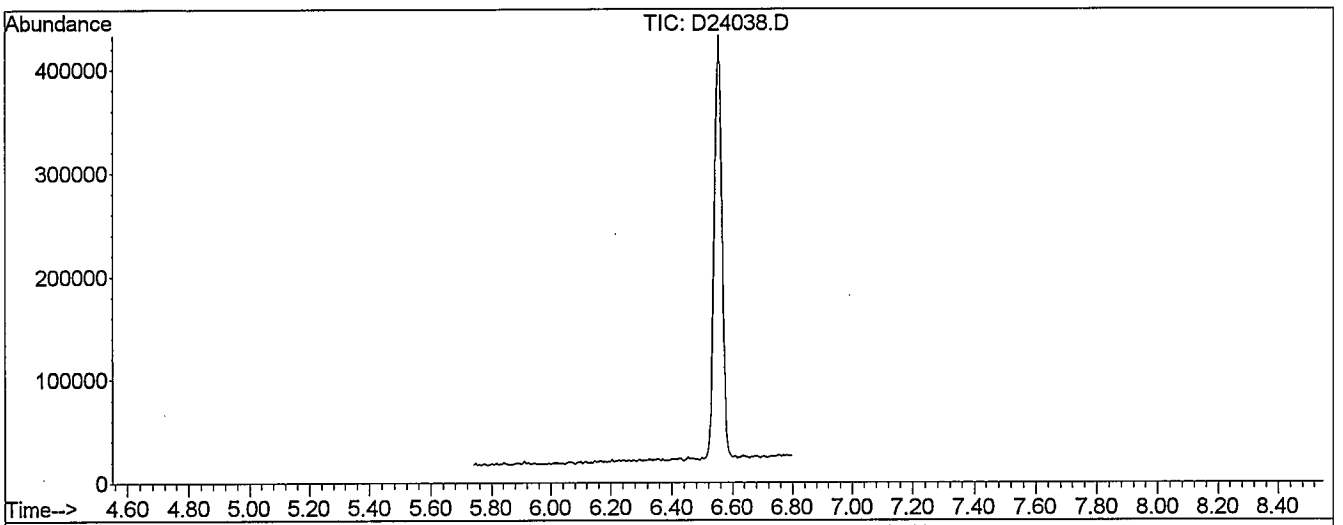

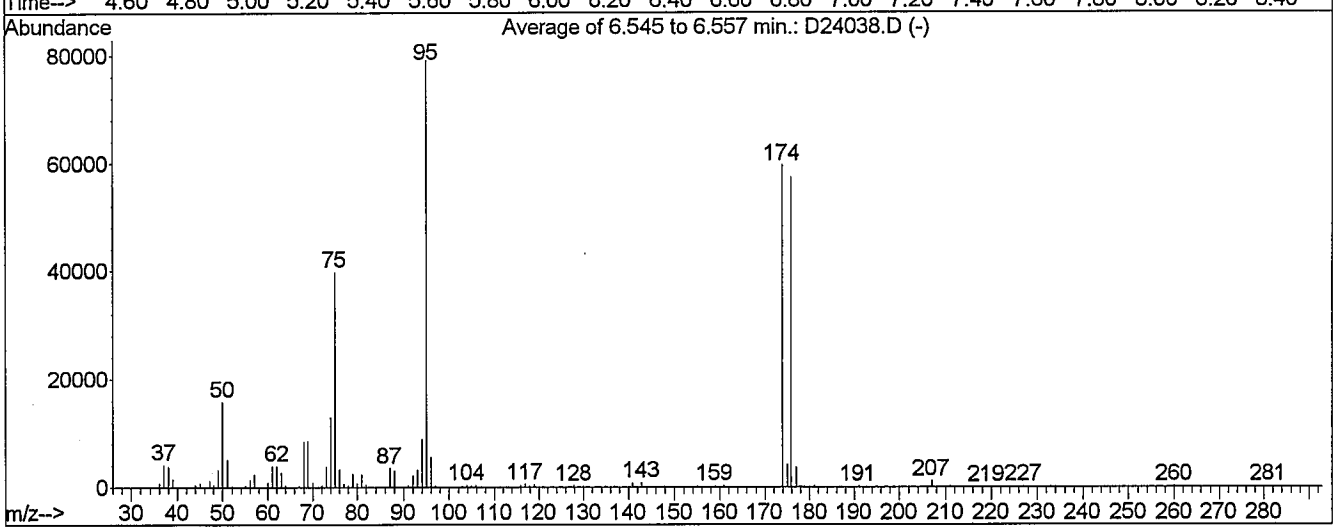

AutoFind: Scans 138, 139, 140; Background Corrected with Scan 129

Target Mass	Rel. to Mass	Lower Limit%	Upper Limit%	Rel. Abn%	Raw Abn	Result Pass/Fail
50	95	15	40	20.0	15816	PASS
75	95	30	60	50.3	39699	PASS
95	95	100	100	100.0	78973	PASS
96	95	5	9	7.1	5608	PASS
173	174	0.00	2	0.0	0	PASS
174	95	50	100	75.2	59424	PASS
175	174	5	9	7.1	4198	PASS
176	174	95	101	96.2	57168	PASS
177	176	5	9	6.5	3724	PASS

SMW 9/19/08

D24038.D 091608W.M Fri Sep 19 08:56:24 2008

Quantitation Report (QT Reviewed)

Data File : C:\MSDCHEM\1\DATA\091908\D24040.D Vial: 5
Acq On : 19 Sep 2008 9:24 Operator: TWK-sop525r12
Sample : VL080919-4CCS Inst : HPV4
Misc : 10mL un-heated purge - CCV/LCS Multiplr: 1.00
MS Integration Params: rteint.p
Quant Time: Sep 19 09:45:59 2008 Quant Results File: 091608W.RES

Quant Method : C:\MSDCHEM\1\METHODS\091608W.M (RTE Integrator)
Title : GCMS Volatiles (S.O.P. 525)
Last Update : Thu Sep 18 05:39:13 2008
Response via : Initial Calibration
DataAcq Meth : 091608W

Internal Standards	R.T.	QIon	Response	Conc	Units	Dev(Min)
1) Fluorobenzene	10.32	96	502772	25.00	ppb	0.00
52) Chlorobenzene-d5	13.29	117	400357	25.00	ppb	0.00
72) 1,4-Dichlorobenzene-d4	15.46	152	227071	25.00	ppb	0.00
System Monitoring Compounds						
34) Dibromofluoromethane	9.48	113	117548	24.27	ppb	0.00
Spiked Amount 25.000	Range 79 - 120		Recovery = 97.08%			
39) 1,2-Dichloroethane-d4	10.07	65	118577	24.71	ppb	0.00
Spiked Amount 25.000	Range 62 - 139		Recovery = 98.84%			
53) Toluene-d8	11.83	98	489536	25.18	ppb	0.00
Spiked Amount 25.000	Range 83 - 120		Recovery = 100.72%			
73) 4-Bromofluorobenzene	14.37	174	150050	25.15	ppb	0.00
Spiked Amount 25.000	Range 74 - 123		Recovery = 100.60%			

Target Compounds						Qvalue
2) Dichlorodifluoromethane	4.82	85	105214	9.58	ppb	98
3) Chloromethane	5.15	50	156216	9.46	ppb	98
4) Vinyl chloride	5.32	62	130893	10.12	ppb	98
5) Bromomethane	5.83	96	70350	9.99	ppb	100
6) Chloroethane	6.00	64	58492	10.08	ppb	98
7) Trichlorofluoromethane	6.23	101	96768	10.71	ppb	96
9) 1,1,2-Trichloro-1,2,2-trif	6.91	101	53946	11.76	ppb	94
10) Acrolein	7.28	56	44193	104.93	ppb	95
11) 1,1-Dichloroethene	6.90	96	61127	10.22	ppb	98
12) Acetone	7.60	58	5074m	23.92	ppb	
13) Iodomethane	7.13	142	100689	10.72	ppb	99
14) Allyl Chloride	7.44	39	73526	9.93	ppb	97
16) Acetonitrile	8.18	41	73245	102.73	ppb #	92
17) Carbon disulfide	7.03	76	236701	10.49	ppb	98
18) Methylene chloride	7.58	84	69709	9.77	ppb	98
19) Methyl-t-butyl ether	7.81	73	240065	20.33	ppb	98
20) trans-1,2-Dichloroethene	7.75	96	64840	10.10	ppb	96
21) Acrylonitrile	8.52	53	118580	102.82	ppb	98
22) Isopropyl ether	8.18	45	220951	10.35	ppb	98
23) Vinyl acetate	8.62	43	77850	9.89	ppb	100
24) Chloroprene	8.43	53	94326	10.68	ppb	97
25) 1,1-Dichloroethane	8.47	63	131791	10.32	ppb	98
26) Ethyl tert-butyl ether	8.59	59	172546	10.38	ppb	97
27) 2-Butanone	9.58	43	30990	25.12	ppb	96
28) 2,2-Dichloropropane	9.18	77	96939	10.42	ppb	97
29) cis-1,2-Dichloroethene	9.03	96	72990	10.36	ppb	90
30) Propionitrile	9.95	54	37484	106.76	ppb	93

(#) = qualifier out of range (m) = manual integration

Quantitation Report (QT Reviewed)

Data File : C:\MSDCHEM\1\DATA\091908\D24040.D Vial: 5
Acq On : 19 Sep 2008 9:24 Operator: TWK-sop525r12
Sample : VL080919-4CCS Inst : HPV4
Misc : 10mL un-heated purge - CCV/LCS Multiplr: 1.00
MS Integration Params: rteint.p
Quant Time: Sep 19 09:45:59 2008 Quant Results File: 091608W.RES

Quant Method : C:\MSDCHEM\1\METHODS\091608W.M (RTE Integrator)
Title : GCMS Volatiles (S.O.P. 525)
Last Update : Thu Sep 18 05:39:13 2008
Response via : Initial Calibration
DataAcq Meth : 091608W

	Compound	R.T.	QIon	Response	Conc	Unit		Qvalue
32)	Bromochloromethane	9.26	128	27531	10.36	ppb		92
33)	Chloroform	9.28	83	120131	10.43	ppb		97
35)	1,1,1-Trichloroethane	9.57	97	102781	10.71	ppb		98
36)	Isobutyl Alcohol	9.94	43	66283	210.17	ppb		97
37)	Carbon Tetrachloride	9.50	117	87780	10.42	ppb		96
38)	1,1-Dichloropropene	9.67	75	93896	10.55	ppb		98
40)	Benzene	9.93	78	282452	10.19	ppb		99
41)	Tert-amyl methyl ether	9.94	73	143218	10.23	ppb		97
42)	1,2-Dichloroethane	10.13	62	68404	10.33	ppb		99
43)	Trichloroethene	10.48	95	67489	10.38	ppb		94
44)	Methyl methacrylate	11.09	69	21864	10.50	ppb	#	78
45)	1,2-Dichloropropane	11.03	63	71887	10.41	ppb		95
47)	Dibromomethane	10.94	93	30981	10.29	ppb		97
48)	Bromodichloromethane	11.04	83	83469	10.43	ppb		98
49)	2-Chloroethyl vinyl ether	11.52	63	25680	10.43	ppb		91
50)	cis-1,3-Dichloropropene	11.64	75	106459	10.58	ppb		99
51)	4-Methyl-2-pentanone	12.17	43	77799	25.23	ppb		99
54)	Toluene	11.87	91	296627	10.49	ppb		98
55)	Ethyl methacrylate	12.28	69	46988	10.56	ppb		99
56)	trans-1,3-Dichloropropene	12.23	75	86510	10.49	ppb		96
57)	1,1,2-Trichloroethane	12.40	83	37211	10.24	ppb		99
58)	Tetrachloroethene	12.25	164	52343	10.53	ppb		95
59)	2-Hexanone	12.93	43	50461	25.13	ppb		96
60)	1,3-Dichloropropane	12.68	76	76945	10.35	ppb		100
61)	Dibromochloromethane	12.60	129	52772	10.41	ppb		96
62)	1,2-Dibromoethane	12.87	107	40119	10.26	ppb		97
63)	1-Chlorohexane	13.20	91	96303	10.83	ppb		96
64)	Chlorobenzene	13.30	112	193032	10.49	ppb		96
65)	Ethylbenzene	13.27	91	347387	10.44	ppb		98
66)	1,1,1,2-Tetrachloroethane	13.34	131	62850	10.39	ppb		99
67)	m,p-Xylene	13.40	106	277791	21.18	ppb		99
68)	o-Xylene	13.80	106	139446	10.67	ppb		99
69)	Styrene	13.84	104	203204	10.78	ppb		98
70)	Bromoform	13.93	173	28306	10.67	ppb		91
71)	Isopropylbenzene	14.06	105	342566	10.85	ppb		99
74)	1,1,2,2-Tetrachloroethane	14.50	83	54469	9.90	ppb		100
75)	n-Propylbenzene	14.44	91	466422	10.46	ppb		99
76)	Bromobenzene	14.51	156	79028	10.19	ppb		97
77)	trans-1,4-Dichloro-2-buten	14.67	53	14128	9.78	ppb		92
78)	1,2,3-Trichloropropane	14.69	110	14421	10.33	ppb		75
79)	1,3,5-Trimethylbenzene	14.59	105	308975	10.55	ppb		99

(#) = qualifier out of range (m) = manual integration

Quantitation Report (QT Reviewed)

Data File : C:\MSDCHEM\1\DATA\091908\D24040.D Vial: 5
Acq On : 19 Sep 2008 9:24 Operator: TWK-sop525r12
Sample : VL080919-4CCS Inst : HPV4
Misc : 10mL un-heated purge - CCV/LCS Multiplr: 1.00
MS Integration Params: rteint.p
Quant Time: Sep 19 09:45:59 2008 Quant Results File: 091608W.RES

Quant Method : C:\MSDCHEM\1\METHODS\091608W.M (RTE Integrator)
Title : GCMS Volatiles (S.O.P. 525)
Last Update : Thu Sep 18 05:39:13 2008
Response via : Initial Calibration
DataAcq Meth : 091608W

	Compound	R.T.	QIon	Response	Conc Unit	Qvalue
80)	2-Chlorotoluene	14.65	91	264341	10.48 ppb	100
81)	4-Chlorotoluene	14.80	91	274133	10.60 ppb	100
82)	tert-Butylbenzene	14.93	119	273312	10.49 ppb	98
83)	1,2,4-Trimethylbenzene	14.98	105	316777	10.71 ppb	98
84)	sec-Butylbenzene	15.09	105	432444	10.67 ppb	100
85)	p-Isopropyltoluene	15.20	119	353348	10.60 ppb	98
86)	1,3-Dichlorobenzene	15.39	146	174428	10.46 ppb	98
87)	1,4-Dichlorobenzene	15.48	146	166967	10.34 ppb	98
88)	n-Butylbenzene	15.63	91	357148	10.62 ppb	99
89)	1,2-Dichlorobenzene	15.94	146	150903	10.13 ppb	98
90)	Hexachloroethane	15.91	117	64521	10.55 ppb	100
91)	1,2-Dibromo-3-chloropropan	16.84	155	6308	9.80 ppb	93
92)	1,2,4-Trichlorobenzene	17.71	180	100164	10.18 ppb	100
93)	Hexachlorobutadiene	17.58	225	49636	10.09 ppb	98
94)	Naphthalene	18.23	128	144479	9.88 ppb	100
95)	1,2,3-Trichlorobenzene	18.52	180	65331	10.14 ppb	98

(#) = qualifier out of range (m) = manual integration (+) = signals summed

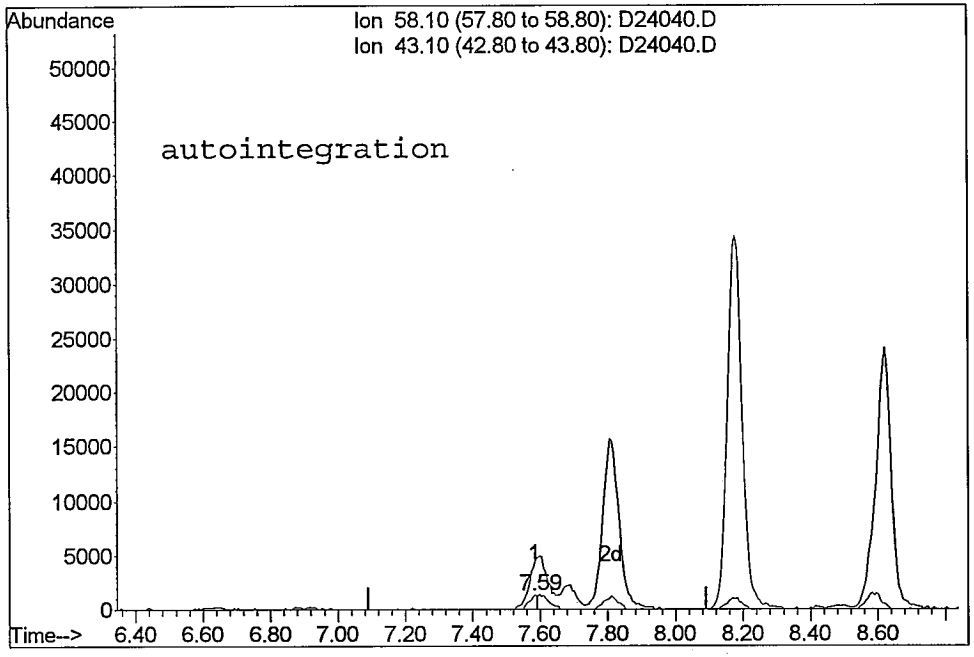

TIC: D24040.D

(12) Acetone
7.59min 10.63ppb
response 2255

Ion	Exp%	Act%
58.10	100	100
43.10	272.60	264.37
0.00	0.00	0.00
0.00	0.00	0.00

Reason for manual re-integration?

[] missed peak assignment

[] peak saturation (detector shutdown)

[] over-integrated peak's area

[X] under-integrated peak's area

[] other (_____)

initials: SM date: 9/19/08

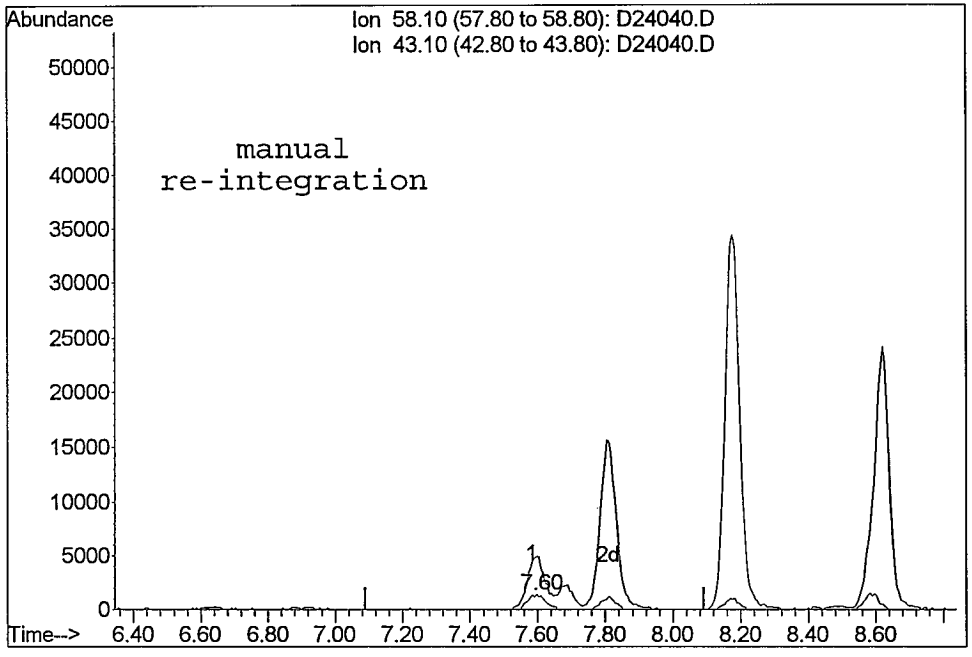

TIC: D24040.D

(12) Acetone
7.60min 23.92ppb m
response 5074

Ion	Exp%	Act%
58.10	100	100
43.10	272.60	352.76#
0.00	0.00	0.00
0.00	0.00	0.00

Quantitation Report (QT Reviewed)

Data File : C:\MSDCHEM\1\DATA\091908\D24040.D Vial: 5
Acq On : 19 Sep 2008 9:24 Operator: TWK-sop525r1
Sample : VL080919-4CCS Inst : HPV4
Misc : 10mL un-heated purge - CCV/LCS Multiplr: 1.00
MS Integration Params: rteint.p
Quant Time: Sep 19 9:46 2008 Quant Results File: 091608W.RES

Method : C:\MSDCHEM\1\METHODS\091608W.M (RTE Integrator)
Title : GCMS Volatiles (S.O.P. 525)
Last Update : Thu Sep 18 05:39:13 2008
Response via : Initial Calibration

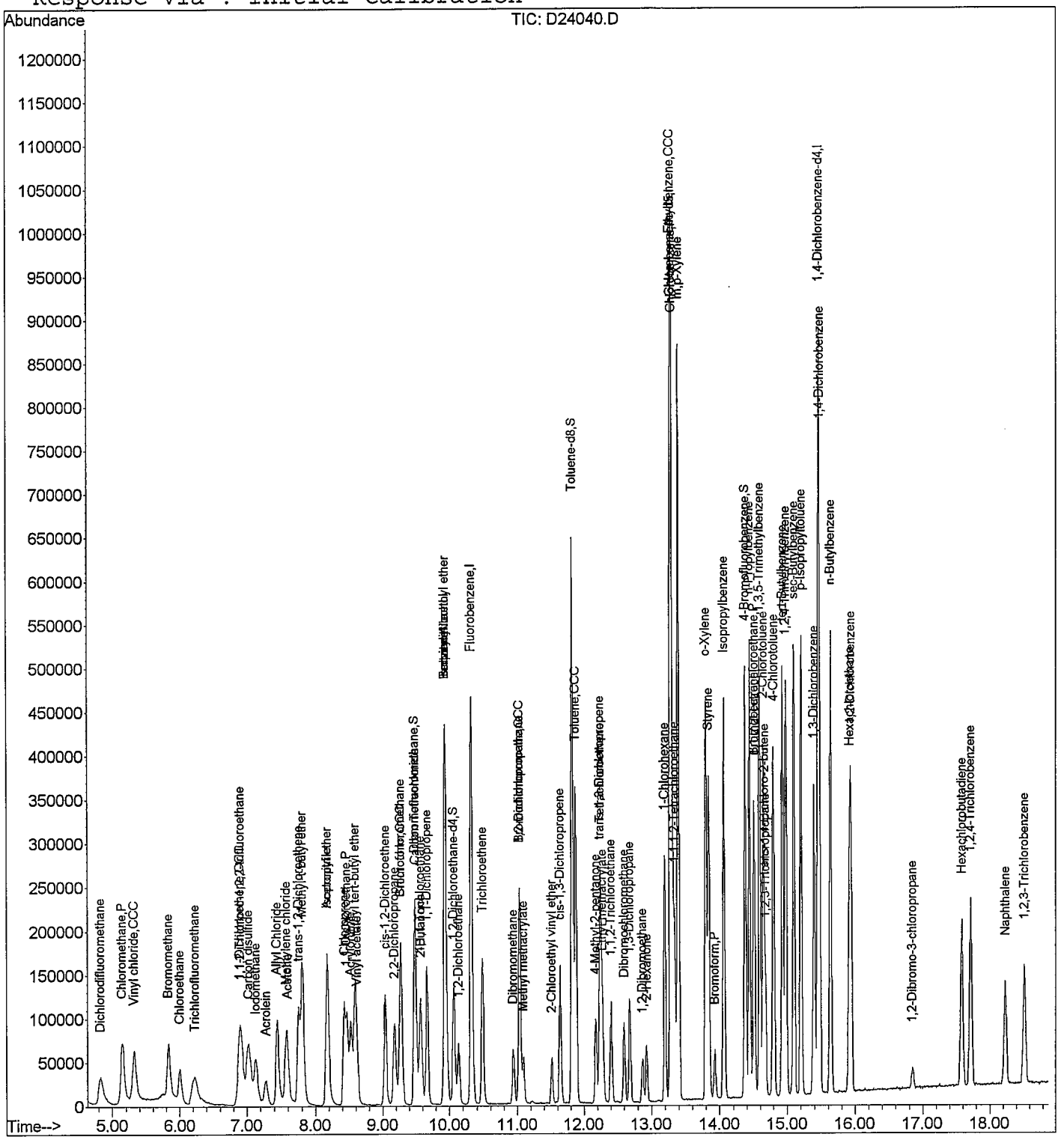

Sample Raw Data

Quantitation Report (Not Reviewed)

Data File : C:\MSDCHEM\1\DATA\091908\D24043.D Vial: 8
Acq On : 19 Sep 2008 10:34 Operator: TWK-sop525r12
Sample : VL080919-4MB Inst : HPV4
Misc : 10mL un-htd water Multiplr: 1.00
MS Integration Params: rteint.p
Quant Time: Sep 19 12:12:32 2008 Quant Results File: 091608W.RES

Quant Method : C:\MSDCHEM\1\METHODS\091608W.M (RTE Integrator)
Title : GCMS Volatiles (S.O.P. 525)
Last Update : Thu Sep 18 05:39:13 2008
Response via : Initial Calibration
DataAcq Meth : 091608W

Internal Standards	R.T.	QIon	Response	Conc Units	Dev(Min)
1) Fluorobenzene	10.32	96	530722	25.00 ppb	0.00
52) Chlorobenzene-d5	13.29	117	403489	25.00 ppb	0.00
72) 1,4-Dichlorobenzene-d4	15.46	152	203888	25.00 ppb	0.00
System Monitoring Compounds					
34) Dibromofluoromethane	9.48	113	125599	24.56 ppb	0.00
Spiked Amount 25.000	Range 79 - 120		Recovery = 98.24%		
39) 1,2-Dichloroethane-d4	10.07	65	124068	24.49 ppb	0.00
Spiked Amount 25.000	Range 62 - 139		Recovery = 97.96%		
53) Toluene-d8	11.83	98	508315	25.94 ppb	0.00
Spiked Amount 25.000	Range 83 - 120		Recovery = 103.76%		
73) 4-Bromofluorobenzene	14.37	174	144877	27.05 ppb	0.00
Spiked Amount 25.000	Range 74 - 123		Recovery = 108.20%		
Target Compounds					Qvalue
18) Methylene chloride	7.57	84	721	Below Cal	# 44

SMW 9/19/08

(#) = qualifier out of range (m) = manual integration (+) = signals summed

Quantitation Report (Not Reviewed)

Data File : C:\MSDCHEM\1\DATA\091908\D24043.D
Vial: 8
Acq On : 19 Sep 2008 10:34
Operator: TWK-sop525r1
Sample : VL080919-4MB
Inst : HPV4
Misc : 10mL un-htd water
Multiplr: 1.00
MS Integration Params: rteint.p
Quant Time: Sep 19 12:12 2008
Quant Results File: 091608W.RES

Method : C:\MSDCHEM\1\METHODS\091608W.M (RTE Integrator)
Title : GCMS Volatiles (S.O.P. 525)
Last Update : Thu Sep 18 05:39:13 2008
Response via : Initial Calibration

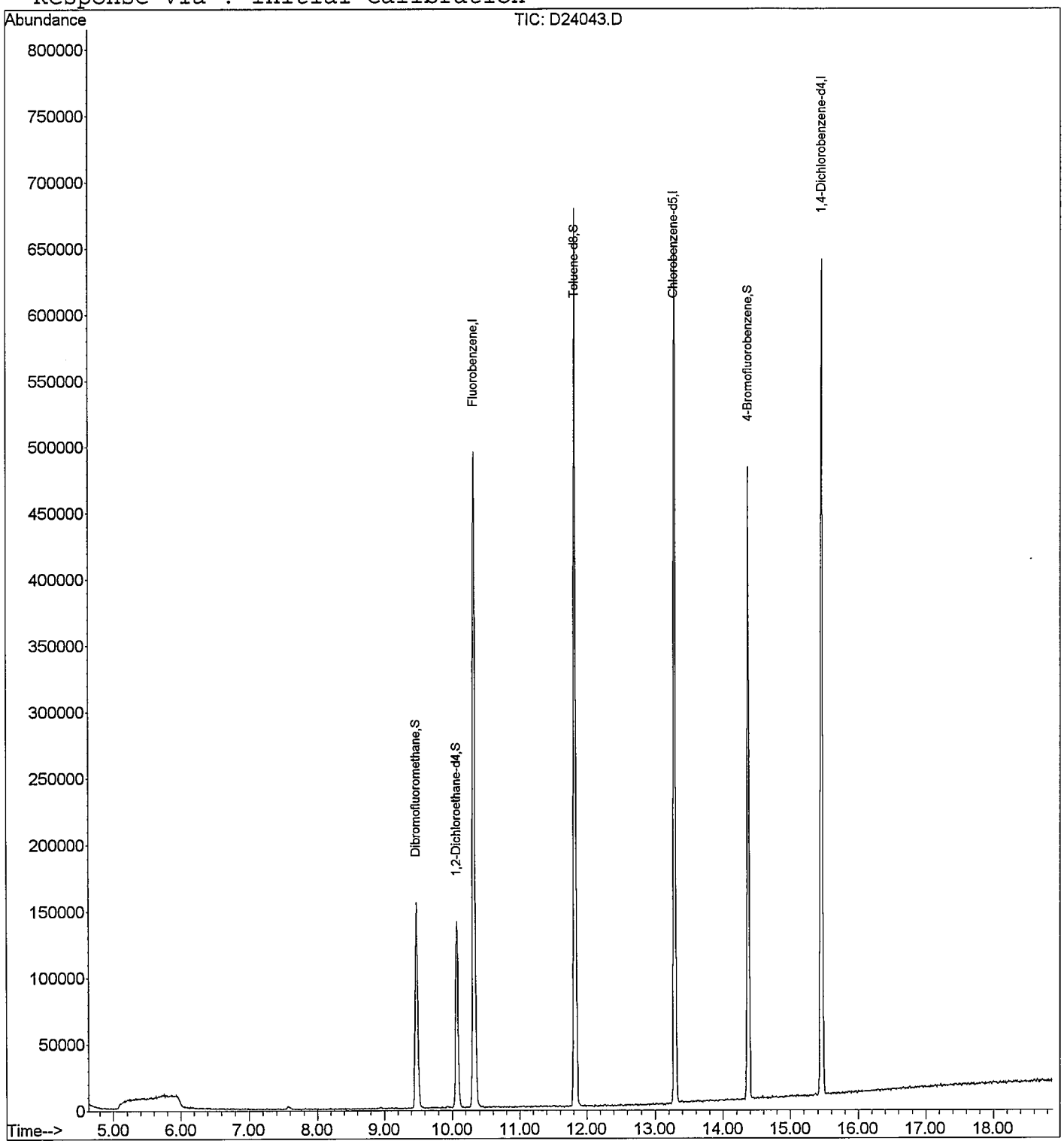

Quantitation Report (Not Reviewed)

Data File : C:\MSDCHEM\1\DATA\091908\D24048.D Vial: 13
Acq On : 19 Sep 2008 12:30 Operator: TWK-sop525r12
Sample : 0809141-3 Inst : HPV4
Misc : 10mL un-htd water Multiplr: 1.00
MS Integration Params: rteint.p
Quant Time: Sep 19 14:10:51 2008 Quant Results File: 091608W.RES

Quant Method : C:\MSDCHEM\1\METHODS\091608W.M (RTE Integrator)
Title : GCMS Volatiles (S.O.P. 525)
Last Update : Thu Sep 18 05:39:13 2008
Response via : Initial Calibration
DataAcq Meth : 091608W

Internal Standards	R.T.	QIon	Response	Conc Units	Dev(Min)
1) Fluorobenzene	10.32	96	432226	25.00 ppb	0.00
52) Chlorobenzene-d5	13.29	117	331817	25.00 ppb	0.00
72) 1,4-Dichlorobenzene-d4	15.46	152	170511	25.00 ppb	0.00
System Monitoring Compounds					
34) Dibromofluoromethane	9.48	113	99688	23.94 ppb	0.00
Spiked Amount 25.000	Range 79 - 120		Recovery = 95.76%		
39) 1,2-Dichloroethane-d4	10.07	65	100639	24.39 ppb	0.00
Spiked Amount 25.000	Range 62 - 139		Recovery = 97.56%		
53) Toluene-d8	11.83	98	416704	25.86 ppb	0.00
Spiked Amount 25.000	Range 83 - 120		Recovery = 103.44%		
73) 4-Bromofluorobenzene	14.37	174	117646	26.26 ppb	0.00
Spiked Amount 25.000	Range 74 - 123		Recovery = 105.04%		
Target Compounds					Qvalue
3) Chloromethane	5.13	50	3658	0.26 ppb #	92
12) Acetone	7.59	58	1343	7.36 ppb	84

SW 9/19/08

(#) = qualifier out of range (m) = manual integration (+) = signals summed

Quantitation Report (Not Reviewed)

Data File : C:\MSDCHEM\1\DATA\091908\D24048.D
Acq On : 19 Sep 2008 12:30
Sample : 0809141-3
Misc : 10mL un-htd water
MS Integration Params: rteint.p
Quant Time: Sep 19 14:10 2008

Vial: 13
Operator: TWK-sop525r1
Inst : HPV4
Multiplr: 1.00
Quant Results File: 091608W.RES

Method : C:\MSDCHEM\1\METHODS\091608W.M (RTE Integrator)
Title : GCMS Volatiles (S.O.P. 525)
Last Update : Thu Sep 18 05:39:13 2008
Response via : Initial Calibration

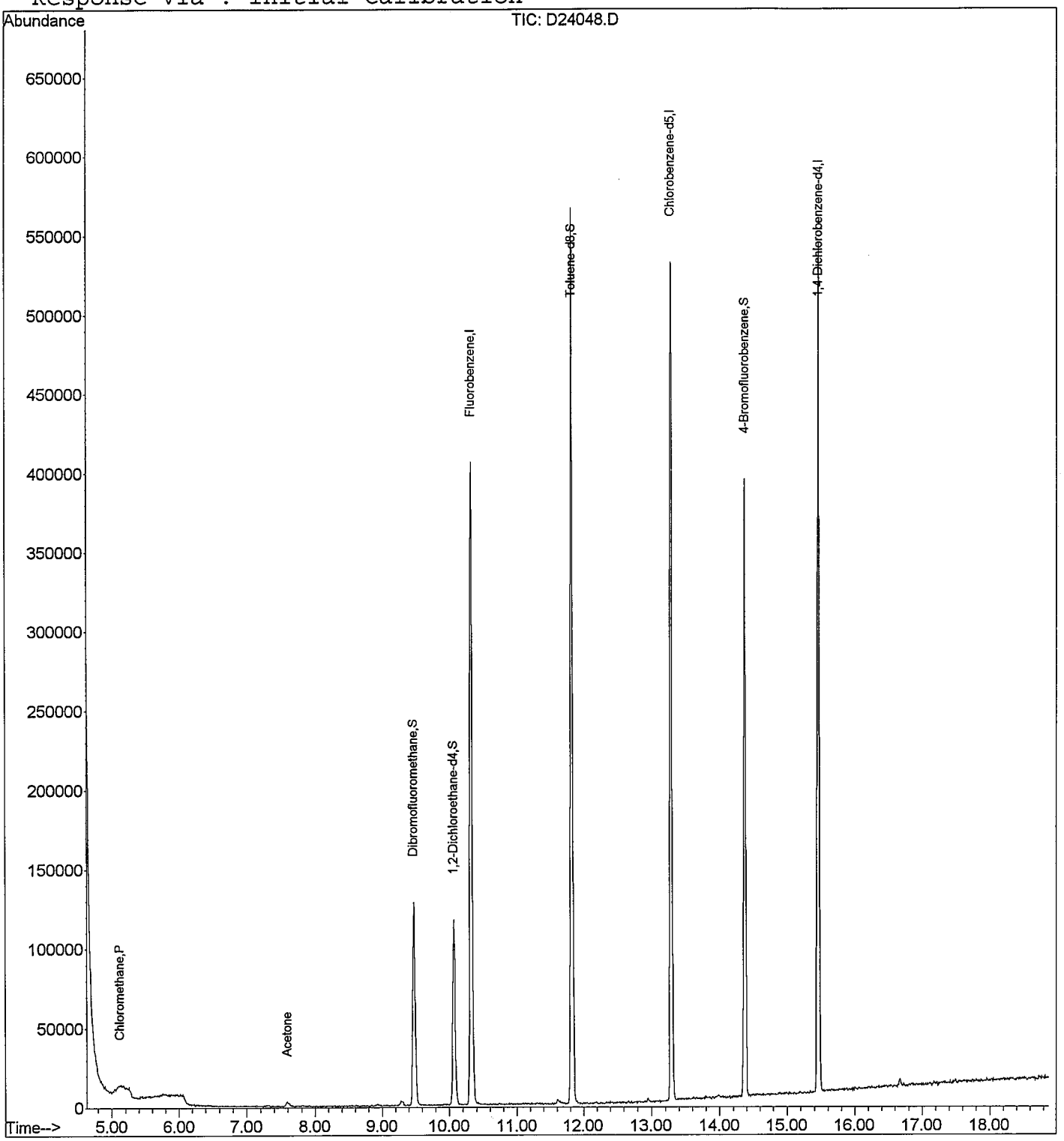

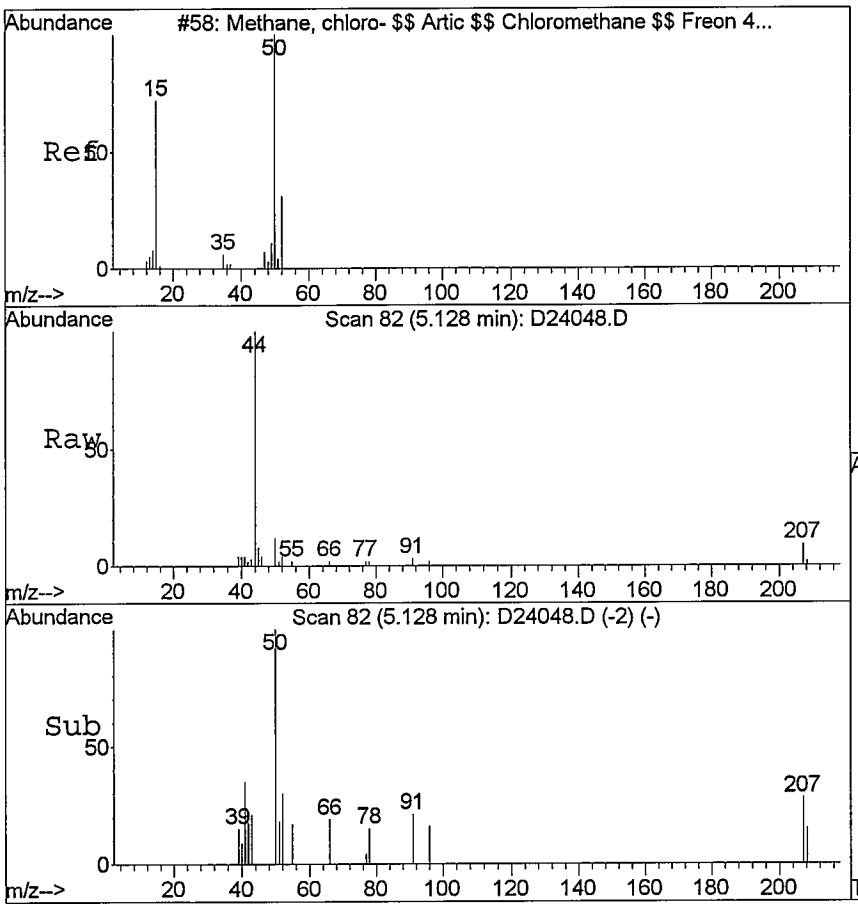

#3
Chloromethane
Concen: 0.26 ppb
RT: 5.13 min Scan# 82
Delta R.T. -0.01 min
Lab File: D24048.D
Acq: 19 Sep 2008 12:30

Tgt Ion: 50 Resp: 3658

Ion	Ratio	Lower	Upper
50	100		
52	29.9	25.2	37.8
49	0.0	7.4	11.2#

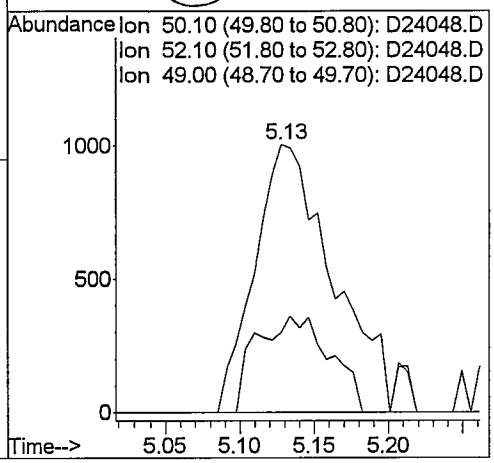

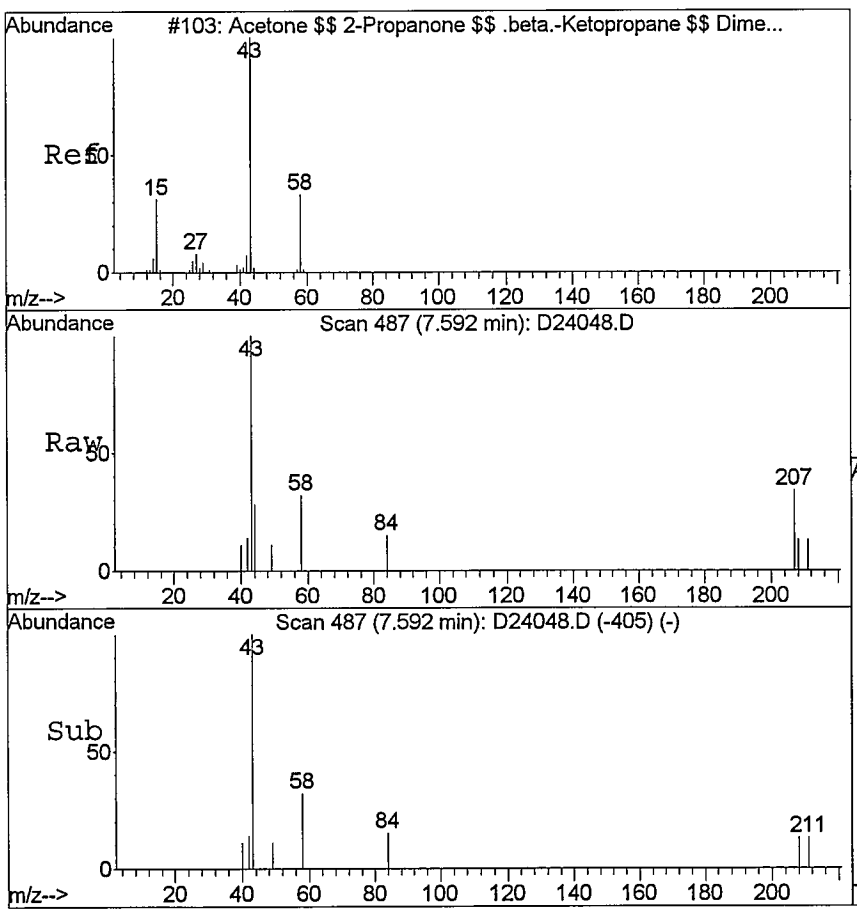

#12
Acetone
Concen: 7.36 ppb
RT: 7.59 min Scan# 487
Delta R.T. -0.00 min
Lab File: D24048.D
Acq: 19 Sep 2008 12:30

Tgt Ion: 58 Resp: 1343

Ion	Ratio	Lower	Upper
58	100		
43	243.8	218.1	327.1

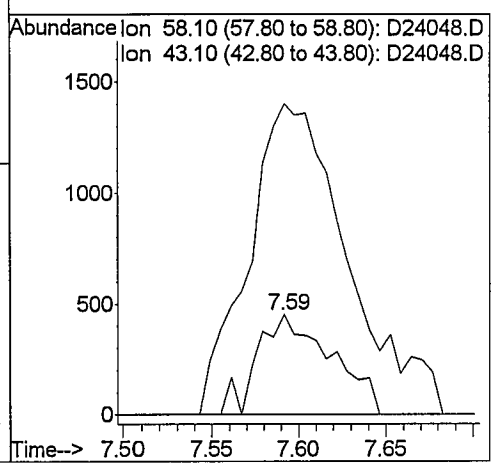

Quantitation Report (Not Reviewed)

Data File : C:\MSDCHEM\1\DATA\091908\D24049.D Vial: 14
Acq On : 19 Sep 2008 12:54 Operator: TWK-sop525r12
Sample : 0809141-2 Inst : HPV4
Misc : 10mL un-htd water Multiplr: 1.00
MS Integration Params: rteint.p
Quant Time: Sep 19 14:10:52 2008 Quant Results File: 091608W.RES

Quant Method : C:\MSDCHEM\1\METHODS\091608W.M (RTE Integrator)
Title : GCMS Volatiles (S.O.P. 525)
Last Update : Thu Sep 18 05:39:13 2008
Response via : Initial Calibration
DataAcq Meth : 091608W

Internal Standards	R.T.	QIon	Response	Conc	Units	Dev(Min)
1) Fluorobenzene	10.32	96	433541	25.00	ppb	0.00
52) Chlorobenzene-d5	13.29	117	320509	25.00	ppb	0.00
72) 1,4-Dichlorobenzene-d4	15.46	152	164984	25.00	ppb	0.00
System Monitoring Compounds						
34) Dibromofluoromethane	9.48	113	101827	24.38	ppb	0.00
Spiked Amount 25.000	Range 79 - 120		Recovery = 97.52%			
39) 1,2-Dichloroethane-d4	10.07	65	97736	23.62	ppb	0.00
Spiked Amount 25.000	Range 62 - 139		Recovery = 94.48%			
53) Toluene-d8	11.83	98	413523	26.57	ppb	0.00
Spiked Amount 25.000	Range 83 - 120		Recovery = 106.28%			
73) 4-Bromofluorobenzene	14.37	174	116476	26.87	ppb	0.00
Spiked Amount 25.000	Range 74 - 123		Recovery = 107.48%			
Target Compounds						Qvalue
12) Acetone	7.61	58	640	3.50	ppb #	12
17) Carbon disulfide	7.03	76	3882	0.20	ppb #	69
33) Chloroform	9.28	83	7066	0.71	ppb	96
48) Bromodichloromethane	11.04	83	2301	0.33	ppb #	75
61) Dibromochloromethane	12.59	129	995	0.25	ppb	91

gm 9/19/08

(#) = qualifier out of range (m) = manual integration (+) = signals summed

Quantitation Report (Not Reviewed)

Data File : C:\MSDCHEM\1\DATA\091908\D24049.D
Acq On : 19 Sep 2008 12:54
Sample : 0809141-2
Misc : 10mL un-htd water
MS Integration Params: rteint.p
Quant Time: Sep 19 14:10 2008

Vial: 14
Operator: TWK-sop525r1
Inst : HPV4
Multiplr: 1.00
Quant Results File: 091608W.RES

Method : C:\MSDCHEM\1\METHODS\091608W.M (RTE Integrator)
Title : GCMS Volatiles (S.O.P. 525)
Last Update : Thu Sep 18 05:39:13 2008
Response via : Initial Calibration

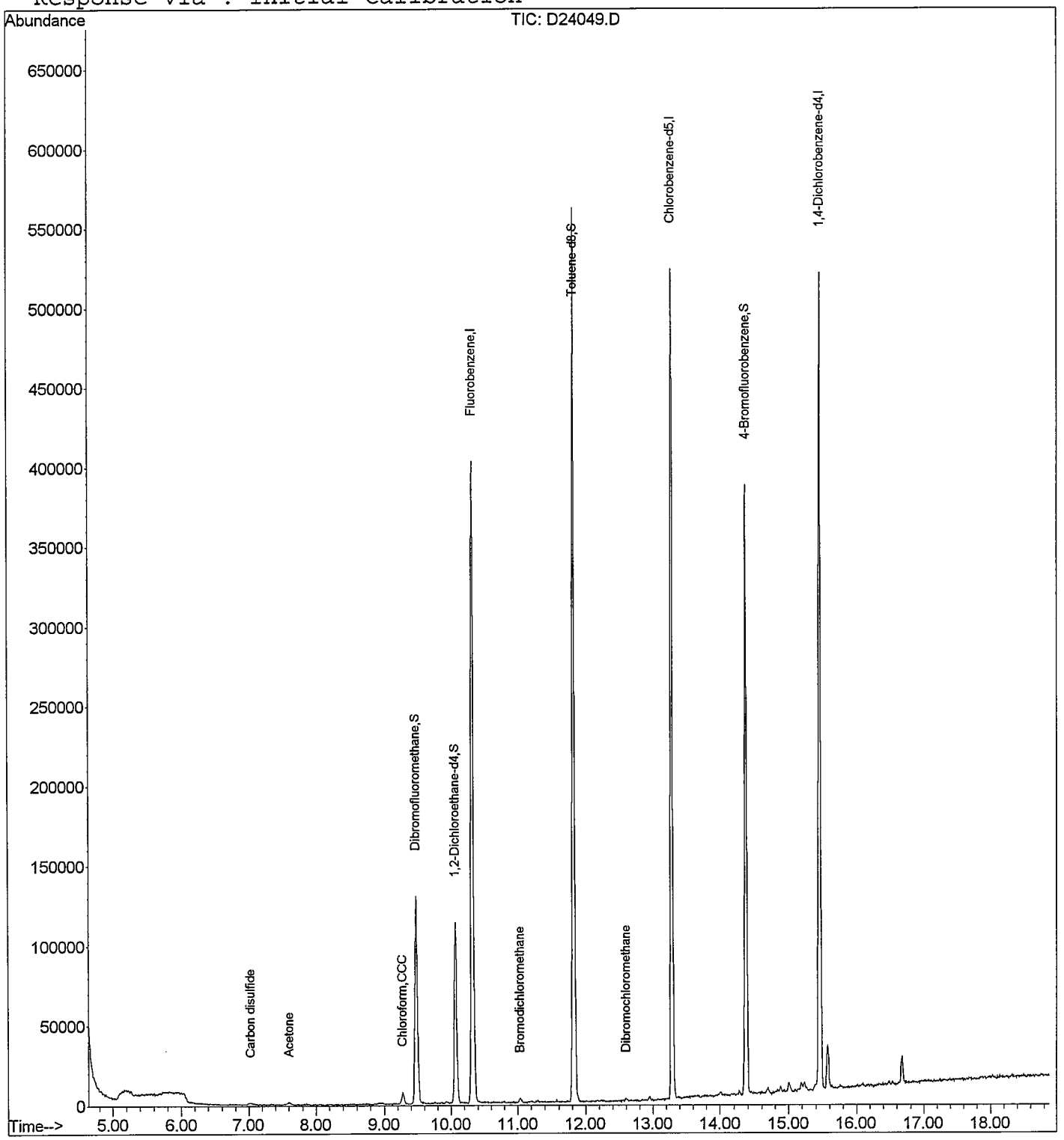

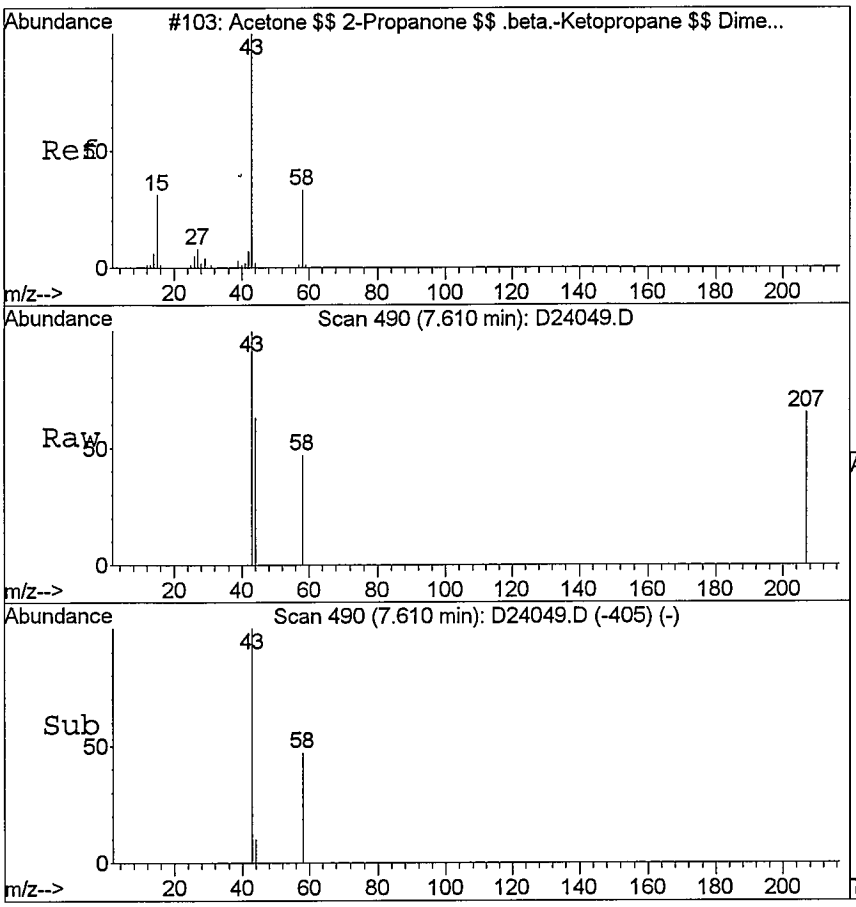

#12
Acetone
Concen: 3.50 ppb
RT: 7.61 min Scan# 490
Delta R.T. 0.02 min
Lab File: D24049.D
Acq: 19 Sep 2008 12:54

Tgt Ion: 58 Resp: 640

Ion	Ratio	Lower	Upper
58	100		
43	110.3	218.1	327.1#

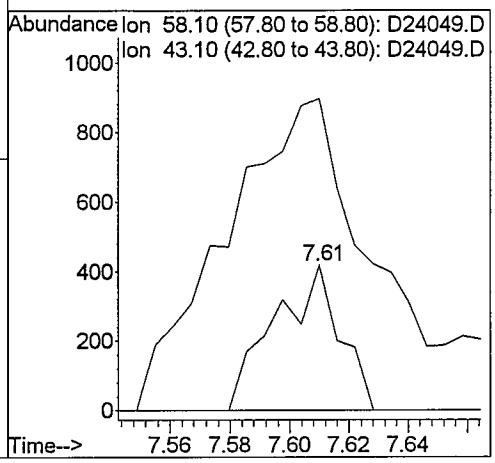

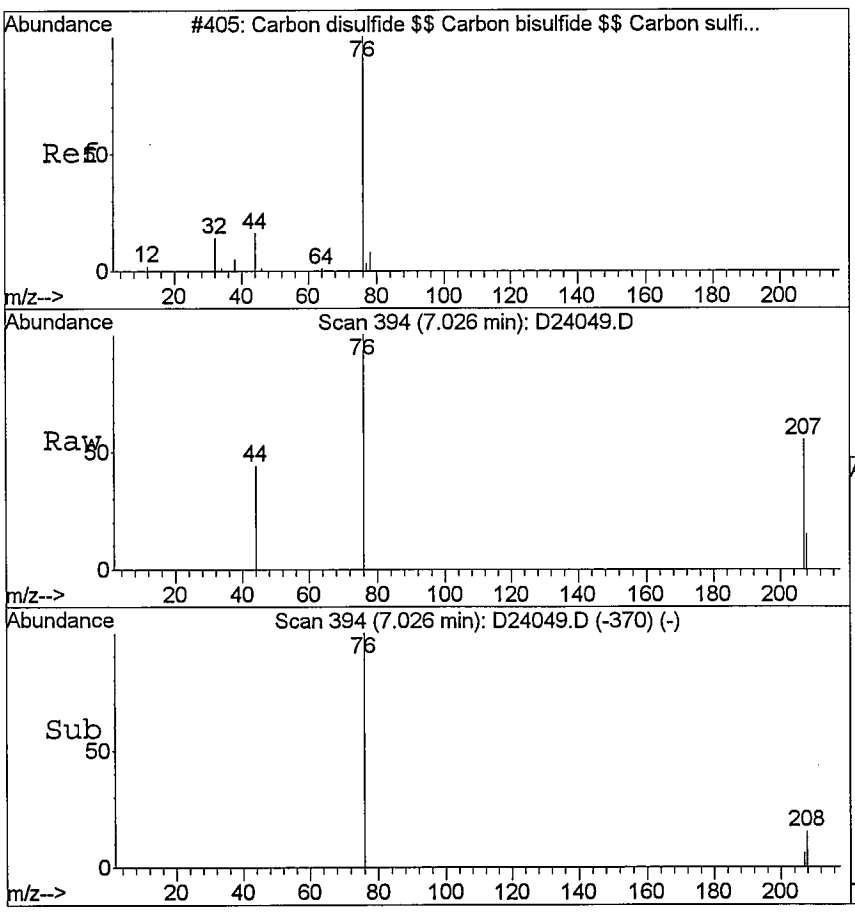

#17
Carbon disulfide
Concen: 0.20 ppb
RT: 7.03 min Scan# 394
Delta R.T. 0.01 min
Lab File: D24049.D
Acq: 19 Sep 2008 12:54

Tgt Ion: 76 Resp: 3882

Ion	Ratio	Lower	Upper
76	100		
78	0.0	7.4	11.0#
44	0.0	11.6	17.4#

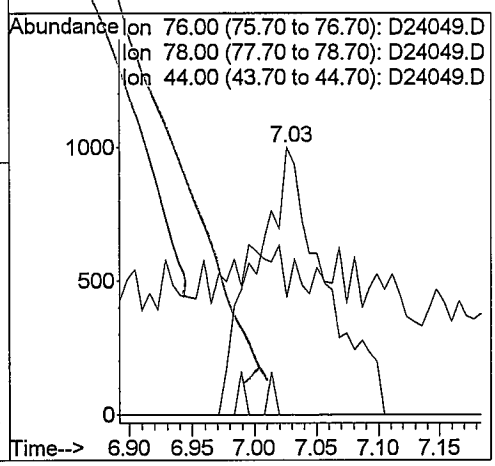

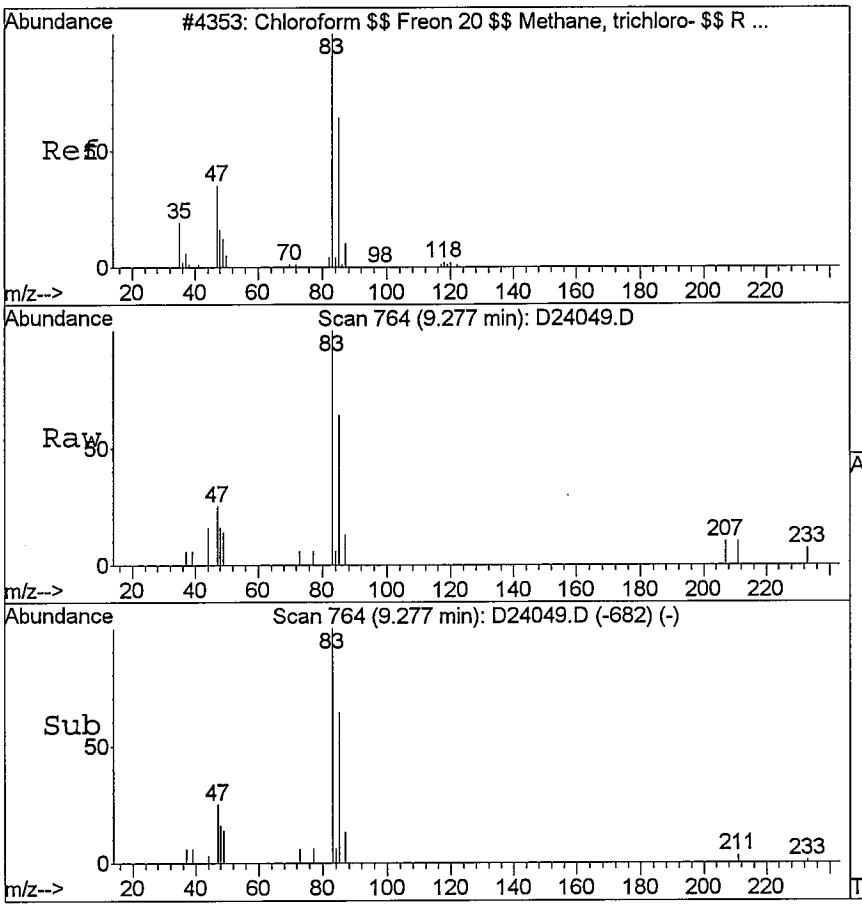

#33
Chloroform
Concen: 0.71 ppb
RT: 9.28 min Scan# 764
Delta R.T. 0.00 min
Lab File: D24049.D
Acq: 19 Sep 2008 12:54

Tgt Ion: 83 Resp: 7066

Ion	Ratio	Lower	Upper
83	100		
85	64.2	49.9	74.9
47	25.1	23.6	35.4

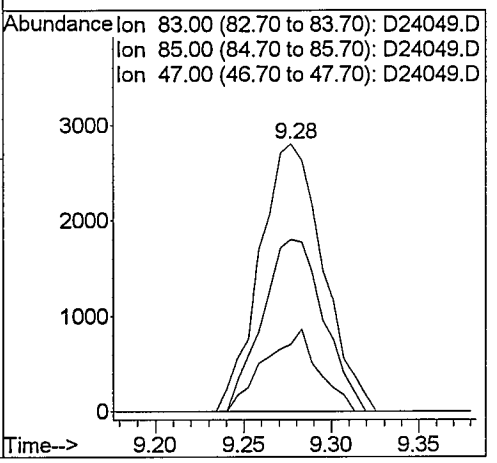

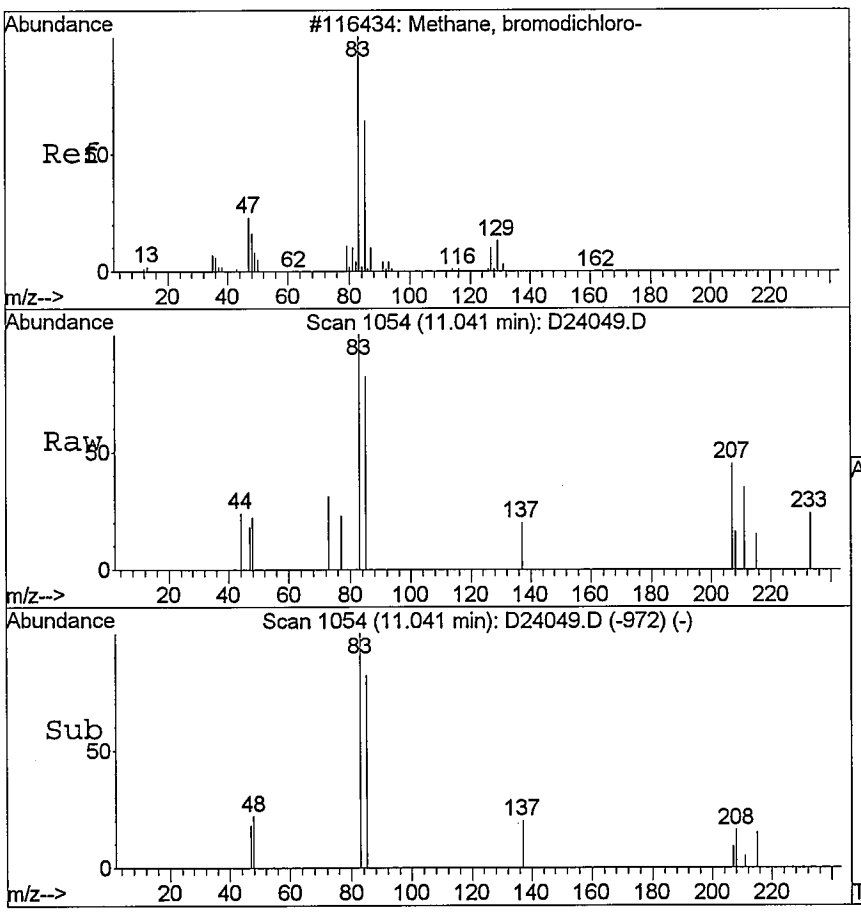

#48
Bromodichloromethane
Concen: 0.33 ppb
RT: 11.04 min Scan# 1054
Delta R.T. 0.00 min
Lab File: D24049.D
Acq: 19 Sep 2008 12:54

Tgt Ion: 83 Resp: 2301

Ion	Ratio	Lower	Upper
83	100		
85	82.2	50.7	76.1#
129	0.0	8.2	12.2#

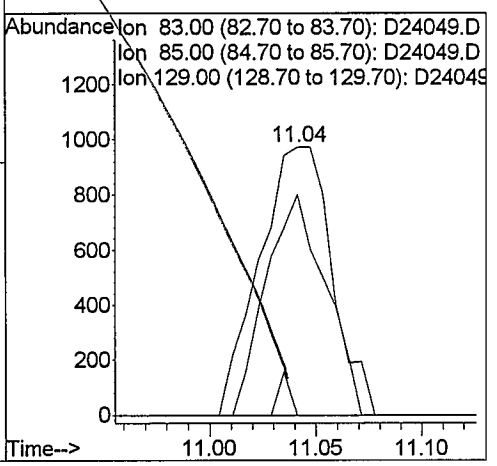

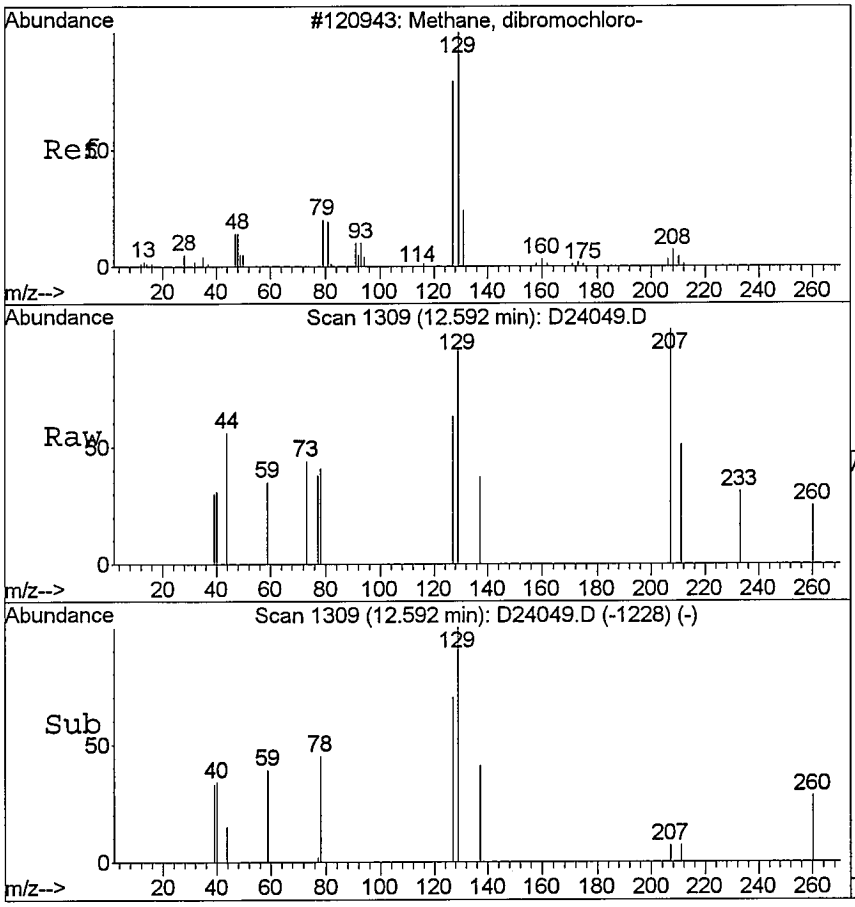

#61
Dibromochloromethane
Concen: 0.25 ppb
RT: 12.59 min Scan# 1309
Delta R.T. -0.01 min
Lab File: D24049.D
Acq: 19 Sep 2008 12:54

Tgt Ion:129 Resp: 995

Ion	Ratio	Lower	Upper
129	100		
127	69.5	61.8	92.8

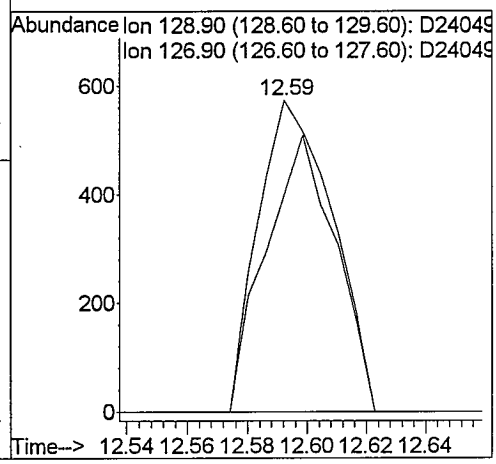

Quantitation Report (Not Reviewed)

Data File : C:\MSDCHEM\1\DATA\091908\D24050.D Vial: 15
Acq On : 19 Sep 2008 13:17 Operator: TWK-sop525r12
Sample : 0809141-1 Inst : HPV4
Misc : 10mL un-htd water Multiplr: 1.00
MS Integration Params: rteint.p
Quant Time: Sep 19 14:10:57 2008 Quant Results File: 091608W.RES

Quant Method : C:\MSDCHEM\1\METHODS\091608W.M (RTE Integrator)
Title : GCMS Volatiles (S.O.P. 525)
Last Update : Thu Sep 18 05:39:13 2008
Response via : Initial Calibration
DataAcq Meth : 091608W

Internal Standards	R.T.	QIon	Response	Conc	Units	Dev(Min)
1) Fluorobenzene	10.32	96	425816	25.00	ppb	0.00
52) Chlorobenzene-d5	13.29	117	321136	25.00	ppb	0.00
72) 1,4-Dichlorobenzene-d4	15.46	152	167623	25.00	ppb	0.00
System Monitoring Compounds						
34) Dibromofluoromethane	9.48	113	100378	24.47	ppb	0.00
Spiked Amount 25.000	Range 79 - 120		Recovery = 97.88%			
39) 1,2-Dichloroethane-d4	10.07	65	98854	24.32	ppb	0.00
Spiked Amount 25.000	Range 62 - 139		Recovery = 97.28%			
53) Toluene-d8	11.83	98	402157	25.78	ppb	0.00
Spiked Amount 25.000	Range 83 - 120		Recovery = 103.12%			
73) 4-Bromofluorobenzene	14.37	174	116657	26.49	ppb	0.00
Spiked Amount 25.000	Range 74 - 123		Recovery = 105.96%			
Target Compounds						Qvalue
17) Carbon disulfide	7.03	76	6956	0.36	ppb #	96

gw 9/19/08

(#) = qualifier out of range (m) = manual integration (+) = signals summed

Quantitation Report (Not Reviewed)

Data File : C:\MSDCHEM\1\DATA\091908\D24050.D
Acq On : 19 Sep 2008 13:17
Sample : 0809141-1
Misc : 10mL un-htd water
MS Integration Params: rteint.p
Quant Time: Sep 19 14:10 2008

Vial: 15
Operator: TWK-sop525r1
Inst : HPV4
Multiplr: 1.00
Quant Results File: 091608W.RES

Method : C:\MSDCHEM\1\METHODS\091608W.M (RTE Integrator)
Title : GCMS Volatiles (S.O.P. 525)
Last Update : Thu Sep 18 05:39:13 2008
Response via : Initial Calibration



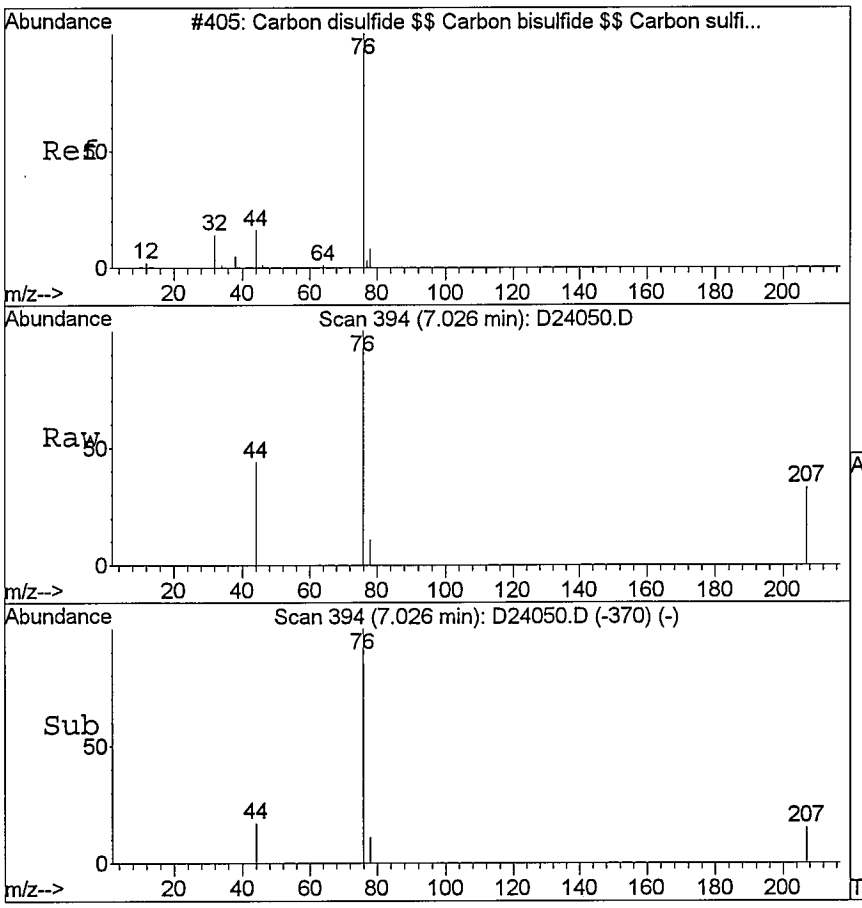

#17
Carbon disulfide
Concen: 0.36 ppb
RT: 7.03 min Scan# 394
Delta R.T. 0.01 min
Lab File: D24050.D
Acq: 19 Sep 2008 13:17

Tgt Ion: 76 Resp: 6956

Ion	Ratio	Lower	Upper
76	100		
78	11.4	7.4	11.0#
44	13.1	11.6	17.4

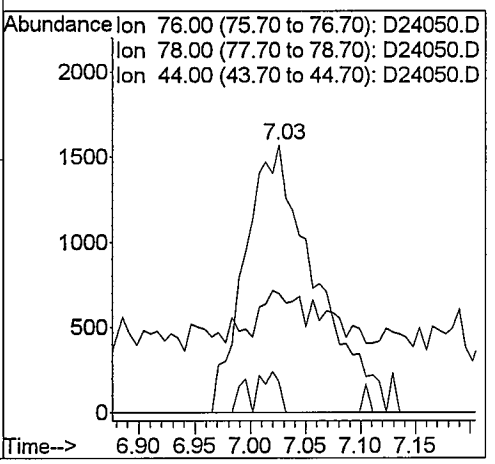

Raw Data Quality Control Samples

Quantitation Report (QT Reviewed)

Data File : C:\MSDCHEM\1\DATA\091908\D24040.D Vial: 5
Acq On : 19 Sep 2008 9:24 Operator: TWK-sop525r12
Sample : VL080919-4CCS Inst : HPV4
Misc : 10mL un-heated purge - CCV/LCS Multiplr: 1.00
MS Integration Params: rteint.p
Quant Time: Sep 19 09:45:59 2008 Quant Results File: 091608W.RES

Quant Method : C:\MSDCHEM\1\METHODS\091608W.M (RTE Integrator)
Title : GCMS Volatiles (S.O.P. 525)
Last Update : Thu Sep 18 05:39:13 2008
Response via : Initial Calibration
DataAcq Meth : 091608W

Internal Standards	R.T.	QIon	Response	Conc	Units	Dev(Min)
1) Fluorobenzene	10.32	96	502772	25.00	ppb	0.00
52) Chlorobenzene-d5	13.29	117	400357	25.00	ppb	0.00
72) 1,4-Dichlorobenzene-d4	15.46	152	227071	25.00	ppb	0.00
System Monitoring Compounds						
34) Dibromofluoromethane	9.48	113	117548	24.27	ppb	0.00
Spiked Amount 25.000	Range 79 - 120		Recovery = 97.08%			
39) 1,2-Dichloroethane-d4	10.07	65	118577	24.71	ppb	0.00
Spiked Amount 25.000	Range 62 - 139		Recovery = 98.84%			
53) Toluene-d8	11.83	98	489536	25.18	ppb	0.00
Spiked Amount 25.000	Range 83 - 120		Recovery = 100.72%			
73) 4-Bromofluorobenzene	14.37	174	150050	25.15	ppb	0.00
Spiked Amount 25.000	Range 74 - 123		Recovery = 100.60%			

Target Compounds						Qvalue
2) Dichlorodifluoromethane	4.82	85	105214	9.58	ppb	98
3) Chloromethane	5.15	50	156216	9.46	ppb	98
4) Vinyl chloride	5.32	62	130893	10.12	ppb	98
5) Bromomethane	5.83	96	70350	9.99	ppb	100
6) Chloroethane	6.00	64	58492	10.08	ppb	98
7) Trichlorofluoromethane	6.23	101	96768	10.71	ppb	96
9) 1,1,2-Trichloro-1,2,2-trif	6.91	101	53946	11.76	ppb	94
10) Acrolein	7.28	56	44193	104.93	ppb	95
11) 1,1-Dichloroethene	6.90	96	61127	10.22	ppb	98
12) Acetone	7.60	58	5074m	23.92	ppb	
13) Iodomethane	7.13	142	100689	10.72	ppb	99
14) Allyl Chloride	7.44	39	73526	9.93	ppb	97
16) Acetonitrile	8.18	41	73245	102.73	ppb #	92
17) Carbon disulfide	7.03	76	236701	10.49	ppb	98
18) Methylene chloride	7.58	84	69709	9.77	ppb	98
19) Methyl-t-butyl ether	7.81	73	240065	20.33	ppb	98
20) trans-1,2-Dichloroethene	7.75	96	64840	10.10	ppb	96
21) Acrylonitrile	8.52	53	118580	102.82	ppb	98
22) Isopropyl ether	8.18	45	220951	10.35	ppb	98
23) Vinyl acetate	8.62	43	77850	9.89	ppb	100
24) Chloroprene	8.43	53	94326	10.68	ppb	97
25) 1,1-Dichloroethane	8.47	63	131791	10.32	ppb	98
26) Ethyl tert-butyl ether	8.59	59	172546	10.38	ppb	97
27) 2-Butanone	9.58	43	30990	25.12	ppb	96
28) 2,2-Dichloropropane	9.18	77	96939	10.42	ppb	97
29) cis-1,2-Dichloroethene	9.03	96	72990	10.36	ppb	90
30) Propionitrile	9.95	54	37484	106.76	ppb	93

(#) = qualifier out of range (m) = manual integration

Quantitation Report (QT Reviewed)

Data File : C:\MSDCHEM\1\DATA\091908\D24040.D Vial: 5
Acq On : 19 Sep 2008 9:24 Operator: TWK-sop525r12
Sample : VL080919-4CCS Inst : HPV4
Misc : 10mL un-heated purge - CCV/LCS Multiplr: 1.00
MS Integration Params: rteint.p
Quant Time: Sep 19 09:45:59 2008 Quant Results File: 091608W.RES

Quant Method : C:\MSDCHEM\1\METHODS\091608W.M (RTE Integrator)
Title : GCMS Volatiles (S.O.P. 525)
Last Update : Thu Sep 18 05:39:13 2008
Response via : Initial Calibration
DataAcq Meth : 091608W

	Compound	R.T.	QIon	Response	Conc	Unit		Qvalue
32)	Bromochloromethane	9.26	128	27531	10.36	ppb		92
33)	Chloroform	9.28	83	120131	10.43	ppb		97
35)	1,1,1-Trichloroethane	9.57	97	102781	10.71	ppb		98
36)	Isobutyl Alcohol	9.94	43	66283	210.17	ppb		97
37)	Carbon Tetrachloride	9.50	117	87780	10.42	ppb		96
38)	1,1-Dichloropropene	9.67	75	93896	10.55	ppb		98
40)	Benzene	9.93	78	282452	10.19	ppb		99
41)	Tert-amyl methyl ether	9.94	73	143218	10.23	ppb		97
42)	1,2-Dichloroethane	10.13	62	68404	10.33	ppb		99
43)	Trichloroethene	10.48	95	67489	10.38	ppb		94
44)	Methyl methacrylate	11.09	69	21864	10.50	ppb	#	78
45)	1,2-Dichloropropane	11.03	63	71887	10.41	ppb		95
47)	Dibromomethane	10.94	93	30981	10.29	ppb		97
48)	Bromodichloromethane	11.04	83	83469	10.43	ppb		98
49)	2-Chloroethyl vinyl ether	11.52	63	25680	10.43	ppb		91
50)	cis-1,3-Dichloropropene	11.64	75	106459	10.58	ppb		99
51)	4-Methyl-2-pentanone	12.17	43	77799	25.23	ppb		99
54)	Toluene	11.87	91	296627	10.49	ppb		98
55)	Ethyl methacrylate	12.28	69	46988	10.56	ppb		99
56)	trans-1,3-Dichloropropene	12.23	75	86510	10.49	ppb		96
57)	1,1,2-Trichloroethane	12.40	83	37211	10.24	ppb		99
58)	Tetrachloroethene	12.25	164	52343	10.53	ppb		95
59)	2-Hexanone	12.93	43	50461	25.13	ppb		96
60)	1,3-Dichloropropane	12.68	76	76945	10.35	ppb		100
61)	Dibromochloromethane	12.60	129	52772	10.41	ppb		96
62)	1,2-Dibromoethane	12.87	107	40119	10.26	ppb		97
63)	1-Chlorohexane	13.20	91	96303	10.83	ppb		96
64)	Chlorobenzene	13.30	112	193032	10.49	ppb		96
65)	Ethylbenzene	13.27	91	347387	10.44	ppb		98
66)	1,1,1,2-Tetrachloroethane	13.34	131	62850	10.39	ppb		99
67)	m,p-Xylene	13.40	106	277791	21.18	ppb		99
68)	o-Xylene	13.80	106	139446	10.67	ppb		99
69)	Styrene	13.84	104	203204	10.78	ppb		98
70)	Bromoform	13.93	173	28306	10.67	ppb		91
71)	Isopropylbenzene	14.06	105	342566	10.85	ppb		99
74)	1,1,2,2-Tetrachloroethane	14.50	83	54469	9.90	ppb		100
75)	n-Propylbenzene	14.44	91	466422	10.46	ppb		99
76)	Bromobenzene	14.51	156	79028	10.19	ppb		97
77)	trans-1,4-Dichloro-2-buten	14.67	53	14128	9.78	ppb		92
78)	1,2,3-Trichloropropane	14.69	110	14421	10.33	ppb		75
79)	1,3,5-Trimethylbenzene	14.59	105	308975	10.55	ppb		99

(#) = qualifier out of range (m) = manual integration

Quantitation Report (QT Reviewed)

Data File : C:\MSDCHEM\1\DATA\091908\D24040.D Vial: 5
Acq On : 19 Sep 2008 9:24 Operator: TWK-sop525r12
Sample : VL080919-4CCS Inst : HPV4
Misc : 10mL un-heated purge - CCV/LCS Multiplr: 1.00
MS Integration Params: rteint.p
Quant Time: Sep 19 09:45:59 2008 Quant Results File: 091608W.RES

Quant Method : C:\MSDCHEM\1\METHODS\091608W.M (RTE Integrator)
Title : GCMS Volatiles (S.O.P. 525)
Last Update : Thu Sep 18 05:39:13 2008
Response via : Initial Calibration
DataAcq Meth : 091608W

	Compound	R.T.	QIon	Response	Conc Unit	Qvalue
80)	2-Chlorotoluene	14.65	91	264341	10.48 ppb	100
81)	4-Chlorotoluene	14.80	91	274133	10.60 ppb	100
82)	tert-Butylbenzene	14.93	119	273312	10.49 ppb	98
83)	1,2,4-Trimethylbenzene	14.98	105	316777	10.71 ppb	98
84)	sec-Butylbenzene	15.09	105	432444	10.67 ppb	100
85)	p-Isopropyltoluene	15.20	119	353348	10.60 ppb	98
86)	1,3-Dichlorobenzene	15.39	146	174428	10.46 ppb	98
87)	1,4-Dichlorobenzene	15.48	146	166967	10.34 ppb	98
88)	n-Butylbenzene	15.63	91	357148	10.62 ppb	99
89)	1,2-Dichlorobenzene	15.94	146	150903	10.13 ppb	98
90)	Hexachloroethane	15.91	117	64521	10.55 ppb	100
91)	1,2-Dibromo-3-chloropropan	16.84	155	6308	9.80 ppb	93
92)	1,2,4-Trichlorobenzene	17.71	180	100164	10.18 ppb	100
93)	Hexachlorobutadiene	17.58	225	49636	10.09 ppb	98
94)	Naphthalene	18.23	128	144479	9.88 ppb	100
95)	1,2,3-Trichlorobenzene	18.52	180	65331	10.14 ppb	98

(#) = qualifier out of range (m) = manual integration (+) = signals summed

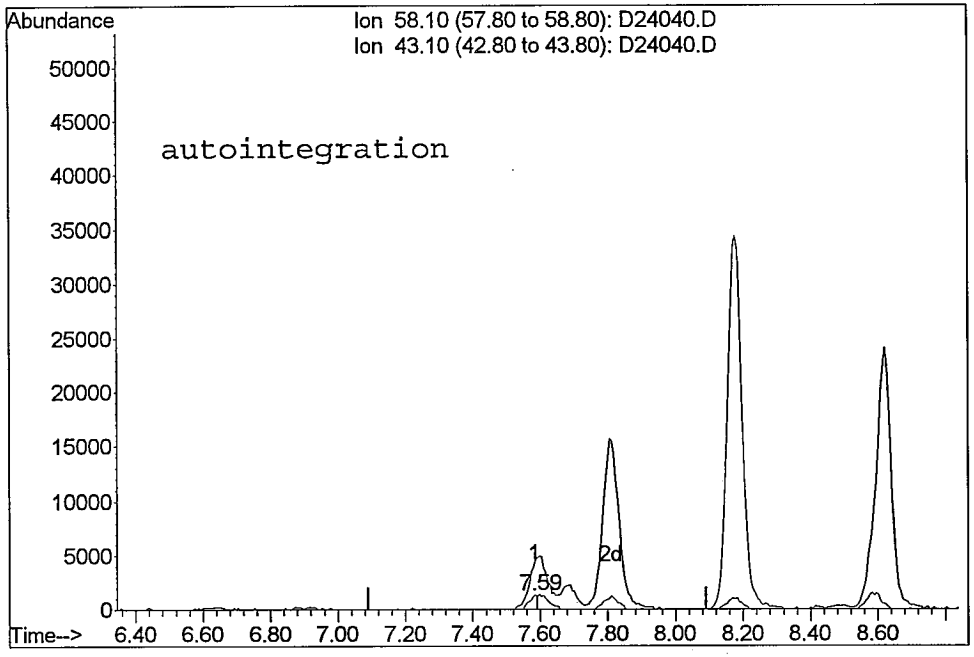

TIC: D24040.D

(12) Acetone
7.59min 10.63ppb
response 2255

Ion	Exp%	Act%
58.10	100	100
43.10	272.60	264.37
0.00	0.00	0.00
0.00	0.00	0.00

Reason for manual re-integration?

[] missed peak assignment

[] peak saturation (detector shutdown)

[] over-integrated peak's area

[X] under-integrated peak's area

[] other (_____)

initials: SM date: 9/19/08

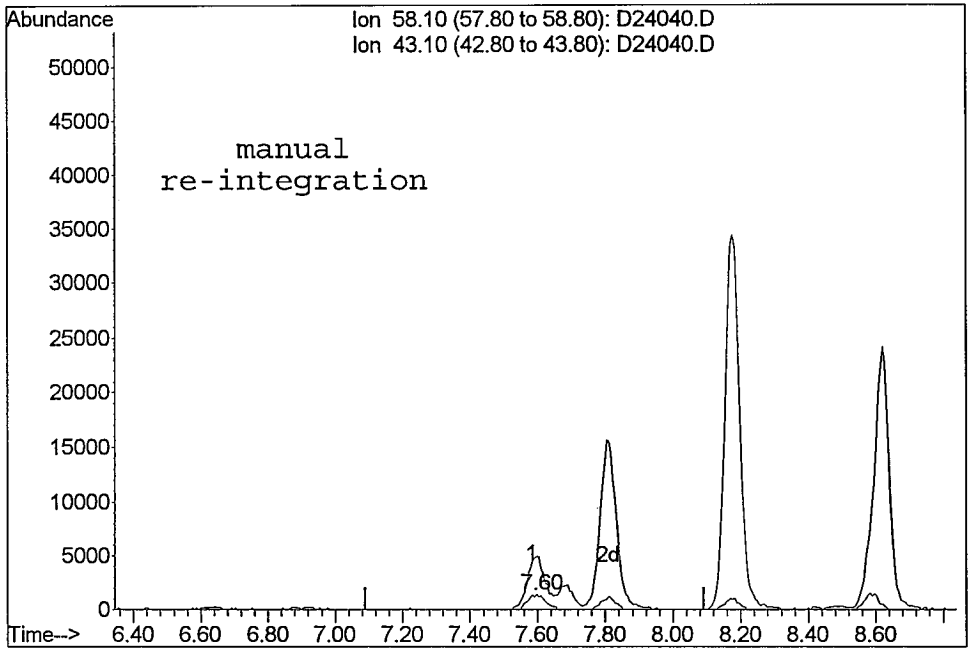

TIC: D24040.D

(12) Acetone
7.60min 23.92ppb m
response 5074

Ion	Exp%	Act%
58.10	100	100
43.10	272.60	352.76#
0.00	0.00	0.00
0.00	0.00	0.00

Quantitation Report (QT Reviewed)

Data File : C:\MSDCHEM\1\DATA\091908\D24040.D Vial: 5
Acq On : 19 Sep 2008 9:24 Operator: TWK-sop525r1
Sample : VL080919-4CCS Inst : HPV4
Misc : 10mL un-heated purge - CCV/LCS Multiplr: 1.00
MS Integration Params: rteint.p
Quant Time: Sep 19 9:46 2008 Quant Results File: 091608W.RES

Method : C:\MSDCHEM\1\METHODS\091608W.M (RTE Integrator)
Title : GCMS Volatiles (S.O.P. 525)
Last Update : Thu Sep 18 05:39:13 2008
Response via : Initial Calibration

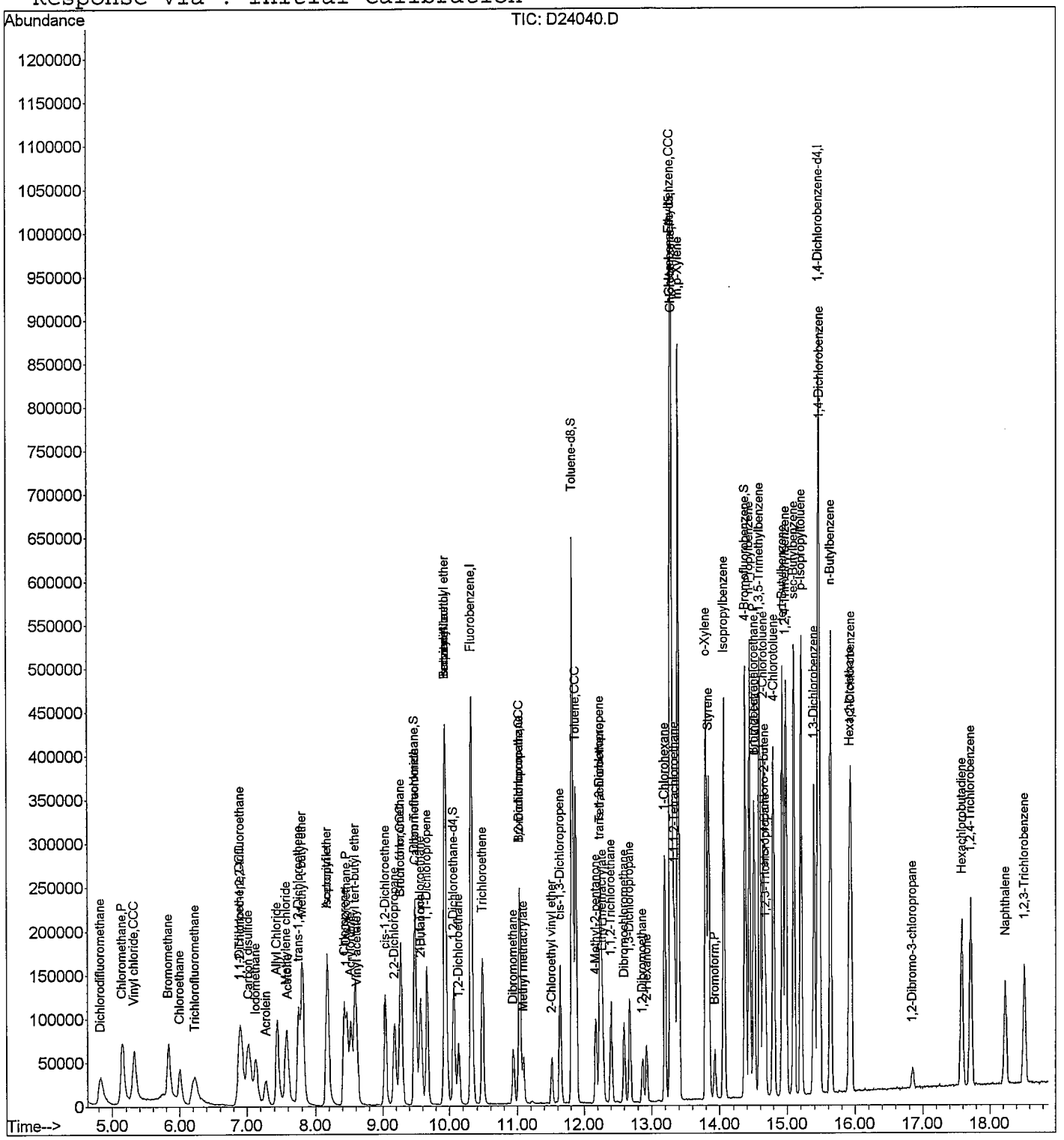

Quantitation Report (Not Reviewed)

Data File : C:\MSDCHEM\1\DATA\091908\D24041.D Vial: 6
Acq On : 19 Sep 2008 9:47 Operator: TWK-sop525r12
Sample : VL080919-4LCSD Inst : HPV4
Misc : 10mL un-heated water Multiplr: 1.00
MS Integration Params: rteint.p
Quant Time: Sep 19 10:10:56 2008 Quant Results File: 091608W.RES

Quant Method : C:\MSDCHEM\1\METHODS\091608W.M (RTE Integrator)
Title : GCMS Volatiles (S.O.P. 525)
Last Update : Thu Sep 18 05:39:13 2008
Response via : Initial Calibration
DataAcq Meth : 091608W

Internal Standards	R.T.	QIon	Response	Conc	Units		Dev(Min)
1) Fluorobenzene	10.32	96	547028	25.00	ppb		0.00
52) Chlorobenzene-d5	13.29	117	439054	25.00	ppb		0.00
72) 1,4-Dichlorobenzene-d4	15.46	152	247474	25.00	ppb		0.00
System Monitoring Compounds							
34) Dibromofluoromethane	9.48	113	130524	24.77	ppb		0.00
Spiked Amount 25.000	Range 79 - 120		Recovery = 99.08%				
39) 1,2-Dichloroethane-d4	10.07	65	130232	24.94	ppb		0.00
Spiked Amount 25.000	Range 62 - 139		Recovery = 99.76%				
53) Toluene-d8	11.83	98	526566	24.69	ppb		0.00
Spiked Amount 25.000	Range 83 - 120		Recovery = 98.76%				
73) 4-Bromofluorobenzene	14.37	174	161430	24.83	ppb		0.00
Spiked Amount 25.000	Range 74 - 123		Recovery = 99.32%				
Target Compounds							Qvalue
2) Dichlorodifluoromethane	4.82	85	124503	10.42	ppb		99
3) Chloromethane	5.15	50	175808	9.78	ppb		99
4) Vinyl chloride	5.32	62	145686	10.36	ppb		97
5) Bromomethane	5.83	96	78450	10.24	ppb		97
6) Chloroethane	6.00	64	64870	10.28	ppb		93
7) Trichlorofluoromethane	6.22	101	107313	10.91	ppb		92
9) 1,1,2-Trichloro-1,2,2-trif	6.92	101	55868	11.19	ppb		94
10) Acrolein	7.28	56	51478	112.34	ppb		97
11) 1,1-Dichloroethene	6.90	96	67245	10.34	ppb		96
12) Acetone	7.59	58	6004	26.01	ppb	#	65
13) Iodomethane	7.13	142	108648	10.64	ppb		96
14) Allyl Chloride	7.44	39	78543	9.75	ppb		96
16) Acetonitrile	8.18	41	82928	106.90	ppb	#	88
17) Carbon disulfide	7.03	76	253649	10.33	ppb		98
18) Methylene chloride	7.57	84	75311	9.70	ppb		97
19) Methyl-t-butyl ether	7.81	73	268433	20.90	ppb		98
20) trans-1,2-Dichloroethene	7.75	96	71142	10.19	ppb		95
21) Acrylonitrile	8.52	53	135617	108.08	ppb		99
22) Isopropyl ether	8.18	45	245757	10.58	ppb		99
23) Vinyl acetate	8.62	43	85974	10.04	ppb		99
24) Chloroprene	8.43	53	103909	10.82	ppb		96
25) 1,1-Dichloroethane	8.47	63	145477	10.47	ppb		99
26) Ethyl tert-butyl ether	8.59	59	191860	10.61	ppb		97
27) 2-Butanone	9.58	43	34935	26.03	ppb		97
28) 2,2-Dichloropropane	9.18	77	106180	10.49	ppb		97
29) cis-1,2-Dichloroethene	9.04	96	78972	10.30	ppb		95
30) Propionitrile	9.95	54	43355	113.49	ppb		88

(#) = qualifier out of range (m) = manual integration
D24041.D 091608W.M Fri Sep 19 10:12:08 2008 emt 9/19/08 Page 1

Quantitation Report (Not Reviewed)

Data File : C:\MSDCHEM\1\DATA\091908\D24041.D Vial: 6
Acq On : 19 Sep 2008 9:47 Operator: TWK-sop525r12
Sample : VL080919-4LCSD Inst : HPV4
Misc : 10mL un-heated water Multiplr: 1.00
MS Integration Params: rteint.p
Quant Time: Sep 19 10:10:56 2008 Quant Results File: 091608W.RES

Quant Method : C:\MSDCHEM\1\METHODS\091608W.M (RTE Integrator)
Title : GCMS Volatiles (S.O.P. 525)
Last Update : Thu Sep 18 05:39:13 2008
Response via : Initial Calibration
DataAcq Meth : 091608W

	Compound	R.T.	QIon	Response	Conc Unit		Qvalue
31)	Methacrylonitrile	9.95	41	61354	10.56 ppb		95
32)	Bromochloromethane	9.26	128	30279	10.48 ppb		97
33)	Chloroform	9.28	83	129561	10.34 ppb		95
35)	1,1,1-Trichloroethane	9.57	97	109618	10.50 ppb		97
36)	Isobutyl Alcohol	9.94	43	76372	222.56 ppb		98
37)	Carbon Tetrachloride	9.50	117	96174	10.49 ppb		98
38)	1,1-Dichloropropene	9.67	75	100623	10.39 ppb		98
40)	Benzene	9.93	78	307591	10.20 ppb		99
41)	Tert-amyl methyl ether	9.94	73	157683	10.35 ppb		96
42)	1,2-Dichloroethane	10.13	62	74009	10.27 ppb		97
43)	Trichloroethene	10.48	95	72958	10.31 ppb		98
44)	Methyl methacrylate	11.09	69	23947	10.57 ppb		87
45)	1,2-Dichloropropane	11.03	63	77116	10.26 ppb		95
47)	Dibromomethane	10.94	93	33951	10.36 ppb		97
48)	Bromodichloromethane	11.04	83	90110	10.35 ppb		98
49)	2-Chloroethyl vinyl ether	11.52	63	28757	10.74 ppb		94
50)	cis-1,3-Dichloropropene	11.64	75	114650	10.47 ppb		98
51)	4-Methyl-2-pentanone	12.17	43	86458	25.77 ppb		99
54)	Toluene	11.87	91	320271	10.33 ppb		99
55)	Ethyl methacrylate	12.28	69	51649	10.58 ppb		99
56)	trans-1,3-Dichloropropene	12.23	75	92848	10.27 ppb		96
57)	1,1,2-Trichloroethane	12.40	83	40910	10.26 ppb		99
58)	Tetrachloroethene	12.25	164	56668	10.39 ppb		95
59)	2-Hexanone	12.93	43	57246	26.00 ppb		99
60)	1,3-Dichloropropane	12.68	76	83809	10.28 ppb		99
61)	Dibromochloromethane	12.60	129	57683	10.38 ppb		97
62)	1,2-Dibromoethane	12.87	107	44903	10.47 ppb		97
63)	1-Chlorohexane	13.19	91	103488	10.61 ppb		99
64)	Chlorobenzene	13.30	112	207204	10.26 ppb		99
65)	Ethylbenzene	13.27	91	371577	10.18 ppb		98
66)	1,1,1,2-Tetrachloroethane	13.34	131	68436	10.32 ppb		100
67)	m,p-Xylene	13.40	106	298251	20.74 ppb		99
68)	o-Xylene	13.80	106	152437	10.63 ppb		98
69)	Styrene	13.84	104	219354	10.61 ppb		100
70)	Bromoform	13.93	173	31103	10.69 ppb		97
71)	Isopropylbenzene	14.06	105	368039	10.63 ppb		97
74)	1,1,2,2-Tetrachloroethane	14.50	83	59137	9.86 ppb	#	97
75)	n-Propylbenzene	14.44	91	495559	10.20 ppb		99
76)	Bromobenzene	14.51	156	84248	9.97 ppb		96
77)	trans-1,4-Dichloro-2-buten	14.67	53	15790	10.03 ppb		97
78)	1,2,3-Trichloropropane	14.69	110	15975	10.50 ppb		75

(#) = qualifier out of range (m) = manual integration

Quantitation Report (Not Reviewed)

Data File : C:\MSDCHEM\1\DATA\091908\D24041.D Vial: 6
Acq On : 19 Sep 2008 9:47 Operator: TWK-sop525r12
Sample : VL080919-4LCSD Inst : HPV4
Misc : 10mL un-heated water Multiplr: 1.00
MS Integration Params: rteint.p
Quant Time: Sep 19 10:10:56 2008 Quant Results File: 091608W.RES

Quant Method : C:\MSDCHEM\1\METHODS\091608W.M (RTE Integrator)
Title : GCMS Volatiles (S.O.P. 525)
Last Update : Thu Sep 18 05:39:13 2008
Response via : Initial Calibration
DataAcq Meth : 091608W

	Compound	R.T.	QIon	Response	Conc Unit	Qvalue
79)	1,3,5-Trimethylbenzene	14.59	105	327333	10.26 ppb	99
80)	2-Chlorotoluene	14.65	91	280546	10.21 ppb	99
81)	4-Chlorotoluene	14.80	91	293931	10.43 ppb	99
82)	tert-Butylbenzene	14.93	119	290151	10.22 ppb	98
83)	1,2,4-Trimethylbenzene	14.98	105	331358	10.28 ppb	99
84)	sec-Butylbenzene	15.09	105	455834	10.32 ppb	100
85)	p-Isopropyltoluene	15.20	119	372759	10.26 ppb	99
86)	1,3-Dichlorobenzene	15.39	146	183546	10.10 ppb	99
87)	1,4-Dichlorobenzene	15.48	146	176974	10.06 ppb	98
88)	n-Butylbenzene	15.63	91	378183	10.31 ppb	98
89)	1,2-Dichlorobenzene	15.94	146	160927	9.91 ppb	99
90)	Hexachloroethane	15.91	117	67641	10.15 ppb	99
91)	1,2-Dibromo-3-chloropropan	16.84	155	7085	10.10 ppb	94
92)	1,2,4-Trichlorobenzene	17.71	180	107662	10.04 ppb	96
93)	Hexachlorobutadiene	17.58	225	54314	10.13 ppb	96
94)	Naphthalene	18.23	128	158221	9.93 ppb	100
95)	1,2,3-Trichlorobenzene	18.52	180	69073	9.84 ppb	95

(#) = qualifier out of range (m) = manual integration (+) = signals summed

Quantitation Report (Not Reviewed)

Data File : C:\MSDCHEM\1\DATA\091908\D24041.D Vial: 6
Acq On : 19 Sep 2008 9:47 Operator: TWK-sop525r1
Sample : VL080919-4LCSD Inst : HPV4
Misc : 10mL un-heated water Multiplr: 1.00
MS Integration Params: rteint.p
Quant Time: Sep 19 10:10 2008 Quant Results File: 091608W.RES

Method : C:\MSDCHEM\1\METHODS\091608W.M (RTE Integrator)
Title : GCMS Volatiles (S.O.P. 525)
Last Update : Thu Sep 18 05:39:13 2008
Response via : Initial Calibration

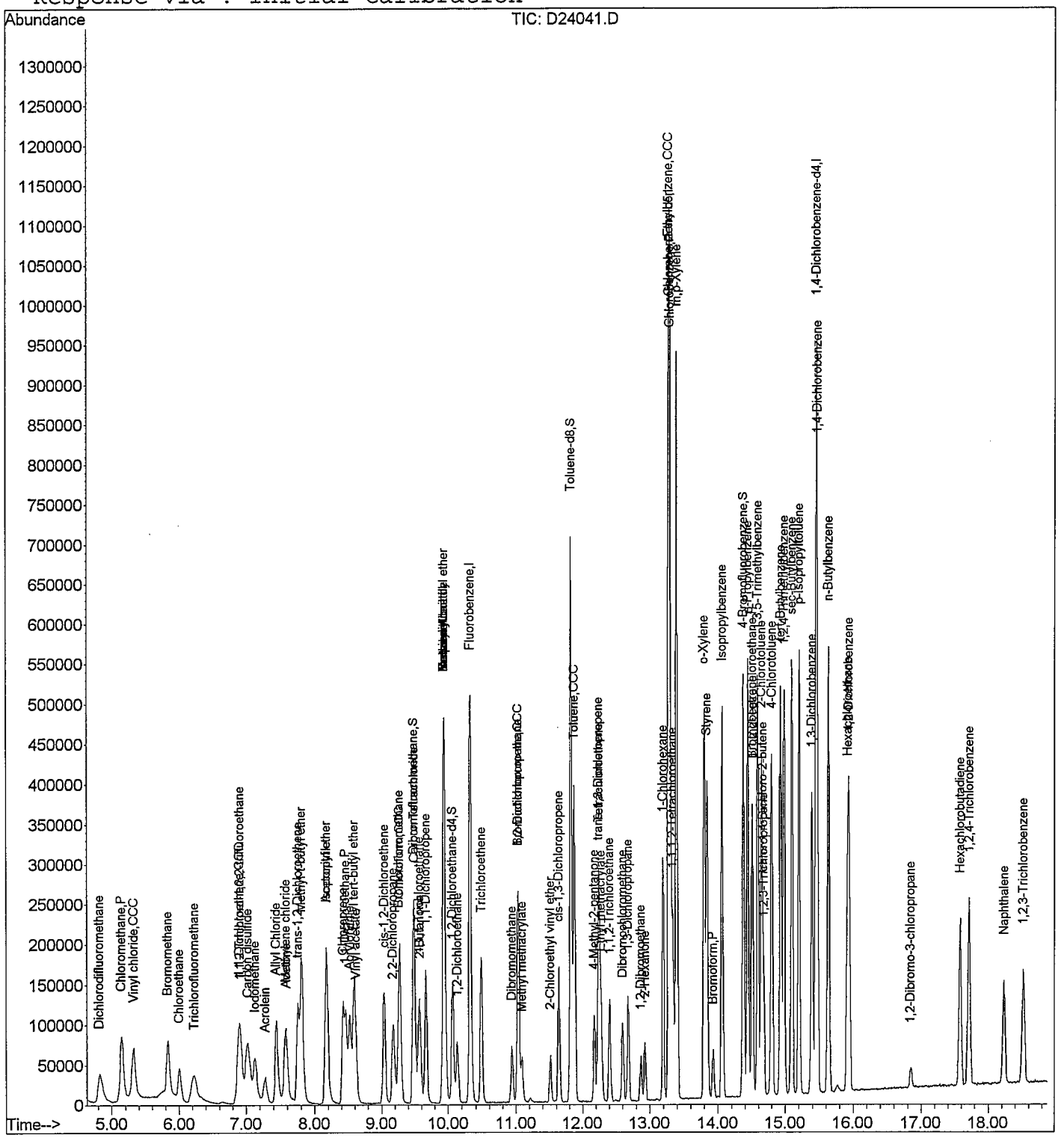

Paragon Analytics

INORGANICS CASE NARRATIVE

URS

Prather Phase 1 Investigation

Order Number - 0809141

1. This report consists of 1 water sample.
2. The sample was received cool and intact on 09/19/08.
3. The sample had been correctly preserved for the requested analyses with the exception of the sample for sulfide. The client directed Paragon to not add additional preservation to the sulfide bottle.
4. The sample was prepared for analysis based on Methods for the Chemical Analysis of Waters and Wastes (MCAWW), May 1994 procedures and Environmental Monitoring Systems Laboratory (EMSL) Rev 2.1 procedures.
5. The sample was analyzed following MCAWW and EMSL procedures for the following methods:

Analyte	Method	SOP #
Alkalinity	310.1	1106 Rev 6
Bicarbonate	310.1	1106 Rev 6
Carbonate	310.1	1106 Rev 6
Hydroxide	310.1	1106 Rev 6
Specific conductance	120.1	1128 Rev 9
Sulfide	376.1	1120 Rev 5
TDS	160.1	1101 Rev 10
Bromide	300.0	1113 Rev 11
Chloride	300.0	1113 Rev 11
Fluoride	300.0	1113 Rev 11
Nitrate as N	300.0	1113 Rev 11
Nitrite as N	300.0	1113 Rev 11
Sulfate	300.0	1113 Rev 11

6. All standards and solutions were used within their recommended shelf life.

7. The sample was prepared and analyzed within the established hold time for each analysis except the sample for nitrate as N and nitrite as N. The sample was received with little or no holding time remaining.

All in house quality control procedures were followed, as described below.

8. General quality control procedures.

   - A preparation (method) blank and laboratory control sample (LCS) were prepared and analyzed with the samples in each applicable preparation batch. There were not more than 20 samples in each preparation batch.
   - The method blank associated with each applicable batch was below the reporting limit for the requested analytes. This indicates that no contaminants were introduced to the samples during preparation and analysis.
   - The LCS was within the acceptance limits for each applicable analysis.
   - All initial and continuing calibration blanks (ICB/CCB) associated with each applicable analytical batch were below the reporting limit for the requested analytes.
   - All initial and continuing calibration verifications (ICV/CCV) associated with each applicable analytical batch were within the acceptance criteria for the requested analytes. This indicates a valid calibration and stable instrument conditions.

9. Matrix specific quality control procedures.

   Sample 0809141-1 was designated as the quality control sample for the specific conductance analysis. Per method requirements, matrix QC was performed for the remaining analyses. Since a sample from this order number was not the selected quality control (QC) sample, matrix specific QC results are not included in this report.

   Similarity of matrix and therefore relevance of the QC results should not be automatically inferred for any sample other than the native sample selected for QC.

   - A sample duplicate was prepared and analyzed with the specific conductance batch. All guidance criteria for precision were met.

10. Reduced aliquots were taken of the sample for the alkalinity, bicarbonate, carbonate, and hydroxide analysis. Reporting limits were elevated accordingly.

11. Manual integrations are performed when needed to provide consistent and defensible data following the guidelines in Paragon Analytics Standard Operating Procedure 939 Revision 3. Whenever manual integrations are performed, before and after chromatograms of the peak that were manually integrated are included in the report along with the reason why the re-integration was necessary.

The data contained in the following report have been reviewed and approved by the personnel listed below. In addition, Paragon Analytics certifies that the analyses reported herein are true, complete and correct within the limits of the methods employed.

Megan Johnson

Megan Johnson
Inorganics Primary Data Reviewer

9/26/08
Date

Inorganics Final Data Reviewer

9/26/08
Date

Inorganic Data Reporting Qualifiers

The following qualifiers are used by the laboratory when reporting results of inorganic analyses.

- Concentration qualifier -- If the analyte was analyzed for but not detected a “U” is entered.

- QC qualifier -- Specified entries and their meanings are as follows:

  N - Spiked sample recovery not within control limits.

  * - Duplicate analysis (relative percent difference) not within control limits.

  Z - Calibration spike recovery not within control limits.

Chain of Custody

Paragon Analytics

Sample Number(s) Cross-Reference Table

Paragon OrderNum: 0809141
Client Name: URS
Client Project Name: Prather Phase 1 Investigation
Client Project Number:
Client PO Number: Prather-2008

Client Sample Number	Lab Sample Number	COC Number	Matrix	Date Collected	Time Collected
PS-MW02D	0809141-1		WATER	17-Sep-08	14:30
PS-MW02S	0809141-2		WATER	17-Sep-08	13:27
Trip Blank	0809141-3		WATER	18-Sep-08	16:00

0809141

CHAIN OF CUSTODY RECORD / ANALYTICAL SERVICES AGREEMENT

Mail Original Report to: URS Corporation
Attn: Mark Leversen
Address: 8181 East Tufts Ave
City/State/Zip: Denver, CO 80237
Telephone #: 303 694 2770 Fax #: 303 930 6040
Email: Mark_leversen@urscorp.com

Mail Invoice to: Same
Attn:
Address:
City/State/Zip:
Telephone #: Fax #:
Project ID #: Prather Phase I Investigation
P.O. #: Quote #
Sampler: Kelly Bates

Report also by	Fax ✓	PDF ✓	EDD ✓	
Standard 10 working days	Yes ✓	No		
UST Analyses per Fee Schedule	Yes	No ✓		
Report chromatograms	Yes ✓	No		

Report Results by: _____ (date)**

Evergreen Analytical Laboratory
4036 Youngfield Street
Wheat Ridge, Colorado 80033
(303) 425-6021
FAX (303) 425-6854
(877) 737-4521
e-mail info@evergreenanalytical.com

NOTE: *Identify Known Hazards Below*

Rush Turn Around Time

** Subject to surcharge & exceptions noted in fee schedule.

- [x] less than 24 hrs, +150%*
- [ ] 1 -2 work days, +100%*
- [ ] 3 -5 work days, +50%
- [ ] 6 - 9 work days, +25%

* Not all tests are available for this TAT

	SAMPLE IDENTIFICATION	DATE SAMPLED	TIME	No. of Containers	MATRIX: Drinking Water	Discharge Water	Ground Water	Soil	Sludge	Other (specify): Potable	ANALYSES: VOCs 8260 M	Dissolved Methane	Trace Metals	Major Cations	Major Anions	Sulfide	Total Alkalinity	TDS	Conductivity
1	PS-MW02D	9/17/08	11:30	10			X				X	X	X	X	X	X	X	X	X
2	PS-MW02S	9/17/08	13:27	3			X				X								
3	Trip Blank	9/18/08	16:00	3						X	X								
	Sample Fraction																		

Loc

Instructions: See Attached Sheet for Required Analysis -

Anions (check): [ ] Nitrate [ ] Nitrite [ ] Chloride [ ] Sulfate [ ] Bromide [ ] O-Phosphate [ ] Fluoride

Relinquished by: (Signature)	Date/Time	Received by: (Signature)	Date/Time
[signature]	9/18/08 16:30	Cheryl Trumble	9-19-08 1000
Relinquished by: (Signature)	Date/Time	Received by: (Signature)	Date/Time

For Laboratory Use Only

W.O. #		Seals Present	Y/N/NA
B.O.F. #	/	Samples Preserved	Y/N/NA
C/S (O)	/	Headspace	Y/N/NA
C/S (I)	/	Ice	Y/N
Temp C		By	

0809141

Table 2 - Aqueous Sample Collection, Handling, and Analysis Summary

Analyte Class	Analysis	Method	Reporting Limit	Holding Time	Bottle and Preservation
Organics	Volatile Organics (including BTEX)	SW8260M extended	Varies by analyte	14 days	3 x 40 ml glass vial, pH < 2 with HCl, ≤6°C
	Methane	RSK-175	1.0 mg/l	7 days	3 x 40 ml glass vial. ≤6°C
Trace and Other Metals	Arsenic, dissolved	SW6020	0.002 mg/l	6 months	field-filtered into 1 L poly bottle, pH < 2 with HNO_3, ≤6°C
	Barium, dissolved		0.025 mg/l		
	Boron, dissolved		0.2 mg/l		
	Cadmium, dissolved		0.001 mg/l		
	Chromium, dissolved		0.005 mg/l		
	Copper, dissolved		0.025 mg/l		
	Lead, dissolved		0.005 mg/l		
	Selenium, dissolved		0.005 mg/l		
	Silver, dissolved		0.002 mg/l		
Major Cations	Calcium, dissolved	SW6010B	0.387 mg/l		
	Iron, dissolved		0.07 mg/l		
	Magnesium, dissolved		0.15 mg/l		
	Manganese, dissolved		0.005 mg/l		
	Potassium, dissolved		0.34 mg/l		
	Sodium, dissolved		0.4 mg/l		
Major Anions	Bromide	EPA 300.0	0.2 mg/l	28 days	1 L poly bottle, ≤6°C
	Chloride		0.5 mg/l		
	Sulfate		0.5 mg/l		
	Nitrite + Nitrate as N		0.061 mg/l		
	Fluoride	SM4500-F C	0.2 mg/l	28 days	
	Bicarbonate alkalinity	SM2320B	5 mg/l	14 days	
	Carbonate alkalinity		5 mg/l		
	Hydroxide alkalinity		5 mg/l		

Trace Metals & Major cations are non-filtered & non-preserved. Needs to be done @ the lab Thx.

Analyte Class	Analysis	Method	Reporting Limit	Holding Time	Bottle and Preservation
	Total alkalinity		5 mg/l		
	Total Dissolved Solids (TDS)	EPA 160.1	10 mg/l	7 days	
	Sulfide	SM4500-S C/F	0.5 mg/l	7 days	5 ml of 10N Zinc acetate, pH > 9 with NaOH ≤6°C
Other Parameters	Conductivity	SM2510B	1 mmhos/cm	48 hours	≤6°C
	Cation/Anion Charge Balance	SM1030F (calculation)	NA	NA	NA

SW = Test Methods for Evaluating Solid Waste, Physical/Chemical Methods, USEPA Office of Solid Waste (SW-846), including all updates.

SM = Standard Methods for the Examination of Water and Wastewater, 20th Edition, EPA.

EPA = Methods for the Chemical Analysis of Water and Wastewater (MCAWW), 1983, EPA

NA = Not applicable

CONDITION OF SAMPLE UPON RECEIPT FORM **Paragon Analytics**

Client: URS Workorder No: 0809141

Project Manager: DF Initials: CT Date: 9-19-08

1.	Does this project require any **special handling** in addition to standard Paragon procedures?		YES	(NO)
2.	Are custody **seals** on **shipping containers** intact?	NONE	(YES)	NO
3.	Are Custody seals on **sample containers** intact?	(NONE)	YES	NO
4.	Is there a **COC (Chain-of-Custody) present** or other representative documents?		(YES)	NO
5.	Are the **COC and bottle labels complete and legible**?		(YES)	NO
6.	Is the **COC in agreement** with samples received? (IDs, dates, times, no. of samples, no. of containers, matrix, requested analyses, etc.)		(YES)	NO
7.	Were **airbills / shipping documents** present and/or removable?	DROP OFF	(YES)	NO
8.	Are all aqueous **samples requiring preservation preserved correctly?** (excluding volatiles)	N/A	YES	(NO)
9.	Are all aqueous **non-preserved samples pH 4-9**?	N/A	(YES)	NO
10.	Is there **sufficient sample** for the requested analyses?		(YES)	NO
11.	Were all samples placed in the **proper containers** for the requested analyses?		(YES)	NO
12.	Are all samples within **holding times** for the requested analyses?		(YES)	NO
13.	Were all sample containers received **intact**? (not broken or leaking, etc.)		(YES)	NO
14.	Are all samples requiring **no** headspace (**VOC, GRO, RSK/MEE, Rx CN/S, radon**) headspace free? **Size of bubble**: ✓ < green pea ____ > green pea	N/A	YES	(NO)
15.	Do perchlorate LCMS-MS samples **have** headspace? (at least 1/3 of container required)	(N/A)	YES	NO
16.	Were samples checked for and free from the presence of **residual chlorine?** (Applicable when PM has indicated samples are from a chlorinated water source; note if field preservation with sodium thiosulfate was not observed.)	(N/A)	YES	NO
17.	Were the samples **shipped on ice**?		(YES)	NO
18.	Were cooler temperatures measured at 0.1-6.0°C? **IR gun used*: #2 (#4)**	RAD ONLY	(YES)	NO

Cooler #:	1							
Temperature (°C):	4.0							
No. of custody seals on cooler:	1							
DOT Survey/ Acceptance Information — External µR/hr reading:	14							
Background µR/hr reading:	12							

Were external µR/hr readings ≤ two times background and within DOT acceptance criteria? (YES) / NO / NA (If no, see Form 008.)

Additional Information: PROVIDE DETAILS BELOW FOR A NO RESPONSE TO ANY QUESTION ABOVE, EXCEPT #1 AND #16.

0809141-3-1 - Headspace

Sulfide bottle was at pH 7 - NO further preservation performed as directed by URS-

If applicable, was the client contacted? **YES / NO / NA** Contact: _____ Date/Time: _____

Project Manager Signature / Date: Debbie Fazio 9/19/08

*IR Gun #2: Oakton, SN 29922500201-0066 *IR Gun #4: Oakton, SN 2372220101-0002

VII A 0689

FZ 09.19

0809141

14

76

FedEx Express US Airbill

FedEx Tracking Number 8662 6664 0689

RECIPIENT: PEEL HERE

1 From This portion can be removed for Recipient's records.

Date 9/15/08 FedEx Tracking Number 866266640689

Sender's Name Kris Pence Phone ~~800 433-1574~~ 970 243 3291

Company IRL COMPLIANCE SOLUTIONS

Address 215 NORTH AVE STE 1 Dept./Floor/Suite/Room

City GRAND JUNCTION State CO ZIP 81501

2 Your Internal Billing Reference

4.0 C

3 To

Recipient's Name Sample Receiving Phone 800 433 1574

Company Paragon Analytics, INC.

Recipient's Address 255 Commerce Drive

We cannot deliver to P.O. boxes or P.O. ZIP codes.

Address Dept./Floor/Suite/Room

To request a package be held at a specific FedEx location, print FedEx address here.

City Fort Collins State CO ZIP 80524

0384077063

Recipient's Copy

4a Express Package Service

Packages up to 150 lbs.

- [X] FedEx Priority Overnight — Next business morning.† Friday shipments will be delivered on Monday unless SATURDAY Delivery is selected.
- [ ] FedEx Standard Overnight — Next business afternoon.* Saturday Delivery NOT available.
- [ ] FedEx First Overnight — Earliest next business morning delivery to select locations.* Saturday Delivery NOT available.
- [ ] FedEx 2Day — Second business day.* Thursday shipments will be delivered on Monday unless SATURDAY Delivery is selected.
- [ ] FedEx Express Saver — Third business day.* Saturday Delivery NOT available.

FedEx Envelope rate not available. Minimum charge: One-pound rate.

* To most locations.

4b Express Freight Service

Packages over 150 lbs.

- [ ] FedEx 1Day Freight* — Next business day.** Friday shipments will be delivered on Monday unless SATURDAY Delivery is selected.
- [ ] FedEx 2Day Freight — Second business day.** Thursday shipments will be delivered on Monday unless SATURDAY Delivery is selected.
- [ ] FedEx 3Day Freight — Third business day.** Saturday Delivery NOT available.

* Call for Confirmation:

** To most locations.

5 Packaging

- [ ] FedEx Envelope*
- [ ] FedEx Pak* — Includes FedEx Small Pak, FedEx Large Pak, and FedEx Sturdy Pak.
- [ ] FedEx Box
- [ ] FedEx Tube
- [X] Other

* Declared value limit $500.

6 Special Handling

Include FedEx address in Section 3.

- [ ] **SATURDAY Delivery** — Not available for FedEx Standard Overnight, FedEx First Overnight, FedEx Express Saver, or FedEx 3Day Freight.
- [ ] **HOLD Weekday at FedEx Location** — Not available for FedEx First Overnight.
- [ ] **HOLD Saturday at FedEx Location** — Available ONLY for FedEx Priority Overnight and FedEx 2Day to select locations.

Does this shipment contain dangerous goods? One box must be checked.

- [X] No
- [ ] Yes — As per attached Shipper's Declaration.
- [ ] Yes — Shipper's Declaration not required.
- [ ] Dry Ice — Dry Ice, 9, UN 1845 ____ x ____ kg

Dangerous goods (including dry ice) cannot be shipped in FedEx packaging.

- [ ] Cargo Aircraft Only

7 Payment *Bill to:* Enter FedEx Acct. No. or Credit Card No. below.

- [X] Sender — Acct. No. in Section 1 will be billed.
- [ ] Recipient
- [ ] Third Party
- [ ] Credit Card
- [ ] Cash/Check
- Obtain Recip. Acct. No. [ ]

[redacted]

Total Packages	Total Weight	[redacted]
1	19	

†Our liability is limited to $100 unless you declare a higher value. See the current FedEx Service Guide.

Credit Card Auth.

11

Sample Results

BICARBONATE AS CaCO3

Method EPA310.1

Sample Results

Lab Name: Paragon Analytics
Client Name: URS
Client Project ID: Prather Phase 1 Investigation
Work Order Number: 0809141
Reporting Basis: As Received
Prep Method: NONE
Final Volume: 100 ml
Matrix: WATER
Result Units: MG/L

Client Sample ID	Lab ID	Date Collected	Date Prepared	Date Analyzed	Percent Moisture	Dilution Factor	Result	Reporting Limit	Flag	Sample Aliquot
PS-MW02D	0809141-1	09/17/2008	09/22/2008	09/22/2008	N/A	1	240	20		25 ml

Comments:

1. ND or U = Not Detected at or above the client requested detection limit.

Data Package ID: *ak0809141-1*

CARBONATE AS CaCO3

Method EPA310.1

Sample Results

Lab Name: Paragon Analytics
Client Name: URS
Client Project ID: Prather Phase 1 Investigation
Work Order Number: 0809141
Reporting Basis: As Received
Prep Method: NONE
Final Volume: 100 ml
Matrix: WATER
Result Units: MG/L

Client Sample ID	Lab ID	Date Collected	Date Prepared	Date Analyzed	Percent Moisture	Dilution Factor	Result	Reporting Limit	Flag	Sample Aliquot
PS-MW02D	0809141-1	09/17/2008	09/22/2008	09/22/2008	N/A	1	20	20	U	25 ml

Comments:

1. ND or U = Not Detected at or above the client requested detection limit.

Data Package ID: *ak0809141-1*

HYDROXIDE AS CACO3

Method EPA310.1

Sample Results

Lab Name: Paragon Analytics
Client Name: URS
Client Project ID: Prather Phase 1 Investigation
Work Order Number: 0809141
Reporting Basis: As Received
Prep Method: NONE
Final Volume: 100 ml
Matrix: WATER
Result Units: MG/L

Client Sample ID	Lab ID	Date Collected	Date Prepared	Date Analyzed	Percent Moisture	Dilution Factor	Result	Reporting Limit	Flag	Sample Aliquot
PS-MW02D	0809141-1	09/17/2008	09/22/2008	09/22/2008	N/A	1	20	20	U	25 ml

Comments:

1. ND or U = Not Detected at or above the client requested detection limit.

Data Package ID: *ak0809141-1*

TOTAL ALKALINITY AS CaCO3

Method EPA310.1

Sample Results

Lab Name: Paragon Analytics
Client Name: URS
Client Project ID: Prather Phase 1 Investigation
Work Order Number: 0809141
Reporting Basis: As Received
Prep Method: NONE
Final Volume: 100 ml
Matrix: WATER
Result Units: MG/L

Client Sample ID	Lab ID	Date Collected	Date Prepared	Date Analyzed	Percent Moisture	Dilution Factor	Result	Reporting Limit	Flag	Sample Aliquot
PS-MW02D	0809141-1	09/17/2008	09/22/2008	09/22/2008	N/A	1	240	20		25 ml

Comments:

1. ND or U = Not Detected at or above the client requested detection limit.

Data Package ID: *ak0809141-1*

Specific Conductance in Water

Method EPA120.1

Sample Results

Lab Name: **Paragon Analytics**
Work Order Number: 0809141
Client Name: URS
ClientProject ID: Prather Phase 1 Investigation

Field ID: PS-MW02D
Lab ID: 0809141-1

Sample Matrix: WATER
% Moisture: N/A
Date Collected: 17-Sep-08
Date Extracted: 22-Sep-08
Date Analyzed: 22-Sep-08
Prep Method: NONE

Prep Batch: SC080922-1
QCBatchID: SC080922-1-1
Run ID: sc080922-1a
Cleanup: NONE
Basis: As Received
File Name:

Sample Aliquot: 45 ml
Final Volume: 45 ml
Result Units: umhos/cm
Clean DF: 1

CASNO	Target Analyte	Dilution Factor	Result	Reporting Limit	Result Qualifier	EPA Qualifier
10-34-4	SPECIFIC CONDUCTIVITY	1	533	1		

Data Package ID: *sc0809141-1*

Sulfide

Method EPA376.1

Sample Results

Lab Name: **Paragon Analytics**
Work Order Number: 0809141
Client Name: URS
ClientProject ID: Prather Phase 1 Investigation

Field ID: PS-MW02D
Lab ID: 0809141-1

Sample Matrix: WATER
% Moisture: N/A
Date Collected: 17-Sep-08
Date Extracted: 23-Sep-08
Date Analyzed: 23-Sep-08
Prep Method: NONE

Prep Batch: S080923-1
QCBatchID: S080923-1-1
Run ID: s080923-1a
Cleanup: NONE
Basis: As Received
File Name:

Sample Aliquot: 200 ml
Final Volume: 200 ml
Result Units: MG/L
Clean DF: 1

CASNO	Target Analyte	Dilution Factor	Result	Reporting Limit	Result Qualifier	EPA Qualifier
18496-25-8	SULFIDE	1	2	2	U	

Data Package ID: *s0809141-1*

Total Dissolved Solids

Method EPA160.1

Sample Results

Lab Name: **Paragon Analytics**
Work Order Number: 0809141
Client Name: URS
ClientProject ID: Prather Phase 1 Investigation

Field ID: PS-MW02D
Lab ID: 0809141-1

Sample Matrix: WATER
% Moisture: N/A
Date Collected: 17-Sep-08
Date Extracted: 19-Sep-08
Date Analyzed: 22-Sep-08
Prep Method: NONE

Prep Batch: TD080919-1
QCBatchID: TD080919-1-1
Run ID: td080922-1a
Cleanup: NONE
Basis: As Received
File Name: Manual Entry

Sample Aliquot: 100 ml
Final Volume: 100 ml
Result Units: MG/L
Clean DF: 1

CASNO	Target Analyte	Dilution Factor	Result	Reporting Limit	Result Qualifier	EPA Qualifier
10-33-3	TOTAL DISSOLVED SOLIDS	1	380	20		

Data Package ID: *td0809141-1*

Ion Chromatography

Method EPA300.0 Revision 2.1

Sample Results

Lab Name: **Paragon Analytics**
Work Order Number: 0809141
Client Name: URS
ClientProject ID: Prather Phase 1 Investigation

Field ID: PS-MW02D
Lab ID: 0809141-1

Sample Matrix: WATER
% Moisture: N/A
Date Collected: 17-Sep-08
Date Extracted: 19-Sep-08
Date Analyzed: 19-Sep-08
Prep Method: NONE

Prep Batch: IC080919-1
QCBatchID: IC080919-1-1
Run ID: ic080919-2a
Cleanup: NONE
Basis: As Received
File Name: 80919_013.DXD

Sample Aliquot: 5 ml
Final Volume: 5 ml
Result Units: MG/L
Clean DF: 1

CASNO	Target Analyte	Dilution Factor	Result	Reporting Limit	MDL	Result Qualifier	EPA Qualifier
16984-48-8	FLUORIDE	1	0.38	0.1	0.033		
16887-00-6	CHLORIDE	1	11	0.2	0.05		
14797-65-0	NITRITE AS N	1	0.1	0.1	0.033	U	
24959-67-9	BROMIDE	1	0.2	0.2	0.078	U	
14797-55-8	NITRATE AS N	1	0.44	0.2	0.05		
14808-79-8	SULFATE	1	56	1	0.33		

Data Package ID: *ic0809141-1*

QC and Summary Report Forms

BICARBONATE AS CaCO3

Method EPA310.1

Method Blank

Lab Name: **Paragon Analytics**
Work Order Number: 0809141
Client Name: URS
ClientProject ID: Prather Phase 1 Investigation

Lab ID: AK080922-1MB

Sample Matrix: WATER
% Moisture: N/A

Prep Batch: AK080922-1
QCBatchID: AK080922-1-1
Run ID: ak080922-1a
Cleanup: NONE
Basis: N/A

Sample Aliquot: 100 ml
Final Volume: 100 ml
Result Units: MG/L

Lab ID	Date Prepared	Date Analyzed	Percent Moisture	Dilution Factor	Result	Reporting Limit	Flag
AK080922-1MB	9/22/2008	09/22/2008	N/A	1	5	5	U

Comments:

1. ND or U = Not Detected at or above the client requested detection limit.

Data Package ID: *ak0809141-1*

CARBONATE AS CaCO3

Method EPA310.1

Method Blank

Lab Name: **Paragon Analytics**
Work Order Number: 0809141
Client Name: URS
ClientProject ID: Prather Phase 1 Investigation

Lab ID: AK080922-1MB

Sample Matrix: WATER
% Moisture: N/A

Prep Batch: AK080922-1
QCBatchID: AK080922-1-1
Run ID: ak080922-1a
Cleanup: NONE
Basis: N/A

Sample Aliquot: 100 ml
Final Volume: 100 ml
Result Units: MG/L

Lab ID	Date Prepared	Date Analyzed	Percent Moisture	Dilution Factor	Result	Reporting Limit	Flag
AK080922-1MB	9/22/2008	09/22/2008	N/A	1	5	5	U

Comments:

1. ND or U = Not Detected at or above the client requested detection limit.

Data Package ID: *ak0809141-1*

HYDROXIDE AS CACO3

Method EPA310.1

Method Blank

Lab Name: **Paragon Analytics**
Work Order Number: 0809141
Client Name: URS
ClientProject ID: Prather Phase 1 Investigation

Lab ID: AK080922-1MB

Sample Matrix: WATER
% Moisture: N/A

Prep Batch: AK080922-1
QCBatchID: AK080922-1-2
Run ID: ak080922-1a
Cleanup: NONE
Basis: N/A

Sample Aliquot: 100 ml
Final Volume: 100 ml
Result Units: MG/L

Lab ID	Date Prepared	Date Analyzed	Percent Moisture	Dilution Factor	Result	Reporting Limit	Flag
AK080922-1MB	9/22/2008	09/22/2008	N/A	1	5	5	U

Comments:

1. ND or U = Not Detected at or above the client requested detection limit.

Data Package ID: *ak0809141-1*

TOTAL ALKALINITY AS CaCO3

Method EPA310.1

Method Blank

Lab Name: **Paragon Analytics**
Work Order Number: 0809141
Client Name: URS
ClientProject ID: Prather Phase 1 Investigation

Lab ID: AK080922-1MB

Sample Matrix: WATER
% Moisture: N/A

Prep Batch: AK080922-1
QCBatchID: AK080922-1-1
Run ID: ak080922-1a
Cleanup: NONE
Basis: N/A

Sample Aliquot: 100 ml
Final Volume: 100 ml
Result Units: MG/L

Lab ID	Date Prepared	Date Analyzed	Percent Moisture	Dilution Factor	Result	Reporting Limit	Flag
AK080922-1MB	9/22/2008	09/22/2008	N/A	1	5	5	U

Comments:

1. ND or U = Not Detected at or above the client requested detection limit.

Data Package ID: *ak0809141-1*

TOTAL ALKALINITY AS CaCO3

Method EPA310.1

Laboratory Control Sample

Lab Name: **Paragon Analytics**
Work Order Number: 0809141
Client Name: URS
ClientProject ID: Prather Phase 1 Investigation

Lab ID: AK080922-1LCS

Sample Matrix: WATER
% Moisture: N/A
Date Collected: N/A
Date Extracted: 09/22/2008
Date Analyzed: 09/22/2008

Prep Batch: AK080922-1
QCBatchID: AK080922-1-1
Run ID: ak080922-1a
Cleanup: NONE
Basis: N/A

Sample Aliquot: 100 ml
Final Volume: 100 ml
Result Units: MG/L

CASNO	Target Analyte	Spike Added	LCS Result	Reporting Limit	Result Qualifier	LCS % Rec.	Control Limits
11-43-8	TOTAL ALKALINITY AS CaCO3	100	101	5		101	85 - 115

Data Package ID: *ak0809141-1*

TOTAL ALKALINITY AS CaCO3

Method EPA310.1

Calibration Verifications

Lab Name: **Paragon Analytics**
Work Order Number: 0809141
Client Name: URS
ClientProject ID: Prather Phase 1 Investigation

Run ID: AK080922-1A
Result Units: MG/L

Lab ID	Verification Type	Date Analyzed	Time Analyzed	Spike Added	Result	Reporting Limit	Result Qualifier	% Rec.	Control Limits
ICV	Initial Calibration	9/22/2008		100	98.9	5	N/A	99	85 - 115

Data Package ID: *ak0809141-1*

BICARBONATE AS CaCO3

Method EPA310.1

Calibration Blanks

Lab Name: **Paragon Analytics**
Work Order Number: 0809141
Client Name: URS
ClientProject ID: Prather Phase 1 Investigation

Run ID: AK080922-1A
Result Units: MG/L

Lab ID	Verification Type	Date Analyzed	Time Analyzed	Result	Reporting Limit	Flag
ICB	Initial Calibration	9/22/2008		5	5	U

Data Package ID: *ak0809141-1*

CARBONATE AS CaCO3

Method EPA310.1

Calibration Blanks

Lab Name: **Paragon Analytics**
Work Order Number: 0809141
Client Name: URS
ClientProject ID: Prather Phase 1 Investigation

Run ID: AK080922-1A
Result Units: MG/L

Lab ID	Verification Type	Date Analyzed	Time Analyzed	Result	Reporting Limit	Flag
ICB	Initial Calibration	9/22/2008		5	5	U

Data Package ID: *ak0809141-1*

HYDROXIDE AS CaCO3

Method EPA310.1

Calibration Blanks

Lab Name: **Paragon Analytics**
Work Order Number: 0809141
Client Name: URS
ClientProject ID: Prather Phase 1 Investigation

Run ID: AK080922-1A
Result Units: MG/L

Lab ID	Verification Type	Date Analyzed	Time Analyzed	Result	Reporting Limit	Flag
ICB	Initial Calibration	9/22/2008		5	5	U

Data Package ID: *ak0809141-1*

TOTAL ALKALINITY AS CaCO3

Method EPA310.1

Calibration Blanks

Lab Name: **Paragon Analytics**
Work Order Number: 0809141
Client Name: URS
ClientProject ID: Prather Phase 1 Investigation

Run ID: AK080922-1A
Result Units: MG/L

Lab ID	Verification Type	Date Analyzed	Time Analyzed	Result	Reporting Limit	Flag
ICB	Initial Calibration	9/22/2008		5	5	U

Data Package ID: *ak0809141-1*

Prep Batch ID: AK080922-1

Start Date: 09/22/08
Start Time: 8:30
Prep Analyst: Jason McNall

End Date: 09/22/08
End Time: 10:00

Concentration Method: NONE
Extract Method: NONE
Initial Volume Units: ml
Final Volume Units: ml

Batch Created By: JBM
Date Created: 09/22/08
Time Created: 8:14
Validated By: JBM
Date Validated: 09/22/08
Time Validated: 10:02

Comments:

QC Batch ID: AK080922-1-1

Lab ID	QC Type	Field ID	Matrix	Date Collected	Initial Wt/Vol	Final Wt/Vol	Cleanup Method	Cleanup DF	Order Number
AK080922-1	MB	XXXXXX	WATER	XXXXXX	100	100	NONE	1	0809138
AK080922-1	LCS	XXXXXX	WATER	XXXXXX	100	100	NONE	1	0809138
0809138-1	DUP	XXXXXX	WATER	XXXXXX	25	100	NONE	1	0809138
0809138-1	SMP	XXXXXX	WATER	XXXXXX	25	100	NONE	1	0809138
0809141-1	SMP	PS-MW02D	WATER	9/17/2008	25	100	NONE	1	0809141
0809143-1	SMP	XXXXXX	WATER	XXXXXX	10	100	NONE	1	0809143
0809143-2	SMP	XXXXXX	WATER	XXXXXX	5	100	NONE	1	0809143
0809144-1	SMP	XXXXXX	WATER	XXXXXX	5	100	NONE	1	0809144
0809144-2	SMP	XXXXXX	WATER	XXXXXX	10	100	NONE	1	0809144
0809145-1	SMP	XXXXXX	WATER	XXXXXX	5	100	NONE	1	0809145
0809147-1	SMP	XXXXXX	WATER	XXXXXX	5	100	NONE	1	0809147
0809147-2	SMP	XXXXXX	WATER	XXXXXX	5	100	NONE	1	0809147
0809147-3	SMP	XXXXXX	WATER	XXXXXX	5	100	NONE	1	0809147
0809147-5	SMP	XXXXXX	WATER	XXXXXX	5	100	NONE	1	0809147
0809147-6	SMP	XXXXXX	WATER	XXXXXX	5	100	NONE	1	0809147

QC Types

CAR	Carrier reference sample	DUP	Laboratory Duplicate
LCS	Laboratory Control Sample	LCSD	Laboratory Control Sample Duplicat
MB	Method Blank	MS	Laboratory Matrix Spike
MSD	Laboratory Matrix Spike Duplicate	REP	Sample replicate
SMP	Field Sample	SYS	Sample Yield Spike

Prep Batch ID: AK080922-1

Start Date: 09/22/08
Start Time: 8:30
Prep Analyst: Jason McNall

End Date: 09/22/08
End Time: 10:00

Concentration Method: NONE
Extract Method: NONE
Initial Volume Units: ml
Final Volume Units: ml

Batch Created By: JBM
Date Created: 09/22/08
Time Created: 8:14
Validated By: JBM
Date Validated: 09/22/08
Time Validated: 10:02

Comments:

QC Batch ID: AK080922-1-2

Lab ID	QC Type	Field ID	Matrix	Date Collected	Initial Wt/Vol	Final Wt/Vol	Cleanup Method	Cleanup DF	Order Number
AK080922-1	MB	XXXXXX	WATER	XXXXXX	100	100	NONE	1	0809138
AK080922-1	LCS	XXXXXX	WATER	XXXXXX	100	100	NONE	1	0809138
0809138-1	DUP	XXXXXX	WATER	XXXXXX	25	100	NONE	1	0809138
0809138-1	SMP	XXXXXX	WATER	XXXXXX	25	100	NONE	1	0809138
0809141-1	SMP	PS-MW02D	WATER	9/17/2008	25	100	NONE	1	0809141

QC Types

CAR	Carrier reference sample	DUP	Laboratory Duplicate
LCS	Laboratory Control Sample	LCSD	Laboratory Control Sample Duplicat
MB	Method Blank	MS	Laboratory Matrix Spike
MSD	Laboratory Matrix Spike Duplicate	REP	Sample replicate
SMP	Field Sample	SYS	Sample Yield Spike

Specific Conductance in Water

Method EPA120.1

Duplicate Sample Results

Lab Name: **Paragon Analytics**
Work Order Number: 0809141
Client Name: URS
ClientProject ID: Prather Phase 1 Investigation

Field ID: PS-MW02D
Lab ID: 0809141-1D

Sample Matrix: WATER
% Moisture: N/A
Date Collected: 09/17/2008
Date Extracted: 09/22/2008
Date Analyzed: 09/22/2008

Prep Batch: SC080922-1
QCBatchID: SC080922-1-1
Run ID: sc080922-1a
Cleanup: NONE
Basis: As Received
File Name:

Sample Aliquot: 45 ml
Final Volume: 45 ml
Result Units: umhos/cm
Clean DF: 1

CASNO	Target Analyte	Sample Result	Samp Qual	Duplicate Result	Dup Qual	Reporting Limit	Dilution Factor	RPD	RPD Limit
10-34-4	SPECIFIC CONDUCTIVITY	533		537		1	1	1	10

Data Package ID: *sc0809141-1*

SPECIFIC CONDUCTIVITY

Method EPA120.1

Calibration Verifications

Lab Name: **Paragon Analytics**
Work Order Number: 0809141
Client Name: URS
ClientProject ID: Prather Phase 1 Investigation

Run ID: sc080922-1a
Result Units: umhos/c

Lab ID	Verification Type	Date Analyzed	Time Analyzed	Spike Added	Result	Reporting Limit	Result Qualifier	% Rec.	Control Limits
ICV	Initial Calibration	9/22/2008		718	706	1	N/A	98	646.2 - 789.7
CCV1	Continuing Calibration	9/22/2008		1410	1400	1	N/A	99	1271.7 - 1554.3

Data Package ID: *sc0809141-1*

Prep Batch ID: SC080922-1

Start Date: 09/22/08
Start Time: 8:00
Prep Analyst: Jason McNall

End Date: 09/22/08
End Time: 11:00

Concentration Method: NONE
Extract Method: NONE
Initial Volume Units: ml
Final Volume Units: ml

Batch Created By: JBM
Date Created: 09/22/08
Time Created: 7:55
Validated By: JBM
Date Validated: 09/22/08
Time Validated: 11:07

Comments:

QC Batch ID: SC080922-1-1

Lab ID	QC Type	Field ID	Matrix	Date Collected	Initial Wt/Vol	Final Wt/Vol	Cleanup Method	Cleanup DF	Order Number
0809141-1	DUP	PS-MW02D	WATER	9/17/2008	45	45	NONE	1	0809141
0809141-1	SMP	PS-MW02D	WATER	9/17/2008	45	45	NONE	1	0809141
0809143-1	SMP	XXXXXX	WATER	XXXXXX	45	45	NONE	1	0809143
0809143-2	SMP	XXXXXX	WATER	XXXXXX	45	45	NONE	1	0809143
0809144-1	SMP	XXXXXX	WATER	XXXXXX	45	45	NONE	1	0809144
0809144-2	SMP	XXXXXX	WATER	XXXXXX	45	45	NONE	1	0809144
0809145-1	SMP	XXXXXX	WATER	XXXXXX	45	45	NONE	1	0809145
0809149-1	SMP	XXXXXX	WATER	XXXXXX	45	45	NONE	1	0809149

QC Types

CAR	Carrier reference sample	DUP	Laboratory Duplicate
LCS	Laboratory Control Sample	LCSD	Laboratory Control Sample Duplicat
MB	Method Blank	MS	Laboratory Matrix Spike
MSD	Laboratory Matrix Spike Duplicate	REP	Sample replicate
SMP	Field Sample	SYS	Sample Yield Spike

Sulfide

Method EPA376.1

Method Blank

Lab Name: **Paragon Analytics**
Work Order Number: 0809141
Client Name: URS
ClientProject ID: Prather Phase 1 Investigation

Lab ID: S080923-1MB

Sample Matrix: WATER
% Moisture: N/A
Date Collected: N/A
Date Extracted: 23-Sep-08
Date Analyzed: 23-Sep-08
Prep Method: NONE

Prep Batch: S080923-1
QCBatchID: S080923-1-1
Run ID: s080923-1a
Cleanup: NONE
Basis: N/A
File Name:

Sample Aliquot: 200 ml
Final Volume: 200 ml
Result Units: MG/L
Clean DF: 1

CASNO	Target Analyte	DF	Result	Reporting Limit	Result Qualifier	EPA Qualifier
18496-25-8	SULFIDE	1	2	2	U	

Data Package ID: *s0809141-1*

Sulfide

Method EPA376.1

Laboratory Control Sample

Lab Name: **Paragon Analytics**
Work Order Number: 0809141
Client Name: URS
ClientProject ID: Prather Phase 1 Investigation

Lab ID: S080923-1LCS

Sample Matrix: WATER
% Moisture: N/A
Date Collected: N/A
Date Extracted: 09/23/2008
Date Analyzed: 09/23/2008
Prep Method: NONE

Prep Batch: S080923-1
QCBatchID: S080923-1-1
Run ID: s080923-1a
Cleanup: NONE
Basis: N/A
File Name:

Sample Aliquot: 200 ml
Final Volume: 200 ml
Result Units: MG/L
Clean DF: 1

CASNO	Target Analyte	Spike Added	LCS Result	Reporting Limit	Result Qualifier	LCS % Rec.	Control Limits
18496-25-8	SULFIDE	12.9	13.2	2		103	80 - 120%

Data Package ID: *s0809141-1*

Sulfide

Method EPA376.1
Calibration Verifications

Lab Name: **Paragon Analytics**
Work Order Number: 0809141
Client Name: URS
ClientProject ID: Prather Phase 1 Investigation

Lab ID: ICV
QC Type: Initial Calibration

File Name:

Run ID: s080923-1a
Date Analyzed: 09/23/2008
Time Analyzed:
Result Units: mg/l

CASNO	Target Analyte	Spike Added	Result	Reporting Limit	Result Qualifier	% Rec.	Control Limits
18496-25-8	SULFIDE	12.9	13.1	2		102	80 - 120%

Data Package ID: *s0809141-1*

Sulfide

Method EPA376.1
Calibration Blanks

Lab Name: **Paragon Analytics**
Work Order Number: 0809141
Client Name: URS
ClientProject ID: Prather Phase 1 Investigation

Lab ID: ICB
QC Type: Initial Calibration

Run ID: s080923-1a
Date Analyzed: 09/23/2008
Time Analyzed:
Result Units: mg/l

CASNO	Target Analyte	Result	Reporting Limit	Result Qualifier
18496-25-8	SULFIDE	2	2	U

Data Package ID: *s0809141-1*

Prep Batch ID: S080923-1

Start Date: 09/23/08
Start Time: 11:30
Prep Analyst: Jason McNall

End Date: 09/23/08
End Time: 13:00

Concentration Method: NONE
Extract Method: NONE
Initial Volume Units: ml
Final Volume Units: ml

Batch Created By: JBM
Date Created: 09/23/08
Time Created: 11:05
Validated By: JBM
Date Validated: 09/24/08
Time Validated: 6:18

Comments:

QC Batch ID: S080923-1-1

Lab ID	QC Type	Field ID	Matrix	Date Collected	Initial Wt/Vol	Final Wt/Vol	Cleanup Method	Cleanup DF	Order Number
S080923-1	MB	XXXXXX	WATER	XXXXXX	200	200	NONE	1	0809165
S080923-1	LCS	XXXXXX	WATER	XXXXXX	200	200	NONE	1	0809165
S080923-1	LCSD	XXXXXX	WATER	XXXXXX	200	200	NONE	1	0809165
0809165-1	DUP	XXXXXX	WATER	XXXXXX	200	200	NONE	1	0809165
0809138-1	SMP	XXXXXX	WATER	XXXXXX	200	200	NONE	1	0809138
0809141-1	SMP	PS-MW02D	WATER	9/17/2008	200	200	NONE	1	0809141
0809165-1	SMP	XXXXXX	WATER	XXXXXX	200	200	NONE	1	0809165
0809165-3	SMP	XXXXXX	WATER	XXXXXX	200	200	NONE	1	0809165

QC Types

CAR	Carrier reference sample	DUP	Laboratory Duplicate
LCS	Laboratory Control Sample	LCSD	Laboratory Control Sample Duplicat
MB	Method Blank	MS	Laboratory Matrix Spike
MSD	Laboratory Matrix Spike Duplicate	REP	Sample replicate
SMP	Field Sample	SYS	Sample Yield Spike

Total Dissolved Solids

Method EPA160.1

Method Blank

Lab Name: **Paragon Analytics**
Work Order Number: 0809141
Client Name: URS
ClientProject ID: Prather Phase 1 Investigation

Lab ID: TD080919-1MB

Sample Matrix: WATER
% Moisture: N/A
Date Collected: N/A
Date Extracted: 19-Sep-08
Date Analyzed: 22-Sep-08
Prep Method: NONE

Prep Batch: TD080919-1
QCBatchID: TD080919-1-1
Run ID: td080922-1a
Cleanup: NONE
Basis: N/A
File Name: Manual Entry

Sample Aliquot: 100 ml
Final Volume: 100 ml
Result Units: MG/L
Clean DF: 1

CASNO	Target Analyte	DF	Result	Reporting Limit	Result Qualifier	EPA Qualifier
10-33-3	TOTAL DISSOLVED SOLIDS	1	20	20	U	

Data Package ID: *td0809141-1*

Total Dissolved Solids

Method EPA160.1

Laboratory Control Sample

Lab Name: **Paragon Analytics**
Work Order Number: 0809141
Client Name: URS
ClientProject ID: Prather Phase 1 Investigation

Lab ID: TD080919-1LCS

Sample Matrix: WATER
% Moisture: N/A
Date Collected: N/A
Date Extracted: 09/19/2008
Date Analyzed: 09/22/2008
Prep Method: NONE

Prep Batch: TD080919-1
QCBatchID: TD080919-1-1
Run ID: td080922-1a
Cleanup: NONE
Basis: N/A
File Name: Manual Entry

Sample Aliquot: 100 ml
Final Volume: 100 ml
Result Units: MG/L
Clean DF: 1

CASNO	Target Analyte	Spike Added	LCS Result	Reporting Limit	Result Qualifier	LCS % Rec.	Control Limits
10-33-3	TOTAL DISSOLVED SOLIDS	400	408	20		102	85 - 115%

Data Package ID: *td0809141-1*

Prep Batch ID: TD080919-1

Start Date: 09/19/08
Start Time: 12:45
Prep Analyst: Jason McNall

End Date: 09/19/08
End Time: 13:45

Concentration Method: NONE
Extract Method: NONE
Initial Volume Units: ml
Final Volume Units: ml

Batch Created By: JBM
Date Created: 09/19/08
Time Created: 13:41
Validated By: JBM
Date Validated: 09/22/08
Time Validated: 6:11

Comments:

QC Batch ID: TD080919-1-1

Lab ID	QC Type	Field ID	Matrix	Date Collected	Initial Wt/Vol	Final Wt/Vol	Cleanup Method	Cleanup DF	Order Number
TD080919-1	MB	XXXXXX	WATER	XXXXXX	100	100	NONE	1	0809147
TD080919-1	LCS	XXXXXX	WATER	XXXXXX	100	100	NONE	1	0809147
0809147-1	DUP	XXXXXX	WATER	XXXXXX	1	100	NONE	1	0809147
0809105-1	SMP	XXXXXX	WATER	XXXXXX	100	100	NONE	1	0809105
0809129-1	SMP	XXXXXX	WATER	XXXXXX	1.7	100	NONE	1	0809129
0809129-2	SMP	XXXXXX	WATER	XXXXXX	5	100	NONE	1	0809129
0809129-3	SMP	XXXXXX	WATER	XXXXXX	3.65	100	NONE	1	0809129
0809141-1	SMP	PS-MW02D	WATER	9/17/2008	100	100	NONE	1	0809141
0809143-1	SMP	XXXXXX	WATER	XXXXXX	25	100	NONE	1	0809143
0809143-2	SMP	XXXXXX	WATER	XXXXXX	25	100	NONE	1	0809143
0809144-1	SMP	XXXXXX	WATER	XXXXXX	50	100	NONE	1	0809144
0809144-2	SMP	XXXXXX	WATER	XXXXXX	25	100	NONE	1	0809144
0809145-1	SMP	XXXXXX	WATER	XXXXXX	50	100	NONE	1	0809145
0809147-1	SMP	XXXXXX	WATER	XXXXXX	1	100	NONE	1	0809147
0809147-2	SMP	XXXXXX	WATER	XXXXXX	1	100	NONE	1	0809147
0809147-3	SMP	XXXXXX	WATER	XXXXXX	1	100	NONE	1	0809147
0809147-5	SMP	XXXXXX	WATER	XXXXXX	1	100	NONE	1	0809147
0809147-6	SMP	XXXXXX	WATER	XXXXXX	1	100	NONE	1	0809147

QC Types

CAR	Carrier reference sample		DUP	Laboratory Duplicate
LCS	Laboratory Control Sample		LCSD	Laboratory Control Sample Duplicat
MB	Method Blank		MS	Laboratory Matrix Spike
MSD	Laboratory Matrix Spike Duplicate		REP	Sample replicate
SMP	Field Sample		SYS	Sample Yield Spike

Ion Chromatography

Method EPA300.0 Revision 2.1

Method Blank

Lab Name: **Paragon Analytics**
Work Order Number: 0809141
Client Name: URS
ClientProject ID: Prather Phase 1 Investigation

Lab ID: IC080919-1MB

Sample Matrix: WATER
% Moisture: N/A
Date Collected: N/A
Date Extracted: 19-Sep-08
Date Analyzed: 19-Sep-08

Prep Batch: IC080919-1
QCBatchID: IC080919-1-1
Run ID: ic080919-2a
Cleanup: NONE
Basis: N/A
File Name: 80919_011.DXD

Sample Aliquot: 5 ml
Final Volume: 5 ml
Result Units: MG/L
Clean DF: 1

CASNO	Target Analyte	DF	Result	Reporting Limit	MDL	Result Qualifier	EPA Qualifier
16984-48-8	FLUORIDE	1	0.1	0.1	0.033	U	
16887-00-6	CHLORIDE	1	0.2	0.2	0.05	U	
14797-65-0	NITRITE AS N	1	0.1	0.1	0.033	U	
24959-67-9	BROMIDE	1	0.2	0.2	0.078	U	
14797-55-8	NITRATE AS N	1	0.2	0.2	0.05	U	
14808-79-8	SULFATE	1	0.37	1	0.33	J	

Data Package ID: *ic0809141-1*

Ion Chromatography

Method EPA300.0 Revision 2.1

Laboratory Control Sample

Lab Name: **Paragon Analytics**
Work Order Number: 0809141
Client Name: URS
ClientProject ID: Prather Phase 1 Investigation

Lab ID: IC080919-1LCS

Sample Matrix: WATER
% Moisture: N/A
Date Collected: N/A
Date Extracted: 09/19/2008
Date Analyzed: 09/19/2008
Prep Method: NONE

Prep Batch: IC080919-1
QCBatchID: IC080919-1-1
Run ID: ic080919-2a
Cleanup: NONE
Basis: N/A
File Name: 80919_012.DXD

Sample Aliquot: 5 ml
Final Volume: 5 ml
Result Units: MG/L
Clean DF: 1

CASNO	Target Analyte	Spike Added	LCS Result	Reporting Limit	Result Qualifier	LCS % Rec.	Control Limits
16984-48-8	FLUORIDE	2.5	2.41	0.1		96	90 - 110%
16887-00-6	CHLORIDE	5	5.17	0.2		103	90 - 110%
14797-65-0	NITRITE AS N	2	1.96	0.1		98	90 - 110%
24959-67-9	BROMIDE	5	5.06	0.2		101	90 - 110%
14797-55-8	NITRATE AS N	5	4.85	0.2		97	90 - 110%
14808-79-8	SULFATE	25	25.4	1		101	90 - 110%

Data Package ID: *ic0809141-1*

Ion Chromatography

Method EPA300.0

Calibration Verifications

Lab Name: **Paragon Analytics**
Work Order Number: 0809141
Client Name: URS
ClientProject ID: Prather Phase 1 Investigation

Lab ID: ICV
QC Type: Initial Calibration
File Name: 80818_007.DXD

Run ID: ic080919-2a
Date Analyzed: 08/18/2008
Time Analyzed: 11:31
Result Units: MG/L

CASNO	Target Analyte	Spike Added	Result	Reporting Limit	Result Qualifier	% Rec.	Control Limits
16984-48-8	FLUORIDE	2.5	2.56	0.1		102	90 - 110%
16887-00-6	CHLORIDE	5	5.07	0.2		101	90 - 110%
14797-65-0	NITRITE AS N	2	2.02	0.1		101	90 - 110%
24959-67-9	BROMIDE	5	4.96	0.2		99	90 - 110%
14797-55-8	NITRATE AS N	5	4.95	0.2		99	90 - 110%
14808-79-8	SULFATE	25	25.5	1		102	90 - 110%

Data Package ID: *ic0809141-1*

Ion Chromatography

Method EPA300.0

Calibration Verifications

Lab Name: **Paragon Analytics**
Work Order Number: 0809141
Client Name: URS
ClientProject ID: Prather Phase 1 Investigation

Lab ID: CCV1
QC Type: Continuing Calibration
File Name: 80919_009.DXD

Run ID: ic080919-2a
Date Analyzed: 09/19/2008
Time Analyzed: 14:49
Result Units: MG/L

CASNO	Target Analyte	Spike Added	Result	Reporting Limit	Result Qualifier	% Rec.	Control Limits
16984-48-8	FLUORIDE	5	4.95	0.1		99	90 - 110%
16887-00-6	CHLORIDE	10	10	0.2		100	90 - 110%
14797-65-0	NITRITE AS N	5	5.01	0.1		100	90 - 110%
24959-67-9	BROMIDE	10	10.1	0.2		101	90 - 110%
14797-55-8	NITRATE AS N	10	10	0.2		100	90 - 110%
14808-79-8	SULFATE	50	51.1	1		102	90 - 110%

Data Package ID: *ic0809141-1*

Ion Chromatography

Method EPA300.0

Calibration Verifications

Lab Name: **Paragon Analytics**
Work Order Number: 0809141
Client Name: URS
ClientProject ID: Prather Phase 1 Investigation

Lab ID: CCV2
QC Type: Continuing Calibration
File Name: 80919_021.DXD

Run ID: ic080919-2a
Date Analyzed: 09/19/2008
Time Analyzed: 17:26
Result Units: MG/L

CASNO	Target Analyte	Spike Added	Result	Reporting Limit	Result Qualifier	% Rec.	Control Limits
16984-48-8	FLUORIDE	5	4.87	0.1		97	90 - 110%
16887-00-6	CHLORIDE	10	9.84	0.2		98	90 - 110%
14797-65-0	NITRITE AS N	5	4.92	0.1		98	90 - 110%
24959-67-9	BROMIDE	10	9.64	0.2		96	90 - 110%
14797-55-8	NITRATE AS N	10	9.94	0.2		99	90 - 110%
14808-79-8	SULFATE	50	50.6	1		101	90 - 110%

Data Package ID: *ic0809141-1*

Ion Chromatography

Method EPA300.0

Calibration Blanks

Lab Name: **Paragon Analytics**
Work Order Number: 0809141
Client Name: URS
ClientProject ID: Prather Phase 1 Investigation

Lab ID: ICB
QC Type: Initial Calibration

Run ID: ic080919-2a
Date Analyzed: 08/18/2008
Time Analyzed: 11:44:35 AM
Result Units: MG/L

CASNO	Target Analyte	Result	Reporting Limit	Result Qualifier
16984-48-8	FLUORIDE	0.1	0.1	U
16887-00-6	CHLORIDE	0.2	0.2	U
14797-65-0	NITRITE AS N	0.1	0.1	U
24959-67-9	BROMIDE	0.2	0.2	U
14797-55-8	NITRATE AS N	0.2	0.2	U
14808-79-8	SULFATE	0.373	1	J

Data Package ID: *ic0809141-1*

Ion Chromatography

Method EPA300.0
Calibration Blanks

Lab Name: **Paragon Analytics**
Work Order Number: 0809141
Client Name: URS
ClientProject ID: Prather Phase 1 Investigation

Lab ID: CCB1
QC Type: Continuing Calibration

Run ID: ic080919-2a
Date Analyzed: 09/19/2008
Time Analyzed: 3:02:14 PM
Result Units: MG/L

CASNO	Target Analyte	Result	Reporting Limit	Result Qualifier
16984-48-8	FLUORIDE	0.1	0.1	U
16887-00-6	CHLORIDE	0.163	0.2	J
14797-65-0	NITRITE AS N	0.1	0.1	U
24959-67-9	BROMIDE	0.2	0.2	U
14797-55-8	NITRATE AS N	0.2	0.2	U
14808-79-8	SULFATE	1	1	U

Data Package ID: *ic0809141-1*

Ion Chromatography

Method EPA300.0
Calibration Blanks

Lab Name: **Paragon Analytics**
Work Order Number: 0809141
Client Name: URS
ClientProject ID: Prather Phase 1 Investigation

Lab ID: CCB2
QC Type: Continuing Calibration

Run ID: ic080919-2a
Date Analyzed: 09/19/2008
Time Analyzed: 5:39:41 PM
Result Units: MG/L

CASNO	Target Analyte	Result	Reporting Limit	Result Qualifier
16984-48-8	FLUORIDE	0.1	0.1	U
16887-00-6	CHLORIDE	0.2	0.2	U
14797-65-0	NITRITE AS N	0.1	0.1	U
24959-67-9	BROMIDE	0.2	0.2	U
14797-55-8	NITRATE AS N	0.2	0.2	U
14808-79-8	SULFATE	0.421	1	J

Data Package ID: *ic0809141-1*

Prep Batch ID: IC080919-1

Start Date: 09/19/08
Start Time: 11:00
Prep Analyst: Eric Allen Lintner

End Date: 09/19/08
End Time: 12:00

Concentration Method: NONE
Extract Method: NONE
Initial Volume Units: ml
Final Volume Units: ml

Batch Created By: EAL
Date Created: 09/19/08
Time Created: 11:37
Validated By: EAL
Date Validated: 09/22/08
Time Validated: 9:15

Comments:

QC Batch ID: IC080919-1-1

Lab ID	QC Type	Field ID	Matrix	Date Collected	Initial Wt/Vol	Final Wt/Vol	Cleanup Method	Cleanup DF	Order Number
IC080919-1	MB	XXXXXX	WATER	XXXXXX	5	5	NONE	1	0809147
IC080919-1	LCS	XXXXXX	WATER	XXXXXX	5	5	NONE	1	0809147
0809147-1	MS	XXXXXX	WATER	XXXXXX	5	5	NONE	1	0809147
0809147-1	MSD	XXXXXX	WATER	XXXXXX	5	5	NONE	1	0809147
0809125-1	SMP	XXXXXX	WATER	XXXXXX	5	5	NONE	1	0809125
0809138-1	SMP	XXXXXX	WATER	XXXXXX	5	5	NONE	1	0809138
0809141-1	SMP	PS-MW02D	WATER	9/17/2008	5	5	NONE	1	0809141
0809144-1	SMP	XXXXXX	WATER	XXXXXX	5	5	NONE	1	0809144
0809144-2	SMP	XXXXXX	WATER	XXXXXX	5	5	NONE	1	0809144
0809145-1	SMP	XXXXXX	WATER	XXXXXX	5	5	NONE	1	0809145
0809147-1	SMP	XXXXXX	WATER	XXXXXX	5	5	NONE	1	0809147
0809147-2	SMP	XXXXXX	WATER	XXXXXX	5	5	NONE	1	0809147
0809147-3	SMP	XXXXXX	WATER	XXXXXX	5	5	NONE	1	0809147
0809147-5	SMP	XXXXXX	WATER	XXXXXX	5	5	NONE	1	0809147
0809147-6	SMP	XXXXXX	WATER	XXXXXX	5	5	NONE	1	0809147

QC Types

CAR	Carrier reference sample	DUP	Laboratory Duplicate
LCS	Laboratory Control Sample	LCSD	Laboratory Control Sample Duplicat
MB	Method Blank	MS	Laboratory Matrix Spike
MSD	Laboratory Matrix Spike Duplicate	REP	Sample replicate
SMP	Field Sample	SYS	Sample Yield Spike

Supporting Raw Data

Alkalinity Raw Data Worksheet

Anal Run ID **AK080922-1A**

Anal Start Date **9/22/2008**

0830-1000
JBM
9/22/08

Standardization Ref ID **AlkalinityCAL080922-1**

Run Cr 9/22/08

Standardization Of Alkalinity

Rep Num	THAM Conc	Aliq Titrated (mL)	vol to pH 4.5(mL)	HCl Conc(N)	Conc Units
1	0.2	1	10.27	0.0194742	N
2	0.2	1	10.22	0.0195695	N
3	0.2	1	10.25	0.0195122	N

Avg HCl Conc
0.01951862

Num	Don't Use	ReRun Num	Lab ID	QC Type	Anal Dil	Aliq Titrated (mL)	vol to pH 8.3(mL)	vol to pH 4.5(mL)	total vol(mL)	HCO3 (mg/L as CaCO3)	CO3 (mg/L as CaCO3)	OH (mg/L as CaCO3)	Total Alk (mg/L as CaCO3)	Expected	%Rec
1	☐	0	ICV	ICV	1	100	4.73	5.4	10.13	6.538738	92.32307	0	98.86181		
2	☐	0	ICB	ICB	1	100	0	0.23	0.23	2.244641	0	0	2.244641		
3	☐	0	AK080922-1	MB	1	100	0	0.25	0.25	2.439827	0	0	2.439827		
4	☐	0	AK080922-1	LCS	1	100	4.98	5.37	10.35	3.806134	97.20273	0	101.0089		
5	☐	0	0809138-1	SMP	1	25	0	6.53	6.53	254.9132	0	0	254.9132		
6	☐	0	0809138-1	DUP	1	25	0	6.63	6.63	258.8169	0	0	258.8169		
7	☐	0	0809141-1	SMP	1	25	0	6.2	6.2	242.0309	0	0	242.0309		
8	☐	0	0809143-1	SMP	1	10	0	13.04	13.04	1272.614	0	0	1272.614		
9	☐	0	0809143-2	SMP	1	5	0	5.12	5.12	999.3533	0	0	999.3533		
10	☐	0	0809144-1	SMP	1	5	0	7.61	7.61	1485.367	0	0	1485.367		
11	☐	0	0809144-2	SMP	1	10	0	12.8	12.8	1249.192	0	0	1249.192		
12	☐	0	0809145-1	SMP	1	5	0	6.25	6.25	1219.914	0	0	1219.914		
13	☐	0	0809147-1	SMP	1	5	0	3.09	3.09	603.1253	0	0	603.1253		
14	☐	0	0809147-2	SMP	1	5	0	3.2	3.2	624.5958	0	0	624.5958		
15	☐	0	0809147-3	SMP	1	5	0	4.36	4.36	851.0118	0	0	851.0118		
16	☐	0	0809147-5	SMP	1	5	0	11.81	11.81	2305.149	0	0	2305.149		
17	☐	0	0809147-6	SMP	1	5	0	11.49	11.49	2242.689	0	0	2242.689		

Comments:

Standards, Batch QC, and Matrix Spike Information

ID	Parent ID	Parent Conc	Parent Vol.	Final Vol.
ICV	ST071128-4	10000	1	100
CCV	ST071128-4	10000	1	100

Reagent List:

0.020 N HCl Titrant	**RG080912-2**
Phenolphthalein Indicator	**RG080908-1**
Bromocresol Green Indicator	**RG080805-1**
0.20 N Std. THAM	**ST071128-3**
0.20 N NaCO3 (ICV, LCS, CCV's - 1.0 mL)	**ST071128-4**

JBM
9/22/08

Specific Conductivity Calculations & Quality Control Results

Prep & Analysis Date: 9/22/2008
Prep & Analysis Time: 0800-1100
Analyst: JBM

JBM 9/22/08

9/22/08

ID	sample vol (mL)	Temp. °C	Conductivity Reading (umhos/cm)	% Recovery	recovery limit
Calibration Standard (*)	NA	26.4	1413		
ICV-2nd Source (**)	NA	26.4	706	98	646.2 - 789.8
0809141-1	45	26.4	533		
0809141-1DUP	45	26.4	537		
0809143-1	45	26.4	4450		
0809143-2	45	26.4	4510		
0809144-1	45	26.4	2520		
0809144-2	45	26.4	3390		
0809145-1	45	26.4	2220		
~~0809149-1~~ 0809149-1	45	26.4	1150		
CCV-1 (*)	NA	26.4	1400	99	1271.7 - 1554.3

JBM 9/22/08

DUPLICATE SUMMARY

ID	native Spec. Cond. Value	duplic Spec. Cond. Value	RPD %	RPD accept. limit
0809141-1	533	537	1	0-10%

Specific Conductivity - EPA Method 120.1/9050A/SM2510B - SOP 1128 Rev5

Instrument : Fisher Scientific Conductivity/pH/mV meter model accumet 50 (SN C0000643)
Electrode : YSI Incorporated. Model 3440 (Cell K = 10/cm) OR
VWR Digital Conductivity Meter w/ electrode NIST (SN A22036)

Reagent List: 0.010 M KCl Solution [1413umhos/cm] (*):
ST080502-1

JBM 9/22/08

0.005 M KCl Solution [718umhos/cm] (**):
ST080502-2

JBM 9/22/08

0922SC

Sulfide in Water Calculations

Prep and Analysis Date: 9/23/2008
Prep and Analysis Time: 1130-1300
Analyst: JBM

JBM 9/23/08

F = sulfide (mg/L) = (B*C-D*E)*16*1000/A
G = DL = 2*200/A

Rev 9/24/08

sample ID:	A sample aliquot titrated mL	B conc std I2 meq/mL	C vol std I2 mL	D thiosulf conc (meq/mL)	E thiosulf vol (mL)	F sulfide conc mg/L	G Detection Limit mg/L
ICV	200	0.0267	10.08	0.02401	4.36	13.12	2
ICB	200	0.0267	2.85	0.02401	3.14	0.05	2
S080923-1MB	200	0.0267	3.00	0.02401	3.29	0.08	2
S080923-1LCS	200	0.0267	9.43	0.02401	3.58	13.24	2
S080923-1LCSD	200	0.0267	9.72	0.02401	3.98	13.09	2
0809165-1	200	0.0267	2.78	0.02401	3.04	0.09	2
0809165-1DUP	200	0.0267	2.89	0.02401	3.23	-0.04	2
0809141-1	200	0.0267	3.08	0.02401	3.44	-0.04	2
0809138-1	200	0.0267	2.85	0.02401	3.12	0.09	2
0809165-3	200	0.0267	3.19	0.02401	3.64	-0.19	2

Concentration of Sodium Thiosulfate = 0.02401

Standardization of iodine solution:

iodine vol titrated (mL)	thiosulf vol (mL)	thiosulf conc (meq/mL)	calc iodine conc (meq/mL)
2.76	3.02	0.02401	0.0263
2.74	3.07	0.02401	0.0269
2.92	3.26	0.02401	0.0268
		mean =	0.0267

Reagent List:

Sulfide Spike Solution:
ST080430-1
6 N HCl:
RG080911-2
Sodium Thiosulfate Solution:
RG080321-2
Iodine (I2) Solution:
RG080923-1
Starch Indicator:
RG080910-1

JBM 9/23/08

Standardization of sulfide spike

S std vol titrated (mL)	iodine vol titrated (mL)	iodine conc (meq/mL)	thiosulf vol (mL)	calc S std conc (meq/mL)	std conc (mg/L)
0.50	9.92	0.0267	4.33	0.3210	5136
0.50	10.76	0.0267	5.29	0.3197	5115
0.50	10.09	0.0267	4.44	0.3248	5197
				mean =	5149

Sulfide Quality Control Results

Prep and Analysis Date: 9/23/2008

BLANK SUMMARY

	blank S conc (mg/L)	blank reporting limit (mg/L)
S080923-1MB	0.0	2.0

LCS (BLANK SPIKE) SUMMARY

	vol spike S std added (mL)	spike added S conc (mg/L)	S conc found (mg/L)	recovery %	recovery accept limit
ICV	0.50	12.873	13.124	102	80-120 %
S080923-1LCS	0.50	12.873	13.236	103	80-120 %
S080923-1LCSD	0.50	12.873	13.086	102	80-120 %

DUPLICATE SUMMARY

	sample conc (mg/L)	duplic conc (mg/L)	RPD %	RPD accept. limit
0809165-1	ND	ND	NA	0-20%

ND = Not Detected
NA = Not Applicable

JBM 9/23/08

Sulfide Method 376.1 / SOP 1120

0923S

TDS Raw Data Worksheet

Anal Run ID **TD080922-1A**

Anal Start Date **9/22/2008**

9/19/08
Prep 1245 - 1345

Analyze 0700 - 1145
JBM 9/22/08

Rev. 9/22/08

Num	Don't Use	ReRun Num	Lab ID	QC Type	Samp Vol (ml)	Empty Beaker (g)	A - Beaker + Residue gross (g)	A - Net mass (mg)	B - Beaker + Residue gross (g)	B - Net mass (mg)	gross A vs gross B (+/- 0.5mg)	% mass loss (<= 4%)	calculated conc (mg/L)	DL (mg/L)
1	☐	0	TD080919-1	MB	100	75.8872	75.8886	1.4	75.8885	1.3	0.1	NA	13	20
2	☐	0	TD080919-1	LCS	100	65.8798	65.9216	41.8	65.9206	40.8	1	2.42%	408	20
3	☐	0	0809105-1	SMP	100	78.0138	78.0779	64.1	78.0759	62.1	2	3.17%	621	20
4	☐	0	0809129-1	SMP	1.7	21.2324	21.2492	16.8	21.2486	16.2	0.6	3.64%	9529.41176	1176.471
5	☐	0	0809129-2	SMP	5	21.1144	21.1952	80.8	21.1928	78.4	2.4	3.02%	15680	400
6	☐	0	0809129-3	SMP	3.65	21.4354	21.4865	51.1	21.4851	49.7	1.4	2.78%	13616.4384	547.9452
7	☐	0	0809141-1	SMP	100	65.8729	65.9111	38.2	65.9108	37.9	0.3	0.79%	379	20
8	☐	0	0809143-1	SMP	25	44.8883	44.9569	68.6	44.9556	67.3	1.3	1.91%	2692	80
9	☐	0	0809143-2	SMP	25	43.7975	43.8658	68.3	43.8646	67.1	1.2	1.77%	2684	80
10	☐	0	0809144-1	SMP	50	73.367	73.4502	83.2	73.4483	81.3	1.9	2.31%	1626	40
11	☐	0	0809144-2	SMP	25	44.5928	44.6469	54.1	44.6458	53	1.1	2.05%	2120	80
12	☐	0	0809145-1	SMP	50	82.2136	82.2853	71.7	82.2828	69.2	2.5	3.55%	1384	40
13	☐	0	0809147-1	SMP	1	21.2975	21.3173	19.8	21.3167	19.2	0.6	3.08%	19200	2000
14	☐	0	0809147-1	DUP	1	21.7665	21.7862	19.7	21.7861	19.6	0.1	0.51%	19600	2000
15	☐	0	0809147-2	SMP	1	21.4284	21.4477	19.3	21.4476	19.2	0.1	0.52%	19200	2000
16	☐	0	0809147-3	SMP	1	21.7719	21.7932	21.3	21.7934	21.5	0.2	0.93%	21500	2000
17	☐	0	0809147-5	SMP	1	21.6279	21.6515	23.6	21.6512	23.3	0.3	1.28%	23300	2000
18	☐	0	0809147-6	SMP	1	21.1579	21.1815	23.6	21.1813	23.4	0.2	0.85%	23400	2000

Comments: 0809129-(1 & 3) LIMITED SAMPLE VOLUME USED WHAT WAS AVAILABLE

Standards, Batch QC, and Matrix Spike Information

ID	Parent ID	Parent Conc	Parent Vol.	Final Vol.
LCS	ST080414-1	40000	1	100

Reagent List:

TDS Spike Solution: 40.0 mg NaCl/mL **ST080414-1**

JBM
9/22/08

Schedule File: C:\PeakNet\schedule\080818.sch

Line	Sample	Sample Type	Method	Data File	Comment
1	5X STD	Calibration	080818.met	c:\peaknet\data\080818\080818_001.dxd	
2	10X STD	Calibration	080818.met	c:\peaknet\data\080818\080818_002.dxd	
3	25X STD	Calibration	080818.met	c:\peaknet\data\080818\080818_003.dxd	
4	100X STD	Calibration	080818.met	c:\peaknet\data\080818\080818_004.dxd	
5	1000X STD	Calibration	080818.met	c:\peaknet\data\080818\080818_005.dxd	
6	0 STD	Calibration	080818.met	c:\peaknet\data\080818\080818_006.dxd	
7	ICV	Sample	080818.met	c:\peaknet\data\080818\080818_007.dxd	ICV
8	ICB	Sample	080818.met	c:\peaknet\data\080818\080818_008.dxd	ICB
9	0808044-1 20X	Sample	080818.met	c:\peaknet\data\080818\080818_009.dxd	CL,SO4-9056
10	0808044-2 200X	Sample	080818.met	c:\peaknet\data\080818\080818_010.dxd	CL,SO4-9056
11	0808044-3 10X	Sample	080818.met	c:\peaknet\data\080818\080818_011.dxd	CL,SO4-9056
12	0808044-4 50X	Sample	080818.met	c:\peaknet\data\080818\080818_012.dxd	CL,SO4-9056
13	0808044-5 100X	Sample	080818.met	c:\peaknet\data\080818\080818_013.dxd	CL,SO4-9056
14	0808044-6 100X	Sample	080818.met	c:\peaknet\data\080818\080818_014.dxd	CL,SO4-9056
15	0808044-7 100X	Sample	080818.met	c:\peaknet\data\080818\080818_015.dxd	CL,SO4-9056
16	0808044-8 100X	Sample	080818.met	c:\peaknet\data\080818\080818_016.dxd	CL,SO4-9056
17	0808044-9 5000X	Sample	080818.met	c:\peaknet\data\080818\080818_017.dxd	CL-9056
18	0808044-10 50X	Sample	080818.met	c:\peaknet\data\080818\080818_018.dxd	CL,SO4-9056
19	CCV	Sample	080818.met	c:\peaknet\data\080818\080818_019.dxd	CCV
20	CCB	Sample	080818.met	c:\peaknet\data\080818\080818_020.dxd	CCB
21	0808044-11 200X	Sample	080818.met	c:\peaknet\data\080818\080818_021.dxd	CL,SO4-9056
22	0808044-12 200X	Sample	080818.met	c:\peaknet\data\080818\080818_022.dxd	CL,SO4-9056
23	0808044-13 200X	Sample	080818.met	c:\peaknet\data\080818\080818_023.dxd	CL,SO4-9056
24	0808044-14 10X	Sample	080818.met	c:\peaknet\data\080818\080818_024.dxd	~~CL,SO4-9056~~
25	0808044-15 50X	Sample	080818.met	c:\peaknet\data\080818\080818_025.dxd	CL,SO4-9056
26	0808044-16 50X	Sample	080818.met	c:\peaknet\data\080818\080818_026.dxd	CL,SO4-9056
27	0808044-17 50X	Sample	080818.met	c:\peaknet\data\080818\080818_027.dxd	CL,SO4-9056
28	0808044-18 200X	Sample	080818.met	c:\peaknet\data\080818\080818_028.dxd	CL,SO4-9056
29	0808044-19 100X	Sample	080818.met	c:\peaknet\data\080818\080818_029.dxd	CL,SO4-9056
30	0808044-20 500X	Sample	080818.met	c:\peaknet\data\080818\080818_030.dxd	CL,SO4-9056
31	CCV	Sample	080818.met	c:\peaknet\data\080818\080818_031.dxd	CCV
32	CCB	Sample	080818.met	c:\peaknet\data\080818\080818_032.dxd	CCB
33	0808044-21 500X	Sample	080818.met	c:\peaknet\data\080818\080818_033.dxd	CL,SO4-9056
34	0808044-22 200X	Sample	080818.met	c:\peaknet\data\080818\080818_034.dxd	CL,SO4-9056
35	0808044-23 200X	Sample	080818.met	c:\peaknet\data\080818\080818_035.dxd	CL,SO4-9056
36	0808044-24 200X	Sample	080818.met	c:\peaknet\data\080818\080818_036.dxd	CL,SO4-9056
37	0808044-25 100X	Sample	080818.met	c:\peaknet\data\080818\080818_037.dxd	CL,SO4-9056
38	0808044-26 500X	Sample	080818.met	c:\peaknet\data\080818\080818_038.dxd	CL,SO4-9056
39	0808044-27 5000X	Sample	080818.met	c:\peaknet\data\080818\080818_039.dxd	CL-9056
40	0808044-28 50X	Sample	080818.met	c:\peaknet\data\080818\080818_040.dxd	CL,SO4-9056
41	0808044-29 50X	Sample	080818.met	c:\peaknet\data\080818\080818_041.dxd	CL,SO4-9056
42	0808044-30 100X	Sample	080818.met	c:\peaknet\data\080818\080818_042.dxd	CL,SO4-9056
43	CCV	Sample	080818.met	c:\peaknet\data\080818\080818_043.dxd	CCV
44	CCB	Sample	080818.met	c:\peaknet\data\080818\080818_044.dxd	CCB
45	0808044-31 200X	Sample	080818.met	c:\peaknet\data\080818\080818_045.dxd	CL,SO4-9056
46	0808044-3 200X	Sample	080818.met	c:\peaknet\data\080818\080818_046.dxd	CL,SO4-9056
47	0808044-33 500X	Sample	080818.met	c:\peaknet\data\080818\080818_047.dxd	CL,SO4-9056
48	0808044-34 1000X	Sample	080818.met	c:\peaknet\data\080818\080818_048.dxd	CL,SO4-9056
49	0808044-35 20X	Sample	080818.met	c:\peaknet\data\080818\080818_049.dxd	CL,SO4-9056
50	0808044-36 200X	Sample	080818.met	c:\peaknet\data\080818\080818_050.dxd	CL,SO4-9056
51	0808114-6 50X	Sample	080818.met	c:\peaknet\data\080818\080818_051.dxd	CL,SO4-9056
52	0808114-11 10X	Sample	080818.met	c:\peaknet\data\080818\080818_052.dxd	CL-9056
53	0808114-12 20X	Sample	080818.met	c:\peaknet\data\080818\080818_053.dxd	CL-9056
54	IC080818-1MB	Sample	080818.met	c:\peaknet\data\080818\080818_054.dxd	WATER
55	CCV	Sample	080818.met	c:\peaknet\data\080818\080818_055.dxd	CCV
56	CCB	Sample	080818.met	c:\peaknet\data\080818\080818_056.dxd	CCB – Cl 0.31mg/L *
57	IC080818-1LCS	Sample	080818.met	c:\peaknet\data\080818\080818_057.dxd	WATER
58	0808139-1 50X	Sample	080818.met	c:\peaknet\data\080818\080818_058.dxd	~~CL~~,SO4-9056
59	0808139-1MS 50X	Sample	080818.met	c:\peaknet\data\080818\080818_059.dxd	~~CL~~,SO4-9056
60	0808139-1MSD 50X	Sample	080818.met	c:\peaknet\data\080818\080818_060.dxd	~~CL~~,SO4-9056
61	0808139-2 100X	Sample	080818.met	c:\peaknet\data\080818\080818_061.dxd	~~CL~~,SO4-9056
62	0808139-3 100X	Sample	080818.met	c:\peaknet\data\080818\080818_062.dxd	CL,SO4-9056
63	0808139-4 100X	Sample	080818.met	c:\peaknet\data\080818\080818_063.dxd	CL,SO4-9056
64	0808139-5 20X	Sample	080818.met	c:\peaknet\data\080818\080818_064.dxd	~~CL~~,SO4-9056
65	0808139-6 50X	Sample	080818.met	c:\peaknet\data\080818\080818_065.dxd	CL,SO4-9056
66	0808139-7 50X	Sample	080818.met	c:\peaknet\data\080818\080818_066.dxd	~~CL~~,SO4-9056
67	CCV	Sample	080818.met	c:\peaknet\data\080818\080818_067.dxd	CCV
68	CCB	Sample	080818.met	c:\peaknet\data\080818\080818_068.dxd	CCB
69	0808139-8 10X	Sample	080818.met	c:\peaknet\data\080818\080818_069.dxd	CL,SO4-9056
70	0808139-9 50X	Sample	080818.met	c:\peaknet\data\080818\080818_070.dxd	CL,SO4-9056
71	0808044-10 100X	Sample	080818.met	c:\peaknet\data\080818\080818_071.dxd	CL-9056
72	0808044-11 500X	Sample	080818.met	c:\peaknet\data\080818\080818_072.dxd	CL-9056
73	0808044-14 20X	Sample	080818.met	c:\peaknet\data\080818\080818_073.dxd	CL,SO4-9056
74	0808044-15 100X	Sample	080818.met	c:\peaknet\data\080818\080818_074.dxd	CL,SO4-9056
75	0808044-18 500X	Sample	080818.met	c:\peaknet\data\080818\080818_075.dxd	CL,SO4-9056
76	0808044-19 200X	Sample	080818.met	c:\peaknet\data\080818\080818_076.dxd	CL,SO4-9056
77	CCV	Sample	080818.met	c:\peaknet\data\080818\080818_077.dxd	CCV
78	CCB	Sample	080818.met	c:\peaknet\data\080818\080818_078.dxd	CCB – SO4 0.52mg/L *
79	STOP.MET	Sample	stop.met		

Default Method Path: C:\PEAKNET\METHOD
Default Data Path: C:\PEAKNET\DATA\080414
Comment:
BatchDx created schedule. Analyst: 8/19/08 JBM 8/19/08
Instrument #1: DIONEX DX-120. ID Serial Number: 99060762
Analytical Column: Dionex IonPac AS14 S/N 022150
Methods: EPA 300.0 and SW9056. Paragon SOP 1113
Eluent: Made daily, 10mL of Eluent Concentrate ID: RG080610-2 to 1000mL of DI water.

* SAMPLES 'ND' OR 10X > THAN FOUND IN BLANK.

Schedule File: C:\PeakNet\schedule\080818.sch

	Final	ID		Aliq
cal std level 1 (1000x)	10.00	ST080722-8,	ST080623-5	0.01
cal std level 2 (100x)	5.00	"	"	0.05
cal std level 3 (25x)	5.00	"	"	0.20
cal std level 4 (10x)	5.00	"	"	0.50
cal std level 5 (5x)	5.00	"	"	1.00
CCV	5.00	ST080722-8,	ST080722-13	0.50
ICV	5.00	ST080225-1		0.25
		ST080623-4		0.05
LCS(aq)	5.00	ST080225-1		0.25
		ST080722-12		0.05
MS/MSD (waters)	5.00	ST080219-9		0.05
		ST080722-11		0.05

Dilutions Table: All to 5mL Final Volume

10X	0.5mL
20X	0.25mL
25X	0.2mL
50X	0.1mL
100X	0.05mL
200X	0.025mL
500X	0.01mL

Method:C:\PEAKNET\METHOD\080818.MET Updated:8/18/08 11:34:26 AM Total:8

JBM 8/19/08

1. Component:Fluoride
Standard:External Fit Type:Quadratic
Origin:Ignore Calibration:Area
r^2=0.999894
Amt=-4.779941e-010*Resp²+
6.495115e-003*Resp+37.98

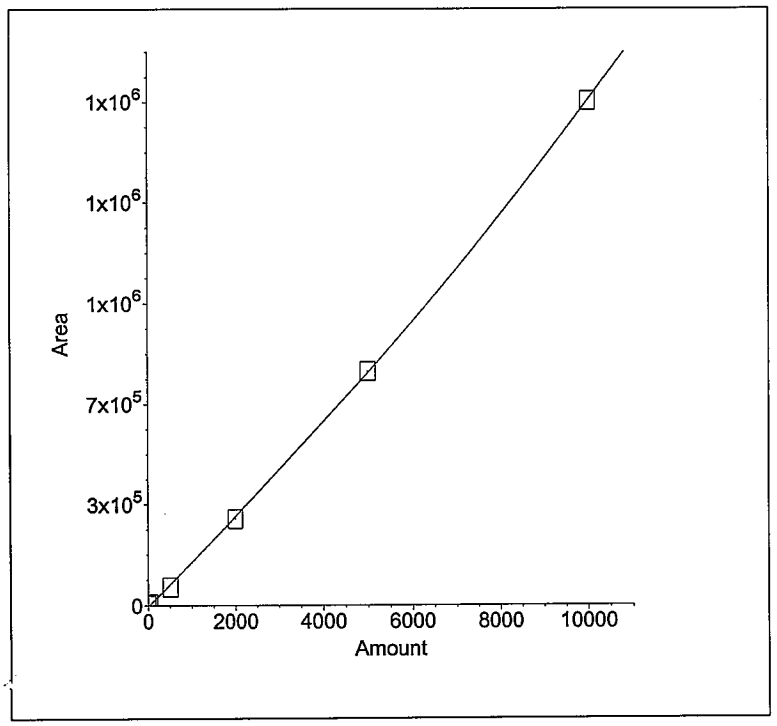

2. Component:Chloride
Standard:External Fit Type:Quadratic
Origin:Ignore Calibration:Area
r^2=0.999982
Amt=-4.081790e-010*Resp²+
7.957583e-003*Resp+2.302

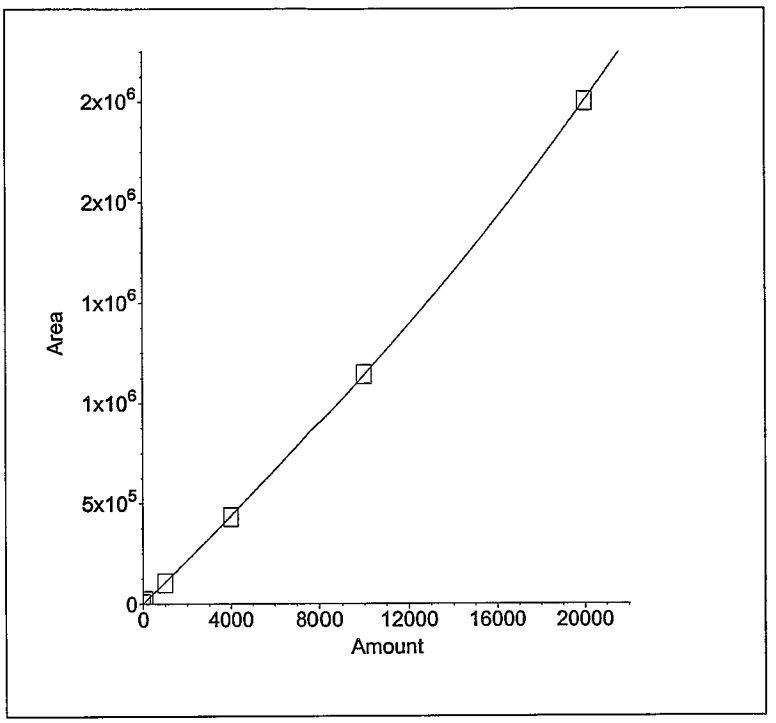

3. Component:Nitrite as N
Standard:External Fit Type:Quadratic
Origin:Ignore Calibration:Area
r^2=0.999998
Amt=-1.486609e-010*Resp²+
3.820952e-003*Resp+12.14

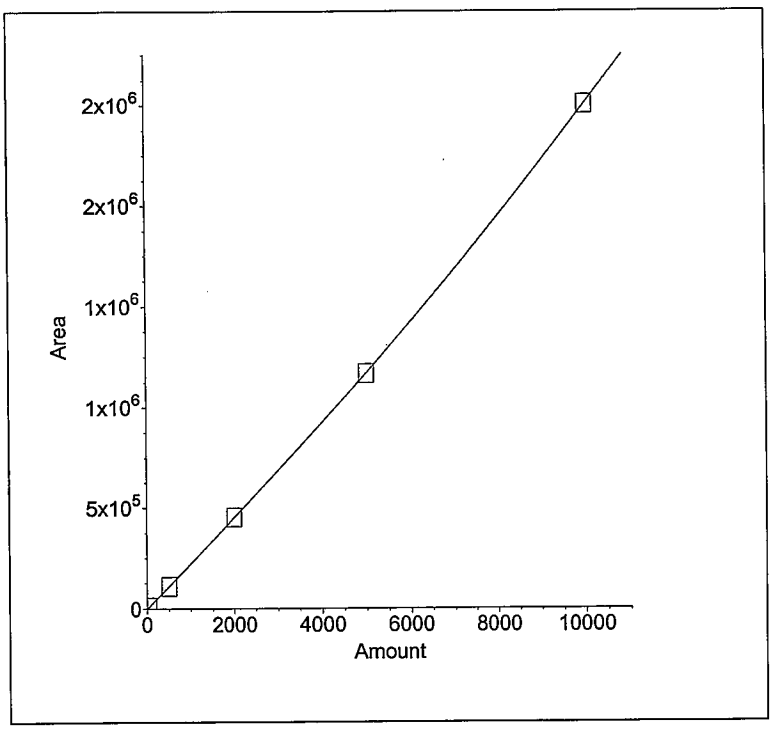

4. Component:Bromide
Standard:External Fit Type:Quadratic
Origin:Ignore Calibration:Area
r^2=0.999999
Amt=-1.413301e-009*Resp²+
1.929789e-002*Resp+4.883

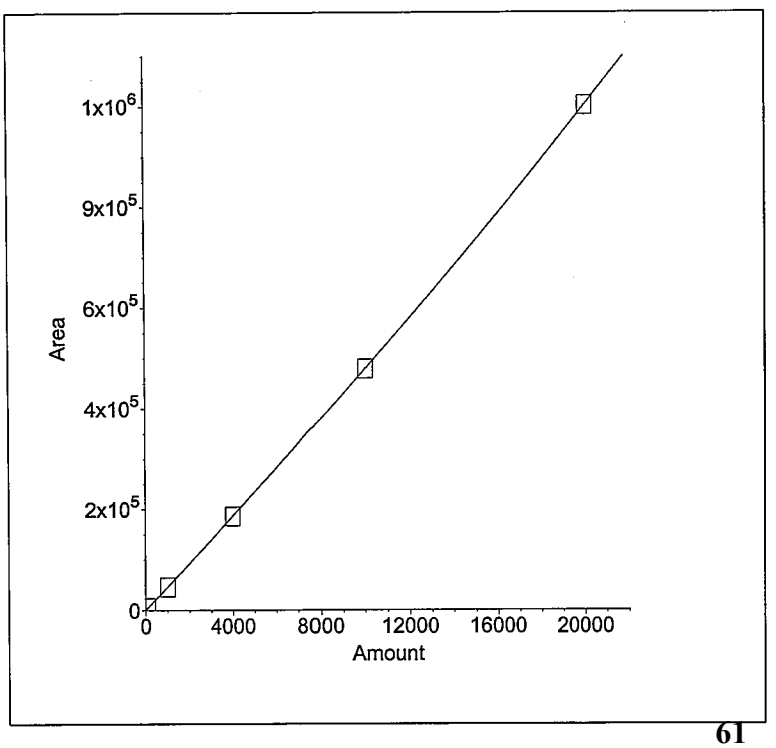

5. Component:Nitrate as N
Standard:External Fit Type:Quadratic
Origin:Ignore Calibration:Area
r^2=0.999957
Amt=-6.684618e-011*Resp²+
2.982954e-003*Resp+31.14

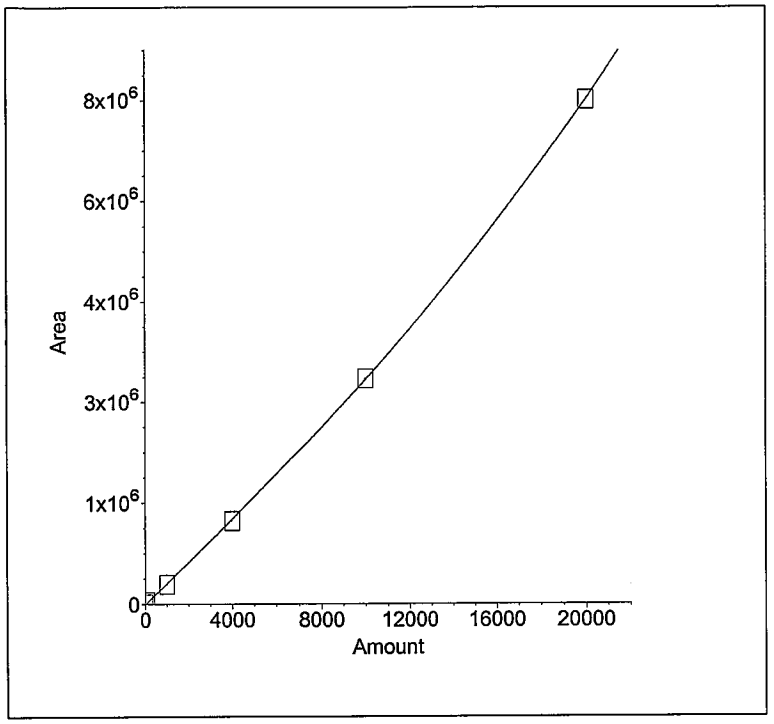

6. Component:Orthophosphate as P
Standard:External Fit Type:Quadratic
Origin:Ignore Calibration:Area
r^2=0.999931
Amt=-3.408274e-010*Resp²+
8.704931e-003*Resp+-54.69

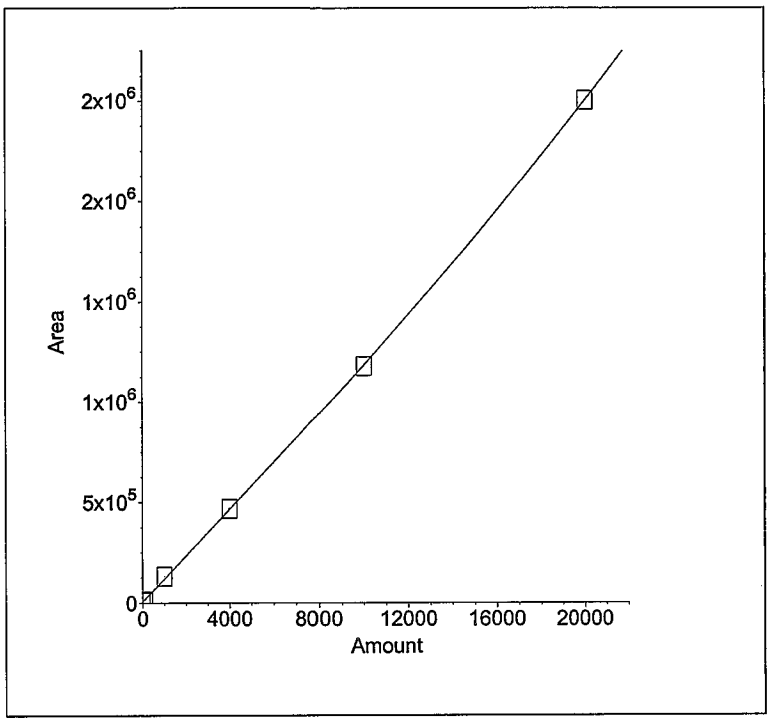

7. Component:Sulfate
Standard:External Fit Type:Quadratic
Origin:Ignore Calibration:Area
r^2=0.999925
Amt=-1.465179e-010*Resp²+
9.940946e-003*Resp+357.5

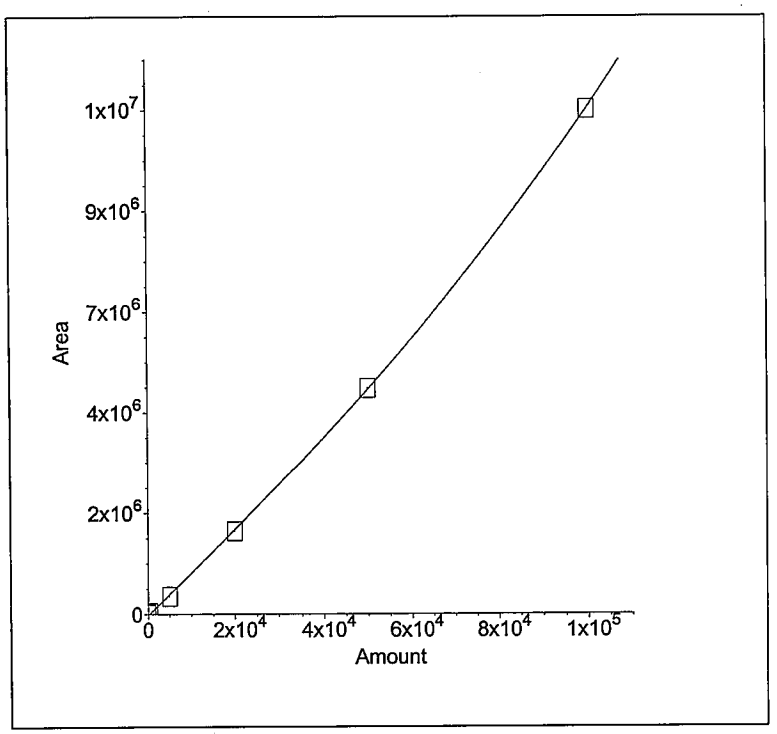

8. Component:Nitrate/Nitrite as N
Standard:External Fit Type:
Origin:Ignore Calibration:Area

(No Levels Component)

Method Information : Select Module(s)

System Name : DX120
System Number : 1
Method Type : Ion Chromatography
Column : AS14 4-MM
Analyst : SJL
Comment : Flow rate = 1.2 mL/min,
Eluent = 3.5mM Na2CO3 / 1.0 mM NaHCO3

DX-120 Timed Events

Module Name :
Module Serial Number :
System Mode : Column
Column : A
Pump : On
SRS / Cell : On
Eluent Pressure : On
Pressure Unit : psi
TTL 1 Label : TTL 1
TTL 2 Label : TTL 2
Comment :

Time	Offset	Valve	TTL1	TTL2	AC	Collect
Init	*	Load	Low	Low	Off	
0.00		Load	Low	Low	Off	Begin
0.01		Inject	Low	Low	Off	
0.40		Load	Low	Low	Off	
10.80		Load	High	Low	Off	
10.90		Load	Low	Low	Off	

DX-120 Detector Parameters

Detector Type : DX-120
Data collection time (minutes) : 13.00
Data Collection Rate : 5.00
Real time plot scale maximum (μS) : 40.000
Real time plot scale minimum (μS) : -3.000

DX-120 Integration Parameters

Peak detection algorithm : Standard
Starting peak width (seconds) : 8.00
Peak threshold : 0.50
Peak area reject (area counts) : 800.00
Reference peak area reject (area counts) : 800.00

DX-120 Smoothing Parameters

Filter Type : No filter

DX-120 Report Data

Report Format File : C:\PeakNet\method\Default2.rpt
Print Sample Analysis : Yes
Print Calibration Update : Yes
Print Check Standard : No
System Suitability Tests :
No system suitability tests selected.

DX-120 Integration Data Events

Time	Description
0.00	Stop peak detection
0.05	Force baseline at start of all peaks
1.90	Start peak detection
2.20	Void volume treatment for this peak
3.00	Void volume treatment for this peak

DX-120 Calibration Parameters

External or internal calibration : EXTERNAL
Number of replicates for calibration : 1
Rejection : Manual
Level Weighting : Equal
Calibration standard volume : 1.00
Default sample volume : 1.00
Amount units : ug/L
Replace retention time : Yes
Update response : Yes
Default dilution factor : 1.00
Default response factor for unknown peaks : 0.00
Calculate unknowns by area or height : Area

DX-120 Component Identification Table

Component	Retention	Tolerance	Reference
Fluoride	3.12 min	5.00 %	
Chloride	4.25 min	5.00 %	
Nitrite as N	5.04 min	4.90 %	
Bromide	6.25 min	7.30 %	
Nitrate as N	7.23 min	10.00 %	
Orthophosphate as P	8.92 min	4.10 %	
Sulfate	10.47 min	4.10 %	
Nitrate/Nitrite as N	20.00 min	5.00 %	

DX-120 Component Quantitation Table

Component	Retention	Low Limit	High Limit
Fluoride	3.12 min	100	10000
Chloride	4.25 min	200	20000
Nitrite as N	5.04 min	100	10000
Bromide	6.25 min	200	20000
Nitrate as N	7.23 min	200	20000
Orthophosphate as P	8.92 min	300	20000
Sulfate	10.47 min	500	100000
Nitrate/Nitrite as N	20.00 min	0	0

DX-120 Component Calibration Table

Component	Retention Time	Curve Fit	Origin	Cal. by	Response Component	Relative Factor
Fluoride	3.12 min	Quadratic	Ignore	Area		0.00
Chloride	4.25 min	Quadratic	Ignore	Area		0.00
Nitrite as N	5.04 min	Quadratic	Ignore	Area		0.00
Bromide	6.25 min	Quadratic	Ignore	Area		0.00
Nitrate as N	7.23 min	Quadratic	Ignore	Area		0.00
Orthophosphate as P	8.92 min	Quadratic	Ignore	Area		0.00
Sulfate	10.47 min	Quadratic	Ignore	Area		0.00
Nitrate/Nitrite as N	20.00 min	—	Ignore	Area	Fluoride	0.00

DX-120 Component = Fluoride Levels Table

Retention Time : 3.12 min
Amount units : ug/L
Replicate unit type : Area
Number of levels : 6
Number of replicates : 1

Level	Amount	Replicate 1
1	50.00	5459.3
2	500.00	64007.4
3	2000.00	301449
4	5000.00	818410
5	10000.00	1.76114e+006
6	0.00	1020.6

DX-120 Component = Chloride Levels Table

Retention Time : 4.25 min
Amount units : ug/L
Replicate unit type : Area
Number of levels : 6
Number of replicates : 1

Level	Amount	Replicate 1
1	100.00	17567.8
2	1000.00	120860
3	4000.00	511326
4	10000.00	1.35363e+006
5	20000.00	2.96275e+006
6	0.00	1435.4

DX-120 Component = Nitrite as N Levels Table

Retention Time : 5.04 min
Amount units : ug/L
Replicate unit type : Area
Number of levels : 6
Number of replicates : 1

Level	Amount	Replicate 1
1	50.00	8652.5
2	500.00	128555
3	2000.00	533409
4	5000.00	1.37801e+006
5	10000.00	2.95359e+006
6	0.00	0

DX-120 Component = Bromide Levels Table

Retention Time : 6.25 min
Amount units : ug/L
Replicate unit type : Area
Number of levels : 6
Number of replicates : 1

Level	Amount	Replicate 1
1	100.00	5265.1
2	1000.00	51706.5
3	4000.00	209678
4	10000.00	539609
5	20000.00	1.1295e+006
6	0.00	0

DX-120 Component = Nitrate as N Levels Table

Retention Time : 7.23 min
Amount units : ug/L
Replicate unit type : Area
Number of levels : 6
Number of replicates : 1

Level	Amount	Replicate 1
1	100.00	34614
2	1000.00	314492
3	4000.00	1.34385e+006
4	10000.00	3.65859e+006
5	20000.00	8.19771e+006
6	0.00	3589.6

DX-120 Component = Orthophosphate as P Levels Table

Retention Time : 8.92 min
Amount units : ug/L
Replicate unit type : Area
Number of levels : 6
Number of replicates : 1

Level	Amount	Replicate 1
1	100.00	9180.5
2	1000.00	134362
3	4000.00	478617
4	10000.00	1.20743e+006
5	20000.00	2.56163e+006
6	0.00	2352.5

DX-120 Component = Sulfate Levels Table

Retention Time : 10.47 min
Amount units : ug/L
Replicate unit type : Area
Number of levels : 6
Number of replicates : 1

Level	Amount	Replicate 1
1	500.00	36383.6
2	5000.00	425482
3	20000.00	1.99764e+006
4	50000.00	5.45926e+006
5	100000.00	1.22203e+007
6	0.00	1242.3

DX-120 Component = Nitrate/Nitrite as N Levels Table

Retention Time : 20.00 min
Amount units : ug/L
Replicate unit type : Area
Number of levels : 0
Number of replicates : 1

DX-120 XY Data Parameters

Calibration Update Report

Sample Name : 5X STD
Data File Name : c:\peaknet\data\080818\080818_001.DXD

Method File Name : C:\PEAKNET\METHOD\080818.met
Schedule File Name : c:\peaknet\schedule\080818.sch
Date Time Acquired : 8/18/08 10:12:50 AM
Calibration Date : 8/18/08 11:34:26 AM

System Operator : WETCHEM
Datafile Updated : 8/18/08 10:25:52 AM
Method Comment : Flow rate = 1.2 mL/min, Eluent = ...

Peak Information : All Components

Peak #	Analyte	Retention Time (min.)	Concentration (ug/L)	Peak Area
2	Fluoride	3.12	10000	1761138
3	Chloride	4.25	20000	2962752
4	Nitrite as N	5.05	10000	2953590
5	Bromide	6.23	20000	1129503
6	Nitrate as N	7.13	20000	8197709
7	Orthophosphate as P	8.88	20000	2561630
8	Sulfate	10.41	100000	12220272
	Nitrate/Nitrite as N			

Calibration Update Report

Sample Name : 5X STD
Data File Name : c:\peaknet\data\080818\080818_001.DXD

Method File Name : C:\PEAKNET\METHOD\080818.met	System Operator : WETCHEM
Schedule File Name : c:\peaknet\schedule\080818.sch	Datafile Updated : 8/18/08 10:25:52 AM
Date Time Acquired : 8/18/08 10:12:50 AM	Method Comment : Flow rate = 1.2 mL/min, Eluent = ...
Calibration Date : 8/18/08 11:34:26 AM	

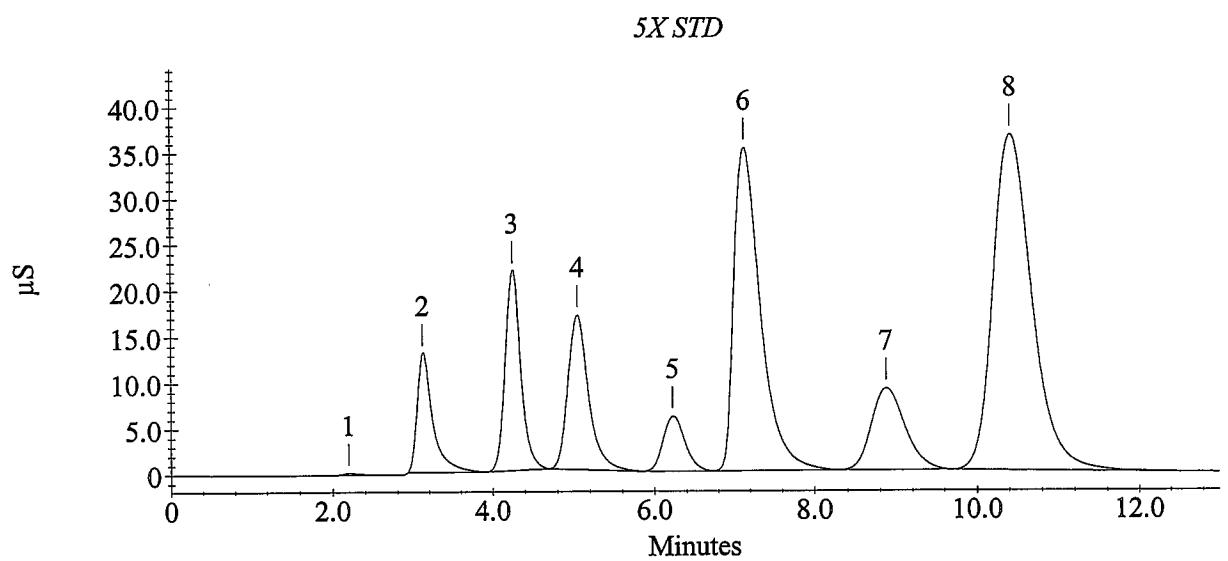

Calibration Update Report

Sample Name : 10X STD
Data File Name : c:\peaknet\data\080818\080818_002.DXD

Method File Name : C:\PEAKNET\METHOD\080818.met
Schedule File Name : c:\peaknet\schedule\080818.sch
Date Time Acquired : 8/18/08 10:25:55 AM
Calibration Date : 8/18/08 11:34:26 AM

System Operator : WETCHEM
Datafile Updated : 8/18/08 10:39:00 AM
Method Comment : Flow rate = 1.2 mL/min, Eluent = ...

Peak Information : All Components

Peak #	Analyte	Retention Time (min.)	Concentration (ug/L)	Peak Area
2	Fluoride	3.13	5000	818410
3	Chloride	4.25	10000	1353630
4	Nitrite as N	5.05	5000	1378015
5	Bromide	6.25	10000	539609
6	Nitrate as N	7.19	10000	3658592
7	Orthophosphate as P	8.91	10000	1207432
8	Sulfate	10.45	50000	5459263
	Nitrate/Nitrite as N			

Calibration Update Report

Sample Name : 10X STD
Data File Name : c:\peaknet\data\080818\080818_002.DXD

Method File Name : C:\PEAKNET\METHOD\080818.met	System Operator : WETCHEM
Schedule File Name : c:\peaknet\schedule\080818.sch	Datafile Updated : 8/18/08 10:39:00 AM
Date Time Acquired : 8/18/08 10:25:55 AM	Method Comment : Flow rate = 1.2 mL/min, Eluent = ...
Calibration Date : 8/18/08 11:34:26 AM	

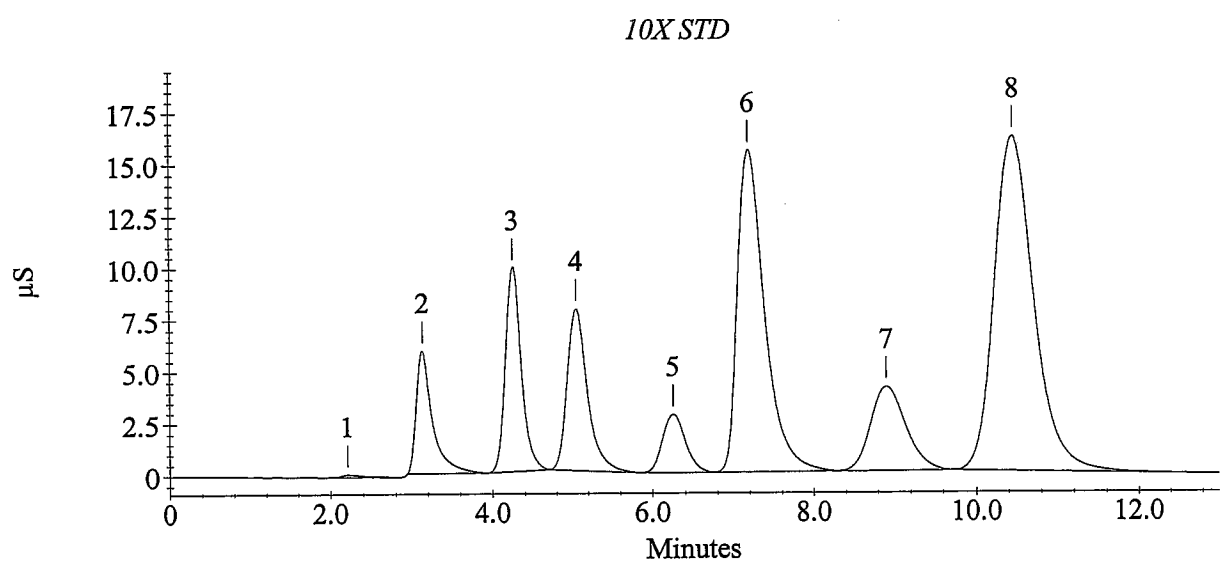

Calibration Update Report

Sample Name : 25X STD
Data File Name : c:\peaknet\data\080818\080818_003.DXD

Method File Name : C:\PEAKNET\METHOD\080818.met
Schedule File Name : c:\peaknet\schedule\080818.sch
Date Time Acquired : 8/18/08 10:39:02 AM
Calibration Date : 8/18/08 11:34:26 AM

System Operator : WETCHEM
Datafile Updated : 8/18/08 10:52:08 AM
Method Comment : Flow rate = 1.2 mL/min, Eluent = ...

Peak Information : All Components

Peak #	Analyte	Retention Time (min.)	Concentration (ug/L)	Peak Area
2	Fluoride	3.12	2000	301449
3	Chloride	4.25	4000	511326
4	Nitrite as N	5.04	2000	533409
5	Bromide	6.25	4000	209678
6	Nitrate as N	7.23	4000	1343854
7	Orthophosphate as P	8.92	4000	478617
8	Sulfate	10.47	20000	1997639
	Nitrate/Nitrite as N			

Calibration Update Report

Sample Name : 25X STD
Data File Name : c:\peaknet\data\080818\080818_003.DXD

Method File Name : C:\PEAKNET\METHOD\080818.met	System Operator : WETCHEM
Schedule File Name : c:\peaknet\schedule\080818.sch	Datafile Updated : 8/18/08 10:52:08 AM
Date Time Acquired : 8/18/08 10:39:02 AM	Method Comment : Flow rate = 1.2 mL/min, Eluent = ...
Calibration Date : 8/18/08 11:34:26 AM	

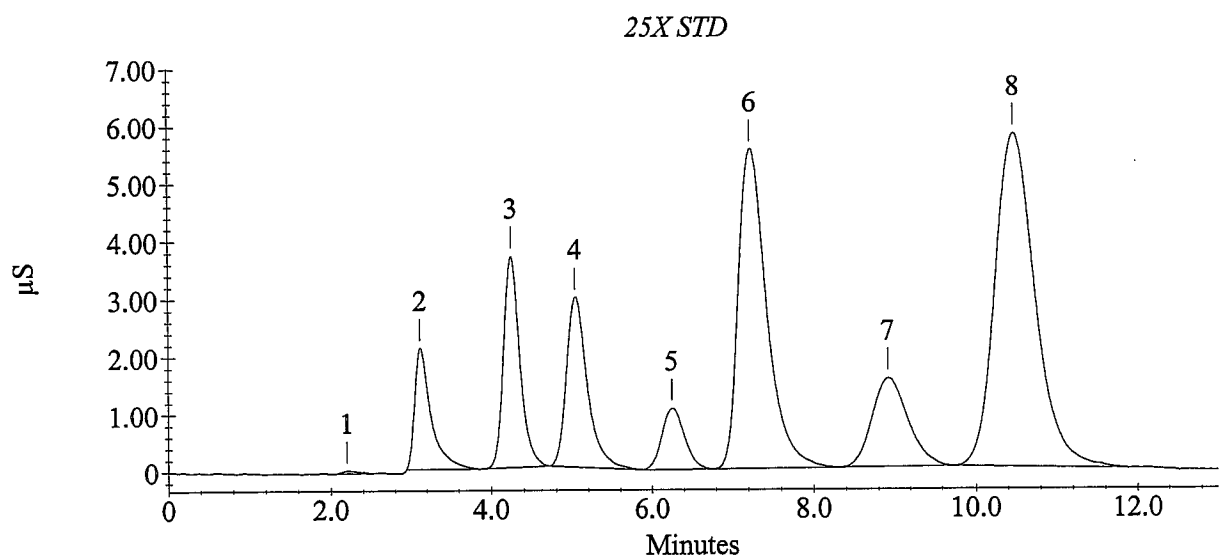

Calibration Update Report

Sample Name : 100X STD
Data File Name : c:\peaknet\data\080818\080818_004.DXD

Method File Name : C:\PEAKNET\METHOD\080818.met
Schedule File Name : c:\peaknet\schedule\080818.sch
Date Time Acquired : 8/18/08 10:52:10 AM
Calibration Date : 8/18/08 11:34:26 AM

System Operator : WETCHEM
Datafile Updated : 8/18/08 11:05:15 AM
Method Comment : Flow rate = 1.2 mL/min, Eluent = ...

Peak Information : All Components

Peak #	Analyte	Retention Time (min.)	Concentration (ug/L)	Peak Area
2	Fluoride	3.12	500	64007
3	Chloride	4.24	1000	120860
4	Nitrite as N	5.04	500	128555
5	Bromide	6.24	1000	51706
6	Nitrate as N	7.25	1000	314492
7	Orthophosphate as P	8.96	1000	134362
8	Sulfate	10.48	5000	425482
	Nitrate/Nitrite as N			

Calibration Update Report

Sample Name : 100X STD
Data File Name : c:\peaknet\data\080818\080818_004.DXD

Method File Name : C:\PEAKNET\METHOD\080818.met	System Operator : WETCHEM
Schedule File Name : c:\peaknet\schedule\080818.sch	Datafile Updated : 8/18/08 11:05:15 AM
Date Time Acquired : 8/18/08 10:52:10 AM	Method Comment : Flow rate = 1.2 mL/min, Eluent = ...
Calibration Date : 8/18/08 11:34:26 AM	

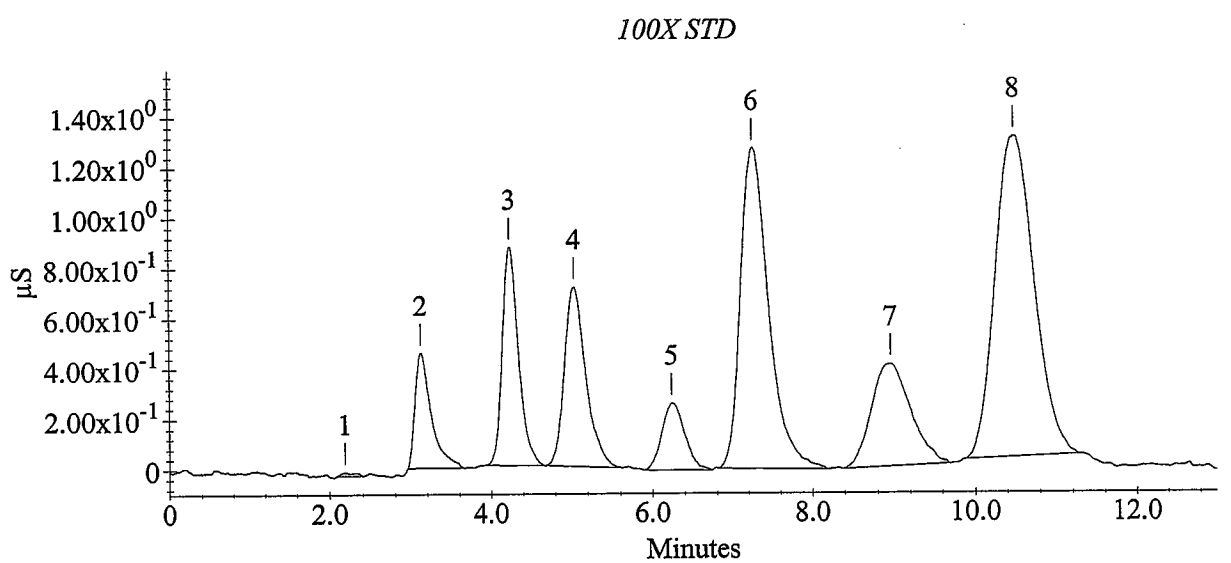

Calibration Update Report

Sample Name : 1000X STD
Data File Name : c:\peaknet\data\080818\080818_005.DXD

Method File Name : C:\PEAKNET\METHOD\080818.met
Schedule File Name : c:\peaknet\schedule\080818.sch
Date Time Acquired : 8/18/08 11:05:17 AM
Calibration Date : 8/18/08 11:34:26 AM

System Operator : WETCHEM
Datafile Updated : 8/18/08 11:18:23 AM
Method Comment : Flow rate = 1.2 mL/min, Eluent = ...

Peak Information : All Components

Peak #	Analyte	Retention Time (min.)	Concentration (ug/L)	Peak Area
1	Fluoride	3.13	50	5459
2	Chloride	4.24	100	17568
4	Nitrite as N	5.01	50	8653
6	Bromide	6.24	100	5265
7	Nitrate as N	7.25	100	34614
8	Orthophosphate as P	9.04	100	9181
10	Sulfate	10.53	500	36384
	Nitrate/Nitrite as N			

Calibration Update Report

Sample Name : 1000X STD
Data File Name : c:\peaknet\data\080818\080818_005.DXD

Method File Name : C:\PEAKNET\METHOD\080818.met	System Operator : WETCHEM
Schedule File Name : c:\peaknet\schedule\080818.sch	Datafile Updated : 8/18/08 11:18:23 AM
Date Time Acquired : 8/18/08 11:05:17 AM	Method Comment : Flow rate = 1.2 mL/min, Eluent = ...
Calibration Date : 8/18/08 11:34:26 AM	

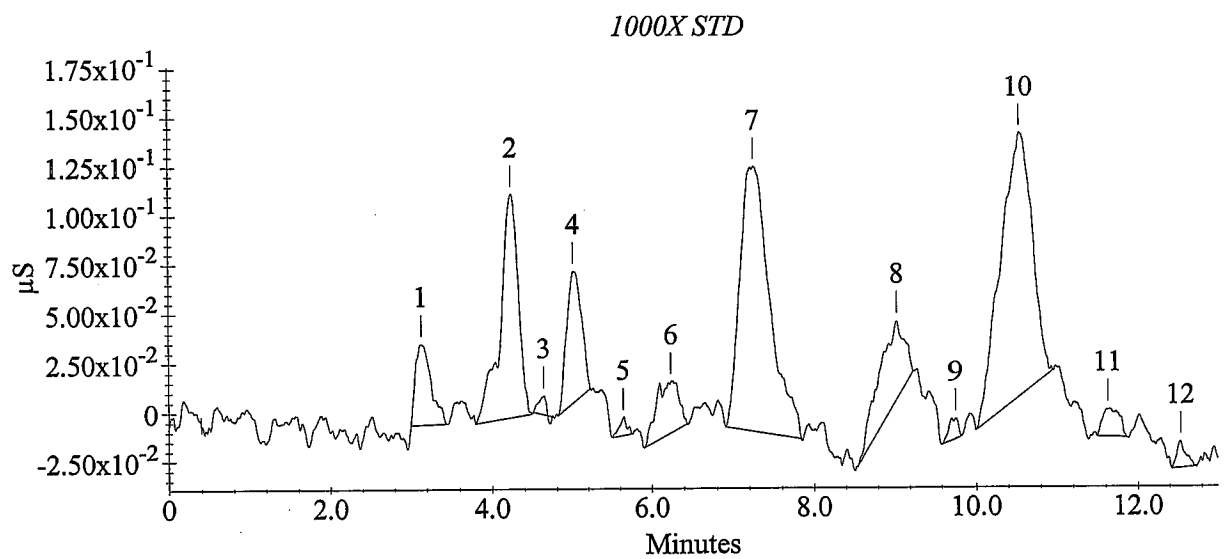

Calibration Update Report

Sample Name : 0 STD
Data File Name : c:\peaknet\data\080818\080818_006.DXD

Method File Name : C:\PEAKNET\METHOD\080818.met
Schedule File Name : c:\peaknet\schedule\080818.sch
Date Time Acquired : 8/18/08 11:18:25 AM
Calibration Date : 8/18/08 11:34:26 AM

System Operator : WETCHEM
Datafile Updated : 8/18/08 11:31:31 AM
Method Comment : Flow rate = 1.2 mL/min, Eluent = ...

Peak Information : All Components

Peak #	Analyte	Retention Time (min.)	Concentration (ug/L)	Peak Area
3	Fluoride	3.15	0	1021
5	Chloride	4.24	0	1435
	Nitrite as N			
	Bromide			
7	Nitrate as N	7.65	0	3590
9	Orthophosphate as P	8.97	0	2352
11	Sulfate	10.52	0	1242
	Nitrate/Nitrite as N			

Calibration Update Report

Sample Name : 0 STD
Data File Name : c:\peaknet\data\080818\080818_006.DXD

Method File Name : C:\PEAKNET\METHOD\080818.met	System Operator : WETCHEM
Schedule File Name : c:\peaknet\schedule\080818.sch	Datafile Updated : 8/18/08 11:31:31 AM
Date Time Acquired : 8/18/08 11:18:25 AM	Method Comment : Flow rate = 1.2 mL/min, Eluent = ...
Calibration Date : 8/18/08 11:34:26 AM	

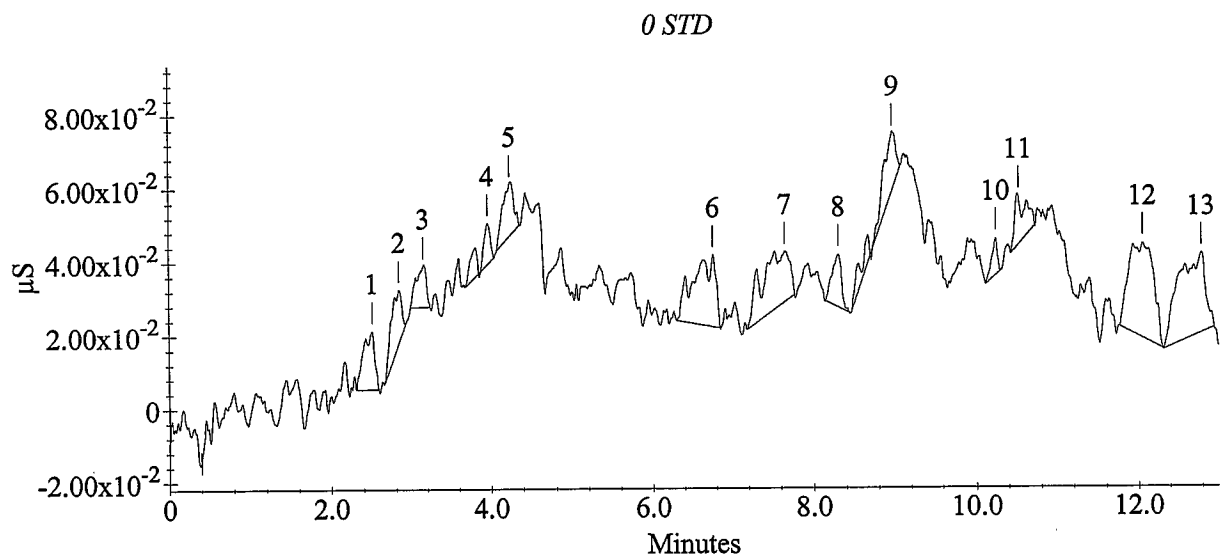

080818V

DAILY VERIFICATION FOR ION CHROMATOGRAPH
(Used internally for comparative check purposes)

JBM
8/19/08

Analysis Date: 08/18/08
Analyst Name: EAL
Filename for CV: 080818/080818_007.DXD
Calibration Date: 08/18/08
Method ID: 080818.met
Updated Method date: NA

Calibration Equation Verification

Analyte	calibration type:	1st regression coefficient	2nd regression coefficient	intercept	A conc reported by PeakNet ug/L	observed peak area	B conc calc by spread-sheet ug/L	A/B *100 agreement %
Cl	quad. incl. 0,0	-4.081790E-10	7.957583E-03	2.302	5073.9	659652	5073.9	100.0

Retention Time (RT) Verification

Analyte	RT at calibration	RT in updated method (1st ICV or CCV)	deviation % (calibration vs. update) 10% tolerance	window width tolerance (NA)
F	3.12	3.11	0.3	5.00 %
Cl	4.25	4.21	0.9	5.00 %
NO2-N	5.04	5.00	0.8	4.90 %
Br	6.25	6.17	1.3	7.30 %
NO3-N	7.23	7.12	1.5	10.00%
PO4-P	8.92	8.87	0.6	4.10 %
SO4	10.47	10.40	0.7	4.10 %

Sample Analysis Report

Sample Name : ICV
Data File Name : c:\peaknet\data\080818\080818_007.DXD

Method File Name : C:\PEAKNET\METHOD\080818.met
Date, Time Analyzed : 8/18/08 11:31:33 AM
System Operator : WETCHEM
Calibration Updated : 8/18/08 11:36:14 AM

Current Date : 8/18/08
Current Time : 11:54:02 AM
Datafile Updated : 8/18/08 11:44:34 AM
Method Comment : Flow rate = 1.2 mL/min, Eluent = ...

Peak Information : All Components

Peak Number	Analyte	Retention Time (min.)	Concentration (ug/L)	Limit Exceeded	Peak Area
2	Fluoride	3.11	2560.8		400204
3	Chloride	4.21	5073.9		659652
4	Nitrite as N	5.00	2015.7		535524
5	Bromide	6.17	4956.2		261585
6	Nitrate as N	7.12	4946.7		1713675
7	Orthophosphate as P	8.87	5069.4		602878
8	Sulfate	10.40	25529.1		2634406
	Nitrate/Nitrite as N				

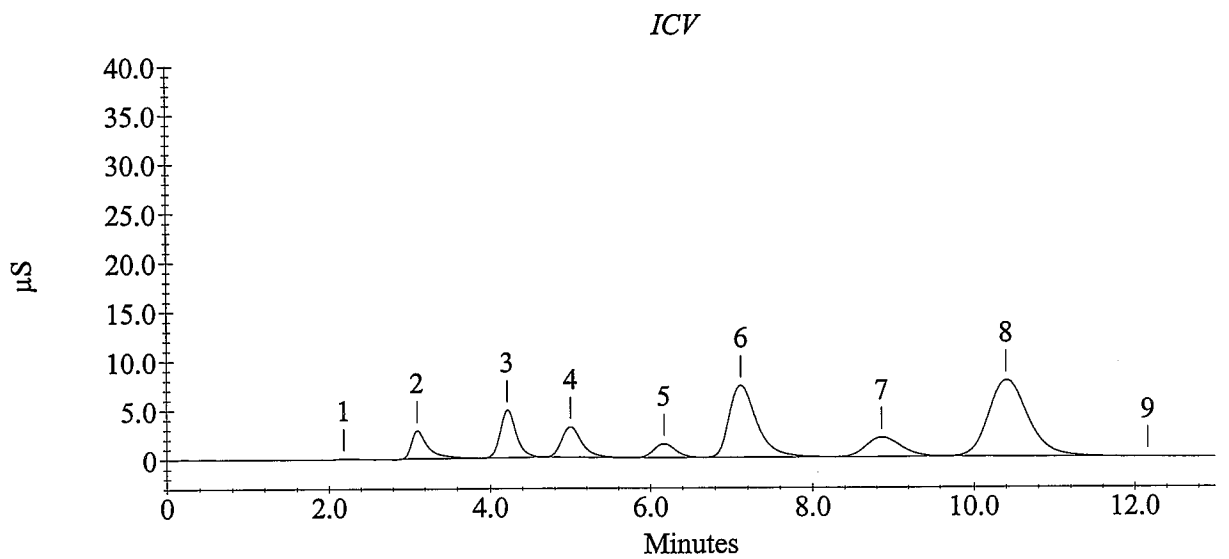

Sample Analysis Report

Sample Name : ICB
Data File Name : c:\peaknet\data\080818\080818_008.DXD

Method File Name : c:\peaknet\method\080818.met
Date, Time Analyzed : 8/18/08 11:44:35 AM
System Operator : WETCHEM
Calibration Updated : 8/18/08 11:36:14 AM

Current Date : 8/18/08
Current Time : 11:57:40 AM
Datafile Updated : 8/18/08 11:57:40 AM
Method Comment : Flow rate = 1.2 mL/min, Eluent = ...

Peak Information : All Components

Peak Number	Analyte	Retention Time (min.)	Concentration (ug/L)	Limit Exceeded	Peak Area
1		2.52	0.0		805
3	Chloride	4.27	20.8	-	2320
4	Nitrite as N	4.99	16.0	-	999
	Bromide				
5	Nitrate as N	7.09	36.0	-	1625
6	Orthophosphate as P	8.88	-29.9	-	2849
7	Sulfate	10.51	373.3	-	1585
	Nitrate/Nitrite as N				

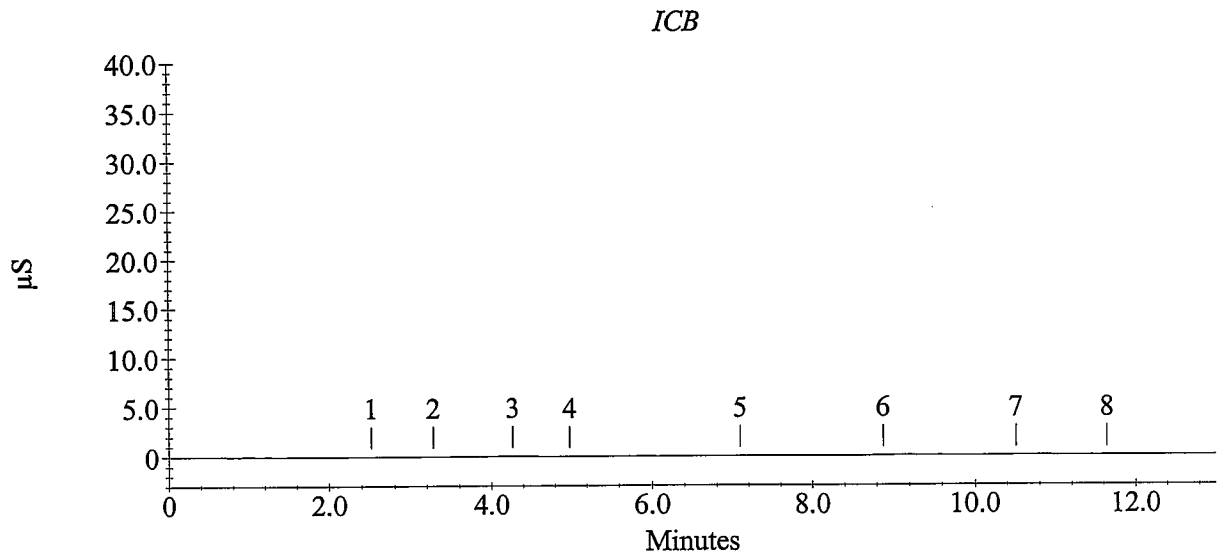

Schedule File: C:\PeakNet\schedule\080919.sch

Line	Sample	Sample Type	Method	Data File	Comment
1	5X STD	Calibration	080818.met	c:\peaknet\data\080818\080818_001.dxd	
2	10X STD	Calibration	080818.met	c:\peaknet\data\080818\080818_002.dxd	
3	25X STD	Calibration	080818.met	c:\peaknet\data\080818\080818_003.dxd	
4	100X STD	Calibration	080818.met	c:\peaknet\data\080818\080818_004.dxd	
5	1000X STD	Calibration	080818.met	c:\peaknet\data\080818\080818_005.dxd	
6	0 STD	Calibration	080818.met	c:\peaknet\data\080818\080818_006.dxd	
7	ICV	Sample	080818.met	c:\peaknet\data\080818\080818_007.dxd	ICV
8	ICB	Sample	080818.met	c:\peaknet\data\080818\080818_008.dxd	ICB
9	CCV	Sample	080818.met	c:\peaknet\data\080919\080919_009.dxd	CCV
10	CCB	Sample	080818.met	c:\peaknet\data\080919\080919_010.dxd	CCB
11	IC080919-1MB	Sample	080818.met	c:\peaknet\data\080919\080919_011.dxd	WATER
12	IC080919-1LCS	Sample	080818.met	c:\peaknet\data\080919\080919_012.dxd	WATER
13	0809141-1	Sample	080818.met	c:\peaknet\data\080919\080919_013.dxd	F,CL,BR,SO4-300.0
14	0809141-1 5X	Sample	080818.met	c:\peaknet\data\080919\080919_014.dxd	~~F,CL,BR,SO4-300.0~~
15	0809143-1 5X	Sample	080818.met	c:\peaknet\data\080919\080919_015.dxd	F,CL,BR,SO4-300.0
16	0809143-2 5X	Sample	080818.met	c:\peaknet\data\080919\080919_016.dxd	F,CL,BR,SO4-300.0
17	0809143-1 50X	Sample	080818.met	c:\peaknet\data\080919\080919_017.dxd	~~F,CL,BR,SO4~~-300.0
18	0809143-2 50X	Sample	080818.met	c:\peaknet\data\080919\080919_018.dxd	~~F,CL,BR,SO4~~-300.0
19	0809144-1 5X	Sample	080818.met	c:\peaknet\data\080919\080919_019.dxd	~~F,CL,BR,SO4-300.0~~
20	0809144-2 5X	Sample	080818.met	c:\peaknet\data\080919\080919_020.dxd	F,CL,BR,SO4-300.0
21	CCV	Sample	080818.met	c:\peaknet\data\080919\080919_021.dxd	CCV
22	CCB	Sample	080818.met	c:\peaknet\data\080919\080919_022.dxd	CCB
23	0809144-1 50X	Sample	080818.met	c:\peaknet\data\080919\080919_023.dxd	~~F,CL,BR,SO4-300.0~~
24	0809144-2 50X	Sample	080818.met	c:\peaknet\data\080919\080919_024.dxd	~~F~~,CL,~~BR,SO4~~-300.0
25	0809125-1 2X	Sample	080818.met	c:\peaknet\data\080919\080919_025.dxd	F,CL,BR,SO4-300.0
26	0809125-1 50X	Sample	080818.met	c:\peaknet\data\080919\080919_026.dxd	~~F~~,CL,~~BR~~,SO4-300.0
27	0809145-1 2X	Sample	080818.met	c:\peaknet\data\080919\080919_027.dxd	F,CL,BR,SO4-300.0
28	0809145-1 50X	Sample	080818.met	c:\peaknet\data\080919\080919_028.dxd	~~F~~,CL,~~BR,SO4~~-300.0
29	0809147-1 100X	Sample	080818.met	c:\peaknet\data\080919\080919_029.dxd	F,CL,NO2,BR,NO3,SO4-300.0
30	0809147-2 50X	Sample	080818.met	c:\peaknet\data\080919\080919_030.dxd	F,CL,NO2,BR,NO3,SO4-300.0
31	0809147-3 50X	Sample	080818.met	c:\peaknet\data\080919\080919_031.dxd	F,CL,NO2,BR,NO3,SO4-300.0
32	0809147-5 50X	Sample	080818.met	c:\peaknet\data\080919\080919_032.dxd	F,CL,NO2,BR,NO3,SO4-300.0
33	CCV	Sample	080818.met	c:\peaknet\data\080919\080919_033.dxd	CCV
34	CCB	Sample	080818.met	c:\peaknet\data\080919\080919_034.dxd	CCB
35	0809147-6 50X	Sample	080818.met	c:\peaknet\data\080919\080919_035.dxd	F,CL,NO2,BR,NO3,SO4-300.0
36	0809147-1MS 100X	Sample	080818.met	c:\peaknet\data\080919\080919_036.dxd	F,CL,NO2,BR,NO3,SO4-300.0
37	0809147-1MSD 100X	Sample	080818.met	c:\peaknet\data\080919\080919_037.dxd	F,CL,NO2,BR,NO3,SO4-300.0
38	0809147-1 2000X	Sample	080818.met	c:\peaknet\data\080919\080919_038.dxd	F,CL,~~NO2,BR,NO3,SO4~~-300.0
39	0809147-2 2000X	Sample	080818.met	c:\peaknet\data\080919\080919_039.dxd	F,CL,~~NO2,BR,NO3,SO4~~-300.0
40	0809147-3 2000X	Sample	080818.met	c:\peaknet\data\080919\080919_040.dxd	F,CL,~~NO2,BR,NO3,SO4~~-300.0
41	0809147-5 2000X	Sample	080818.met	c:\peaknet\data\080919\080919_041.dxd	F,CL,~~NO2,BR,NO3,SO4~~-300.0
42	0809147-6 2000X	Sample	080818.met	c:\peaknet\data\080919\080919_042.dxd	F,CL,~~NO2,BR,NO3,SO4~~-300.0
43	0809143-1MS 5X	Sample	080818.met	c:\peaknet\data\080919\080919_043.dxd	F,CL,BR,SO4-300.0
44	0809138-1	Sample	080818.met	c:\peaknet\data\080919\080919_044.dxd	F,CL,NO2,BR,NO3,PO4,SO4-300.0
45	CCV	Sample	080818.met	c:\peaknet\data\080919\080919_045.dxd	CCV
46	CCB	Sample	080818.met	c:\peaknet\data\080919\080919_046.dxd	CCB
47	0809138-1 5X	Sample	080818.met	c:\peaknet\data\080919\080919_047.dxd	~~F,CL,NO2,BR,NO3,PO4~~,SO4-300.0
48	CCV	Sample	080818.met	c:\peaknet\data\080919\080919_048.dxd	CCV
49	CCB	Sample	080818.met	c:\peaknet\data\080919\080919_049.dxd	CCB
50	STOP.MET	Sample	stop.met		

Default Method Path: C:\PEAKNET\METHOD
Default Data Path: C:\PEAKNET\DATA\080414
Comment:
BatchDx created schedule. Analyst: 9/22/08

JBM 9/22/08

Instrument #1: DIONEX DX-120. ID Serial Number: 99060762
Analytical Column: Dionex IonPac AS14 S/N 022150
Methods: EPA 300.0 and SW9056. Paragon SOP 1113
Eluent: Made daily, 10mL of Eluent Concentrate ID: RG080610-2 to 1000mL of DI water.

	Final	ID		Aliq
cal std level 1 (1000x)	10.00	ST080722-8, ST080623-5		0.01
cal std level 2 (100x)	5.00	"	"	0.05
cal std level 3 (25x)	5.00	"	"	0.20
cal std level 4 (10x)	5.00	"	"	0.50
cal std level 5 (5x)	5.00	"	"	1.00
CCV	5.00	ST080722-8, ST080825-5		0.50
ICV	5.00	ST080225-1		0.25
		ST080623-4		0.05
LCS(aq)	5.00	ST080225-1		0.25
		ST080825-4		0.05
MS/MSD (waters)	5.00	ST080219-9		0.05
		ST080825-3		0.05

Dilutions Table: All to 5mL Final Volume

10X	0.5mL
20X	0.25mL
25X	0.2mL
50X	0.1mL
100X	0.05mL
200X	0.025mL
500X	0.01mL

080922V

JBM 9/22/08

DAILY VERIFICATION FOR ION CHROMATOGRAPH
(Used internally for comparative check purposes)

Analysis Date: 09/22/08
Analyst Name: EAL
Filename for CV: 080922/080922_009.DXD
Calibration Date: 08/18/08
Method ID: 080818.met
Updated Method date: NA

Calibration Equation Verification

Analyte	calibration type:	1st regression coefficient	2nd regression coefficient	intercept	A conc reported by PeakNet ug/L	observed peak area	B conc calc by spread-sheet ug/L	A/B *100 agreement %
Cl	quad. incl. 0,0	-4.081790E-10	7.957583E-03	2.302	10023.8	1353311	10023.8	100.0

Retention Time (RT) Verification

Analyte	RT at calibration	RT in updated method (1st ICV or CCV)	deviation % (calibration vs. update) 10% tolerance	window width tolerance (NA)
F	3.12	3.11	0.3	5.00 %
Cl	4.25	4.21	0.9	5.00 %
NO2-N	5.04	5.00	0.8	4.90 %
Br	6.25	6.17	1.3	7.30 %
NO3-N	7.23	7.12	1.5	10.00%
PO4-P	8.92	8.87	0.6	4.10 %
SO4	10.47	10.40	0.7	4.10 %

Sample Analysis Report

Sample Name : CCV
Data File Name : c:\peaknet\data\080919\080919_009.DXD

Method File Name : c:\peaknet\method\080818.met
Date, Time Analyzed : 9/19/08 2:49:09 PM
System Operator : WETCHEM
Calibration Updated : 8/18/08 11:36:14 AM

Current Date : 9/19/08
Current Time : 3:02:11 PM
Datafile Updated : 9/19/08 3:02:11 PM
Method Comment : Flow rate = 1.2 mL/min, Eluent = ...

Peak Information : All Components

Peak Number	Analyte	Retention Time (min.)	Concentration (ug/L)	Limit Exceeded	Peak Area
2	Fluoride	3.13	4953.9		804500
3	Chloride	4.27	10023.8		1353311
4	Nitrite as N	5.07	5011.6		1382828
5	Bromide	6.29	10069.9		543165
6	Nitrate as N	7.23	10004.3		3640358
7	Orthophosphate as P	8.81	9723.8		1177626
8	Sulfate	10.37	51133.5		5564058
	Nitrate/Nitrite as N				

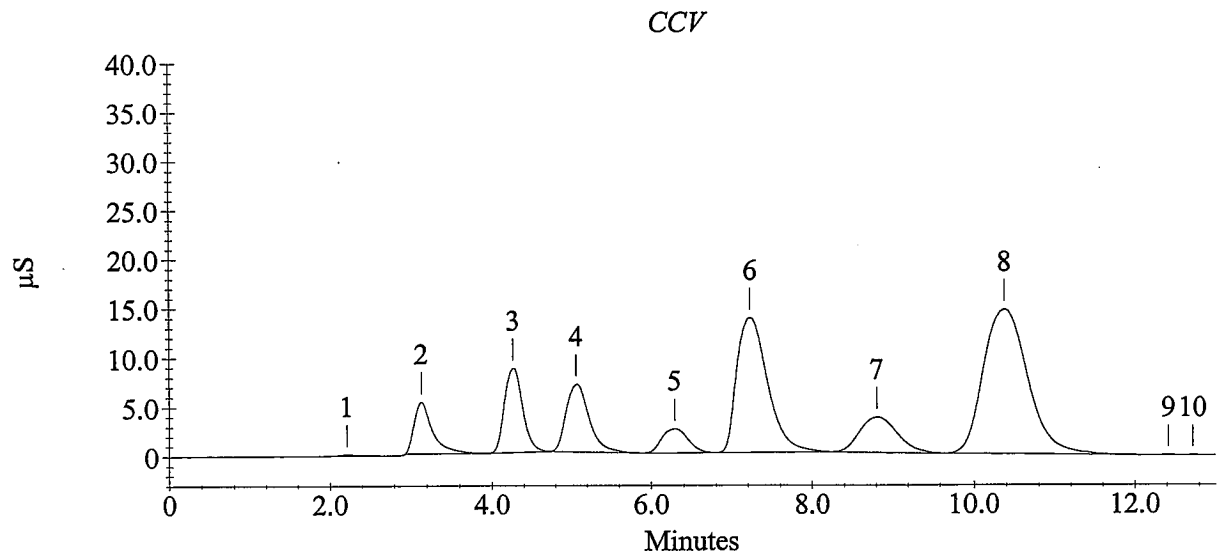

Sample Analysis Report

Sample Name : CCB
Data File Name : c:\peaknet\data\080919\080919_010.DXD

Method File Name : c:\peaknet\method\080818.met
Date, Time Analyzed : 9/19/08 3:02:14 PM
System Operator : WETCHEM
Calibration Updated : 8/18/08 11:36:14 AM

Current Date : 9/19/08
Current Time : 3:15:18 PM
Datafile Updated : 9/19/08 3:15:18 PM
Method Comment : Flow rate = 1.2 mL/min, Eluent = ...

Peak Information : All Components

Peak Number	Analyte	Retention Time (min.)	Concentration (ug/L)	Limit Exceeded	Peak Area
1		2.17	0.0		411
4	Chloride	4.29	163.0	-	20221
	Nitrite as N				
	Bromide				
5	Nitrate as N	7.48	40.1	-	3009
6	Orthophosphate as P	9.00	122.4	-	20362
	Sulfate				
	Nitrate/Nitrite as N				

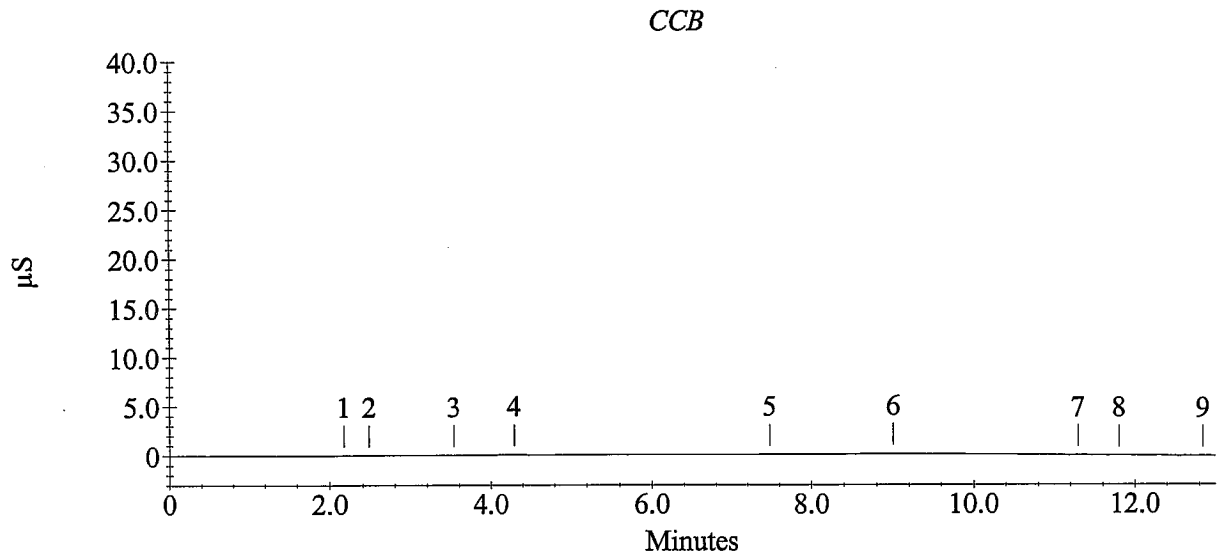

Sample Analysis Report

Sample Name : IC080919-1MB
Data File Name : c:\peaknet\data\080919\080919_011.DXD

Method File Name : c:\peaknet\method\080818.met
Date, Time Analyzed : 9/19/08 3:15:20 PM
System Operator : WETCHEM
Calibration Updated : 8/18/08 11:36:14 AM

Current Date : 9/19/08
Current Time : 3:28:25 PM
Datafile Updated : 9/19/08 3:28:25 PM
Method Comment : Flow rate = 1.2 mL/min, Eluent = ...

Peak Information : All Components

Peak Number	Analyte	Retention Time (min.)	Concentration (ug/L)	Limit Exceeded	Peak Area
1		2.07	0.0		1324
7	Chloride	4.29	46.8	-	5594
	Nitrite as N				
10	Bromide	6.55	36.2	-	1625
	Nitrate as N				
12	Orthophosphate as P	9.05	1.5	-	6459
14	Sulfate	10.47	365.5	-	801
	Nitrate/Nitrite as N				

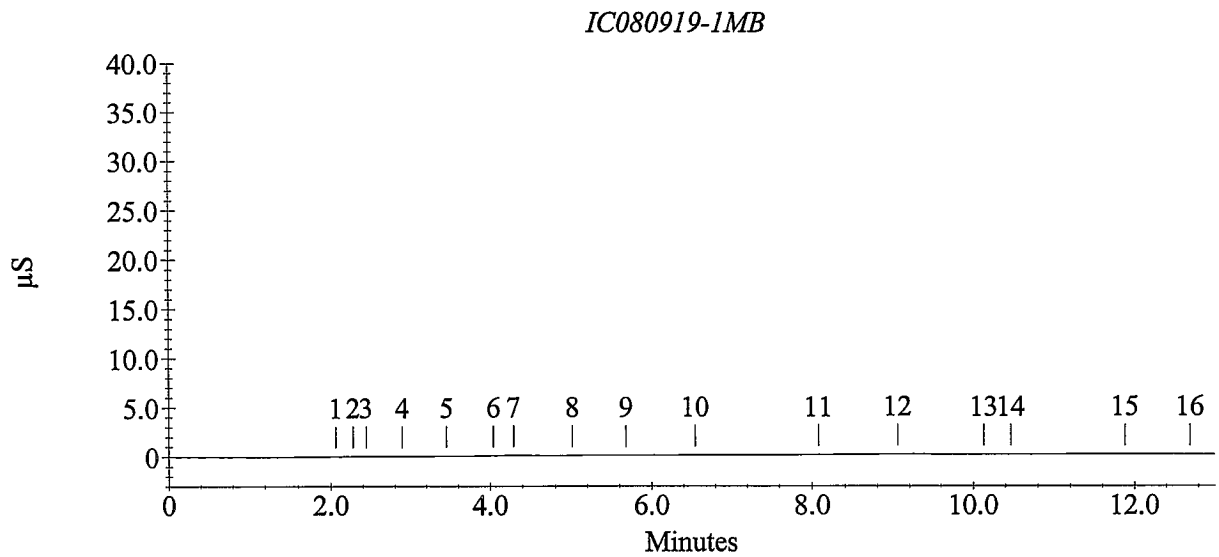

Sample Analysis Report

Sample Name : IC080919-1LCS
Data File Name : c:\peaknet\data\080919\080919_012.DXD

Method File Name : c:\peaknet\method\080818.met
Date, Time Analyzed : 9/19/08 3:28:27 PM
System Operator : WETCHEM
Calibration Updated : 8/18/08 11:36:14 AM

Current Date : 9/19/08
Current Time : 3:41:33 PM
Datafile Updated : 9/19/08 3:41:33 PM
Method Comment : Flow rate = 1.2 mL/min, Eluent = ...

Peak Information : All Components

Peak Number	Analyte	Retention Time (min.)	Concentration (ug/L)	Limit Exceeded	Peak Area
3	Fluoride	3.13	2408.8		375390
4	Chloride	4.27	5171.2		672769
5	Nitrite as N	5.08	1957.8		519725
6	Bromide	6.33	5055.3		266928
7	Nitrate as N	7.33	4850.4		1678751
8	Orthophosphate as P	8.87	4772.4		567110
9	Sulfate	10.39	25365.3		2616547
	Nitrate/Nitrite as N				

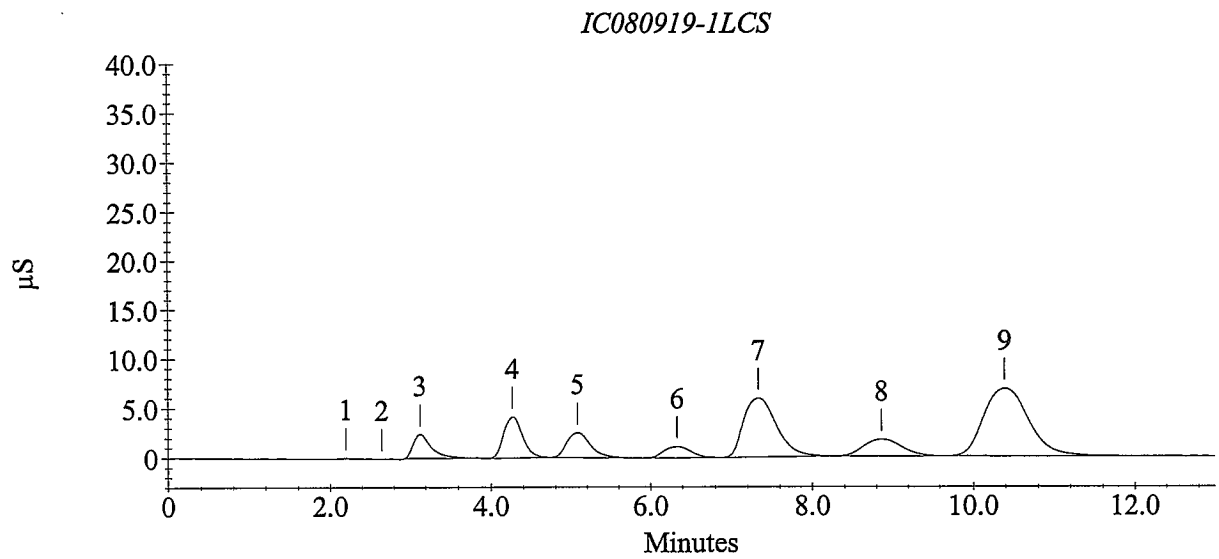

Sample Analysis Report

Sample Name : 0809141-1
Data File Name : c:\peaknet\data\080919\080919_013.DXD

Method File Name : c:\peaknet\method\080818.met
Date, Time Analyzed : 9/19/08 3:41:34 PM
System Operator : WETCHEM
Calibration Updated : 8/18/08 11:36:14 AM

Current Date : 9/19/08
Current Time : 3:54:40 PM
Datafile Updated : 9/19/08 3:54:40 PM
Method Comment : Flow rate = 1.2 mL/min, Eluent = ...

Peak Information : All Components

Peak Number	Analyte	Retention Time (min.)	Concentration (ug/L)	Limit Exceeded	Peak Area
2	Fluoride	3.12	382.6		53264
3	Chloride	4.25	11138.5		1517578
	Nitrite as N				
	Bromide				
5	Nitrate as N	7.25	436.7		136377
7	Orthophosphate as P	8.89	-38.4	-	1867
9	Sulfate	10.35	55604.8		6107294
	Nitrate/Nitrite as N				

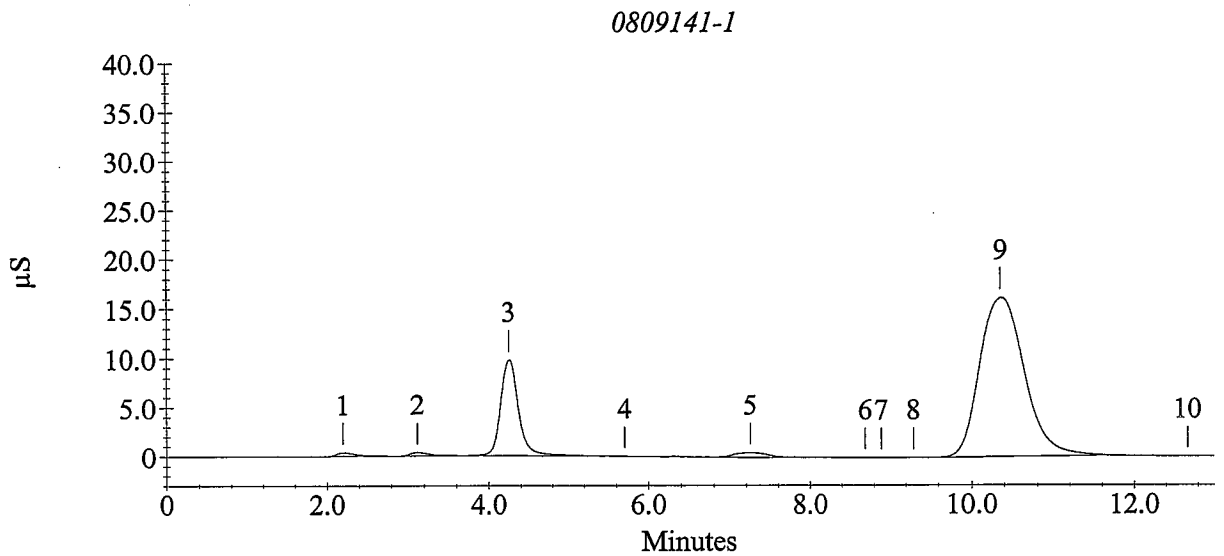

Sample Analysis Report

Sample Name : CCV
Data File Name : c:\peaknet\data\080919\080919_021.DXD

Method File Name : c:\peaknet\method\080818.met
Date, Time Analyzed : 9/19/08 5:26:33 PM
System Operator : WETCHEM
Calibration Updated : 8/18/08 11:36:14 AM

Current Date : 9/19/08
Current Time : 5:39:40 PM
Datafile Updated : 9/19/08 5:39:39 PM
Method Comment : Flow rate = 1.2 mL/min, Eluent = ...

Peak Information : All Components

Peak Number	Analyte	Retention Time (min.)	Concentration (ug/L)	Limit Exceeded	Peak Area
2	Fluoride	3.11	4867.5		789432
3	Chloride	4.21	9845.0		1327253
4	Nitrite as N	5.00	4923.8		1357099
5	Bromide	6.17	9645.0		519291
6	Nitrate as N	7.11	9939.6		3614464
7	Orthophosphate as P	8.81	9766.3		1183011
8	Sulfate	10.35	50584.9		5498122
	Nitrate/Nitrite as N				

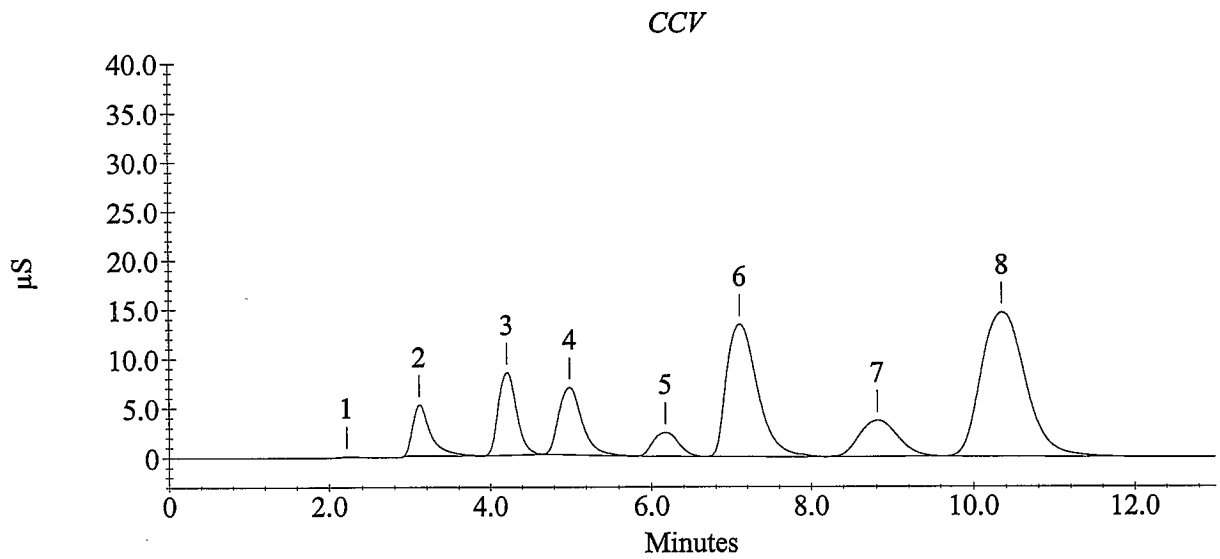

Sample Analysis Report

Sample Name : CCB
Data File Name : c:\peaknet\data\080919\080919_022.DXD

Method File Name : c:\peaknet\method\080818.met
Date, Time Analyzed : 9/19/08 5:39:41 PM
System Operator : WETCHEM
Calibration Updated : 8/18/08 11:36:14 AM

Current Date : 9/19/08
Current Time : 5:52:47 PM
Datafile Updated : 9/19/08 5:52:47 PM
Method Comment : Flow rate = 1.2 mL/min, Eluent = ...

Peak Information : All Components

Peak Number	Analyte	Retention Time (min.)	Concentration (ug/L)	Limit Exceeded	Peak Area
1		2.16	0.0		244
4	Chloride	4.27	23.5	-	2663
5	Nitrite as N	4.91	15.3	-	839
	Bromide				
7	Nitrate as N	7.51	38.8	-	2572
9	Orthophosphate as P	8.92	214.9	-	31005
10	Sulfate	10.09	420.5	-	6341
	Nitrate/Nitrite as N				

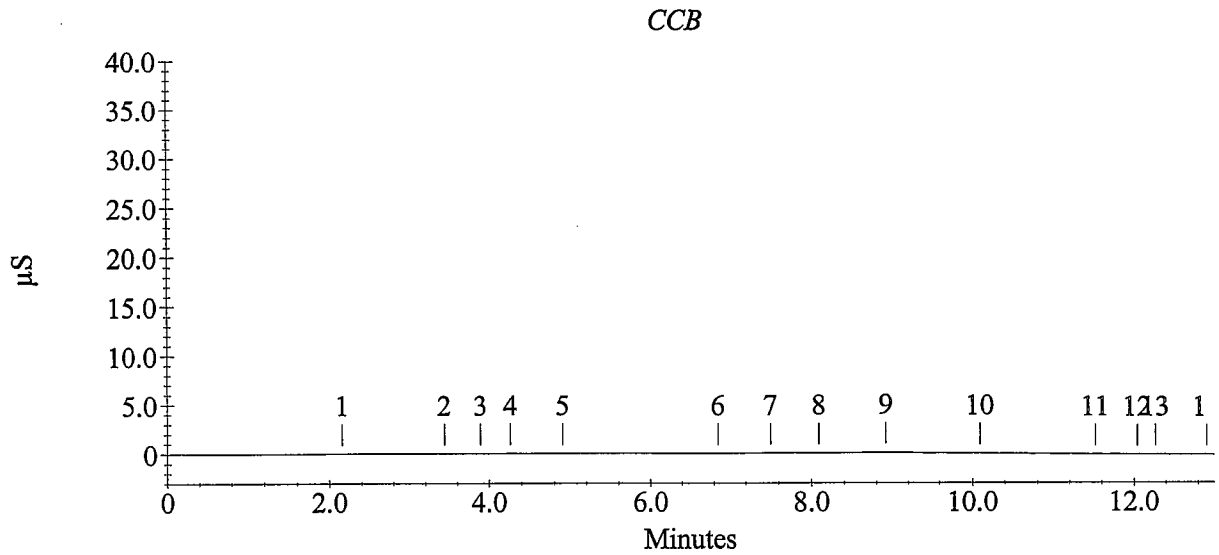

Paragon Analytics

METALS CASE NARRATIVE

URS

Prather Phase 1 Investigation

Order Number - 0809141

1. This report consists of 1 water sample.
2. The sample was received cool and intact on 09/19/08.
3. The sample was to be analyzed for dissolved metals. The sample was filtered through a 0.45 micron filter and preserved with nitric acid to a pH less than two prior to analysis.
4. The sample was prepared for analysis based on SW-846, 3rd Edition procedures.

   For analysis by Trace ICP and ICP-MS, the sample was prepared following methods 6010B and 6020A and PA SOP 806 Rev. 13. The sample was not digested prior to analysis.

   The sample was prepared for ICP-MS analysis of arsenic and selenium by passing the sample and associated QC through a cation exchange column. The cation exchange column removes cations from the matrix and eliminates the CaCl+ (mass 75) interferences.
5. The sample was analyzed following SW-846, 3rd Edition procedures.

   Analysis by Trace ICP followed method 6010B and PA SOP 834 Rev. 7.

   The relationship between intensity and concentration for each element is established using at least four standards, one of which is a blank solution.

   During sample analysis concentrations are computed by the software and the results are printed in mg/L. The instrument software does not provide a printout which gives both intensity and concentration. The validity of the calibration equation is tested by analyzing the following solutions: a blank, a low level check solution with concentrations near the reporting limit, an Initial Calibration Verification (ICV) standard from a 2nd source standard solution with concentrations near the middle of the analytical range, a Continuing Calibration Verification (CCV) standard with concentrations at two times those in the ICV, and a readback of the highest calibration standard.

These solutions provide verification that the calibration equations are functioning properly throughout the analytical range of the instrument. During sample analysis dilutions are made for analytes found at concentrations above the highest calibration standard. No results are taken from extrapolations beyond the highest standard.

Analysis by ICP-MS followed method 6020A and PA SOP 827 Rev. 6.

The relationship between intensity and concentration for each element is established using at least four standards, one of which is a blank solution. A calibration equation relating instrument response to concentration is developed by the instrument software. The equation is a higher order polynomial. This type of equation is used to improve quantitation accuracy at lower concentrations where the relationship between concentration and instrument response is non-linear.

During sample analysis concentrations are computed by the software and the results are printed in ug/L. The validity of the calibration equation is tested by analyzing the following solutions: a blank, a low level check solution with concentrations near the reporting limit, an Initial Calibration Verification (ICV) standard from a 2nd source standard solution with concentrations near the middle of the analytical range, a Continuing Calibration Verification (CCV) standard with concentrations near the middle of the analytical range but different than those in the ICV, and a readback of the highest calibration standard.

These solutions provide verification that the calibration equations are functioning properly throughout the analytical range of the instrument. During sample analysis dilutions are made for analytes found at concentrations above the highest calibration standard. No results are taken from extrapolations beyond the highest standard.

6. All standards and solutions are NIST traceable and were used within their recommended shelf life.
7. The sample was prepared and analyzed within the established hold times.

All in house quality control procedures were followed, as described below.

8. General quality control procedures.
   - A filter (method) blank was filtered and preserved at the same time as the samples. A laboratory control sample was also prepared with the samples in the arsenic and selenium batch. There were not more than 20 samples associated with each filtered blank.
   - The preparation (method) blank associated with each batch was below the practical quantitation limit for each requested analyte.
   - The laboratory control sample associated with the arsenic and selenium batch was within the acceptance limits.

- All initial and continuing calibration blanks associated with each analytical batch were below the practical quantitation limits for the requested analytes.
- All initial and continuing calibration verifications associated with each analytical batch were within the acceptance criteria for the requested analytes. This indicates a valid calibration and stable instrument conditions.
- The high standard readbacks associated with Method 6010B and 6020A analyses were within acceptance criteria.
- The interference check samples associated with Method 6010B were within acceptance criteria.
- The interference check samples associated with Method 6020A were analyzed.

9. Matrix specific quality control procedures.

   Sample 0809141-1 was designated as the quality control sample for each analysis.

   Similarity of matrix and therefore relevance of the QC results should not be automatically inferred for any sample other than the native sample selected for QC.

   - A matrix spike and matrix spike duplicate were analyzed with each batch. All acceptance criteria for accuracy were met with the following exceptions:

Analyte	Sample ID
Boron	0808141-1MS & MSD
Calcium	0808141-1MSD
Magnesium	0808141-1MS & MSD
Potassium	0808141-1MS & MSD
Sodium	0808141-1MS & MSD

     The native sample results are flagged for matrix spike failure.

   - A matrix spike duplicate was analyzed with each batch. All acceptance criteria for precision were met.
   - A serial dilution was analyzed with each batch. All acceptance criteria were met with the following exceptions:

Analyte	Sample ID
Potassium	0809141-1L
Sodium	0809141-1L

     The native sample results are flagged for serial dilution failure.

10. It is a standard PA practice that samples for ICP-MS are analyzed at a dilution.

The data contained in the following report have been reviewed and approved by the personnel listed below. In addition, Paragon Analytics certifies that the analyses reported herein are true, complete and correct within the limits of the methods employed.

Emily Knodel
Inorganics Primary Data Reviewer

09-25-08
Date

Inorganics Final Data Reviewer

9/25/08
Date

Inorganic Data Reporting Qualifiers

The following qualifiers are used by the laboratory when reporting results of inorganic analyses.

- Result qualifier -- A "B" is entered if the reported value was obtained from a reading that was less than the Practical Quantitation Limit but greater than or equal to the Method Detection Limit (MDL). If the analyte was analyzed for but not detected a "U" is entered.

- QC qualifier -- Specified entries and their meanings are as follows:

  E - The reported value is estimated because of the presence of interference. An explanatory note may be included in the narrative.

  M - Duplicate injection precision was not met.

  N - Spiked sample recovery not within control limits. A post spike is analyzed for all ICP analyses when the matrix spike and or spike duplicate fail and the native sample concentration is less than four times the spike added concentration.

  Z - Spiked recovery not within control limits. An explanatory note may be included in the narrative.

  * - Duplicate analysis (relative percent difference) not within control limits.

  S - SAR value is estimated as one or more analytes used in the calculation were not detected above the detection limit.

Chain of Custody

Paragon Analytics

Sample Number(s) Cross-Reference Table

Paragon OrderNum: 0809141
Client Name: URS
Client Project Name: Prather Phase 1 Investigation
Client Project Number:
Client PO Number: Prather-2008

Client Sample Number	Lab Sample Number	COC Number	Matrix	Date Collected	Time Collected
PS-MW02D	0809141-1		WATER	17-Sep-08	14:30
PS-MW02S	0809141-2		WATER	17-Sep-08	13:27
Trip Blank	0809141-3		WATER	18-Sep-08	16:00

0809141

CHAIN OF CUSTODY RECORD / ANALYTICAL SERVICES AGREEMENT

Mail Original Report to: URS Corporation
Attn: Mark Levorsen
Address: 8181 East Tufts Ave.
City/State/Zip: Denver, CO 80237
Telephone #: 303 694 2770 Fax #: 303 930 6040
Email: Mark_Levorsen@urscorp.com

Mail Invoice to: Same
Attn:
Address:
City/State/Zip:
Telephone #: Fax #:
Project ID #: Prather Phase I Investigation
P.O. #: Quote #
Sampler: Kelly Bates

	Fax	PDF	EDD
Report also by	✓	✓	✓

	Yes	No
Standard 10 working days	✓	
UST Analyses per Fee Schedule		✓
Report chromatograms	✓	

Report Results by: _____ (date)**

Evergreen Analytical Laboratory
4036 Youngfield Street
Wheat Ridge, Colorado 80033
(303) 425-6021
FAX (303) 425-6854
(877) 737-4521
e-mail info@evergreenanalytical.com

NOTE: *Identify Known Hazards Below*

	SAMPLE IDENTIFICATION	DATE SAMPLED	TIME	No. of Containers	Drinking Water	Discharge Water	Ground Water	Soil	Sludge	Other (specify): Potable	VOCs 8260 M	Dissolved Methane	Trace Metals	Major Cations	Major Anions	Sulfide	Total Alkalinity	TDS	Conductivity
1	PS-MW02D	9/17/08	11:30	10			X				X	X	X	X	X	X	X	X	X
2	PS-MW02S	9/17/08	13:27	3			X				X								
3	Trip Blank	9/18/08	16:00	3						X	X								
	Sample Fraction																		

Rush Turn Around Time

** Subject to surcharge & exceptions noted in fee schedule.

- [x] less than 24 hrs, +150%*
- [ ] 1 -2 work days, +100%*
- [ ] 3 -5 work days, +50%
- [ ] 6 - 9 work days, +25%

* Not all tests are available for this TAT

Loc

Instructions: See Attached Sheet for Required Analysis -

Anions (check): [ ] Nitrate [ ] Nitrite [ ] Chloride [ ] Sulfate [ ] Bromide [ ] O-Phosphate [ ] Fluoride

Relinquished by: (Signature)	Date/Time	Received by: (Signature)	Date/Time
[signature]	9/18/08 16:30	Cheryl Trumble	9-19-08 1000
Relinquished by: (Signature) ∞	Date/Time	Received by: (Signature)	Date/Time

For Laboratory Use Only

W.O. #		Seals Present	Y/N/NA
B.O.F. #	/	Samples Preserved	Y/N/NA
C/S (O)	/	Headspace	Y/N/NA
C/S (I)	/	Ice	Y/N
Temp C		By	

0809141

Table 2 - Aqueous Sample Collection, Handling, and Analysis Summary

Analyte Class	Analysis	Method	Reporting Limit	Holding Time	Bottle and Preservation
Organics	Volatile Organics (including BTEX)	SW8260M extended	Varies by analyte	14 days	3 x 40 ml glass vial, pH < 2 with HCl, ≤6°C
	Methane	RSK-175	1.0 mg/l	7 days	3 x 40 ml glass vial. ≤6°C
Trace and Other Metals	Arsenic, dissolved	SW6020	0.002 mg/l	6 months	field-filtered into 1 L poly bottle, pH < 2 with HNO_3, ≤6°C
	Barium, dissolved		0.025 mg/l		
	Boron, dissolved		0.2 mg/l		
	Cadmium, dissolved		0.001 mg/l		
	Chromium, dissolved		0.005 mg/l		
	Copper, dissolved		0.025 mg/l		
	Lead, dissolved		0.005 mg/l		
	Selenium, dissolved		0.005 mg/l		
	Silver, dissolved		0.002 mg/l		
Major Cations	Calcium, dissolved	SW6010B	0.387 mg/l		
	Iron, dissolved		0.07 mg/l		
	Magnesium, dissolved		0.15 mg/l		
	Manganese, dissolved		0.005 mg/l		
	Potassium, dissolved		0.34 mg/l		
	Sodium, dissolved		0.4 mg/l		
Major Anions	Bromide	EPA 300.0	0.2 mg/l	28 days	1 L poly bottle, ≤6°C
	Chloride		0.5 mg/l		
	Sulfate		0.5 mg/l		
	Nitrite + Nitrate as N		0.061 mg/l		
	Fluoride	SM4500-F C	0.2 mg/l	28 days	
	Bicarbonate alkalinity	SM2320B	5 mg/l	14 days	
	Carbonate alkalinity		5 mg/l		
	Hydroxide alkalinity		5 mg/l		

Trace Metals & Major cations are non-filtered & non-preserved. Needs to be done @ the lab Thx.

Analyte Class	Analysis	Method	Reporting Limit	Holding Time	Bottle and Preservation
	Total alkalinity		5 mg/l		
	Total Dissolved Solids (TDS)	EPA 160.1	10 mg/l	7 days	
	Sulfide	SM4500-S C/F	0.5 mg/l	7 days	5 ml of 10N Zinc acetate, pH > 9 with NaOH ≤6°C
Other Parameters	Conductivity	SM2510B	1 mmhos/cm	48 hours	≤6°C
	Cation/Anion Charge Balance	SM1030F (calculation)	NA	NA	NA

SW = Test Methods for Evaluating Solid Waste, Physical/Chemical Methods, USEPA Office of Solid Waste (SW-846), including all updates.
SM = Standard Methods for the Examination of Water and Wastewater, 20th Edition, EPA.
EPA = Methods for the Chemical Analysis of Water and Wastewater (MCAWW), 1983, EPA
NA = Not applicable

CONDITION OF SAMPLE UPON RECEIPT FORM **Paragon Analytics**

Client: URS Workorder No: 0809141

Project Manager: DF Initials: CT Date: 9-19-08

1.	Does this project require any **special handling** in addition to standard Paragon procedures?		YES	(NO)
2.	Are custody **seals** on **shipping containers** intact?	NONE	(YES)	NO
3.	Are Custody seals on **sample containers** intact?	(NONE)	YES	NO
4.	Is there a **COC (Chain-of-Custody) present** or other representative documents?		(YES)	NO
5.	Are the **COC and bottle labels complete and legible**?		(YES)	NO
6.	Is the **COC in agreement** with samples received? (IDs, dates, times, no. of samples, no. of containers, matrix, requested analyses, etc.)		(YES)	NO
7.	Were **airbills / shipping documents** present and/or removable?	DROP OFF	(YES)	NO
8.	Are all aqueous **samples requiring preservation preserved correctly?** (excluding volatiles)	N/A	YES	(NO)
9.	Are all aqueous **non-preserved samples pH 4-9**?	N/A	(YES)	NO
10.	Is there **sufficient sample** for the requested analyses?		(YES)	NO
11.	Were all samples placed in the **proper containers** for the requested analyses?		(YES)	NO
12.	Are all samples within **holding times** for the requested analyses?		(YES)	NO
13.	Were all sample containers received **intact**? (not broken or leaking, etc.)		(YES)	NO
14.	Are all samples requiring **no** headspace (**VOC, GRO, RSK/MEE, Rx CN/S, radon**) headspace free? **Size of bubble**: ✓ < green pea ____ > green pea	N/A	YES	(NO)
15.	Do perchlorate LCMS-MS samples **have** headspace? (at least 1/3 of container required)	(N/A)	YES	NO
16.	Were samples checked for and free from the presence of **residual chlorine?** (Applicable when PM has indicated samples are from a chlorinated water source; note if field preservation with sodium thiosulfate was not observed.)	(N/A)	YES	NO
17.	Were the samples **shipped on ice**?		(YES)	NO
18.	Were cooler temperatures measured at 0.1-6.0°C? **IR gun used*: #2 (#4)**	RAD ONLY	(YES)	NO

Cooler #:	1							
Temperature (°C):	4.0							
No. of custody seals on cooler:	1							
DOT Survey/ Acceptance Information — External µR/hr reading:	14							
Background µR/hr reading:	12							

Were external µR/hr readings ≤ two times background and within DOT acceptance criteria? (YES) / NO / NA (If no, see Form 008.)

Additional Information: PROVIDE DETAILS BELOW FOR A NO RESPONSE TO ANY QUESTION ABOVE, EXCEPT #1 AND #16.

0809141-3-1 - Headspace

Sulfide bottle was at pH 7 - NO further preservation performed as directed by URS-

If applicable, was the client contacted? **YES / NO / NA** Contact: _____ Date/Time: _____

Project Manager Signature / Date: Debbie Fazio 9/19/08

*IR Gun #2: Oakton, SN 29922500201-0066 *IR Gun #4: Oakton, SN 2372220101-0002

VIA

0689

FZ 09.19

0809141

141

76

FedEx Express US Airbill

FedEx Tracking Number 8662 6664 0689

RECIPIENT: PEEL HERE

1 From This portion can be removed for Recipient's records.

Date 9/15/05 FedEx Tracking Number 866266640689

Sender's Name Kris Pence Phone ~~800 433-1574~~ 970 243 3291

Company UIRL COMPLIANCE SOLUTIONS

Address 215 NORTH AVE STE 1 Dept./Floor/Suite/Room

City GRAND JUNCTION State CO ZIP 81501

2 Your Internal Billing Reference

4.0°C

3 To

Recipient's Name Sample Receiving Phone 800 433 1574

Company Paragon Analytics, INC.

Recipient's Address 255 Commerce Drive

We cannot deliver to P.O. boxes or P.O. ZIP codes.

Address Dept./Floor/Suite/Room

To request a package be held at a specific FedEx location, print FedEx address here.

City Fort Collins State CO ZIP 80524

0384077063

Recipient's Copy

4a Express Package Service

Packages up to 150 lbs.

- [X] FedEx Priority Overnight — Next business morning.* Friday shipments will be delivered on Monday unless SATURDAY Delivery is selected.
- [ ] FedEx Standard Overnight — Next business afternoon.* Saturday Delivery NOT available.
- [ ] FedEx First Overnight — Earliest next business morning delivery to select locations.* Saturday Delivery NOT available.
- [ ] FedEx 2Day — Second business day.* Thursday shipments will be delivered on Monday unless SATURDAY Delivery is selected.
- [ ] FedEx Express Saver — Third business day.* Saturday Delivery NOT available.

FedEx Envelope rate not available. Minimum charge: One-pound rate.

* To most locations.

4b Express Freight Service

Packages over 150 lbs.

- [ ] FedEx 1Day Freight* — Next business day.** Friday shipments will be delivered on Monday unless SATURDAY Delivery is selected.
- [ ] FedEx 2Day Freight — Second business day.** Thursday shipments will be delivered on Monday unless SATURDAY Delivery is selected.
- [ ] FedEx 3Day Freight — Third business day.** Saturday Delivery NOT available.

* Call for Confirmation:

** To most locations.

5 Packaging

- [ ] FedEx Envelope†
- [ ] FedEx Pak* — Includes FedEx Small Pak, FedEx Large Pak, and FedEx Sturdy Pak.
- [ ] FedEx Box
- [ ] FedEx Tube
- [X] Other

* Declared value limit $500.

6 Special Handling

Include FedEx address in Section 3.

- [ ] SATURDAY Delivery — Not available for FedEx Standard Overnight, FedEx First Overnight, FedEx Express Saver, or FedEx 3Day Freight.
- [ ] HOLD Weekday at FedEx Location — Not available for FedEx First Overnight.
- [ ] HOLD Saturday at FedEx Location — Available ONLY for FedEx Priority Overnight and FedEx 2Day to select locations.

Does this shipment contain dangerous goods? One box must be checked.

- [X] No
- [ ] Yes — As per attached Shipper's Declaration.
- [ ] Yes — Shipper's Declaration not required.
- [ ] Dry Ice — Dry Ice, 9, UN 1845 ____ x ____ kg

Dangerous goods (including dry ice) cannot be shipped in FedEx packaging.

- [ ] Cargo Aircraft Only

7 Payment *Bill to:* Enter FedEx Acct. No. or Credit Card No. below.

- [X] Sender — Acct. No. in Section 1 will be billed.
- [ ] Recipient
- [ ] Third Party
- [ ] Credit Card
- [ ] Cash/Check

Obtain Recip. Acct. No. [ ]

[redacted]

Total Packages	Total Weight	[redacted]
1	19	

†Our liability is limited to $100 unless you declare a higher value. See the current FedEx

12

Sample Results

Dissolved ICP Metals

Method SW6010B

Sample Results

Lab Name: **Paragon Analytics**
Work Order Number: 0809141
Client Name: URS
ClientProject ID: Prather Phase 1 Investigation

Field ID: PS-MW02D
Lab ID: 0809141-1

Sample Matrix: WATER
% Moisture: N/A
Date Collected: 17-Sep-08
Date Extracted: 22-Sep-08
Date Analyzed: 22-Sep-08
Prep Method: SW3005 Rev A

Prep Batch: IP080922-10
QCBatchID: IP080922-10-3
Run ID: IT080922-2A8
Cleanup: NONE
Basis: As Received
File Name: 080922A.

Sample Aliquot: 5 ml
Final Volume: 5 ml
Result Units: UG/L
Clean DF: 1

CASNO	Target Analyte	Dilution Factor	Result	Reporting Limit	MDL	Result Qualifier	EPA Qualifier
7440-39-3	BARIUM	1	75	100	0.1	B	
7440-42-8	BORON	1	69	100	3.6	B	N
7440-70-2	CALCIUM	1	50000	1000	14		N
7440-47-3	CHROMIUM	1	10	10	0.51	U	
7440-50-8	COPPER	1	10	10	0.47	U	
7439-89-6	IRON	1	100	100	8.3	U	
7439-95-4	MAGNESIUM	1	21000	1000	7.5		N
7439-96-5	MANGANESE	1	37	10	0.15		
7440-09-7	POTASSIUM	1	6900	1000	29		EN
7440-23-5	SODIUM	1	42000	1000	6		EN

Data Package ID: *IT0809141-1*

Dissolved ICPMS Metals

Method SW6020A

Sample Results

Lab Name: **Paragon Analytics**
Work Order Number: 0809141
Client Name: URS
ClientProject ID: Prather Phase 1 Investigation

Field ID: PS-MW02D
Lab ID: 0809141-1

Sample Matrix: WATER
% Moisture: N/A
Date Collected: 17-Sep-08
Date Extracted: 23-Sep-08
Date Analyzed: 23-Sep-08
Prep Method: SW3005 Rev A

Prep Batch: IP080923-22
QCBatchID: IP080923-22-1
Run ID: IM080923-1A3
Cleanup: NONE
Basis: As Received
File Name: 23SEP08A

Sample Aliquot: 50 g
Final Volume: 50 g
Result Units: UG/L
Clean DF: 1

CASNO	Target Analyte	Dilution Factor	Result	Reporting Limit	MDL	Result Qualifier	EPA Qualifier
7440-38-2	ARSENIC	10	74	2	0.11		
7440-43-9	CADMIUM	10	0.12	0.3	0.042	B	
7439-92-1	LEAD	10	0.087	0.5	0.045	B	
7782-49-2	SELENIUM	10	6.1	1	0.11		
7440-22-4	SILVER	10	0.03	0.1	0.014	B	

Data Package ID: *IM0809141-1*

Summary Report Forms

ICP Metals

Method SW6010B
Method Blank

Lab Name: **Paragon Analytics**
Work Order Number: 0809141
Client Name: URS
ClientProject ID: Prather Phase 1 Investigation

Lab ID: F080919-1MB

Sample Matrix: WATER
% Moisture: N/A
Date Collected: N/A
Date Extracted: 22-Sep-08
Date Analyzed: 22-Sep-08

Prep Batch: IP080922-10
QCBatchID: IP080922-10-3
Run ID: IT080922-2A8
Cleanup: NONE
Basis: N/A
File Name: 080922A.

Sample Aliquot: 5 ml
Final Volume: 5 ml
Result Units: UG/L
Clean DF: 1

CASNO	Target Analyte	DF	Result	Reporting Limit	MDL	Result Qualifier	EPA Qualifier
7440-39-3	BARIUM	1	-0.64	100	0.1	B	
7440-42-8	BORON	1	100	100	3.6	U	
7440-70-2	CALCIUM	1	-40	1000	14	B	
7440-47-3	CHROMIUM	1	0.62	10	0.51	B	
7440-50-8	COPPER	1	-2.5	10	0.47	B	
7439-89-6	IRON	1	100	100	8.3	U	
7439-95-4	MAGNESIUM	1	-30	1000	7.5	B	
7439-96-5	MANGANESE	1	-0.36	10	0.15	B	
7440-09-7	POTASSIUM	1	140	1000	29	B	
7440-23-5	SODIUM	1	180	1000	6	B	

Data Package ID: *IT0809141-1*

ICP Metals

Method SW6010B

Matrix Spike And Matrix Spike Duplicate

Lab Name: **Paragon Analytics**
Work Order Number: 0809141
Client Name: URS
ClientProject ID: Prather Phase 1 Investigation

Field ID: PS-MW02D
LabID: 0809141-1MS

Sample Matrix: WATER
% Moisture: N/A
Date Collected: 17-Sep-08
Date Extracted: 22-Sep-08
Date Analyzed: 22-Sep-08
Prep Method: SW3005 Rev A

Prep Batch: IP080922-10
QCBatchID: IP080922-10-3
Run ID: IT080922-2A8
Cleanup: NONE
Basis: As Received

Sample Aliquot: 5 ml
Final Volume: 5 ml
Result Units: UG/L
File Name: 080922A.

CASNO	Target Analyte	Sample Result	Samp Qual	MS Result	MS Qual	Reporting Limit	Spike Added	MS % Rec.	Control Limits
7440-39-3	BARIUM	75	B	2400		100	2000	116	80 - 120%
7440-42-8	BORON	69	B	1300	N	100	1000	123	80 - 120%
7440-70-2	CALCIUM	50000		98500		1000	40000	120	80 - 120%
7440-47-3	CHROMIUM	10	U	205		10	200	102	80 - 120%
7440-50-8	COPPER	10	U	300		10	250	120	80 - 120%
7439-89-6	IRON	100	U	1010		100	1000	101	80 - 120%
7439-95-4	MAGNESIUM	21000		72800	N	1000	40000	130	80 - 120%
7439-96-5	MANGANESE	37		537		10	500	100	80 - 120%
7440-09-7	POTASSIUM	6900		67700	N	1000	40000	152	80 - 120%
7440-23-5	SODIUM	42000		95300	N	1000	40000	132	80 - 120%

Data Package ID: *IT0809141-1*

ICP Metals

Method SW6010B

Matrix Spike And Matrix Spike Duplicate

Lab Name: **Paragon Analytics**
Work Order Number: 0809141
Client Name: URS
ClientProject ID: Prather Phase 1 Investigation

Field ID: PS-MW02D
LabID: 0809141-1MSD

Sample Matrix: WATER
% Moisture: N/A
Date Collected: 17-Sep-08
Date Extracted: 22-Sep-08
Date Analyzed: 22-Sep-08
Prep Method: SW3005 Rev A

Prep Batch: IP080922-10
QCBatchID: IP080922-10-3
Run ID: IT080922-2A8
Cleanup: NONE
Basis: As Received

Sample Aliquot: 5 ml
Final Volume: 5 ml
Result Units: UG/L
File Name: 080922A.

CASNO	Target Analyte	MSD Result	MSD Qual	Spike Added	MSD % Rec.	Reporting Limit	RPD Limit	RPD
7440-39-3	BARIUM	2360		2000	114	100	20	1
7440-42-8	BORON	1300	N	1000	123	100	20	0
7440-70-2	CALCIUM	102000	N	40000	129	1000	20	4
7440-47-3	CHROMIUM	209		200	105	10	20	2
7440-50-8	COPPER	297		250	119	10	20	1
7439-89-6	IRON	1020		1000	102	100	20	0
7439-95-4	MAGNESIUM	73900	N	40000	133	1000	20	1
7439-96-5	MANGANESE	542		500	101	10	20	1
7440-09-7	POTASSIUM	67400	N	40000	151	1000	20	0
7440-23-5	SODIUM	95600	N	40000	133	1000	20	0

Data Package ID: *IT0809141-1*

ICP Metals

Method SW6010

Serial Dilution

Lab Name: **Paragon Analytics**
Work Order Number: 0809141
Client Name: URS
ClientProject ID: Prather Phase 1 Investigation

Field ID: PS-MW02D
Lab ID: 0809141-1L

Run ID: IT080922-2A8
Date Analyzed: 22-Sep-08
Result Units: ug/l

CASNO	Target Analyte	Sample Result	Samp Qual	SD Result	SD Qual	EPA Qualifier	%D
7440-39-3	BARIUM	74.8	B	70.3	B		6
7440-42-8	BORON	68.5	B	66.3	B		
7440-70-2	CALCIUM	50500		52500			4
7440-47-3	CHROMIUM	0.540	U	2.70	U		
7440-50-8	COPPER	1.27	U	6.35	U		
7439-89-6	IRON	3.10	U	15.5	U		
7439-95-4	MAGNESIUM	20800		20200			3
7439-96-5	MANGANESE	37.4		36.6	B		2
7440-09-7	POTASSIUM	6860		5380		E	22
7440-23-5	SODIUM	42300		37100		E	12

Data Package ID: *IT0809141-1*

Prep Batch ID: IP080922-10

Start Date: 09/22/08
Start Time: 8:00
Prep Analyst: Roy T. French

End Date: 09/22/08
End Time: 9:00

Concentration Method: NONE
Extract Method: SW3005A
Initial Volume Units: ml
Final Volume Units: ml

Batch Created By: RTF
Date Created: 09/22/08
Time Created: 17:16
Validated By: RTF
Date Validated: 09/22/08
Time Validated: 17:29

Comments:

NOT DIGESTED

QC Batch ID: IP080922-10-3

Lab ID	QC Type	Field ID	Matrix	Date Collected	Initial Wt/Vol	Final Wt/Vol	Cleanup Method	Cleanup DF	Order Number
F080919-1	MB	XXXXXX	WATER	XXXXXX	5	5	NONE	1	0809141
0809141-1	MS	PS-MW02D	WATER	9/17/2008	5	5	NONE	1	0809141
0809141-1	MSD	PS-MW02D	WATER	9/17/2008	5	5	NONE	1	0809141
0809141-1	SMP	PS-MW02D	WATER	9/17/2008	5	5	NONE	1	0809141

QC Types

CAR	Carrier reference sample	DUP	Laboratory Duplicate
LCS	Laboratory Control Sample	LCSD	Laboratory Control Sample Duplicat
MB	Method Blank	MS	Laboratory Matrix Spike
MSD	Laboratory Matrix Spike Duplicate	REP	Sample replicate
SMP	Field Sample	SYS	Sample Yield Spike

ICP Metals

Method SW6010

Calibration Verifications

Lab Name: **Paragon Analytics**
Work Order Number: 0809141
Client Name: URS
ClientProject ID: Prather Phase 1 Investigation

Lab ID: ICV
QC Type: Initial Calibration

File Name: 080922A.

Run ID: IT080922-2A8
Date Analyzed: 09/22/2008
Time Analyzed: 10:28
Result Units: MG/L

CASNO	Target Analyte	Spike Added	Result	Reporting Limit	Result Qualifier	% Rec.	Control Limits
7440-39-3	BARIUM	0.5	0.511	0.1		102	90 - 110%
7440-42-8	BORON	0.5	0.538	0.1		108	90 - 110%
7440-70-2	CALCIUM	25	26.5	1		106	90 - 110%
7440-47-3	CHROMIUM	0.5	0.502	0.01		100	90 - 110%
7440-50-8	COPPER	0.5	0.541	0.01		108	90 - 110%
7439-89-6	IRON	10	10.4	0.1		104	90 - 110%
7439-95-4	MAGNESIUM	25	26.7	1		107	90 - 110%
7439-96-5	MANGANESE	0.5	0.502	0.01		100	90 - 110%
7440-09-7	POTASSIUM	25	25.2	1		101	90 - 110%
7440-23-5	SODIUM	25	25.2	1		101	90 - 110%

Data Package ID: *IT0809141-1*

ICP Metals

Method SW6010

Calibration Verifications

Lab Name: **Paragon Analytics**
Work Order Number: 0809141
Client Name: URS
ClientProject ID: Prather Phase 1 Investigation

Lab ID: CCV1
QC Type: Continuing Calibration
File Name: 080922A.

Run ID: IT080922-2A8
Date Analyzed: 09/22/2008
Time Analyzed: 10:39
Result Units: MG/L

CASNO	Target Analyte	Spike Added	Result	Reporting Limit	Result Qualifier	% Rec.	Control Limits
7440-39-3	BARIUM	1	1	0.1		100	90 - 110%
7440-42-8	BORON	1	1.04	0.1		104	90 - 110%
7440-70-2	CALCIUM	50	51.2	1		102	90 - 110%
7440-47-3	CHROMIUM	1	0.961	0.01		96	90 - 110%
7440-50-8	COPPER	1	1.05	0.01		105	90 - 110%
7439-89-6	IRON	20	20.1	0.1		101	90 - 110%
7439-95-4	MAGNESIUM	50	51.6	1		103	90 - 110%
7439-96-5	MANGANESE	1	0.959	0.01		96	90 - 110%
7440-09-7	POTASSIUM	50	50.3	1		101	90 - 110%
7440-23-5	SODIUM	50	49.9	1		100	90 - 110%

Data Package ID: *IT0809141-1*

ICP Metals

Method SW6010
Calibration Verifications

Lab Name: **Paragon Analytics**
Work Order Number: 0809141
Client Name: URS
ClientProject ID: Prather Phase 1 Investigation

Lab ID: CCV2
QC Type: Continuing Calibration

File Name: 080922A.

Run ID: IT080922-2A8
Date Analyzed: 09/22/2008
Time Analyzed: 11:04
Result Units: MG/L

CASNO	Target Analyte	Spike Added	Result	Reporting Limit	Result Qualifier	% Rec.	Control Limits
7440-39-3	BARIUM	1	0.99	0.1		99	90 - 110%
7440-42-8	BORON	1	1.03	0.1		103	90 - 110%
7440-70-2	CALCIUM	50	50.6	1		101	90 - 110%
7440-47-3	CHROMIUM	1	0.951	0.01		95	90 - 110%
7440-50-8	COPPER	1	1.03	0.01		103	90 - 110%
7439-89-6	IRON	20	19.7	0.1		99	90 - 110%
7439-95-4	MAGNESIUM	50	50.8	1		102	90 - 110%
7439-96-5	MANGANESE	1	0.945	0.01		94	90 - 110%
7440-09-7	POTASSIUM	50	49.8	1		100	90 - 110%
7440-23-5	SODIUM	50	49.5	1		99	90 - 110%

Data Package ID: *IT0809141-1*

ICP Metals

Method SW6010
Calibration Verifications

Lab Name: **Paragon Analytics**
Work Order Number: 0809141
Client Name: URS
ClientProject ID: Prather Phase 1 Investigation

Lab ID: CCV3
QC Type: Continuing Calibration
File Name: 080922A.

Run ID: IT080922-2A8
Date Analyzed: 09/22/2008
Time Analyzed: 11:30
Result Units: MG/L

CASNO	Target Analyte	Spike Added	Result	Reporting Limit	Result Qualifier	% Rec.	Control Limits
7440-39-3	BARIUM	1	1	0.1		100	90 - 110%
7440-42-8	BORON	1	1.03	0.1		103	90 - 110%
7440-70-2	CALCIUM	50	49.1	1		98	90 - 110%
7440-47-3	CHROMIUM	1	0.941	0.01		94	90 - 110%
7440-50-8	COPPER	1	1.04	0.01		104	90 - 110%
7439-89-6	IRON	20	19.3	0.1		97	90 - 110%
7439-95-4	MAGNESIUM	50	50.4	1		101	90 - 110%
7439-96-5	MANGANESE	1	0.929	0.01		93	90 - 110%
7440-09-7	POTASSIUM	50	50.3	1		101	90 - 110%
7440-23-5	SODIUM	50	49.8	1		100	90 - 110%

Data Package ID: *IT0809141-1*

ICP Metals

Method SW6010
Calibration Verifications

Lab Name: **Paragon Analytics**
Work Order Number: 0809141
Client Name: URS
ClientProject ID: Prather Phase 1 Investigation

Lab ID: CCV4
QC Type: Continuing Calibration

File Name: 080922A.

Run ID: IT080922-2A8
Date Analyzed: 09/22/2008
Time Analyzed: 11:56
Result Units: MG/L

CASNO	Target Analyte	Spike Added	Result	Reporting Limit	Result Qualifier	% Rec.	Control Limits
7440-39-3	BARIUM	1	1.02	0.1		102	90 - 110%
7440-42-8	BORON	1	1.06	0.1		106	90 - 110%
7440-70-2	CALCIUM	50	51.5	1		103	90 - 110%
7440-47-3	CHROMIUM	1	0.987	0.01		99	90 - 110%
7440-50-8	COPPER	1	1.05	0.01		105	90 - 110%
7439-89-6	IRON	20	20	0.1		100	90 - 110%
7439-95-4	MAGNESIUM	50	51.6	1		103	90 - 110%
7439-96-5	MANGANESE	1	0.963	0.01		96	90 - 110%
7440-09-7	POTASSIUM	50	50.5	1		101	90 - 110%
7440-23-5	SODIUM	50	50.3	1		101	90 - 110%

Data Package ID: *IT0809141-1*

ICP Metals

Method SW6010
Calibration Verifications

Lab Name: **Paragon Analytics**
Work Order Number: 0809141
Client Name: URS
ClientProject ID: Prather Phase 1 Investigation

Lab ID: CCV5
QC Type: Continuing Calibration

File Name: 080922A.

Run ID: IT080922-2A8
Date Analyzed: 09/22/2008
Time Analyzed: 12:24
Result Units: MG/L

CASNO	Target Analyte	Spike Added	Result	Reporting Limit	Result Qualifier	% Rec.	Control Limits
7440-39-3	BARIUM	1	1.03	0.1		103	90 - 110%
7440-42-8	BORON	1	1.09	0.1		109	90 - 110%
7440-70-2	CALCIUM	50	51.9	1		104	90 - 110%
7440-47-3	CHROMIUM	1	0.992	0.01		99	90 - 110%
7440-50-8	COPPER	1	1.08	0.01		108	90 - 110%
7439-89-6	IRON	20	20	0.1		100	90 - 110%
7439-95-4	MAGNESIUM	50	52.6	1		105	90 - 110%
7439-96-5	MANGANESE	1	0.965	0.01		97	90 - 110%
7440-09-7	POTASSIUM	50	52.4	1		105	90 - 110%
7440-23-5	SODIUM	50	52.1	1		104	90 - 110%

Data Package ID: *IT0809141-1*

ICP Metals

Method SW6010
Calibration Verifications

Lab Name: **Paragon Analytics**
Work Order Number: 0809141
Client Name: URS
ClientProject ID: Prather Phase 1 Investigation

Lab ID: CCV6
QC Type: Continuing Calibration
File Name: 080922A.

Run ID: IT080922-2A8
Date Analyzed: 09/22/2008
Time Analyzed: 12:47
Result Units: MG/L

CASNO	Target Analyte	Spike Added	Result	Reporting Limit	Result Qualifier	% Rec.	Control Limits
7440-39-3	BARIUM	1	1.04	0.1		104	90 - 110%
7440-42-8	BORON	1	1.1	0.1		110	90 - 110%
7440-70-2	CALCIUM	50	52.8	1		106	90 - 110%
7440-47-3	CHROMIUM	1	1	0.01		100	90 - 110%
7440-50-8	COPPER	1	1.07	0.01		107	90 - 110%
7439-89-6	IRON	20	20	0.1		100	90 - 110%
7439-95-4	MAGNESIUM	50	52.6	1		105	90 - 110%
7439-96-5	MANGANESE	1	0.968	0.01		97	90 - 110%
7440-09-7	POTASSIUM	50	52.2	1		104	90 - 110%
7440-23-5	SODIUM	50	52.3	1		105	90 - 110%

Data Package ID: *IT0809141-1*

ICP Metals

Method SW6010
Calibration Verifications

Lab Name: **Paragon Analytics**
Work Order Number: 0809141
Client Name: URS
ClientProject ID: Prather Phase 1 Investigation

Lab ID: CCV7
QC Type: Continuing Calibration
File Name: 080922A.

Run ID: IT080922-2A8
Date Analyzed: 09/22/2008
Time Analyzed: 13:13
Result Units: MG/L

CASNO	Target Analyte	Spike Added	Result	Reporting Limit	Result Qualifier	% Rec.	Control Limits
7440-39-3	BARIUM	1	1.03	0.1		103	90 - 110%
7440-42-8	BORON	1	1.07	0.1		107	90 - 110%
7440-70-2	CALCIUM	50	51.2	1		102	90 - 110%
7440-47-3	CHROMIUM	1	0.979	0.01		98	90 - 110%
7440-50-8	COPPER	1	1.06	0.01		106	90 - 110%
7439-89-6	IRON	20	19.5	0.1		97	90 - 110%
7439-95-4	MAGNESIUM	50	51.4	1		103	90 - 110%
7439-96-5	MANGANESE	1	0.943	0.01		94	90 - 110%
7440-09-7	POTASSIUM	50	51.5	1		103	90 - 110%
7440-23-5	SODIUM	50	51.3	1		103	90 - 110%

Data Package ID: *IT0809141-1*

ICP Metals

Method SW6010
Calibration Verifications

Lab Name: **Paragon Analytics**
Work Order Number: 0809141
Client Name: URS
ClientProject ID: Prather Phase 1 Investigation

Lab ID: CCV8
QC Type: Continuing Calibration
File Name: 080922A.

Run ID: IT080922-2A8
Date Analyzed: 09/22/2008
Time Analyzed: 13:40
Result Units: MG/L

CASNO	Target Analyte	Spike Added	Result	Reporting Limit	Result Qualifier	% Rec.	Control Limits
7440-39-3	BARIUM	1	1.03	0.1		103	90 - 110%
7440-42-8	BORON	1	1.06	0.1		106	90 - 110%
7440-70-2	CALCIUM	50	50	1		100	90 - 110%
7440-47-3	CHROMIUM	1	0.956	0.01		96	90 - 110%
7440-50-8	COPPER	1	1.06	0.01		106	90 - 110%
7439-89-6	IRON	20	19.1	0.1		95	90 - 110%
7439-95-4	MAGNESIUM	50	50.9	1		102	90 - 110%
7439-96-5	MANGANESE	1	0.924	0.01		92	90 - 110%
7440-09-7	POTASSIUM	50	51.9	1		104	90 - 110%
7440-23-5	SODIUM	50	51.2	1		102	90 - 110%

Data Package ID: *IT0809141-1*

ICP Metals

Method SW6010
Calibration Verifications

Lab Name: **Paragon Analytics**
Work Order Number: 0809141
Client Name: URS
ClientProject ID: Prather Phase 1 Investigation

Lab ID: CCV9
QC Type: Continuing Calibration

File Name: 080922A.

Run ID: IT080922-2A8
Date Analyzed: 09/22/2008
Time Analyzed: 14:49
Result Units: MG/L

CASNO	Target Analyte	Spike Added	Result	Reporting Limit	Result Qualifier	% Rec.	Control Limits
7440-39-3	BARIUM	1	1.03	0.1		103	90 - 110%
7440-42-8	BORON	1	1.06	0.1		106	90 - 110%
7440-70-2	CALCIUM	50	50.9	1		102	90 - 110%
7440-47-3	CHROMIUM	1	0.969	0.01		97	90 - 110%
7440-50-8	COPPER	1	1.06	0.01		106	90 - 110%
7439-89-6	IRON	20	19.2	0.1		96	90 - 110%
7439-95-4	MAGNESIUM	50	50.9	1		102	90 - 110%
7439-96-5	MANGANESE	1	0.932	0.01		93	90 - 110%
7440-09-7	POTASSIUM	50	51.3	1		103	90 - 110%
7440-23-5	SODIUM	50	51.1	1		102	90 - 110%

Data Package ID: *IT0809141-1*

ICP Metals

Method SW6010
Calibration Verifications

Lab Name: **Paragon Analytics**
Work Order Number: 0809141
Client Name: URS
ClientProject ID: Prather Phase 1 Investigation

Lab ID: CCV10
QC Type: Continuing Calibration

File Name: 080922A.

Run ID: IT080922-2A8
Date Analyzed: 09/22/2008
Time Analyzed: 15:13
Result Units: MG/L

CASNO	Target Analyte	Spike Added	Result	Reporting Limit	Result Qualifier	% Rec.	Control Limits
7440-39-3	BARIUM	1	1.04	0.1		104	90 - 110%
7440-42-8	BORON	1	1.06	0.1		106	90 - 110%
7440-70-2	CALCIUM	50	51.1	1		102	90 - 110%
7440-47-3	CHROMIUM	1	0.973	0.01		97	90 - 110%
7440-50-8	COPPER	1	1.05	0.01		105	90 - 110%
7439-89-6	IRON	20	19.2	0.1		96	90 - 110%
7439-95-4	MAGNESIUM	50	51	1		102	90 - 110%
7439-96-5	MANGANESE	1	0.933	0.01		93	90 - 110%
7440-09-7	POTASSIUM	50	51.4	1		103	90 - 110%
7440-23-5	SODIUM	50	51.5	1		103	90 - 110%

Data Package ID: *IT0809141-1*

ICP Metals

Method SW6010
Calibration Verifications

Lab Name: **Paragon Analytics**
Work Order Number: 0809141
Client Name: URS
ClientProject ID: Prather Phase 1 Investigation

Lab ID: CCV11
QC Type: Continuing Calibration

File Name: 080922A.

Run ID: IT080922-2A8
Date Analyzed: 09/22/2008
Time Analyzed: 15:36
Result Units: MG/L

CASNO	Target Analyte	Spike Added	Result	Reporting Limit	Result Qualifier	% Rec.	Control Limits
7440-39-3	BARIUM	1	1.05	0.1		105	90 - 110%
7440-42-8	BORON	1	1.09	0.1		109	90 - 110%
7440-70-2	CALCIUM	50	51.9	1		104	90 - 110%
7440-47-3	CHROMIUM	1	0.991	0.01		99	90 - 110%
7440-50-8	COPPER	1	1.07	0.01		107	90 - 110%
7439-89-6	IRON	20	19.5	0.1		98	90 - 110%
7439-95-4	MAGNESIUM	50	51.8	1		104	90 - 110%
7439-96-5	MANGANESE	1	0.944	0.01		94	90 - 110%
7440-09-7	POTASSIUM	50	52	1		104	90 - 110%
7440-23-5	SODIUM	50	51.8	1		104	90 - 110%

Data Package ID: *IT0809141-1*

ICP Metals

Method SW6010
Calibration Verifications

Lab Name: **Paragon Analytics**
Work Order Number: 0809141
Client Name: URS
ClientProject ID: Prather Phase 1 Investigation

Lab ID: CCV12
QC Type: Continuing Calibration
File Name: 080922A.

Run ID: IT080922-2A8
Date Analyzed: 09/22/2008
Time Analyzed: 16:02
Result Units: MG/L

CASNO	Target Analyte	Spike Added	Result	Reporting Limit	Result Qualifier	% Rec.	Control Limits
7440-39-3	BARIUM	1	1.06	0.1		106	90 - 110%
7440-42-8	BORON	1	1.09	0.1		109	90 - 110%
7440-70-2	CALCIUM	50	52.4	1		105	90 - 110%
7440-47-3	CHROMIUM	1	0.996	0.01		100	90 - 110%
7440-50-8	COPPER	1	1.07	0.01		107	90 - 110%
7439-89-6	IRON	20	19.6	0.1		98	90 - 110%
7439-95-4	MAGNESIUM	50	52	1		104	90 - 110%
7439-96-5	MANGANESE	1	0.948	0.01		95	90 - 110%
7440-09-7	POTASSIUM	50	52.1	1		104	90 - 110%
7440-23-5	SODIUM	50	51.9	1		104	90 - 110%

Data Package ID: *IT0809141-1*

ICP Metals

Method SW6010
Calibration Verifications

Lab Name: **Paragon Analytics**
Work Order Number: 0809141
Client Name: URS
ClientProject ID: Prather Phase 1 Investigation

Lab ID: CCV13
QC Type: Continuing Calibration

File Name: 080922A.

Run ID: IT080922-2A8
Date Analyzed: 09/22/2008
Time Analyzed: 16:28
Result Units: MG/L

CASNO	Target Analyte	Spike Added	Result	Reporting Limit	Result Qualifier	% Rec.	Control Limits
7440-39-3	BARIUM	1	1.05	0.1		105	90 - 110%
7440-42-8	BORON	1	1.07	0.1		107	90 - 110%
7440-70-2	CALCIUM	50	52.4	1		105	90 - 110%
7440-47-3	CHROMIUM	1	0.994	0.01		99	90 - 110%
7440-50-8	COPPER	1	1.05	0.01		105	90 - 110%
7439-89-6	IRON	20	19.5	0.1		98	90 - 110%
7439-95-4	MAGNESIUM	50	51.2	1		102	90 - 110%
7439-96-5	MANGANESE	1	0.945	0.01		95	90 - 110%
7440-09-7	POTASSIUM	50	50.6	1		101	90 - 110%
7440-23-5	SODIUM	50	50.2	1		100	90 - 110%

Data Package ID: *IT0809141-1*

ICP Metals

Method SW6010
Calibration Verifications

Lab Name: **Paragon Analytics**
Work Order Number: 0809141
Client Name: URS
ClientProject ID: Prather Phase 1 Investigation

Lab ID: CCV14
QC Type: Continuing Calibration

File Name: 080922A.

Run ID: IT080922-2A8
Date Analyzed: 09/22/2008
Time Analyzed: 16:55
Result Units: MG/L

CASNO	Target Analyte	Spike Added	Result	Reporting Limit	Result Qualifier	% Rec.	Control Limits
7440-39-3	BARIUM	1	1.06	0.1		106	90 - 110%
7440-42-8	BORON	1	1.09	0.1		109	90 - 110%
7440-70-2	CALCIUM	50	53.4	1		107	90 - 110%
7440-47-3	CHROMIUM	1	1.01	0.01		101	90 - 110%
7440-50-8	COPPER	1	1.06	0.01		106	90 - 110%
7439-89-6	IRON	20	19.7	0.1		99	90 - 110%
7439-95-4	MAGNESIUM	50	51.8	1		104	90 - 110%
7439-96-5	MANGANESE	1	0.955	0.01		95	90 - 110%
7440-09-7	POTASSIUM	50	51.1	1		102	90 - 110%
7440-23-5	SODIUM	50	50.8	1		102	90 - 110%

Data Package ID: *IT0809141-1*

ICP Metals

Method SW6010
Calibration Verifications

Lab Name: **Paragon Analytics**
Work Order Number: 0809141
Client Name: URS
ClientProject ID: Prather Phase 1 Investigation

Lab ID: CCV15
QC Type: Continuing Calibration

File Name: 080922A.

Run ID: IT080922-2A8
Date Analyzed: 09/22/2008
Time Analyzed: 17:22
Result Units: MG/L

CASNO	Target Analyte	Spike Added	Result	Reporting Limit	Result Qualifier	% Rec.	Control Limits
7440-39-3	BARIUM	1	1.07	0.1		107	90 - 110%
7440-42-8	BORON	1	1.08	0.1		108	90 - 110%
7440-70-2	CALCIUM	50	52.2	1		104	90 - 110%
7440-47-3	CHROMIUM	1	0.996	0.01		100	90 - 110%
7440-50-8	COPPER	1	1.06	0.01		106	90 - 110%
7439-89-6	IRON	20	19.5	0.1		97	90 - 110%
7439-95-4	MAGNESIUM	50	51.2	1		102	90 - 110%
7439-96-5	MANGANESE	1	0.94	0.01		94	90 - 110%
7440-09-7	POTASSIUM	50	51.5	1		103	90 - 110%
7440-23-5	SODIUM	50	50.9	1		102	90 - 110%

Data Package ID: *IT0809141-1*

ICP Metals

Method SW6010
Calibration Verifications

Lab Name: **Paragon Analytics**
Work Order Number: 0809141
Client Name: URS
ClientProject ID: Prather Phase 1 Investigation

Lab ID: CCV16
QC Type: Continuing Calibration
File Name: 080922A.

Run ID: IT080922-2A8
Date Analyzed: 09/22/2008
Time Analyzed: 17:40
Result Units: MG/L

CASNO	Target Analyte	Spike Added	Result	Reporting Limit	Result Qualifier	% Rec.	Control Limits
7440-39-3	BARIUM	1	1.06	0.1		106	90 - 110%
7440-42-8	BORON	1	1.08	0.1		108	90 - 110%
7440-70-2	CALCIUM	50	52.7	1		105	90 - 110%
7440-47-3	CHROMIUM	1	1	0.01		100	90 - 110%
7440-50-8	COPPER	1	1.05	0.01		105	90 - 110%
7439-89-6	IRON	20	19.5	0.1		98	90 - 110%
7439-95-4	MAGNESIUM	50	51.3	1		103	90 - 110%
7439-96-5	MANGANESE	1	0.943	0.01		94	90 - 110%
7440-09-7	POTASSIUM	50	50.9	1		102	90 - 110%
7440-23-5	SODIUM	50	50.6	1		101	90 - 110%

Data Package ID: *IT0809141-1*

ICP Metals

Method SW6010
Calibration Blanks

Lab Name: **Paragon Analytics**
Work Order Number: 0809141
Client Name: URS
ClientProject ID: Prather Phase 1 Investigation

Lab ID: ICB
QC Type: Initial Calibration

Run ID: IT080922-2A8
Date Analyzed: 09/22/2008
Time Analyzed: 10:30:00 AM
Result Units: MG/L

CASNO	Target Analyte	Result	Reporting Limit	Result Qualifier
7440-39-3	BARIUM	-0.000666	0.1	B
7440-42-8	BORON	0.1	0.1	U
7440-70-2	CALCIUM	-0.0485	1	B
7440-47-3	CHROMIUM	-0.001	0.01	B
7440-50-8	COPPER	0.01	0.01	U
7439-89-6	IRON	-0.00468	0.1	B
7439-95-4	MAGNESIUM	-0.0227	1	B
7439-96-5	MANGANESE	-0.000554	0.01	B
7440-09-7	POTASSIUM	0.139	1	B
7440-23-5	SODIUM	0.163	1	B

Data Package ID: *IT0809141-1*

ICP Metals

Method SW6010
Calibration Blanks

Lab Name: **Paragon Analytics**
Work Order Number: 0809141
Client Name: URS
ClientProject ID: Prather Phase 1 Investigation

Lab ID: CCB1
QC Type: Continuing Calibration

Run ID: IT080922-2A8
Date Analyzed: 09/22/2008
Time Analyzed: 10:43:00 AM
Result Units: MG/L

CASNO	Target Analyte	Result	Reporting Limit	Result Qualifier
7440-39-3	BARIUM	-0.000707	0.1	B
7440-42-8	BORON	0.1	0.1	U
7440-70-2	CALCIUM	-0.05	1	B
7440-47-3	CHROMIUM	-0.00122	0.01	B
7440-50-8	COPPER	0.01	0.01	U
7439-89-6	IRON	-0.00503	0.1	B
7439-95-4	MAGNESIUM	-0.0249	1	B
7439-96-5	MANGANESE	-0.000585	0.01	B
7440-09-7	POTASSIUM	0.211	1	B
7440-23-5	SODIUM	0.166	1	B

Data Package ID: *IT0809141-1*

ICP Metals

Method SW6010
Calibration Blanks

Lab Name: **Paragon Analytics**
Work Order Number: 0809141
Client Name: URS
ClientProject ID: Prather Phase 1 Investigation

Lab ID: CCB2
QC Type: Continuing Calibration

Run ID: IT080922-2A8
Date Analyzed: 09/22/2008
Time Analyzed: 11:06:00 AM
Result Units: MG/L

CASNO	Target Analyte	Result	Reporting Limit	Result Qualifier
7440-39-3	BARIUM	-0.000572	0.1	B
7440-42-8	BORON	0.1	0.1	U
7440-70-2	CALCIUM	-0.0442	1	B
7440-47-3	CHROMIUM	-0.000781	0.01	B
7440-50-8	COPPER	-0.00139	0.01	B
7439-89-6	IRON	0.1	0.1	U
7439-95-4	MAGNESIUM	-0.0179	1	B
7439-96-5	MANGANESE	-0.000554	0.01	B
7440-09-7	POTASSIUM	0.119	1	B
7440-23-5	SODIUM	0.162	1	B

Data Package ID: *IT0809141-1*

ICP Metals

Method SW6010
Calibration Blanks

Lab Name: **Paragon Analytics**
Work Order Number: 0809141
Client Name: URS
ClientProject ID: Prather Phase 1 Investigation

Lab ID: CCB3
QC Type: Continuing Calibration

Run ID: IT080922-2A8
Date Analyzed: 09/22/2008
Time Analyzed: 11:32:00 AM
Result Units: MG/L

CASNO	Target Analyte	Result	Reporting Limit	Result Qualifier
7440-39-3	BARIUM	-0.000612	0.1	B
7440-42-8	BORON	0.1	0.1	U
7440-70-2	CALCIUM	-0.0478	1	B
7440-47-3	CHROMIUM	0.01	0.01	U
7440-50-8	COPPER	0.01	0.01	U
7439-89-6	IRON	-0.0038	0.1	B
7439-95-4	MAGNESIUM	-0.0227	1	B
7439-96-5	MANGANESE	-0.000522	0.01	B
7440-09-7	POTASSIUM	0.174	1	B
7440-23-5	SODIUM	0.167	1	B

Data Package ID: *IT0809141-1*

ICP Metals

Method SW6010
Calibration Blanks

Lab Name: **Paragon Analytics**
Work Order Number: 0809141
Client Name: URS
ClientProject ID: Prather Phase 1 Investigation

Lab ID: CCB4
QC Type: Continuing Calibration

Run ID: IT080922-2A8
Date Analyzed: 09/22/2008
Time Analyzed: 12:00:00 PM
Result Units: MG/L

CASNO	Target Analyte	Result	Reporting Limit	Result Qualifier
7440-39-3	BARIUM	-0.000585	0.1	B
7440-42-8	BORON	-0.00266	0.1	B
7440-70-2	CALCIUM	-0.0485	1	B
7440-47-3	CHROMIUM	0.01	0.01	U
7440-50-8	COPPER	-0.00135	0.01	B
7439-89-6	IRON	-0.00388	0.1	B
7439-95-4	MAGNESIUM	-0.0229	1	B
7439-96-5	MANGANESE	-0.000522	0.01	B
7440-09-7	POTASSIUM	0.133	1	B
7440-23-5	SODIUM	0.161	1	B

Data Package ID: *IT0809141-1*

ICP Metals

Method SW6010
Calibration Blanks

Lab Name: **Paragon Analytics**
Work Order Number: 0809141
Client Name: URS
ClientProject ID: Prather Phase 1 Investigation

Lab ID: CCB5
QC Type: Continuing Calibration

Run ID: IT080922-2A8
Date Analyzed: 09/22/2008
Time Analyzed: 12:26:00 PM
Result Units: MG/L

CASNO	Target Analyte	Result	Reporting Limit	Result Qualifier
7440-39-3	BARIUM	-0.000477	0.1	B
7440-42-8	BORON	0.1	0.1	U
7440-70-2	CALCIUM	-0.0406	1	B
7440-47-3	CHROMIUM	0.01	0.01	U
7440-50-8	COPPER	-0.00144	0.01	B
7439-89-6	IRON	0.1	0.1	U
7439-95-4	MAGNESIUM	-0.012	1	B
7439-96-5	MANGANESE	-0.000332	0.01	B
7440-09-7	POTASSIUM	0.153	1	B
7440-23-5	SODIUM	0.168	1	B

Data Package ID: *IT0809141-1*

ICP Metals

Method SW6010
Calibration Blanks

Lab Name: **Paragon Analytics**
Work Order Number: 0809141
Client Name: URS
ClientProject ID: Prather Phase 1 Investigation

Lab ID: CCB6
QC Type: Continuing Calibration

Run ID: IT080922-2A8
Date Analyzed: 09/22/2008
Time Analyzed: 12:52:00 PM
Result Units: MG/L

CASNO	Target Analyte	Result	Reporting Limit	Result Qualifier
7440-39-3	BARIUM	-0.000626	0.1	B
7440-42-8	BORON	-0.00357	0.1	B
7440-70-2	CALCIUM	-0.0478	1	B
7440-47-3	CHROMIUM	-0.00112	0.01	B
7440-50-8	COPPER	-0.0026	0.01	B
7439-89-6	IRON	-0.0034	0.1	B
7439-95-4	MAGNESIUM	-0.0265	1	B
7439-96-5	MANGANESE	-0.000617	0.01	B
7440-09-7	POTASSIUM	0.181	1	B
7440-23-5	SODIUM	0.162	1	B

Data Package ID: *IT0809141-1*

ICP Metals

Method SW6010
Calibration Blanks

Lab Name: **Paragon Analytics**
Work Order Number: 0809141
Client Name: URS
ClientProject ID: Prather Phase 1 Investigation

Lab ID: CCB7
QC Type: Continuing Calibration

Run ID: IT080922-2A8
Date Analyzed: 09/22/2008
Time Analyzed: 1:16:00 PM
Result Units: MG/L

CASNO	Target Analyte	Result	Reporting Limit	Result Qualifier
7440-39-3	BARIUM	-0.000464	0.1	B
7440-42-8	BORON	-0.00252	0.1	B
7440-70-2	CALCIUM	-0.04	1	B
7440-47-3	CHROMIUM	0.01	0.01	U
7440-50-8	COPPER	-0.00207	0.01	B
7439-89-6	IRON	0.1	0.1	U
7439-95-4	MAGNESIUM	-0.0144	1	B
7439-96-5	MANGANESE	-0.000332	0.01	B
7440-09-7	POTASSIUM	0.207	1	B
7440-23-5	SODIUM	0.17	1	B

Data Package ID: *IT0809141-1*

ICP Metals

Method SW6010
Calibration Blanks

Lab Name: **Paragon Analytics**
Work Order Number: 0809141
Client Name: URS
ClientProject ID: Prather Phase 1 Investigation

Lab ID: CCB8
QC Type: Continuing Calibration

Run ID: IT080922-2A8
Date Analyzed: 09/22/2008
Time Analyzed: 1:43:00 PM
Result Units: MG/L

CASNO	Target Analyte	Result	Reporting Limit	Result Qualifier
7440-39-3	BARIUM	-0.000518	0.1	B
7440-42-8	BORON	0.1	0.1	U
7440-70-2	CALCIUM	-0.0387	1	B
7440-47-3	CHROMIUM	0.01	0.01	U
7440-50-8	COPPER	-0.00256	0.01	B
7439-89-6	IRON	0.1	0.1	U
7439-95-4	MAGNESIUM	-0.0142	1	B
7439-96-5	MANGANESE	-0.000427	0.01	B
7440-09-7	POTASSIUM	0.0871	1	B
7440-23-5	SODIUM	0.163	1	B

Data Package ID: *IT0809141-1*

ICP Metals

Method SW6010
Calibration Blanks

Lab Name: **Paragon Analytics**
Work Order Number: 0809141
Client Name: URS
ClientProject ID: Prather Phase 1 Investigation

Lab ID: CCB9
QC Type: Continuing Calibration

Run ID: IT080922-2A8
Date Analyzed: 09/22/2008
Time Analyzed: 2:51:00 PM
Result Units: MG/L

CASNO	Target Analyte	Result	Reporting Limit	Result Qualifier
7440-39-3	BARIUM	-0.000531	0.1	B
7440-42-8	BORON	-0.0035	0.1	B
7440-70-2	CALCIUM	-0.04	1	B
7440-47-3	CHROMIUM	0.01	0.01	U
7440-50-8	COPPER	-0.00278	0.01	B
7439-89-6	IRON	0.1	0.1	U
7439-95-4	MAGNESIUM	-0.0166	1	B
7439-96-5	MANGANESE	-0.000364	0.01	B
7440-09-7	POTASSIUM	0.127	1	B
7440-23-5	SODIUM	0.163	1	B

Data Package ID: *IT0809141-1*

ICP Metals

Method SW6010
Calibration Blanks

Lab Name: **Paragon Analytics**
Work Order Number: 0809141
Client Name: URS
ClientProject ID: Prather Phase 1 Investigation

Lab ID: CCB10
QC Type: Continuing Calibration

Run ID: IT080922-2A8
Date Analyzed: 09/22/2008
Time Analyzed: 3:15:00 PM
Result Units: MG/L

CASNO	Target Analyte	Result	Reporting Limit	Result Qualifier
7440-39-3	BARIUM	-0.000423	0.1	B
7440-42-8	BORON	0.1	0.1	U
7440-70-2	CALCIUM	-0.0385	1	B
7440-47-3	CHROMIUM	0.01	0.01	U
7440-50-8	COPPER	-0.00256	0.01	B
7439-89-6	IRON	0.1	0.1	U
7439-95-4	MAGNESIUM	-0.0102	1	B
7439-96-5	MANGANESE	-0.000395	0.01	B
7440-09-7	POTASSIUM	0.154	1	B
7440-23-5	SODIUM	0.166	1	B

Data Package ID: *IT0809141-1*

ICP Metals

Method SW6010
Calibration Blanks

Lab Name: **Paragon Analytics**
Work Order Number: 0809141
Client Name: URS
ClientProject ID: Prather Phase 1 Investigation

Lab ID: CCB11
QC Type: Continuing Calibration

Run ID: IT080922-2A8
Date Analyzed: 09/22/2008
Time Analyzed: 3:39:00 PM
Result Units: MG/L

CASNO	Target Analyte	Result	Reporting Limit	Result Qualifier
7440-39-3	BARIUM	-0.000518	0.1	B
7440-42-8	BORON	0.1	0.1	U
7440-70-2	CALCIUM	-0.0459	1	B
7440-47-3	CHROMIUM	-0.000591	0.01	B
7440-50-8	COPPER	-0.0031	0.01	B
7439-89-6	IRON	0.1	0.1	U
7439-95-4	MAGNESIUM	-0.0245	1	B
7439-96-5	MANGANESE	-0.000522	0.01	B
7440-09-7	POTASSIUM	0.148	1	B
7440-23-5	SODIUM	0.163	1	B

Data Package ID: *IT0809141-1*

ICP Metals

Method SW6010
Calibration Blanks

Lab Name: **Paragon Analytics**
Work Order Number: 0809141
Client Name: URS
ClientProject ID: Prather Phase 1 Investigation

Lab ID: CCB12
QC Type: Continuing Calibration

Run ID: IT080922-2A8
Date Analyzed: 09/22/2008
Time Analyzed: 4:04:00 PM
Result Units: MG/L

CASNO	Target Analyte	Result	Reporting Limit	Result Qualifier
7440-39-3	BARIUM	-0.000531	0.1	B
7440-42-8	BORON	0.1	0.1	U
7440-70-2	CALCIUM	-0.0445	1	B
7440-47-3	CHROMIUM	-0.000694	0.01	B
7440-50-8	COPPER	-0.00314	0.01	B
7439-89-6	IRON	0.1	0.1	U
7439-95-4	MAGNESIUM	-0.021	1	B
7439-96-5	MANGANESE	-0.00049	0.01	B
7440-09-7	POTASSIUM	0.157	1	B
7440-23-5	SODIUM	0.168	1	B

Data Package ID: *IT0809141-1*

ICP Metals

Method SW6010
Calibration Blanks

Lab Name: **Paragon Analytics**
Work Order Number: 0809141
Client Name: URS
ClientProject ID: Prather Phase 1 Investigation

Lab ID: CCB13
QC Type: Continuing Calibration

Run ID: IT080922-2A8
Date Analyzed: 09/22/2008
Time Analyzed: 4:30:00 PM
Result Units: MG/L

CASNO	Target Analyte	Result	Reporting Limit	Result Qualifier
7440-39-3	BARIUM	-0.000531	0.1	B
7440-42-8	BORON	0.1	0.1	U
7440-70-2	CALCIUM	-0.0431	1	B
7440-47-3	CHROMIUM	0.01	0.01	U
7440-50-8	COPPER	-0.0036	0.01	B
7439-89-6	IRON	0.1	0.1	U
7439-95-4	MAGNESIUM	-0.017	1	B
7439-96-5	MANGANESE	-0.000427	0.01	B
7440-09-7	POTASSIUM	0.18	1	B
7440-23-5	SODIUM	0.176	1	B

Data Package ID: *IT0809141-1*

ICP Metals

Method SW6010
Calibration Blanks

Lab Name: **Paragon Analytics**
Work Order Number: 0809141
Client Name: URS
ClientProject ID: Prather Phase 1 Investigation

Lab ID: CCB14
QC Type: Continuing Calibration

Run ID: IT080922-2A8
Date Analyzed: 09/22/2008
Time Analyzed: 4:58:00 PM
Result Units: MG/L

CASNO	Target Analyte	Result	Reporting Limit	Result Qualifier
7440-39-3	BARIUM	-0.000599	0.1	B
7440-42-8	BORON	-0.00234	0.1	B
7440-70-2	CALCIUM	-0.0442	1	B
7440-47-3	CHROMIUM	-0.000852	0.01	B
7440-50-8	COPPER	-0.00381	0.01	B
7439-89-6	IRON	-0.00331	0.1	B
7439-95-4	MAGNESIUM	-0.0216	1	B
7439-96-5	MANGANESE	-0.00049	0.01	B
7440-09-7	POTASSIUM	0.205	1	B
7440-23-5	SODIUM	0.179	1	B

Data Package ID: *IT0809141-1*

ICP Metals

Method SW6010
Calibration Blanks

Lab Name: **Paragon Analytics**
Work Order Number: 0809141
Client Name: URS
ClientProject ID: Prather Phase 1 Investigation

Lab ID: CCB15
QC Type: Continuing Calibration

Run ID: IT080922-2A8
Date Analyzed: 09/22/2008
Time Analyzed: 5:24:00 PM
Result Units: MG/L

CASNO	Target Analyte	Result	Reporting Limit	Result Qualifier
7440-39-3	BARIUM	-0.000572	0.1	B
7440-42-8	BORON	-0.00252	0.1	B
7440-70-2	CALCIUM	-0.0446	1	B
7440-47-3	CHROMIUM	-0.000868	0.01	B
7440-50-8	COPPER	-0.00386	0.01	B
7439-89-6	IRON	0.1	0.1	U
7439-95-4	MAGNESIUM	-0.0214	1	B
7439-96-5	MANGANESE	-0.00049	0.01	B
7440-09-7	POTASSIUM	0.101	1	B
7440-23-5	SODIUM	0.172	1	B

Data Package ID: *IT0809141-1*

ICP Metals

Method SW6010
Calibration Blanks

Lab Name: **Paragon Analytics**
Work Order Number: 0809141
Client Name: URS
ClientProject ID: Prather Phase 1 Investigation

Lab ID: CCB16
QC Type: Continuing Calibration

Run ID: IT080922-2A8
Date Analyzed: 09/22/2008
Time Analyzed: 5:42:00 PM
Result Units: MG/L

CASNO	Target Analyte	Result	Reporting Limit	Result Qualifier
7440-39-3	BARIUM	-0.000545	0.1	B
7440-42-8	BORON	-0.00212	0.1	B
7440-70-2	CALCIUM	-0.0434	1	B
7440-47-3	CHROMIUM	0.01	0.01	U
7440-50-8	COPPER	-0.00449	0.01	B
7439-89-6	IRON	0.1	0.1	U
7439-95-4	MAGNESIUM	-0.0192	1	B
7439-96-5	MANGANESE	-0.000459	0.01	B
7440-09-7	POTASSIUM	0.125	1	B
7440-23-5	SODIUM	0.168	1	B

Data Package ID: *IT0809141-1*

ICP Metals

Method SW6010

ICP Interference Check Sample

Lab Name: **Paragon Analytics**
Work Order Number: 0809141
Client Name: URS
ClientProject ID: Prather Phase 1 Investigation

Run ID: IT080922-2A8
Date Analyzed: 09/22/2008
Result Units: MG/L

CASNO	Target Analyte	Spike Added		Results		% Rec.
		ICSA1	ICSAB1	ICSA1	ICSAB1	
7440-39-3	BARIUM		0.5		0.505	101
7440-42-8	BORON		1		1.03	103
7440-70-2	CALCIUM	250	250	251	257	103
7440-47-3	CHROMIUM		0.5		0.447	89
7440-50-8	COPPER		0.5		0.542	108
7439-89-6	IRON	100	100	100	102	102
7439-95-4	MAGNESIUM	250	250	259	262	105
7439-96-5	MANGANESE		0.5		0.47	94
7440-09-7	POTASSIUM					
7440-23-5	SODIUM					

Data Package ID: *IT0809141-1*

ICP Metals

Method SW6010

ICP Interference Check Sample

Lab Name: **Paragon Analytics**
Work Order Number: 0809141
Client Name: URS
ClientProject ID: Prather Phase 1 Investigation

Run ID: IT080922-2A8
Date Analyzed: 09/22/2008
Result Units: MG/L

CASNO	Target Analyte	Spike Added		Results		% Rec.
		ICSA2	ICSAB2	ICSA2	ICSAB2	
7440-39-3	BARIUM		0.5		0.49900	100
7440-42-8	BORON		1		1.02	102
7440-70-2	CALCIUM	250	250	255	254	101
7440-47-3	CHROMIUM		0.5		0.44200	88
7440-50-8	COPPER		0.5		0.53500	107
7439-89-6	IRON	100	100	100	99.7	100
7439-95-4	MAGNESIUM	250	250	259	258	103
7439-96-5	MANGANESE		0.5		0.46200	92
7440-09-7	POTASSIUM					
7440-23-5	SODIUM					

Data Package ID: *IT0809141-1*

ICP Metals

Method SW6010

ICP Interference Check Sample

Lab Name: **Paragon Analytics**
Work Order Number: 0809141
Client Name: URS
ClientProject ID: Prather Phase 1 Investigation

Run ID: IT080922-2A8
Date Analyzed: 09/22/2008
Result Units: MG/L

CASNO	Target Analyte	Spike Added		Results		% Rec.
		ICSA3	ICSAB3	ICSA3	ICSAB3	
7440-39-3	BARIUM		0.5		0.52600	105
7440-42-8	BORON		1		1.07000	107
7440-70-2	CALCIUM	250	250	251	258	103
7440-47-3	CHROMIUM		0.5		0.45600	91
7440-50-8	COPPER		0.5		0.553	111
7439-89-6	IRON	100	100	96	98.2	98
7439-95-4	MAGNESIUM	250	250	259	264	105
7439-96-5	MANGANESE		0.5		0.464	93
7440-09-7	POTASSIUM					
7440-23-5	SODIUM					

Data Package ID: *IT0809141-1*

ICP Metals

Method SW6010

ICP Interference Check Sample

Lab Name: **Paragon Analytics**
Work Order Number: 0809141
Client Name: URS
ClientProject ID: Prather Phase 1 Investigation

Run ID: IT080922-2A8
Date Analyzed: 09/22/2008
Result Units: MG/L

CASNO	Target Analyte	Spike Added		Results		% Rec.
		ICSA4	ICSAB4	ICSA4	ICSAB4	
7440-39-3	BARIUM		0.5		0.53500	107
7440-42-8	BORON		1		1.06	106
7440-70-2	CALCIUM	250	250	262	259	104
7440-47-3	CHROMIUM		0.5		0.459	92
7440-50-8	COPPER		0.5		0.53700	107
7439-89-6	IRON	100	100	97.3000	96.1	96
7439-95-4	MAGNESIUM	250	250	259	257	103
7439-96-5	MANGANESE		0.5		0.45300	91
7440-09-7	POTASSIUM					
7440-23-5	SODIUM					

Data Package ID: *IT0809141-1*

Metals Linear Ranges

Lab Name: **Paragon Analytics**
Work Order Number: 0809141
Client Name: URS
ClientProject ID: Prather Phase 1 Investigation

Instrument ID: ICPTrace2
Active Date: 07/26/2008
Expiration Date: 10/15/2008

CASNO	Target Analyte	Concentration (ppm)
7440-38-2	ARSENIC	5
7440-39-3	BARIUM	10
7440-42-8	BORON	10
7440-43-9	CADMIUM	5
7440-70-2	CALCIUM	500
7440-47-3	CHROMIUM	10
7440-50-8	COPPER	10
7439-89-6	IRON	200
7439-92-1	LEAD	10
7439-95-4	MAGNESIUM	500
7439-96-5	MANGANESE	10
7440-09-7	POTASSIUM	250
7782-49-2	SELENIUM	5
7440-22-4	SILVER	2
7440-23-5	SODIUM	250

ICP Interelement Correction Factors

Lab Name: **Paragon Analytics**
Work Order Number: 0809141
Client Name: URS
ClientProject ID: Prather Phase 1 Investigation

Instrument ID: ICPTrace2
Active Date: 6/5/2008
Expiration Date: 6/5/2009

Analyte	Lamda (nm)	Al	Sb	As	Ba	Be	Cd	Ca	Cr	Co	Cu	Fe	Pb	Mg	Mn	Ni	Th
CADMIUM				0.0010893													
CHROMIUM																	
COPPER																	
LEAD		0.0001638										0.0000375	-0.002449				
MAGNESIUM																	
SELENIUM		-1.43E-05										-0.000123			0.001152		
SILVER																	

ICP Interelement Correction Factors

Lab Name: **Paragon Analytics**
Work Order Number: 0809141
Client Name: URS
ClientProject ID: Prather Phase 1 Investigation

Instrument ID: ICPTrace2
Active Date: 6/5/2008
Expiration Date: 6/5/2009

Analyte	Lamda (nm)	K	Se	Ag	Na	Tl	V	Zn	Sn	Ti	Mo	Li	Sr	B	Si	U	Zr
CADMIUM																	
CHROMIUM																0.0005333	
COPPER																0.0005552	
LEAD										0.0055904						0.0012671	
MAGNESIUM																-0.024265	
SELENIUM																-0.00098	
SILVER																0.0006982	0.0038966

ICPTrace2 Run Log -- 9/22/2008

Instrument ID: ICPTrace2
File Name: 080922A.
AnalRunID: IT080922-2A1
CalibRefID: IT080922-2A1

Comment	Field ID	Lab ID	DF	Date Analyzed	Time Analyzed
		MIXBHIGH	1	9/22/2008	10:14
		MIXAHIGH	1	9/22/2008	10:16
		MIXCHIGH	1	9/22/2008	10:18
		ICV	1	9/22/2008	10:28
		ICB	1	9/22/2008	10:30
		CRI1	1	9/22/2008	10:33
		ICSA1	1	9/22/2008	10:35
		ICSAB1	1	9/22/2008	10:37
		CCV1	1	9/22/2008	10:39
		CCB1	1	9/22/2008	10:43
		IP080919-1MB	1	9/22/2008	10:45
		IP080919-1LCS	1	9/22/2008	10:47
		IP080919-1LCSD	1	9/22/2008	10:49
		0809142-1	1	9/22/2008	10:51
		0809142-2	1	9/22/2008	10:53
		0809142-3	1	9/22/2008	10:55
		CRI2	1	9/22/2008	10:57
		ICSA2	1	9/22/2008	10:59
		ICSAB2	1	9/22/2008	11:02
		CCV2	1	9/22/2008	11:04
		CCB2	1	9/22/2008	11:06
		IP080918-1MB	1	9/22/2008	11:08
		IP080918-1LCS	1	9/22/2008	11:10
		IP080918-1LCSD	1	9/22/2008	11:12
- Ca		0808229-2	1	9/22/2008	11:14
- Ca		0808229-3	1	9/22/2008	11:16
- Ca		0808229-4	1	9/22/2008	11:18
- Ca,Th,Zn		0808229-4DUP	1	9/22/2008	11:20
- Ca		0808229-4SER	5	9/22/2008	11:22
- Ca		0808229-4MS	1	9/22/2008	11:24
- Ca		0808229-4MSD	1	9/22/2008	11:26
		CCV3	1	9/22/2008	11:30
		CCB3	1	9/22/2008	11:32
- Ca		0808229-6	1	9/22/2008	11:35
- Ca,Mg,Th,Zn		0808229-12	1	9/22/2008	11:36

Data Package ID: IT0809141-1

ICPTrace2 Run Log -- 9/22/2008

Instrument ID: ICPTrace2
File Name: 080922A.
AnalRunID: IT080922-2A1
CalibRefID: IT080922-2A1

Comment	Field ID	Lab ID	DF	Date Analyzed	Time Analyzed
- Ca,Mg,Th,Zn		0808229-13	1	9/22/2008	11:38
- Ca,Mg,Th,Zn		0808229-13DUP	1	9/22/2008	11:40
- Ca,Mg,Th,Zn		0808229-13SER	5	9/22/2008	11:42
- Ca,Mg,Th,Zn		0808229-13MS	1	9/22/2008	11:44
- Ca,Mg,Th,Zn		0808229-13MSD	1	9/22/2008	11:46
		0808229-14	1	9/22/2008	11:48
- Fe,Pb,S,Se,Th,Tl,U,V		0808245-3	1	9/22/2008	11:50
- Fe,Pb,S,Se,Th,Tl,U,V		0808245-4	1	9/22/2008	11:52
		CCV4	1	9/22/2008	11:56
		CCB4	1	9/22/2008	12:00
		0808246-2	1	9/22/2008	12:02
		0808246-4	1	9/22/2008	12:04
		0809029-2	1	9/22/2008	12:06
		0809029-4	1	9/22/2008	12:08
		ZZZ	1	9/22/2008	12:10
		IP080918-2LCS	1	9/22/2008	12:12
		IP080918-2LCSD	1	9/22/2008	12:14
- K,P,S		0808250-1	1	9/22/2008	12:16
- P,S		0808250-2	1	9/22/2008	12:18
- P,S		0808250-3	1	9/22/2008	12:20
		CCV5	1	9/22/2008	12:24
		CCB5	1	9/22/2008	12:26
- P,S		0808250-4	1	9/22/2008	12:28
- P,S		0808250-5	1	9/22/2008	12:30
- P,S		0808250-6	1	9/22/2008	12:32
- P,S		0808250-7	1	9/22/2008	12:34
		IP080919-3MB	1	9/22/2008	12:36
		IP080919-3LCS	1	9/22/2008	12:38
- Bi,Co,Fe,Pb,Se,Si,Sn,Th,Ti,Tl,U,V,Zr		0809034-1	1	9/22/2008	12:40
- Bi,Co,Fe,Pb,Se,Si,Sn,Th,Ti,Tl,U,V,Zr		0809034-1DUP	1	9/22/2008	12:42
- Bi,Co,Fe,Pb,Se,Si,Sn,Th,Ti,Tl,U,V,Zr		0809034-1SER	5	9/22/2008	12:44
- Bi,Co,Fe,Pb,Se,Si,Sn,Th,Ti,Tl,U,V,Zr		0809034-1MS	1	9/22/2008	12:45
		CCV6	1	9/22/2008	12:47
		CCB6	1	9/22/2008	12:52
- Bi,Co,Fe,Pb,Se,Si,Sn,Th,Ti,Tl,U,V,Zr		0809034-1MSD	1	9/22/2008	12:54

Data Package ID: IT0809141-1

ICPTrace2 Run Log -- 9/22/2008

Instrument ID: ICPTrace2
File Name: 080922A.
AnalRunID: IT080922-2A1
CalibRefID: IT080922-2A1

Comment	Field ID	Lab ID	DF	Date Analyzed	Time Analyzed
		0809040-2	1	9/22/2008	12:56
- Fe,Mn,Pb,Se,Th,Tl,U,V		0809040-3	1	9/22/2008	12:58
		0809040-5	1	9/22/2008	13:00
		0809040-6	1	9/22/2008	13:02
		0809040-7	1	9/22/2008	13:04
		0809048-1	1	9/22/2008	13:06
		0809054-5	1	9/22/2008	13:07
		0809054-6	1	9/22/2008	13:09
		0809090-1	1	9/22/2008	13:11
		CCV7	1	9/22/2008	13:13
		CCB7	1	9/22/2008	13:16
- Fe,Pb,Se,Th,Tl,U,V		0809090-2	1	9/22/2008	13:18
		0809090-8	1	9/22/2008	13:20
		0809090-9	1	9/22/2008	13:22
+ Ca		0809020-21A	1	9/22/2008	13:24
- Cr,Fe,Ni,Pb,Sb,Se,Th,Tl,U,V		0809053-3	1	9/22/2008	13:26
- Cr,Fe,Ni,Pb,Sb,Se,Th,Tl,U,V		0809086-3	1	9/22/2008	13:28
		IP080918-2MB	1	9/22/2008	13:31
		CRI3	1	9/22/2008	13:34
		ICSA3	1	9/22/2008	13:36
		ICSAB3	1	9/22/2008	13:38
		CCV8	1	9/22/2008	13:40
		CCB8	1	9/22/2008	13:43
		CCV9	1	9/22/2008	14:49
		CCB9	1	9/22/2008	14:51
- Ca		0808229-4A	1	9/22/2008	14:53
+ Ca,Mg,Th,Zn		0808229-13	10	9/22/2008	14:55
+ Ca,Mg,Th,Zn		0808229-13DUP	10	9/22/2008	14:57
+ Ca,Mg,Th,Zn		0808229-13SER	50	9/22/2008	14:59
+ Ca,Mg,Th,Zn		0808229-13MS	10	9/22/2008	15:01
+ Ca,Mg,Th,Zn		0808229-13MSD	10	9/22/2008	15:03
- Ca,Mg,Th,Zn		0808229-13A	1	9/22/2008	15:05
+ S		0808245-3	10	9/22/2008	15:07
+ S		0808245-4	10	9/22/2008	15:09
- P,S		0808250-7SER	5	9/22/2008	15:11

Data Package ID: IT0809141-1

ICPTrace2 Run Log -- 9/22/2008

Instrument ID: ICPTrace2
File Name: 080922A.
AnalRunID: IT080922-2A1
CalibRefID: IT080922-2A1

Comment	Field ID	Lab ID	DF	Date Analyzed	Time Analyzed
		CCV10	1	9/22/2008	15:13
		CCB10	1	9/22/2008	15:15
- P,S		0808250-7A	1	9/22/2008	15:17
+ Bi,Co,Fe,Pb,Se,Si,Sn,Th,Ti,Tl,U,V,Zr		0809034-1	2	9/22/2008	15:19
+ Bi,Co,Fe,Pb,Se,Si,Sn,Th,Ti,Tl,U,V,Zr		0809034-1DUP	2	9/22/2008	15:21
+ Bi,Co,Fe,Pb,Se,Si,Sn,Th,Ti,Tl,U,V,Zr		0809034-1SER	10	9/22/2008	15:23
+ Bi,Co,Fe,Pb,Se,Si,Sn,Th,Ti,Tl,U,V,Zr		0809034-1MS	2	9/22/2008	15:25
+ Bi,Co,Fe,Pb,Se,Si,Sn,Th,Ti,Tl,U,V,Zr		0809034-1MSD	2	9/22/2008	15:27
		0809034-1A	1	9/22/2008	15:29
+ Cr,Ni,Sb		0809053-3	10	9/22/2008	15:31
+ Cr,Ni,Sb		0809086-3	10	9/22/2008	15:32
+ Fe,Pb,Se,Th,Tl,U,V		0809053-3	2	9/22/2008	15:34
		CCV11	1	9/22/2008	15:36
		CCB11	1	9/22/2008	15:39
+ Fe,Pb,Se,Th,Tl,U,V		0809086-3	2	9/22/2008	15:42
		F080919-1MB	1	9/22/2008	15:44
	PS-MW02D	0809141-1	1	9/22/2008	15:46
	PS-MW02D	0809141-1SER	5	9/22/2008	15:48
	PS-MW02D	0809141-1MS	1	9/22/2008	15:50
	PS-MW02D	0809141-1MSD	1	9/22/2008	15:52
+ Fe,Pb,Se,Th,Tl,U,V		0808245-3	25	9/22/2008	15:54
+ Fe,Pb,Se,Th,Tl,U,V		0808245-4	25	9/22/2008	15:56
- S		0809099-1	10	9/22/2008	15:58
- S		0809099-1SER	50	9/22/2008	16:00
		CCV12	1	9/22/2008	16:02
		CCB12	1	9/22/2008	16:04
- S		0809099-1MS	10	9/22/2008	16:06
- S		0809099-1MSD	10	9/22/2008	16:08
- Na,S		0809099-2	5	9/22/2008	16:10
- Na,S		0809099-3	5	9/22/2008	16:12
- S		0809099-4	5	9/22/2008	16:14
- Na,S		0809099-5	10	9/22/2008	16:16
- Na,S		0809099-6	10	9/22/2008	16:18
- Na,S		0809099-7	10	9/22/2008	16:20
- S		0809099-8	50	9/22/2008	16:22

Data Package ID: IT0809141-1

ICPTrace2 Run Log -- 9/22/2008

Instrument ID: ICPTrace2
File Name: 080922A.
AnalRunID: IT080922-2A1
CalibRefID: IT080922-2A1

Comment	Field ID	Lab ID	DF	Date Analyzed	Time Analyzed
- Na,S		0809099-9	10	9/22/2008	16:24
		CCV13	1	9/22/2008	16:28
		CCB13	1	9/22/2008	16:30
- Na,S		0809099-10	10	9/22/2008	16:33
- S		0809099-11	5	9/22/2008	16:35
- Na,S		0809099-12	5	9/22/2008	16:37
- S		0809099-13	5	9/22/2008	16:38
- S		0809099-14	10	9/22/2008	16:40
- Na,S		0809099-15	10	9/22/2008	16:42
- Na,S		0809099-16	10	9/22/2008	16:44
- Na,S		0809099-17	10	9/22/2008	16:46
- Na		0809099-18	100	9/22/2008	16:48
- Na,S		0809099-19	10	9/22/2008	16:50
		CCV14	1	9/22/2008	16:55
		CCB14	1	9/22/2008	16:58
- S		0809099-20	10	9/22/2008	17:00
- S		0809099-21	10	9/22/2008	17:02
- S		0809099-21SER	50	9/22/2008	17:04
- S		0809099-21MS	10	9/22/2008	17:06
- S		0809099-21MSD	10	9/22/2008	17:08
		0809099-22	100	9/22/2008	17:10
- Na,S		0809099-23	50	9/22/2008	17:12
- S		0809099-24	25	9/22/2008	17:14
- S		0809099-25	25	9/22/2008	17:16
		0809099-26	10	9/22/2008	17:18
		CCV15	1	9/22/2008	17:22
		CCB15	1	9/22/2008	17:24
		0809099-27	500	9/22/2008	17:26
- S		0809099-28	10	9/22/2008	17:28
- S		0809099-29	25	9/22/2008	17:30
		CRI4	1	9/22/2008	17:33
		ICSA4	1	9/22/2008	17:35
		ICSAB4	1	9/22/2008	17:37
		CCV16	1	9/22/2008	17:40
		CCB16	1	9/22/2008	17:42

Data Package ID: IT0809141-1

ICPTrace2 Run Log -- 9/22/2008

Instrument ID: ICPTrace2
File Name: 080922A.
AnalRunID: IT080922-2A1
CalibRefID: IT080922-2A1

Start Date: 9/22/2008
End Date: 9/22/2008

Lab ID	DF	Time	AG	AL	AS	B	BA	BE	BI	CA	CD	CO	CR	CU	FE	K	LI	MG	MN	MO	NA	NI	P	PB	S	SB	SE	SI	SN	SR	TH	TI	TL	U	V	ZN	ZR
ICV	1	10:28	X	X	X	X	X	X	X	X	X	X	X	X	X	X	X	X	X	X	X	X	X	X	X	X	X	X	X	X	X	X	X	X	X	X	X
ICB	1	10:30	X	X	X	X	X	X	X	X	X	X	X	X	X	X	X	X	X	X	X	X	X	X	X	X	X	X	X	X	X	X	X	X	X	X	X
CRI1	1	10:33	X	X	X	X	X	X	X	X	X	X	X	X	X	X	X	X	X	X	X	X	X	X	X	X	X	X	X	X	X	X	X	X	X	X	X
ICSA1	1	10:35	X	X	X	X	X	X	X	X	X	X	X	X	X	X	X	X	X	X	X	X	X	X	X	X	X	X	X	X	X	X	X	X	X	X	X
ICSAB1	1	10:37	X	X	X	X	X	X	X	X	X	X	X	X	X	X	X	X	X	X	X	X	X	X	X	X	X	X	X	X	X	X	X	X	X	X	X
CCV1	1	10:39	X	X	X	X	X	X	X	X	X	X	X	X	X	X	X	X	X	X	X	X	X	X	X	X	X	X	X	X	X	X	X	X	X	X	X
CCB1	1	10:43	X	X	X	X	X	X	X	X	X	X	X	X	X	X	X	X	X	X	X	X	X	X	X	X	X	X	X	X	X	X	X	X	X	X	X
IP080919-1MB	1	10:45	X	X	X	X	X	X	X	X	X	X	X	X	X	X	X	X	X	X	X	X	X	X	X	X	X	X	X	X	X	X	X	X	X	X	X
IP080919-1LCS	1	10:47	X	X	X	X	X	X	X	X	X	X	X	X	X	X	X	X	X	X	X	X	X	X	X	X	X	X	X	X	X	X	X	X	X	X	X
IP080919-1LCSD	1	10:49	X	X	X	X	X	X	X	X	X	X	X	X	X	X	X	X	X	X	X	X	X	X	X	X	X	X	X	X	X	X	X	X	X	X	X
0809142-1	1	10:51	X	X	X	X	X	X	X	X	X	X	X	X	X	X	X	X	X	X	X	X	X	X	X	X	X	X	X	X	X	X	X	X	X	X	X
0809142-2	1	10:53	X	X	X	X	X	X	X	X	X	X	X	X	X	X	X	X	X	X	X	X	X	X	X	X	X	X	X	X	X	X	X	X	X	X	X
0809142-3	1	10:55	X	X	X	X	X	X	X	X	X	X	X	X	X	X	X	X	X	X	X	X	X	X	X	X	X	X	X	X	X	X	X	X	X	X	X
CRI2	1	10:57	X	X	X	X	X	X	X	X	X	X	X	X	X	X	X	X	X	X	X	X	X	X	X	X	X	X	X	X	X	X	X	X	X	X	X
ICSA2	1	10:59	X	X	X	X	X	X	X	X	X	X	X	X	X	X	X	X	X	X	X	X	X	X	X	X	X	X	X	X	X	X	X	X	X	X	X
ICSAB2	1	11:02	X	X	X	X	X	X	X	X	X	X	X	X	X	X	X	X	X	X	X	X	X	X	X	X	X	X	X	X	X	X	X	X	X	X	X
CCV2	1	11:04	X	X	X	X	X	X	X	X	X	X	X	X	X	X	X	X	X	X	X	X	X	X	X	X	X	X	X	X	X	X	X	X	X	X	X
CCB2	1	11:06	X	X	X	X	X	X	X	X	X	X	X	X	X	X	X	X	X	X	X	X	X	X	X	X	X	X	X	X	X	X	X	X	X	X	X
IP080918-1MB	1	11:08	X	X	X	X	X	X	X	X	X	X	X	X	X	X	X	X	X	X	X	X	X	X	X	X	X	X	X	X	X	X	X	X	X	X	X
IP080918-1LCS	1	11:10	X	X	X	X	X	X	X	X	X	X	X	X	X	X	X	X	X	X	X	X	X	X	X	X	X	X	X	X	X	X	X	X	X	X	X
IP080918-1LCSD	1	11:12	X	X	X	X	X	X	X	X	X	X	X	X	X	X	X	X	X	X	X	X	X	X	X	X	X	X	X	X	X	X	X	X	X	X	X
0808229-2	1	11:14	X	X	X	X	X	X	X		X	X	X	X	X	X	X	X	X	X	X	X	X	X	X	X	X	X	X	X	X	X	X	X	X	X	X
0808229-3	1	11:16	X	X	X	X	X	X	X		X	X	X	X	X	X	X	X	X	X	X	X	X	X	X	X	X	X	X	X	X	X	X	X	X	X	X
0808229-4	1	11:18	X	X	X	X	X	X	X		X	X	X	X	X	X	X	X	X	X	X	X	X	X	X	X	X	X	X	X	X	X	X	X	X	X	X
0808229-4DUP	1	11:20	X	X	X	X	X	X	X		X	X	X	X	X	X	X	X	X	X	X	X	X	X	X	X	X	X	X	X		X	X	X	X		X

Data Package ID: IT0809141-1

Paragon Analytics
LIMS Version: 6.196A

Date Printed: Thursday, September 25, 2008

ICPTrace2 Run Log -- 9/22/2008

Instrument ID: ICPTrace2
File Name: 080922A.
AnalRunID: IT080922-2A1
CalibRefID: IT080922-2A1

Start Date: 9/22/2008
End Date: 9/22/2008

Lab ID	DF	Time	AG	AL	AS	B	BA	BE	BI	CA	CD	CO	CR	CU	FE	K	LI	MG	MN	MO	NA	NI	P	PB	S	SB	SE	SI	SN	SR	TH	TI	TL	U	V	ZN	ZR
0808229-4SER	5	11:22	X	X	X	X	X	X	X		X	X	X	X	X	X	X	X	X	X	X	X	X	X	X	X	X	X	X	X	X	X	X	X	X	X	X
0808229-4MS	1	11:24	X	X	X	X	X	X	X		X	X	X	X	X	X	X	X	X	X	X	X	X	X	X	X	X	X	X	X	X	X	X	X	X	X	X
0808229-4MSD	1	11:26	X	X	X	X	X	X	X		X	X	X	X	X	X	X	X	X	X	X	X	X	X	X	X	X	X	X	X	X	X	X	X	X	X	X
CCV3	1	11:30	X	X	X	X	X	X	X	X	X	X	X	X	X	X	X	X	X	X	X	X	X	X	X	X	X	X	X	X	X	X	X	X	X	X	X
CCB3	1	11:32	X	X	X	X	X	X	X	X	X	X	X	X	X	X	X	X	X	X	X	X	X	X	X	X	X	X	X	X	X	X	X	X	X	X	X
0808229-6	1	11:35	X	X	X	X	X	X	X		X	X	X	X	X	X	X	X	X	X	X	X	X	X	X	X	X	X	X	X	X	X	X	X	X	X	X
0808229-12	1	11:36	X	X	X	X	X	X	X		X	X	X	X	X	X	X		X	X	X	X	X	X	X	X	X	X	X	X		X	X	X	X		X
0808229-13	1	11:38	X	X	X	X	X	X	X		X	X	X	X	X	X	X		X	X	X	X	X	X	X	X	X	X	X	X		X	X	X	X		X
0808229-13DUP	1	11:40	X	X	X	X	X	X	X		X	X	X	X	X	X	X		X	X	X	X	X	X	X	X	X	X	X	X		X	X	X	X		X
0808229-13SER	5	11:42	X	X	X	X	X	X	X		X	X	X	X	X	X	X		X	X	X	X	X	X	X	X	X	X	X	X		X	X	X	X		X
0808229-13MS	1	11:44	X	X	X	X	X	X	X		X	X	X	X	X	X	X		X	X	X	X	X	X	X	X	X	X	X	X		X	X	X	X		X
0808229-13MSD	1	11:46	X	X	X	X	X	X	X		X	X	X	X	X	X	X		X	X	X	X	X	X	X	X	X	X	X	X		X	X	X	X		X
0808229-14	1	11:48	X	X	X	X	X	X	X	X	X	X	X	X	X	X	X	X	X	X	X	X	X	X	X	X	X	X	X	X	X	X	X	X	X	X	X
0808245-3	1	11:50	X	X	X	X	X	X	X	X	X	X	X	X		X	X	X	X	X	X	X	X			X		X	X	X		X				X	X
0808245-4	1	11:52	X	X	X	X	X	X	X	X	X	X	X	X		X	X	X	X	X	X	X	X			X		X	X	X		X				X	X
CCV4	1	11:56	X	X	X	X	X	X	X	X	X	X	X	X	X	X	X	X	X	X	X	X	X	X	X	X	X	X	X	X	X	X	X	X	X	X	X
CCB4	1	12:00	X	X	X	X	X	X	X	X	X	X	X	X	X	X	X	X	X	X	X	X	X	X	X	X	X	X	X	X	X	X	X	X	X	X	X
0808246-2	1	12:02	X	X	X	X	X	X	X	X	X	X	X	X	X	X	X	X	X	X	X	X	X	X	X	X	X	X	X	X	X	X	X	X	X	X	X
0808246-4	1	12:04	X	X	X	X	X	X	X	X	X	X	X	X	X	X	X	X	X	X	X	X	X	X	X	X	X	X	X	X	X	X	X	X	X	X	X
0809029-2	1	12:06	X	X	X	X	X	X	X	X	X	X	X	X	X	X	X	X	X	X	X	X	X	X	X	X	X	X	X	X	X	X	X	X	X	X	X
0809029-4	1	12:08	X	X	X	X	X	X	X	X	X	X	X	X	X	X	X	X	X	X	X	X	X	X	X	X	X	X	X	X	X	X	X	X	X	X	X
IP080918-2LCS	1	12:12	X	X	X	X	X	X	X	X	X	X	X	X	X	X	X	X	X	X	X	X	X	X	X	X	X	X	X	X	X	X	X	X	X	X	X
IP080918-2LCSD	1	12:14	X	X	X	X	X	X	X	X	X	X	X	X	X	X	X	X	X	X	X	X	X	X	X	X	X	X	X	X	X	X	X	X	X	X	X
0808250-1	1	12:16	X	X	X	X	X	X	X	X	X	X	X	X	X		X	X	X	X	X	X		X		X	X	X	X	X	X	X	X	X	X	X	X
0808250-2	1	12:18	X	X	X	X	X	X	X	X	X	X	X	X	X	X	X	X	X	X	X	X		X		X	X	X	X	X	X	X	X	X	X	X	X

Data Package ID: IT0809141-1

Paragon Analytics
LIMS Version: 6.196A

Date Printed: Thursday, September 25, 2008

ICPTrace2 Run Log -- 9/22/2008

Instrument ID: ICPTrace2
File Name: 080922A.
AnalRunID: IT080922-2A1
CalibRefID: IT080922-2A1

Start Date: 9/22/2008
End Date: 9/22/2008

Lab ID	DF	Time	AG	AL	AS	B	BA	BE	BI	CA	CD	CO	CR	CU	FE	K	LI	MG	MN	MO	NA	NI	P	PB	S	SB	SE	SI	SN	SR	TH	TI	TL	U	V	ZN	ZR
0808250-3	1	12:20	X	X	X	X	X	X	X	X	X	X	X	X	X	X	X	X	X	X	X	X		X		X	X	X	X	X	X	X	X	X	X	X	X
CCV5	1	12:24	X	X	X	X	X	X	X	X	X	X	X	X	X	X	X	X	X	X	X	X	X	X	X	X	X	X	X	X	X	X	X	X	X	X	X
CCB5	1	12:26	X	X	X	X	X	X	X	X	X	X	X	X	X	X	X	X	X	X	X	X	X	X	X	X	X	X	X	X	X	X	X	X	X	X	X
0808250-4	1	12:28	X	X	X	X	X	X	X	X	X	X	X	X	X	X	X	X	X	X	X	X		X		X	X	X	X	X	X	X	X	X	X	X	X
0808250-5	1	12:30	X	X	X	X	X	X	X	X	X	X	X	X	X	X	X	X	X	X	X	X		X		X	X	X	X	X	X	X	X	X	X	X	X
0808250-6	1	12:32	X	X	X	X	X	X	X	X	X	X	X	X	X	X	X	X	X	X	X	X		X		X	X	X	X	X	X	X	X	X	X	X	X
0808250-7	1	12:34	X	X	X	X	X	X	X	X	X	X	X	X	X	X	X	X	X	X	X	X		X		X	X	X	X	X	X	X	X	X	X	X	X
IP080919-3MB	1	12:36	X	X	X	X	X	X	X	X	X	X	X	X	X	X	X	X	X	X	X	X	X	X	X	X	X	X	X	X	X	X	X	X	X	X	X
IP080919-3LCS	1	12:38	X	X	X	X	X	X	X	X	X	X	X	X	X	X	X	X	X	X	X	X	X	X	X	X	X	X	X	X	X	X	X	X	X	X	X
0809034-1	1	12:40	X	X	X	X	X	X		X	X		X	X		X	X	X	X	X	X	X	X		X	X				X						X	
0809034-1DUP	1	12:42	X	X	X	X	X	X		X	X		X	X		X	X	X	X	X	X	X	X		X	X				X						X	
0809034-1SER	5	12:44	X	X	X	X	X	X		X	X		X	X		X	X	X	X	X	X	X	X		X	X				X						X	
0809034-1MS	1	12:45	X	X	X	X	X	X		X	X		X	X		X	X	X	X	X	X	X	X		X	X				X						X	
CCV6	1	12:47	X	X	X	X	X	X	X	X	X	X	X	X	X	X	X	X	X	X	X	X	X	X	X	X	X	X	X	X	X	X	X	X	X	X	X
CCB6	1	12:52	X	X	X	X	X	X	X	X	X	X	X	X	X	X	X	X	X	X	X	X	X	X	X	X	X	X	X	X	X	X	X	X	X	X	X
0809034-1MSD	1	12:54	X	X	X	X	X	X		X	X		X	X		X	X	X	X	X	X	X	X		X	X				X						X	
0809040-2	1	12:56	X	X	X	X	X	X	X	X	X	X	X	X	X	X	X	X	X	X	X	X	X	X	X	X	X	X	X	X	X	X	X	X	X	X	X
0809040-3	1	12:58	X	X	X	X	X	X	X	X	X	X	X	X		X	X	X		X	X	X	X		X	X		X	X	X		X				X	X
0809040-5	1	13:00	X	X	X	X	X	X	X	X	X	X	X	X	X	X	X	X	X	X	X	X	X	X	X	X	X	X	X	X	X	X	X	X	X	X	X
0809040-6	1	13:02	X	X	X	X	X	X	X	X	X	X	X	X	X	X	X	X	X	X	X	X	X	X	X	X	X	X	X	X	X	X	X	X	X	X	X
0809040-7	1	13:04	X	X	X	X	X	X	X	X	X	X	X	X	X	X	X	X	X	X	X	X	X	X	X	X	X	X	X	X	X	X	X	X	X	X	X
0809048-1	1	13:06	X	X	X	X	X	X	X	X	X	X	X	X	X	X	X	X	X	X	X	X	X	X	X	X	X	X	X	X	X	X	X	X	X	X	X
0809054-5	1	13:07	X	X	X	X	X	X	X	X	X	X	X	X	X	X	X	X	X	X	X	X	X	X	X	X	X	X	X	X	X	X	X	X	X	X	X
0809054-6	1	13:09	X	X	X	X	X	X	X	X	X	X	X	X	X	X	X	X	X	X	X	X	X	X	X	X	X	X	X	X	X	X	X	X	X	X	X
0809090-1	1	13:11	X	X	X	X	X	X	X	X	X	X	X	X	X	X	X	X	X	X	X	X	X	X	X	X	X	X	X	X	X	X	X	X	X	X	X

Data Package ID: IT0809141-1

ICPTrace2 Run Log -- 9/22/2008

Instrument ID: ICPTrace2
File Name: 080922A.
AnalRunID: IT080922-2A1
CalibRefID: IT080922-2A1

Start Date: 9/22/2008
End Date: 9/22/2008

Lab ID	DF	Time	AG	AL	AS	B	BA	BE	BI	CA	CD	CO	CR	CU	FE	K	LI	MG	MN	MO	NA	NI	P	PB	S	SB	SE	SI	SN	SR	TH	TI	TL	U	V	ZN	ZR
CCV7	1	13:13	X	X	X	X	X	X	X	X	X	X	X	X	X	X	X	X	X	X	X	X	X	X	X	X	X	X	X	X	X	X	X	X	X	X	X
CCB7	1	13:16	X	X	X	X	X	X	X	X	X	X	X	X	X	X	X	X	X	X	X	X	X	X	X	X	X	X	X	X	X	X	X	X	X	X	X
0809090-2	1	13:18	X	X	X	X	X	X	X	X	X	X	X	X		X	X	X	X	X	X	X	X		X	X		X	X	X		X				X	X
0809090-8	1	13:20	X	X	X	X	X	X	X	X	X	X	X	X	X	X	X	X	X	X	X	X	X	X	X	X	X	X	X	X	X	X	X	X	X	X	X
0809090-9	1	13:22	X	X	X	X	X	X	X	X	X	X	X	X	X	X	X	X	X	X	X	X	X	X	X	X	X	X	X	X	X	X	X	X	X	X	X
0809020-21A	1	13:24								X																											
0809053-3	1	13:26	X	X	X	X	X	X	X	X	X	X		X		X	X	X	X	X	X		X		X			X	X	X		X				X	X
0809086-3	1	13:28	X	X	X	X	X	X	X	X	X	X		X		X	X	X	X	X	X		X		X			X	X	X		X				X	X
IP080918-2MB	1	13:31	X	X	X	X	X	X	X	X	X	X	X	X	X	X	X	X	X	X	X	X	X	X	X	X	X	X	X	X	X	X	X	X	X	X	X
CRI3	1	13:34	X	X	X	X	X	X	X	X	X	X	X	X	X	X	X	X	X	X	X	X	X	X	X	X	X	X	X	X	X	X	X	X	X	X	X
ICSA3	1	13:36	X	X	X	X	X	X	X	X	X	X	X	X	X	X	X	X	X	X	X	X	X	X	X	X	X	X	X	X	X	X	X	X	X	X	X
ICSAB3	1	13:38	X	X	X	X	X	X	X	X	X	X	X	X	X	X	X	X	X	X	X	X	X	X	X	X	X	X	X	X	X	X	X	X	X	X	X
CCV8	1	13:40	X	X	X	X	X	X	X	X	X	X	X	X	X	X	X	X	X	X	X	X	X	X	X	X	X	X	X	X	X	X	X	X	X	X	X
CCB8	1	13:43	X	X	X	X	X	X	X	X	X	X	X	X	X	X	X	X	X	X	X	X	X	X	X	X	X	X	X	X	X	X	X	X	X	X	X
CCV9	1	14:49	X	X	X	X	X	X	X	X	X	X	X	X	X	X	X	X	X	X	X	X	X	X	X	X	X	X	X	X	X	X	X	X	X	X	X
CCB9	1	14:51	X	X	X	X	X	X	X	X	X	X	X	X	X	X	X	X	X	X	X	X	X	X	X	X	X	X	X	X	X	X	X	X	X	X	X
0808229-4A	1	14:53	X	X	X	X	X	X	X		X	X	X	X	X	X	X	X	X	X	X	X	X	X	X	X	X	X	X	X	X	X	X	X	X	X	X
0808229-13	10	14:55								X								X													X					X	
0808229-13DUP	10	14:57								X								X													X					X	
0808229-13SER	50	14:59								X								X													X					X	
0808229-13MS	10	15:01								X								X													X					X	
0808229-13MSD	10	15:03								X								X													X					X	
0808229-13A	1	15:05	X	X	X	X	X	X	X		X	X	X	X	X	X	X		X	X	X	X	X	X	X	X	X	X	X	X		X	X	X	X		X
0808245-3	10	15:07																							X												
0808245-4	10	15:09																							X												

Data Package ID: IT0809141-1

Paragon Analytics
LIMS Version: 6.196A

Date Printed: Thursday, September 25, 2008

ICPTrace2 Run Log -- 9/22/2008

Instrument ID: ICPTrace2
File Name: 080922A.
AnalRunID: IT080922-2A1
CalibRefID: IT080922-2A1

Start Date: 9/22/2008
End Date: 9/22/2008

Lab ID	DF	Time	AG	AL	AS	B	BA	BE	BI	CA	CD	CO	CR	CU	FE	K	LI	MG	MN	MO	NA	NI	P	PB	S	SB	SE	SI	SN	SR	TH	TI	TL	U	V	ZN	ZR
0808250-7SER	5	15:11	X	X	X	X	X	X	X	X	X	X	X	X	X	X	X	X	X	X	X	X		X		X	X	X	X	X	X	X	X	X	X	X	X
CCV10	1	15:13	X	X	X	X	X	X	X	X	X	X	X	X	X	X	X	X	X	X	X	X	X	X	X	X	X	X	X	X	X	X	X	X	X	X	X
CCB10	1	15:15	X	X	X	X	X	X	X	X	X	X	X	X	X	X	X	X	X	X	X	X	X	X	X	X	X	X	X	X	X	X	X	X	X	X	X
0808250-7A	1	15:17	X	X	X	X	X	X	X	X	X	X	X	X	X	X	X	X	X	X	X	X		X		X	X	X	X	X	X	X	X	X	X	X	X
0809034-1	2	15:19							X			X			X									X			X	X	X		X	X	X	X	X		X
0809034-1DUP	2	15:21							X			X			X									X			X	X	X		X	X	X	X	X		X
0809034-1SER	10	15:23							X			X			X									X			X	X	X		X	X	X	X	X		X
0809034-1MS	2	15:25							X			X			X									X			X	X	X		X	X	X	X	X		X
0809034-1MSD	2	15:27							X			X			X									X			X	X	X		X	X	X	X	X		X
0809034-1A	1	15:29	X	X	X	X	X	X	X	X	X	X	X	X	X	X	X	X	X	X	X	X	X	X	X	X	X	X	X	X	X	X	X	X	X	X	X
0809053-3	10	15:31											X									X				X											
0809086-3	10	15:32											X									X				X											
0809053-3	2	15:34													X									X			X				X		X	X	X		
CCV11	1	15:36	X	X	X	X	X	X	X	X	X	X	X	X	X	X	X	X	X	X	X	X	X	X	X	X	X	X	X	X	X	X	X	X	X	X	X
CCB11	1	15:39	X	X	X	X	X	X	X	X	X	X	X	X	X	X	X	X	X	X	X	X	X	X	X	X	X	X	X	X	X	X	X	X	X	X	X
0809086-3	2	15:42													X									X			X				X		X	X	X		
F080919-1MB	1	15:44	X	X	X	X	X	X	X	X	X	X	X	X	X	X	X	X	X	X	X	X	X	X	X	X	X	X	X	X	X	X	X	X	X	X	X
0809141-1	1	15:46	X	X	X	X	X	X	X	X	X	X	X	X	X	X	X	X	X	X	X	X	X	X	X	X	X	X	X	X	X	X	X	X	X	X	X
0809141-1SER	5	15:48	X	X	X	X	X	X	X	X	X	X	X	X	X	X	X	X	X	X	X	X	X	X	X	X	X	X	X	X	X	X	X	X	X	X	X
0809141-1MS	1	15:50	X	X	X	X	X	X	X	X	X	X	X	X	X	X	X	X	X	X	X	X	X	X	X	X	X	X	X	X	X	X	X	X	X	X	X
0809141-1MSD	1	15:52	X	X	X	X	X	X	X	X	X	X	X	X	X	X	X	X	X	X	X	X	X	X	X	X	X	X	X	X	X	X	X	X	X	X	X
0808245-3	25	15:54													X									X			X				X		X	X	X		
0808245-4	25	15:56													X									X			X				X		X	X	X		
0809099-1	10	15:58	X	X	X	X	X	X	X	X	X	X	X	X	X	X	X	X	X	X	X	X	X	X		X	X	X	X	X	X	X	X	X	X	X	X
0809099-1SER	50	16:00	X	X	X	X	X	X	X	X	X	X	X	X	X	X	X	X	X	X	X	X	X	X		X	X	X	X	X	X	X	X	X	X	X	X

Data Package ID: IT0809141-1

Paragon Analytics
LIMS Version: 6.196A

Date Printed: Thursday, September 25, 2008

ICPTrace2 Run Log -- 9/22/2008

Instrument ID: ICPTrace2
File Name: 080922A.
AnalRunID: IT080922-2A1
CalibRefID: IT080922-2A1

Start Date: 9/22/2008
End Date: 9/22/2008

Lab ID	DF	Time	AG	AL	AS	B	BA	BE	BI	CA	CD	CO	CR	CU	FE	K	LI	MG	MN	MO	NA	NI	P	PB	S	SB	SE	SI	SN	SR	TH	TI	TL	U	V	ZN	ZR
CCV12	1	16:02	X	X	X	X	X	X	X	X	X	X	X	X	X	X	X	X	X	X	X	X	X	X	X	X	X	X	X	X	X	X	X	X	X	X	X
CCB12	1	16:04	X	X	X	X	X	X	X	X	X	X	X	X	X	X	X	X	X	X	X	X	X	X	X	X	X	X	X	X	X	X	X	X	X	X	X
0809099-1MS	10	16:06	X	X	X	X	X	X	X	X	X	X	X	X	X	X	X	X	X	X	X	X	X	X		X	X	X	X	X	X	X	X	X	X	X	X
0809099-1MSD	10	16:08	X	X	X	X	X	X	X	X	X	X	X	X	X	X	X	X	X	X	X	X	X	X		X	X	X	X	X	X	X	X	X	X	X	X
0809099-2	5	16:10	X	X	X	X	X	X	X	X	X	X	X	X	X	X	X	X	X	X		X	X	X		X	X	X	X	X	X	X	X	X	X	X	X
0809099-3	5	16:12	X	X	X	X	X	X	X	X	X	X	X	X	X	X	X	X	X	X		X	X	X		X	X	X	X	X	X	X	X	X	X	X	X
0809099-4	5	16:14	X	X	X	X	X	X	X	X	X	X	X	X	X	X	X	X	X	X	X	X	X	X		X	X	X	X	X	X	X	X	X	X	X	X
0809099-5	10	16:16	X	X	X	X	X	X	X	X	X	X	X	X	X	X	X	X	X	X		X	X	X		X	X	X	X	X	X	X	X	X	X	X	X
0809099-6	10	16:18	X	X	X	X	X	X	X	X	X	X	X	X	X	X	X	X	X	X		X	X	X		X	X	X	X	X	X	X	X	X	X	X	X
0809099-7	10	16:20	X	X	X	X	X	X	X	X	X	X	X	X	X	X	X	X	X	X		X	X	X		X	X	X	X	X	X	X	X	X	X	X	X
0809099-8	50	16:22	X	X	X	X	X	X	X	X	X	X	X	X	X	X	X	X	X	X	X	X	X	X		X	X	X	X	X	X	X	X	X	X	X	X
0809099-9	10	16:24	X	X	X	X	X	X	X	X	X	X	X	X	X	X	X	X	X	X		X	X	X		X	X	X	X	X	X	X	X	X	X	X	X
CCV13	1	16:28	X	X	X	X	X	X	X	X	X	X	X	X	X	X	X	X	X	X	X	X	X	X	X	X	X	X	X	X	X	X	X	X	X	X	X
CCB13	1	16:30	X	X	X	X	X	X	X	X	X	X	X	X	X	X	X	X	X	X	X	X	X	X	X	X	X	X	X	X	X	X	X	X	X	X	X
0809099-10	10	16:33	X	X	X	X	X	X	X	X	X	X	X	X	X	X	X	X	X	X		X	X	X		X	X	X	X	X	X	X	X	X	X	X	X
0809099-11	5	16:35	X	X	X	X	X	X	X	X	X	X	X	X	X	X	X	X	X	X	X	X	X	X		X	X	X	X	X	X	X	X	X	X	X	X
0809099-12	5	16:37	X	X	X	X	X	X	X	X	X	X	X	X	X	X	X	X	X	X		X	X	X		X	X	X	X	X	X	X	X	X	X	X	X
0809099-13	5	16:38	X	X	X	X	X	X	X	X	X	X	X	X	X	X	X	X	X	X	X	X	X	X		X	X	X	X	X	X	X	X	X	X	X	X
0809099-14	10	16:40	X	X	X	X	X	X	X	X	X	X	X	X	X	X	X	X	X	X	X	X	X	X		X	X	X	X	X	X	X	X	X	X	X	X
0809099-15	10	16:42	X	X	X	X	X	X	X	X	X	X	X	X	X	X	X	X	X	X		X	X	X		X	X	X	X	X	X	X	X	X	X	X	X
0809099-16	10	16:44	X	X	X	X	X	X	X	X	X	X	X	X	X	X	X	X	X	X		X	X	X		X	X	X	X	X	X	X	X	X	X	X	X
0809099-17	10	16:46	X	X	X	X	X	X	X	X	X	X	X	X	X	X	X	X	X	X		X	X	X		X	X	X	X	X	X	X	X	X	X	X	X
0809099-18	100	16:48	X	X	X	X	X	X	X	X	X	X	X	X	X	X	X	X	X	X		X	X	X	X	X	X	X	X	X	X	X	X	X	X	X	X
0809099-19	10	16:50	X	X	X	X	X	X	X	X	X	X	X	X	X	X	X	X	X	X		X	X	X		X	X	X	X	X	X	X	X	X	X	X	X
CCV14	1	16:55	X	X	X	X	X	X	X	X	X	X	X	X	X	X	X	X	X	X	X	X	X	X	X	X	X	X	X	X	X	X	X	X	X	X	X

Data Package ID: IT0809141-1

ICPTrace2 Run Log -- 9/22/2008

Instrument ID: ICPTrace2
File Name: 080922A.
AnalRunID: IT080922-2A1
CalibRefID: IT080922-2A1

Start Date: 9/22/2008
End Date: 9/22/2008

Lab ID	DF	Time	AG	AL	AS	B	BA	BE	BI	CA	CD	CO	CR	CU	FE	K	LI	MG	MN	MO	NA	NI	P	PB	S	SB	SE	SI	SN	SR	TH	TI	TL	U	V	ZN	ZR
CCB14	1	16:58	X	X	X	X	X	X	X	X	X	X	X	X	X	X	X	X	X	X	X	X	X	X	X	X	X	X	X	X	X	X	X	X	X	X	X
0809099-20	10	17:00	X	X	X	X	X	X	X	X	X	X	X	X	X	X	X	X	X	X	X	X	X	X		X	X	X	X	X	X	X	X	X	X	X	X
0809099-21	10	17:02	X	X	X	X	X	X	X	X	X	X	X	X	X	X	X	X	X	X	X	X	X	X		X	X	X	X	X	X	X	X	X	X	X	X
0809099-21SER	50	17:04	X	X	X	X	X	X	X	X	X	X	X	X	X	X	X	X	X	X	X	X	X	X		X	X	X	X	X	X	X	X	X	X	X	X
0809099-21MS	10	17:06	X	X	X	X	X	X	X	X	X	X	X	X	X	X	X	X	X	X	X	X	X	X		X	X	X	X	X	X	X	X	X	X	X	X
0809099-21MSD	10	17:08	X	X	X	X	X	X	X	X	X	X	X	X	X	X	X	X	X	X	X	X	X	X		X	X	X	X	X	X	X	X	X	X	X	X
0809099-22	100	17:10	X	X	X	X	X	X	X	X	X	X	X	X	X	X	X	X	X	X	X	X	X	X	X	X	X	X	X	X	X	X	X	X	X	X	X
0809099-23	50	17:12	X	X	X	X	X	X	X	X	X	X	X	X	X	X	X	X	X	X		X	X	X		X	X	X	X	X	X	X	X	X	X	X	X
0809099-24	25	17:14	X	X	X	X	X	X	X	X	X	X	X	X	X	X	X	X	X	X	X	X	X	X		X	X	X	X	X	X	X	X	X	X	X	X
0809099-25	25	17:16	X	X	X	X	X	X	X	X	X	X	X	X	X	X	X	X	X	X	X	X	X	X		X	X	X	X	X	X	X	X	X	X	X	X
0809099-26	10	17:18	X	X	X	X	X	X	X	X	X	X	X	X	X	X	X	X	X	X	X	X	X	X	X	X	X	X	X	X	X	X	X	X	X	X	X
CCV15	1	17:22	X	X	X	X	X	X	X	X	X	X	X	X	X	X	X	X	X	X	X	X	X	X	X	X	X	X	X	X	X	X	X	X	X	X	X
CCB15	1	17:24	X	X	X	X	X	X	X	X	X	X	X	X	X	X	X	X	X	X	X	X	X	X	X	X	X	X	X	X	X	X	X	X	X	X	X
0809099-27	500	17:26	X	X	X	X	X	X	X	X	X	X	X	X	X	X	X	X	X	X	X	X	X	X	X	X	X	X	X	X	X	X	X	X	X	X	X
0809099-28	10	17:28	X	X	X	X	X	X	X	X	X	X	X	X	X	X	X	X	X	X	X	X	X	X		X	X	X	X	X	X	X	X	X	X	X	X
0809099-29	25	17:30	X	X	X	X	X	X	X	X	X	X	X	X	X	X	X	X	X	X	X	X	X	X		X	X	X	X	X	X	X	X	X	X	X	X
CRI4	1	17:33	X	X	X	X	X	X	X	X	X	X	X	X	X	X	X	X	X	X	X	X	X	X	X	X	X	X	X	X	X	X	X	X	X	X	X
ICSA4	1	17:35	X	X	X	X	X	X	X	X	X	X	X	X	X	X	X	X	X	X	X	X	X	X	X	X	X	X	X	X	X	X	X	X	X	X	X
ICSAB4	1	17:37	X	X	X	X	X	X	X	X	X	X	X	X	X	X	X	X	X	X	X	X	X	X	X	X	X	X	X	X	X	X	X	X	X	X	X
CCV16	1	17:40	X	X	X	X	X	X	X	X	X	X	X	X	X	X	X	X	X	X	X	X	X	X	X	X	X	X	X	X	X	X	X	X	X	X	X
CCB16	1	17:42	X	X	X	X	X	X	X	X	X	X	X	X	X	X	X	X	X	X	X	X	X	X	X	X	X	X	X	X	X	X	X	X	X	X	X

Data Package ID: IT0809141-1

Paragon Analytics
LIMS Version: 6.196A

Date Printed: Thursday, September 25, 2008

ICPMS Metals

Method SW6020A
Method Blank

Lab Name: **Paragon Analytics**
Work Order Number: 0809141
Client Name: URS
ClientProject ID: Prather Phase 1 Investigation

Lab ID: F080919-1MB

Sample Matrix: WATER
% Moisture: N/A
Date Collected: N/A
Date Extracted: 23-Sep-08
Date Analyzed: 23-Sep-08

Prep Batch: IP080923-22
QCBatchID: IP080923-22-1
Run ID: IM080923-1A3
Cleanup: NONE
Basis: N/A
File Name: 23SEP08A

Sample Aliquot: 50 g
Final Volume: 50 g
Result Units: UG/L
Clean DF: 1

CASNO	Target Analyte	DF	Result	Reporting Limit	MDL	Result Qualifier	EPA Qualifier
7440-38-2	ARSENIC	10	0.38	2	0.11	B	
7440-43-9	CADMIUM	10	0.09	0.3	0.042	B	
7439-92-1	LEAD	10	0.5	0.5	0.045	U	
7782-49-2	SELENIUM	10	0.13	1	0.11	B	
7440-22-4	SILVER	10	0.064	0.1	0.014	B	

Data Package ID: *IM0809141-1*

ICPMS Metals

Method SW6020A

Laboratory Control Sample

Lab Name: **Paragon Analytics**
Work Order Number: 0809141
Client Name: URS
ClientProject ID: Prather Phase 1 Investigation

Lab ID: F080919-1LCS

Sample Matrix: WATER
% Moisture: N/A
Date Collected: N/A
Date Extracted: 09/23/2008
Date Analyzed: 09/23/2008
Prep Method: SW3005A

Prep Batch: IP080923-22
QCBatchID: IP080923-22-1
Run ID: IM080923-1A3
Cleanup: NONE
Basis: N/A
File Name: 23SEP08A

Sample Aliquot: 50 g
Final Volume: 50 g
Result Units: UG/L
Clean DF: 1

CASNO	Target Analyte	Spike Added	LCS Result	Reporting Limit	Result Qualifier	LCS % Rec.	Control Limits
7440-38-2	ARSENIC	40	39.9	2		100	80 - 120%
7782-49-2	SELENIUM	40	38.8	1		97	80 - 120%

Data Package ID: *IM0809141-1*

ICPMS Metals

Method SW6020A

Matrix Spike And Matrix Spike Duplicate

Lab Name: **Paragon Analytics**
Work Order Number: 0809141
Client Name: URS
ClientProject ID: Prather Phase 1 Investigation

Field ID: PS-MW02D
LabID: 0809141-1MS

Sample Matrix: WATER
% Moisture: N/A
Date Collected: 17-Sep-08
Date Extracted: 23-Sep-08
Date Analyzed: 23-Sep-08
Prep Method: SW3005 Rev A

Prep Batch: IP080923-22
QCBatchID: IP080923-22-1
Run ID: IM080923-1A3
Cleanup: NONE
Basis: As Received

Sample Aliquot: 50 g
Final Volume: 50 g
Result Units: UG/L
File Name: 23SEP08A

CASNO	Target Analyte	Sample Result	Samp Qual	MS Result	MS Qual	Reporting Limit	Spike Added	MS % Rec.	Control Limits
7440-38-2	ARSENIC	74		109		2	40	89	75 - 125%
7440-43-9	CADMIUM	0.12	B	20.6		0.3	20	102	75 - 125%
7439-92-1	LEAD	0.087	B	108		0.5	100	108	75 - 125%
7782-49-2	SELENIUM	6.1		44.4		1	40	96	75 - 125%
7440-22-4	SILVER	0.03	B	21.2		0.1	20	106	75 - 125%

Field ID: PS-MW02D
LabID: 0809141-1MSD

Sample Matrix: WATER
% Moisture: N/A
Date Collected: 17-Sep-08
Date Extracted: 23-Sep-08
Date Analyzed: 23-Sep-08
Prep Method: SW3005 Rev A

Prep Batch: IP080923-22
QCBatchID: IP080923-22-1
Run ID: IM080923-1A3
Cleanup: NONE
Basis: As Received

Sample Aliquot: 50 g
Final Volume: 50 g
Result Units: UG/L
File Name: 23SEP08A

CASNO	Target Analyte	MSD Result	MSD Qual	Spike Added	MSD % Rec.	Reporting Limit	RPD Limit	RPD
7440-38-2	ARSENIC	112		40	94	2	20	2
7440-43-9	CADMIUM	20.7		20	103	0.3	20	1
7439-92-1	LEAD	108		100	108	0.5	20	0
7782-49-2	SELENIUM	44.2		40	95	1	20	1
7440-22-4	SILVER	21.3		20	107	0.1	20	1

Data Package ID: *IM0809141-1*

ICPMS Metals

Method SW6020
Serial Dilution

Lab Name: **Paragon Analytics**
Work Order Number: 0809141
Client Name: URS
ClientProject ID: Prather Phase 1 Investigation

Field ID: PS-MW02D
Lab ID: 0809141-1L

Run ID: IM080923-1A3
Date Analyzed: 23-Sep-08
Result Units: ug/l

CASNO	Target Analyte	Sample Result	Samp Qual	SD Result	SD Qual	EPA Qualifier	%D
7440-38-2	ARSENIC	7.38		7.34			1
7440-43-9	CADMIUM	0.0123	B	0.0192	U		
7439-92-1	LEAD	0.00868	B	0.0390	B		
7782-49-2	SELENIUM	0.609		0.625	B		3
7440-22-4	SILVER	0.00300	B	0.0110	B		

Data Package ID: *IM0809141-1*

Prep Batch ID: IP080923-21

Start Date: 09/23/08
Start Time: 8:00
Prep Analyst: Ross Miller

End Date: 09/23/08
End Time: 21:00

Concentration Method: NONE
Extract Method: SW3005A
Initial Volume Units: ml
Final Volume Units: ml

Batch Created By: REM
Date Created: 09/24/08
Time Created: 14:37
Validated By: REM
Date Validated: 09/24/08
Time Validated: 15:30

Comments:

QC Batch ID: IP080923-21-3

Lab ID	QC Type	Field ID	Matrix	Date Collected	Initial Wt/Vol	Final Wt/Vol	Cleanup Method	Cleanup DF	Order Number
F080919-1	MB	XXXXXX	WATER	XXXXXX	5	5	NONE	1	0809141
0809141-1	MS	PS-MW02D	WATER	9/17/2008	5	5	NONE	1	0809141
0809141-1	MSD	PS-MW02D	WATER	9/17/2008	5	5	NONE	1	0809141
0809141-1	SMP	PS-MW02D	WATER	9/17/2008	5	5	NONE	1	0809141

QC Types

CAR	Carrier reference sample	DUP	Laboratory Duplicate
LCS	Laboratory Control Sample	LCSD	Laboratory Control Sample Duplicat
MB	Method Blank	MS	Laboratory Matrix Spike
MSD	Laboratory Matrix Spike Duplicate	REP	Sample replicate
SMP	Field Sample	SYS	Sample Yield Spike

Prep Batch ID: IP080923-22

Start Date: 09/23/08
Start Time: 8:00
Prep Analyst: Ross Miller

End Date: 09/23/08
End Time: 21:00

Concentration Method: NONE
Extract Method: SW3005A
Initial Volume Units: g
Final Volume Units: g

Batch Created By: REM
Date Created: 09/24/08
Time Created: 14:38
Validated By: REM
Date Validated: 09/24/08
Time Validated: 15:06

Comments:

QC Batch ID: IP080923-22-1

Lab ID	QC Type	Field ID	Matrix	Date Collected	Initial Wt/Vol	Final Wt/Vol	Cleanup Method	Cleanup DF	Order Number
F080919-1	MB	XXXXXX	WATER	XXXXXX	50	50	NONE	1	0809141
F080919-1	LCS	XXXXXX	WATER	XXXXXX	50	50	NONE	1	0809141
0809141-1	MS	PS-MW02D	WATER	9/17/2008	50	50	NONE	1	0809141
0809141-1	MSD	PS-MW02D	WATER	9/17/2008	50	50	NONE	1	0809141
0809141-1	SMP	PS-MW02D	WATER	9/17/2008	50	50	NONE	1	0809141

QC Types

CAR	Carrier reference sample	DUP	Laboratory Duplicate
LCS	Laboratory Control Sample	LCSD	Laboratory Control Sample Duplicat
MB	Method Blank	MS	Laboratory Matrix Spike
MSD	Laboratory Matrix Spike Duplicate	REP	Sample replicate
SMP	Field Sample	SYS	Sample Yield Spike

ICPMS Metals

Method SW6020
Calibration Verifications

Lab Name: **Paragon Analytics**
Work Order Number: 0809141
Client Name: URS
ClientProject ID: Prather Phase 1 Investigation

Lab ID: ICV
QC Type: Initial Calibration
File Name: 23SEP08A

Run ID: IM080923-1A3
Date Analyzed: 09/23/2008
Time Analyzed: 11:39
Result Units: MG/L

CASNO	Target Analyte	Spike Added	Result	Reporting Limit	Result Qualifier	% Rec.	Control Limits
7440-38-2	ARSENIC	0.005	0.00527	0.0002		105	90 - 110%
7440-43-9	CADMIUM	0.0025	0.0025	0.00003		100	90 - 110%
7439-92-1	LEAD	0.0125	0.0131	0.00005		105	90 - 110%
7782-49-2	SELENIUM	0.005	0.00502	0.0001		100	90 - 110%
7440-22-4	SILVER	0.0025	0.00261	0.00001		104	90 - 110%

Data Package ID: *IM0809141-1*

ICPMS Metals

Method SW6020
Calibration Verifications

Lab Name: **Paragon Analytics**
Work Order Number: 0809141
Client Name: URS
ClientProject ID: Prather Phase 1 Investigation

Lab ID: CCV1
QC Type: Continuing Calibration
File Name: 23SEP08A

Run ID: IM080923-1A3
Date Analyzed: 09/23/2008
Time Analyzed: 12:21
Result Units: MG/L

CASNO	Target Analyte	Spike Added	Result	Reporting Limit	Result Qualifier	% Rec.	Control Limits
7440-38-2	ARSENIC	0.004	0.00423	0.0002		106	90 - 110%
7440-43-9	CADMIUM	0.002	0.00199	0.00003		100	90 - 110%
7439-92-1	LEAD	0.01	0.0101	0.00005		101	90 - 110%
7782-49-2	SELENIUM	0.004	0.00403	0.0001		101	90 - 110%
7440-22-4	SILVER	0.002	0.00201	0.00001		100	90 - 110%

Data Package ID: *IM0809141-1*

ICPMS Metals

Method SW6020
Calibration Verifications

Lab Name: **Paragon Analytics**
Work Order Number: 0809141
Client Name: URS
ClientProject ID: Prather Phase 1 Investigation

Lab ID: CCV2
QC Type: Continuing Calibration
File Name: 23SEP08A

Run ID: IM080923-1A3
Date Analyzed: 09/23/2008
Time Analyzed: 13:04
Result Units: MG/L

CASNO	Target Analyte	Spike Added	Result	Reporting Limit	Result Qualifier	% Rec.	Control Limits
7440-38-2	ARSENIC	0.004	0.00406	0.0002		102	90 - 110%
7440-43-9	CADMIUM	0.002	0.00199	0.00003		99	90 - 110%
7439-92-1	LEAD	0.01	0.0101	0.00005		101	90 - 110%
7782-49-2	SELENIUM	0.004	0.00409	0.0001		102	90 - 110%
7440-22-4	SILVER	0.002	0.00203	0.00001		101	90 - 110%

Data Package ID: *IM0809141-1*

ICPMS Metals

Method SW6020
Calibration Verifications

Lab Name: **Paragon Analytics**
Work Order Number: 0809141
Client Name: URS
ClientProject ID: Prather Phase 1 Investigation

Lab ID: CCV3
QC Type: Continuing Calibration
File Name: 23SEP08A

Run ID: IM080923-1A3
Date Analyzed: 09/23/2008
Time Analyzed: 13:54
Result Units: MG/L

CASNO	Target Analyte	Spike Added	Result	Reporting Limit	Result Qualifier	% Rec.	Control Limits
7440-38-2	ARSENIC	0.004	0.00419	0.0002		105	90 - 110%
7440-43-9	CADMIUM	0.002	0.002	0.00003		100	90 - 110%
7439-92-1	LEAD	0.01	0.0101	0.00005		101	90 - 110%
7782-49-2	SELENIUM	0.004	0.00404	0.0001		101	90 - 110%
7440-22-4	SILVER	0.002	0.002	0.00001		100	90 - 110%

Data Package ID: *IM0809141-1*

ICPMS Metals

Method SW6020
Calibration Blanks

Lab Name: **Paragon Analytics**
Work Order Number: 0809141
Client Name: URS
ClientProject ID: Prather Phase 1 Investigation

Lab ID: ICB
QC Type: Initial Calibration

Run ID: IM080923-1A3
Date Analyzed: 09/23/2008
Time Analyzed: 11:46:00 AM
Result Units: MG/L

CASNO	Target Analyte	Result	Reporting Limit	Result Qualifier
7440-38-2	ARSENIC	0.0002	0.0002	U
7440-43-9	CADMIUM	0.00003	0.00003	U
7439-92-1	LEAD	0.0000119	0.00005	B
7782-49-2	SELENIUM	0.0000258	0.0001	B
7440-22-4	SILVER	3.58E-06	0.00001	B

Data Package ID: *IM0809141-1*

ICPMS Metals

Method SW6020
Calibration Blanks

Lab Name: **Paragon Analytics**
Work Order Number: 0809141
Client Name: URS
ClientProject ID: Prather Phase 1 Investigation

Lab ID: CCB1
QC Type: Continuing Calibration

Run ID: IM080923-1A3
Date Analyzed: 09/23/2008
Time Analyzed: 12:33:00 PM
Result Units: MG/L

CASNO	Target Analyte	Result	Reporting Limit	Result Qualifier
7440-38-2	ARSENIC	0.0000936	0.0002	B
7440-43-9	CADMIUM	0.00003	0.00003	U
7439-92-1	LEAD	0.0000173	0.00005	B
7782-49-2	SELENIUM	0.0001	0.0001	U
7440-22-4	SILVER	2.27E-06	0.00001	B

Data Package ID: *IM0809141-1*

ICPMS Metals

Method SW6020
Calibration Blanks

Lab Name: **Paragon Analytics**
Work Order Number: 0809141
Client Name: URS
ClientProject ID: Prather Phase 1 Investigation

Lab ID: CCB2
QC Type: Continuing Calibration

Run ID: IM080923-1A3
Date Analyzed: 09/23/2008
Time Analyzed: 1:08:00 PM
Result Units: MG/L

CASNO	Target Analyte	Result	Reporting Limit	Result Qualifier
7440-38-2	ARSENIC	0.000032	0.0002	B
7440-43-9	CADMIUM	0.00003	0.00003	U
7439-92-1	LEAD	7.69E-06	0.00005	B
7782-49-2	SELENIUM	0.0001	0.0001	U
7440-22-4	SILVER	2.76E-06	0.00001	B

Data Package ID: *IM0809141-1*

ICPMS Metals

Method SW6020
Calibration Blanks

Lab Name: **Paragon Analytics**
Work Order Number: 0809141
Client Name: URS
ClientProject ID: Prather Phase 1 Investigation

Lab ID: CCB3
QC Type: Continuing Calibration

Run ID: IM080923-1A3
Date Analyzed: 09/23/2008
Time Analyzed: 1:58:00 PM
Result Units: MG/L

CASNO	Target Analyte	Result	Reporting Limit	Result Qualifier
7440-38-2	ARSENIC	0.000126	0.0002	B
7440-43-9	CADMIUM	0.00003	0.00003	U
7439-92-1	LEAD	2.26E-06	0.00005	B
7782-49-2	SELENIUM	0.0000665	0.0001	B
7440-22-4	SILVER	3.14E-06	0.00001	B

Data Package ID: *IM0809141-1*

ICPMS Metals

Method SW6020

ICP Interference Check Sample

Lab Name: **Paragon Analytics**
Work Order Number: 0809141
Client Name: URS
ClientProject ID: Prather Phase 1 Investigation

Run ID: IM080923-1A3
Date Analyzed: 09/23/2008
Result Units: MG/L

CASNO	Target Analyte	Spike Added		Results		% Rec.
		ICSA1	ICSAB1	ICSA1	ICSAB1	
7440-43-9	CADMIUM		0.002		0.00204	102
7439-92-1	LEAD		0.01		0.01030	103
7440-22-4	SILVER		0.002		0.00201	100

Data Package ID: *IM0809141-1*

ICPMS Metals

Method SW6020

ICP Interference Check Sample

Lab Name: **Paragon Analytics**
Work Order Number: 0809141
Client Name: URS
ClientProject ID: Prather Phase 1 Investigation

Run ID: IM080923-1A3
Date Analyzed: 09/23/2008
Result Units: MG/L

CASNO	Target Analyte	Spike Added		Results		% Rec.
		ICSA2	ICSAB2	ICSA2	ICSAB2	
7440-38-2	ARSENIC		0.004		0.00403	101
7782-49-2	SELENIUM		0.004		0.00400	100

Data Package ID: *IM0809141-1*

Metals Linear Ranges

Lab Name: **Paragon Analytics**
Work Order Number: 0809141
Client Name: URS
ClientProject ID: Prather Phase 1 Investigation

Instrument ID: ICPMS
Active Date: 07/26/2008
Expiration Date: 10/15/2008

CASNO	Target Analyte	Concentration (ppm)
7440-38-2	ARSENIC	0.02
7440-43-9	CADMIUM	0.01
7440-50-8	COPPER	0.01
7439-92-1	LEAD	0.05
7439-96-5	MANGANESE	0.05
7782-49-2	SELENIUM	0.02
7440-22-4	SILVER	0.01

ICPMS Run Log -- 9/23/2008

Instrument ID: ICPMS
File Name: 23SEP08A
AnalRunID: IM080923-1A1
CalibRefID: IM080923-1A1

Comment	Field ID	Lab ID	DF	Date Analyzed	Time Analyzed
		0		9/23/2008	11:05
		L/100 STDUP		9/23/2008	11:08
		L/20		9/23/2008	11:11
		L/10		9/23/2008	11:14
		LOW/2 STDUP		9/23/2008	11:17
		LOW		9/23/2008	11:20
		MID		9/23/2008	11:23
		HIGH/2 STDUP		9/23/2008	11:26
		HIGH		9/23/2008	11:30
		HIGH STDUP		9/23/2008	11:34
		ICV	1	9/23/2008	11:39
		ICB	1	9/23/2008	11:46
		CRI1	1	9/23/2008	11:53
- Uraniu		CRI2	1	9/23/2008	11:56
- As,Se		ICSA1	1	9/23/2008	11:59
- As,Se		ICSAB1	1	9/23/2008	12:02
- As,Se		F080919-1MB	10	9/23/2008	12:05
- As,Se	PS-MW02D	0809141-1	10	9/23/2008	12:09
- As,Se	PS-MW02D	0809141-1SER	50	9/23/2008	12:12
- As,Se	PS-MW02D	0809141-1MS	10	9/23/2008	12:15
- As,Se	PS-MW02D	0809141-1MSD	10	9/23/2008	12:18
		CCV1	1	9/23/2008	12:21
		CCB1	1	9/23/2008	12:33
- As,Se		IP080922-1MB	10	9/23/2008	12:41
- As,Se		IM080922-1LCS	10	9/23/2008	12:44
- As,Se		0809125-1	10	9/23/2008	12:46
- As,Se		0809125-1DUP	10	9/23/2008	12:51
- As,Se		0809125-1SER	50	9/23/2008	12:54
- As,Se		0809125-1MS	10	9/23/2008	12:57
- As,Se		0809125-1MSD	10	9/23/2008	13:00
		CCV2	1	9/23/2008	13:04
		CCB2	1	9/23/2008	13:08
Ag,Cadmiu,Lead,Sb,Tl,Uraniu		ICSA2	1	9/23/2008	13:19
Ag,Cadmiu,Lead,Sb,Tl,Uraniu		ICSAB2	1	9/23/2008	13:22
Ag,Cadmiu,Lead,Sb,Tl,Uraniu		F080919-1MB	10	9/23/2008	13:25

Data Package ID: IM0809141-1

ICPMS Run Log -- 9/23/2008

Instrument ID: ICPMS
File Name: 23SEP08A
AnalRunID: IM080923-1A1
CalibRefID: IM080923-1A1

Comment	Field ID	Lab ID	DF	Date Analyzed	Time Analyzed
Ag,Cadmiu,Lead,Sb,Tl,Uraniu		F080919-1LCS	10	9/23/2008	13:30
Ag,Cadmiu,Lead,Sb,Tl,Uraniu	PS-MW02D	0809141-1	10	9/23/2008	13:33
Ag,Cadmiu,Lead,Sb,Tl,Uraniu	PS-MW02D	0809141-1SER	50	9/23/2008	13:37
Ag,Cadmiu,Lead,Sb,Tl,Uraniu	PS-MW02D	0809141-1MS	10	9/23/2008	13:40
Ag,Cadmiu,Lead,Sb,Tl,Uraniu	PS-MW02D	0809141-1MSD	10	9/23/2008	13:43
Ag,Cadmiu,Lead,Sb,Tl,Uraniu		IP080922-1MB	10	9/23/2008	13:46
Ag,Cadmiu,Lead,Sb,Tl,Uraniu		IM080922-1LCS	10	9/23/2008	13:51
		CCV3	1	9/23/2008	13:54
		CCB3	1	9/23/2008	13:58
Ag,Cadmiu,Lead,Sb,Tl,Uraniu		0809125-1	10	9/23/2008	14:03
Ag,Cadmiu,Lead,Sb,Tl,Uraniu		0809125-1DUP	10	9/23/2008	14:06
Ag,Cadmiu,Lead,Sb,Tl,Uraniu		0809125-1SER	50	9/23/2008	14:09
Ag,Cadmiu,Lead,Sb,Tl,Uraniu		0809125-1MS	10	9/23/2008	14:12
Ag,Cadmiu,Lead,Sb,Tl,Uraniu		0809125-1MSD	10	9/23/2008	14:15
- As,Se		IP080918-2MB	10	9/23/2008	14:23
- As,Se		IM080918-2LCS	10	9/23/2008	14:25
- As,Se		IM080918-2LCSD	10	9/23/2008	14:28
- As,Se		0808250-1	10	9/23/2008	14:33
- As,Se		0808250-2	10	9/23/2008	14:35
		CCV4	1	9/23/2008	14:39
		CCB4	1	9/23/2008	14:44
- As,Se		0808250-3	10	9/23/2008	14:48
- As,Se		0808250-4	10	9/23/2008	14:51
- As,Se		0808250-5	10	9/23/2008	14:53
- As,Se		0808250-6	10	9/23/2008	14:56
- As,Se		0808250-7	10	9/23/2008	14:58
- As,Se		0808250-7SER	50	9/23/2008	15:01
- As,Se		0808250-7A	10	9/23/2008	15:04
- As,Se		0809099-1	1000	9/23/2008	15:14
- As,Se		0809099-2	500	9/23/2008	15:16
- As,Se		0809099-2SER	2500	9/23/2008	15:19
		CCV5	1	9/23/2008	15:21
		CCB5	1	9/23/2008	15:27
- As,Se		0809099-2MS	500	9/23/2008	15:29
- As,Se		0809099-2MSD	500	9/23/2008	15:32

Data Package ID: IM0809141-1

ICPMS Run Log -- 9/23/2008

Instrument ID: ICPMS
File Name: 23SEP08A
AnalRunID: IM080923-1A1
CalibRefID: IM080923-1A1

Comment	Field ID	Lab ID	DF	Date Analyzed	Time Analyzed
- As,Se		0809099-3	500	9/23/2008	15:35
- As,Se		0809099-3SER	2500	9/23/2008	15:37
- As,Se		0809099-3MS	500	9/23/2008	15:40
- As,Se		0809099-3MSD	500	9/23/2008	15:42
- As,Se		0809099-4	200	9/23/2008	15:47
- As,Se		0809099-5	1000	9/23/2008	15:57
- As,Se		0809099-6	1000	9/23/2008	15:59
- As,Se		0809099-7	1000	9/23/2008	16:02
		CCV6	1	9/23/2008	16:05
		CCB6	1	9/23/2008	16:10
- As,Se		0809099-8	1000	9/23/2008	16:13
- As,Se		0809099-9	1000	9/23/2008	16:15
- As,Se		0809099-10	1000	9/23/2008	16:18
- As,Se		0809099-11	500	9/23/2008	16:21
- As,Se		0809099-12	500	9/23/2008	16:23
- As,Se		0809099-13	200	9/23/2008	16:26
- As,Se		0809099-14	1000	9/23/2008	16:28
- As,Se		0809099-15	1000	9/23/2008	16:31
- As,Se		0809099-16	1000	9/23/2008	16:34
- As,Se		0809099-17	1000	9/23/2008	16:36
		CCV7	1	9/23/2008	16:39
		CCB7	1	9/23/2008	16:45
		ZZZZZZ	1	9/23/2008	16:47
- As,Se		0809099-19	1000	9/23/2008	16:49
- As,Se		0809099-20	1000	9/23/2008	16:52
- As,Se		0809099-21	1000	9/23/2008	16:55
- As,Se		0809099-22	1000	9/23/2008	16:57
		ZZZZZZ	1	9/23/2008	17:00
		ZZZZZZ	1	9/23/2008	17:03
- As,Se		0809099-25	1000	9/23/2008	17:05
- As,Se		0809099-26	500	9/23/2008	17:08
- As,Se		0809099-27	500	9/23/2008	17:10
		CCV8	1	9/23/2008	17:13
		CCB8	1	9/23/2008	17:20
- As,Se		0809099-28	500	9/23/2008	17:22

Data Package ID: IM0809141-1

ICPMS Run Log -- 9/23/2008

Instrument ID: ICPMS
File Name: 23SEP08A
AnalRunID: IM080923-1A1
CalibRefID: IM080923-1A1

Comment	Field ID	Lab ID	DF	Date Analyzed	Time Analyzed
- As,Se		0809099-29	1000	9/23/2008	17:25
- As,Se		0809099-24	1000	9/23/2008	17:27
- As,Se		0809099-18	500	9/23/2008	17:30
- As,Se		0809099-23	1000	9/23/2008	17:33
		CCV9	1	9/23/2008	17:35
		CCB9	1	9/23/2008	17:41

Data Package ID: IM0809141-1

ICPMS Run Log -- 9/23/2008

Instrument ID: ICPMS
File Name: 23SEP08A
AnalRunID: IM080923-1A1
CalibRefID: IM080923-1A1

Start Date: 9/23/2008
End Date: 9/23/2008

Lab ID	DF	Time	AG	AS	BI	CA	IN	LE	SB	SE	TL	UR	AG	AG	AG	AG	AG	AG	AG	AG	AG	AG	AG	AG	AG	AG	AG	AG	AG	AG	AG	AG	AG	AG	AG	AG	AG
L/100 STDUP		11:08	X	X	X	X	X	X	X	X	X	X																									
LOW/2 STDUP		11:17	X	X	X	X	X	X	X	X	X	X																									
HIGH/2 STDUP		11:26	X	X	X	X	X	X	X	X	X	X																									
HIGH STDUP		11:34	X	X	X	X	X	X	X	X	X	X																									
ICV	1	11:39	X	X	X	X	X	X	X	X	X	X																									
ICB	1	11:46	X	X	X	X	X	X	X	X	X	X																									
CRI1	1	11:53	X	X	X	X	X	X	X	X	X	X																									
CRI2	1	11:56	X	X	X	X	X	X	X	X	X																										
ICSA1	1	11:59	X		X	X	X	X	X		X	X																									
ICSAB1	1	12:02	X		X	X	X	X	X		X	X																									
F080919-1MB	10	12:05	X		X	X	X	X	X		X	X																									
0809141-1	10	12:09	X		X	X	X	X	X		X	X																									
0809141-1SER	50	12:12	X		X	X	X	X	X		X	X																									
0809141-1MS	10	12:15	X		X	X	X	X	X		X	X																									
0809141-1MSD	10	12:18	X		X	X	X	X	X		X	X																									
CCV1	1	12:21	X	X	X	X	X	X	X	X	X	X																									
CCB1	1	12:33	X	X	X	X	X	X	X	X	X	X																									
IP080922-1MB	10	12:41	X		X	X	X	X	X		X	X																									
IM080922-1LCS	10	12:44	X		X	X	X	X	X		X	X																									
0809125-1	10	12:46	X		X	X	X	X	X		X	X																									
0809125-1DUP	10	12:51	X		X	X	X	X	X		X	X																									
0809125-1SER	50	12:54	X		X	X	X	X	X		X	X																									
0809125-1MS	10	12:57	X		X	X	X	X	X		X	X																									
0809125-1MSD	10	13:00	X		X	X	X	X	X		X	X																									
CCV2	1	13:04	X	X	X	X	X	X	X	X	X	X																									

Data Package ID: IM0809141-1

Paragon Analytics
LIMS Version: 6.196A

Date Printed: Thursday, September 25, 2008

ICPMS Run Log -- 9/23/2008

Instrument ID: ICPMS
File Name: 23SEP08A
AnalRunID: IM080923-1A1
CalibRefID: IM080923-1A1

Start Date: 9/23/2008
End Date: 9/23/2008

Lab ID	DF	Time	AG	AS	BI	CA	IN	LE	SB	SE	TL	UR	AG	AG	AG	AG	AG	AG	AG	AG	AG	AG	AG	AG	AG	AG	AG	AG	AG	AG	AG	AG	AG	AG	AG	AG	AG
CCB2	1	13:08	X	X	X	X	X	X	X	X	X	X																									
ICSA2	1	13:19		X	X		X			X																											
ICSAB2	1	13:22		X	X		X			X																											
F080919-1MB	10	13:25		X	X		X			X																											
F080919-1LCS	10	13:30		X	X		X			X																											
0809141-1	10	13:33		X	X		X			X																											
0809141-1SER	50	13:37		X	X		X			X																											
0809141-1MS	10	13:40		X	X		X			X																											
0809141-1MSD	10	13:43		X	X		X			X																											
IP080922-1MB	10	13:46		X	X		X			X																											
IM080922-1LCS	10	13:51		X	X		X			X																											
CCV3	1	13:54	X	X	X	X	X	X	X	X	X	X																									
CCB3	1	13:58	X	X	X	X	X	X	X	X	X	X																									
0809125-1	10	14:03		X	X		X			X																											
0809125-1DUP	10	14:06		X	X		X			X																											
0809125-1SER	50	14:09		X	X		X			X																											
0809125-1MS	10	14:12		X	X		X			X																											
0809125-1MSD	10	14:15		X	X		X			X																											
IP080918-2MB	10	14:23	X		X	X	X	X	X		X	X																									
IM080918-2LCS	10	14:25	X		X	X	X	X	X		X	X																									
IM080918-2LCSD	10	14:28	X		X	X	X	X	X		X	X																									
0808250-1	10	14:33	X		X	X	X	X	X		X	X																									
0808250-2	10	14:35	X		X	X	X	X	X		X	X																									
CCV4	1	14:39	X	X	X	X	X	X	X	X	X	X																									
CCB4	1	14:44	X	X	X	X	X	X	X	X	X	X																									

Data Package ID: IM0809141-1

Paragon Analytics
LIMS Version: 6.196A

Date Printed: Thursday, September 25, 2008

ICPMS Run Log -- 9/23/2008

Instrument ID: ICPMS
File Name: 23SEP08A
AnalRunID: IM080923-1A1
CalibRefID: IM080923-1A1

Start Date: 9/23/2008
End Date: 9/23/2008

Lab ID	DF	Time	AG	AS	BI	CA	IN	LE	SB	SE	TL	UR	AG	AG	AG	AG	AG	AG	AG	AG	AG	AG	AG	AG	AG	AG	AG	AG	AG	AG	AG	AG	AG	AG	AG	AG	AG
0808250-3	10	14:48	X		X	X	X	X	X		X	X																									
0808250-4	10	14:51	X		X	X	X	X	X		X	X																									
0808250-5	10	14:53	X		X	X	X	X	X		X	X																									
0808250-6	10	14:56	X		X	X	X	X	X		X	X																									
0808250-7	10	14:58	X		X	X	X	X	X		X	X																									
0808250-7SER	50	15:01	X		X	X	X	X	X		X	X																									
0808250-7A	10	15:04	X		X	X	X	X	X		X	X																									
0809099-1	1000	15:14	X		X	X	X	X	X		X	X																									
0809099-2	500	15:16	X		X	X	X	X	X		X	X																									
0809099-2SER	2500	15:19	X		X	X	X	X	X		X	X																									
CCV5	1	15:21	X	X	X	X	X	X	X	X	X	X																									
CCB5	1	15:27	X	X	X	X	X	X	X	X	X	X																									
0809099-2MS	500	15:29	X		X	X	X	X	X		X	X																									
0809099-2MSD	500	15:32	X		X	X	X	X	X		X	X																									
0809099-3	500	15:35	X		X	X	X	X	X		X	X																									
0809099-3SER	2500	15:37	X		X	X	X	X	X		X	X																									
0809099-3MS	500	15:40	X		X	X	X	X	X		X	X																									
0809099-3MSD	500	15:42	X		X	X	X	X	X		X	X																									
0809099-4	200	15:47	X		X	X	X	X	X		X	X																									
0809099-5	1000	15:57	X		X	X	X	X	X		X	X																									
0809099-6	1000	15:59	X		X	X	X	X	X		X	X																									
0809099-7	1000	16:02	X		X	X	X	X	X		X	X																									
CCV6	1	16:05	X	X	X	X	X	X	X	X	X	X																									
CCB6	1	16:10	X	X	X	X	X	X	X	X	X	X																									
0809099-8	1000	16:13	X		X	X	X	X	X		X	X																									

Data Package ID: IM0809141-1

Paragon Analytics
LIMS Version: 6.196A

Date Printed: Thursday, September 25, 2008

ICPMS Run Log -- 9/23/2008

Instrument ID: ICPMS
File Name: 23SEP08A
AnalRunID: IM080923-1A1
CalibRefID: IM080923-1A1

Start Date: 9/23/2008
End Date: 9/23/2008

Lab ID	DF	Time	AG	AS	BI	CA	IN	LE	SB	SE	TL	UR	AG	AG	AG	AG	AG	AG	AG	AG	AG	AG	AG	AG	AG	AG	AG	AG	AG	AG	AG	AG	AG	AG	AG	AG	AG
0809099-9	1000	16:15	X		X	X	X	X	X		X	X																									
0809099-10	1000	16:18	X		X	X	X	X	X		X	X																									
0809099-11	500	16:21	X		X	X	X	X	X		X	X																									
0809099-12	500	16:23	X		X	X	X	X	X		X	X																									
0809099-13	200	16:26	X		X	X	X	X	X		X	X																									
0809099-14	1000	16:28	X		X	X	X	X	X		X	X																									
0809099-15	1000	16:31	X		X	X	X	X	X		X	X																									
0809099-16	1000	16:34	X		X	X	X	X	X		X	X																									
0809099-17	1000	16:36	X		X	X	X	X	X		X	X																									
CCV7	1	16:39	X	X	X	X	X	X	X	X	X	X																									
CCB7	1	16:45	X	X	X	X	X	X	X	X	X	X																									
0809099-19	1000	16:49	X		X	X	X	X	X		X	X																									
0809099-20	1000	16:52	X		X	X	X	X	X		X	X																									
0809099-21	1000	16:55	X		X	X	X	X	X		X	X																									
0809099-22	1000	16:57	X		X	X	X	X	X		X	X																									
0809099-25	1000	17:05	X		X	X	X	X	X		X	X																									
0809099-26	500	17:08	X		X	X	X	X	X		X	X																									
0809099-27	500	17:10	X		X	X	X	X	X		X	X																									
CCV8	1	17:13	X	X	X	X	X	X	X	X	X	X																									
CCB8	1	17:20	X	X	X	X	X	X	X	X	X	X																									
0809099-28	500	17:22	X		X	X	X	X	X		X	X																									
0809099-29	1000	17:25	X		X	X	X	X	X		X	X																									
0809099-24	1000	17:27	X		X	X	X	X	X		X	X																									
0809099-18	500	17:30	X		X	X	X	X	X		X	X																									
0809099-23	1000	17:33	X		X	X	X	X	X		X	X																									

Data Package ID: IM0809141-1

Paragon Analytics
LIMS Version: 6.196A

Date Printed: Thursday, September 25, 2008

ICPMS Run Log -- 9/23/2008

Instrument ID: ICPMS
File Name: 23SEP08A
AnalRunID: IM080923-1A1
CalibRefID: IM080923-1A1

Start Date: 9/23/2008
End Date: 9/23/2008

Lab ID	DF	Time	AG	AS	BI	CA	IN	LE	SB	SE	TL	UR	AG	AG	AG	AG	AG	AG	AG	AG	AG	AG	AG	AG	AG	AG	AG	AG	AG	AG	AG	AG	AG	AG	AG	AG	AG
CCV9	1	17:35	X	X	X	X	X	X	X	X	X	X																									
CCB9	1	17:41	X	X	X	X	X	X	X	X	X	X																									

Data Package ID: IM0809141-1

Raw Data

HEADER INFROMATION FOR ANALYTICAL SEQUENCE 080922A

STANDARD SOLUTION CODES

Stock A (ST080626-1) Exp. 1-23-09

Element	ug/ml
Al, Ca, Mg	1000
Na, K	500
Fe	400
Li	10

Standard	Dilution	Procedure
A1	1/2 of Stock A	5ml of Stock A to 10ml final volume.
A2	1/10 of A1	1ml of Standard A1 up to a 10ml final volume.
A3	1/10 of A2	1ml of Standard A2 up to a 10ml final volume.

Stock B (ST080626-2) Exp. 12-31-08

Element	ug/ml
P, Si	100
B, Ba, Cr, Cu, Mn, Mo, Ni, Pb, Sn, Sr, Ti ,Zn	20
As, Cd, Co, Se, Tl, V	10
Ag, Sb	4
Be	2

Stock Ag- 1000 ug/ml (ST071101-9) Exp. 1-23-09
Stock Th – 1000 ug/ml (ST071101-10) Exp. 1-23-09

The following dilutions of Stock Ag and Stock Th are made to provide the daily calibration Standards.

Standard	Dilution	Procedure
B1	1/2 of Stock B 1/500 Ag and 1/500 Th	5ml of Stock B and 0.02ml of Stock Ag and Stock Th up to a 10ml final volume.
B2	1/10 of B1	1.0ml of Standard B1 up to a 10ml final volume.
B3	1/10 of B2	1.0ml of Standard B2 up to a 10ml final volume.

Stock C (ST0080626-3) Exp. 1-23-09

Element	ug/ml
S, U	100
Bi, Zr	10

Standard	Dilution	Procedure
C1	1/2 of Stock C	5ml of Stock C up to a 10ml final volume.
C2	1/10 of C1	1.0ml of Standard C1 up to a 10ml final volume.
C3	1/10 of C2	1.0ml of Standard C2 up to a 10ml final volume.

RL STD (Reporting Limit Standard) Intermediate.
(ST071101-8) Exp. 12-31-2008

Element	ug/ml
K, Na	500
Ca, Mg	200
Al, U	100
B, Fe, P, S, Si	50
Li, Mo, Sn, Sr, Ti	10
Sb	8
Ni, As, Bi, Se, Th, Tl, Zn, Zr	5
Pb	3
Ag, Ba, Co, Cr, Cu, Mn, V	2
Be, Cd	1

RL STD (working standard) made daily by diluting the intermediate above 1000 fold. This working standard had concentration levels at the normal Paragon reporting limits for all elements except Ca, Mg and Na, K which are at 0.2ppm and 0.5ppm, this is below the normal Paragon reporting limit.

Blank Solution

Double D.I. water, 3% HNO_3 and 5%HCl
Used for Std. Blank, ICB and CCB

CCV (ST080813-1) Exp. 1-10-10

Element	ug/ml
Al, Ca, Mg, K, Na	50
Fe	20
U, P, S, Si	5
B, Ba, Cr, Cu, Mn, Mo, Ni, Pb, Se, Sn, Zn, Zr	1
As, Be, Bi, Cd, Co, Li, Sb, Sr, Ti, Tl, V	0.5
Ag, Th	0.2

ICV (ST080813-1) Exp. 1-10-10
Prepared daily by diluting the CCV (described above) ½.
The 1/2 dilution is made by diluting 5ml of the CCV to a 10ml final volume.
The resulting concentrations are:

Element	ug/ml
Al, Ca, Mg, K, Na	25
Fe	10
U, P, S, Si	2.5
B, Ba, Cr, Cu, Mn, Mo, Ni, Pb, Se, Sn, Zn, Zr	0.5
As, Be, Bi, Cd, Co, Li, Sb, Sr, Ti, Tl, V	0.25
Ag, Th	0.1

CRI (ST080813-6) Exp. 1-10-10
Made By diluting
1.0ml of CRI Stock (ST080813-2) Exp. 1-10-10
to a 100ml final volume.

Element	ug/ml
Ca, Mg, K, Na	5.0
Al, Ba	0.4
B, Fe, U, P, S,V	0.2
Sb	0.12
Co, Si,, Sn	0.1
Ni	0.08
Cu, Bi, Zr	0.05
Zn	0.04
Mn	0.03
Ag, Cr, Li, Mo, Sr, Ti, Tl	0.02
Be, Cd, As, Se, Th, Pb	0.01

ICSA (ST080813-3) Exp. 9-13-09

Element	ug/ml
Ca, Mg, Al	250
Fe	100

ICSAB (ST080813-4) Exp. 1-23-09

Element	ug/ml
Ca, Mg, Al	250
Fe	100
U	10
B, Si, Li, Mo, Sn, Sr, Ti, Cd, Zn, Ni, Ag, P, S	1.0
Sb	0.6
Ba, Be, Co, V, Cr, Cu, Mn, Bi, Zr	0.5
Ag	0.2
As, Tl	0.1
Se, Pb, Th	0.05

Pipette ID Numbers

1.0ml to 5.0ml --- M-55
0.1ml to 1.0ml --- M-61
0.01ml to 0.1ml --- M-57

Acid Lot Numbers

HCl – G05039
HNO_3 – G04026

Inter Element Correction Information

The following table summarizes spectral interferences that have been identified and for which IEC's are used. If a sample contains a concentration of an interfering element that exceeds the upper analytical range, and an affected element is being determined, it is necessary to dilute the sample to bring the interfering element into analytical range.

Interfering Element (ug/ml)	Affected Element
Al (500)	Se, Pb
Mg (500)	Th, Zn
Fe (200)	Se, Tl, V, Pb, U
Si (50)	Zr
U (50)	Al, Cr, Cu, Bi, Pb, Mg, Se, Ag, Tl, Si
Ba (10)	Co
Cr (10)	Sb
Cu (10)	Bi
Mn (10)	Tl, Se
Mo (10)	Al, Si, Pb,, Sb
Ti (10)	Co, Bi, Si, Sn, Tl, Pb, Zr
As (5)	Cd
V (5)	Al, Be, Tl
Zr (5)	Ag

The following table lists element concentrations (ug/ml) that no significant spectral interferences have been observed.

Element	Concentration	Element	Concentration	Element	Concentration
K	500	Se	10		
Na	500	Pb	10	Li	5
Ca	500	Zn	10	Cd	5
P	50	Sr	10	Co	5
S	50	Sn	10	Ag	2
Ni	10	Bi	5	Sb	2
B	10	Tl	5	Be	1

2X – Dilution made by diluting 2.5ml of sample up to a 5ml final volume.
3X - Dilution made by diluting 2.0ml of sample up to a 6ml final volume.
4X - Dilution made by diluting 2.0ml of sample up to a 8ml final volume.
5X - Dilution made by diluting 1.0ml of sample to a 5ml final volume.
10X - Dilution made by diluting 0.5ml of sample to a 5ml final volume.
20X – Dilution made by diluting 0.25ml of sample to a 5ml final volume.
25X – Dilution made by diluting 0.2ml of sample to a 5ml final volume.
50X – Dilution made by diluting 0.1ml of sample to a 5ml final volume.
100X – Dilution made by diluting 0.05ml of sample to a 5ml final volume.
500X – Dilution made by diluting 0.02ml of sample to a 10ml final volume.
1000X – Dilution made by diluting a 10X dilution 100X.

Analytical Spikes

0809020-21 – Post spiked for Ca at 80ppm by diluting 0.2ml of Cation spike(ST080818-5) up to a 5ml final volume with sample digestate.

0808229-4 – Post spiked for Pb at 1ppm by diluting 0.2ml of Z spike(ST080818-4) up to a 5ml final volume with sample digestate.

0808229-13 – Post spiked for Na, K at 80ppm and Cr at 0.4ppm by diluting 0.2ml of Cation spike (ST080818-5) and 0.2ml of Z spike(ST080818-4) up to a 5ml final volume with sample digestate.

0808250-7 – Post spiked for all elements at Paragon standard by diluting 0.1ml of Cation spike (ST080818-5) and 0.1ml of Z spike(ST080818-4) up to a 5ml final volume with sample digestate.

0809034-1 – Post spiked for Ca at 80ppm and Sb at 1ppm by diluting 0.2ml of Cation spike (ST080818-5) and 0.2ml of Z spike(ST080818-4) up to a 5ml final volume with sample digestate.

0809099-1MS/MSD – Spiked for Mn at 0.5ppm by diluting 0.1ml of Z spike(ST080818-4) up to a 5ml final volume with sample.

0809099-21MS/MSD – Spiked for Mn at 0.5ppm by diluting 0.1ml of Z spike(ST080818-4) up to a 5ml final volume with sample.

Comments

1. Please see run log and work orders for elements of interest.

Daily Maintenance

1. Check/ Change Peristaltic pump tubing.
2. Check the torch for deposits, clean if necessary.
3. Check/ Empty drain water.

Daily Maintenance done by _____RF_____.

Monthly Maintenance

1. Check/Clean nebulizer and spray chamber.
2. Clean air filters
3. Check/Clean entrance slit.
4. Fill water recirculating reservoir.

Monthly maintenance done by: RF 9-2-08.

Major problems / adjustments / repairs recorded in the ICP Maintenance Log (3716).

ICPTrace2 Run Log -- 9/22/2008

Instrument ID: ICPTrace2
File Name: 080922A.
AnalRunID: IT080922-2A1
CalibRefID: IT080922-2A1

Comment	Inst Sample Name	Lab ID	DF	Date Analyzed	Time Analyzed
	MIXBHIGH	MIXBHIGH	1	9/22/2008	10:14
	MIXAHIGH	MIXAHIGH	1	9/22/2008	10:16
	MIXCHIGH	MIXCHIGH	1	9/22/2008	10:18
	ICV	ICV	1	9/22/2008	10:28
	ICB	ICB	1	9/22/2008	10:30
	CRI	CRI1	1	9/22/2008	10:33
	ICSA	ICSA1	1	9/22/2008	10:35
	ICSAB	ICSAB1	1	9/22/2008	10:37
	CCV	CCV1	1	9/22/2008	10:39
	CCB	CCB1	1	9/22/2008	10:43
	IP080919-1MB	IP080919-1MB	1	9/22/2008	10:45
	IP080919-1LCS	IP080919-1LCS	1	9/22/2008	10:47
	IP080919-1LCSD	IP080919-1LCSD	1	9/22/2008	10:49
	0809142-1	0809142-1	1	9/22/2008	10:51
	0809142-2	0809142-2	1	9/22/2008	10:53
	0809142-3	0809142-3	1	9/22/2008	10:55
	CRI	CRI2	1	9/22/2008	10:57
	ICSA	ICSA2	1	9/22/2008	10:59
	ICSAB	ICSAB2	1	9/22/2008	11:02
	CCV	CCV2	1	9/22/2008	11:04
	CCB	CCB2	1	9/22/2008	11:06
	IP080918-1MB	IP080918-1MB	1	9/22/2008	11:08
	IP080918-1LCS	IP080918-1LCS	1	9/22/2008	11:10
	IP080918-1LCSD	IP080918-1LCSD	1	9/22/2008	11:12
- Ca	0808229-2	0808229-2	1	9/22/2008	11:14
- Ca	0808229-3	0808229-3	1	9/22/2008	11:16
- Ca	0808229-4	0808229-4	1	9/22/2008	11:18
- Ca,Th,Zn	0808229-4D	0808229-4DUP	1	9/22/2008	11:20
- Ca	0808229-4L 5X	0808229-4SER	5	9/22/2008	11:22
- Ca	0808229-4MS	0808229-4MS	1	9/22/2008	11:24
- Ca	0808229-4MSD	0808229-4MSD	1	9/22/2008	11:26
	CCV	CCV3	1	9/22/2008	11:30
	CCB	CCB3	1	9/22/2008	11:32
- Ca	0808229-6	0808229-6	1	9/22/2008	11:35
- Ca,Mg,Th,Zn	0808229-12	0808229-12	1	9/22/2008	11:36

Data Package ID:

ICPTrace2 Run Log -- 9/22/2008

Instrument ID: ICPTrace2
File Name: 080922A.
AnalRunID: IT080922-2A1
CalibRefID: IT080922-2A1

Comment	Inst Sample Name	Lab ID	DF	Date Analyzed	Time Analyzed
- Ca,Mg,Th,Zn	0808229-13	0808229-13	1	9/22/2008	11:38
- Ca,Mg,Th,Zn	0808229-13D	0808229-13DUP	1	9/22/2008	11:40
- Ca,Mg,Th,Zn	0808229-13L 5X	0808229-13SER	5	9/22/2008	11:42
- Ca,Mg,Th,Zn	0808229-13MS	0808229-13MS	1	9/22/2008	11:44
- Ca,Mg,Th,Zn	0808229-13MSD	0808229-13MSD	1	9/22/2008	11:46
	0808229-14	0808229-14	1	9/22/2008	11:48
- Fe,Pb,S,Se,Th,Tl,U,V	0808245-3	0808245-3	1	9/22/2008	11:50
- Fe,Pb,S,Se,Th,Tl,U,V	0808245-4	0808245-4	1	9/22/2008	11:52
	CCV	CCV4	1	9/22/2008	11:56
	CCB	CCB4	1	9/22/2008	12:00
	0808246-2	0808246-2	1	9/22/2008	12:02
	0808246-4	0808246-4	1	9/22/2008	12:04
	0809029-2	0809029-2	1	9/22/2008	12:06
	0809029-4	0809029-4	1	9/22/2008	12:08
	ZZZ	ZZZ	1	9/22/2008	12:10
	IP080918-2LCS	IP080918-2LCS	1	9/22/2008	12:12
	IP080918-2LCSD	IP080918-2LCSD	1	9/22/2008	12:14
- K,P,S	0808250-1	0808250-1	1	9/22/2008	12:16
- P,S	0808250-2	0808250-2	1	9/22/2008	12:18
- P,S	0808250-3	0808250-3	1	9/22/2008	12:20
	CCV	CCV5	1	9/22/2008	12:24
	CCB	CCB5	1	9/22/2008	12:26
- P,S	0808250-4	0808250-4	1	9/22/2008	12:28
- P,S	0808250-5	0808250-5	1	9/22/2008	12:30
- P,S	0808250-6	0808250-6	1	9/22/2008	12:32
- P,S	0808250-7	0808250-7	1	9/22/2008	12:34
	IP080919-3MB	IP080919-3MB	1	9/22/2008	12:36
	IP080919-3LCS	IP080919-3LCS	1	9/22/2008	12:38
- Bi,Co,Fe,Pb,Se,Si,Sn,Th,Ti,Tl,U,V,Zr	0809034-1	0809034-1	1	9/22/2008	12:40
- Bi,Co,Fe,Pb,Se,Si,Sn,Th,Ti,Tl,U,V,Zr	0809034-1D	0809034-1DUP	1	9/22/2008	12:42
- Bi,Co,Fe,Pb,Se,Si,Sn,Th,Ti,Tl,U,V,Zr	0809034-1L 5X	0809034-1SER	5	9/22/2008	12:44
- Bi,Co,Fe,Pb,Se,Si,Sn,Th,Ti,Tl,U,V,Zr	0809034-1MS	0809034-1MS	1	9/22/2008	12:45
	CCV	CCV6	1	9/22/2008	12:47
	CCB	CCB6	1	9/22/2008	12:52
- Bi,Co,Fe,Pb,Se,Si,Sn,Th,Ti,Tl,U,V,Zr	0809034-1MSD	0809034-1MSD	1	9/22/2008	12:54

Data Package ID:

ICPTrace2 Run Log -- 9/22/2008

Instrument ID: ICPTrace2
File Name: 080922A.
AnalRunID: IT080922-2A1
CalibRefID: IT080922-2A1

Comment	Inst Sample Name	Lab ID	DF	Date Analyzed	Time Analyzed
	0809040-2	0809040-2	1	9/22/2008	12:56
- Fe,Mn,Pb,Se,Th,Tl,U,V	0809040-3	0809040-3	1	9/22/2008	12:58
	0809040-5	0809040-5	1	9/22/2008	13:00
	0809040-6	0809040-6	1	9/22/2008	13:02
	0809040-7	0809040-7	1	9/22/2008	13:04
	0809048-1	0809048-1	1	9/22/2008	13:06
	0809054-5	0809054-5	1	9/22/2008	13:07
	0809054-6	0809054-6	1	9/22/2008	13:09
	0809090-1	0809090-1	1	9/22/2008	13:11
	CCV	CCV7	1	9/22/2008	13:13
	CCB	CCB7	1	9/22/2008	13:16
- Fe,Pb,Se,Th,Tl,U,V	0809090-2	0809090-2	1	9/22/2008	13:18
	0809090-8	0809090-8	1	9/22/2008	13:20
	0809090-9	0809090-9	1	9/22/2008	13:22
+ Ca	0809020-21A	0809020-21A	1	9/22/2008	13:24
- Cr,Fe,Ni,Pb,Sb,Se,Th,Tl,U,V	0809053-3	0809053-3	1	9/22/2008	13:26
- Cr,Fe,Ni,Pb,Sb,Se,Th,Tl,U,V	0809086-3	0809086-3	1	9/22/2008	13:28
	IP080918-2MB	IP080918-2MB	1	9/22/2008	13:31
	CRI	CRI3	1	9/22/2008	13:34
	ICSA	ICSA3	1	9/22/2008	13:36
	ICSAB	ICSAB3	1	9/22/2008	13:38
	CCV	CCV8	1	9/22/2008	13:40
	CCB	CCB8	1	9/22/2008	13:43
	CCV	CCV9	1	9/22/2008	14:49
	CCB	CCB9	1	9/22/2008	14:51
- Ca	0808229-4A	0808229-4A	1	9/22/2008	14:53
+ Ca,Mg,Th,Zn	0808229-13 10X	0808229-13	10	9/22/2008	14:55
+ Ca,Mg,Th,Zn	0808229-13D 10X	0808229-13DUP	10	9/22/2008	14:57
+ Ca,Mg,Th,Zn	0808229-13L 50X	0808229-13SER	50	9/22/2008	14:59
+ Ca,Mg,Th,Zn	0808229-13MS 10X	0808229-13MS	10	9/22/2008	15:01
+ Ca,Mg,Th,Zn	0808229-13MSD 10X	0808229-13MSD	10	9/22/2008	15:03
- Ca,Mg,Th,Zn	0808229-13A	0808229-13A	1	9/22/2008	15:05
+ S	0808245-3 10X	0808245-3	10	9/22/2008	15:07
+ S	0808245-4 10X	0808245-4	10	9/22/2008	15:09
- P,S	0808250-7L 5X	0808250-7SER	5	9/22/2008	15:11

Data Package ID:

ICPTrace2 Run Log -- 9/22/2008

Instrument ID: ICPTrace2
File Name: 080922A.
AnalRunID: IT080922-2A1
CalibRefID: IT080922-2A1

Comment	Inst Sample Name	Lab ID	DF	Date Analyzed	Time Analyzed
	CCV	CCV10	1	9/22/2008	15:13
	CCB	CCB10	1	9/22/2008	15:15
- P,S	0808250-7A	0808250-7A	1	9/22/2008	15:17
+ Bi,Co,Fe,Pb,Se,Si,Sn,Th,Ti,Tl,U,V,Zr	0809034-1 2X	0809034-1	2	9/22/2008	15:19
+ Bi,Co,Fe,Pb,Se,Si,Sn,Th,Ti,Tl,U,V,Zr	0809034-1D 2X	0809034-1DUP	2	9/22/2008	15:21
+ Bi,Co,Fe,Pb,Se,Si,Sn,Th,Ti,Tl,U,V,Zr	0809034-1L 10X	0809034-1SER	10	9/22/2008	15:23
+ Bi,Co,Fe,Pb,Se,Si,Sn,Th,Ti,Tl,U,V,Zr	0809034-1MS 2X	0809034-1MS	2	9/22/2008	15:25
+ Bi,Co,Fe,Pb,Se,Si,Sn,Th,Ti,Tl,U,V,Zr	0809034-1MSD 2X	0809034-1MSD	2	9/22/2008	15:27
	0809034-1A	0809034-1A	1	9/22/2008	15:29
+ Cr,Ni,Sb	0809053-3 10X	0809053-3	10	9/22/2008	15:31
+ Cr,Ni,Sb	0809086-3 10X	0809086-3	10	9/22/2008	15:32
+ Fe,Pb,Se,Th,Tl,U,V	0809053-3 2X	0809053-3	2	9/22/2008	15:34
	CCV	CCV11	1	9/22/2008	15:36
	CCB	CCB11	1	9/22/2008	15:39
+ Fe,Pb,Se,Th,Tl,U,V	0809086-3 2X	0809086-3	2	9/22/2008	15:42
	F080919-1MB	F080919-1MB	1	9/22/2008	15:44
	0809141-1	0809141-1	1	9/22/2008	15:46
	0809141-1L 5X	0809141-1SER	5	9/22/2008	15:48
	0809141-1MS	0809141-1MS	1	9/22/2008	15:50
	0809141-1MSD	0809141-1MSD	1	9/22/2008	15:52
+ Fe,Pb,Se,Th,Tl,U,V	0808245-3 25X	0808245-3	25	9/22/2008	15:54
+ Fe,Pb,Se,Th,Tl,U,V	0808245-4 25X	0808245-4	25	9/22/2008	15:56
- S	0809099-1 10X	0809099-1	10	9/22/2008	15:58
- S	0809099-1L 50X	0809099-1SER	50	9/22/2008	16:00
	CCV	CCV12	1	9/22/2008	16:02
	CCB	CCB12	1	9/22/2008	16:04
- S	0809099-1MS 10X	0809099-1MS	10	9/22/2008	16:06
- S	0809099-1MSD 10X	0809099-1MSD	10	9/22/2008	16:08
- Na,S	0809099-2 5X	0809099-2	5	9/22/2008	16:10
- Na,S	0809099-3 5X	0809099-3	5	9/22/2008	16:12
- S	0809099-4 5X	0809099-4	5	9/22/2008	16:14
- Na,S	0809099-5 10X	0809099-5	10	9/22/2008	16:16
- Na,S	0809099-6 10X	0809099-6	10	9/22/2008	16:18
- Na,S	0809099-7 10X	0809099-7	10	9/22/2008	16:20
- S	0809099-8 50X	0809099-8	50	9/22/2008	16:22

Data Package ID:

ICPTrace2 Run Log -- 9/22/2008

Instrument ID: ICPTrace2
File Name: 080922A.
AnalRunID: IT080922-2A1
CalibRefID: IT080922-2A1

Comment	Inst Sample Name	Lab ID	DF	Date Analyzed	Time Analyzed
- Na,S	0809099-9 10X	0809099-9	10	9/22/2008	16:24
	CCV	CCV13	1	9/22/2008	16:28
	CCB	CCB13	1	9/22/2008	16:30
- Na,S	0809099-10 10X	0809099-10	10	9/22/2008	16:33
- S	0809099-11 5X	0809099-11	5	9/22/2008	16:35
- Na,S	0809099-12 5X	0809099-12	5	9/22/2008	16:37
- S	0809099-13 5X	0809099-13	5	9/22/2008	16:38
- S	0809099-14 10X	0809099-14	10	9/22/2008	16:40
- Na,S	0809099-15 10X	0809099-15	10	9/22/2008	16:42
- Na,S	0809099-16 10X	0809099-16	10	9/22/2008	16:44
- Na,S	0809099-17 10X	0809099-17	10	9/22/2008	16:46
- Na	0809099-18 100X	0809099-18	100	9/22/2008	16:48
- Na,S	0809099-19 10X	0809099-19	10	9/22/2008	16:50
	CCV	CCV14	1	9/22/2008	16:55
	CCB	CCB14	1	9/22/2008	16:58
- S	0809099-20 10X	0809099-20	10	9/22/2008	17:00
- S	0809099-21 10X	0809099-21	10	9/22/2008	17:02
- S	0809099-21L 50X	0809099-21SER	50	9/22/2008	17:04
- S	0809099-21MS 10X	0809099-21MS	10	9/22/2008	17:06
- S	0809099-21MSD 10X	0809099-21MSD	10	9/22/2008	17:08
	0809099-22 100X	0809099-22	100	9/22/2008	17:10
- Na,S	0809099-23 50X	0809099-23	50	9/22/2008	17:12
- S	0809099-24 25X	0809099-24	25	9/22/2008	17:14
- S	0809099-25 25X	0809099-25	25	9/22/2008	17:16
	0809099-26 10X	0809099-26	10	9/22/2008	17:18
	CCV	CCV15	1	9/22/2008	17:22
	CCB	CCB15	1	9/22/2008	17:24
	0809099-27 500X	0809099-27	500	9/22/2008	17:26
- S	0809099-28 10X	0809099-28	10	9/22/2008	17:28
- S	0809099-29 25X	0809099-29	25	9/22/2008	17:30
	CRI	CRI4	1	9/22/2008	17:33
	ICSA	ICSA4	1	9/22/2008	17:35
	ICSAB	ICSAB4	1	9/22/2008	17:37
	CCV	CCV16	1	9/22/2008	17:40
	CCB	CCB16	1	9/22/2008	17:42

Data Package ID:

Sample Id1	Ag	Al	As	B	Ba	Be	Bi	Ca	Cd	Co	Cr	Cu
MIXBHIGH	H2.02613	-0.05574	H5.10250	H10.24271	H10.22454	H1.00403	-0.00528	-0.04236	H5.05569	H5.06649	H10.13970	H10.18182
MIXAHIGH	-0.00009	H500.27118	-0.00347	0.01237	0.00125	0.00145	0.00140	486.43727	-0.00039	0.00727	0.01425	-0.00646
MIXCHIGH	-0.00271	0.15854	-0.00606	0.01377	-0.00106	0.00526	H5.02653	0.07282	-0.00051	0.00417	L-0.01843	-0.00431
ICV	0.10489	26.87936	0.25743	0.53839	0.51094	0.25114	0.26720	26.48841	0.26139	0.25186	0.50181	0.54082
ICB	-0.00040	0.00541	0.00158	0.00006	-0.00067	0.00002	-0.00057	-0.04854	-0.00024	-0.00056	-0.00100	-0.00086
CRI	0.01885	0.53814	0.01121	0.41463	0.40916	0.00973	0.04890	5.24991	0.00982	0.09492	0.01934	0.05236
ICSA	-0.00131	255.60619	-0.00545	-0.00404	-0.00065	0.00083	-0.00129	250.60251	-0.00052	0.00138	-0.00237	-0.00461
ICSAB	0.19983	257.63664	0.09391	1.03289	0.50459	0.46481	0.53411	256.73022	0.98898	0.47741	0.44688	0.54245
CCV	0.20304	52.17641	0.49070	1.04451	1.00377	0.47734	0.52849	51.22972	0.50403	0.48476	0.96066	1.04862
CCB	-0.00120	0.01537	-0.00309	-0.00143	-0.00071	0.00015	-0.00276	-0.04999	-0.00037	-0.00091	-0.00122	-0.00112
IP080919-1MB	-0.00110	0.04918	-0.00210	0.00078	-0.00036	0.00015	-0.00251	0.04254	-0.00058	-0.00127	0.00186	-0.00022
IP080919-1LCS	-0.00077	0.27230	-0.00039	0.00073	0.21004	0.00515	-0.00193	0.09651	0.00482	0.04886	0.00178	0.02636
IP080919-1LCSD	-0.00043	0.25410	0.00620	0.00004	0.20823	0.00507	-0.00502	0.07703	0.00485	0.04883	0.00226	0.02649
0809142-1	-0.00013	1.97392	0.01044	0.00957	0.02606	0.00008	-0.00469	2.70019	0.00144	-0.00011	0.02716	0.43052
0809142-2	-0.00023	0.08836	0.00148	0.00011	0.00052	-0.00002	-0.00238	0.68155	0.00005	-0.00127	0.01264	0.00560
0809142-3	-0.00034	0.11407	-0.00523	0.00058	0.00087	-0.00002	-0.00274	0.58105	-0.00006	-0.00079	0.01032	0.00882
CRI	0.01943	0.56510	0.00879	0.42969	0.41675	0.01036	0.05326	5.67001	0.01034	0.10074	0.02048	0.05210
ICSA	-0.00034	254.42651	-0.00193	-0.00465	-0.00055	0.00070	0.00132	254.72836	0.00003	0.00246	-0.00093	-0.00498
ICSAB	0.19800	254.78492	0.08858	1.01828	0.49896	0.45524	0.52880	253.56073	0.98229	0.47194	0.44209	0.53522
CCV	0.20121	51.51940	0.48698	1.02878	0.99045	0.46866	0.52235	50.55836	0.49906	0.47721	0.95137	1.03493
CCB	-0.00094	0.03189	-0.00259	-0.00117	-0.00057	-0.00005	-0.00306	-0.04420	-0.00046	-0.00094	-0.00078	-0.00139
IP080918-1MB	-0.00017	0.04855	0.00027	-0.00190	-0.00056	0.00009	-0.00160	-0.02024	-0.00028	0.00001	0.00016	-0.00082
IP080918-1LCS	0.09795	2.09536	1.89232	0.98600	1.97888	0.04801	-0.00200	40.59171	0.05015	0.47678	0.19318	0.25938
IP080918-1LCSD	0.09794	2.09097	1.88194	0.98859	1.97903	0.04773	-0.00212	40.59595	0.04990	0.47649	0.19247	0.25875
0808229-2	-0.00098	61.16627	0.05792	0.06122	0.87072	0.00465	0.00317	H1330.20251	0.00170	0.03151	0.05691	0.07485
0808229-3	-0.00136	61.42334	0.05776	0.05324	0.96069	0.00454	0.00209	H1445.84627	0.00302	0.03438	0.05119	0.07714
0808229-4	-0.00105	61.57179	0.06155	0.05199	0.87780	0.00474	0.00106	H1483.83619	0.00342	0.03104	0.05415	0.07333
0808229-4D	-0.00108	62.01305	0.07160	0.05049	0.88031	0.00471	0.00064	H1354.76390	0.00361	0.03355	0.05272	0.07428
0808229-4L 5X	-0.00046	12.81106	0.01533	0.00915	0.18663	0.00120	-0.00168	323.99781	0.00050	0.00667	0.01160	0.01384
0808229-4MS	0.09447	77.01773	1.81240	0.97324	2.75225	0.04714	-0.00026	H1358.38737	0.04926	0.44069	0.22291	0.33062
0808229-4MSD	0.09427	76.58496	1.82711	0.97789	2.76307	0.04806	-0.00365	H1355.87251	0.05009	0.45107	0.22721	0.33211
CCV	0.20035	51.63925	0.48353	1.02985	1.00344	0.46032	0.51826	49.10546	0.49471	0.47150	0.94097	1.03895
CCB	-0.00029	0.03987	-0.00089	-0.00031	-0.00061	0.00019	-0.00427	-0.04775	-0.00029	-0.00071	-0.00035	-0.00099
0808229-6	-0.00089	53.65408	0.04754	0.03936	0.81560	0.00427	0.00247	H1488.17094	0.00345	0.02985	0.04597	0.06523
0808229-12	-0.00081	22.41134	0.02830	0.03320	0.27055	0.00235	-0.00110	H1530.77287	0.00060	0.01065	0.01792	0.02572
0808229-13	-0.00049	18.66697	0.02709	0.03089	0.22785	0.00223	-0.00083	H1627.45680	0.00027	0.00929	0.01744	0.02312
0808229-13D	-0.00121	22.08257	0.02264	0.03109	0.24919	0.00236	-0.00060	H1562.18740	0.00032	0.00940	0.01915	0.02411
0808229-13L 5X	-0.00073	3.83124	0.00543	0.00473	0.04873	0.00073	-0.00145	384.56335	-0.00033	0.00123	0.00366	0.00376
0808229-13MS	0.09525	27.16332	1.75304	0.91684	2.00911	0.04100	-0.00261	H1635.17721	0.04694	0.40181	0.17625	0.27544
0808229-13MSD	0.09591	27.74708	1.74395	0.92240	2.03998	0.04101	-0.00151	H1637.03701	0.04631	0.40108	0.17974	0.27826
0808229-14	-0.00089	66.35663	0.03044	0.01694	3.05824	0.00593	0.00168	318.51351	0.00142	0.01695	0.02779	0.03582
0808245-3	0.00813	21.76262	L-0.08218	-0.03752	0.34791	0.01168	0.13983	27.74710	-0.00001	0.25250	0.11245	7.39166
0808245-4	0.01504	23.28625	L-0.08322	-0.03526	0.36787	0.01138	0.13741	28.00422	0.00008	0.29741	0.11625	7.31619
CCV	0.20588	52.50542	0.50630	1.06350	1.01981	0.47983	0.53446	51.50508	0.51482	0.49229	0.98695	1.05055
CCB	-0.00029	0.05482	-0.00215	-0.00266	-0.00059	0.00021	0.00051	-0.04854	-0.00028	-0.00053	-0.00020	-0.00135
0808246-2	-0.00371	82.42600	0.03880	0.04265	1.35293	0.00636	-0.00408	352.84860	0.00039	0.07881	0.12313	0.63426
0808246-4	-0.00309	85.96358	0.02962	0.04828	1.40375	0.00628	-0.00052	297.84884	0.00059	0.06500	0.11347	0.14038
0809029-2	-0.00188	98.69198	0.04122	0.05628	1.72712	0.00819	0.00158	74.82292	0.00149	0.04677	0.07511	0.10551
0809029-4	-0.00189	112.91749	0.03902	0.08116	1.63689	0.00784	0.00146	404.95915	0.00148	0.04217	0.07115	0.09362
ZZZ	-0.00029	0.07038	-0.00144	-0.00234	-0.00049	0.00017	-0.00475	0.01845	-0.00021	-0.00124	0.00038	-0.00207
IP080918-2LCS	0.09250	2.00739	1.72278	0.90708	1.93364	0.04664	-0.00387	37.75367	0.04738	0.45500	0.18828	0.25423
IP080918-2LCSD	0.09213	2.01716	1.70876	0.90725	1.91762	0.04598	-0.00267	37.36384	0.04708	0.44943	0.18583	0.25356
0808250-1	-0.00039	0.16319	L-0.04010	0.00006	0.00179	-0.00004	-0.01083	20.43384	0.00202	-0.00112	0.02174	0.01911
0808250-2	0.00020	0.14440	L-0.04065	0.00100	0.00098	-0.00022	-0.01011	15.63286	0.00056	-0.00115	0.03151	0.01319
0808250-3	-0.00007	0.18115	L-0.05005	-0.00097	0.00083	-0.00022	-0.00944	15.89176	0.00051	-0.00106	0.03831	0.01324
CCV	0.21013	53.97320	0.51309	1.08912	1.02722	0.48126	0.55057	51.85235	0.52214	0.49649	0.99212	1.08345

Sample Id1	Ag	Al	As	B	Ba	Be	Bi	Ca	Cd	Co	Cr	Cu
CCB	-0.00043	0.07548	-0.00226	-0.00097	-0.00048	0.00044	-0.00402	-0.04065	-0.00013	-0.00050	-0.00017	-0.00144
0808250-4	-0.00004	0.21246	L-0.04477	0.00026	0.00131	-0.00009	-0.00508	24.61929	0.00059	-0.00070	0.04766	0.01354
0808250-5	0.00003	0.20163	L-0.04944	-0.00072	0.00237	-0.00025	-0.01410	40.70842	0.00059	-0.00142	0.01188	0.01162
0808250-6	-0.00013	0.15430	L-0.05214	0.00404	0.00283	-0.00016	-0.00975	58.59723	0.00063	-0.00103	0.02032	0.01001
0808250-7	-0.00046	0.23008	L-0.04681	0.02811	0.00255	-0.00010	-0.00950	34.72219	0.00059	-0.00094	0.02162	0.00929
IP080919-3MB	-0.00055	0.09115	-0.00078	-0.00387	-0.00068	0.00027	-0.00421	-0.02472	-0.00060	-0.00077	-0.00056	-0.00242
IP080919-3LCS	0.09889	2.15382	1.84831	0.98746	2.00199	0.04670	-0.00233	38.85769	0.04954	0.46773	0.19033	0.26247
0809034-1	-0.00054	69.98007	0.02445	0.00630	0.72687	0.00371	-0.00380	58.92992	0.00132	0.06615	0.12583	0.13369
0809034-1D	-0.00236	75.41323	0.02698	-0.00043	0.80867	0.00418	-0.00997	62.33165	0.00094	0.07686	0.13497	0.14571
0809034-1L 5X	-0.00059	14.23686	0.00219	-0.00048	0.14996	0.00124	-0.00379	12.44299	-0.00013	0.01297	0.02567	0.02486
0809034-1MS	0.09795	86.92339	1.88919	0.97508	2.81493	0.05113	-0.00411	109.02145	0.05095	0.54015	0.33320	0.42263
CCV	0.20912	54.08147	0.51194	1.09626	1.04071	0.48133	0.54512	52.79729	0.52476	0.50086	1.00372	1.07237
CCB	-0.00096	0.08294	-0.00485	-0.00357	-0.00063	0.00045	-0.00300	-0.04775	-0.00054	-0.00086	-0.00112	-0.00260
0809034-1MSD	0.09615	86.37121	1.83182	0.95564	2.74307	0.05023	-0.00465	106.79876	0.05007	0.53093	0.33021	0.40891
0809040-2	-0.00135	83.30372	0.01263	0.00434	0.68436	0.00477	-0.00234	136.99719	0.00017	0.06112	0.13629	0.08935
0809040-3	-0.00062	96.17298	-0.00815	-0.00178	0.39836	0.00856	0.00793	268.17452	0.00065	0.12602	0.17695	0.11673
0809040-5	-0.00221	83.65061	0.01395	0.00289	0.63952	0.00499	-0.00359	8.77149	0.00026	0.06470	0.13878	0.10353
0809040-6	-0.00352	109.11793	0.00912	0.00220	0.61093	0.00701	-0.00117	6.30990	0.00033	0.08579	0.19075	0.14921
0809040-7	-0.00212	123.95389	0.00873	0.00620	0.34674	0.01265	0.00047	9.63772	0.00078	0.11793	0.26992	0.22447
0809048-1	-0.00158	60.50628	0.00384	-0.00087	0.65066	0.00495	0.00012	10.81152	0.00052	0.04780	0.14736	0.06015
0809054-5	-0.00212	83.13904	0.02242	0.00041	0.96173	0.00438	-0.00400	3.73657	0.00001	0.04905	0.13842	0.09951
0809054-6	-0.00190	111.96630	0.02264	0.00412	0.66651	0.00648	-0.00116	168.77644	0.00052	0.10552	0.18976	0.15040
0809090-1	-0.00213	71.81213	0.01099	0.00284	0.71418	0.00358	0.00000	5.91297	0.00031	0.05161	0.12282	0.08754
CCV	0.20695	52.89544	0.49464	1.06922	1.02842	0.46976	0.51636	51.17452	0.51276	0.48719	0.97895	1.06098
CCB	-0.00002	0.09247	-0.00072	-0.00252	-0.00046	0.00059	-0.00161	-0.03999	-0.00028	-0.00083	-0.00051	-0.00207
0809090-2	-0.00208	142.95270	0.00258	0.00323	0.30623	0.01225	0.00072	9.77383	0.00060	0.08500	0.29242	0.17032
0809090-8	-0.00214	72.59808	0.00285	0.00556	0.30807	0.00699	-0.00106	96.37735	0.00073	0.09786	0.15966	0.13685
0809090-9	-0.00220	58.76702	0.00752	0.00915	0.19944	0.00720	-0.00104	233.10757	0.00035	0.08224	0.12783	0.11953
0809020-21A	-0.00179	41.28714	0.00912	0.01460	0.70640	0.00322	-0.00249	134.34072	0.00119	0.02463	0.04889	0.05372
0809053-3	0.00509	73.58387	0.01165	5.08200	6.39188	0.00157	0.02329	3.74198	0.00073	0.42915	H46.95771	4.03356
0809086-3	0.00423	147.22374	0.01187	4.42581	5.17049	0.00194	0.03048	2.94215	0.00077	0.48639	H51.16239	6.09636
IP080918-2MB	-0.00040	-0.00307	-0.00336	0.00323	-0.00052	0.00034	-0.00323	0.00240	0.00009	-0.00151	0.00066	-0.00292
CRI	0.02002	0.55601	0.01049	0.45345	0.43656	0.01102	0.05140	5.74971	0.01064	0.10298	0.02118	0.05277
ICSA	-0.00100	259.71218	-0.00523	-0.00203	-0.00052	0.00124	-0.00119	251.32247	-0.00034	0.00219	-0.00190	-0.00695
ICSAB	0.20468	263.19787	0.09177	1.07157	0.52582	0.46097	0.52869	258.02293	1.01562	0.48640	0.45617	0.55347
CCV	0.20616	52.64551	0.49585	1.06154	1.03344	0.46129	0.51486	50.03114	0.50345	0.47858	0.95576	1.06323
CCB	-0.00016	0.00038	-0.00237	-0.00065	-0.00052	0.00047	-0.00190	-0.03867	-0.00017	-0.00077	-0.00052	-0.00256
CCV	0.20589	52.71248	0.49629	1.06122	1.03242	0.46562	0.51872	50.87449	0.50868	0.48302	0.96874	1.05901
CCB	-0.00015	0.01129	-0.00237	-0.00350	-0.00053	0.00054	-0.00376	-0.03999	-0.00013	-0.00109	-0.00047	-0.00278
0808229-4A	-0.00122	63.97116	3.07513	1.69455	4.01002	0.07689	-0.00090	H1452.60981	0.08287	0.73762	0.33636	0.50201
0808229-13 10X	-0.00047	1.97149	0.00301	0.00340	0.02594	0.00101	-0.00179	198.23255	-0.00029	0.00040	0.00165	-0.00023
0808229-13D 10X	0.00076	2.36480	0.00296	0.00363	0.02891	0.00093	-0.00176	201.79429	-0.00024	0.00137	0.00285	0.00052
0808229-13L 50X	-0.00043	0.38340	-0.00083	-0.00139	0.00465	0.00070	-0.00089	39.19704	-0.00036	-0.00093	-0.00019	-0.00292
0808229-13MS 10X	0.00919	2.84592	0.19664	0.10346	0.23356	0.00565	-0.00311	204.46244	0.00504	0.04777	0.02043	0.02559
0808229-13MSD 10X	0.00932	2.86760	0.19329	0.10319	0.23306	0.00553	-0.00079	202.56089	0.00456	0.04720	0.02075	0.02581
0808229-13A	-0.00557	20.15142	2.65101	1.46427	3.04874	0.06036	-0.01547	H1503.68526	0.06930	0.59902	0.24778	0.40484
0808245-3 10X	0.00065	2.30586	L-0.01134	-0.00414	0.03824	0.00194	0.01333	3.55346	-0.00044	0.02919	0.01212	0.75604
0808245-4 10X	0.00056	2.36727	L-0.01480	-0.00571	0.03887	0.00181	0.01026	3.19209	-0.00041	0.03086	0.01157	0.72441
0808250-7L 5X	-0.00016	0.04559	L-0.01222	0.00537	0.00009	0.00065	-0.00259	7.67782	-0.00014	-0.00091	0.00445	-0.00068
CCV	0.20439	52.87258	0.48961	1.06127	1.03689	0.46510	0.50928	51.13122	0.51009	0.48261	0.97280	1.05492
CCB	-0.00047	0.02154	0.00181	-0.00080	-0.00042	0.00065	-0.00178	-0.03854	-0.00001	-0.00094	-0.00021	-0.00256
0808250-7A	-0.00004	1.52323	1.23771	0.65687	1.41012	0.03357	-0.01002	60.65213	0.03192	0.30726	0.14788	0.19002
0809034-1 2X	-0.00116	36.37408	0.00884	0.00328	0.38832	0.00242	-0.00539	32.71339	0.00044	0.03517	0.06818	0.06461
0809034-1D 2X	-0.00101	37.51225	0.01549	-0.00040	0.41518	0.00256	-0.00230	32.69216	0.00061	0.04060	0.07046	0.06886
0809034-1L 10X	-0.00089	7.14398	0.00296	-0.00114	0.07744	0.00101	-0.00109	6.50214	-0.00008	0.00630	0.01279	0.00986
0809034-1MS 2X	0.04907	43.57582	0.97013	0.49845	1.46490	0.02604	-0.00600	54.26571	0.02543	0.27283	0.16831	0.20908

Sample Id1	Ag	Al	As	B	Ba	Be	Bi	Ca	Cd	Co	Cr	Cu
0809034-1MSD 2X	0.05044	44.70217	0.99553	0.51368	1.45127	0.02727	-0.00246	56.88971	0.02608	0.28380	0.17590	0.20730
0809034-1A	0.00011	71.63789	3.77000	2.05834	4.71421	0.09779	-0.00517	138.83813	0.10188	0.99984	0.49595	0.66309
0809053-3 10X	0.00030	7.39288	0.00219	0.55150	0.67181	0.00071	0.00172	0.39471	-0.00015	0.04533	5.37448	0.40400
0809086-3 10X	0.00030	14.53670	-0.00177	0.46613	0.53337	0.00075	0.00268	0.29214	0.00000	0.04934	5.75743	0.60267
0809053-3 2X	0.00221	37.75854	0.00213	2.72282	3.34286	0.00137	0.01027	1.99273	0.00024	0.22533	H25.81597	2.06748
CCV	0.20913	53.43539	0.51052	1.08726	1.04891	0.47275	0.52061	51.89651	0.51622	0.49231	0.99112	1.06983
CCB	-0.00052	0.00787	-0.00067	0.00001	-0.00052	0.00070	-0.00184	-0.04591	-0.00046	-0.00109	-0.00059	-0.00309
0809086-3 2X	0.00214	74.33824	0.00389	2.27467	2.66771	0.00144	0.01501	1.49958	0.00018	0.24530	H27.14854	3.08632
F080919-1MB	-0.00158	0.01014	0.00027	-0.00099	-0.00064	0.00095	-0.00411	-0.03999	-0.00065	-0.00053	0.00062	-0.00246
0809141-1	-0.00141	0.01781	0.07193	0.06854	0.07479	0.00105	-0.00196	50.48011	-0.00072	0.00042	-0.00098	-0.00153
0809141-1L 5X	-0.00115	0.01784	0.01467	0.01325	0.01406	0.00087	-0.00521	10.49672	-0.00060	-0.00095	-0.00096	-0.00313
0809141-1MS	-0.00372	2.50926	2.34051	1.29539	2.39843	0.05147	-0.00835	98.49091	0.05735	0.52019	0.20456	0.30036
0809141-1MSD	-0.00086	2.50203	2.34605	1.29984	2.36311	0.05203	-0.00434	102.20002	0.05775	0.52680	0.20946	0.29684
0808245-3 25X	-0.00013	1.02533	-0.00760	-0.00006	0.01644	0.00109	0.00473	1.43578	-0.00025	0.01149	0.00464	0.33099
0808245-4 25X	0.00049	1.10666	-0.00578	-0.00070	0.01776	0.00134	0.00042	1.47427	-0.00015	0.01387	0.00510	0.33628
0809099-1 10X	-0.00102	0.02846	-0.00578	0.05724	0.00322	0.00094	-0.00130	45.73815	-0.00038	-0.00043	-0.00104	-0.00202
0809099-1L 50X	-0.00081	0.02351	-0.00287	0.01040	0.00016	0.00085	-0.00258	9.35638	-0.00017	-0.00059	-0.00067	-0.00282
CCV	0.21040	53.67893	0.51905	1.09337	1.06360	0.47576	0.52756	52.41163	0.51866	0.49718	0.99622	1.07269
CCB	-0.00066	0.02109	-0.00248	-0.00171	-0.00053	0.00083	-0.00457	-0.04446	-0.00022	-0.00145	-0.00069	-0.00314
0809099-1MS 10X	-0.00058	2.18486	1.94356	1.12836	2.06742	0.04774	-0.00517	42.55498	0.05091	0.47879	0.19151	0.26029
0809099-1MSD 10X	-0.00031	2.26233	2.06873	1.18951	2.10185	0.05115	-0.00205	45.67331	0.05426	0.51088	0.20479	0.26767
0809099-2 5X	0.00117	0.03521	-0.00292	0.05884	0.01520	0.00085	0.00177	130.30746	0.00024	0.00242	0.00180	-0.00140
0809099-3 5X	-0.00052	0.04690	-0.00441	0.08703	0.00638	0.00118	-0.00181	97.03266	-0.00022	-0.00040	-0.00076	-0.00248
0809099-4 5X	-0.00047	0.04168	-0.00331	0.03536	0.01552	0.00106	-0.00083	80.95607	0.00001	0.00048	0.00015	-0.00334
0809099-5 10X	-0.00092	0.03761	-0.00441	0.09582	0.00246	0.00113	-0.00305	54.40683	-0.00058	-0.00004	-0.00075	-0.00356
0809099-6 10X	-0.00071	0.04950	-0.00738	0.10076	0.00255	0.00112	-0.00067	60.95747	-0.00011	0.00023	0.00080	-0.00351
0809099-7 10X	-0.00020	0.04473	-0.00160	0.04970	0.00193	0.00122	0.00407	55.65068	-0.00005	0.00085	0.00014	-0.00298
0809099-8 50X	-0.00047	0.04479	-0.00314	0.01544	-0.00027	0.00083	-0.00044	11.59722	-0.00014	-0.00050	-0.00012	-0.00412
0809099-9 10X	0.00056	0.05384	0.00087	0.07851	0.00413	0.00117	0.00378	68.28113	0.00022	0.00193	0.00052	-0.00277
CCV	0.20654	52.38250	0.50417	1.07089	1.04648	0.47524	0.51334	52.44045	0.51531	0.49419	0.99424	1.04817
CCB	-0.00060	0.02628	-0.00254	-0.00126	-0.00053	0.00063	-0.00329	-0.04315	-0.00029	-0.00041	-0.00001	-0.00360
0809099-10 10X	-0.00174	0.03103	-0.00402	0.06999	0.00450	0.00091	-0.00376	55.41801	-0.00050	-0.00076	-0.00129	-0.00298
0809099-11 5X	-0.00004	0.03216	-0.00578	0.07006	0.00406	0.00092	0.00067	42.47511	-0.00006	-0.00022	-0.00047	-0.00173
0809099-12 5X	0.00209	0.05945	-0.00028	0.08561	0.00880	0.00129	0.00765	137.09047	0.00050	0.00262	0.00244	-0.00010
0809099-13 5X	-0.00182	0.04111	-0.00776	0.09847	0.00479	0.00110	-0.00518	17.32910	-0.00062	-0.00201	-0.00149	-0.00380
0809099-14 10X	0.00052	0.04658	-0.00353	0.06601	0.00317	0.00121	0.00286	48.52238	0.00001	0.00139	0.00078	-0.00237
0809099-15 10X	-0.00009	0.04623	-0.00314	0.06684	0.00140	0.00129	-0.00033	58.16885	-0.00003	0.00019	-0.00029	-0.00269
0809099-16 10X	-0.00021	0.05702	-0.00314	0.09319	0.00264	0.00145	-0.00027	68.58395	0.00004	0.00064	0.00006	-0.00261
0809099-17 10X	0.00087	0.06082	-0.00342	0.10527	0.00156	0.00140	0.00149	65.44624	-0.00002	0.00043	0.00069	-0.00367
0809099-18 100X	0.00054	0.05256	0.00005	0.02320	0.00002	0.00116	-0.00265	17.34534	-0.00002	-0.00011	-0.00014	-0.00450
0809099-19 10X	-0.00101	0.06422	-0.00320	0.07652	0.00132	0.00157	-0.00392	64.49898	-0.00038	-0.00082	-0.00154	-0.00351
CCV	0.20989	53.00866	0.51506	1.09061	1.05648	0.47946	0.52139	53.39587	0.52261	0.50229	1.01150	1.05509
CCB	-0.00106	0.03375	-0.00342	-0.00234	-0.00060	0.00089	-0.00237	-0.04420	-0.00029	-0.00103	-0.00085	-0.00381
0809099-20 10X	-0.00113	0.05906	-0.00941	0.05324	0.00268	0.00114	-0.00201	55.60275	-0.00041	-0.00064	-0.00086	-0.00314
0809099-21 10X	0.00010	0.04699	-0.00309	0.05260	0.00268	0.00112	-0.00173	47.38568	-0.00029	0.00002	-0.00044	-0.00268
0809099-21L 50X	-0.00095	0.04549	-0.00100	0.00859	0.00000	0.00102	-0.00439	9.83844	-0.00037	-0.00109	-0.00108	-0.00397
0809099-21MS 10X	0.00043	0.76323	0.70305	0.44288	0.69451	0.01735	0.00084	50.27716	0.01777	0.16751	0.06547	0.08489
0809099-21MSD 10X	0.00111	2.31896	2.13761	1.23925	2.17026	0.05362	-0.00299	51.46162	0.05671	0.53752	0.21740	0.26991
0809099-22 100X	-0.00021	0.05247	0.00109	0.01485	0.00005	0.00122	-0.00172	8.50619	-0.00014	-0.00023	-0.00018	-0.00312
0809099-23 50X	-0.00210	0.03483	-0.00765	0.04567	0.00002	0.00112	-0.00602	25.27315	-0.00052	-0.00220	-0.00206	-0.00458
0809099-24 25X	0.00032	0.04900	0.00219	0.04400	0.00187	0.00126	0.00073	28.04321	-0.00013	0.00055	0.00042	-0.00310
0809099-25 25X	-0.00047	0.05445	-0.00347	0.03443	0.00116	0.00129	0.00173	27.41268	-0.00037	-0.00023	-0.00032	-0.00311
0809099-26 10X	-0.00074	0.04604	-0.00083	0.00517	0.00000	0.00124	-0.00103	5.43955	-0.00036	-0.00079	-0.00047	-0.00369
CCV	0.20743	52.91938	0.50685	1.08190	1.06788	0.47204	0.52129	52.20458	0.51453	0.49363	0.99555	1.06106
CCB	-0.00012	0.03750	-0.00298	-0.00252	-0.00057	0.00079	-0.00266	-0.04459	-0.00059	-0.00100	-0.00087	-0.00386
0809099-27 500X	-0.00016	0.05102	-0.00298	0.00070	-0.00045	0.00082	-0.00022	1.25718	-0.00027	-0.00071	-0.00037	-0.00436

Sample Id1	Ag	Al	As	B	Ba	Be	Bi	Ca	Cd	Co	Cr	Cu
0809099-28 10X	-0.00085	0.05639	-0.00413	0.04290	0.00175	0.00118	-0.00238	45.31744	-0.00023	-0.00064	-0.00075	-0.00356
0809099-29 25X	-0.00026	0.06085	-0.00606	0.03086	0.00070	0.00108	-0.00327	21.62930	-0.00029	-0.00031	-0.00071	-0.00338
CRI	0.01992	0.60800	0.00912	0.45102	0.44783	0.01128	0.04954	5.79115	0.01043	0.10309	0.02170	0.05061
ICSA	0.00006	258.34680	-0.00177	-0.00522	-0.00040	0.00159	-0.00033	261.90351	-0.00025	0.00273	-0.00102	-0.00883
ICSAB	0.20343	257.90593	0.09484	1.06000	0.53538	0.45199	0.51876	259.37728	1.00516	0.48208	0.45856	0.53683
CCV	0.20821	52.52594	0.51013	1.08302	1.06107	0.47385	0.52652	52.70531	0.51833	0.49681	1.00287	1.04960
CCB	-0.00052	0.04787	-0.00369	-0.00212	-0.00055	0.00078	-0.00132	-0.04341	-0.00036	-0.00074	-0.00052	-0.00449

Sample Id1	Fe	K	Li	Mg	Mn	Mo	Na	Ni	P	Pb	Pb I	Pb II
MIXBHIGH	-0.02976	0.27478	0.00593	-0.03481	H10.08642	H10.15073	0.22474	H10.18133	H50.34072	10.17845	H10.12407	H10.20561
MIXAHIGH	193.57366	H254.47697	H5.06757	495.96350	0.00711	0.00095	H251.66068	0.00225	0.03216	0.00144	L-0.00867	0.00649
MIXCHIGH	0.01259	0.27350	0.00658	-0.51247	0.00552	-0.00091	0.23431	-0.00029	0.04180	-0.00131	-0.00186	-0.00103
ICV	10.38780	25.20553	0.26120	26.67240	0.50185	0.50881	25.22356	0.50938	2.56796	0.51813	0.51862	0.51788
ICB	-0.00467	0.13915	0.00535	-0.02269	-0.00055	-0.00159	0.16304	-0.00097	-0.00305	-0.00054	0.00159	-0.00159
CRI	0.19685	4.34374	0.02109	5.13337	0.02864	0.01879	4.52224	0.07848	0.18395	0.00443	0.00584	0.00373
ICSA	99.98266	0.12511	0.00581	258.90929	0.00315	-0.00116	0.17856	-0.00066	0.00295	0.00190	L-0.01343	0.00955
ICSAB	101.81964	0.16296	1.10972	262.25725	0.46966	0.97403	0.18349	0.93689	1.00265	0.05048	0.03577	0.05783
CCV	20.12346	50.34687	0.54928	51.61515	0.95930	0.98660	49.90630	0.98075	4.92948	1.00086	1.00230	1.00014
CCB	-0.00503	0.21130	0.00550	-0.02489	-0.00059	-0.00062	0.16620	-0.00134	-0.00021	-0.00030	-0.00239	0.00075
IP080919-1MB	0.02503	0.21969	0.00561	-0.01828	-0.00027	-0.00116	0.25313	-0.00001	0.07654	-0.00148	L-0.00621	0.00088
IP080919-1LCS	0.28887	0.21786	0.00557	-0.01423	0.01563	-0.00154	0.25380	0.04232	0.07512	0.00166	-0.00109	0.00304
IP080919-1LCSD	0.32316	0.23082	0.00558	-0.01626	0.01525	-0.00058	0.25709	0.04245	0.08333	0.00412	0.00158	0.00539
0809142-1	4.19926	0.52419	0.00630	0.32953	0.05717	0.00154	0.77741	0.01714	0.16578	0.02971	0.02541	0.03186
0809142-2	0.13048	0.26101	0.00552	0.00028	0.00195	-0.00083	0.30496	0.00600	0.04874	0.00099	-0.00064	0.00180
0809142-3	0.19179	0.28746	0.00553	0.00542	0.00239	-0.00123	0.31996	0.00526	0.05869	0.00190	0.00068	0.00250
CRI	0.20741	4.43530	0.02126	5.31178	0.03041	0.02039	4.53147	0.08368	0.20085	0.00593	0.00659	0.00561
ICSA	100.34683	0.17126	0.00570	258.76498	0.00337	-0.00083	0.17483	0.00005	0.01322	-0.00060	L-0.00330	0.00074
ICSAB	99.65811	0.16624	1.09707	258.30145	0.46200	0.95677	0.17982	0.92145	1.00250	0.04785	0.03617	0.05368
CCV	19.74022	49.77357	0.54138	50.83221	0.94463	0.97628	49.47764	0.96461	4.89546	0.98684	0.99190	0.98431
CCB	-0.00261	0.11909	0.00509	-0.01791	-0.00055	-0.00079	0.16190	-0.00132	0.00642	-0.00079	-0.00207	-0.00015
IP080918-1MB	0.00205	0.14618	0.00499	-0.01956	-0.00040	-0.00081	0.16823	-0.00091	0.03185	-0.00221	0.00265	L-0.00463
IP080918-1LCS	0.97020	38.82607	0.48152	40.38335	0.47506	0.96788	38.05121	0.49704	0.02032	0.49137	0.49261	0.49076
IP080918-1LCSD	0.96900	38.74651	0.48071	40.26071	0.47360	0.96917	38.00954	0.49579	0.02664	0.48911	0.48999	0.48867
0808229-2	84.69995	25.96114	0.14790	182.44974	2.05118	0.00412	1.90487	0.06174	3.32117	0.12022	0.06441	0.14808
0808229-3	78.51450	24.24619	0.14681	167.46927	2.18382	0.00290	2.03882	0.06123	3.01944	1.08476	1.03017	1.11202
0808229-4	80.38446	23.98837	0.14480	160.66951	2.03510	0.00215	1.97250	0.06040	2.68248	1.12568	1.06980	1.15357
0808229-4D	82.25139	23.94744	0.15189	183.74267	2.14266	0.00208	2.17006	0.06437	2.68980	1.15799	1.10462	1.18464
0808229-4L 5X	16.64656	4.07449	0.02762	33.73204	0.44177	0.00001	0.46210	0.01231	0.55988	0.24086	0.23023	0.24616
0808229-4MS	82.17853	71.48514	0.79317	224.90374	2.48159	0.85234	51.70500	0.48029	2.57592	1.51979	1.47328	1.54301
0808229-4MSD	85.08495	70.29781	0.76696	215.12646	2.54209	0.86531	51.27715	0.49610	2.78955	1.53085	1.47049	1.56099
CCV	19.34474	50.25219	0.52605	50.38797	0.92891	0.96840	49.80159	0.95617	4.88086	0.97758	0.98287	0.97494
CCB	-0.00380	0.17372	0.00541	-0.02269	-0.00052	-0.00065	0.16673	-0.00105	-0.00210	-0.00124	-0.00131	-0.00121
0808229-6	71.82132	19.76353	0.12473	164.45512	2.00839	0.00217	1.83896	0.06479	3.22077	0.10012	0.03923	0.13052
0808229-12	20.89365	6.79007	0.07543	H872.26111	0.63355	0.00367	2.68890	0.02712	1.12704	0.01933	L-0.04096	0.04943
0808229-13	17.92395	5.74722	0.06520	H1016.96333	0.58285	0.00224	2.72110	0.02414	0.86961	0.01705	L-0.04329	0.04718
0808229-13D	20.39732	6.97703	0.07312	H971.22806	0.61033	0.00466	2.90706	0.02427	1.11389	0.01984	L-0.04458	0.05200
0808229-13L 5X	3.96330	1.06315	0.01528	209.86566	0.12937	-0.00034	0.60405	0.00486	0.17921	0.00224	L-0.00864	0.00768
0808229-13MS	19.78704	58.58176	0.70533	H949.18043	0.98061	0.84043	54.16826	0.42140	1.00582	0.44582	0.38342	0.47697
0808229-13MSD	20.32859	58.94767	0.70474	H1008.34366	1.08170	0.83930	54.27495	0.42369	1.03466	0.44210	0.37923	0.47349
0808229-14	109.59716	47.18588	0.03323	37.47516	1.13371	0.00640	10.54834	0.05606	2.76899	0.09765	0.08637	0.10328
0808245-3	H630.50329	14.22120	0.01412	5.33827	2.14366	0.08802	2.71471	0.03568	4.82679	0.21861	0.12674	0.26448
0808245-4	H683.28845	15.03792	0.01373	6.31613	1.90437	0.12854	2.86041	0.04030	4.49777	0.23150	0.14344	0.27546
CCV	19.98890	50.53362	0.53047	51.63241	0.96323	1.00481	50.29782	1.00099	5.02531	1.01414	1.02840	1.00702
CCB	-0.00389	0.13259	0.00532	-0.02287	-0.00052	-0.00145	0.16068	-0.00080	0.00279	-0.00127	0.00147	-0.00264
0808246-2	167.75655	14.91660	0.16571	93.76783	3.20182	0.05516	7.70963	0.15363	14.48581	0.07688	0.02053	0.10501
0808246-4	148.29461	15.71727	0.21546	103.48769	3.00031	0.00243	5.32397	0.13440	9.83729	0.07713	0.03100	0.10016
0809029-2	113.28939	58.65673	0.12028	37.79992	3.23944	0.00374	2.78708	0.11135	2.68375	0.16200	0.14609	0.16995
0809029-4	109.98823	60.15038	0.19092	128.86865	3.66129	0.00421	3.71933	0.08135	3.19380	0.12671	0.09722	0.14144
ZZZ	0.00732	0.16350	0.00548	-0.01276	-0.00017	-0.00170	0.17856	-0.00056	0.04369	0.00188	0.00107	0.00229
IP080918-2LCS	0.91423	34.32302	0.46010	36.89033	0.45330	0.94153	35.33517	0.47383	0.04795	0.46315	0.46301	0.46322
IP080918-2LCSD	0.90472	34.71783	0.46479	36.91328	0.44736	0.92661	35.73028	0.46828	0.04748	0.45852	0.45751	0.45903
0808250-1	0.26871	H250.45295	0.00879	21.76936	0.00679	-0.00426	38.13141	0.00237	H151.27282	0.00388	0.00102	0.00531
0808250-2	0.33483	238.77825	0.00857	18.64056	0.00473	-0.00525	40.91818	0.00384	H132.77753	0.00425	0.00079	0.00597
0808250-3	0.39618	243.40785	0.00877	20.09798	0.00594	-0.00518	35.99473	0.00262	H137.81584	0.00537	0.00157	0.00727
CCV	19.98949	52.42317	0.55195	52.55012	0.96540	1.00763	52.11642	1.01205	5.08503	1.02672	1.03492	1.02262

Sample Id1	Fe	K	Li	Mg	Mn	Mo	Na	Ni	P	Pb	Pb I	Pb II
CCB	-0.00037	0.15265	0.00533	-0.01203	-0.00033	-0.00107	0.16760	-0.00086	-0.00384	0.00014	0.00049	-0.00004
0808250-4	0.36663	242.30543	0.00797	19.85207	0.00695	-0.00450	37.08528	0.01277	H137.57684	0.00402	0.00423	0.00392
0808250-5	0.20631	239.27311	0.00851	19.12712	0.00651	-0.00522	35.04678	0.00178	H136.08151	0.00684	0.00282	0.00885
0808250-6	0.25977	241.94785	0.00845	19.80133	0.00822	-0.00534	39.31845	0.00091	H144.41438	0.00475	0.00124	0.00651
0808250-7	0.26941	235.22187	0.00848	19.73123	0.00875	-0.00527	37.74123	0.00151	H135.63032	0.00548	0.00183	0.00730
IP080919-3MB	0.00016	0.21878	0.00530	-0.02287	-0.00043	-0.00191	0.17397	-0.00144	0.05285	0.00014	-0.00112	0.00077
IP080919-3LCS	0.93235	39.02275	0.47468	39.29269	0.45886	0.95538	38.67672	0.48810	0.02758	0.48078	0.48897	0.47668
0809034-1	173.67334	9.52156	0.08170	49.19859	2.35053	0.00013	2.08734	0.14694	7.30428	0.05800	L-0.00456	0.08924
0809034-1D	193.33575	10.36927	0.08979	51.30452	2.53638	0.00060	2.21686	0.13753	8.11944	0.06495	L-0.01192	0.10333
0809034-1L 5X	34.77815	1.83175	0.01782	10.21981	0.49851	-0.00123	0.49620	0.03021	1.54018	0.01072	-0.00131	0.01673
0809034-1MS	H203.11042	50.60774	0.61911	93.07148	3.09205	0.95379	44.35270	0.66177	7.87891	0.54585	0.48069	0.57838
CCV	20.04805	52.24577	0.52793	52.57185	0.96766	1.01956	52.30720	1.01961	4.99272	1.03206	1.04761	1.02430
CCB	-0.00340	0.18147	0.00519	-0.02654	-0.00062	-0.00138	0.16204	-0.00135	-0.00226	-0.00103	L-0.00304	-0.00003
0809034-1MSD	193.29478	49.64096	0.60878	90.35832	3.05534	0.93885	43.47968	0.61508	7.74107	0.53018	0.46497	0.56274
0809040-2	145.83580	17.37366	0.57670	146.80112	2.82410	0.00233	0.56956	0.08420	1.37755	0.02681	0.00760	0.03639
0809040-3	H425.20392	36.20392	1.41646	293.25691	H14.77074	0.00738	0.73374	0.12976	3.15152	0.04206	0.00924	0.05845
0809040-5	86.49468	9.83038	0.09385	20.13654	0.43529	0.00731	0.56233	0.07375	0.79662	0.03688	0.02440	0.04311
0809040-6	103.84193	18.53687	0.57112	81.99844	0.77226	0.00616	0.57863	0.13081	1.34726	0.04637	0.03125	0.05391
0809040-7	143.19960	40.98357	1.48353	168.70866	2.26683	0.00039	0.49560	0.20340	2.20048	0.07854	0.06426	0.08567
0809048-1	143.75837	7.74732	0.11630	13.50680	1.16957	0.00431	0.40170	0.06062	2.45253	0.03931	0.02409	0.04691
0809054-5	69.81407	8.76950	0.10322	18.73407	0.36342	0.00158	0.51344	0.07528	0.86771	0.03577	0.01606	0.04561
0809054-6	153.22698	35.67603	1.36274	221.01016	1.83748	0.00212	0.72576	0.12236	1.99728	0.06731	0.04660	0.07765
0809090-1	67.62972	7.64399	0.08090	18.34695	0.38733	0.00339	0.53567	0.06652	1.01073	0.02909	0.01490	0.03617
CCV	19.47722	51.50812	0.51879	51.44135	0.94304	0.99499	51.28130	0.99357	4.92547	1.00479	1.01864	0.99788
CCB	0.00055	0.20674	0.00529	-0.01442	-0.00033	-0.00062	0.16975	-0.00105	-0.00036	-0.00037	0.00123	-0.00117
0809090-2	H203.11967	53.88644	1.92343	253.02024	2.36645	-0.00095	0.71779	0.21706	1.98043	0.04741	0.03491	0.05365
0809090-8	139.34413	16.79655	0.57454	123.78537	1.49931	-0.00051	0.49324	0.17021	3.09217	0.05887	0.03765	0.06946
0809090-9	185.85832	17.38711	0.64019	198.20025	3.76738	0.00170	0.60617	0.12377	2.62959	0.04345	0.02110	0.05461
0809020-21A	67.92321	91.27591	1.09510	93.73299	1.38738	0.00041	81.99223	0.04278	2.17933	0.07168	0.05347	0.08077
0809053-3	H200.69709	4.03073	0.00734	1.26467	3.49927	2.61687	11.51791	H40.79976	0.06075	0.41976	0.43240	0.41345
0809086-3	H207.56305	3.44323	0.00963	1.57323	4.44337	2.91206	9.79997	H42.15993	0.06154	0.52539	0.54366	0.51627
IP080918-2MB	0.00407	0.08744	0.00520	-0.02048	-0.00033	-0.00044	0.17468	-0.00090	0.03627	0.00118	-0.00038	0.00196
CRI	0.20653	4.62222	0.02065	5.39712	0.03044	0.02039	4.77578	0.08698	0.20465	0.00653	0.00576	0.00691
ICSA	95.97139	0.08881	0.00548	259.00199	0.00293	-0.00149	0.17371	-0.00021	0.01416	0.00176	L-0.00740	0.00633
ICSAB	98.16504	0.12529	1.05910	263.52521	0.46366	0.99150	0.18102	0.96099	1.03402	0.05055	0.03757	0.05704
CCV	19.09912	51.87280	0.52319	50.92485	0.92448	0.98305	51.23975	0.98065	4.91761	0.98778	1.00376	0.97981
CCB	-0.00006	0.08708	0.00500	-0.01423	-0.00043	-0.00123	0.16293	-0.00121	-0.00431	0.00029	0.00132	-0.00023
CCV	19.22088	51.28041	0.51822	50.93821	0.93204	0.98802	51.14297	0.98581	4.81685	0.99091	1.01460	0.97908
CCB	-0.00050	0.12721	0.00503	-0.01662	-0.00036	-0.00156	0.16263	-0.00116	-0.00700	-0.00029	-0.00031	-0.00028
0808229-4A	76.69739	23.70730	0.13694	154.67632	2.61573	1.49531	1.97349	0.79384	2.51286	1.83223	1.82122	1.83772
0808229-13 10X	2.01895	0.59800	0.00959	104.06108	0.06623	-0.00067	0.38094	0.00172	0.08807	0.00095	L-0.00652	0.00468
0808229-13D 10X	2.38777	0.68669	0.01029	104.90816	0.07193	0.00010	0.38674	0.00248	0.12440	-0.00006	-0.00041	0.00011
0808229-13L 50X	0.40966	0.22635	0.00572	20.24262	0.01309	-0.00135	0.19669	-0.00112	0.01385	-0.00069	L-0.00318	0.00055
0808229-13MS 10X	2.24681	5.09638	0.05916	100.02640	0.11299	0.09544	4.95618	0.05127	0.11113	0.05117	0.04587	0.05382
0808229-13MSD 10X	2.27918	5.06742	0.05826	104.92504	0.12291	0.09389	4.89648	0.05054	0.11823	0.04919	0.04506	0.05124
0808229-13A	16.61810	107.48071	1.33746	H968.60486	1.08968	1.30100	105.66349	0.63414	0.73267	0.66857	0.56400	0.72077
0808245-3 10X	H284.83073	1.38908	0.00597	0.69776	0.24351	0.00978	0.39583	0.00325	0.51591	0.01825	0.01212	0.02131
0808245-4 10X	H259.19181	1.41446	0.00575	0.70492	0.20171	0.01299	0.39446	0.00270	0.44205	0.01889	0.00820	0.02423
0808250-7L 5X	0.07592	55.52433	0.00533	4.71883	0.00147	-0.00229	7.81147	-0.00109	31.81769	-0.00068	-0.00132	-0.00036
CCV	19.24561	51.42713	0.51880	50.98945	0.93271	0.99349	51.49596	0.98855	4.73424	1.00519	1.00123	1.00717
CCB	0.00055	0.15420	0.00517	-0.01019	-0.00040	-0.00055	0.16590	-0.00121	-0.00100	-0.00034	0.00199	-0.00150
0808250-7A	0.86522	H256.71069	0.42043	43.55800	0.31162	0.65738	64.99491	0.31953	H125.10763	0.29398	0.30338	0.28929
0809034-1 2X	93.05076	4.81044	0.04132	26.14002	1.27573	0.00010	1.09636	0.07913	3.88731	0.03297	-0.00291	0.05088
0809034-1D 2X	98.43845	4.95326	0.04303	26.02624	1.30863	0.00032	1.10774	0.07207	4.11467	0.03241	-0.00120	0.04919
0809034-1L 10X	17.49823	0.98383	0.01107	5.18800	0.25620	-0.00079	0.32359	0.01521	0.78079	0.00427	-0.00149	0.00715
0809034-1MS 2X	99.67264	25.34666	0.29106	46.84017	1.55325	0.47990	21.95544	0.33644	4.00617	0.27716	0.24332	0.29405

Sample Id1	Fe	K	Li	Mg	Mn	Mo	Na	Ni	P	Pb	Pb I	Pb II
0809034-1MSD 2X	101.09440	25.41153	0.29193	47.67405	1.61859	0.49696	22.04261	0.33189	4.08058	0.28216	0.25501	0.29572
0809034-1A	160.81126	91.05575	1.17456	128.42253	3.06467	1.94595	86.14036	1.11657	6.83194	1.01971	0.98172	1.03868
0809053-3 10X	19.70758	0.41836	0.00540	0.12191	0.36923	0.27352	1.15295	4.68666	0.01069	0.04360	0.04972	0.04055
0809086-3 10X	19.67208	0.38023	0.00548	0.14690	0.45749	0.29708	0.95342	4.72059	0.00453	0.05241	0.05806	0.04959
0809053-3 2X	104.42340	1.87313	0.00617	0.65384	1.83334	1.37150	5.73619	H22.57053	0.02569	0.21981	0.22963	0.21491
CCV	19.50686	51.98102	0.52523	51.76703	0.94419	1.01028	51.78395	1.01001	4.86963	1.00831	1.03828	0.99335
CCB	-0.00213	0.14846	0.00519	-0.02452	-0.00052	-0.00112	0.16338	-0.00157	0.00279	-0.00170	-0.00220	-0.00144
0809086-3 2X	102.62703	1.55053	0.00718	0.79202	2.23997	1.47656	4.76738	H22.39956	0.03532	0.26400	0.27338	0.25931
F080919-1MB	0.00213	0.14025	0.00465	-0.02985	-0.00036	-0.00154	0.17864	0.00004	0.00406	-0.00201	-0.00129	-0.00237
0809141-1	-0.00441	6.86285	0.04031	20.78931	0.03741	0.09643	42.31976	0.00738	0.01448	-0.00195	L-0.00312	-0.00137
0809141-1L 5X	-0.00529	1.07511	0.01046	4.04560	0.00733	0.01790	7.42606	0.00013	-0.00289	-0.00162	L-0.00524	0.00020
0809141-1MS	1.01026	67.69948	0.74220	72.78292	0.53748	1.16277	95.31591	0.55738	0.01243	0.57041	0.54132	0.58493
0809141-1MSD	1.01517	67.44343	0.73648	73.87753	0.54206	1.17451	95.58837	0.56333	0.01448	0.56552	0.56154	0.56750
0808245-3 25X	120.83993	0.58294	0.00552	0.26485	0.10320	0.00391	0.26625	0.00031	0.23562	0.00734	0.00316	0.00942
0808245-4 25X	121.00210	0.70293	0.00561	0.31814	0.09376	0.00609	0.26940	0.00093	0.21571	0.00741	0.00409	0.00907
0809099-1 10X	0.00613	10.12446	0.05938	58.33472	0.38631	0.09166	224.26023	0.00117	0.00485	-0.00211	L-0.00437	-0.00098
0809099-1L 50X	-0.00406	1.56642	0.01386	11.66826	0.07900	0.01684	44.25738	-0.00033	-0.00621	-0.00029	0.00190	-0.00139
CCV	19.59483	52.11871	0.52963	52.03127	0.94843	1.01862	51.89407	1.01957	4.98598	1.01847	1.04706	1.00420
CCB	-0.00265	0.15721	0.00545	-0.02103	-0.00049	-0.00088	0.16776	-0.00186	-0.00226	-0.00083	-0.00222	-0.00013
0809099-1MS 10X	0.91295	9.24457	0.05510	54.08081	0.81313	1.07211	211.55857	0.50440	0.00011	0.49966	0.50824	0.49538
0809099-1MSD 10X	0.97144	9.37253	0.05638	56.52298	0.86201	1.13025	217.72271	0.54015	-0.00226	0.52503	0.54153	0.51679
0809099-2 5X	0.08229	11.97953	0.05818	57.23860	0.69426	0.07131	H271.84664	0.00301	0.00800	-0.00231	0.00827	L-0.00760
0809099-3 5X	-0.00595	16.05081	0.08082	85.14167	0.95280	0.17182	H301.79660	0.00586	0.00895	0.00011	0.00294	-0.00131
0809099-4 5X	0.01830	9.44134	0.04112	47.45495	0.59039	0.01555	212.62658	0.00040	0.00864	-0.00201	0.00045	L-0.00324
0809099-5 10X	-0.00617	20.13901	0.06820	70.92305	0.54368	0.07262	H348.82785	0.00063	-0.00131	-0.00123	-0.00285	-0.00042
0809099-6 10X	0.00503	26.47924	0.07028	68.08625	0.55223	0.07347	H408.02765	0.00974	0.00279	-0.00197	-0.00183	-0.00204
0809099-7 10X	-0.00586	20.46645	0.07211	64.49448	0.65541	0.19079	H256.64231	0.00099	0.00579	-0.00180	0.00503	L-0.00520
0809099-8 50X	-0.00186	6.00626	0.02143	21.85906	0.18690	0.02689	111.74090	0.00146	0.00122	-0.00002	0.00244	-0.00124
0809099-9 10X	-0.00428	24.27288	0.05812	59.96413	0.48860	0.06762	H375.23146	0.00119	-0.00399	-0.00185	0.00876	L-0.00714
CCV	19.53532	50.59671	0.51063	51.23006	0.94521	1.01192	50.16139	1.01292	4.87508	1.00940	1.03056	0.99884
CCB	-0.00235	0.18011	0.00571	-0.01699	-0.00043	-0.00128	0.17629	-0.00113	-0.00479	-0.00253	-0.00136	L-0.00312
0809099-10 10X	-0.00551	22.51991	0.05895	54.24224	0.28935	0.07161	H323.80017	-0.00011	-0.00115	-0.00065	L-0.00501	0.00153
0809099-11 5X	-0.00428	16.50066	0.05860	51.37953	0.22232	0.22297	200.24725	0.00001	0.00043	-0.00082	0.00057	-0.00151
0809099-12 5X	-0.00252	24.82303	0.07295	73.38978	0.33622	0.12751	H269.16967	0.00269	0.00342	-0.00201	0.01666	L-0.01133
0809099-13 5X	-0.00406	17.83083	0.03752	15.25794	0.13831	0.13774	223.88151	-0.00187	0.00516	-0.00031	L-0.00429	0.00167
0809099-14 10X	-0.00424	12.99687	0.05101	48.10839	0.37955	0.08025	189.93203	0.00108	0.00343	0.00003	0.01050	L-0.00520
0809099-15 10X	-0.00551	14.82165	0.06555	73.39421	0.63174	0.10999	H258.01899	0.00381	0.00090	-0.00054	0.00238	-0.00200
0809099-16 10X	-0.00555	31.15777	0.08539	91.11400	0.64577	0.12520	H486.56127	0.00182	-0.00084	-0.00038	0.00306	-0.00209
0809099-17 10X	-0.00252	21.43402	0.07096	82.22305	0.63435	0.08640	H399.66723	0.00275	-0.00336	-0.00177	0.00697	L-0.00614
0809099-18 100X	-0.00503	11.13379	0.01877	11.13494	0.10808	0.00079	H252.64032	-0.00070	-0.00794	-0.00199	0.00304	L-0.00450
0809099-19 10X	-0.00573	17.96007	0.07548	90.60423	0.66282	0.12835	H312.31668	0.00248	0.00279	-0.00093	L-0.00318	0.00020
CCV	19.74516	51.05006	0.51674	51.79711	0.95462	1.02681	50.81536	1.03048	4.69559	1.01886	1.05406	1.00129
CCB	-0.00331	0.20519	0.00585	-0.02158	-0.00049	-0.00112	0.17903	-0.00129	-0.00068	-0.00020	-0.00139	0.00040
0809099-20 10X	-0.00512	13.06093	0.05729	60.96353	0.48027	0.09023	220.89510	0.00258	0.00469	-0.00211	L-0.00363	-0.00135
0809099-21 10X	-0.00542	10.75598	0.04695	46.00309	0.32365	0.13734	197.65528	0.00130	0.00358	-0.00238	0.00067	L-0.00390
0809099-21L 50X	-0.00555	1.72917	0.01212	9.34203	0.06686	0.02835	39.20837	-0.00117	-0.00305	0.00005	-0.00104	0.00059
0809099-21MS 10X	0.30617	10.78748	0.04697	47.48315	0.49515	0.47953	200.06216	0.17754	0.00248	0.16654	0.18325	0.15820
0809099-21MSD 10X	1.01022	10.61064	0.04650	47.69892	0.84556	1.22029	198.36458	0.56654	0.00248	0.49584	0.57381	0.45691
0809099-22 100X	-0.00428	5.34893	0.01436	11.07454	0.07545	0.00785	122.52673	-0.00071	-0.00368	-0.00076	0.00397	L-0.00312
0809099-23 50X	-0.00665	20.44812	0.02401	18.34640	0.15194	0.00482	H402.36074	-0.00197	-0.00242	-0.00106	L-0.01165	0.00422
0809099-24 25X	-0.00485	14.07928	0.02586	21.36724	0.17568	0.01318	226.46657	-0.00036	-0.00415	-0.00195	0.00626	L-0.00604
0809099-25 25X	-0.00525	11.94441	0.03131	29.80599	0.24227	0.02076	177.63639	-0.00046	-0.00194	-0.00144	-0.00033	-0.00199
0809099-26 10X	-0.00547	2.01546	0.00921	4.09911	0.03466	0.00245	33.92691	-0.00067	0.00406	-0.00159	0.00105	-0.00291
CCV	19.46326	51.49071	0.52143	51.23842	0.94017	1.01525	50.91835	1.01357	4.67971	1.00533	1.03440	0.99082
CCB	-0.00287	0.10085	0.00530	-0.02140	-0.00049	-0.00095	0.17160	-0.00115	0.00358	-0.00188	-0.00154	-0.00205
0809099-27 500X	-0.00481	0.69180	0.00608	0.90209	0.00875	-0.00088	12.06116	-0.00149	-0.01000	-0.00080	0.00192	-0.00215

Sample Id1	Fe	K	Li	Mg	Mn	Mo	Na	Ni	P	Pb	Pb I	Pb II
0809099-28 10X	-0.00648	20.27056	0.06902	56.57000	0.55996	0.16480	240.27798	-0.00023	0.00422	-0.00223	L-0.00350	-0.00159
0809099-29 25X	-0.00582	10.83059	0.03250	31.47071	0.21886	0.04217	203.10751	-0.00051	0.00043	-0.00230	0.00298	L-0.00494
CRI	0.20266	4.58485	0.02101	5.32815	0.02987	0.02015	4.75943	0.08739	0.19359	0.00470	0.00398	0.00506
ICSA	97.26465	0.13076	0.00589	258.95074	0.00258	-0.00079	0.18826	-0.00004	0.00816	0.00318	0.00102	0.00425
ICSAB	96.13185	0.12219	1.03318	257.01795	0.45349	0.98709	0.18976	0.96039	0.96400	0.04808	0.03886	0.05269
CCV	19.51288	50.86102	0.51337	51.30600	0.94279	1.01797	50.57631	1.02218	4.77514	1.00705	1.04558	0.98782
CCB	-0.00265	0.12465	0.00516	-0.01920	-0.00046	-0.00060	0.16833	-0.00158	0.00185	-0.00084	0.00027	-0.00140

Sample Id1	S	Sb	Se	Se I	Se II	Si	Sn	Sr	Th	Ti	Tl	U
MIXBHIGH	0.01264	H2.03464	5.07116	H5.08573	H5.06388	H50.98061	H10.17083	H10.09444	1.99145	H10.04994	H5.14635	-0.05523
MIXAHIGH	0.01264	0.02765	-0.01275	-0.00092	L-0.01865	0.03050	0.00805	0.00836	L-0.07305	-0.00124	L-0.01166	0.15626
MIXCHIGH	49.74068	-0.00142	-0.00776	L-0.00502	L-0.00913	-0.01616	0.02340	0.00091	1.28847	0.00731	L-0.02048	H50.05344
ICV	2.55734	0.26576	0.53142	0.53146	0.53140	2.47960	0.51311	0.25023	0.18829	0.25968	0.26450	2.54911
ICB	-0.00617	-0.00352	-0.00268	-0.00101	-0.00351	0.00622	0.00241	-0.00103	0.00881	-0.00086	0.00439	-0.00980
CRI	0.20420	0.12172	0.00615	0.00626	0.00610	0.10792	0.09407	0.02262	0.09630	0.01943	0.02165	0.20370
ICSA	0.01264	-0.00542	-0.00603	L-0.01291	-0.00260	0.00718	-0.00520	0.00038	0.05881	-0.00005	L-0.01716	0.04485
ICSAB	1.02706	0.61441	0.05000	0.05254	0.04874	0.93350	0.99899	0.96802	0.65935	0.95990	0.09542	9.92328
CCV	4.97666	0.51391	1.04807	1.04644	1.04888	4.75238	0.99837	0.48714	0.32975	0.49709	0.53236	5.00026
CCB	0.00067	-0.00351	-0.00133	-0.00244	-0.00077	0.00735	-0.00125	-0.00107	0.01944	-0.00083	0.00244	-0.02373
IP080919-1MB	0.00922	-0.00230	-0.00360	L-0.01121	0.00021	0.03918	-0.00103	-0.00062	0.02015	-0.00064	-0.00913	-0.02072
IP080919-1LCS	0.01093	-0.00204	0.00135	-0.00057	0.00231	0.04630	-0.00644	-0.00050	0.01531	-0.00077	0.00141	-0.01818
IP080919-1LCSD	0.01435	-0.00225	0.00214	-0.00046	0.00344	0.04397	-0.00432	-0.00047	0.02044	-0.00054	0.00385	-0.01517
0809142-1	1.13828	0.00725	0.00199	-0.00203	0.00400	0.39845	0.00274	0.00762	0.02077	0.03081	L-0.01163	-0.01599
0809142-2	0.06395	0.00093	-0.00109	0.00046	-0.00186	0.03591	0.00234	0.00000	0.01329	-0.00015	-0.00252	-0.01231
0809142-3	0.06053	0.00229	-0.00669	L-0.00794	L-0.00606	0.03884	-0.00081	-0.00004	0.01638	-0.00010	-0.00701	-0.00387
CRI	0.21275	0.12636	0.00985	0.00829	0.01064	0.10745	0.10357	0.02312	0.10977	0.02059	0.02013	0.19339
ICSA	0.01948	0.00202	-0.00348	0.00015	L-0.00529	0.00617	0.00088	0.00044	-0.00243	-0.00112	0.00218	0.07036
ICSAB	0.99626	0.60738	0.04640	0.04808	0.04556	0.91986	0.99187	0.95476	0.62749	0.94212	0.10001	9.83138
CCV	4.90294	0.50276	1.01904	1.03135	1.01289	4.69328	0.98496	0.48079	0.31937	0.48807	0.52839	4.95037
CCB	-0.00104	-0.00217	0.00201	-0.00027	0.00315	0.00365	-0.00051	-0.00100	0.01617	-0.00081	-0.00295	-0.01313
IP080918-1MB	0.00409	-0.00027	-0.00407	L-0.00852	-0.00185	0.01580	0.00856	-0.00102	0.01316	-0.00069	0.00153	-0.00434
IP080918-1LCS	0.00580	0.50173	1.88271	1.91096	1.86861	1.75918	0.50693	0.47793	0.02082	0.48564	2.07335	-0.01197
IP080918-1LCSD	0.00409	0.49663	1.85043	1.86860	1.84136	1.85911	0.50299	0.47697	0.01050	0.48237	2.08049	-0.00440
0808229-2	1.86394	0.00280	-0.00117	-0.00071	-0.00140	16.64170	0.03764	1.35774	0.03501	2.30125	0.00158	0.04465
0808229-3	2.17380	0.00382	-0.00182	0.00064	-0.00304	16.18530	0.03344	1.47409	0.05458	2.07606	0.00142	0.04432
0808229-4	1.92215	0.00431	-0.00349	0.00167	L-0.00606	16.82229	0.03486	1.48906	0.10432	2.17451	0.00050	0.03607
0808229-4D	1.84169	0.00230	-0.00111	-0.00415	0.00040	17.02434	0.03298	1.41958	0.09209	2.27732	0.00201	0.02965
0808229-4L 5X	0.38550	-0.00081	-0.00500	-0.00436	L-0.00531	3.59930	0.00634	0.31404	0.03180	0.46328	-0.00542	-0.00113
0808229-4MS	1.93071	0.25588	1.75323	1.78263	1.73855	16.74473	0.49410	1.89756	0.05931	2.91521	1.86028	0.04758
0808229-4MSD	1.89305	0.25414	1.75926	1.78169	1.74806	17.05885	0.49771	1.83142	0.06972	3.00901	1.88022	0.03924
CCV	4.87723	0.50427	1.01744	1.02938	1.01148	4.69144	0.97790	0.48072	0.31378	0.48110	0.52690	5.00018
CCB	0.00238	-0.00326	-0.00115	-0.00146	-0.00099	0.00771	0.00073	-0.00103	0.02684	-0.00072	0.00118	-0.01677
0808229-6	1.97350	0.00334	0.00032	0.00277	-0.00090	14.72122	0.03038	1.34672	0.07281	2.06252	0.00095	0.02797
0808229-12	1.08865	0.00087	-0.00258	-0.00393	-0.00190	9.47927	0.03219	1.16890	-0.01177	0.57009	-0.00785	-0.00524
0808229-13	0.83029	0.00081	-0.00421	L-0.00549	-0.00358	8.56743	0.02920	1.09554	-0.01604	0.49418	-0.00380	-0.00382
0808229-13D	0.95861	-0.00001	-0.00099	-0.00098	-0.00099	9.28787	0.03305	1.12779	-0.01068	0.58271	-0.00652	-0.01338
0808229-13L 5X	0.16999	-0.00112	-0.00268	L-0.00607	-0.00098	1.87214	0.00543	0.23535	-0.00602	0.10744	-0.00120	-0.00947
0808229-13MS	1.01508	0.30138	1.71071	1.74500	1.69359	10.07055	0.47552	1.58317	0.00204	0.99025	1.80051	-0.01145
0808229-13MSD	0.98770	0.31491	1.68695	1.71653	1.67217	9.94471	0.47574	1.62299	-0.00701	0.99385	1.77971	-0.01212
0808229-14	0.71566	0.00340	0.00090	0.00142	0.00064	7.02646	0.03371	1.86728	0.05671	0.39550	0.00529	0.04861
0808245-3	H155.17623	0.05457	-0.18893	0.19494	L-0.38059	9.90299	0.13540	0.18802	-0.00329	1.84050	L-0.58901	2.77818
0808245-4	H186.32271	0.05157	-0.16205	0.18384	L-0.33474	10.18978	0.13488	0.19707	0.03659	2.22401	L-0.52953	2.49542
CCV	4.99381	0.52447	1.03153	1.06500	1.01482	4.84546	1.03277	0.48721	0.30704	0.48980	0.54374	5.05382
CCB	0.00067	-0.00073	-0.00488	-0.00373	L-0.00545	0.01004	0.00175	-0.00101	0.02552	-0.00098	-0.00067	-0.01313
0808246-2	0.79436	0.00399	-0.00572	L-0.01197	-0.00260	17.49970	0.04320	2.21266	0.10231	7.08037	0.00063	0.05325
0808246-4	0.63012	0.00334	-0.00185	-0.00087	-0.00233	18.08493	0.04462	2.12891	0.07381	6.10852	0.00321	0.06226
0809029-2	0.55998	0.00173	0.00150	-0.00205	0.00327	21.58498	0.04344	0.69677	0.08981	2.59936	0.00793	0.02973
0809029-4	1.00139	0.00698	0.00071	-0.00166	0.00189	22.26230	0.03893	0.85524	0.06589	2.89260	0.00082	0.05016
ZZZ	0.00580	0.00097	-0.00425	L-0.00712	-0.00282	0.01981	0.01339	-0.00096	0.03099	-0.00053	L-0.01088	-0.01435
IP080918-2LCS	-0.00104	0.46602	1.62930	1.65920	1.61438	1.72574	0.48301	0.46035	0.01640	0.45997	1.88763	-0.01588
IP080918-2LCSD	0.00580	0.46322	1.62376	1.64978	1.61077	1.70777	0.48111	0.45666	0.01296	0.45451	1.87557	-0.01587
0808250-1	H180.81747	0.00844	0.24147	0.23000	0.24719	0.16177	0.17374	0.03796	0.03925	-0.00050	L-0.06377	0.02547
0808250-2	H159.30696	0.00918	0.21319	0.18843	0.22556	0.17983	0.16050	0.03068	0.01295	-0.00134	L-0.06948	0.03392
0808250-3	H172.56507	0.01084	0.27612	0.26193	0.28321	0.19174	0.16826	0.02603	0.01278	-0.00119	L-0.07105	0.03842
CCV	5.11554	0.52746	1.04981	1.06905	1.04020	4.95849	1.03678	0.49213	0.31801	0.49255	0.53688	5.13146

Sample Id1	S	Sb	Se	Se I	Se II	Si	Sn	Sr	Th	Ti	Tl	U
CCB	0.01606	-0.00094	-0.00288	-0.00265	-0.00300	0.00672	0.00234	-0.00095	0.03687	-0.00064	-0.00044	-0.01162
0808250-4	H164.16435	0.01149	0.24273	0.22979	0.24918	0.17882	0.16687	0.04447	0.01730	-0.00128	L-0.06508	0.04753
0808250-5	H165.75126	0.00928	0.24442	0.23076	0.25123	0.19549	0.17520	0.07896	0.01760	-0.00143	L-0.07457	0.04037
0808250-6	H168.78230	0.00911	0.23571	0.21946	0.24381	0.16385	0.16848	0.10088	0.02055	-0.00083	L-0.07189	0.03033
0808250-7	H170.45374	0.00957	0.22997	0.21668	0.23660	0.32511	0.16650	0.05657	0.02077	-0.00013	L-0.06605	0.03214
IP080919-3MB	0.15631	-0.00058	0.00008	L-0.00616	0.00319	0.00913	0.00724	-0.00103	0.03453	-0.00047	-0.00361	-0.02768
IP080919-3LCS	0.02119	0.49757	1.78569	1.83644	1.76036	1.83114	0.49826	0.47329	0.01871	0.46496	1.99323	-0.00922
0809034-1	0.61815	0.00452	-0.00082	L-0.00850	0.00302	15.39808	0.04995	0.28919	0.05304	9.96065	0.00435	0.08891
0809034-1D	0.66605	0.00502	-0.00287	L-0.01714	0.00426	15.87942	0.04590	0.29700	0.05323	H10.73368	0.00381	0.07098
0809034-1L 5X	0.13407	-0.00005	0.00011	0.00172	-0.00070	3.32482	0.00961	0.05882	0.04665	2.11242	-0.00303	0.00137
0809034-1MS	0.64552	0.31931	1.81243	1.86687	1.78525	16.81158	0.54829	0.79662	0.05951	H12.51452	1.99944	0.11099
CCV	5.08468	0.53610	1.04634	1.08305	1.02800	4.99395	1.04662	0.49134	0.30573	0.48793	0.54284	5.13444
CCB	0.01093	-0.00238	-0.00115	-0.00336	-0.00005	0.00716	-0.00110	-0.00103	0.04188	-0.00049	-0.00720	-0.01949
0809034-1MSD	0.61131	0.33843	1.74129	1.79714	1.71341	16.11879	0.53195	0.78596	0.05215	H11.74815	1.94609	0.09464
0809040-2	6.86342	0.00430	-0.00020	L-0.00744	0.00341	16.56271	0.03515	0.23142	0.05972	1.98891	0.00340	0.07545
0809040-3	2.87073	0.00977	-0.01115	-0.00145	L-0.01600	16.53217	0.04268	0.36195	0.04625	1.48939	L-0.02674	0.39087
0809040-5	4.15905	0.00385	-0.00536	-0.00360	L-0.00624	13.69865	0.03726	0.07281	0.06414	2.18515	-0.00786	0.04404
0809040-6	4.11792	0.00035	0.00071	-0.00468	0.00340	12.00968	0.03508	0.06538	0.05737	2.11219	-0.00434	0.04859
0809040-7	3.21500	0.00363	-0.00017	-0.00126	0.00038	16.92107	0.03623	0.05424	0.05644	2.12529	0.00647	0.06845
0809048-1	0.32735	0.00227	0.00065	L-0.00581	0.00387	10.66493	0.03632	0.07980	0.07598	2.42476	0.00256	0.05141
0809054-5	6.58201	-0.00073	-0.00334	L-0.00799	-0.00101	13.16627	0.03701	0.12313	0.05813	2.77749	-0.00821	0.01388
0809054-6	5.40360	0.00415	0.00084	L-0.00838	0.00545	16.39357	0.03650	0.35541	0.04053	1.95747	-0.00052	0.08738
0809090-1	7.59630	0.00116	-0.00426	L-0.01197	-0.00042	11.77775	0.03089	0.48376	0.08089	2.19164	-0.00475	0.03203
CCV	4.93380	0.52165	1.02320	1.05976	1.00495	4.86185	1.02521	0.48615	0.28726	0.47754	0.53022	5.10644
CCB	0.00409	-0.00057	-0.00484	-0.00075	L-0.00689	0.01088	0.00139	-0.00092	0.05259	-0.00011	-0.00015	-0.00434
0809090-2	1.15710	0.00381	-0.00369	L-0.00981	-0.00064	16.37289	0.03881	0.27781	0.04358	1.54734	0.00763	0.10825
0809090-8	7.28217	0.00229	-0.00155	L-0.00668	0.00101	16.52970	0.03768	0.10633	0.05897	2.26948	0.00262	0.05472
0809090-9	10.46686	0.00638	-0.00350	L-0.00638	-0.00206	16.60695	0.03450	0.18565	0.04349	1.54149	-0.00612	0.10879
0809020-21A	0.63012	0.00247	-0.00051	L-0.00974	0.00410	20.58865	0.03125	0.22837	0.04491	1.50398	-0.00591	0.00608
0809053-3	4.39727	0.12953	-0.00645	L-0.01303	-0.00316	1.27621	0.07154	0.20327	0.08688	0.13639	0.01375	0.13535
0809086-3	7.53450	0.03798	-0.00124	L-0.00719	0.00173	1.17813	0.09449	0.16189	0.09332	0.16261	0.02295	0.13128
IP080918-2MB	0.00067	0.00211	-0.00173	L-0.00588	0.00035	0.01790	0.01515	-0.00101	0.03425	-0.00096	-0.00897	-0.00950
CRI	0.20933	0.13146	0.00563	0.00606	0.00542	0.11703	0.10796	0.02357	0.09858	0.01964	0.01822	0.19884
ICSA	0.01948	0.00192	0.00112	-0.00199	0.00268	0.01202	0.00234	0.00046	0.01502	-0.00088	-0.00214	0.05819
ICSAB	1.03903	0.63399	0.05092	0.04842	0.05217	0.96708	1.02746	0.97795	0.51041	0.92621	0.10451	10.35252
CCV	4.92009	0.52195	1.01658	1.06375	0.99304	4.81231	1.00065	0.48639	0.27727	0.47083	0.52762	5.14929
CCB	0.00067	-0.00218	0.00247	0.00248	0.00247	0.00739	-0.00059	-0.00096	0.03756	-0.00088	-0.00454	-0.01040
CCV	4.88409	0.51744	1.01160	1.06570	0.98459	4.83901	1.01268	0.48581	0.27433	0.46952	0.53151	5.13017
CCB	-0.00446	-0.00089	0.00025	-0.00072	0.00074	0.00482	-0.00051	-0.00096	0.03335	-0.00102	-0.00044	-0.01859
0808229-4A	1.83313	0.82167	2.92228	3.09457	2.83627	22.17883	0.82698	2.17266	0.08554	2.73240	3.12080	0.02798
0808229-13 10X	0.10329	-0.00224	-0.00104	L-0.00560	0.00124	1.27483	0.00549	0.11997	0.02615	0.05688	0.00276	-0.01451
0808229-13D 10X	0.10329	0.00375	-0.00310	0.00254	L-0.00592	1.29919	0.00431	0.12798	0.02747	0.06724	-0.00110	0.00827
0808229-13L 50X	0.01606	-0.00042	-0.00398	L-0.00526	-0.00335	0.27074	0.00020	0.02344	0.03339	0.01069	-0.00411	-0.01644
0808229-13MS 10X	0.09474	0.03203	0.18867	0.19297	0.18652	1.31230	0.05270	0.17648	0.02748	0.10819	0.20096	-0.01315
0808229-13MSD 10X	0.11013	0.03202	0.18535	0.19229	0.18189	1.26902	0.05131	0.17832	0.01795	0.10759	0.20013	-0.01165
0808229-13A	0.73961	0.70836	2.61458	2.72145	2.56122	10.79341	0.70356	1.64472	0.02513	1.01902	2.75756	-0.14506
0808245-3 10X	18.44873	0.00463	0.00627	-0.00240	0.01059	1.28794	0.01360	0.01969	0.05157	0.19782	0.01570	0.09594
0808245-4 10X	20.72118	0.00398	0.00789	0.00273	0.01047	1.26688	0.01225	0.01975	0.04513	0.22741	0.01135	0.07462
0808250-7L 5X	43.54416	0.00000	0.04548	0.04591	0.04526	0.09164	0.03088	0.01111	0.04608	-0.00069	L-0.01948	-0.00652
CCV	4.85323	0.51202	1.01266	1.04125	0.99839	4.84653	1.01137	0.48461	0.26499	0.46655	0.53258	5.11203
CCB	0.00409	-0.00073	-0.00137	L-0.00588	0.00088	0.00622	0.00307	-0.00092	0.04101	-0.00077	-0.00561	-0.00525
0808250-7A	H163.20165	0.33252	1.51184	1.60189	1.46688	1.48123	0.49254	0.38405	0.01567	0.30259	1.27894	0.01840
0809034-1 2X	0.44195	0.00201	0.00288	L-0.00821	0.00842	8.62819	0.02432	0.15296	0.06608	5.31863	-0.00112	0.00957
0809034-1D 2X	0.36327	0.00469	-0.00300	-0.00178	-0.00361	8.45309	0.02385	0.15083	0.04250	5.47756	0.00008	0.02136
0809034-1L 10X	0.06908	-0.00026	-0.00262	L-0.01094	0.00154	1.77044	0.00270	0.02990	0.04953	1.07553	-0.00582	-0.01505
0809034-1MS 2X	0.32393	0.16369	0.93111	0.97608	0.90866	9.04150	0.27503	0.40850	0.04441	6.38329	1.02288	0.04082

Sample Id1	S	Sb	Se	Se I	Se II	Si	Sn	Sr	Th	Ti	Tl	U
0809034-1MSD 2X	0.33761	0.18049	0.93645	0.98174	0.91384	9.13252	0.28519	0.41164	0.05186	6.20025	1.05101	0.03228
0809034-1A	0.59078	1.01830	3.60764	3.80381	3.50970	19.69684	1.06624	1.21813	0.05476	9.99234	4.06077	0.07616
0809053-3 10X	0.45051	0.01064	-0.00602	L-0.00630	L-0.00587	0.15225	0.00898	0.02031	0.04517	0.01456	0.00223	0.00345
0809086-3 10X	0.76357	-0.00161	-0.00249	L-0.00967	0.00109	0.13494	0.00986	0.01587	0.04406	0.01567	-0.00247	0.01075
0809053-3 2X	2.28166	0.05361	-0.00066	L-0.01043	0.00422	0.68922	0.03680	0.10446	0.06696	0.06959	0.00781	0.05122
CCV	4.90809	0.53107	1.02544	1.08119	0.99761	4.92979	1.04176	0.49147	0.27614	0.47274	0.54381	5.20278
CCB	-0.00617	-0.00006	0.00021	-0.00366	0.00214	0.01029	0.00358	-0.00101	0.04369	-0.00085	0.00138	-0.01707
0809086-3 2X	3.76664	-0.00067	0.00141	L-0.00838	0.00630	0.61194	0.04900	0.08267	0.05769	0.08028	0.00258	0.05032
F080919-1MB	0.00067	-0.00317	-0.00085	-0.00244	-0.00005	0.01485	0.00300	-0.00111	0.05092	-0.00059	0.00380	-0.03041
0809141-1	18.69381	0.01732	0.02376	0.01589	0.02769	7.47848	0.02019	0.60091	0.03683	-0.00059	-0.00809	-0.02010
0809141-1L 5X	3.54562	0.00024	0.00199	-0.00424	0.00510	1.45374	0.00219	0.11768	0.04497	-0.00066	-0.00221	-0.03313
0809141-1MS	16.83054	0.61073	2.56744	2.61448	2.54395	9.17882	0.56371	1.10986	0.04275	0.51088	2.37087	-0.06837
0809141-1MSD	17.12372	0.62088	2.54063	2.61019	2.50590	9.32074	0.58752	1.10724	0.04682	0.50999	2.37956	-0.02716
0808245-3 25X	8.06156	0.00154	-0.00044	L-0.01323	0.00594	0.57620	0.01036	0.00822	0.04749	0.08625	0.00210	0.02580
0808245-4 25X	9.78277	0.00269	0.00322	-0.00367	0.00666	0.60779	0.00880	0.00886	0.08195	0.10781	0.00300	0.02054
0809099-1 10X	H190.72675	0.00127	0.00619	0.00543	0.00657	1.10158	0.00783	0.86812	0.02367	-0.00104	-0.00384	0.30170
0809099-1L 50X	39.53893	-0.00246	-0.00225	-0.00215	-0.00230	0.23538	0.00329	0.17493	0.04150	-0.00078	0.00007	0.05748
CCV	5.00238	0.53339	1.03714	1.08943	1.01103	4.97428	1.05167	0.49399	0.26284	0.47118	0.54578	5.27613
CCB	-0.00104	-0.00150	-0.00056	-0.00224	0.00027	0.01084	0.00139	-0.00100	0.04379	-0.00073	-0.00002	-0.01313
0809099-1MS 10X	H177.47409	0.52189	2.02828	2.13113	1.97693	2.96886	0.52421	1.28487	0.03040	0.45094	2.15243	0.27684
0809099-1MSD 10X	H184.47445	0.54448	2.09272	2.22047	2.02895	3.10763	0.56157	1.31097	0.04680	0.47197	2.23682	0.28619
0809099-2 5X	H224.96850	0.00545	0.00821	0.01446	0.00509	1.96901	0.01237	1.46732	0.02009	-0.00111	-0.00126	0.24711
0809099-3 5X	H302.60055	-0.00138	0.01581	0.01191	0.01775	2.59419	0.01595	1.67142	0.02936	-0.00089	-0.00581	0.32534
0809099-4 5X	H154.65078	0.00011	0.00272	-0.00055	0.00435	1.55633	0.01075	1.02291	0.01272	-0.00121	-0.00154	0.09504
0809099-5 10X	H280.72699	-0.00228	0.00469	-0.00004	0.00705	0.96787	0.00863	1.19046	0.02060	-0.00092	-0.00537	0.25504
0809099-6 10X	H286.22443	0.00118	0.00349	0.00191	0.00428	0.88127	0.00578	1.24393	0.02634	-0.00094	-0.00173	0.24746
0809099-7 10X	H283.18849	0.00123	0.00149	0.00612	-0.00082	1.15054	0.00995	1.10872	0.01931	-0.00110	-0.00468	0.18384
0809099-8 50X	H90.04903	-0.00162	-0.00565	-0.00076	L-0.00809	0.21785	0.00541	0.27423	0.02780	-0.00083	-0.00509	0.04960
0809099-9 10X	H225.62411	0.00316	0.00005	0.01239	L-0.00611	0.91094	0.01258	1.29048	0.01278	-0.00110	0.00542	0.20293
CCV	4.92523	0.52492	1.02116	1.06708	0.99824	4.85695	1.04132	0.48875	0.26543	0.46940	0.53037	5.17376
CCB	-0.00104	0.00056	-0.00250	-0.00372	-0.00189	0.00559	0.00366	-0.00097	0.04112	-0.00083	-0.00085	-0.00161
0809099-10 10X	H208.36398	-0.00177	-0.00310	L-0.01373	0.00221	1.01684	0.00761	1.21297	0.03743	-0.00087	-0.00381	0.18263
0809099-11 5X	H178.67650	0.00068	0.00528	0.00217	0.00683	1.65713	0.01258	0.76978	0.04376	-0.00060	L-0.01013	0.26898
0809099-12 5X	H244.90401	0.00842	0.00505	0.02075	-0.00279	1.99177	0.01624	1.58685	-0.00537	-0.00201	0.00106	0.31746
0809099-13 5X	H140.14475	-0.00410	0.00239	-0.00462	0.00589	1.11403	0.00658	0.45002	0.04738	-0.00064	-0.00466	0.11354
0809099-14 10X	H202.44619	0.00381	0.00328	0.00334	0.00324	0.89069	0.00973	1.21841	0.00612	-0.00149	-0.00313	0.21202
0809099-15 10X	H260.25972	-0.00104	0.00484	0.00942	0.00256	1.33538	0.01383	1.18815	0.02416	-0.00105	-0.00032	0.22383
0809099-16 10X	H343.81897	0.00004	0.00439	0.00672	0.00323	1.11526	0.01705	1.42596	0.00854	-0.00134	-0.00442	0.24777
0809099-17 10X	H308.44555	0.00158	0.00699	0.00841	0.00628	1.04453	0.01573	1.28771	0.01230	-0.00109	-0.00604	0.28958
0809099-18 100X	33.32558	0.00032	-0.00573	L-0.00729	-0.00495	0.09193	-0.00205	0.41958	0.05866	-0.00004	-0.00246	0.00687
0809099-19 10X	H291.24060	-0.00137	-0.00077	-0.00172	-0.00029	1.43860	0.00922	1.39039	0.00737	-0.00138	-0.00228	0.23777
CCV	4.90123	0.53128	1.02003	1.08748	0.98635	4.93830	1.05575	0.49093	0.25310	0.46805	0.53947	5.21803
CCB	-0.00104	-0.00042	-0.00197	0.00002	-0.00297	0.00279	0.00168	-0.00101	0.04775	-0.00079	-0.00328	-0.01525
0809099-20 10X	H209.83959	-0.00252	0.00326	0.00502	0.00238	1.15234	0.00739	1.09671	0.03294	-0.00108	-0.00380	0.22414
0809099-21 10X	H178.01770	0.00050	0.00569	0.01203	0.00252	1.17691	0.00776	0.89831	0.03732	-0.00108	-0.00184	0.20656
0809099-21L 50X	37.38505	0.00005	-0.00193	-0.00121	-0.00229	0.25182	0.00248	0.18271	0.04881	-0.00081	-0.00060	0.02324
0809099-21MS 10X	H183.46621	0.18018	0.67559	0.75467	0.63611	1.88606	0.19165	1.06958	0.03477	0.13356	0.79524	0.21181
0809099-21MSD 10X	H184.98617	0.56749	1.90561	2.29221	1.71261	3.29717	0.59683	1.40237	0.04215	0.47354	2.32145	0.21223
0809099-22 100X	38.88696	0.00031	-0.00367	-0.00196	-0.00452	0.10337	0.00519	0.22759	0.05943	-0.00029	0.00057	0.02293
0809099-23 50X	H61.98253	-0.00481	-0.00413	L-0.02247	0.00502	0.16905	-0.00652	0.66787	0.05505	-0.00064	-0.00531	-0.01161
0809099-24 25X	H79.06559	0.00216	-0.00119	-0.00429	0.00036	0.28812	0.00417	0.64951	0.05770	-0.00055	-0.00126	0.07718
0809099-25 25X	H114.97665	0.00128	-0.00070	0.00138	-0.00173	0.33471	0.00475	0.68568	0.04687	-0.00078	-0.00189	0.09718
0809099-26 10X	17.48421	0.00085	-0.00074	L-0.00780	0.00279	0.08844	0.00248	0.12621	0.05734	-0.00075	-0.00467	0.00809
CCV	4.89952	0.52902	1.02056	1.08758	0.98710	4.89085	1.04228	0.49275	0.25175	0.46427	0.54781	5.28860
CCB	0.00067	-0.00176	-0.00012	-0.00142	0.00052	0.00401	0.00102	-0.00100	0.04486	-0.00090	-0.00207	-0.01222
0809099-27 500X	3.73408	-0.00233	-0.00044	-0.00143	0.00005	0.01998	0.00153	0.03310	0.05089	-0.00073	-0.00524	-0.00525

Sample Id1	S	Sb	Se	Se I	Se II	Si	Sn	Sr	Th	Ti	Tl	U
0809099-28 10X	H248.21069	-0.00112	0.00061	-0.00323	0.00253	1.04380	0.00783	1.05638	0.04926	-0.00072	-0.00685	0.16596
0809099-29 25X	H125.02808	0.00056	-0.00122	-0.00273	-0.00047	0.40169	0.00300	0.54713	0.04199	-0.00096	0.00048	0.08899
CRI	0.21788	0.13434	0.00428	0.00756	0.00264	0.11641	0.10241	0.02361	0.11114	0.01893	0.01762	0.20976
ICSA	0.01264	0.00688	0.00010	0.00116	-0.00043	0.00577	0.00571	0.00049	0.01703	-0.00112	-0.00746	0.04761
ICSAB	1.00310	0.63200	0.04686	0.06017	0.04022	0.94766	1.03152	0.96774	0.40190	0.88149	0.09943	10.37800
CCV	4.87037	0.53032	1.00436	1.07423	0.96948	4.88781	1.05357	0.48910	0.24258	0.46223	0.54912	5.24447
CCB	0.00238	-0.00228	-0.00289	-0.00102	-0.00383	0.00309	0.00132	-0.00098	0.04608	-0.00090	-0.00739	-0.01343

Sample Id1	V	Zn	Zr
MIXBHIGH	H5.05951	H10.08189	L-0.05108
MIXAHIGH	-0.00870	0.01960	0.01021
MIXCHIGH	-0.00954	0.00020	4.88911
ICV	0.25749	0.49956	0.49720
ICB	-0.00050	-0.00055	-0.00046
CRI	0.10027	0.03836	0.04896
ICSA	-0.00467	0.00803	-0.00160
ICSAB	0.48490	0.91506	0.46076
CCV	0.49559	0.95538	0.96639
CCB	-0.00097	-0.00119	-0.00157
IP080919-1MB	-0.00089	0.00888	-0.00124
IP080919-1LCS	0.05078	0.02561	-0.00086
IP080919-1LCSD	0.05028	0.02421	-0.00121
0809142-1	0.00118	0.58598	0.00084
0809142-2	-0.00031	0.03858	0.00008
0809142-3	-0.00023	0.03225	-0.00040
CRI	0.10523	0.04233	0.04979
ICSA	-0.00254	0.00449	0.00297
ICSAB	0.47717	0.89511	0.45544
CCV	0.48929	0.93104	0.95415
CCB	-0.00072	-0.00130	-0.00109
IP080918-1MB	-0.00048	-0.00012	-0.00085
IP080918-1LCS	0.49553	0.47673	-0.00406
IP080918-1LCSD	0.49518	0.47351	-0.00327
0808229-2	0.11997	0.38656	0.06803
0808229-3	0.10984	5.58659	0.06323
0808229-4	0.11600	7.36748	0.06177
0808229-4D	0.12133	H10.61539	0.06397
0808229-4L 5X	0.02434	1.65518	0.01283
0808229-4MS	0.55956	6.55630	0.06761
0808229-4MSD	0.56919	6.76436	0.06790
CCV	0.48447	0.90530	0.95003
CCB	-0.00080	-0.00111	-0.00163
0808229-6	0.10833	8.81812	0.05809
0808229-12	0.05107	0.07395	0.02661
0808229-13	0.04877	0.06823	0.02230
0808229-13D	0.05359	0.07777	0.02557
0808229-13L 5X	0.01029	0.01449	0.00512
0808229-13MS	0.47728	0.47442	0.02533
0808229-13MSD	0.47207	0.45916	0.02825
0808229-14	0.05877	0.20119	0.02774
0808245-3	L-0.42447	0.40305	0.08305
0808245-4	L-0.38018	0.47778	0.08169
CCV	0.50092	1.00883	0.97686
CCB	-0.00034	-0.00066	-0.00142
0808246-2	0.44866	0.35054	0.24160
0808246-4	0.39314	0.29870	0.20106
0809029-2	0.14412	0.38061	0.13913
0809029-4	0.14171	0.36624	0.15548
ZZZ	-0.00032	0.00136	-0.00145
IP080918-2LCS	0.48056	0.46376	-0.00295
IP080918-2LCSD	0.47452	0.45366	-0.00327
0808250-1	-0.00038	1.04598	-0.00140
0808250-2	-0.00040	1.05047	0.00038
0808250-3	-0.00019	1.06158	0.00022
CCV	0.50435	1.00411	0.98307

Sample Id1	V	Zn	Zr
CCB	-0.00042	-0.00021	-0.00221
0808250-4	-0.00003	0.88672	0.00082
0808250-5	-0.00018	1.09918	-0.00001
0808250-6	-0.00015	1.06169	-0.00055
0808250-7	-0.00029	1.02533	-0.00059
IP080919-3MB	-0.00078	0.00114	-0.00246
IP080919-3LCS	0.48768	0.46858	-0.00386
0809034-1	0.37375	0.39979	0.06987
0809034-1D	0.41858	0.43503	0.07341
0809034-1L 5X	0.07693	0.08529	0.01183
0809034-1MS	0.92692	0.92780	0.08677
CCV	0.50731	1.01523	0.98398
CCB	-0.00119	-0.00111	-0.00293
0809034-1MSD	0.90911	0.90187	0.07730
0809040-2	0.15991	0.16181	0.03655
0809040-3	0.16820	0.25987	0.06899
0809040-5	0.18667	0.18806	0.02165
0809040-6	0.22218	0.24439	0.04502
0809040-7	0.38520	0.31811	0.11643
0809048-1	0.12393	0.14924	0.08400
0809054-5	0.15347	0.19805	0.01269
0809054-6	0.24525	0.32473	0.05434
0809090-1	0.19342	0.16641	0.02192
CCV	0.49651	0.97123	0.96952
CCB	-0.00029	0.00024	-0.00293
0809090-2	0.37306	0.34089	0.10603
0809090-8	0.22212	0.21275	0.06378
0809090-9	0.18040	0.20714	0.05062
0809020-21A	0.13351	0.17751	0.04081
0809053-3	0.27516	4.72490	0.00615
0809086-3	0.29761	4.43261	0.00333
IP080918-2MB	-0.00064	0.00103	-0.00205
CRI	0.10724	0.04344	0.05095
ICSA	-0.00330	0.00518	0.00130
ICSAB	0.48954	0.93307	0.47453
CCV	0.49010	0.93588	0.96598
CCB	-0.00054	-0.00133	-0.00232
CCV	0.49338	0.94777	0.97063
CCB	-0.00054	-0.00055	-0.00225
0808229-4A	0.86032	7.91858	0.05643
0808229-13 10X	0.00504	0.01112	0.00035
0808229-13D 10X	0.00670	0.00899	0.00138
0808229-13L 50X	0.00046	0.00103	-0.00187
0808229-13MS 10X	0.05471	0.05510	0.00085
0808229-13MSD 10X	0.05331	0.05342	0.00193
0808229-13A	0.67495	0.62602	0.01102
0808245-3 10X	0.00930	0.04736	0.00541
0808245-4 10X	0.00811	0.05062	0.00529
0808250-7L 5X	-0.00064	0.21701	-0.00297
CCV	0.49334	0.95675	0.97033
CCB	-0.00026	-0.00043	-0.00230
0808250-7A	0.33079	1.25026	-0.00224
0809034-1 2X	0.20241	0.22284	0.03495
0809034-1D 2X	0.21725	0.22733	0.03724
0809034-1L 10X	0.03937	0.04456	0.00453
0809034-1MS 2X	0.47043	0.45770	0.04343

Sample Id1	V	Zn	Zr
0809034-1MSD 2X	0.48435	0.48227	0.03931
0809034-1A	1.31902	1.30133	0.05988
0809053-3 10X	0.02760	0.50617	-0.00158
0809086-3 10X	0.02942	0.45994	-0.00182
0809053-3 2X	0.14138	2.52778	0.00125
CCV	0.50171	0.96865	0.98439
CCB	-0.00053	-0.00032	-0.00288
0809086-3 2X	0.14849	2.21561	0.00115
F080919-1MB	-0.00137	0.00540	-0.00415
0809141-1	0.01759	0.00922	-0.00660
0809141-1L 5X	0.00284	0.00125	-0.00402
0809141-1MS	0.56003	0.51380	-0.01094
0809141-1MSD	0.56299	0.53019	-0.01015
0808245-3 25X	0.00070	0.01943	0.00051
0808245-4 25X	0.00300	0.02571	-0.00140
0809099-1 10X	-0.00081	0.00103	-0.00245
0809099-1L 50X	-0.00077	-0.00021	-0.00299
CCV	0.50509	0.97808	0.99155
CCB	-0.00043	-0.00122	-0.00297
0809099-1MS 10X	0.49268	0.47868	-0.00540
0809099-1MSD 10X	0.52110	0.53109	-0.00654
0809099-2 5X	0.00161	0.00484	-0.00111
0809099-3 5X	0.02812	0.00237	-0.00322
0809099-4 5X	-0.00032	0.00226	-0.00156
0809099-5 10X	-0.00062	0.00125	-0.00170
0809099-6 10X	-0.00081	0.00114	-0.00218
0809099-7 10X	0.00004	0.00103	-0.00149
0809099-8 50X	0.00036	-0.00088	-0.00193
0809099-9 10X	0.00083	0.00136	-0.00073
CCV	0.50236	0.98178	0.98534
CCB	-0.00051	-0.00066	-0.00243
0809099-10 10X	-0.00042	0.00069	-0.00338
0809099-11 5X	-0.00037	0.00181	-0.00366
0809099-12 5X	0.00198	0.00349	0.00086
0809099-13 5X	-0.00145	0.00248	-0.00444
0809099-14 10X	0.00050	-0.00055	-0.00006
0809099-15 10X	0.00504	0.01875	-0.00199
0809099-16 10X	0.00119	0.00327	-0.00079
0809099-17 10X	0.00044	0.00114	-0.00042
0809099-18 100X	-0.00031	0.00159	-0.00368
0809099-19 10X	-0.00031	0.00103	-0.00181
CCV	0.50832	0.99749	0.99500
CCB	-0.00083	-0.00055	-0.00311
0809099-20 10X	0.00219	0.00204	-0.00271
0809099-21 10X	0.00015	0.00024	-0.00299
0809099-21L 50X	-0.00088	-0.00055	-0.00362
0809099-21MS 10X	0.16825	0.16708	-0.00333
0809099-21MSD 10X	0.54195	0.56149	-0.00584
0809099-22 100X	-0.00025	0.00181	-0.00370
0809099-23 50X	-0.00255	-0.00032	-0.00464
0809099-24 25X	0.00042	0.00159	-0.00347
0809099-25 25X	-0.00075	0.00260	-0.00342
0809099-26 10X	-0.00058	0.00013	-0.00383
CCV	0.50362	0.96113	0.99247
CCB	-0.00026	-0.00077	-0.00297
0809099-27 500X	-0.00050	0.00047	-0.00332

Sample Id1	V	Zn	Zr
0809099-28 10X	-0.00097	0.00159	-0.00381
0809099-29 25X	-0.00009	0.00013	-0.00298
CRI	0.10806	0.04355	0.05042
ICSA	-0.00213	0.00540	0.00146
ICSAB	0.48652	0.90872	0.47872
CCV	0.50500	0.97516	0.99021
CCB	-0.00080	-0.00167	-0.00297

Method : Paragon File : 080922A Printed : 9/22/2008 17:44:31
SampleId1 : BLANK **SampleId2 :** **[STD]**
Analysis commenced : 9/22/2008 09:50:29
Dilution ratio : 1.00000 to 1.00000 Tray : Position : TUBE1

Raw intensities

	Ag	**Al**	**As**	**B**	**Ba**	**Be**	**Bi**	**Ca**	**Cd**
	Reading	Reading	Reading	Reading	Reading	Reading	Reading	Reading	Reading
#1	0.775	1.588	2.087	1.142	0.309	0.424	1.796	0.493	1.437
#2	0.765	1.591	2.087	1.121	0.304	0.426	1.768	0.485	1.433
Mean	**0.770**	**1.590**	**2.087**	**1.132**	**0.307**	**0.425**	**1.782**	**0.489**	**1.435**
%RSD	0.918	0.133	0.000	1.312	1.154	0.333	1.111	1.157	0.197

	Co	**Cr**	**Cu**	**Fe**	**K**	**Li**	**Mg**	**Mn**	**Mo**
	Reading	Reading	Reading	Reading	Reading	Reading	Reading	Reading	Reading
#1	1.124	1.885	0.626	0.456	8.550	1.468	1.116	0.121	1.200
#2	1.122	1.871	0.627	0.447	8.426	1.445	1.094	0.119	1.188
Mean	**1.123**	**1.878**	**0.627**	**0.452**	**8.488**	**1.457**	**1.105**	**0.120**	**1.194**
%RSD	0.126	0.527	0.113	1.410	1.033	1.117	1.408	1.179	0.711

	Na	**Ni**	**P**	**Pb I**	**Pb II**	**S**	**Sb**	**Se I**	**Se II**
	Reading	Reading	Reading	Reading	Reading	Reading	Reading	Reading	Reading
#1	1.719	2.798	0.693	18.374	8.357	0.086	2.454	7.981	5.245
#2	1.693	2.773	0.705	18.378	8.344	0.088	2.464	8.059	5.355
Mean	**1.706**	**2.786**	**0.699**	**18.376**	**8.351**	**0.087**	**2.459**	**8.020**	**5.300**
%RSD	1.078	0.635	1.214	0.015	0.110	1.626	0.288	0.688	1.468

	Si	**Sn**	**Sr**	**Th**	**Ti**	**Tl**	**U**	**V**	**Zn**
	Reading	Reading	Reading	Reading	Reading	Reading	Reading	Reading	Reading
#1	3.085	2.352	0.411	6.372	1.996	2.912	1.541	1.476	0.249
#2	3.083	2.350	0.407	6.381	1.970	2.911	1.520	1.456	0.244
Mean	**3.084**	**2.351**	**0.409**	**6.377**	**1.983**	**2.912**	**1.531**	**1.466**	**0.247**
%RSD	0.046	0.060	0.692	0.100	0.927	0.024	0.970	0.965	1.434

	Zr	**Pb**	**Se**
	Reading	Reading	Reading
#1	2.448		
#2	2.429		
Mean	**2.439**	**0.000**	**0.000**
%RSD	0.551	0.000	0.000

Method : Paragon File : 080922A Printed : 9/22/2008 17:44:31
SampleId1 : RL **SampleId2 :** **[STD]**
Analysis commenced : 9/22/2008 09:52:32
Dilution ratio : 1.00000 to 1.00000 Tray : Position : TUBE2

Raw intensities

	Ag	Al	As	B	Ba	Be	Bi	Ca	Cd
	Reading	Reading	Reading	Reading	Reading	Reading	Reading	Reading	Reading
#1	0.808	1.895	2.132	2.441	0.412	0.492	1.817	1.398	1.541
#2	0.805	1.907	2.130	2.444	0.412	0.497	1.845	1.398	1.533
Mean	**0.807**	**1.901**	**2.131**	**2.443**	**0.412**	**0.495**	**1.831**	**1.398**	**1.537**
%RSD	0.263	0.446	0.066	0.087	0.000	0.715	1.081	0.000	0.368

	Co	Cr	Cu	Fe	K	Li	Mg	Mn	Mo
	Reading	Reading	Reading	Reading	Reading	Reading	Reading	Reading	Reading
#1	1.170	1.984	0.652	1.092	10.666	4.251	1.781	0.157	1.440
#2	1.161	1.974	0.652	1.087	10.576	4.301	1.787	0.157	1.448
Mean	**1.166**	**1.979**	**0.652**	**1.090**	**10.621**	**4.276**	**1.784**	**0.157**	**1.444**
%RSD	0.546	0.357	0.000	0.325	0.599	0.827	0.238	0.000	0.392

	Na	Ni	P	Pb I	Pb II	S	Sb	Se I	Se II
	Reading	Reading	Reading	Reading	Reading	Reading	Reading	Reading	Reading
#1	11.912	3.093	0.885	18.622	8.607	0.104	2.578	8.143	5.452
#2	12.186	3.113	0.862	18.525	8.510	0.103	2.569	8.187	5.410
Mean	**12.049**	**3.103**	**0.874**	**18.574**	**8.558**	**0.104**	**2.574**	**8.165**	**5.431**
%RSD	1.608	0.456	1.862	0.369	0.801	0.683	0.247	0.381	0.547

	Si	Sn	Sr	Th	Ti	Tl	U	V	Zn
	Reading	Reading	Reading	Reading	Reading	Reading	Reading	Reading	Reading
#1	3.394	2.456	1.888	6.623	3.349	3.008	1.736	1.547	0.274
#2	3.423	2.454	1.896	6.588	3.324	3.004	1.716	1.530	0.274
Mean	**3.409**	**2.455**	**1.892**	**6.606**	**3.337**	**3.006**	**1.726**	**1.539**	**0.274**
%RSD	0.602	0.058	0.299	0.375	0.530	0.094	0.819	0.781	0.000

	Zr	Pb	Se
	Reading	Reading	Reading
#1	2.940		
#2	2.900		
Mean	**2.920**	**0.000**	**0.000**
%RSD	0.969	0.000	0.000

Method : Paragon File : 080922A Printed : 9/22/2008 17:44:32
SampleId1 : B3 **SampleId2 :** **[STD]**
Analysis commenced : 9/22/2008 09:54:34
Dilution ratio : 1.00000 to 1.00000 Tray : Position : TUBE3

Raw intensities

	Ag	Al	As	B	Ba	Be	Bi	Ca	Cd
	Reading	Reading	Reading	Reading	Reading	Reading	Reading	Reading	Reading
#1	1.129	1.644	2.637	3.676	5.004	1.038	1.893	0.506	6.055
#2	1.121	1.641	2.624	3.679	4.998	1.036	1.842	0.506	6.085
Mean	**1.125**	**1.643**	**2.631**	**3.678**	**5.001**	**1.037**	**1.868**	**0.506**	**6.070**
%RSD	0.503	0.129	0.349	0.058	0.085	0.136	1.931	0.000	0.349

Co	Cr	Cu	Fe	K	Li	Mg	Mn	Mo

	Reading	Reading	Reading	Reading	Reading	Reading	Reading	Reading	Reading
#1	2.107	5.802	1.814	0.466	8.853	1.512	1.154	1.783	3.484
#2	2.103	5.784	1.820	0.466	8.784	1.497	1.153	1.781	3.502
Mean	**2.105**	**5.793**	**1.817**	**0.466**	**8.819**	**1.505**	**1.154**	**1.782**	**3.493**
%RSD	0.134	0.220	0.233	0.000	0.553	0.705	0.061	0.079	0.364

	Na	**Ni**	**P**	**Pb I**	**Pb II**	**S**	**Sb**	**Se I**	**Se II**
	Reading	Reading	Reading	Reading	Reading	Reading	Reading	Reading	Reading
#1	1.733	8.808	2.356	23.567	12.593	0.093	2.802	9.251	6.458
#2	1.711	8.767	2.331	23.534	12.513	0.090	2.790	9.219	6.442
Mean	**1.722**	**8.788**	**2.343**	**23.551**	**12.553**	**0.092**	**2.796**	**9.235**	**6.450**
%RSD	0.903	0.330	0.754	0.099	0.451	2.318	0.303	0.245	0.175

	Si	**Sn**	**Sr**	**Th**	**Ti**	**Tl**	**U**	**V**	**Zn**
	Reading	Reading	Reading	Reading	Reading	Reading	Reading	Reading	Reading
#1	7.549	3.260	13.942	7.017	14.743	3.595	1.613	3.226	0.737
#2	7.568	3.264	13.962	7.005	14.744	3.608	1.627	3.210	0.746
Mean	**7.559**	**3.262**	**13.952**	**7.011**	**14.744**	**3.602**	**1.620**	**3.218**	**0.742**
%RSD	0.178	0.087	0.101	0.121	0.005	0.255	0.611	0.352	0.858

	Zr	**Pb**	**Se**
	Reading	Reading	Reading
#1	2.711		
#2	2.699		
Mean	**2.705**	**0.000**	**0.000**
%RSD	0.314	0.000	0.000

Method : Paragon File : 080922A Printed : 9/22/2008 17:44:32
SampleId1 : B2 **SampleId2 :** **[STD]**
Analysis commenced : 9/22/2008 09:56:34
Dilution ratio : 1.00000 to 1.00000 Tray : Position : TUBE4

Raw intensities

	Ag	**Al**	**As**	**B**	**Ba**	**Be**	**Bi**	**Ca**	**Cd**
	Reading	Reading	Reading	Reading	Reading	Reading	Reading	Reading	Reading
#1	3.902	1.733	6.980	26.074	46.154	6.431	1.898	0.541	46.349
#2	3.933	1.743	7.082	26.395	46.828	6.490	1.906	0.539	46.703
Mean	**3.918**	**1.738**	**7.031**	**26.235**	**46.491**	**6.461**	**1.902**	**0.540**	**46.526**
%RSD	0.560	0.407	1.026	0.865	1.025	0.646	0.297	0.262	0.538

	Co	**Cr**	**Cu**	**Fe**	**K**	**Li**	**Mg**	**Mn**	**Mo**
	Reading	Reading	Reading	Reading	Reading	Reading	Reading	Reading	Reading
#1	10.350	39.618	12.236	0.498	8.738	1.484	1.158	16.342	23.212
#2	10.409	39.839	12.386	0.494	8.681	1.471	1.152	16.498	23.468
Mean	**10.380**	**39.729**	**12.311**	**0.496**	**8.709**	**1.478**	**1.155**	**16.420**	**23.340**
%RSD	0.402	0.393	0.862	0.570	0.463	0.622	0.367	0.672	0.776

	Na	**Ni**	**P**	**Pb I**	**Pb II**	**S**	**Sb**	**Se I**	**Se II**
	Reading	Reading	Reading	Reading	Reading	Reading	Reading	Reading	Reading

#1	1.884	60.078	16.687	62.209	46.442	0.091	4.980	16.283	15.122
#2	1.883	60.761	16.827	62.562	46.320	0.093	4.983	16.379	15.010
Mean	**1.884**	**60.420**	**16.757**	**62.386**	**46.381**	**0.092**	**4.982**	**16.331**	**15.066**
%RSD	0.038	0.799	0.591	0.400	0.186	1.537	0.043	0.416	0.526

	Si	**Sn**	**Sr**	**Th**	**Ti**	**Tl**	**U**	**V**	**Zn**
	Reading	Reading	Reading	Reading	Reading	Reading	Reading	Reading	Reading
#1	46.136	10.593	131.957	10.256	126.780	8.927	1.608	18.084	5.002
#2	46.732	10.594	133.817	10.281	128.161	9.021	1.603	18.232	5.020
Mean	**46.434**	**10.593**	**132.887**	**10.269**	**127.471**	**8.974**	**1.606**	**18.158**	**5.011**
%RSD	0.908	0.007	0.990	0.172	0.766	0.741	0.220	0.576	0.254

	Zr	**Pb**	**Se**
	Reading	Reading	Reading
#1	3.731		
#2	3.711		
Mean	**3.721**	**0.000**	**0.000**
%RSD	0.380	0.000	0.000

Method : Paragon File : 080922A Printed : 9/22/2008 17:44:33
SampleId1 : B1 **SampleId2 :** **[STD]**
Analysis commenced : 9/22/2008 09:58:34
Dilution ratio : 1.00000 to 1.00000 Tray : Position : TUBE5

Raw intensities

	Ag	**Al**	**As**	**B**	**Ba**	**Be**	**Bi**	**Ca**	**Cd**
	Reading	Reading	Reading	Reading	Reading	Reading	Reading	Reading	Reading
#1	32.522	2.828	51.937	255.575	450.467	61.676	2.786	0.660	443.232
#2	32.645	2.826	52.230	257.023	453.416	61.901	2.778	0.658	443.450
Mean	**32.584**	**2.827**	**52.084**	**256.299**	**451.942**	**61.789**	**2.782**	**0.659**	**443.341**
%RSD	0.267	0.050	0.398	0.399	0.461	0.257	0.203	0.215	0.035

	Co	**Cr**	**Cu**	**Fe**	**K**	**Li**	**Mg**	**Mn**	**Mo**
	Reading	Reading	Reading	Reading	Reading	Reading	Reading	Reading	Reading
#1	94.999	384.760	120.490	0.846	8.925	1.635	1.346	157.840	223.158
#2	95.222	385.107	121.323	0.844	8.840	1.615	1.346	158.047	223.913
Mean	**95.111**	**384.934**	**120.907**	**0.845**	**8.883**	**1.625**	**1.346**	**157.944**	**223.536**
%RSD	0.166	0.064	0.487	0.167	0.677	0.870	0.000	0.093	0.239

	Na	**Ni**	**P**	**Pb I**	**Pb II**	**S**	**Sb**	**Se I**	**Se II**
	Reading	Reading	Reading	Reading	Reading	Reading	Reading	Reading	Reading
#1	3.031	584.560	150.815	462.301	394.819	0.120	27.462	89.666	103.699
#2	3.032	586.159	151.045	463.021	394.740	0.125	27.659	90.281	103.329
Mean	**3.032**	**585.360**	**150.930**	**462.661**	**394.780**	**0.123**	**27.560**	**89.974**	**103.514**
%RSD	0.023	0.193	0.108	0.110	0.014	2.886	0.505	0.483	0.253

	Si	**Sn**	**Sr**	**Th**	**Ti**	**Tl**	**U**	**V**	**Zn**
	Reading	Reading	Reading	Reading	Reading	Reading	Reading	Reading	Reading
#1	432.952	85.692	1219.826	44.757	1282.829	64.348	1.858	171.474	47.758

#2	435.382	86.072	1224.817	44.928	1287.866	64.702	1.837	171.821	47.728
Mean	**434.167**	**85.882**	**1222.322**	**44.843**	**1285.347**	**64.525**	**1.848**	**171.647**	**47.743**
%RSD	0.396	0.313	0.289	0.270	0.277	0.388	0.804	0.143	0.044

	Zr	**Pb**	**Se**
	Reading	Reading	Reading
#1	14.473		
#2	14.560		
Mean	**14.517**	**0.000**	**0.000**
%RSD	0.424	0.000	0.000

Method : Paragon File : 080922A Printed : 9/22/2008 17:44:33
SampleId1 : A3 **SampleId2 :** **[STD]**
Analysis commenced : 9/22/2008 10:00:34
Dilution ratio : 1.00000 to 1.00000 Tray : Position : TUBE6

Raw intensities

	Ag	**Al**	**As**	**B**	**Ba**	**Be**	**Bi**	**Ca**	**Cd**
	Reading	Reading	Reading	Reading	Reading	Reading	Reading	Reading	Reading
#1	0.753	14.831	2.095	1.503	0.341	0.438	1.747	20.115	1.429
#2	0.753	14.737	2.134	1.476	0.365	0.441	1.737	20.089	1.469
Mean	**0.753**	**14.784**	**2.115**	**1.490**	**0.353**	**0.440**	**1.742**	**20.102**	**1.449**
%RSD	0.000	0.450	1.304	1.282	4.808	0.483	0.406	0.091	1.952

	Co	**Cr**	**Cu**	**Fe**	**K**	**Li**	**Mg**	**Mn**	**Mo**
	Reading	Reading	Reading	Reading	Reading	Reading	Reading	Reading	Reading
#1	1.100	1.893	0.631	23.348	19.007	16.147	15.597	0.134	1.264
#2	1.108	1.903	0.634	23.300	18.945	16.065	15.566	0.144	1.262
Mean	**1.104**	**1.898**	**0.633**	**23.324**	**18.976**	**16.106**	**15.582**	**0.139**	**1.263**
%RSD	0.512	0.373	0.335	0.146	0.231	0.360	0.141	5.087	0.112

	Na	**Ni**	**P**	**Pb I**	**Pb II**	**S**	**Sb**	**Se I**	**Se II**
	Reading	Reading	Reading	Reading	Reading	Reading	Reading	Reading	Reading
#1	52.004	2.770	0.730	18.298	8.437	0.088	2.481	8.139	5.319
#2	51.702	2.814	0.731	18.260	8.355	0.087	2.497	8.187	5.358
Mean	**51.853**	**2.792**	**0.730**	**18.279**	**8.396**	**0.088**	**2.489**	**8.163**	**5.339**
%RSD	0.412	1.114	0.097	0.147	0.691	0.808	0.455	0.416	0.517

	Si	**Sn**	**Sr**	**Th**	**Ti**	**Tl**	**U**	**V**	**Zn**
	Reading	Reading	Reading	Reading	Reading	Reading	Reading	Reading	Reading
#1	3.353	2.400	0.536	6.864	2.139	2.921	1.518	1.449	0.254
#2	3.322	2.381	0.601	6.855	2.195	2.949	1.507	1.473	0.255
Mean	**3.338**	**2.391**	**0.569**	**6.860**	**2.167**	**2.935**	**1.513**	**1.461**	**0.255**
%RSD	0.657	0.562	8.085	0.093	1.827	0.675	0.514	1.162	0.278

	Zr	**Pb**	**Se**
	Reading	Reading	Reading
#1	2.383		
#2	2.390		

Mean	**2.387**	**0.000**	**0.000NCH**
%RSD	0.207	0.000	0.000

Method : Paragon File : 080922A Printed : 9/22/2008 17:44:33
SampleId1 : A2 **SampleId2 :** **[STD]**
Analysis commenced : 9/22/2008 10:02:34
Dilution ratio : 1.00000 to 1.00000 Tray : Position : TUBE7

Raw intensities

	Ag	**Al**	**As**	**B**	**Ba**	**Be**	**Bi**	**Ca**	**Cd**
	Reading	Reading	Reading	Reading	Reading	Reading	Reading	Reading	Reading
#1	0.863	137.813	2.437	1.460	0.332	0.452	1.870	201.399	1.532
#2	0.857	138.511	2.398	1.453	0.328	0.453	1.861	201.005	1.531
Mean	**0.860**	**138.162**	**2.418**	**1.457**	**0.330**	**0.453**	**1.866**	**201.202**	**1.532**
%RSD	0.493	0.357	1.141	0.340	0.857	0.156	0.341	0.138	0.046

	Co	**Cr**	**Cu**	**Fe**	**K**	**Li**	**Mg**	**Mn**	**Mo**
	Reading	Reading	Reading	Reading	Reading	Reading	Reading	Reading	Reading
#1	1.212	2.244	0.664	225.524	142.691	205.339	147.598	0.165	1.491
#2	1.200	2.227	0.663	225.559	143.157	206.599	147.788	0.164	1.476
Mean	**1.206**	**2.236**	**0.664**	**225.542**	**142.924**	**205.969**	**147.693**	**0.165**	**1.484**
%RSD	0.704	0.538	0.107	0.011	0.231	0.433	0.091	0.430	0.715

	Na	**Ni**	**P**	**Pb I**	**Pb II**	**S**	**Sb**	**Se I**	**Se II**
	Reading	Reading	Reading	Reading	Reading	Reading	Reading	Reading	Reading
#1	555.216	2.963	0.810	21.653	9.888	0.096	3.181	9.592	6.291
#2	557.834	2.967	0.814	21.539	9.851	0.094	3.178	9.527	6.291
Mean	**556.525**	**2.965**	**0.812**	**21.596**	**9.870**	**0.095**	**3.180**	**9.560**	**6.291**
%RSD	0.333	0.095	0.348	0.373	0.265	1.489	0.067	0.481	0.000

	Si	**Sn**	**Sr**	**Th**	**Ti**	**Tl**	**U**	**V**	**Zn**
	Reading	Reading	Reading	Reading	Reading	Reading	Reading	Reading	Reading
#1	3.553	2.724	0.581	10.401	2.420	3.385	1.936	1.718	0.328
#2	3.556	2.708	0.580	10.347	2.413	3.425	1.936	1.713	0.327
Mean	**3.555**	**2.716**	**0.581**	**10.374**	**2.417**	**3.405**	**1.936**	**1.716**	**0.328**
%RSD	0.060	0.417	0.122	0.368	0.205	0.831	0.000	0.206	0.216

	Zr	**Pb**	**Se**
	Reading	Reading	Reading
#1	2.761		
#2	2.735		
Mean	**2.748**	**0.000**	**0.000**
%RSD	0.669	0.000	0.000

Method : Paragon File : 080922A Printed : 9/22/2008 17:44:33
SampleId1 : A1 **SampleId2 :** **[STD]**
Analysis commenced : 9/22/2008 10:04:34
Dilution ratio : 1.00000 to 1.00000 Tray : Position : TUBE8

Raw intensities **17:44:35** **User: ROY FRENCH**

	Ag	**Al**	**As**	**B**	**Ba**	**Be**	**Bi**	**Ca**	**Cd**
	Reading	Reading	Reading	Reading	Reading	Reading	Reading	Reading	Reading
#1	1.005	1236.806	4.731	2.346	0.456	0.509	2.196	1663.965	1.993
#2	1.001	1237.890	4.800	2.305	0.456	0.509	2.188	1666.094	1.996
Mean	**1.003**	**1237.348**	**4.765**	**2.326**	**0.456**	**0.509**	**2.192**	**1665.030**	**1.995**
%RSD	0.282	0.062	1.024	1.247	0.000	0.000	0.258	0.090	0.106

	Co	**Cr**	**Cu**	**Fe**	**K**	**Li**	**Mg**	**Mn**	**Mo**
	Reading	Reading	Reading	Reading	Reading	Reading	Reading	Reading	Reading
#1	1.671	3.476	0.757	1607.193	1246.297	2664.135	1348.452	0.478	3.629
#2	1.677	3.481	0.756	1607.890	1245.569	2665.700	1351.074	0.480	3.637
Mean	**1.674**	**3.479**	**0.757**	**1607.542**	**1245.933**	**2664.918**	**1349.763**	**0.479**	**3.633**
%RSD	0.253	0.102	0.093	0.031	0.041	0.042	0.137	0.295	0.156

	Na	**Ni**	**P**	**Pb I**	**Pb II**	**S**	**Sb**	**Se I**	**Se II**
	Reading	Reading	Reading	Reading	Reading	Reading	Reading	Reading	Reading
#1	3657.521	3.786	1.225	45.113	21.272	0.147	8.810	20.391	13.407
#2	3652.168	3.808	1.207	45.136	21.146	0.154	8.882	20.362	13.403
Mean	**3654.845**	**3.797**	**1.216**	**45.125**	**21.209**	**0.151**	**8.846**	**20.377**	**13.405**
%RSD	0.104	0.410	1.047	0.036	0.420	3.289	0.576	0.101	0.021

	Si	**Sn**	**Sr**	**Th**	**Ti**	**Tl**	**U**	**V**	**Zn**
	Reading	Reading	Reading	Reading	Reading	Reading	Reading	Reading	Reading
#1	4.719	5.052	1.808	19.056	3.284	6.960	3.879	2.672	0.972
#2	4.684	5.045	1.814	18.999	3.282	6.990	3.890	2.680	0.974
Mean	**4.702**	**5.049**	**1.811**	**19.028**	**3.283**	**6.975**	**3.885**	**2.676**	**0.973**
%RSD	0.526	0.098	0.234	0.212	0.043	0.304	0.200	0.211	0.145

	Zr	**Pb**	**Se**
	Reading	Reading	Reading
#1	3.512		
#2	3.517		
Mean	**3.515**	**0.000**	**0.000**
%RSD	0.101	0.000	0.000

Method : Paragon File : 080922A Printed : 9/22/2008 17:44:34
SampleId1 : C3 **SampleId2 :** **[STD]**
Analysis commenced : 9/22/2008 10:06:35
Dilution ratio : 1.00000 to 1.00000 Tray : Position : TUBE9

Raw intensities

	Ag	**Al**	**As**	**B**	**Ba**	**Be**	**Bi**	**Ca**	**Cd**
	Reading	Reading	Reading	Reading	Reading	Reading	Reading	Reading	Reading
#1	0.821	1.746	2.159	1.232	0.312	0.447	2.298	0.604	1.509
#2	0.808	1.727	2.159	1.236	0.312	0.448	2.289	0.579	1.463
Mean	**0.815**	**1.737**	**2.159**	**1.234**	**0.312**	**0.448**	**2.294**	**0.591**	**1.486**
%RSD	1.129	0.774	0.000	0.229	0.000	0.158	0.277	2.989	2.189

ted: 9/22/2008 17:44:35 User: ROY FRENCH

	Co	Cr	Cu	Fe	K	Li	Mg	Mn	Mo
	Reading	Reading	Reading	Reading	Reading	Reading	Reading	Reading	Reading
#1	1.162	1.992	0.654	0.608	8.642	1.705	1.267	0.125	1.237
#2	1.160	1.986	0.650	0.573	8.574	1.663	1.246	0.125	1.239
Mean	**1.161**	**1.989**	**0.652**	**0.591**	**8.608**	**1.684**	**1.257**	**0.125**	**1.238**
%RSD	0.122	0.213	0.434	4.191	0.559	1.764	1.182	0.000	0.114

	Na	Ni	P	Pb I	Pb II	S	Sb	Se I	Se II
	Reading	Reading	Reading	Reading	Reading	Reading	Reading	Reading	Reading
#1	2.158	2.910	0.742	19.204	8.658	0.238	2.567	8.448	5.517
#2	2.083	2.905	0.718	19.108	8.746	0.239	2.559	8.412	5.601
Mean	**2.120**	**2.908**	**0.730**	**19.156**	**8.702**	**0.239**	**2.563**	**8.430**	**5.559**
%RSD	2.501	0.122	2.325	0.354	0.715	0.296	0.221	0.302	1.068

	Si	Sn	Sr	Th	Ti	Tl	U	V	Zn
	Reading	Reading	Reading	Reading	Reading	Reading	Reading	Reading	Reading
#1	3.258	2.476	0.420	7.280	2.069	3.032	2.453	1.532	0.255
#2	3.250	2.480	0.417	7.269	2.066	3.044	2.460	1.520	0.258
Mean	**3.254**	**2.478**	**0.419**	**7.275**	**2.068**	**3.038**	**2.457**	**1.526**	**0.257**
%RSD	0.174	0.114	0.507	0.107	0.103	0.279	0.201	0.556	0.827

	Zr	Pb	Se
	Reading	Reading	Reading
#1	6.700		
#2	6.705		
Mean	**6.703**	**0.000**	**0.000**
%RSD	0.053	0.000	0.000

Method : Paragon File : 080922A Printed : 9/22/2008 17:44:34
SampleId1 : C2 **SampleId2 :** **[STD]**
Analysis commenced : 9/22/2008 10:08:35
Dilution ratio : 1.00000 to 1.00000 Tray : Position : TUBE10

Raw intensities

	Ag	Al	As	B	Ba	Be	Bi	Ca	Cd
	Reading	Reading	Reading	Reading	Reading	Reading	Reading	Reading	Reading
#1	1.008	1.810	2.192	1.316	0.320	0.476	6.307	0.590	1.528
#2	1.005	1.804	2.182	1.305	0.316	0.474	6.218	0.588	1.540
Mean	**1.007**	**1.807**	**2.187**	**1.311**	**0.318**	**0.475**	**6.263**	**0.589**	**1.534**
%RSD	0.211	0.235	0.323	0.594	0.889	0.298	1.005	0.240	0.553

	Co	Cr	Cu	Fe	K	Li	Mg	Mn	Mo
	Reading	Reading	Reading	Reading	Reading	Reading	Reading	Reading	Reading
#1	1.206	2.510	0.724	0.540	8.710	1.567	1.651	0.146	1.268
#2	1.196	2.501	0.720	0.552	8.612	1.544	1.646	0.145	1.250
Mean	**1.201**	**2.505**	**0.722**	**0.546**	**8.661**	**1.556**	**1.649**	**0.146**	**1.259**
%RSD	0.589	0.254	0.392	1.554	0.800	1.046	0.214	0.486	1.011

	Na	Ni	P	Pb I	Pb II	S	Sb	Se I	Se II
	Reading	Reading	Reading	Reading	Reading	Reading	Reading	Reading	Reading
#1	2.007	3.013	0.748	19.897	9.093	1.585	2.582	8.538	5.596
#2	1.985	3.003	0.757	19.741	9.055	1.573	2.579	8.475	5.520
Mean	**1.996**	**3.008**	**0.753**	**19.819**	**9.074**	**1.579**	**2.580**	**8.506**	**5.558**
%RSD	0.779	0.235	0.846	0.557	0.296	0.537	0.082	0.524	0.967

	Si	Sn	Sr	Th	Ti	Tl	U	V	Zn
	Reading	Reading	Reading	Reading	Reading	Reading	Reading	Reading	Reading
#1	3.632	2.492	0.452	13.049	2.397	3.072	10.277	1.736	0.264
#2	3.613	2.494	0.445	13.037	2.382	3.060	10.316	1.719	0.260
Mean	**3.623**	**2.493**	**0.449**	**13.043**	**2.390**	**3.066**	**10.297**	**1.728**	**0.262**
%RSD	0.371	0.057	1.104	0.065	0.444	0.277	0.268	0.696	1.080

	Zr	Pb	Se
	Reading	Reading	Reading
#1	45.594		
#2	45.759		
Mean	**45.677**	**0.000**	**0.000**
%RSD	0.255	0.000	0.000

Method : Paragon File : 080922A Printed : 9/22/2008 17:44:34
SampleId1 : C1 **SampleId2 :** **[STD]**
Analysis commenced : 9/22/2008 10:10:35
Dilution ratio : 1.00000 to 1.00000 Tray : Position : TUBE11

Raw intensities

	Ag	Al	As	B	Ba	Be	Bi	Ca	Cd
	Reading	Reading	Reading	Reading	Reading	Reading	Reading	Reading	Reading
#1	2.917	3.091	2.348	2.249	0.356	0.742	46.371	1.330	1.932
#2	2.922	3.109	2.360	2.236	0.352	0.748	46.588	1.332	1.908
Mean	**2.920**	**3.100**	**2.354**	**2.243**	**0.354**	**0.745**	**46.480**	**1.331**	**1.920**
%RSD	0.121	0.411	0.360	0.410	0.799	0.569	0.330	0.106	0.884

	Co	Cr	Cu	Fe	K	Li	Mg	Mn	Mo
	Reading	Reading	Reading	Reading	Reading	Reading	Reading	Reading	Reading
#1	1.557	7.621	1.435	1.234	8.855	1.672	6.145	0.343	1.361
#2	1.547	7.595	1.434	1.232	8.774	1.659	6.147	0.342	1.333
Mean	**1.552**	**7.608**	**1.434**	**1.233**	**8.814**	**1.666**	**6.146**	**0.343**	**1.347**
%RSD	0.456	0.242	0.049	0.115	0.650	0.552	0.023	0.206	1.470

	Na	Ni	P	Pb I	Pb II	S	Sb	Se I	Se II
	Reading	Reading	Reading	Reading	Reading	Reading	Reading	Reading	Reading
#1	2.737	3.904	0.938	25.462	12.648	14.744	2.839	9.165	5.955
#2	2.747	3.882	0.932	25.465	12.590	14.881	2.832	9.197	5.943
Mean	**2.742**	**3.893**	**0.935**	**25.464**	**12.619**	**14.813**	**2.835**	**9.181**	**5.949**
%RSD	0.258	0.400	0.454	0.008	0.325	0.654	0.175	0.246	0.143

	Si	Sn	Sr	Th	Ti	Tl	U	V	Zn

	Reading	Reading	Reading	Reading	Reading	Reading	Reading	Reading	Reading
#1	7.444	2.794	0.725	71.049	5.622	3.380	89.453	3.634	0.296
#2	7.454	2.801	0.725	71.254	5.618	3.322	89.928	3.627	0.296
Mean	**7.449**	**2.798**	**0.725**	**71.152**	**5.620**	**3.351**	**89.691**	**3.630**	**0.296**
%RSD	0.095	0.177	0.000	0.204	0.050	1.224	0.374	0.136	0.000

	Zr	**Pb**	**Se**
	Reading	Reading	Reading
#1	442.390		
#2	443.708		
Mean	**443.049**	**0.000**	**0.000**
%RSD	0.210	0.000	0.000

Line calibration information

Analyte	Reporting name	C0	C1	C2	C3	Correlation coefficient	Low limit	High limit	Date of last regression
Ag 328.068	Ag	0.0007346	0.0673445	-0.0000429	0	1.0000	-0.012	30.271	9/22/2008 10:13:25
Al 308.215	Al	0.1546412	0.385346	0.0000298	0	1.0000	-0.682	1185.020	9/22/2008 10:13:25
As 189.042/2	As	0.0100511	0.1099452	-0.0000531	0	1.0000	-0.077	46.427	9/22/2008 10:13:26
B 249.678/2	B	-0.0053163	0.0491281	-0.0000044	0	1.0000	0.090	207.494	9/22/2008 10:13:26
Ba 493.409	Ba	-0.0005581	0.0269954	0.0000022	0	1.0000	0.003	359.898	9/22/2008 10:13:26
Be 313.042	Be	-0.0074675	0.0166204	-0.0000052	0	1.0000	0.425	61.789	9/22/2008 10:13:27
Bi 223.061	Bi	0.0010671	0.1160368	-0.0000483	0	1.0000	0.000	42.005	9/22/2008 10:13:27
Ca 317.933	Ca	-0.0552549	0.2632323	0.0000355	0	0.99996	0.118	1564.583	9/22/2008 10:13:27
Cd 226.502/2	Cd	-0.0007168	0.0115904	0.0000006	0	1.0000	0.054	421.962	9/22/2008 10:13:28
Co 228.616	Co	0.0008459	0.0596978	-0.000014	0	1.0000	-0.014	85.453	9/22/2008 10:13:28
Cr 267.716	Cr	0.0000367	0.0289343	-0.0000012	0	1.0000	-0.009	350.775	9/22/2008 10:13:28
Cu 324.753	Cu	-0.0167779	0.0896635	-0.000025	0	1.0000	0.187	115.435	9/22/2008 10:13:29
Fe 259.94	Fe	-0.0055541	0.0878663	0.0000258	0	1.0000	0.015	1556.687	9/22/2008 10:13:29
K 766.491	K	-1.324985	0.1821508	0.0000157	0	1.0000	8.488	1245.933	9/22/2008 10:13:29
Li 670.784	Li	0.0018556	0.0022673	-0.0000002	0	1.0000	1.457	2664.918	9/22/2008 10:13:30
Mg 279.078	Mg	-0.0158879	0.3674513	0.000014	0	0.99998	-0.007	1294.364	9/22/2008 10:13:30
Mn 257.61	Mn	-0.0005853	0.0633163	0.0000155	0	1.0000	0.002	152.283	9/22/2008 10:13:31
Mo 202.03/2	Mo	-0.0013982	0.0469543	-0.0000014	0	1.0000	0.010	214.343	9/22/2008 10:13:31
Na 588.995	Na	0.0967769	0.0405619	0.0000076	0	1.0000	1.706	3654.845	9/22/2008 10:13:31
Ni 231.604	Ni	-0.0010853	0.0184846	-0.0000004	0	1.0000	0.026	548.140	9/22/2008 10:13:32
P 178.287/2	P	-0.0215203	0.3157558	0.0001676	0	1.0000	0.057	146.957	9/22/2008 10:13:32
Pb 220.351	Pb I	0.0080103	0.0270346	-0.0000016	0	1.0000	-0.274	378.328	9/22/2008 10:13:32
Pb 220.352/2	Pb II	-0.0082554	0.0309517	-0.0000023	0	1.0000	0.195	331.506	9/22/2008 10:13:33
S 182.04/2	S	-0.0044589	3.4203946	0.0029108	0	1.0000	0.001	14.442	9/22/2008 10:13:33
Sb 206.838/2	Sb	-0.0033094	0.1033962	-0.0001142	0	1.0000	0.028	19.809	9/22/2008 10:13:33
Se 196.021	Se I	-0.00554	0.0743888	-0.0000235	0	1.0000	0.072	68.785	9/22/2008 10:13:34
Se 196.021/2	Se II	-0.0050202	0.071976	-0.0000268	0	1.0000	0.048	71.434	9/22/2008 10:13:34
Si 288.158	Si	-0.1519217	0.1229103	0.0000019	0	1.0000	1.258	405.511	9/22/2008 10:13:34
Sn 189.989	Sn	0.0029967	0.1463592	-0.0000431	0	1.0000	-0.042	69.737	9/22/2008 10:13:35
Sr 421.552	Sr	-0.0010569	0.0077949	0.0000006	0	1.0000	0.039	1169.195	9/22/2008 10:13:35

Th 283.73/2	Th	-0.1320363	0.1067299	-0.0002305	0	0.99999	1.189	20.921	9/22/2008 10:13:36
Ti 334.941	Ti	0.000172	0.0088793	-0.0000002	0	1.0000	-0.101	1159.640	9/22/2008 10:13:36
Tl 190.864/2	Tl	0.0106221	0.0932593	-0.0000492	0	1.0000	-0.127	52.706	9/22/2008 10:13:36
U 385.958	U	0.0053542	0.6060776	-0.0001109	0	1.0000	-0.012	83.773	9/22/2008 10:13:37
V 292.402	V	-0.0001644	0.0316232	-0.0000048	0	1.0000	0.009	162.118	9/22/2008 10:13:37
Zn 206.2	Zn	-0.0006567	0.2243897	0.0000089	0	1.0000	-0.002	46.557	9/22/2008 10:13:37
Zr 339.198	Zr	-0.0004268	0.0120928	-0.0000007	0	1.0000	0.060	423.255	9/22/2008 10:13:38

Method : Paragon File : 080922A Printed : 9/22/2008 17:44:46
SampleId1 : MIXBHIGH **SampleId2 :** **[CV]**
Analysis commenced : 9/22/2008 10:14:22
Dilution ratio : 1.00000 to 1.00000 Tray : Position : TUBE5

Final concentrations

	Ag	**Al**	**As**	**B**	**Ba**	**Be**	**Bi**	**Ca**	**Cd**
	ppm	ppm	ppm	ppm	ppm	ppm	ppm	ppm	ppm
#1	2.02639	-0.05463	5.10334	10.24706	10.22843	1.00428	-0.00881	-0.04315	5.05328
#2	2.02587	-0.05686	5.10166	10.23836	10.22065	1.00379	-0.00176	-0.04157	5.05810
Mean	**2.02613**	**-0.05574**	**5.10250**	**10.24271**	**10.22454**	**1.00403**	**-0.00528**	**-0.04236**	**5.05569**
%RSD	0.01816	2.83425	0.02326	0.06004	0.05382	0.03397	94.35102	2.63671	0.06748

	Co	**Cr**	**Cu**	**Fe**	**K**	**Li**	**Mg**	**Mn**	**Mo**
	ppm	ppm	ppm	ppm	ppm	ppm	ppm	ppm	ppm
#1	5.06484	10.13721	10.17684	-0.03042	0.27569	0.00593	-0.03683	10.08475	10.14774
#2	5.06814	10.14217	10.18680	-0.02910	0.27387	0.00593	-0.03279	10.08809	10.15372
Mean	**5.06649**	**10.13969**	**10.18182**	**-0.02976**	**0.27478**	**0.00593**	**-0.03481**	**10.08642**	**10.15073**
%RSD	0.04606	0.03459	0.06917	3.13117	0.46945	0.02941	8.21016	0.02338	0.04166

	Na	**Ni**	**P**	**Pb I**	**Pb II**	**S**	**Sb**	**Se I**	**Se II**
	ppm	ppm	ppm	ppm	ppm	ppm	ppm	ppm	ppm
#1	0.22470	10.17780	50.46457	10.12026	10.23667	0.00922	2.02901	5.08302	5.06221
#2	0.22478	10.18485	50.21688	10.12788	10.17454	0.01606	2.04027	5.08844	5.06555
Mean	**0.22474**	**10.18133**	**50.34072**	**10.12407**	**10.20560**	**0.01264**	**2.03464**	**5.08573**	**5.06388**
%RSD	0.02555	0.04900	0.34791	0.05321	0.43044	38.25944	0.39148	0.07528	0.04655

	Si	**Sn**	**Sr**	**Th**	**Ti**	**Tl**	**U**	**V**	**Zn**
	ppm	ppm	ppm	ppm	ppm	ppm	ppm	ppm	ppm
#1	50.97303	10.15478	10.09632	1.98878	10.04745	5.14335	-0.06311	5.05846	10.09039
#2	50.98818	10.18689	10.09256	1.99412	10.05244	5.14934	-0.04736	5.06056	10.07339
Mean	**50.98061**	**10.17083**	**10.09444**	**1.99145**	**10.04994**	**5.14634**	**-0.05523**	**5.05951**	**10.08189**
%RSD	0.02102	0.22323	0.02633	0.18980	0.03508	0.08228	20.17289	0.02940	0.11925

	Zr	**Pb**	**Se**
	ppm	calc	calc
#1	-0.05003	10.19790	5.06914
#2	-0.05213	10.15900	5.07317
Mean	**-0.05108**	**10.17845**	**5.07116**
%RSD	2.91547	0.27024	0.05614

Method : Paragon File : 080922A Printed : 9/22/2008 17:44:46
SampleId1 : MIXAHIGH **SampleId2 :** **[CV]**
Analysis commenced : 9/22/2008 10:16:23
Dilution ratio : 1.00000 to 1.00000 Tray : Position : TUBE8

Final concentrations

	Ag	Al	As	B	Ba	Be	Bi	Ca	Cd
	ppm	ppm	ppm	ppm	ppm	ppm	ppm	ppm	ppm
#1	-0.00022	500.82426	-0.00468	0.01316	0.00128	0.00144	0.00134	487.27328	-0.00053
#2	0.00004	499.71809	-0.00226	0.01158	0.00122	0.00147	0.00146	485.60125	-0.00025
Mean	**-0.00009**	**500.27118**	**-0.00347**	**0.01237**	**0.00125**	**0.00145**	**0.00140**	**486.43727**	**-0.00039**
%RSD	207.15311	0.15635	49.25295	8.98658	3.05267	1.67991	6.25141	0.24305	50.15310

	Co	Cr	Cu	Fe	K	Li	Mg	Mn	Mo
	ppm	ppm	ppm	ppm	ppm	ppm	ppm	ppm	ppm
#1	0.00706	0.01416	-0.00637	193.84685	254.59226	5.07220	496.35498	0.00714	0.00203
#2	0.00748	0.01433	-0.00656	193.30047	254.36168	5.06295	495.57202	0.00708	-0.00013
Mean	**0.00727**	**0.01425**	**-0.00646**	**193.57366**	**254.47697**	**5.06757**	**495.96350**	**0.00711**	**0.00095**
%RSD	4.06980	0.82696	2.04108	0.19959	0.06407	0.12909	0.11163	0.62992	160.85111

	Na	Ni	P	Pb I	Pb II	S	Sb	Se I	Se II
	ppm	ppm	ppm	ppm	ppm	ppm	ppm	ppm	ppm
#1	252.40597	0.00246	0.02964	-0.01122	0.00498	0.01606	0.02678	0.00534	-0.01900
#2	250.91540	0.00204	0.03469	-0.00612	0.00799	0.00922	0.02852	-0.00718	-0.01831
Mean	**251.66068**	**0.00225**	**0.03216**	**-0.00867**	**0.00649**	**0.01264**	**0.02765**	**-0.00092**	**-0.01865**
%RSD	0.41881	13.35407	11.10908	41.52689	32.81262	38.25944	4.45056	962.84892	2.62441

	Si	Sn	Sr	Th	Ti	Tl	U	V	Zn
	ppm	ppm	ppm	ppm	ppm	ppm	ppm	ppm	ppm
#1	0.03285	0.00593	0.00841	-0.06679	-0.00112	-0.00866	0.14971	-0.00826	0.01992
#2	0.02815	0.01017	0.00832	-0.07930	-0.00136	-0.01465	0.16281	-0.00913	0.01928
Mean	**0.03050**	**0.00805**	**0.00836**	**-0.07305**	**-0.00124**	**-0.01166**	**0.15626**	**-0.00870**	**0.01960**
%RSD	10.88969	37.29602	0.72503	12.10400	13.62415	36.32153	5.92683	7.00116	2.32000

	Zr	Pb	Se
	ppm	calc	calc
#1	0.00979	-0.00041	-0.01089
#2	0.01063	0.00329	-0.01460
Mean	**0.01021**	**0.00144**	**-0.01275**
%RSD	5.80317	181.90325	20.57418

Method : Paragon File : 080922A Printed : 9/22/2008 17:44:47
SampleId1 : MIXCHIGH **SampleId2 :** **[CV]**
Analysis commenced : 9/22/2008 10:18:24
Dilution ratio : 1.00000 to 1.00000 Tray : Position : TUBE11

Final concentrations

	Ag	Al	As	B	Ba	Be	Bi	Ca	Cd
	ppm	ppm	ppm	ppm	ppm	ppm	ppm	ppm	ppm
#1	-0.00175	0.15706	-0.00512	0.01325	-0.00104	0.00528	5.01093	0.07874	-0.00062
#2	-0.00367	0.16001	-0.00699	0.01429	-0.00107	0.00524	5.04213	0.06689	-0.00041
Mean	**-0.00271**	**0.15854**	**-0.00606**	**0.01377**	**-0.00106**	**0.00526**	**5.02653**	**0.07282**	**-0.00051**
%RSD	49.96977	1.31539	21.82286	5.29776	1.80509	0.46924	0.43897	11.50446	29.02858

	Co	Cr	Cu	Fe	K	Li	Mg	Mn	Mo

	ppm	ppm	ppm	ppm	ppm	ppm	ppm	ppm	ppm
#1	0.00411	-0.01858	-0.00440	0.01413	0.28153	0.00666	-0.51743	0.00549	-0.00069
#2	0.00423	-0.01827	-0.00423	0.01105	0.26548	0.00650	-0.50751	0.00556	-0.00112
Mean	**0.00417**	**-0.01843**	**-0.00431**	**0.01259**	**0.27350**	**0.00658**	**-0.51247**	**0.00552**	**-0.00091**
%RSD	2.01086	1.18789	2.76588	17.27241	4.15043	1.75009	1.36878	0.81040	33.01112

	Na	**Ni**	**P**	**Pb I**	**Pb II**	**S**	**Sb**	**Se I**	**Se II**
	ppm	ppm	ppm	ppm	ppm	ppm	ppm	ppm	ppm
#1	0.23746	-0.00062	0.04322	-0.00242	-0.00012	49.63906	-0.00079	-0.00094	-0.00999
#2	0.23116	0.00004	0.04037	-0.00130	-0.00195	49.84230	-0.00204	-0.00909	-0.00827
Mean	**0.23431**	**-0.00029**	**0.04180**	**-0.00186**	**-0.00103**	**49.74068**	**-0.00142**	**-0.00502**	**-0.00913**
%RSD	1.89976	161.99668	4.80886	42.73548	124.74376	0.28892	62.14720	114.87561	13.30995

	Si	**Sn**	**Sr**	**Th**	**Ti**	**Tl**	**U**	**V**	**Zn**
	ppm	ppm	ppm	ppm	ppm	ppm	ppm	ppm	ppm
#1	-0.01682	0.01865	0.00091	1.28710	0.00714	-0.01782	49.88248	-0.01009	0.00020
#2	-0.01549	0.02816	0.00091	1.28984	0.00748	-0.02314	50.22440	-0.00898	0.00020
Mean	**-0.01616**	**0.02340**	**0.00091**	**1.28847**	**0.00731**	**-0.02048**	**50.05344**	**-0.00954**	**0.00020**
%RSD	5.79349	28.73868	0.00000	0.15055	3.26337	18.36999	0.48302	8.20057	0.00000

	Zr	**Pb**	**Se**
	ppm	calc	calc
#1	4.88101	-0.00089	-0.00698
#2	4.89721	-0.00173	-0.00854
Mean	**4.88911**	**-0.00131**	**-0.00776**
%RSD	0.23425	45.59248	14.27714

Method : Paragon File : 080922A Printed : 9/22/2008 17:44:47
SampleId1 : ICV **SampleId2 :** **[CV]**
Analysis commenced : 9/22/2008 10:28:42
Dilution ratio : 1.00000 to 1.00000 Tray : Position : STD1

Final concentrations

	Ag	**Al**	**As**	**B**	**Ba**	**Be**	**Bi**	**Ca**	**Cd**
	ppm	ppm	ppm	ppm	ppm	ppm	ppm	ppm	ppm
#1	0.10487	26.79262	0.25376	0.53618	0.50855	0.25056	0.26677	26.46016	0.26100
#2	0.10491	26.96609	0.26111	0.54059	0.51334	0.25172	0.26763	26.51665	0.26178
Mean	**0.10489**	**26.87936**	**0.25743**	**0.53839**	**0.51094**	**0.25114**	**0.26720**	**26.48841**	**0.26139**
%RSD	0.02655	0.45635	2.01895	0.57957	0.66331	0.32848	0.22737	0.15080	0.21156

	Co	**Cr**	**Cu**	**Fe**	**K**	**Li**	**Mg**	**Mn**	**Mo**
	ppm	ppm	ppm	ppm	ppm	ppm	ppm	ppm	ppm
#1	0.25090	0.50079	0.53909	10.36384	25.11089	0.25998	26.59315	0.50064	0.50818
#2	0.25281	0.50283	0.54256	10.41176	25.30017	0.26242	26.75166	0.50306	0.50944
Mean	**0.25186**	**0.50181**	**0.54082**	**10.38780**	**25.20553**	**0.26120**	**26.67241**	**0.50185**	**0.50881**
%RSD	0.53583	0.28769	0.45429	0.32616	0.53101	0.66106	0.42021	0.34032	0.17607

	Na	**Ni**	**P**	**Pb I**	**Pb II**	**S**	**Sb**	**Se I**	**Se II**
	ppm	ppm	ppm	ppm	ppm	ppm	ppm	ppm	ppm

#1	25.13563	0.50757	2.55315	0.51558	0.51881	2.55905	0.26304	0.52646	0.52581
#2	25.31148	0.51117	2.58277	0.52166	0.51695	2.55562	0.26848	0.53647	0.53699
Mean	**25.22356**	**0.50937**	**2.56796**	**0.51862**	**0.51788**	**2.55734**	**0.26576**	**0.53146**	**0.53140**
%RSD	0.49298	0.49972	0.81560	0.82887	0.25294	0.09469	1.44786	1.33167	1.48683

	Si	**Sn**	**Sr**	**Th**	**Ti**	**Tl**	**U**	**V**	**Zn**
	ppm	ppm	ppm	ppm	ppm	ppm	ppm	ppm	ppm
#1	2.47334	0.51019	0.24927	0.18447	0.25855	0.26405	2.54005	0.25687	0.50042
#2	2.48585	0.51603	0.25120	0.19211	0.26082	0.26495	2.55817	0.25811	0.49871
Mean	**2.47960**	**0.51311**	**0.25023**	**0.18829**	**0.25968**	**0.26450**	**2.54911**	**0.25749**	**0.49956**
%RSD	0.35667	0.80476	0.54698	2.86894	0.61805	0.23980	0.50268	0.34106	0.24281

	Zr	**Pb**	**Se**
	ppm	calc	calc
#1	0.49525	0.51773	0.52603
#2	0.49914	0.51852	0.53681
Mean	**0.49720**	**0.51813**	**0.53142**
%RSD	0.55344	0.10764	1.43516

Method : Paragon File : 080922A Printed : 9/22/2008 17:44:47
SampleId1 : ICB **SampleId2 :** **[CB]**
Analysis commenced : 9/22/2008 10:30:55
Dilution ratio : 1.00000 to 1.00000 Tray : Position : STD2

Final concentrations

	Ag	**Al**	**As**	**B**	**Ba**	**Be**	**Bi**	**Ca**	**Cd**
	ppm	ppm	ppm	ppm	ppm	ppm	ppm	ppm	ppm
#1	-0.00007	0.00393	0.00158	-0.00001	-0.00061	0.00003	-0.00003	-0.04815	-0.00012
#2	-0.00074	0.00690	0.00158	0.00014	-0.00072	0.00001	-0.00112	-0.04894	-0.00037
Mean	**-0.00040**	**0.00542**	**0.00158**	**0.00006**	**-0.00067**	**0.00002**	**-0.00057**	**-0.04854**	**-0.00024**
%RSD	118.23140	38.68469	0.00000	164.99947	11.46374	59.23143	134.71334	1.15034	74.10500

	Co	**Cr**	**Cu**	**Fe**	**K**	**Li**	**Mg**	**Mn**	**Mo**
	ppm	ppm	ppm	ppm	ppm	ppm	ppm	ppm	ppm
#1	-0.00029	-0.00086	-0.00090	-0.00468	0.13906	0.00535	-0.02397	-0.00052	-0.00177
#2	-0.00082	-0.00114	-0.00081	-0.00468	0.13925	0.00535	-0.02140	-0.00059	-0.00140
Mean	**-0.00056**	**-0.00100**	**-0.00086**	**-0.00468**	**0.13915**	**0.00535**	**-0.02269**	**-0.00055**	**-0.00159**
%RSD	68.35192	20.32862	7.55499	0.00000	0.09269	0.06519	8.01732	8.08653	16.74705

	Na	**Ni**	**P**	**Pb I**	**Pb II**	**S**	**Sb**	**Se I**	**Se II**
	ppm	ppm	ppm	ppm	ppm	ppm	ppm	ppm	ppm
#1	0.16324	-0.00072	-0.00321	0.00360	-0.00184	-0.00446	-0.00425	-0.00071	-0.00243
#2	0.16283	-0.00123	-0.00289	-0.00043	-0.00134	-0.00788	-0.00279	-0.00131	-0.00459
Mean	**0.16303**	**-0.00097**	**-0.00305**	**0.00159**	**-0.00159**	**-0.00617**	**-0.00352**	**-0.00101**	**-0.00351**
%RSD	0.17603	37.55945	7.32556	179.58254	22.22043	39.20501	29.17867	41.86281	43.51530

	Si	**Sn**	**Sr**	**Th**	**Ti**	**Tl**	**U**	**V**	**Zn**
	ppm	ppm	ppm	ppm	ppm	ppm	ppm	ppm	ppm
#1	0.00480	0.00183	-0.00103	0.00837	-0.00089	0.00468	-0.00798	-0.00055	-0.00001

#2	0.00764	0.00300	-0.00103	0.00925	-0.00083	0.00410	-0.01161	-0.00045	-0.00109
Mean	**0.00622**	**0.00241**	**-0.00103**	**0.00881**	**-0.00086**	**0.00439**	**-0.00979**	**-0.00050**	**-0.00055**
%RSD	32.21435	34.31965	0.00000	7.10389	5.09585	9.41631	26.25316	13.48132	137.93177

	Zr	**Pb**	**Se**
	ppm	calc	calc
#1	-0.00054	-0.00003	-0.00186
#2	-0.00039	-0.00104	-0.00350
Mean	**-0.00046**	**-0.00053**	**-0.00268**
%RSD	22.54795	133.27834	43.30740

Method : Paragon File : 080922A Printed : 9/22/2008 17:44:48
SampleId1 : CRI **SampleId2 :** **[FLEXQC]**
Analysis commenced : 9/22/2008 10:33:07
Dilution ratio : 1.00000 to 1.00000 Tray : Position : STD3

Final concentrations

	Ag	**Al**	**As**	**B**	**Ba**	**Be**	**Bi**	**Ca**	**Cd**
	ppm	ppm	ppm	ppm	ppm	ppm	ppm	ppm	ppm
#1	0.01872	0.53573	0.01060	0.41416	0.40806	0.00971	0.05060	5.26724	0.01000
#2	0.01898	0.54054	0.01181	0.41510	0.41025	0.00976	0.04721	5.23257	0.00963
Mean	**0.01885**	**0.53814**	**0.01121**	**0.41463**	**0.40916**	**0.00974**	**0.04890**	**5.24991**	**0.00982**
%RSD	0.99306	0.63242	7.63165	0.15894	0.37883	0.37166	4.89513	0.46697	2.68076

	Co	**Cr**	**Cu**	**Fe**	**K**	**Li**	**Mg**	**Mn**	**Mo**
	ppm	ppm	ppm	ppm	ppm	ppm	ppm	ppm	ppm
#1	0.09519	0.01984	0.05178	0.19685	4.32524	0.02100	5.12197	0.02861	0.01893
#2	0.09465	0.01885	0.05294	0.19685	4.36223	0.02118	5.14478	0.02867	0.01865
Mean	**0.09492**	**0.01934**	**0.05236**	**0.19685**	**4.34374**	**0.02109**	**5.13337**	**0.02864**	**0.01879**
%RSD	0.39726	3.60681	1.56940	0.00000	0.60217	0.59486	0.31415	0.15637	1.06006

	Na	**Ni**	**P**	**Pb I**	**Pb II**	**S**	**Sb**	**Se I**	**Se II**
	ppm	ppm	ppm	ppm	ppm	ppm	ppm	ppm	ppm
#1	4.49504	0.07867	0.18822	0.00637	0.00262	0.19735	0.12089	0.00718	0.00858
#2	4.54943	0.07830	0.17968	0.00532	0.00484	0.21104	0.12255	0.00533	0.00361
Mean	**4.52223**	**0.07848**	**0.18395**	**0.00584**	**0.00373**	**0.20420**	**0.12172**	**0.00626**	**0.00610**
%RSD	0.85034	0.33301	3.27945	12.74495	42.09808	4.73826	0.96171	20.95634	57.59458

	Si	**Sn**	**Sr**	**Th**	**Ti**	**Tl**	**U**	**V**	**Zn**
	ppm	ppm	ppm	ppm	ppm	ppm	ppm	ppm	ppm
#1	0.10547	0.09092	0.02258	0.09731	0.01956	0.01917	0.20097	0.10071	0.03836
#2	0.11038	0.09721	0.02266	0.09529	0.01931	0.02413	0.20643	0.09983	0.03836
Mean	**0.10792**	**0.09407**	**0.02262**	**0.09630**	**0.01943**	**0.02165**	**0.20370**	**0.10027**	**0.03836**
%RSD	3.21642	4.72936	0.24377	1.48828	0.93679	16.19688	1.89328	0.62382	0.00000

	Zr	**Pb**	**Se**
	ppm	calc	calc
#1	0.04886	0.00387	0.00812
#2	0.04905	0.00500	0.00419

Mean	**0.04896**	**0.00443**	**0.00615NCH**
%RSD	0.27273	18.02893	45.18431

Method : Paragon File : 080922A Printed : 9/22/2008 17:44:48
SampleId1 : ICSA **SampleId2 :** **[FLEXQC]**
Analysis commenced : 9/22/2008 10:35:23
Dilution ratio : 1.00000 to 1.00000 Tray : Position : STD4

Final concentrations

	Ag	**Al**	**As**	**B**	**Ba**	**Be**	**Bi**	**Ca**	**Cd**
	ppm	ppm	ppm	ppm	ppm	ppm	ppm	ppm	ppm
#1	0.00029	257.81201	0.00027	-0.00163	-0.00048	0.00088	0.00435	256.93490	0.00008
#2	-0.00291	253.40037	-0.01117	-0.00645	-0.00083	0.00079	-0.00693	244.27011	-0.00113
Mean	**-0.00131**	**255.60619**	**-0.00545**	**-0.00404**	**-0.00065**	**0.00083**	**-0.00129**	**250.60251**	**-0.00053**
%RSD	172.23028	1.22043	148.30874	84.28795	38.02780	7.98469	619.44649	3.57353	163.67074

	Co	**Cr**	**Cu**	**Fe**	**K**	**Li**	**Mg**	**Mn**	**Mo**
	ppm	ppm	ppm	ppm	ppm	ppm	ppm	ppm	ppm
#1	0.00311	-0.00087	-0.00373	102.14542	0.16059	0.00589	262.60177	0.00347	0.00161
#2	-0.00035	-0.00388	-0.00549	97.81989	0.08963	0.00572	255.21682	0.00283	-0.00393
Mean	**0.00138**	**-0.00237**	**-0.00461**	**99.98266**	**0.12511**	**0.00581**	**258.90929**	**0.00315**	**-0.00116**
%RSD	177.03552	89.45879	26.96172	3.05914	40.10228	2.16322	2.01690	14.21173	336.74023

	Na	**Ni**	**P**	**Pb I**	**Pb II**	**S**	**Sb**	**Se I**	**Se II**
	ppm	ppm	ppm	ppm	ppm	ppm	ppm	ppm	ppm
#1	0.18012	0.00078	0.00785	0.00530	0.00029	0.02290	0.00488	0.00321	-0.00989
#2	0.17700	-0.00210	-0.00194	-0.03216	0.01881	0.00238	-0.01572	-0.02904	0.00469
Mean	**0.17856**	**-0.00066**	**0.00295**	**-0.01343**	**0.00955**	**0.01264**	**-0.00542**	**-0.01291**	**-0.00260**
%RSD	1.23776	308.86742	234.50372	197.29504	137.18520	114.77810	268.64572	176.62787	396.64393

	Si	**Sn**	**Sr**	**Th**	**Ti**	**Tl**	**U**	**V**	**Zn**
	ppm	ppm	ppm	ppm	ppm	ppm	ppm	ppm	ppm
#1	0.01378	0.00563	0.00047	0.08111	0.00042	-0.00482	0.07701	-0.00278	0.00985
#2	0.00058	-0.01603	0.00029	0.03651	-0.00052	-0.02950	0.01269	-0.00655	0.00620
Mean	**0.00718**	**-0.00520**	**0.00038**	**0.05881**	**-0.00005**	**-0.01716**	**0.04485**	**-0.00467**	**0.00803**
%RSD	129.96712	294.56362	33.25241	53.62748	1330.56773	101.72353	101.41282	57.19154	32.10971

	Zr	**Pb**	**Se**
	ppm	calc	calc
#1	-0.00225	0.00196	-0.00553
#2	-0.00094	0.00184	-0.00654
Mean	**-0.00160**	**0.00190**	**-0.00603**
%RSD	57.96406	4.37158	11.87365

Method : Paragon File : 080922A Printed : 9/22/2008 17:44:49
SampleId1 : ICSAB **SampleId2 :** **[FLEXQC]**
Analysis commenced : 9/22/2008 10:37:38
Dilution ratio : 1.00000 to 1.00000 Tray : Position : STD5

Final concentrations **5:40** **User: ROY FRENCH**

	Ag	Al	As	B	Ba	Be	Bi	Ca	Cd
	ppm	ppm	ppm	ppm	ppm	ppm	ppm	ppm	ppm
#1	0.20000	256.42569	0.09336	1.03066	0.50172	0.46532	0.53234	257.73378	0.98964
#2	0.19966	258.84759	0.09446	1.03511	0.50746	0.46429	0.53588	255.72667	0.98832
Mean	**0.19983**	**257.63664**	**0.09391**	**1.03289**	**0.50459**	**0.46481**	**0.53411**	**256.73022**	**0.98898**
%RSD	0.12169	0.66471	0.82725	0.30490	0.80443	0.15652	0.46822	0.55281	0.09458

	Co	Cr	Cu	Fe	K	Li	Mg	Mn	Mo
	ppm	ppm	ppm	ppm	ppm	ppm	ppm	ppm	ppm
#1	0.47711	0.44842	0.53948	102.05977	0.17719	1.10079	262.01256	0.47007	0.97147
#2	0.47771	0.44534	0.54541	101.57951	0.14873	1.11865	262.50195	0.46925	0.97658
Mean	**0.47741**	**0.44688**	**0.54245**	**101.81964**	**0.16296**	**1.10972**	**262.25725**	**0.46966**	**0.97403**
%RSD	0.08838	0.48841	0.77321	0.33353	12.34739	1.13805	0.13195	0.12437	0.37110

	Na	Ni	P	Pb I	Pb II	S	Sb	Se I	Se II
	ppm	ppm	ppm	ppm	ppm	ppm	ppm	ppm	ppm
#1	0.18390	0.93627	1.00646	0.03797	0.05721	1.02534	0.61499	0.05207	0.04500
#2	0.18309	0.93751	0.99885	0.03357	0.05845	1.02877	0.61382	0.05301	0.05247
Mean	**0.18349**	**0.93689**	**1.00265**	**0.03577**	**0.05783**	**1.02705**	**0.61441**	**0.05254**	**0.04874**
%RSD	0.31287	0.09325	0.53627	8.70269	1.51979	0.23561	0.13410	1.26884	10.84128

	Si	Sn	Sr	Th	Ti	Tl	U	V	Zn
	ppm	ppm	ppm	ppm	ppm	ppm	ppm	ppm	ppm
#1	0.93222	1.00096	0.96418	0.66131	0.95847	0.09405	9.87402	0.48473	0.92010
#2	0.93477	0.99702	0.97186	0.65740	0.96134	0.09678	9.97254	0.48508	0.91002
Mean	**0.93350**	**0.99899**	**0.96802**	**0.65935**	**0.95990**	**0.09541**	**9.92328**	**0.48490**	**0.91506**
%RSD	0.19370	0.27882	0.56131	0.41939	0.21143	2.01904	0.70203	0.05179	0.77892

	Zr	Pb	Se
	ppm	calc	calc
#1	0.45988	0.05080	0.04735
#2	0.46163	0.05017	0.05265
Mean	**0.46076**	**0.05049**	**0.05000**
%RSD	0.26743	0.89193	7.49207

Method : Paragon File : 080922A Printed : 9/22/2008 17:44:49
SampleId1 : CCV **SampleId2 :** **[CV]**
Analysis commenced : 9/22/2008 10:39:52
Dilution ratio : 1.00000 to 1.00000 Tray : Position : STD6

Final concentrations

	Ag	Al	As	B	Ba	Be	Bi	Ca	Cd
	ppm	ppm	ppm	ppm	ppm	ppm	ppm	ppm	ppm
#1	0.20232	51.87800	0.48786	1.03820	0.99914	0.47657	0.53179	51.12734	0.50268
#2	0.20376	52.47482	0.49355	1.05082	1.00840	0.47811	0.52519	51.33210	0.50538
Mean	**0.20304**	**52.17641**	**0.49070**	**1.04451**	**1.00377**	**0.47734**	**0.52849**	**51.22972**	**0.50403**
%RSD	0.50273	0.80882	0.82036	0.85480	0.65240	0.22940	0.88413	0.28263	0.37812

ted: 9/22/2008 17:45:40 User: ROY FRENCH

	Co	Cr	Cu	Fe	K	Li	Mg	Mn	Mo
	ppm	ppm	ppm	ppm	ppm	ppm	ppm	ppm	ppm
#1	0.48342	0.95859	1.04274	20.08402	50.10000	0.54563	51.41425	0.95742	0.98498
#2	0.48610	0.96273	1.05449	20.16290	50.59374	0.55294	51.81605	0.96119	0.98821
Mean	**0.48476**	**0.96066**	**1.04862**	**20.12346**	**50.34687**	**0.54928**	**51.61515**	**0.95930**	**0.98660**
%RSD	0.39129	0.30504	0.79203	0.27718	0.69344	0.94082	0.55046	0.27739	0.23192

	Na	Ni	P	Pb I	Pb II	S	Sb	Se I	Se II
	ppm	ppm	ppm	ppm	ppm	ppm	ppm	ppm	ppm
#1	49.59733	0.97741	4.92419	0.99527	1.00348	4.94066	0.51080	1.04323	1.05788
#2	50.21527	0.98410	4.93478	1.00934	0.99680	5.01267	0.51702	1.04965	1.03989
Mean	**49.90630**	**0.98075**	**4.92948**	**1.00230**	**1.00014**	**4.97666**	**0.51391**	**1.04644**	**1.04888**
%RSD	0.87553	0.48256	0.15194	0.99290	0.47224	1.02310	0.85694	0.43412	1.21293

	Si	Sn	Sr	Th	Ti	Tl	U	V	Zn
	ppm	ppm	ppm	ppm	ppm	ppm	ppm	ppm	ppm
#1	4.72317	0.99727	0.48553	0.32368	0.49551	0.53012	4.99031	0.49515	0.95334
#2	4.78159	0.99946	0.48875	0.33583	0.49867	0.53460	5.01020	0.49602	0.95741
Mean	**4.75238**	**0.99837**	**0.48714**	**0.32976**	**0.49709**	**0.53236**	**5.00026**	**0.49558**	**0.95538**
%RSD	0.86916	0.15461	0.46758	2.60657	0.44966	0.59542	0.28122	0.12399	0.30160

	Zr	Pb	Se
	ppm	calc	calc
#1	0.96405	1.00074	1.05300
#2	0.96873	1.00097	1.04314
Mean	**0.96639**	**1.00086**	**1.04807**
%RSD	0.34298	0.01636	0.66531

Method : Paragon File : 080922A Printed : 9/22/2008 17:44:49
SampleId1 : CCB SampleId2 : [CB]
Analysis commenced : 9/22/2008 10:43:45
Dilution ratio : 1.00000 to 1.00000 Tray : Position : STD2

Final concentrations

	Ag	Al	As	B	Ba	Be	Bi	Ca	Cd
	ppm	ppm	ppm	ppm	ppm	ppm	ppm	ppm	ppm
#1	-0.00119	0.01645	-0.00226	-0.00158	-0.00067	0.00016	-0.00306	-0.04999	-0.00029
#2	-0.00120	0.01429	-0.00391	-0.00129	-0.00075	0.00015	-0.00245	-0.04999	-0.00046
Mean	**-0.00120**	**0.01537**	**-0.00309**	**-0.00144**	**-0.00071**	**0.00015**	**-0.00275**	**-0.04999**	**-0.00037**
%RSD	0.23146	9.91816	37.76651	14.52249	8.10505	7.41861	15.58263	0.00000	32.74871

	Co	Cr	Cu	Fe	K	Li	Mg	Mn	Mo
	ppm	ppm	ppm	ppm	ppm	ppm	ppm	ppm	ppm
#1	-0.00130	-0.00108	-0.00116	-0.00503	0.21294	0.00550	-0.02324	-0.00059	-0.00140
#2	-0.00053	-0.00137	-0.00108	-0.00503	0.20966	0.00550	-0.02654	-0.00059	0.00015
Mean	**-0.00091**	**-0.00122**	**-0.00112**	**-0.00503**	**0.21130**	**0.00550**	**-0.02489**	**-0.00059**	**-0.00062**
%RSD	59.96026	16.86837	5.49408	0.00000	1.09882	0.06343	9.39493	0.00000	175.73496

	Na	Ni	P	Pb I	Pb II	S	Sb	Se I	Se II
	ppm	ppm	ppm	ppm	ppm	ppm	ppm	ppm	ppm
#1	0.16600	-0.00158	-0.00068	-0.00335	0.00109	-0.00104	-0.00372	-0.00147	-0.00257
#2	0.16640	-0.00110	0.00027	-0.00143	0.00041	0.00238	-0.00330	-0.00340	0.00103
Mean	**0.16620**	**-0.00134**	**-0.00021**	**-0.00239**	**0.00075**	**0.00067**	**-0.00351**	**-0.00244**	**-0.00077**
%RSD	0.17268	25.28379	325.08249	56.87662	64.71234	360.05357	8.59142	55.95660	330.83238

	Si	Sn	Sr	Th	Ti	Tl	U	V	Zn
	ppm	ppm	ppm	ppm	ppm	ppm	ppm	ppm	ppm
#1	0.00729	-0.00315	-0.00107	0.02060	-0.00096	0.00098	-0.02616	-0.00080	-0.00087
#2	0.00741	0.00066	-0.00107	0.01827	-0.00070	0.00390	-0.02131	-0.00115	-0.00151
Mean	**0.00735**	**-0.00125**	**-0.00107**	**0.01944**	**-0.00083**	**0.00244**	**-0.02373**	**-0.00097**	**-0.00119**
%RSD	1.15495	215.80357	0.00000	8.47274	22.65572	84.64058	14.44554	25.30487	38.13096

	Zr	Pb	Se
	ppm	calc	calc
#1	-0.00163	-0.00039	-0.00220
#2	-0.00150	-0.00021	-0.00045
Mean	**-0.00157**	**-0.00030**	**-0.00132**
%RSD	6.12578	43.76132	93.78802

Method : Paragon File : 080922A Printed : 9/22/2008 17:44:50
SampleId1 : IP080919-1MB SampleId2 : [SAMPLE]
Analysis commenced : 9/22/2008 10:45:57
Dilution ratio : 1.00000 to 1.00000 Tray : Position : TUBE1

Final concentrations

	Ag	Al	As	B	Ba	Be	Bi	Ca	Cd
	ppm	ppm	ppm	ppm	ppm	ppm	ppm	ppm	ppm
#1	-0.00140	0.04546	0.00202	0.00082	-0.00037	0.00014	-0.00124	0.04294	-0.00086
#2	-0.00080	0.05290	-0.00622	0.00073	-0.00034	0.00016	-0.00378	0.04215	-0.00030
Mean	**-0.00110**	**0.04918**	**-0.00210**	**0.00078**	**-0.00036**	**0.00015**	**-0.00251**	**0.04254**	**-0.00058**
%RSD	38.92648	10.69377	277.87022	8.95884	5.36794	7.66816	71.58128	1.31275	67.36721

	Co	Cr	Cu	Fe	K	Li	Mg	Mn	Mo
	ppm	ppm	ppm	ppm	ppm	ppm	ppm	ppm	ppm
#1	-0.00100	0.00199	-0.00018	0.02467	0.21987	0.00561	-0.01883	-0.00027	-0.00121
#2	-0.00154	0.00172	-0.00027	0.02538	0.21951	0.00562	-0.01773	-0.00027	-0.00112
Mean	**-0.00127**	**0.00186**	**-0.00022**	**0.02503**	**0.21969**	**0.00561**	**-0.01828**	**-0.00027**	**-0.00116**
%RSD	29.82944	9.99417	28.89133	1.98649	0.11743	0.06215	4.26498	0.00000	5.70748

	Na	Ni	P	Pb I	Pb II	S	Sb	Se I	Se II
	ppm	ppm	ppm	ppm	ppm	ppm	ppm	ppm	ppm
#1	0.25330	-0.00012	0.07385	-0.00485	0.00149	0.01264	-0.00323	-0.01330	0.00176
#2	0.25297	0.00010	0.07922	-0.00758	0.00028	0.00580	-0.00137	-0.00913	-0.00134
Mean	**0.25313**	**-0.00001**	**0.07654**	**-0.00621**	**0.00088**	**0.00922**	**-0.00230**	**-0.01122**	**0.00021**
%RSD	0.09078	1188.73897	4.96079	31.06685	96.88416	52.44853	57.35685	26.28842	1050.29379

	Si	Sn	Sr	Th	Ti	Tl	U	V	Zn

	ppm	ppm	ppm	ppm	ppm	ppm	ppm	ppm	ppm
#1	0.04096	-0.00447	-0.00062	0.01858	-0.00054	-0.01409	-0.02254	-0.00089	0.00835
#2	0.03739	0.00241	-0.00062	0.02173	-0.00074	-0.00416	-0.01891	-0.00089	0.00942
Mean	**0.03918**	**-0.00103**	**-0.00062**	**0.02015**	**-0.00064**	**-0.00912**	**-0.02072**	**-0.00089**	**0.00888**
%RSD	6.44023	473.42454	0.00000	11.04785	22.54649	76.90519	12.40603	0.01368	8.53238

	Zr	**Pb**	**Se**
	ppm	calc	calc
#1	-0.00112	-0.00062	-0.00326
#2	-0.00136	-0.00234	-0.00393
Mean	**-0.00124**	**-0.00148**	**-0.00360**
%RSD	13.42294	82.09995	13.29783

Method : Paragon File : 080922A Printed : 9/22/2008 17:44:50
SampleId1 : IP080919-1LCS SampleId2 : [SAMPLE]
Analysis commenced : 9/22/2008 10:47:53
Dilution ratio : 1.00000 to 1.00000 Tray : Position : TUBE2

Final concentrations

	Ag	**Al**	**As**	**B**	**Ba**	**Be**	**Bi**	**Ca**	**Cd**
	ppm	ppm	ppm	ppm	ppm	ppm	ppm	ppm	ppm
#1	-0.00067	0.27293	-0.00138	0.00063	0.20965	0.00515	0.00073	0.09691	0.00467
#2	-0.00086	0.27167	0.00060	0.00082	0.21044	0.00515	-0.00460	0.09612	0.00497
Mean	**-0.00076**	**0.27230**	**-0.00039**	**0.00073**	**0.21005**	**0.00515**	**-0.00193**	**0.09651**	**0.00482**
%RSD	17.82636	0.32698	355.02661	19.12951	0.26388	0.00394	195.12192	0.57868	4.38585

	Co	**Cr**	**Cu**	**Fe**	**K**	**Li**	**Mg**	**Mn**	**Mo**
	ppm	ppm	ppm	ppm	ppm	ppm	ppm	ppm	ppm
#1	0.04865	0.00160	0.02653	0.28856	0.22169	0.00558	-0.01442	0.01562	-0.00173
#2	0.04907	0.00196	0.02618	0.28918	0.21403	0.00557	-0.01405	0.01562	-0.00135
Mean	**0.04886**	**0.00178**	**0.02635**	**0.28887**	**0.21786**	**0.00557**	**-0.01423**	**0.01562**	**-0.00154**
%RSD	0.60641	14.09450	0.93946	0.15085	2.48664	0.15651	1.82535	0.00000	17.25797

	Na	**Ni**	**P**	**Pb I**	**Pb II**	**S**	**Sb**	**Se I**	**Se II**
	ppm	ppm	ppm	ppm	ppm	ppm	ppm	ppm	ppm
#1	0.25403	0.04233	0.07828	-0.00201	0.00315	0.01606	-0.00251	-0.00082	0.00598
#2	0.25358	0.04231	0.07196	-0.00017	0.00292	0.00580	-0.00158	-0.00032	-0.00135
Mean	**0.25380**	**0.04232**	**0.07512**	**-0.00109**	**0.00304**	**0.01093**	**-0.00204**	**-0.00057**	**0.00231**
%RSD	0.12449	0.03088	5.94663	118.90433	5.31612	66.36629	32.23212	62.62387	224.22676

	Si	**Sn**	**Sr**	**Th**	**Ti**	**Tl**	**U**	**V**	**Zn**
	ppm	ppm	ppm	ppm	ppm	ppm	ppm	ppm	ppm
#1	0.04500	-0.00549	-0.00049	0.01537	-0.00072	0.00180	-0.01060	0.05087	0.02571
#2	0.04761	-0.00739	-0.00050	0.01525	-0.00081	0.00102	-0.02575	0.05068	0.02550
Mean	**0.04630**	**-0.00644**	**-0.00050**	**0.01531**	**-0.00076**	**0.00141**	**-0.01818**	**0.05078**	**0.02561**
%RSD	3.98021	20.88178	2.22392	0.56596	9.03043	39.33152	58.94648	0.26390	0.59204

	Zr	**Pb**	**Se**
	ppm	calc	calc

#1	-0.00103	0.00143	0.00372**NCH**
#2	-0.00069	0.00189	-0.00101
Mean	**-0.00086**	**0.00166**	**0.00135**
%RSD	27.44674	19.51311	246.94029

Method : Paragon File : 080922A Printed : 9/22/2008 17:44:50
SampleId1 : IP080919-1LCSD SampleId2 : [SAMPLE]
Analysis commenced : 9/22/2008 10:49:49
Dilution ratio : 1.00000 to 1.00000 Tray : Position : TUBE3

Final concentrations

	Ag	**Al**	**As**	**B**	**Ba**	**Be**	**Bi**	**Ca**	**Cd**
	ppm	ppm	ppm	ppm	ppm	ppm	ppm	ppm	ppm
#1	-0.00059	0.25331	0.00796	-0.00026	0.20822	0.00508	-0.00351	0.07821	0.00476
#2	-0.00026	0.25489	0.00444	0.00033	0.20825	0.00505	-0.00653	0.07584	0.00493
Mean	**-0.00043**	**0.25410**	**0.00620**	**0.00004**	**0.20823**	**0.00507**	**-0.00502**	**0.07703**	**0.00485**
%RSD	54.18109	0.43861	40.10788	1080.03364	0.00918	0.45686	42.60344	2.17508	2.59300

	Co	**Cr**	**Cu**	**Fe**	**K**	**Li**	**Mg**	**Mn**	**Mo**
	ppm	ppm	ppm	ppm	ppm	ppm	ppm	ppm	ppm
#1	0.04931	0.00219	0.02654	0.32378	0.23355	0.00558	-0.01626	0.01524	0.00015
#2	0.04835	0.00233	0.02644	0.32255	0.22808	0.00557	-0.01626	0.01524	-0.00130
Mean	**0.04883**	**0.00226**	**0.02649**	**0.32316**	**0.23082**	**0.00558**	**-0.01626**	**0.01524**	**-0.00058**
%RSD	1.38292	4.31736	0.25817	0.26975	1.67653	0.12513	0.00000	0.00000	178.52963

	Na	**Ni**	**P**	**Pb I**	**Pb II**	**S**	**Sb**	**Se I**	**Se II**
	ppm	ppm	ppm	ppm	ppm	ppm	ppm	ppm	ppm
#1	0.25699	0.04318	0.08459	0.00310	0.00440	0.01606	-0.00239	0.00154	0.00628
#2	0.25720	0.04172	0.08207	0.00005	0.00637	0.01264	-0.00210	-0.00246	0.00059
Mean	**0.25709**	**0.04245**	**0.08333**	**0.00158**	**0.00539**	**0.01435**	**-0.00224**	**-0.00046**	**0.00344**
%RSD	0.05586	2.43202	2.14429	137.09213	25.77300	16.85042	9.41739	618.02593	117.09981

	Si	**Sn**	**Sr**	**Th**	**Ti**	**Tl**	**U**	**V**	**Zn**
	ppm	ppm	ppm	ppm	ppm	ppm	ppm	ppm	ppm
#1	0.04416	-0.00637	-0.00047	0.01996	-0.00058	0.00123	-0.02153	0.05044	0.02421
#2	0.04377	-0.00227	-0.00046	0.02092	-0.00049	0.00648	-0.00881	0.05012	0.02421
Mean	**0.04396**	**-0.00432**	**-0.00047**	**0.02044**	**-0.00054**	**0.00385**	**-0.01517**	**0.05028**	**0.02421**
%RSD	0.63446	67.06664	1.17673	3.32244	11.66207	96.44363	59.33264	0.44495	0.00000

	Zr	**Pb**	**Se**
	ppm	calc	calc
#1	-0.00114	0.00397	0.00470
#2	-0.00128	0.00426	-0.00043
Mean	**-0.00121**	**0.00412**	**0.00214**
%RSD	8.53343	5.01362	169.53917

Method : Paragon File : 080922A Printed : 9/22/2008 17:44:50
SampleId1 : 0809142-1 SampleId2 : [SAMPLE]
Analysis commenced : 9/22/2008 10:51:44

Dilution ratio : 1.00000 to 1.00000 Tray : Position : TUBE4

Final concentrations

	Ag	Al	As	B	Ba	Be	Bi	Ca	Cd
	ppm	ppm	ppm	ppm	ppm	ppm	ppm	ppm	ppm
#1	0.00034	1.97571	0.01071	0.00972	0.02609	0.00011	-0.00596	2.70230	0.00142
#2	-0.00060	1.97213	0.01016	0.00942	0.02603	0.00006	-0.00342	2.69808	0.00146
Mean	**-0.00013**	**1.97392**	**0.01044**	**0.00957**	**0.02606**	**0.00008**	**-0.00469**	**2.70019**	**0.00144**
%RSD	500.53786	0.12799	3.72478	2.17807	0.14651	42.54872	38.29346	0.11060	2.30720

	Co	Cr	Cu	Fe	K	Li	Mg	Mn	Mo
	ppm	ppm	ppm	ppm	ppm	ppm	ppm	ppm	ppm
#1	0.00004	0.02707	0.43137	4.20486	0.52327	0.00630	0.33247	0.05724	0.00142
#2	-0.00026	0.02724	0.42967	4.19366	0.52510	0.00630	0.32659	0.05711	0.00165
Mean	**-0.00011**	**0.02716**	**0.43052**	**4.19926**	**0.52419**	**0.00630**	**0.32953**	**0.05717**	**0.00154**
%RSD	195.94309	0.45622	0.27875	0.18855	0.24614	0.05536	1.26166	0.15669	10.80483

	Na	Ni	P	Pb I	Pb II	S	Sb	Se I	Se II
	ppm	ppm	ppm	ppm	ppm	ppm	ppm	ppm	ppm
#1	0.77930	0.01708	0.17210	0.02567	0.03129	1.12801	0.00663	-0.00192	0.00591
#2	0.77551	0.01720	0.15946	0.02515	0.03244	1.14854	0.00787	-0.00214	0.00210
Mean	**0.77740**	**0.01714**	**0.16578**	**0.02541**	**0.03186**	**1.13828**	**0.00725**	**-0.00203**	**0.00400**
%RSD	0.34527	0.45752	5.39054	1.42786	2.55105	1.27559	12.10720	7.84941	67.38728

	Si	Sn	Sr	Th	Ti	Tl	U	V	Zn
	ppm	ppm	ppm	ppm	ppm	ppm	ppm	ppm	ppm
#1	0.39894	0.00530	0.00763	0.02231	0.03079	-0.01080	-0.01448	0.00102	0.58684
#2	0.39796	0.00018	0.00760	0.01924	0.03084	-0.01245	-0.01750	0.00133	0.58512
Mean	**0.39845**	**0.00274**	**0.00762**	**0.02077**	**0.03081**	**-0.01163**	**-0.01599**	**0.00118**	**0.58598**
%RSD	0.17361	132.13556	0.21716	10.44819	0.12224	10.08607	13.36692	18.85843	0.20701

	Zr	Pb	Se
	ppm	calc	calc
#1	0.00078	0.02942	0.00330
#2	0.00090	0.03001	0.00068
Mean	**0.00084**	**0.02971**	**0.00199**
%RSD	10.43990	1.41800	92.88231

Method : Paragon File : 080922A Printed : 9/22/2008 17:44:51
SampleId1 : 0809142-2 SampleId2 : [SAMPLE]
Analysis commenced : 9/22/2008 10:53:40
Dilution ratio : 1.00000 to 1.00000 Tray : Position : TUBE5

Final concentrations

	Ag	Al	As	B	Ba	Be	Bi	Ca	Cd
	ppm	ppm	ppm	ppm	ppm	ppm	ppm	ppm	ppm
#1	-0.00014	0.08598	0.00389	-0.00040	0.00049	-0.00001	0.00083	0.68234	0.00004
#2	-0.00033	0.09075	-0.00094	0.00063	0.00055	-0.00004	-0.00559	0.68076	0.00006

Mean	**-0.00023**	**0.08836**	**0.00148**	**0.00011**	**0.00052**	**-0.00002**	**-0.00238**	**0.68155**	**0.00005**
%RSD	58.75096	3.82034	231.92773	649.67447	7.31722	105.73852	190.72662	0.16399	22.76709

	Co	**Cr**	**Cu**	**Fe**	**K**	**Li**	**Mg**	**Mn**	**Mo**
	ppm	ppm	ppm	ppm	ppm	ppm	ppm	ppm	ppm
#1	-0.00142	0.01254	0.00555	0.13088	0.26456	0.00553	-0.00045	0.00195	-0.00102
#2	-0.00112	0.01275	0.00565	0.13009	0.25745	0.00550	0.00101	0.00195	-0.00065
Mean	**-0.00127**	**0.01264**	**0.00560**	**0.13048**	**0.26101**	**0.00552**	**0.00028**	**0.00195**	**-0.00083**
%RSD	16.57966	1.15435	1.18334	0.42894	1.92744	0.34787	371.20796	0.00000	31.81898

	Na	**Ni**	**P**	**Pb I**	**Pb II**	**S**	**Sb**	**Se I**	**Se II**
	ppm	ppm	ppm	ppm	ppm	ppm	ppm	ppm	ppm
#1	0.30494	0.00646	0.05206	0.00168	0.00237	0.06737	0.00300	0.00456	-0.00629
#2	0.30498	0.00555	0.04543	-0.00297	0.00124	0.06053	-0.00114	-0.00363	0.00257
Mean	**0.30496**	**0.00600**	**0.04874**	**-0.00064**	**0.00180**	**0.06395**	**0.00093**	**0.00046**	**-0.00186**
%RSD	0.00942	10.66793	9.62144	512.72220	44.47358	7.56422	314.02859	1249.28984	336.67833

	Si	**Sn**	**Sr**	**Th**	**Ti**	**Tl**	**U**	**V**	**Zn**
	ppm	ppm	ppm	ppm	ppm	ppm	ppm	ppm	ppm
#1	0.03836	0.00402	0.00000	0.00932	-0.00021	-0.00178	-0.00867	-0.00026	0.03922
#2	0.03345	0.00066	0.00000	0.01727	-0.00009	-0.00325	-0.01595	-0.00035	0.03793
Mean	**0.03591**	**0.00234**	**0.00000**	**0.01329**	**-0.00015**	**-0.00252**	**-0.01231**	**-0.00031**	**0.03858**
%RSD	9.65944	101.80246	779.54192	42.30216	53.65278	41.10930	41.77098	21.92870	2.35787

	Zr	**Pb**	**Se**
	ppm	calc	calc
#1	0.00045	0.00214	-0.00268
#2	-0.00029	-0.00016	0.00050
Mean	**0.00008**	**0.00099**	**-0.00109**
%RSD	637.16703	164.80050	206.97026

Method : Paragon File : 080922A Printed : 9/22/2008 17:44:51
SampleId1 : 0809142-3 **SampleId2 :** **[SAMPLE]**
Analysis commenced : 9/22/2008 10:55:35
Dilution ratio : 1.00000 to 1.00000 Tray : Position : TUBE6

Final concentrations

	Ag	**Al**	**As**	**B**	**Ba**	**Be**	**Bi**	**Ca**	**Cd**
	ppm	ppm	ppm	ppm	ppm	ppm	ppm	ppm	ppm
#1	-0.00021	0.11480	-0.00479	0.00107	0.00098	-0.00006	-0.00013	0.58461	-0.00013
#2	-0.00047	0.11334	-0.00567	0.00009	0.00076	0.00001	-0.00534	0.57750	0.00001
Mean	**-0.00034**	**0.11407**	**-0.00523**	**0.00058**	**0.00087**	**-0.00002**	**-0.00274**	**0.58105**	**-0.00006**
%RSD	54.48789	0.90908	11.88816	119.99447	17.49877	212.63878	134.59033	0.86548	159.64968

	Co	**Cr**	**Cu**	**Fe**	**K**	**Li**	**Mg**	**Mn**	**Mo**
	ppm	ppm	ppm	ppm	ppm	ppm	ppm	ppm	ppm
#1	-0.00059	0.01065	0.00868	0.19236	0.29740	0.00555	0.00836	0.00245	-0.00135
#2	-0.00100	0.00999	0.00896	0.19122	0.27752	0.00552	0.00248	0.00233	-0.00112
Mean	**-0.00079**	**0.01032**	**0.00882**	**0.19179**	**0.28746**	**0.00553**	**0.00542**	**0.00239**	**-0.00123**

%RSD	37.21594	4.52215	2.19906	0.42169	4.89136	0.44126	76.64104	3.74572	13.45423

	Na	**Ni**	**P**	**Pb I**	**Pb II**	**S**	**Sb**	**Se I**	**Se II**
	ppm	ppm	ppm	ppm	ppm	ppm	ppm	ppm	ppm
#1	0.31941	0.00559	0.05743	0.00319	0.00230	0.06053	0.00105	-0.00622	-0.00779
#2	0.32050	0.00492	0.05996	-0.00184	0.00271	0.06053	0.00353	-0.00965	-0.00433
Mean	**0.31996**	**0.00525**	**0.05869**	**0.00068**	**0.00250**	**0.06053**	**0.00229**	**-0.00794**	**-0.00606**
%RSD	0.24253	8.95424	3.04412	525.54375	11.70749	0.00000	76.82501	30.56527	40.33879

	Si	**Sn**	**Sr**	**Th**	**Ti**	**Tl**	**U**	**V**	**Zn**
	ppm	ppm	ppm	ppm	ppm	ppm	ppm	ppm	ppm
#1	0.03883	-0.00344	-0.00003	0.01548	-0.00008	-0.00351	0.00098	-0.00009	0.03257
#2	0.03885	0.00183	-0.00006	0.01727	-0.00013	-0.01052	-0.00872	-0.00037	0.03193
Mean	**0.03884**	**-0.00081**	**-0.00004**	**0.01638**	**-0.00010**	**-0.00701**	**-0.00387**	**-0.00023**	**0.03225**
%RSD	0.02904	460.79731	50.59155	7.72473	36.47039	70.66789	177.28137	88.22047	1.41012

	Zr	**Pb**	**Se**
	ppm	calc	calc
#1	-0.00019	0.00260	-0.00727
#2	-0.00062	0.00120	-0.00610
Mean	**-0.00040**	**0.00190**	**-0.00669**
%RSD	75.59642	52.16064	12.30301

Method : Paragon File : 080922A Printed : 9/22/2008 17:44:51
SampleId1 : CRI **SampleId2 :** **[FLEXQC]**
Analysis commenced : 9/22/2008 10:57:38
Dilution ratio : 1.00000 to 1.00000 Tray : Position : STD3

Final concentrations

	Ag	**Al**	**As**	**B**	**Ba**	**Be**	**Bi**	**Ca**	**Cd**
	ppm	ppm	ppm	ppm	ppm	ppm	ppm	ppm	ppm
#1	0.01966	0.56823	0.01159	0.42770	0.41591	0.01033	0.05229	5.68524	0.01033
#2	0.01919	0.56197	0.00598	0.43168	0.41759	0.01038	0.05423	5.65479	0.01036
Mean	**0.01943**	**0.56510**	**0.00879**	**0.42969**	**0.41675**	**0.01036**	**0.05326**	**5.67001**	**0.01034**
%RSD	1.71019	0.78243	45.12446	0.65382	0.28470	0.34733	2.56915	0.37972	0.20025

	Co	**Cr**	**Cu**	**Fe**	**K**	**Li**	**Mg**	**Mn**	**Mo**
	ppm	ppm	ppm	ppm	ppm	ppm	ppm	ppm	ppm
#1	0.10098	0.02045	0.05196	0.20741	4.42578	0.02121	5.30700	0.03044	0.02076
#2	0.10051	0.02051	0.05223	0.20741	4.44483	0.02131	5.31656	0.03038	0.02001
Mean	**0.10074**	**0.02048**	**0.05210**	**0.20741**	**4.43531**	**0.02126**	**5.31178**	**0.03041**	**0.02039**
%RSD	0.33300	0.20541	0.36723	0.00000	0.30366	0.33597	0.12732	0.14725	2.60548

	Na	**Ni**	**P**	**Pb I**	**Pb II**	**S**	**Sb**	**Se I**	**Se II**
	ppm	ppm	ppm	ppm	ppm	ppm	ppm	ppm	ppm
#1	4.51668	0.08356	0.20338	0.00920	0.00635	0.22130	0.12523	0.01156	0.01283
#2	4.54626	0.08379	0.19833	0.00398	0.00487	0.20420	0.12749	0.00502	0.00844
Mean	**4.53147**	**0.08368**	**0.20085**	**0.00659**	**0.00561**	**0.21275**	**0.12636**	**0.00829**	**0.01064**
%RSD	0.46154	0.18741	1.77991	56.00538	18.71182	5.68477	1.26618	55.85956	29.17816

ted: 9/22/2008 17:45:40 User: ROY FRENCH

	Si	Sn	Sr	Th	Ti	Tl	U	V	Zn
	ppm	ppm	ppm	ppm	ppm	ppm	ppm	ppm	ppm
#1	0.10548	0.10555	0.02309	0.10992	0.02069	0.02397	0.19490	0.10558	0.04201
#2	0.10941	0.10160	0.02314	0.10962	0.02049	0.01628	0.19187	0.10489	0.04265
Mean	**0.10745**	**0.10357**	**0.02312**	**0.10977**	**0.02059**	**0.02013**	**0.19339**	**0.10523**	**0.04233**
%RSD	2.59050	2.69659	0.16699	0.19155	0.70131	27.00376	1.10790	0.46700	1.07444

	Zr	Pb	Se
	ppm	calc	calc
#1	0.04970	0.00730	0.01241
#2	0.04988	0.00457	0.00730
Mean	**0.04979**	**0.00593**	**0.00986**
%RSD	0.26602	32.49810	36.65141

Method : Paragon File : 080922A Printed : 9/22/2008 17:44:52
SampleId1 : ICSA SampleId2 : [FLEXQC]
Analysis commenced : 9/22/2008 10:59:54
Dilution ratio : 1.00000 to 1.00000 Tray : Position : STD4

Final concentrations

	Ag	Al	As	B	Ba	Be	Bi	Ca	Cd
	ppm	ppm	ppm	ppm	ppm	ppm	ppm	ppm	ppm
#1	-0.00013	254.13675	-0.00292	-0.00419	-0.00056	0.00068	0.00313	254.79508	0.00001
#2	-0.00054	254.71626	-0.00094	-0.00512	-0.00053	0.00071	-0.00050	254.66163	0.00005
Mean	**-0.00034**	**254.42650**	**-0.00193**	**-0.00465**	**-0.00054**	**0.00070**	**0.00132**	**254.72836**	**0.00003**
%RSD	86.59513	0.16106	72.37976	14.18491	3.50525	3.42022	194.52527	0.03705	115.33031

	Co	Cr	Cu	Fe	K	Li	Mg	Mn	Mo
	ppm	ppm	ppm	ppm	ppm	ppm	ppm	ppm	ppm
#1	0.00264	-0.00095	-0.00507	100.33265	0.17518	0.00571	258.49647	0.00334	0.00057
#2	0.00228	-0.00090	-0.00489	100.36101	0.16734	0.00569	259.03348	0.00340	-0.00224
Mean	**0.00246**	**-0.00093**	**-0.00498**	**100.34683**	**0.17126**	**0.00570**	**258.76498**	**0.00337**	**-0.00083**
%RSD	10.28336	4.12041	2.48796	0.01999	3.23853	0.18354	0.14674	1.32777	238.64204

	Na	Ni	P	Pb I	Pb II	S	Sb	Se I	Se II
	ppm	ppm	ppm	ppm	ppm	ppm	ppm	ppm	ppm
#1	0.17481	0.00001	0.00279	-0.00568	0.00051	0.02632	0.00239	-0.01083	-0.00605
#2	0.17485	0.00010	0.02364	-0.00092	0.00097	0.01264	0.00164	0.01112	-0.00452
Mean	**0.17483**	**0.00005**	**0.01322**	**-0.00330**	**0.00074**	**0.01948**	**0.00202**	**0.00015**	**-0.00529**
%RSD	0.01642	126.89468	111.52278	102.00344	44.10623	49.65319	26.08048	10449.13003	20.38539

	Si	Sn	Sr	Th	Ti	Tl	U	V	Zn
	ppm	ppm	ppm	ppm	ppm	ppm	ppm	ppm	ppm
#1	0.00445	0.00051	0.00044	0.00347	-0.00101	0.00446	0.06673	-0.00240	0.00449
#2	0.00788	0.00124	0.00044	-0.00832	-0.00124	-0.00010	0.07399	-0.00268	0.00449
Mean	**0.00617**	**0.00088**	**0.00044**	**-0.00242**	**-0.00112**	**0.00218**	**0.07036**	**-0.00254**	**0.00449**
%RSD	39.23448	59.10637	0.00000	343.59349	14.51819	147.96337	7.28921	7.73859	0.00000

	Zr	Pb	SeNCH
	ppm	calc	calc
#1	0.00263	-0.00155	-0.00764
#2	0.00331	0.00034	0.00069
Mean	**0.00297**	**-0.00060**	**-0.00348**
%RSD	16.18002	221.65336	169.32719

Method : Paragon File : 080922A Printed : 9/22/2008 17:44:52
SampleId1 : ICSAB SampleId2 : [FLEXQC]
Analysis commenced : 9/22/2008 11:02:09
Dilution ratio : 1.00000 to 1.00000 Tray : Position : STD5

Final concentrations

	Ag	Al	As	B	Ba	Be	Bi	Ca	Cd
	ppm	ppm	ppm	ppm	ppm	ppm	ppm	ppm	ppm
#1	0.19810	254.87840	0.08578	1.02033	0.49896	0.45575	0.53073	253.91243	0.98403
#2	0.19791	254.69143	0.09138	1.01622	0.49896	0.45474	0.52686	253.20902	0.98055
Mean	**0.19800**	**254.78492**	**0.08858**	**1.01828**	**0.49896**	**0.45524**	**0.52880**	**253.56073**	**0.98229**
%RSD	0.06843	0.05189	4.47298	0.28550	0.00000	0.15711	0.51730	0.19616	0.25047

	Co	Cr	Cu	Fe	K	Li	Mg	Mn	Mo
	ppm	ppm	ppm	ppm	ppm	ppm	ppm	ppm	ppm
#1	0.47202	0.44275	0.53602	99.78709	0.16679	1.09723	258.56645	0.46245	0.95834
#2	0.47185	0.44143	0.53442	99.52912	0.16569	1.09692	258.03644	0.46156	0.95520
Mean	**0.47194**	**0.44209**	**0.53522**	**99.65811**	**0.16624**	**1.09707**	**258.30145**	**0.46200**	**0.95677**
%RSD	0.02632	0.21124	0.21131	0.18304	0.46552	0.01968	0.14509	0.13615	0.23223

	Na	Ni	P	Pb I	Pb II	S	Sb	Se I	Se II
	ppm	ppm	ppm	ppm	ppm	ppm	ppm	ppm	ppm
#1	0.17972	0.92120	1.00392	0.03620	0.05438	0.99454	0.60790	0.05537	0.05008
#2	0.17992	0.92170	1.00107	0.03614	0.05297	0.99797	0.60687	0.04079	0.04104
Mean	**0.17982**	**0.92145**	**1.00250**	**0.03617**	**0.05367**	**0.99626**	**0.60738**	**0.04808**	**0.04556**
%RSD	0.07981	0.03821	0.20113	0.12693	1.86723	0.24289	0.12018	21.43311	14.03596

	Si	Sn	Sr	Th	Ti	Tl	U	V	Zn
	ppm	ppm	ppm	ppm	ppm	ppm	ppm	ppm	ppm
#1	0.92064	0.99471	0.95438	0.62747	0.94277	0.09418	9.83942	0.47747	0.89565
#2	0.91907	0.98903	0.95515	0.62750	0.94147	0.10584	9.82333	0.47687	0.89458
Mean	**0.91986**	**0.99187**	**0.95476**	**0.62749**	**0.94212**	**0.10001**	**9.83138**	**0.47717**	**0.89511**
%RSD	0.12129	0.40519	0.05713	0.00293	0.09745	8.24499	0.11573	0.08864	0.08471

	Zr	Pb	Se
	ppm	calc	calc
#1	0.45524	0.04833	0.05184
#2	0.45565	0.04736	0.04096
Mean	**0.45544**	**0.04785**	**0.04640**
%RSD	0.06415	1.42914	16.58847

Method : Paragon File : 080922A Printed : 9/22/2008 17:44:52

SampleId1 : CCV **SampleId2 :** **[CV]**
Analysis commenced : 9/22/2008 11:04:23
Dilution ratio : 1.00000 to 1.00000 Tray : Position : STD6

Final concentrations

	Ag	**Al**	**As**	**B**	**Ba**	**Be**	**Bi**	**Ca**	**Cd**
	ppm	ppm	ppm	ppm	ppm	ppm	ppm	ppm	ppm
#1	0.20086	51.49603	0.48950	1.02997	0.98868	0.46853	0.52246	50.58933	0.49924
#2	0.20157	51.54277	0.48446	1.02758	0.99221	0.46879	0.52224	50.52739	0.49889
Mean	**0.20121**	**51.51940**	**0.48698**	**1.02878**	**0.99045**	**0.46866**	**0.52235**	**50.55836**	**0.49906**
%RSD	0.24919	0.06415	0.73128	0.16484	0.25204	0.03918	0.03078	0.08663	0.04872

	Co	**Cr**	**Cu**	**Fe**	**K**	**Li**	**Mg**	**Mn**	**Mo**
	ppm	ppm	ppm	ppm	ppm	ppm	ppm	ppm	ppm
#1	0.47730	0.95184	1.03360	19.74224	49.74286	0.54086	50.79229	0.94467	0.97550
#2	0.47712	0.95090	1.03625	19.73819	49.80428	0.54189	50.87212	0.94460	0.97705
Mean	**0.47721**	**0.95137**	**1.03493**	**19.74022**	**49.77357**	**0.54138**	**50.83221**	**0.94463**	**0.97628**
%RSD	0.02589	0.07004	0.18122	0.01451	0.08726	0.13455	0.11105	0.00477	0.11209

	Na	**Ni**	**P**	**Pb I**	**Pb II**	**S**	**Sb**	**Se I**	**Se II**
	ppm	ppm	ppm	ppm	ppm	ppm	ppm	ppm	ppm
#1	49.48682	0.96504	4.88118	0.99186	0.98876	4.87551	0.50291	1.02381	1.00826
#2	49.46847	0.96419	4.90975	0.99195	0.97986	4.93037	0.50262	1.03889	1.01751
Mean	**49.47764**	**0.96461**	**4.89546**	**0.99190**	**0.98431**	**4.90294**	**0.50276**	**1.03135**	**1.01289**
%RSD	0.02622	0.06218	0.41257	0.00581	0.63997	0.79119	0.04063	1.03367	0.64574

	Si	**Sn**	**Sr**	**Th**	**Ti**	**Tl**	**U**	**V**	**Zn**
	ppm	ppm	ppm	ppm	ppm	ppm	ppm	ppm	ppm
#1	4.68968	0.98227	0.48029	0.32143	0.48778	0.53013	4.93254	0.48880	0.93189
#2	4.69689	0.98766	0.48129	0.31732	0.48836	0.52666	4.96819	0.48978	0.93018
Mean	**4.69328**	**0.98496**	**0.48079**	**0.31937**	**0.48807**	**0.52839**	**4.95036**	**0.48929**	**0.93103**
%RSD	0.10861	0.38718	0.14709	0.90956	0.08467	0.46416	0.50928	0.14087	0.13031

	Zr	**Pb**	**Se**
	ppm	calc	calc
#1	0.95365	0.98980	1.01344
#2	0.95465	0.98388	1.02463
Mean	**0.95415**	**0.98684**	**1.01904**
%RSD	0.07413	0.42382	0.77648

Method : Paragon File : 080922A Printed : 9/22/2008 17:44:53
SampleId1 : CCB **SampleId2 :** **[CB]**
Analysis commenced : 9/22/2008 11:06:44
Dilution ratio : 1.00000 to 1.00000 Tray : Position : STD2

Final concentrations

Ag	**Al**	**As**	**B**	**Ba**	**Be**	**Bi**	**Ca**	**Cd**
ppm	ppm	ppm	ppm	ppm	ppm	ppm	ppm	ppm

#1	-0.00087	0.03395	-0.00149	-0.00124	-0.00059	-0.00004	-0.00560	-0.04288	-0.00058
#2	-0.00100	0.02983	-0.00369	-0.00109	-0.00056	-0.00007	-0.00051	-0.04552	-0.00034
Mean	**-0.00094**	**0.03189**	**-0.00259**	**-0.00117**	**-0.00057**	**-0.00005**	**-0.00305**	**-0.04420**	**-0.00046**
%RSD	9.67823	9.13483	59.96290	8.94532	3.33969	44.10805	117.63240	4.21130	36.08184

	Co	**Cr**	**Cu**	**Fe**	**K**	**Li**	**Mg**	**Mn**	**Mo**
	ppm	ppm	ppm	ppm	ppm	ppm	ppm	ppm	ppm
#1	-0.00100	-0.00088	-0.00144	-0.00222	0.12064	0.00509	-0.01699	-0.00059	-0.00154
#2	-0.00088	-0.00068	-0.00135	-0.00301	0.11754	0.00508	-0.01883	-0.00052	-0.00004
Mean	**-0.00094**	**-0.00078**	**-0.00139**	**-0.00261**	**0.11909**	**0.00509**	**-0.01791**	**-0.00055**	**-0.00079**
%RSD	8.91001	18.72017	4.76931	21.42059	1.84112	0.09868	7.25414	8.08653	134.86165

	Na	**Ni**	**P**	**Pb I**	**Pb II**	**S**	**Sb**	**Se I**	**Se II**
	ppm	ppm	ppm	ppm	ppm	ppm	ppm	ppm	ppm
#1	0.16283	-0.00133	0.00216	-0.00227	-0.00011	0.00238	-0.00249	-0.00019	0.00247
#2	0.16096	-0.00131	0.01069	-0.00186	-0.00019	-0.00446	-0.00186	-0.00035	0.00384
Mean	**0.16190**	**-0.00132**	**0.00643**	**-0.00207**	**-0.00015**	**-0.00104**	**-0.00217**	**-0.00027**	**0.00315**
%RSD	0.81542	0.99294	93.82993	13.90189	38.58803	465.79928	20.49017	40.90168	30.71506

	Si	**Sn**	**Sr**	**Th**	**Ti**	**Tl**	**U**	**V**	**Zn**
	ppm	ppm	ppm	ppm	ppm	ppm	ppm	ppm	ppm
#1	0.00395	0.00036	-0.00100	0.01267	-0.00092	-0.00076	-0.00919	-0.00102	-0.00109
#2	0.00335	-0.00139	-0.00100	0.01968	-0.00070	-0.00514	-0.01707	-0.00042	-0.00151
Mean	**0.00365**	**-0.00051**	**-0.00100**	**0.01617**	**-0.00081**	**-0.00295**	**-0.01313**	**-0.00072**	**-0.00130**
%RSD	11.59799	241.18506	0.00000	30.67093	19.39768	104.80628	42.43111	59.11587	23.32435

	Zr	**Pb**	**Se**
	ppm	calc	calc
#1	-0.00094	-0.00083	0.00158
#2	-0.00124	-0.00075	0.00244
Mean	**-0.00109**	**-0.00079**	**0.00201**
%RSD	18.91933	7.35992	30.25889

Method : Paragon File : 080922A Printed : 9/22/2008 17:44:53
SampleId1 : IP080918-1MB **SampleId2 :** **[SAMPLE]**
Analysis commenced : 9/22/2008 11:08:56
Dilution ratio : 1.00000 to 1.00000 Tray : Position : TUBE7

Final concentrations

	Ag	**Al**	**As**	**B**	**Ba**	**Be**	**Bi**	**Ca**	**Cd**
	ppm	ppm	ppm	ppm	ppm	ppm	ppm	ppm	ppm
#1	0.00027	0.05175	0.00268	-0.00232	-0.00056	0.00009	-0.00112	-0.02051	-0.00034
#2	-0.00061	0.04535	-0.00215	-0.00148	-0.00056	0.00008	-0.00208	-0.01998	-0.00022
Mean	**-0.00017**	**0.04855**	**0.00027**	**-0.00190**	**-0.00056**	**0.00009**	**-0.00160**	**-0.02024**	**-0.00028**
%RSD	369.72304	9.32088	1288.44887	31.05013	0.00000	13.79733	42.76818	1.83893	30.97243

	Co	**Cr**	**Cu**	**Fe**	**K**	**Li**	**Mg**	**Mn**	**Mo**
	ppm	ppm	ppm	ppm	ppm	ppm	ppm	ppm	ppm
#1	-0.00017	0.00021	-0.00073	0.00165	0.14873	0.00499	-0.02030	-0.00046	-0.00149

#2	0.00019	0.00010	-0.00091	0.00244	0.14362	0.00498	-0.01883	-0.00033	-0.00013
Mean	**0.00001**	**0.00015**	**-0.00082**	**0.00205**	**0.14618**	**0.00498**	**-0.01956**	**-0.00040**	**-0.00081**
%RSD	2342.60823	54.06071	15.76718	27.32423	2.47058	0.06715	5.31278	22.64827	118.68161

	Na	**Ni**	**P**	**Pb I**	**Pb II**	**S**	**Sb**	**Se I**	**Se II**
	ppm	ppm	ppm	ppm	ppm	ppm	ppm	ppm	ppm
#1	0.16823	-0.00053	0.03564	0.00346	-0.00391	-0.00104	0.00030	-0.00934	0.00052
#2	0.16823	-0.00129	0.02806	0.00184	-0.00534	0.00922	-0.00083	-0.00770	-0.00423
Mean	**0.16823**	**-0.00091**	**0.03185**	**0.00265**	**-0.00463**	**0.00409**	**-0.00027**	**-0.00852**	**-0.00185**
%RSD	0.00000	58.90909	16.82884	43.16367	21.82255	177.31013	299.43923	13.62134	181.48829

	Si	**Sn**	**Sr**	**Th**	**Ti**	**Tl**	**U**	**V**	**Zn**
	ppm	ppm	ppm	ppm	ppm	ppm	ppm	ppm	ppm
#1	0.01304	0.00505	-0.00102	0.01321	-0.00070	0.00070	-0.00677	-0.00054	-0.00001
#2	0.01857	0.01207	-0.00102	0.01311	-0.00069	0.00235	-0.00192	-0.00042	-0.00023
Mean	**0.01580**	**0.00856**	**-0.00102**	**0.01316**	**-0.00069**	**0.00153**	**-0.00434**	**-0.00048**	**-0.00012**
%RSD	24.74426	58.03754	0.00000	0.53200	0.90500	76.75191	78.90843	18.65676	125.54083

	Zr	**Pb**	**Se**
	ppm	calc	calc
#1	-0.00091	-0.00146	-0.00276
#2	-0.00080	-0.00295	-0.00538
Mean	**-0.00085**	**-0.00221**	**-0.00407**
%RSD	9.33593	47.79459	45.54517

Method : Paragon File : 080922A Printed : 9/22/2008 17:44:53
SampleId1 : IP080918-1LCS **SampleId2 :** **[SAMPLE]**
Analysis commenced : 9/22/2008 11:10:51
Dilution ratio : 1.00000 to 1.00000 Tray : Position : TUBE8

Final concentrations

	Ag	**Al**	**As**	**B**	**Ba**	**Be**	**Bi**	**Ca**	**Cd**
	ppm	ppm	ppm	ppm	ppm	ppm	ppm	ppm	ppm
#1	0.09784	2.07379	1.87578	0.97868	1.95891	0.04789	-0.00424	40.49815	0.05016
#2	0.09806	2.11693	1.90886	0.99331	1.99885	0.04814	0.00025	40.68526	0.05014
Mean	**0.09795**	**2.09536**	**1.89232**	**0.98600**	**1.97888**	**0.04802**	**-0.00200**	**40.59170**	**0.05015**
%RSD	0.15557	1.45597	1.23619	1.04965	1.42703	0.37997	159.16896	0.32596	0.03446

	Co	**Cr**	**Cu**	**Fe**	**K**	**Li**	**Mg**	**Mn**	**Mo**
	ppm	ppm	ppm	ppm	ppm	ppm	ppm	ppm	ppm
#1	0.47599	0.19301	0.25709	0.96569	38.48398	0.47639	40.19180	0.47312	0.96218
#2	0.47758	0.19336	0.26166	0.97471	39.16816	0.48666	40.57491	0.47700	0.97358
Mean	**0.47678**	**0.19318**	**0.25938**	**0.97020**	**38.82607**	**0.48152**	**40.38335**	**0.47506**	**0.96788**
%RSD	0.23530	0.12903	1.24604	0.65744	1.24603	1.50772	0.67081	0.57699	0.83257

	Na	**Ni**	**P**	**Pb I**	**Pb II**	**S**	**Sb**	**Se I**	**Se II**
	ppm	ppm	ppm	ppm	ppm	ppm	ppm	ppm	ppm
#1	37.70720	0.49583	0.01953	0.49161	0.48776	0.00580	0.49990	1.91177	1.87009
#2	38.39523	0.49825	0.02111	0.49361	0.49375	0.00580	0.50355	1.91015	1.86713

Mean	**38.05121**	**0.49704**	**0.02032**	**0.49261**	**0.49076**	**0.00580**	**0.50172**	**1.91096**	**1.86861**
%RSD	1.27856	0.34405	5.49463	0.28662	0.86327	0.00000	0.51537	0.06012	0.11198

	Si	**Sn**	**Sr**	**Th**	**Ti**	**Tl**	**U**	**V**	**Zn**
	ppm	ppm	ppm	ppm	ppm	ppm	ppm	ppm	ppm
#1	1.74638	0.50423	0.47409	0.01083	0.48190	2.06640	-0.00682	0.49310	0.47748
#2	1.77197	0.50963	0.48176	0.03081	0.48938	2.08030	-0.01713	0.49795	0.47598
Mean	**1.75918**	**0.50693**	**0.47792**	**0.02082**	**0.48564**	**2.07335**	**-0.01197**	**0.49553**	**0.47673**
%RSD	1.02852	0.75262	1.13591	67.83940	1.08819	0.47424	60.88358	0.69193	0.22264

	Zr	**Pb**	**Se**
	ppm	calc	calc
#1	-0.00321	0.48904	1.88397
#2	-0.00491	0.49370	1.88146
Mean	**-0.00406**	**0.49137**	**1.88271**
%RSD	29.65151	0.67076	0.09445

Method : Paragon File : 080922A Printed : 9/22/2008 17:44:53
SampleId1 : IP080918-1LCSD SampleId2 : [SAMPLE]
Analysis commenced : 9/22/2008 11:12:46
Dilution ratio : 1.00000 to 1.00000 Tray : Position : TUBE9

Final concentrations

	Ag	**Al**	**As**	**B**	**Ba**	**Be**	**Bi**	**Ca**	**Cd**
	ppm	ppm	ppm	ppm	ppm	ppm	ppm	ppm	ppm
#1	0.09750	2.08015	1.86713	0.98710	1.96866	0.04772	-0.00049	40.61376	0.04965
#2	0.09838	2.10180	1.89676	0.99008	1.98940	0.04773	-0.00375	40.57814	0.05015
Mean	**0.09794**	**2.09097**	**1.88194**	**0.98859**	**1.97903**	**0.04773**	**-0.00212**	**40.59595**	**0.04990**
%RSD	0.63598	0.73244	1.11313	0.21358	0.74079	0.02160	108.66102	0.06204	0.71013

	Co	**Cr**	**Cu**	**Fe**	**K**	**Li**	**Mg**	**Mn**	**Mo**
	ppm	ppm	ppm	ppm	ppm	ppm	ppm	ppm	ppm
#1	0.47601	0.19326	0.25754	0.96825	38.46736	0.47663	40.14215	0.47325	0.97035
#2	0.47698	0.19168	0.25996	0.96975	39.02566	0.48479	40.37927	0.47395	0.96800
Mean	**0.47649**	**0.19247**	**0.25875**	**0.96900**	**38.74651**	**0.48071**	**40.26071**	**0.47360**	**0.96917**
%RSD	0.14468	0.58242	0.66192	0.10971	1.01887	1.20006	0.41646	0.10437	0.17108

	Na	**Ni**	**P**	**Pb I**	**Pb II**	**S**	**Sb**	**Se I**	**Se II**
	ppm	ppm	ppm	ppm	ppm	ppm	ppm	ppm	ppm
#1	37.74936	0.49594	0.02174	0.48751	0.49023	0.00580	0.49494	1.86985	1.85054
#2	38.26972	0.49563	0.03153	0.49247	0.48710	0.00238	0.49831	1.86735	1.83219
Mean	**38.00954**	**0.49579**	**0.02664**	**0.48999**	**0.48867**	**0.00409**	**0.49662**	**1.86860**	**1.84136**
%RSD	0.96804	0.04476	25.98924	0.71610	0.45253	59.10346	0.48005	0.09457	0.70469

	Si	**Sn**	**Sr**	**Th**	**Ti**	**Tl**	**U**	**V**	**Zn**
	ppm	ppm	ppm	ppm	ppm	ppm	ppm	ppm	ppm
#1	1.84872	0.50745	0.47524	0.01242	0.48102	2.06498	0.00045	0.49452	0.47426
#2	1.86949	0.49853	0.47871	0.00858	0.48371	2.09600	-0.00925	0.49584	0.47276
Mean	**1.85911**	**0.50299**	**0.47697**	**0.01050**	**0.48236**	**2.08049**	**-0.00440**	**0.49518**	**0.47351**

%RSD	0.78994	1.25300	0.51480	25.92359	0.39462	1.05420	155.97245	0.18881	0.22415

	Zr	Pb	Se
	ppm	calc	calc
#1	-0.00324	0.48932	1.85697
#2	-0.00330	0.48889	1.84390
Mean	**-0.00327**	**0.48911**	**1.85043**
%RSD	1.36643	0.06268	0.49952

Method : Paragon File : 080922A Printed : 9/22/2008 17:44:54
SampleId1 : 0808229-2 **SampleId2 :** **[SAMPLE]**
Analysis commenced : 9/22/2008 11:14:42
Dilution ratio : 1.00000 to 1.00000 Tray : Position : TUBE10

Final concentrations

	Ag	Al	As	B	Ba	Be	Bi	Ca	Cd
	ppm	ppm	ppm	ppm	ppm	ppm	ppm	ppm	ppm
#1	-0.00132	61.14239	0.05798	0.06144	0.87043	0.00466	0.00390	1333.98204	0.00176
#2	-0.00063	61.19015	0.05787	0.06100	0.87100	0.00465	0.00244	1326.42299	0.00164
Mean	**-0.00098**	**61.16627**	**0.05792**	**0.06122**	**0.87072**	**0.00466**	**0.00317**	**1330.20251**	**0.00170**
%RSD	50.13382	0.05521	0.13416	0.51058	0.04628	0.25202	32.56201	0.40182	4.81473

	Co	Cr	Cu	Fe	K	Li	Mg	Mn	Mo
	ppm	ppm	ppm	ppm	ppm	ppm	ppm	ppm	ppm
#1	0.03154	0.05715	0.07498	84.79353	25.92518	0.14768	182.61817	2.05340	0.00363
#2	0.03148	0.05667	0.07472	84.60637	25.99710	0.14811	182.28131	2.04896	0.00461
Mean	**0.03151**	**0.05691**	**0.07485**	**84.69995**	**25.96114**	**0.14790**	**182.44974**	**2.05118**	**0.00412**
%RSD	0.12811	0.59511	0.24132	0.15624	0.19588	0.20583	0.13055	0.15297	16.92762

	Na	Ni	P	Pb I	Pb II	S	Sb	Se I	Se II
	ppm	ppm	ppm	ppm	ppm	ppm	ppm	ppm	ppm
#1	1.90069	0.06131	3.31526	0.06502	0.14657	1.87764	0.00341	-0.00272	-0.00437
#2	1.90906	0.06216	3.32708	0.06380	0.14958	1.85025	0.00218	0.00129	0.00157
Mean	**1.90487**	**0.06174**	**3.32117**	**0.06441**	**0.14808**	**1.86394**	**0.00280**	**-0.00071**	**-0.00140**
%RSD	0.31073	0.97370	0.25152	1.33987	1.43651	1.03901	31.06781	398.56910	299.69415

	Si	Sn	Sr	Th	Ti	Tl	U	V	Zn
	ppm	ppm	ppm	ppm	ppm	ppm	ppm	ppm	ppm
#1	16.64452	0.03837	1.35725	0.03334	2.30167	-0.00023	0.05671	0.11998	0.38635
#2	16.63889	0.03691	1.35823	0.03667	2.30082	0.00339	0.03259	0.11996	0.38677
Mean	**16.64171**	**0.03764**	**1.35774**	**0.03501**	**2.30125**	**0.00158**	**0.04465**	**0.11997**	**0.38656**
%RSD	0.02393	2.74734	0.05136	6.73126	0.02612	162.06377	38.18758	0.00827	0.07845

	Zr	Pb	Se
	ppm	calc	calc
#1	0.06824	0.11941	-0.00382
#2	0.06782	0.12101	0.00148
Mean	**0.06803**	**0.12021**	**-0.00117**
%RSD	0.42900	0.94117	319.66826

ted: 9/22/2008 17:45:40 User: ROY FRENCH
Method : Paragon File : 080922A Printed : 9/22/2008 17:44:54
SampleId1 : 0808229-3 SampleId2 : [SAMPLE]
Analysis commenced : 9/22/2008 11:16:38
Dilution ratio : 1.00000 to 1.00000 Tray : Position : TUBE11

Final concentrations

	Ag	Al	As	B	Ba	Be	Bi	Ca	Cd
	ppm	ppm	ppm	ppm	ppm	ppm	ppm	ppm	ppm
#1	-0.00104	61.76473	0.05732	0.05235	0.96430	0.00455	-0.00026	1442.87902	0.00294
#2	-0.00169	61.08196	0.05820	0.05412	0.95708	0.00453	0.00444	1448.81352	0.00310
Mean	**-0.00136**	**61.42334**	**0.05776**	**0.05324**	**0.96069**	**0.00454**	**0.00209**	**1445.84627**	**0.00302**
%RSD	33.66185	0.78601	1.07637	2.34856	0.53159	0.24638	159.11269	0.29023	3.77451

	Co	Cr	Cu	Fe	K	Li	Mg	Mn	Mo
	ppm	ppm	ppm	ppm	ppm	ppm	ppm	ppm	ppm
#1	0.03411	0.05107	0.07767	78.49828	24.41414	0.14788	167.84544	2.18401	0.00349
#2	0.03465	0.05132	0.07661	78.53072	24.07824	0.14574	167.09311	2.18363	0.00231
Mean	**0.03438**	**0.05119**	**0.07714**	**78.51450**	**24.24619**	**0.14681**	**167.46927**	**2.18382**	**0.00290**
%RSD	1.10724	0.34603	0.96753	0.02922	0.97961	1.03122	0.31766	0.01251	28.64086

	Na	Ni	P	Pb I	Pb II	S	Sb	Se I	Se II
	ppm	ppm	ppm	ppm	ppm	ppm	ppm	ppm	ppm
#1	2.05418	0.06074	3.02837	1.03130	1.10894	2.19263	0.00253	0.00345	-0.00553
#2	2.02346	0.06172	3.01051	1.02904	1.11509	2.15497	0.00510	-0.00217	-0.00056
Mean	**2.03882**	**0.06123**	**3.01944**	**1.03017**	**1.11202**	**2.17380**	**0.00382**	**0.00064**	**-0.00304**
%RSD	1.06528	1.13118	0.41830	0.15500	0.39140	1.22519	47.69477	619.28491	115.51793

	Si	Sn	Sr	Th	Ti	Tl	U	V	Zn
	ppm	ppm	ppm	ppm	ppm	ppm	ppm	ppm	ppm
#1	16.24863	0.03512	1.47773	0.05410	2.07876	0.00249	0.06221	0.11010	5.57606
#2	16.12197	0.03176	1.47046	0.05506	2.07337	0.00035	0.02643	0.10957	5.59712
Mean	**16.18530**	**0.03344**	**1.47409**	**0.05458**	**2.07606**	**0.00142**	**0.04432**	**0.10984**	**5.58659**
%RSD	0.55334	7.10452	0.34851	1.24311	0.18352	106.61936	57.08612	0.34070	0.26651

	Zr	Pb	Se
	ppm	calc	calc
#1	0.06330	1.08309	-0.00254
#2	0.06316	1.08644	-0.00109
Mean	**0.06323**	**1.08476**	**-0.00182**
%RSD	0.16136	0.21861	56.30939

Method : Paragon File : 080922A Printed : 9/22/2008 17:44:54
SampleId1 : 0808229-4 SampleId2 : [SAMPLE]
Analysis commenced : 9/22/2008 11:18:34
Dilution ratio : 1.00000 to 1.00000 Tray : Position : TUBE12

Final concentrations

	Ag	Al	As	B	Ba	Be	Bi	Ca	Cd
	ppm	ppm	ppm	ppm	ppm	ppm	ppm	ppm	ppm
#1	-0.00115	61.39849	0.06325	0.05250	0.87477	0.00470	0.00267	1494.66167	0.00351
#2	-0.00094	61.74509	0.05985	0.05147	0.88083	0.00479	-0.00056	1473.01071	0.00332
Mean	**-0.00105**	**61.57179**	**0.06155**	**0.05199**	**0.87780**	**0.00474**	**0.00106**	**1483.83619**	**0.00342**
%RSD	14.05486	0.39805	3.91388	1.40301	0.48750	1.23909	216.64576	1.03175	3.99991

	Co	Cr	Cu	Fe	K	Li	Mg	Mn	Mo
	ppm	ppm	ppm	ppm	ppm	ppm	ppm	ppm	ppm
#1	0.03142	0.05418	0.07347	80.48372	23.84890	0.14397	160.54144	2.03603	0.00297
#2	0.03067	0.05412	0.07320	80.28519	24.12785	0.14562	160.79758	2.03417	0.00133
Mean	**0.03104**	**0.05415**	**0.07333**	**80.38446**	**23.98837**	**0.14480**	**160.66951**	**2.03510**	**0.00215**
%RSD	1.69509	0.08494	0.26643	0.17463	0.82226	0.80345	0.11273	0.06479	54.12896

	Na	Ni	P	Pb I	Pb II	S	Sb	Se I	Se II
	ppm	ppm	ppm	ppm	ppm	ppm	ppm	ppm	ppm
#1	1.96193	0.06081	2.68120	1.06805	1.14782	1.93242	0.00467	0.00414	-0.00319
#2	1.98306	0.05998	2.68375	1.07155	1.15933	1.91187	0.00394	-0.00081	-0.00892
Mean	**1.97250**	**0.06040**	**2.68248**	**1.06980**	**1.15357**	**1.92215**	**0.00431**	**0.00166**	**-0.00606**
%RSD	0.75729	0.97367	0.06719	0.23086	0.70540	0.75569	12.06368	210.54204	66.83476

	Si	Sn	Sr	Th	Ti	Tl	U	V	Zn
	ppm	ppm	ppm	ppm	ppm	ppm	ppm	ppm	ppm
#1	16.79533	0.03926	1.48467	0.07233	2.16585	0.00107	0.02934	0.11602	7.39113
#2	16.84925	0.03046	1.49345	0.13631	2.18317	-0.00006	0.04281	0.11597	7.34383
Mean	**16.82229**	**0.03486**	**1.48906**	**0.10432**	**2.17451**	**0.00050**	**0.03608**	**0.11600**	**7.36748**
%RSD	0.22663	17.85142	0.41688	43.36456	0.56327	158.85166	26.39891	0.02950	0.45397

	Zr	Pb	Se
	ppm	calc	calc
#1	0.06374	1.12126	-0.00075
#2	0.05980	1.13010	-0.00622
Mean	**0.06177**	**1.12568**	**-0.00349**
%RSD	4.51761	0.55523	110.95544

Method : Paragon File : 080922A Printed : 9/22/2008 17:44:55
SampleId1 : 0808229-4D **SampleId2 :** **[SAMPLE]**
Analysis commenced : 9/22/2008 11:20:30
Dilution ratio : 1.00000 to 1.00000 Tray : Position : TUBE13

Final concentrations

	Ag	Al	As	B	Ba	Be	Bi	Ca	Cd
	ppm	ppm	ppm	ppm	ppm	ppm	ppm	ppm	ppm
#1	-0.00109	61.70961	0.07226	0.05054	0.87638	0.00466	-0.00137	1359.22697	0.00384
#2	-0.00108	62.31648	0.07094	0.05044	0.88425	0.00476	0.00265	1350.30083	0.00338
Mean	**-0.00108**	**62.01305**	**0.07160**	**0.05049**	**0.88031**	**0.00471**	**0.00064**	**1354.76390**	**0.00361**
%RSD	0.24514	0.69198	1.30218	0.13759	0.63217	1.48066	442.58522	0.46589	9.05416

	Co	Cr	Cu	Fe	K	Li	Mg	Mn	Mo

	ppm	ppm	ppm	ppm	ppm	ppm	ppm	ppm	ppm
#1	0.03364	0.05322	0.07401	82.22841	23.79595	0.15092	183.45089	2.14134	0.00231
#2	0.03345	0.05222	0.07455	82.27436	24.09894	0.15286	184.03444	2.14398	0.00184
Mean	**0.03355**	**0.05272**	**0.07428**	**82.25139**	**23.94744**	**0.15189**	**183.74266**	**2.14266**	**0.00208**
%RSD	0.40621	1.35153	0.51668	0.03950	0.89466	0.90162	0.22457	0.08708	15.99000

	Na	**Ni**	**P**	**Pb I**	**Pb II**	**S**	**Sb**	**Se I**	**Se II**
	ppm	ppm	ppm	ppm	ppm	ppm	ppm	ppm	ppm
#1	2.15576	0.06368	2.68757	1.10355	1.18568	1.84683	0.00116	-0.00909	0.00255
#2	2.18436	0.06507	2.69204	1.10569	1.18360	1.83656	0.00344	0.00079	-0.00175
Mean	**2.17006**	**0.06437**	**2.68980**	**1.10462**	**1.18464**	**1.84169**	**0.00230**	**-0.00415**	**0.00040**
%RSD	0.93199	1.52259	0.11726	0.13688	0.12412	0.39433	70.04915	168.29179	758.90387

	Si	**Sn**	**Sr**	**Th**	**Ti**	**Tl**	**U**	**V**	**Zn**
	ppm	ppm	ppm	ppm	ppm	ppm	ppm	ppm	ppm
#1	16.97222	0.03606	1.41454	0.09301	2.27146	-0.00203	0.03421	0.12099	10.63519
#2	17.07646	0.02990	1.42463	0.09116	2.28319	0.00606	0.02509	0.12167	10.59558
Mean	**17.02434**	**0.03298**	**1.41958**	**0.09209**	**2.27732**	**0.00201**	**0.02965**	**0.12133**	**10.61539**
%RSD	0.43294	13.20570	0.50265	1.41709	0.36415	284.19564	21.75270	0.39317	0.26385

	Zr	**Pb**	**Se**
	ppm	calc	calc
#1	0.06364	1.15833	-0.00133
#2	0.06431	1.15765	-0.00090
Mean	**0.06397**	**1.15799**	**-0.00111**
%RSD	0.74034	0.04121	26.75841

Method : Paragon File : 080922A Printed : 9/22/2008 17:44:55
SampleId1 : 0808229-4L 5X **SampleId2 :** **[SAMPLE]**
Analysis commenced : 9/22/2008 11:22:27
Dilution ratio : 1.00000 to 1.00000 Tray : Position : TUBE14

Final concentrations

	Ag	**Al**	**As**	**B**	**Ba**	**Be**	**Bi**	**Ca**	**Cd**
	ppm	ppm	ppm	ppm	ppm	ppm	ppm	ppm	ppm
#1	-0.00093	12.83182	0.01401	0.00947	0.18676	0.00120	-0.00289	323.98288	0.00059
#2	0.00001	12.79030	0.01665	0.00883	0.18649	0.00120	-0.00047	324.01275	0.00040
Mean	**-0.00046**	**12.81106**	**0.01533**	**0.00915**	**0.18663**	**0.00120**	**-0.00168**	**323.99781**	**0.00050**
%RSD	143.88011	0.22919	12.17188	4.93448	0.10240	0.05923	101.87849	0.00652	26.89643

	Co	**Cr**	**Cu**	**Fe**	**K**	**Li**	**Mg**	**Mn**	**Mo**
	ppm	ppm	ppm	ppm	ppm	ppm	ppm	ppm	ppm
#1	0.00658	0.01132	0.01344	16.64452	4.08355	0.02764	33.72575	0.44148	-0.00037
#2	0.00676	0.01187	0.01424	16.64860	4.06542	0.02759	33.73833	0.44205	0.00039
Mean	**0.00667**	**0.01160**	**0.01384**	**16.64656**	**4.07449**	**0.02762**	**33.73204**	**0.44177**	**0.00001**
%RSD	1.91464	3.32056	4.09470	0.01733	0.31455	0.12097	0.02637	0.09152	5101.93913

	Na	**Ni**	**P**	**Pb I**	**Pb II**	**S**	**Sb**	**Se I**	**Se II**
	ppm	ppm	ppm	ppm	ppm	ppm	ppm	ppm	ppm

#1	0.46322	0.01261	0.55940	0.22768	0.24588	0.38208	-0.00019	-0.00849	-0.00452
#2	0.46098	0.01200	0.56035	0.23278	0.24645	0.38893	-0.00143	-0.00023	-0.00611
Mean	**0.46210**	**0.01231**	**0.55988**	**0.23023**	**0.24616**	**0.38550**	**-0.00081**	**-0.00436**	**-0.00532**
%RSD	0.34252	3.50475	0.11987	1.56504	0.16344	1.25501	107.84840	134.10727	21.09444

	Si	**Sn**	**Sr**	**Th**	**Ti**	**Tl**	**U**	**V**	**Zn**
	ppm	ppm	ppm	ppm	ppm	ppm	ppm	ppm	ppm
#1	3.60293	0.00641	0.31418	0.03120	0.46372	-0.00353	-0.00598	0.02400	1.65475
#2	3.59566	0.00626	0.31389	0.03239	0.46284	-0.00732	0.00372	0.02467	1.65561
Mean	**3.59930**	**0.00634**	**0.31404**	**0.03180**	**0.46328**	**-0.00542**	**-0.00113**	**0.02434**	**1.65518**
%RSD	0.14271	1.62179	0.06538	2.63541	0.13517	49.39374	605.66451	1.93208	0.03666

	Zr	**Pb**	**Se**
	ppm	calc	calc
#1	0.01268	0.23982	-0.00584
#2	0.01298	0.24190	-0.00415
Mean	**0.01283**	**0.24086**	**-0.00500**
%RSD	1.68367	0.60958	23.98583

Method : Paragon File : 080922A Printed : 9/22/2008 17:44:55
SampleId1 : 0808229-4MS **SampleId2 :** **[SAMPLE]**
Analysis commenced : 9/22/2008 11:24:22
Dilution ratio : 1.00000 to 1.00000 Tray : Position : TUBE15

Final concentrations

	Ag	**Al**	**As**	**B**	**Ba**	**Be**	**Bi**	**Ca**	**Cd**
	ppm	ppm	ppm	ppm	ppm	ppm	ppm	ppm	ppm
#1	0.09383	76.85467	1.81337	0.97329	2.74919	0.04711	-0.00239	1359.57000	0.04891
#2	0.09511	77.18079	1.81143	0.97319	2.75531	0.04717	0.00187	1357.20473	0.04961
Mean	**0.09447**	**77.01773**	**1.81240**	**0.97324**	**2.75225**	**0.04714**	**-0.00026**	**1358.38737**	**0.04926**
%RSD	0.96022	0.29941	0.07598	0.00711	0.15721	0.09618	1164.06972	0.12312	1.00182

	Co	**Cr**	**Cu**	**Fe**	**K**	**Li**	**Mg**	**Mn**	**Mo**
	ppm	ppm	ppm	ppm	ppm	ppm	ppm	ppm	ppm
#1	0.44064	0.22270	0.32991	82.13564	71.31639	0.79162	224.82806	2.48034	0.85286
#2	0.44074	0.22311	0.33134	82.22141	71.65389	0.79473	224.97942	2.48285	0.85183
Mean	**0.44069**	**0.22291**	**0.33062**	**82.17853**	**71.48514**	**0.79317**	**224.90374**	**2.48159**	**0.85234**
%RSD	0.01721	0.12966	0.30703	0.07380	0.33384	0.27671	0.04759	0.07170	0.08561

	Na	**Ni**	**P**	**Pb I**	**Pb II**	**S**	**Sb**	**Se I**	**Se II**
	ppm	ppm	ppm	ppm	ppm	ppm	ppm	ppm	ppm
#1	51.63556	0.47996	2.57735	1.47506	1.54163	1.92899	0.25584	1.78703	1.73769
#2	51.77445	0.48062	2.57449	1.47149	1.54438	1.93242	0.25593	1.77823	1.73941
Mean	**51.70500**	**0.48029**	**2.57592**	**1.47328**	**1.54301**	**1.93071**	**0.25589**	**1.78263**	**1.73855**
%RSD	0.18994	0.09785	0.07869	0.17127	0.12573	0.12539	0.02557	0.34924	0.06994

	Si	**Sn**	**Sr**	**Th**	**Ti**	**Tl**	**U**	**V**	**Zn**
	ppm	ppm	ppm	ppm	ppm	ppm	ppm	ppm	ppm
#1	16.73304	0.49849	1.89484	0.05507	2.91039	1.85911	0.05125	0.55883	6.55619

#2	16.75643	0.48971	1.90028	0.06355	2.92002	1.86144	0.04392	0.56030	6.55641
Mean	**16.74473**	**0.49410**	**1.89756**	**0.05931**	**2.91521**	**1.86028**	**0.04758**	**0.55956**	**6.55630**
%RSD	0.09878	1.25583	0.20266	10.10845	0.23365	0.08835	10.89465	0.18551	0.00232

	Zr	**Pb**	**Se**
	ppm	calc	calc
#1	0.06767	1.51947	1.75412
#2	0.06755	1.52011	1.75234
Mean	**0.06761**	**1.51979**	**1.75323**
%RSD	0.12213	0.02986	0.07199

Method : Paragon File : 080922A Printed : 9/22/2008 17:44:56
SampleId1 : 0808229-4MSD **SampleId2 :** **[SAMPLE]**
Analysis commenced : 9/22/2008 11:26:18
Dilution ratio : 1.00000 to 1.00000 Tray : Position : TUBE16

Final concentrations

	Ag	**Al**	**As**	**B**	**Ba**	**Be**	**Bi**	**Ca**	**Cd**
	ppm	ppm	ppm	ppm	ppm	ppm	ppm	ppm	ppm
#1	0.09531	76.41922	1.83090	0.97770	2.75709	0.04820	-0.00522	1367.99715	0.05000
#2	0.09323	76.75070	1.82333	0.97809	2.76906	0.04792	-0.00209	1343.74786	0.05017
Mean	**0.09427**	**76.58496**	**1.82711**	**0.97789**	**2.76307**	**0.04806**	**-0.00365**	**1355.87251**	**0.05009**
%RSD	1.55469	0.30605	0.29306	0.02832	0.30619	0.41183	60.73180	1.26463	0.24083

	Co	**Cr**	**Cu**	**Fe**	**K**	**Li**	**Mg**	**Mn**	**Mo**
	ppm	ppm	ppm	ppm	ppm	ppm	ppm	ppm	ppm
#1	0.45263	0.22875	0.33054	85.44975	70.00228	0.76342	215.42229	2.55023	0.86899
#2	0.44950	0.22566	0.33367	84.72014	70.59334	0.77049	214.83063	2.53396	0.86163
Mean	**0.45107**	**0.22721**	**0.33210**	**85.08495**	**70.29781**	**0.76696**	**215.12646**	**2.54209**	**0.86531**
%RSD	0.49002	0.96066	0.66832	0.60635	0.59453	0.65184	0.19448	0.45245	0.60176

	Na	**Ni**	**P**	**Pb I**	**Pb II**	**S**	**Sb**	**Se I**	**Se II**
	ppm	ppm	ppm	ppm	ppm	ppm	ppm	ppm	ppm
#1	51.14104	0.49833	2.77553	1.47147	1.56457	1.89133	0.25375	1.78910	1.75643
#2	51.41327	0.49388	2.80357	1.46952	1.55740	1.89476	0.25454	1.77428	1.73968
Mean	**51.27715**	**0.49610**	**2.78955**	**1.47049**	**1.56098**	**1.89304**	**0.25414**	**1.78169**	**1.74806**
%RSD	0.37540	0.63415	0.71097	0.09381	0.32523	0.12788	0.22115	0.58823	0.67730

	Si	**Sn**	**Sr**	**Th**	**Ti**	**Tl**	**U**	**V**	**Zn**
	ppm	ppm	ppm	ppm	ppm	ppm	ppm	ppm	ppm
#1	17.05816	0.50202	1.83004	0.07310	3.01141	1.87621	0.04596	0.56986	6.81348
#2	17.05954	0.49341	1.83280	0.06635	3.00660	1.88423	0.03252	0.56852	6.71525
Mean	**17.05885**	**0.49772**	**1.83142**	**0.06972**	**3.00901**	**1.88022**	**0.03924**	**0.56919**	**6.76436**
%RSD	0.00573	1.22355	0.10657	6.84726	0.11302	0.30168	24.22413	0.16668	1.02687

	Zr	**Pb**	**Se**
	ppm	calc	calc
#1	0.06815	1.53357	1.76731
#2	0.06766	1.52813	1.75121

Mean	**0.06790**	**1.53085**	**1.75926NCH**
%RSD	0.50131	0.25120	0.64726

Method : Paragon File : 080922A Printed : 9/22/2008 17:44:56
SampleId1 : CCV **SampleId2 :** **[CV]**
Analysis commenced : 9/22/2008 11:30:38
Dilution ratio : 1.00000 to 1.00000 Tray : Position : STD6

Final concentrations

	Ag	**Al**	**As**	**B**	**Ba**	**Be**	**Bi**	**Ca**	**Cd**
	ppm	ppm	ppm	ppm	ppm	ppm	ppm	ppm	ppm
#1	0.20029	51.55962	0.48030	1.02831	1.00175	0.46104	0.51560	49.13405	0.49488
#2	0.20042	51.71887	0.48676	1.03139	1.00514	0.45959	0.52091	49.07688	0.49453
Mean	**0.20035**	**51.63925**	**0.48353**	**1.02985**	**1.00344**	**0.46032**	**0.51825**	**49.10546**	**0.49471**
%RSD	0.04695	0.21807	0.94466	0.21171	0.23923	0.22354	0.72434	0.08232	0.04927

	Co	**Cr**	**Cu**	**Fe**	**K**	**Li**	**Mg**	**Mn**	**Mo**
	ppm	ppm	ppm	ppm	ppm	ppm	ppm	ppm	ppm
#1	0.47096	0.94156	1.03855	19.36500	50.16526	0.52522	50.37980	0.92987	0.96959
#2	0.47204	0.94038	1.03935	19.32449	50.33911	0.52688	50.39614	0.92796	0.96720
Mean	**0.47150**	**0.94097**	**1.03895**	**19.34474**	**50.25219**	**0.52605**	**50.38797**	**0.92891**	**0.96840**
%RSD	0.16124	0.08893	0.05454	0.14808	0.24463	0.22304	0.02292	0.14563	0.17464

	Na	**Ni**	**P**	**Pb I**	**Pb II**	**S**	**Sb**	**Se I**	**Se II**
	ppm	ppm	ppm	ppm	ppm	ppm	ppm	ppm	ppm
#1	49.71471	0.95641	4.89498	0.98582	0.97733	4.86180	0.50141	1.02760	1.01615
#2	49.88847	0.95593	4.86674	0.97992	0.97256	4.89266	0.50713	1.03115	1.00682
Mean	**49.80159**	**0.95617**	**4.88086**	**0.98287**	**0.97494**	**4.87723**	**0.50427**	**1.02938**	**1.01148**
%RSD	0.24672	0.03545	0.40913	0.42494	0.34557	0.44739	0.80199	0.24347	0.65262

	Si	**Sn**	**Sr**	**Th**	**Ti**	**Tl**	**U**	**V**	**Zn**
	ppm	ppm	ppm	ppm	ppm	ppm	ppm	ppm	ppm
#1	4.69181	0.97353	0.48045	0.31442	0.48106	0.52265	4.99987	0.48374	0.90551
#2	4.69106	0.98228	0.48100	0.31314	0.48114	0.53115	5.00050	0.48521	0.90508
Mean	**4.69144**	**0.97790**	**0.48072**	**0.31378**	**0.48110**	**0.52690**	**5.00018**	**0.48447**	**0.90530**
%RSD	0.01130	0.63248	0.08108	0.28901	0.01171	1.14104	0.00894	0.21448	0.03350

	Zr	**Pb**	**Se**
	ppm	calc	calc
#1	0.94994	0.98015	1.01997
#2	0.95012	0.97501	1.01492
Mean	**0.95003**	**0.97758**	**1.01744**
%RSD	0.01324	0.37215	0.35072

Method : Paragon File : 080922A Printed : 9/22/2008 17:44:56
SampleId1 : CCB **SampleId2 :** **[CB]**
Analysis commenced : 9/22/2008 11:32:52
Dilution ratio : 1.00000 to 1.00000 Tray : Position : STD2

Final concentrations **5:40** **User: ROY FRENCH**

	Ag	Al	As	B	Ba	Be	Bi	Ca	Cd
	ppm	ppm	ppm	ppm	ppm	ppm	ppm	ppm	ppm
#1	-0.00038	0.04113	-0.00270	-0.00035	-0.00061	0.00019	-0.00366	-0.04709	-0.00040
#2	-0.00020	0.03861	0.00093	-0.00026	-0.00061	0.00018	-0.00487	-0.04841	-0.00017
Mean	**-0.00029**	**0.03987**	**-0.00089**	**-0.00031**	**-0.00061**	**0.00019**	**-0.00427**	**-0.04775**	**-0.00029**
%RSD	45.55345	4.46256	288.61043	22.75725	0.00000	6.30598	19.99011	1.94894	56.14339

	Co	Cr	Cu	Fe	K	Li	Mg	Mn	Mo
	ppm	ppm	ppm	ppm	ppm	ppm	ppm	ppm	ppm
#1	-0.00059	-0.00038	-0.00089	-0.00362	0.17956	0.00543	-0.02030	-0.00052	-0.00088
#2	-0.00083	-0.00031	-0.00108	-0.00397	0.16788	0.00539	-0.02507	-0.00052	-0.00041
Mean	**-0.00071**	**-0.00034**	**-0.00099**	**-0.00380**	**0.17372**	**0.00541**	**-0.02269**	**-0.00052**	**-0.00065**
%RSD	23.94391	15.87155	13.52290	6.54579	4.75183	0.46403	14.88931	0.00000	51.32054

	Na	Ni	P	Pb I	Pb II	S	Sb	Se I	Se II
	ppm	ppm	ppm	ppm	ppm	ppm	ppm	ppm	ppm
#1	0.16717	-0.00081	-0.00321	-0.00033	-0.00148	0.00580	-0.00362	0.00269	-0.00077
#2	0.16628	-0.00129	-0.00100	-0.00230	-0.00094	-0.00104	-0.00290	-0.00562	-0.00120
Mean	**0.16673**	**-0.00105**	**-0.00210**	**-0.00131**	**-0.00121**	**0.00238**	**-0.00326**	**-0.00146**	**-0.00099**
%RSD	0.37870	32.41680	74.40358	105.84792	31.32254	203.07793	15.75933	401.46341	31.27631

	Si	Sn	Sr	Th	Ti	Tl	U	V	Zn
	ppm	ppm	ppm	ppm	ppm	ppm	ppm	ppm	ppm
#1	0.00704	-0.00008	-0.00103	0.03013	-0.00075	-0.00106	-0.02555	-0.00080	-0.00111
#2	0.00837	0.00153	-0.00103	0.02355	-0.00069	0.00342	-0.00798	-0.00080	-0.00111
Mean	**0.00771**	**0.00073**	**-0.00103**	**0.02684**	**-0.00072**	**0.00118**	**-0.01677**	**-0.00080**	**-0.00111**
%RSD	12.17340	156.16178	0.53531	17.32471	6.10079	269.04503	74.13347	0.00759	0.00000

	Zr	Pb	Se
	ppm	calc	calc
#1	-0.00192	-0.00110	0.00038
#2	-0.00135	-0.00139	-0.00267
Mean	**-0.00163**	**-0.00124**	**-0.00115**
%RSD	24.42279	16.93156	188.90519

Method : Paragon File : 080922A Printed : 9/22/2008 17:44:57
SampleId1 : 0808229-6 **SampleId2 :** **[SAMPLE]**
Analysis commenced : 9/22/2008 11:35:03
Dilution ratio : 1.00000 to 1.00000 Tray : Position : TUBE17

Final concentrations

	Ag	Al	As	B	Ba	Be	Bi	Ca	Cd
	ppm	ppm	ppm	ppm	ppm	ppm	ppm	ppm	ppm
#1	-0.00052	53.46373	0.04743	0.03978	0.81340	0.00425	0.00525	1496.62410	0.00343
#2	-0.00127	53.84443	0.04765	0.03894	0.81779	0.00428	-0.00031	1479.71777	0.00347
Mean	**-0.00089**	**53.65408**	**0.04754**	**0.03936**	**0.81560**	**0.00427**	**0.00247**	**1488.17094**	**0.00345**
%RSD	59.64777	0.50173	0.32698	1.50008	0.38102	0.57199	159.31551	0.80331	0.94524

ted: 9/22/2008 17:45:40 User: ROY FRENCH

	Co	Cr	Cu	Fe	K	Li	Mg	Mn	Mo
	ppm	ppm	ppm	ppm	ppm	ppm	ppm	ppm	ppm
#1	0.03000	0.04649	0.06523	71.93490	19.65914	0.12410	164.33816	2.01012	0.00264
#2	0.02970	0.04544	0.06522	71.70774	19.86793	0.12537	164.57208	2.00665	0.00170
Mean	**0.02985**	**0.04597**	**0.06523**	**71.82132**	**19.76353**	**0.12473**	**164.45512**	**2.00839**	**0.00217**
%RSD	0.70263	1.61619	0.01031	0.22365	0.74700	0.71760	0.10058	0.12223	30.59624

	Na	Ni	P	Pb I	Pb II	S	Sb	Se I	Se II
	ppm	ppm	ppm	ppm	ppm	ppm	ppm	ppm	ppm
#1	1.82822	0.06521	3.21247	0.04032	0.12783	1.97350	0.00246	0.00234	0.00121
#2	1.84969	0.06436	3.22907	0.03815	0.13320	1.97350	0.00421	0.00320	-0.00301
Mean	**1.83896**	**0.06479**	**3.22077**	**0.03923**	**0.13052**	**1.97350**	**0.00333**	**0.00277**	**-0.00090**
%RSD	0.82558	0.92786	0.36439	3.90253	2.91203	0.00000	37.29879	21.74097	331.35832

	Si	Sn	Sr	Th	Ti	Tl	U	V	Zn
	ppm	ppm	ppm	ppm	ppm	ppm	ppm	ppm	ppm
#1	14.69311	0.03133	1.34449	0.07311	2.06149	0.00328	0.01940	0.10875	8.85863
#2	14.74932	0.02943	1.34895	0.07251	2.06355	-0.00138	0.03653	0.10791	8.77760
Mean	**14.72122**	**0.03038**	**1.34672**	**0.07281**	**2.06252**	**0.00095**	**0.02797**	**0.10833**	**8.81812**
%RSD	0.27000	4.43361	0.23402	0.57761	0.07071	346.34249	43.29645	0.55173	0.64978

	Zr	Pb	Se
	ppm	calc	calc
#1	0.05815	0.09869	0.00159
#2	0.05804	0.10155	-0.00094
Mean	**0.05809**	**0.10012**	**0.00032**
%RSD	0.13935	2.02276	555.09300

Method : Paragon File : 080922A Printed : 9/22/2008 17:44:57
SampleId1 : 0808229-12 SampleId2 : [SAMPLE]
Analysis commenced : 9/22/2008 11:36:59
Dilution ratio : 1.00000 to 1.00000 Tray : Position : TUBE18

Final concentrations

	Ag	Al	As	B	Ba	Be	Bi	Ca	Cd
	ppm	ppm	ppm	ppm	ppm	ppm	ppm	ppm	ppm
#1	-0.00072	22.41498	0.03039	0.03295	0.27110	0.00233	-0.00340	1532.51497	0.00048
#2	-0.00091	22.40771	0.02621	0.03344	0.26999	0.00238	0.00119	1529.03076	0.00073
Mean	**-0.00081**	**22.41134**	**0.02830**	**0.03320**	**0.27055**	**0.00235**	**-0.00110**	**1530.77287**	**0.00060**
%RSD	16.84615	0.02294	10.43713	1.04628	0.28975	1.50676	294.10018	0.16095	29.09195

	Co	Cr	Cu	Fe	K	Li	Mg	Mn	Mo
	ppm	ppm	ppm	ppm	ppm	ppm	ppm	ppm	ppm
#1	0.01071	0.01806	0.02590	20.90543	6.78282	0.07539	872.08280	0.63400	0.00353
#2	0.01059	0.01778	0.02554	20.88188	6.79732	0.07546	872.43943	0.63311	0.00381
Mean	**0.01065**	**0.01792**	**0.02572**	**20.89365**	**6.79007**	**0.07543**	**872.26111**	**0.63355**	**0.00367**
%RSD	0.79465	1.12381	0.97285	0.07971	0.15100	0.06178	0.02891	0.09942	5.42385

	Na	Ni	P	Pb I	Pb II	S	Sb	Se I	Se II
	ppm	ppm	ppm	ppm	ppm	ppm	ppm	ppm	ppm
#1	2.68645	0.02727	1.12530	-0.04031	0.05001	1.09037	0.00216	0.00050	0.00206
#2	2.69135	0.02697	1.12878	-0.04160	0.04885	1.08694	-0.00042	-0.00836	-0.00586
Mean	**2.68890**	**0.02712**	**1.12704**	**-0.04096**	**0.04943**	**1.08865**	**0.00087**	**-0.00393**	**-0.00190**
%RSD	0.12885	0.77104	0.21876	2.23418	1.66936	0.22228	209.60457	159.27112	295.30490

	Si	Sn	Sr	Th	Ti	Tl	U	V	Zn
	ppm	ppm	ppm	ppm	ppm	ppm	ppm	ppm	ppm
#1	9.47310	0.03102	1.17017	-0.01609	0.57039	-0.00760	-0.00100	0.05115	0.07384
#2	9.48544	0.03336	1.16763	-0.00744	0.56980	-0.00810	-0.00947	0.05099	0.07407
Mean	**9.47927**	**0.03219**	**1.16890**	**-0.01177**	**0.57009**	**-0.00785**	**-0.00524**	**0.05107**	**0.07395**
%RSD	0.09204	5.14508	0.15365	51.98850	0.07355	4.49486	114.37602	0.22676	0.21456

	Zr	Pb	Se
	ppm	calc	calc
#1	0.02692	0.01994	0.00154
#2	0.02631	0.01873	-0.00669
Mean	**0.02661**	**0.01933**	**-0.00257**
%RSD	1.60495	4.42329	226.10977

Method : Paragon File : 080922A Printed : 9/22/2008 17:44:57
SampleId1 : 0808229-13 **SampleId2 :** **[SAMPLE]**
Analysis commenced : 9/22/2008 11:38:55
Dilution ratio : 1.00000 to 1.00000 Tray : Position : TUBE19

Final concentrations

	Ag	Al	As	B	Ba	Be	Bi	Ca	Cd
	ppm	ppm	ppm	ppm	ppm	ppm	ppm	ppm	ppm
#1	-0.00063	18.68877	0.02610	0.03163	0.22771	0.00223	0.00359	1624.84263	0.00015
#2	-0.00036	18.64517	0.02808	0.03015	0.22798	0.00223	-0.00524	1630.07097	0.00040
Mean	**-0.00049**	**18.66697**	**0.02709**	**0.03089**	**0.22785**	**0.00223**	**-0.00083**	**1627.45680**	**0.00027**
%RSD	39.22774	0.16514	5.16463	3.37349	0.08389	0.00791	756.34199	0.22716	65.33059

	Co	Cr	Cu	Fe	K	Li	Mg	Mn	Mo
	ppm	ppm	ppm	ppm	ppm	ppm	ppm	ppm	ppm
#1	0.00950	0.01734	0.02276	17.91040	5.76537	0.06536	1017.95794	0.58241	0.00226
#2	0.00908	0.01754	0.02348	17.93750	5.72907	0.06505	1015.96871	0.58330	0.00222
Mean	**0.00929**	**0.01744**	**0.02312**	**17.92395**	**5.74722**	**0.06520**	**1016.96333**	**0.58285**	**0.00224**
%RSD	3.17831	0.82895	2.19954	0.10690	0.44670	0.33718	0.13831	0.10802	1.48173

	Na	Ni	P	Pb I	Pb II	S	Sb	Se I	Se II
	ppm	ppm	ppm	ppm	ppm	ppm	ppm	ppm	ppm
#1	2.72902	0.02402	0.86074	-0.04342	0.04930	0.82687	0.00050	-0.00991	-0.01096
#2	2.71319	0.02426	0.87848	-0.04315	0.04506	0.83371	0.00112	-0.00107	0.00380
Mean	**2.72110**	**0.02414**	**0.86961**	**-0.04329**	**0.04718**	**0.83029**	**0.00081**	**-0.00549**	**-0.00358**
%RSD	0.41122	0.70395	1.44210	0.45385	6.35351	0.58283	53.81971	113.95977	291.82351

	Si	Sn	Sr	Th	Ti	Tl	U	V	Zn

	ppm	ppm	ppm	ppm	ppm	ppm	ppm	ppm	ppm
#1	8.58036	0.03418	1.09466	-0.01852	0.49418	-0.00648	-0.00199	0.04869	0.06756
#2	8.55449	0.02423	1.09641	-0.01356	0.49418	-0.00112	-0.00565	0.04885	0.06890
Mean	**8.56743**	**0.02920**	**1.09553**	**-0.01604**	**0.49418**	**-0.00380**	**-0.00382**	**0.04877**	**0.06823**
%RSD	0.21345	24.09478	0.11274	21.84135	0.00000	99.74794	67.65806	0.23874	1.39529

	Zr	**Pb**	**Se**
	ppm	calc	calc
#1	0.02260	0.01842	-0.01061
#2	0.02199	0.01569	0.00218
Mean	**0.02230**	**0.01705**	**-0.00421**
%RSD	1.92788	11.33992	214.66637

Method : Paragon File : 080922A Printed : 9/22/2008 17:44:57
SampleId1 : 0808229-13D **SampleId2 :** **[SAMPLE]**
Analysis commenced : 9/22/2008 11:40:51
Dilution ratio : 1.00000 to 1.00000 Tray : Position : TUBE20

Final concentrations

	Ag	**Al**	**As**	**B**	**Ba**	**Be**	**Bi**	**Ca**	**Cd**
	ppm	ppm	ppm	ppm	ppm	ppm	ppm	ppm	ppm
#1	-0.00131	22.15529	0.02621	0.03074	0.24955	0.00241	-0.00072	1553.48978	0.00044
#2	-0.00111	22.00985	0.01907	0.03143	0.24882	0.00232	-0.00048	1570.88503	0.00020
Mean	**-0.00121**	**22.08257**	**0.02264**	**0.03109**	**0.24919**	**0.00236**	**-0.00060**	**1562.18740**	**0.00032**
%RSD	11.71986	0.46569	22.31867	1.56434	0.20714	2.52339	28.37863	0.78738	52.21554

	Co	**Cr**	**Cu**	**Fe**	**K**	**Li**	**Mg**	**Mn**	**Mo**
	ppm	ppm	ppm	ppm	ppm	ppm	ppm	ppm	ppm
#1	0.00916	0.01853	0.02366	20.35971	7.00493	0.07348	971.49996	0.60912	0.00400
#2	0.00964	0.01978	0.02456	20.43494	6.94912	0.07275	970.95616	0.61154	0.00532
Mean	**0.00940**	**0.01915**	**0.02411**	**20.39732**	**6.97703**	**0.07312**	**971.22806**	**0.61033**	**0.00466**
%RSD	3.59748	4.59524	2.63098	0.26080	0.56559	0.69887	0.03959	0.28006	19.95423

	Na	**Ni**	**P**	**Pb I**	**Pb II**	**S**	**Sb**	**Se I**	**Se II**
	ppm	ppm	ppm	ppm	ppm	ppm	ppm	ppm	ppm
#1	2.92325	0.02455	1.11008	-0.04812	0.05030	0.96717	-0.00249	-0.00191	-0.00085
#2	2.89088	0.02400	1.11769	-0.04103	0.05369	0.95006	0.00247	-0.00006	-0.00113
Mean	**2.90706**	**0.02427**	**1.11389**	**-0.04458**	**0.05199**	**0.95861**	**-0.00001**	**-0.00098**	**-0.00099**
%RSD	0.78729	1.61523	0.48290	11.25294	4.60979	1.26211	32454.02616	132.97835	19.66056

	Si	**Sn**	**Sr**	**Th**	**Ti**	**Tl**	**U**	**V**	**Zn**
	ppm	ppm	ppm	ppm	ppm	ppm	ppm	ppm	ppm
#1	9.30264	0.03291	1.12823	-0.00592	0.58312	0.00271	-0.01275	0.05317	0.07743
#2	9.27309	0.03320	1.12736	-0.01544	0.58230	-0.01574	-0.01401	0.05401	0.07811
Mean	**9.28787**	**0.03305**	**1.12779**	**-0.01068**	**0.58271**	**-0.00652**	**-0.01338**	**0.05359**	**0.07777**
%RSD	0.22501	0.62818	0.05504	63.02037	0.09880	200.23730	6.67526	1.10854	0.61209

	Zr	**Pb**	**Se**
	ppm	calc	calc

#1	0.02521	0.01752	-0.00120**NCH**
#2	0.02592	0.02215	-0.00077
Mean	**0.02557**	**0.01984**	**-0.00099**
%RSD	1.95871	16.48026	31.01581

Method : Paragon File : 080922A Printed : 9/22/2008 17:44:58
SampleId1 : 0808229-13L 5X SampleId2 : [SAMPLE]
Analysis commenced : 9/22/2008 11:42:47
Dilution ratio : 1.00000 to 1.00000 Tray : Position : TUBE21

Final concentrations

	Ag	**Al**	**As**	**B**	**Ba**	**Be**	**Bi**	**Ca**	**Cd**
	ppm	ppm	ppm	ppm	ppm	ppm	ppm	ppm	ppm
#1	-0.00063	3.83882	0.00279	0.00471	0.04861	0.00073	0.00042	386.47131	-0.00035
#2	-0.00082	3.82366	0.00807	0.00475	0.04885	0.00074	-0.00333	382.65539	-0.00031
Mean	**-0.00073**	**3.83124**	**0.00543**	**0.00473**	**0.04873**	**0.00073**	**-0.00145**	**384.56335**	**-0.00033**
%RSD	18.72088	0.27993	68.68466	0.73438	0.35266	1.67405	182.77445	0.70164	8.73840

	Co	**Cr**	**Cu**	**Fe**	**K**	**Li**	**Mg**	**Mn**	**Mo**
	ppm	ppm	ppm	ppm	ppm	ppm	ppm	ppm	ppm
#1	0.00128	0.00420	0.00375	3.97060	1.07301	0.01529	210.24183	0.12966	-0.00046
#2	0.00117	0.00311	0.00376	3.95600	1.05330	0.01526	209.48948	0.12909	-0.00022
Mean	**0.00123**	**0.00366**	**0.00376**	**3.96330**	**1.06315**	**0.01528**	**209.86566**	**0.12937**	**-0.00034**
%RSD	6.85568	21.08826	0.16447	0.26060	1.31136	0.13134	0.25349	0.31177	48.57675

	Na	**Ni**	**P**	**Pb I**	**Pb II**	**S**	**Sb**	**Se I**	**Se II**
	ppm	ppm	ppm	ppm	ppm	ppm	ppm	ppm	ppm
#1	0.60446	0.00477	0.18316	-0.00663	0.00742	0.18025	-0.00035	-0.00354	-0.00088
#2	0.60364	0.00494	0.17526	-0.01065	0.00794	0.15973	-0.00189	-0.00861	-0.00109
Mean	**0.60405**	**0.00486**	**0.17921**	**-0.00864**	**0.00768**	**0.16999**	**-0.00112**	**-0.00607**	**-0.00098**
%RSD	0.09541	2.42171	3.11678	32.96178	4.73605	8.53748	97.57892	59.05981	15.48808

	Si	**Sn**	**Sr**	**Th**	**Ti**	**Tl**	**U**	**V**	**Zn**
	ppm	ppm	ppm	ppm	ppm	ppm	ppm	ppm	ppm
#1	1.87784	0.00419	0.23515	0.00013	0.10750	-0.00119	-0.00159	0.01054	0.01438
#2	1.86643	0.00668	0.23555	-0.01218	0.10737	-0.00120	-0.01734	0.01003	0.01460
Mean	**1.87214**	**0.00543**	**0.23535**	**-0.00602**	**0.10744**	**-0.00120**	**-0.00947**	**0.01029**	**0.01449**
%RSD	0.43099	32.38430	0.12240	144.49783	0.08177	0.73831	117.63835	3.50167	1.09505

	Zr	**Pb**	**Se**
	ppm	calc	calc
#1	0.00495	0.00274	-0.00176
#2	0.00530	0.00175	-0.00359
Mean	**0.00512**	**0.00224**	**-0.00268**
%RSD	4.75152	31.45136	48.39168

Method : Paragon File : 080922A Printed : 9/22/2008 17:44:58
SampleId1 : 0808229-13MS SampleId2 : [SAMPLE]
Analysis commenced : 9/22/2008 11:44:43

Dilution ratio : 1.00000 to 1.00000 Tray : Position : TUBE22

Final concentrations

	Ag	Al	As	B	Ba	Be	Bi	Ca	Cd
	ppm	ppm	ppm	ppm	ppm	ppm	ppm	ppm	ppm
#1	0.09578	27.15123	1.75634	0.91459	2.00836	0.04094	-0.00339	1639.38155	0.04685
#2	0.09471	27.17541	1.74974	0.91910	2.00986	0.04106	-0.00182	1630.97287	0.04703
Mean	**0.09525**	**27.16332**	**1.75304**	**0.91684**	**2.00911**	**0.04100**	**-0.00261**	**1635.17721**	**0.04694**
%RSD	0.79133	0.06294	0.26635	0.34742	0.05289	0.20266	42.61607	0.36362	0.27286

	Co	Cr	Cu	Fe	K	Li	Mg	Mn	Mo
	ppm	ppm	ppm	ppm	ppm	ppm	ppm	ppm	ppm
#1	0.40169	0.17678	0.27517	19.79065	58.46154	0.70428	949.13728	0.98096	0.84057
#2	0.40193	0.17572	0.27572	19.78344	58.70198	0.70637	949.22358	0.98026	0.84029
Mean	**0.40181**	**0.17625**	**0.27544**	**19.78704**	**58.58176**	**0.70532**	**949.18043**	**0.98061**	**0.84043**
%RSD	0.04218	0.42682	0.13950	0.02577	0.29023	0.21006	0.00643	0.05060	0.02368

	Na	Ni	P	Pb I	Pb II	S	Sb	Se I	Se II
	ppm	ppm	ppm	ppm	ppm	ppm	ppm	ppm	ppm
#1	54.14847	0.42147	1.00202	0.38600	0.47536	1.02192	0.30143	1.74640	1.68984
#2	54.18806	0.42134	1.00962	0.38083	0.47858	1.00823	0.30133	1.74361	1.69734
Mean	**54.16826**	**0.42140**	**1.00582**	**0.38342**	**0.47697**	**1.01508**	**0.30138**	**1.74500**	**1.69359**
%RSD	0.05167	0.02169	0.53459	0.95251	0.47868	0.95355	0.02266	0.11323	0.31299

	Si	Sn	Sr	Th	Ti	Tl	U	V	Zn
	ppm	ppm	ppm	ppm	ppm	ppm	ppm	ppm	ppm
#1	10.07800	0.47691	1.58242	-0.00101	0.99014	1.80552	-0.00570	0.47774	0.47576
#2	10.06310	0.47414	1.58392	0.00509	0.99036	1.79549	-0.01721	0.47682	0.47307
Mean	**10.07055**	**0.47552**	**1.58317**	**0.00204**	**0.99025**	**1.80051**	**-0.01145**	**0.47728**	**0.47442**
%RSD	0.10459	0.41276	0.06691	211.34711	0.01576	0.39391	71.07109	0.13551	0.40140

	Zr	Pb	Se
	ppm	calc	calc
#1	0.02554	0.44560	1.70868
#2	0.02512	0.44603	1.71275
Mean	**0.02533**	**0.44582**	**1.71071**
%RSD	1.17439	0.06880	0.16821

Method : Paragon File : 080922A Printed : 9/22/2008 17:44:58
SampleId1 : 0808229-13MSD SampleId2 : [SAMPLE]
Analysis commenced : 9/22/2008 11:46:39
Dilution ratio : 1.00000 to 1.00000 Tray : Position : TUBE23

Final concentrations

	Ag	Al	As	B	Ba	Be	Bi	Ca	Cd
	ppm	ppm	ppm	ppm	ppm	ppm	ppm	ppm	ppm
#1	0.09597	27.76226	1.74411	0.92228	2.03680	0.04103	-0.00145	1638.50972	0.04616
#2	0.09584	27.73191	1.74379	0.92252	2.04317	0.04099	-0.00157	1635.56429	0.04646

Mean	**0.09591**	**27.74708**	**1.74395**	**0.92240**	**2.03998**	**0.04101**	**-0.00151**	**1637.03701**	**0.04631**
%RSD	0.09927	0.07734	0.01317	0.01877	0.22069	0.08171	5.41314	0.12723	0.46092

	Co	**Cr**	**Cu**	**Fe**	**K**	**Li**	**Mg**	**Mn**	**Mo**
	ppm	ppm	ppm	ppm	ppm	ppm	ppm	ppm	ppm
#1	0.40101	0.17910	0.27804	20.32225	58.96824	0.70512	1008.83728	1.08122	0.83616
#2	0.40114	0.18037	0.27849	20.33494	58.92710	0.70436	1007.85004	1.08218	0.84245
Mean	**0.40108**	**0.17974**	**0.27826**	**20.32859**	**58.94767**	**0.70474**	**1008.34366**	**1.08170**	**0.83930**
%RSD	0.02162	0.50034	0.11354	0.04411	0.04935	0.07658	0.06923	0.06260	0.52953

	Na	**Ni**	**P**	**Pb I**	**Pb II**	**S**	**Sb**	**Se I**	**Se II**
	ppm	ppm	ppm	ppm	ppm	ppm	ppm	ppm	ppm
#1	54.34342	0.42224	1.03180	0.37827	0.47302	0.99454	0.31556	1.71840	1.68932
#2	54.20647	0.42514	1.03751	0.38019	0.47396	0.98086	0.31425	1.71466	1.65502
Mean	**54.27495**	**0.42369**	**1.03466**	**0.37923**	**0.47349**	**0.98770**	**0.31491**	**1.71653**	**1.67217**
%RSD	0.17842	0.48381	0.38981	0.35874	0.14054	0.97996	0.29213	0.15400	1.45036

	Si	**Sn**	**Sr**	**Th**	**Ti**	**Tl**	**U**	**V**	**Zn**
	ppm	ppm	ppm	ppm	ppm	ppm	ppm	ppm	ppm
#1	9.94329	0.48085	1.62144	-0.00878	0.99260	1.77250	-0.01273	0.47286	0.46073
#2	9.94613	0.47062	1.62454	-0.00523	0.99511	1.78692	-0.01152	0.47129	0.45758
Mean	**9.94471**	**0.47574**	**1.62299**	**-0.00701**	**0.99385**	**1.77971**	**-0.01212**	**0.47207**	**0.45916**
%RSD	0.02020	1.52030	0.13486	35.84878	0.17904	0.57280	7.01930	0.23531	0.48387

	Zr	**Pb**	**Se**
	ppm	calc	calc
#1	0.02833	0.44147	1.69901
#2	0.02816	0.44273	1.67488
Mean	**0.02825**	**0.44210**	**1.68694**
%RSD	0.41332	0.20287	1.01110

Method : Paragon File : 080922A Printed : 9/22/2008 17:44:59
SampleId1 : 0808229-14 **SampleId2 :** **[SAMPLE]**
Analysis commenced : 9/22/2008 11:48:36
Dilution ratio : 1.00000 to 1.00000 Tray : Position : TUBE24

Final concentrations

	Ag	**Al**	**As**	**B**	**Ba**	**Be**	**Bi**	**Ca**	**Cd**
	ppm	ppm	ppm	ppm	ppm	ppm	ppm	ppm	ppm
#1	-0.00069	66.28791	0.03347	0.01650	3.05852	0.00590	0.00211	318.77590	0.00144
#2	-0.00109	66.42535	0.02742	0.01738	3.05795	0.00595	0.00126	318.25112	0.00141
Mean	**-0.00089**	**66.35663**	**0.03044**	**0.01694**	**3.05824**	**0.00593**	**0.00168**	**318.51351**	**0.00142**
%RSD	31.75003	0.14646	14.04248	3.69143	0.01335	0.60880	35.64204	0.11650	1.40033

	Co	**Cr**	**Cu**	**Fe**	**K**	**Li**	**Mg**	**Mn**	**Mo**
	ppm	ppm	ppm	ppm	ppm	ppm	ppm	ppm	ppm
#1	0.01671	0.02770	0.03537	109.66219	47.08872	0.03316	37.42906	1.13384	0.00536
#2	0.01719	0.02787	0.03627	109.53213	47.28305	0.03329	37.52126	1.13358	0.00743
Mean	**0.01695**	**0.02779**	**0.03582**	**109.59716**	**47.18588**	**0.03323**	**37.47516**	**1.13371**	**0.00640**

%RSD	1.99113	0.44903	1.77536	0.08391	0.29121	0.27639	0.17397	0.01593	22.83965

	Na	**Ni**	**P**	**Pb I**	**Pb II**	**S**	**Sb**	**Se I**	**Se II**
	ppm	ppm	ppm	ppm	ppm	ppm	ppm	ppm	ppm
#1	10.52370	0.05542	2.75895	0.08619	0.10169	0.71737	0.00479	0.00681	-0.00007
#2	10.57297	0.05669	2.77903	0.08654	0.10487	0.71395	0.00201	-0.00397	0.00135
Mean	**10.54834**	**0.05606**	**2.76899**	**0.08636**	**0.10328**	**0.71566**	**0.00340**	**0.00142**	**0.00064**
%RSD	0.33030	1.60865	0.51273	0.29283	2.17662	0.33807	57.79612	536.12690	157.33591

	Si	**Sn**	**Sr**	**Th**	**Ti**	**Tl**	**U**	**V**	**Zn**
	ppm	ppm	ppm	ppm	ppm	ppm	ppm	ppm	ppm
#1	7.02503	0.03342	1.86717	0.05607	0.39564	0.00419	0.05129	0.05917	0.20130
#2	7.02788	0.03400	1.86738	0.05735	0.39537	0.00638	0.04592	0.05838	0.20108
Mean	**7.02646**	**0.03371**	**1.86727**	**0.05671**	**0.39550**	**0.00529**	**0.04861**	**0.05877**	**0.20119**
%RSD	0.02868	1.22857	0.00828	1.59594	0.04910	29.25981	7.80572	0.95099	0.07887

	Zr	**Pb**	**Se**
	ppm	calc	calc
#1	0.02788	0.09653	0.00222
#2	0.02758	0.09877	-0.00042
Mean	**0.02773**	**0.09765**	**0.00090**
%RSD	0.76372	1.62180	208.17103

Method : Paragon File : 080922A Printed : 9/22/2008 17:44:59
SampleId1 : 0808245-3 **SampleId2 :** **[SAMPLE]**
Analysis commenced : 9/22/2008 11:50:33
Dilution ratio : 1.00000 to 1.00000 Tray : Position : TUBE25

Final concentrations

	Ag	**Al**	**As**	**B**	**Ba**	**Be**	**Bi**	**Ca**	**Cd**
	ppm	ppm	ppm	ppm	ppm	ppm	ppm	ppm	ppm
#1	0.00812	21.70593	-0.08157	-0.03961	0.34672	0.01168	0.14438	27.77186	-0.00020
#2	0.00815	21.81930	-0.08278	-0.03543	0.34910	0.01167	0.13528	27.72234	0.00017
Mean	**0.00813**	**21.76262**	**-0.08218**	**-0.03752**	**0.34791**	**0.01168**	**0.13983**	**27.74710**	**-0.00001**
%RSD	0.31931	0.36839	1.04151	7.87050	0.48384	0.06830	4.60256	0.12621	2027.51867

	Co	**Cr**	**Cu**	**Fe**	**K**	**Li**	**Mg**	**Mn**	**Mo**
	ppm	ppm	ppm	ppm	ppm	ppm	ppm	ppm	ppm
#1	0.25218	0.11246	7.36518	634.26047	14.15319	0.01408	5.33532	2.14282	0.08922
#2	0.25282	0.11244	7.41813	626.74610	14.28921	0.01417	5.34121	2.14449	0.08682
Mean	**0.25250**	**0.11245**	**7.39165**	**630.50329**	**14.22120**	**0.01412**	**5.33827**	**2.14366**	**0.08802**
%RSD	0.18087	0.01450	0.50644	0.84273	0.67633	0.46180	0.07796	0.05519	1.92351

	Na	**Ni**	**P**	**Pb I**	**Pb II**	**S**	**Sb**	**Se I**	**Se II**
	ppm	ppm	ppm	ppm	ppm	ppm	ppm	ppm	ppm
#1	2.70160	0.03618	4.81444	0.12603	0.26357	154.95206	0.05536	0.19872	-0.37471
#2	2.72781	0.03518	4.83914	0.12745	0.26538	155.40041	0.05379	0.19117	-0.38646
Mean	**2.71471**	**0.03568**	**4.82679**	**0.12674**	**0.26448**	**155.17623**	**0.05457**	**0.19494**	**-0.38059**
%RSD	0.68262	1.97805	0.36194	0.79184	0.48226	0.20431	2.02849	2.73824	2.18400

ted: 9/22/2008 17:45:40 User: ROY FRENCH

	Si	Sn	Sr	Th	Ti	Tl	U	V	Zn
	ppm	ppm	ppm	ppm	ppm	ppm	ppm	ppm	ppm
#1	9.88000	0.13533	0.18768	-0.00410	1.83745	-0.57971	2.75657	-0.42272	0.40125
#2	9.92597	0.13547	0.18837	-0.00248	1.84354	-0.59831	2.79980	-0.42623	0.40484
Mean	**9.90299**	**0.13540**	**0.18802**	**-0.00329**	**1.84050**	**-0.58901**	**2.77818**	**-0.42447**	**0.40305**
%RSD	0.32822	0.07270	0.25901	34.82769	0.23396	2.23328	1.10018	0.58590	0.62996

	Zr	Pb	Se
	ppm	calc	calc
#1	0.08300	0.21777	-0.18376
#2	0.08311	0.21945	-0.19411
Mean	**0.08305**	**0.21861**	**-0.18893**
%RSD	0.09168	0.54203	3.87524

Method : Paragon File : 080922A Printed : 9/22/2008 17:44:59
SampleId1 : 0808245-4 SampleId2 : [SAMPLE]
Analysis commenced : 9/22/2008 11:52:29
Dilution ratio : 1.00000 to 1.00000 Tray : Position : TUBE26

Final concentrations

	Ag	Al	As	B	Ba	Be	Bi	Ca	Cd
	ppm	ppm	ppm	ppm	ppm	ppm	ppm	ppm	ppm
#1	0.01504	23.21460	-0.08916	-0.03612	0.36682	0.01137	0.13708	27.98568	-0.00011
#2	0.01503	23.35790	-0.07728	-0.03440	0.36891	0.01139	0.13774	28.02277	0.00027
Mean	**0.01504**	**23.28625**	**-0.08322**	**-0.03526**	**0.36787**	**0.01138**	**0.13741**	**28.00422**	**0.00008**
%RSD	0.05513	0.43514	10.09738	3.44849	0.40044	0.10731	0.33931	0.09364	333.20337

	Co	Cr	Cu	Fe	K	Li	Mg	Mn	Mo
	ppm	ppm	ppm	ppm	ppm	ppm	ppm	ppm	ppm
#1	0.29702	0.11642	7.29910	684.43746	14.98123	0.01370	6.30031	1.90299	0.12809
#2	0.29779	0.11607	7.33328	682.13944	15.09460	0.01376	6.33195	1.90576	0.12898
Mean	**0.29741**	**0.11625**	**7.31619**	**683.28845**	**15.03792**	**0.01373**	**6.31613**	**1.90437**	**0.12854**
%RSD	0.18300	0.21694	0.33033	0.23781	0.53311	0.30450	0.35424	0.10257	0.49070

	Na	Ni	P	Pb I	Pb II	S	Sb	Se I	Se II
	ppm	ppm	ppm	ppm	ppm	ppm	ppm	ppm	ppm
#1	2.84850	0.04058	4.48286	0.13990	0.27595	186.06202	0.05074	0.18295	-0.33600
#2	2.87233	0.04002	4.51267	0.14698	0.27496	186.58339	0.05240	0.18473	-0.33349
Mean	**2.86041**	**0.04030**	**4.49777**	**0.14344**	**0.27546**	**186.32271**	**0.05157**	**0.18384**	**-0.33474**
%RSD	0.58906	0.97290	0.46862	3.48866	0.25439	0.19786	2.27782	0.68415	0.53072

	Si	Sn	Sr	Th	Ti	Tl	U	V	Zn
	ppm	ppm	ppm	ppm	ppm	ppm	ppm	ppm	ppm
#1	10.16861	0.13254	0.19669	0.03254	2.22224	-0.52441	2.48647	-0.37996	0.47688
#2	10.21095	0.13722	0.19746	0.04064	2.22579	-0.53465	2.50437	-0.38039	0.47868
Mean	**10.18978**	**0.13488**	**0.19707**	**0.03659**	**2.22401**	**-0.52953**	**2.49542**	**-0.38018**	**0.47778**
%RSD	0.29383	2.45187	0.27525	15.65616	0.11290	1.36717	0.50721	0.08054	0.26572

	Zr	Pb	SeNCH
	ppm	calc	calc
#1	0.08179	0.23065	-0.16319
#2	0.08159	0.23234	-0.16092
Mean	**0.08169**	**0.23150**	**-0.16205**
%RSD	0.17191	0.51793	0.98966

Method : Paragon File : 080922A Printed : 9/22/2008 17:45:00
SampleId1 : CCV **SampleId2 :** **[CV]**
Analysis commenced : 9/22/2008 11:56:43
Dilution ratio : 1.00000 to 1.00000 Tray : Position : STD6

Final concentrations

	Ag	Al	As	B	Ba	Be	Bi	Ca	Cd
	ppm	ppm	ppm	ppm	ppm	ppm	ppm	ppm	ppm
#1	0.20558	52.63300	0.50975	1.06365	1.02035	0.47972	0.53241	51.48183	0.51527
#2	0.20618	52.37784	0.50285	1.06335	1.01926	0.47995	0.53651	51.52833	0.51437
Mean	**0.20588**	**52.50542**	**0.50630**	**1.06350**	**1.01981**	**0.47983**	**0.53446**	**51.50508**	**0.51482**
%RSD	0.20817	0.34363	0.96314	0.01952	0.07533	0.03352	0.54185	0.06384	0.12373

	Co	Cr	Cu	Fe	K	Li	Mg	Mn	Mo
	ppm	ppm	ppm	ppm	ppm	ppm	ppm	ppm	ppm
#1	0.49286	0.98709	1.05277	19.99468	50.67926	0.53235	51.70204	0.96291	1.00425
#2	0.49173	0.98680	1.04832	19.98311	50.38797	0.52860	51.56278	0.96355	1.00538
Mean	**0.49229**	**0.98694**	**1.05055**	**19.98890**	**50.53362**	**0.53047**	**51.63241**	**0.96323**	**1.00481**
%RSD	0.16241	0.02081	0.29987	0.04094	0.40759	0.50049	0.19071	0.04682	0.07920

	Na	Ni	P	Pb I	Pb II	S	Sb	Se I	Se II
	ppm	ppm	ppm	ppm	ppm	ppm	ppm	ppm	ppm
#1	50.46589	1.00117	5.04650	1.02429	1.00654	5.00924	0.52799	1.06820	1.01770
#2	50.12975	1.00081	5.00412	1.03251	1.00750	4.97838	0.52095	1.06179	1.01193
Mean	**50.29782**	**1.00099**	**5.02531**	**1.02840**	**1.00702**	**4.99381**	**0.52447**	**1.06500**	**1.01481**
%RSD	0.47256	0.02605	0.59634	0.56481	0.06754	0.43697	0.94960	0.42555	0.40241

	Si	Sn	Sr	Th	Ti	Tl	U	V	Zn
	ppm	ppm	ppm	ppm	ppm	ppm	ppm	ppm	ppm
#1	4.85155	1.03051	0.48751	0.30579	0.48997	0.54916	5.05201	0.50060	1.00703
#2	4.83937	1.03503	0.48691	0.30828	0.48963	0.53832	5.05564	0.50123	1.01062
Mean	**4.84546**	**1.03277**	**0.48721**	**0.30704**	**0.48980**	**0.54374**	**5.05382**	**0.50092**	**1.00883**
%RSD	0.17777	0.30938	0.08687	0.57380	0.04858	1.40903	0.05083	0.08845	0.25174

	Zr	Pb	Se
	ppm	calc	calc
#1	0.97750	1.01245	1.03452
#2	0.97622	1.01583	1.02853
Mean	**0.97686**	**1.01414**	**1.03153**
%RSD	0.09259	0.23546	0.41037

Method : Paragon File : 080922A Printed : 9/22/2008 17:45:00

SampleId1 : CCB **SampleId2 :** **[CB]**
Analysis commenced : 9/22/2008 12:00:38
Dilution ratio : 1.00000 to 1.00000 Tray : Position : STD2

Final concentrations

	Ag	Al	As	B	Ba	Be	Bi	Ca	Cd
	ppm	ppm	ppm	ppm	ppm	ppm	ppm	ppm	ppm
#1	-0.00039	0.05650	-0.00336	-0.00227	-0.00059	0.00019	0.00009	-0.04841	-0.00021
#2	-0.00019	0.05314	-0.00094	-0.00306	-0.00059	0.00023	0.00094	-0.04867	-0.00034
Mean	**-0.00029**	**0.05482**	**-0.00215**	**-0.00266**	**-0.00059**	**0.00021**	**0.00052**	**-0.04854**	**-0.00028**
%RSD	48.20420	4.33781	79.43032	20.86858	0.00000	11.49877	116.43082	0.38345	32.88578

	Co	Cr	Cu	Fe	K	Li	Mg	Mn	Mo
	ppm	ppm	ppm	ppm	ppm	ppm	ppm	ppm	ppm
#1	-0.00065	-0.00039	-0.00153	-0.00380	0.13031	0.00532	-0.02397	-0.00059	-0.00163
#2	-0.00041	-0.00001	-0.00117	-0.00397	0.13487	0.00533	-0.02177	-0.00046	-0.00126
Mean	**-0.00053**	**-0.00020**	**-0.00135**	**-0.00388**	**0.13259**	**0.00532**	**-0.02287**	**-0.00052**	**-0.00145**
%RSD	32.07390	130.95630	18.70591	3.19886	2.43193	0.12581	6.81678	17.15393	18.37941

	Na	Ni	P	Pb I	Pb II	S	Sb	Se I	Se II
	ppm	ppm	ppm	ppm	ppm	ppm	ppm	ppm	ppm
#1	0.16056	-0.00103	-0.00321	0.00080	-0.00443	-0.00104	0.00030	-0.00347	-0.00185
#2	0.16080	-0.00057	0.00879	0.00213	-0.00084	0.00238	-0.00177	-0.00399	-0.00905
Mean	**0.16068**	**-0.00080**	**0.00279**	**0.00147**	**-0.00264**	**0.00067**	**-0.00073**	**-0.00373**	**-0.00545**
%RSD	0.10716	40.90750	303.69880	63.90955	96.14135	360.05357	199.47913	9.81885	93.41266

	Si	Sn	Sr	Th	Ti	Tl	U	V	Zn
	ppm	ppm	ppm	ppm	ppm	ppm	ppm	ppm	ppm
#1	0.01071	0.00446	-0.00102	0.02277	-0.00104	-0.00393	-0.01464	-0.00001	-0.00088
#2	0.00936	-0.00095	-0.00101	0.02827	-0.00092	0.00259	-0.01161	-0.00067	-0.00043
Mean	**0.01004**	**0.00175**	**-0.00101**	**0.02552**	**-0.00098**	**-0.00067**	**-0.01313**	**-0.00034**	**-0.00066**
%RSD	9.55274	218.34642	0.54354	15.24917	8.34664	688.48513	16.32250	138.40927	48.32054

	Zr	Pb	Se
	ppm	calc	calc
#1	-0.00131	-0.00269	-0.00239
#2	-0.00153	0.00015	-0.00736
Mean	**-0.00142**	**-0.00127**	**-0.00488**
%RSD	10.85557	157.69020	72.12286

Method : Paragon File : 080922A Printed : 9/22/2008 17:45:00
SampleId1 : 0808246-2 **SampleId2 :** **[SAMPLE]**
Analysis commenced : 9/22/2008 12:02:50
Dilution ratio : 1.00000 to 1.00000 Tray : Position : TUBE27

Final concentrations

	Ag	Al	As	B	Ba	Be	Bi	Ca	Cd
	ppm	ppm	ppm	ppm	ppm	ppm	ppm	ppm	ppm

#1	-0.00381	82.11533	0.03830	0.04179	1.34908	0.00634	-0.00419	352.04554	0.00031
#2	-0.00362	82.73666	0.03929	0.04351	1.35678	0.00637	-0.00396	353.65165	0.00047
Mean	**-0.00371**	**82.42600**	**0.03880**	**0.04265**	**1.35293**	**0.00636**	**-0.00408**	**352.84860**	**0.00039**
%RSD	3.68498	0.53302	1.80295	2.85008	0.40254	0.33698	4.10098	0.32186	29.34560

	Co	**Cr**	**Cu**	**Fe**	**K**	**Li**	**Mg**	**Mn**	**Mo**
	ppm	ppm	ppm	ppm	ppm	ppm	ppm	ppm	ppm
#1	0.07860	0.12267	0.63212	167.42059	14.86287	0.16497	93.49200	3.19364	0.05466
#2	0.07903	0.12359	0.63640	168.09251	14.97032	0.16646	94.04365	3.20999	0.05565
Mean	**0.07881**	**0.12313**	**0.63426**	**167.75655**	**14.91660**	**0.16571**	**93.76783**	**3.20182**	**0.05516**
%RSD	0.38605	0.52480	0.47651	0.28322	0.50933	0.63506	0.41600	0.36098	1.26402

	Na	**Ni**	**P**	**Pb I**	**Pb II**	**S**	**Sb**	**Se I**	**Se II**
	ppm	ppm	ppm	ppm	ppm	ppm	ppm	ppm	ppm
#1	7.67246	0.15290	14.45736	0.01803	0.10621	0.79607	0.00379	-0.01485	0.00097
#2	7.74680	0.15436	14.51426	0.02303	0.10381	0.79265	0.00420	-0.00909	-0.00617
Mean	**7.70963**	**0.15363**	**14.48581**	**0.02053**	**0.10501**	**0.79436**	**0.00400**	**-0.01197**	**-0.00260**
%RSD	0.68187	0.67186	0.27774	17.22854	1.61395	0.30459	7.31718	34.06565	194.29799

	Si	**Sn**	**Sr**	**Th**	**Ti**	**Tl**	**U**	**V**	**Zn**
	ppm	ppm	ppm	ppm	ppm	ppm	ppm	ppm	ppm
#1	17.43904	0.04250	2.20794	0.08061	7.05249	0.00087	0.04226	0.44769	0.34717
#2	17.56035	0.04390	2.21738	0.12402	7.10826	0.00039	0.06423	0.44962	0.35390
Mean	**17.49970**	**0.04320**	**2.21266**	**0.10231**	**7.08037**	**0.00063**	**0.05325**	**0.44866**	**0.35053**
%RSD	0.49019	2.28893	0.30154	29.99791	0.55698	53.14425	29.16942	0.30382	1.35810

	Zr	**Pb**	**Se**
	ppm	calc	calc
#1	0.24247	0.07685	-0.00430
#2	0.24073	0.07691	-0.00714
Mean	**0.24160**	**0.07688**	**-0.00572**
%RSD	0.50711	0.06143	35.11717

Method : Paragon File : 080922A Printed : 9/22/2008 17:45:00
SampleId1 : 0808246-4 **SampleId2 :** **[SAMPLE]**
Analysis commenced : 9/22/2008 12:04:46
Dilution ratio : 1.00000 to 1.00000 Tray : Position : TUBE28

Final concentrations

	Ag	**Al**	**As**	**B**	**Ba**	**Be**	**Bi**	**Ca**	**Cd**
	ppm	ppm	ppm	ppm	ppm	ppm	ppm	ppm	ppm
#1	-0.00326	86.12894	0.02918	0.04906	1.40559	0.00629	0.00070	297.99513	0.00089
#2	-0.00292	85.79822	0.03006	0.04749	1.40191	0.00626	-0.00174	297.70255	0.00031
Mean	**-0.00309**	**85.96358**	**0.02962**	**0.04828**	**1.40375**	**0.00628**	**-0.00052**	**297.84884**	**0.00060**
%RSD	7.80743	0.27203	2.09941	2.30217	0.18513	0.38611	329.43475	0.06946	68.93497

	Co	**Cr**	**Cu**	**Fe**	**K**	**Li**	**Mg**	**Mn**	**Mo**
	ppm	ppm	ppm	ppm	ppm	ppm	ppm	ppm	ppm
#1	0.06532	0.11326	0.14056	148.36378	15.74937	0.21597	103.53534	3.00128	0.00292

#2	0.06468	0.11367	0.14020	148.22543	15.68516	0.21496	103.44003	2.99934	0.00194
Mean	**0.06500**	**0.11347**	**0.14038**	**148.29460**	**15.71727**	**0.21546**	**103.48769**	**3.00031**	**0.00243**
%RSD	0.69999	0.25293	0.18000	0.06597	0.28891	0.33142	0.06512	0.04579	28.70982

	Na	**Ni**	**P**	**Pb I**	**Pb II**	**S**	**Sb**	**Se I**	**Se II**
	ppm	ppm	ppm	ppm	ppm	ppm	ppm	ppm	ppm
#1	5.33514	0.13411	9.84023	0.03112	0.09987	0.63868	0.00360	-0.00058	-0.00070
#2	5.31280	0.13470	9.83436	0.03088	0.10046	0.62157	0.00308	-0.00117	-0.00397
Mean	**5.32397**	**0.13440**	**9.83729**	**0.03100**	**0.10016**	**0.63012**	**0.00334**	**-0.00088**	**-0.00233**
%RSD	0.29676	0.31109	0.04219	0.52670	0.41943	1.91974	11.15615	47.39917	99.17510

	Si	**Sn**	**Sr**	**Th**	**Ti**	**Tl**	**U**	**V**	**Zn**
	ppm	ppm	ppm	ppm	ppm	ppm	ppm	ppm	ppm
#1	18.10873	0.04520	2.13169	0.06822	6.11279	0.00487	0.06312	0.39279	0.29937
#2	18.06113	0.04404	2.12614	0.07941	6.10425	0.00155	0.06139	0.39348	0.29802
Mean	**18.08493**	**0.04462**	**2.12891**	**0.07381**	**6.10852**	**0.00321**	**0.06226**	**0.39314**	**0.29869**
%RSD	0.18612	1.83925	0.18443	10.71841	0.09881	73.15546	1.95796	0.12430	0.31876

	Zr	**Pb**	**Se**
	ppm	calc	calc
#1	0.20146	0.07697	-0.00066
#2	0.20066	0.07729	-0.00304
Mean	**0.20106**	**0.07713**	**-0.00185**
%RSD	0.28390	0.29281	91.00688

Method : Paragon File : 080922A Printed : 9/22/2008 17:45:01
SampleId1 : 0809029-2 **SampleId2 :** **[SAMPLE]**
Analysis commenced : 9/22/2008 12:06:43
Dilution ratio : 1.00000 to 1.00000 Tray : Position : TUBE29

Final concentrations

	Ag	**Al**	**As**	**B**	**Ba**	**Be**	**Bi**	**Ca**	**Cd**
	ppm	ppm	ppm	ppm	ppm	ppm	ppm	ppm	ppm
#1	-0.00138	98.90099	0.04380	0.05643	1.73008	0.00820	0.00075	74.96328	0.00129
#2	-0.00238	98.48296	0.03863	0.05614	1.72416	0.00818	0.00242	74.68257	0.00170
Mean	**-0.00188**	**98.69198**	**0.04122**	**0.05628**	**1.72712**	**0.00819**	**0.00159**	**74.82292**	**0.00149**
%RSD	37.41645	0.29951	8.86282	0.37024	0.24232	0.13107	74.67438	0.26528	19.48412

	Co	**Cr**	**Cu**	**Fe**	**K**	**Li**	**Mg**	**Mn**	**Mo**
	ppm	ppm	ppm	ppm	ppm	ppm	ppm	ppm	ppm
#1	0.04679	0.07541	0.10617	113.47388	58.81579	0.12054	37.85343	3.24405	0.00466
#2	0.04674	0.07481	0.10484	113.10489	58.49767	0.12001	37.74641	3.23483	0.00283
Mean	**0.04676**	**0.07511**	**0.10550**	**113.28939**	**58.65673**	**0.12028**	**37.79992**	**3.23944**	**0.00374**
%RSD	0.07823	0.56320	0.89427	0.23031	0.38349	0.30881	0.20020	0.20110	34.59169

	Na	**Ni**	**P**	**Pb I**	**Pb II**	**S**	**Sb**	**Se I**	**Se II**
	ppm	ppm	ppm	ppm	ppm	ppm	ppm	ppm	ppm
#1	2.79392	0.11164	2.70414	0.14644	0.17095	0.56341	0.00132	0.00400	0.00007
#2	2.78024	0.11106	2.66336	0.14574	0.16894	0.55656	0.00214	-0.00811	0.00647

Mean	**2.78708**	**0.11135**	**2.68375**	**0.14609**	**0.16995**	**0.55999**	**0.00173**	**-0.00205**	**0.00327**
%RSD	0.34689	0.36378	1.07453	0.33993	0.83667	0.86405	33.50842	417.50248	138.53303

	Si	**Sn**	**Sr**	**Th**	**Ti**	**Tl**	**U**	**V**	**Zn**
	ppm	ppm	ppm	ppm	ppm	ppm	ppm	ppm	ppm
#1	21.62295	0.03963	0.69762	0.08940	2.60321	0.01440	0.03839	0.14460	0.37948
#2	21.54702	0.04725	0.69593	0.09022	2.59550	0.00147	0.02107	0.14365	0.38173
Mean	**21.58498**	**0.04344**	**0.69677**	**0.08981**	**2.59936**	**0.00793**	**0.02973**	**0.14412**	**0.38061**
%RSD	0.24873	12.40150	0.17179	0.64896	0.20968	115.24148	41.20325	0.46257	0.41694

	Zr	**Pb**	**Se**
	ppm	calc	calc
#1	0.13940	0.16279	0.00138
#2	0.13886	0.16121	0.00162
Mean	**0.13913**	**0.16200**	**0.00150**
%RSD	0.27175	0.68750	11.30679

Method : Paragon File : 080922A Printed : 9/22/2008 17:45:01
SampleId1 : 0809029-4 **SampleId2 :** **[SAMPLE]**
Analysis commenced : 9/22/2008 12:08:40
Dilution ratio : 1.00000 to 1.00000 Tray : Position : TUBE30

Final concentrations

	Ag	**Al**	**As**	**B**	**Ba**	**Be**	**Bi**	**Ca**	**Cd**
	ppm	ppm	ppm	ppm	ppm	ppm	ppm	ppm	ppm
#1	-0.00199	112.45335	0.03512	0.08109	1.62788	0.00780	-0.00080	406.22779	0.00156
#2	-0.00179	113.38162	0.04292	0.08123	1.64590	0.00787	0.00371	403.69050	0.00139
Mean	**-0.00189**	**112.91749**	**0.03902**	**0.08116**	**1.63689**	**0.00784**	**0.00146**	**404.95914**	**0.00148**
%RSD	7.40350	0.58130	14.14312	0.12837	0.77841	0.57616	218.81943	0.44304	8.17181

	Co	**Cr**	**Cu**	**Fe**	**K**	**Li**	**Mg**	**Mn**	**Mo**
	ppm	ppm	ppm	ppm	ppm	ppm	ppm	ppm	ppm
#1	0.04218	0.07138	0.09317	110.04822	59.74756	0.18954	128.53377	3.65888	0.00405
#2	0.04217	0.07092	0.09407	109.92824	60.55319	0.19229	129.20353	3.66370	0.00438
Mean	**0.04217**	**0.07115**	**0.09362**	**109.98823**	**60.15038**	**0.19092**	**128.86865**	**3.66129**	**0.00421**
%RSD	0.01494	0.45970	0.67697	0.07713	0.94707	1.01812	0.36750	0.09301	5.51676

	Na	**Ni**	**P**	**Pb I**	**Pb II**	**S**	**Sb**	**Se I**	**Se II**
	ppm	ppm	ppm	ppm	ppm	ppm	ppm	ppm	ppm
#1	3.69281	0.08140	3.19524	0.09620	0.14336	0.99454	0.00651	0.00515	0.00081
#2	3.74585	0.08129	3.19237	0.09824	0.13951	1.00823	0.00745	-0.00846	0.00296
Mean	**3.71933**	**0.08135**	**3.19380**	**0.09722**	**0.14144**	**1.00139**	**0.00698**	**-0.00166**	**0.00189**
%RSD	1.00846	0.09639	0.06359	1.48143	1.92200	0.96658	9.48107	580.00840	80.62037

	Si	**Sn**	**Sr**	**Th**	**Ti**	**Tl**	**U**	**V**	**Zn**
	ppm	ppm	ppm	ppm	ppm	ppm	ppm	ppm	ppm
#1	22.19493	0.03798	0.85158	0.06876	2.88448	-0.00397	0.05042	0.14085	0.36714
#2	22.32967	0.03987	0.85891	0.06302	2.90070	0.00561	0.04990	0.14256	0.36535
Mean	**22.26230**	**0.03893**	**0.85524**	**0.06589**	**2.89259**	**0.00082**	**0.05016**	**0.14171**	**0.36624**

%RSD	0.42796	3.42143	0.60564	6.16149	0.39649	823.68066	0.73917	0.85232	0.34663

	Zr	Pb	Se
	ppm	calc	calc
#1	0.15494	0.12766	0.00225
#2	0.15602	0.12577	-0.00084
Mean	**0.15548**	**0.12671**	**0.00070**
%RSD	0.49182	1.05245	310.80199

Method : Paragon File : 080922A Printed : 9/22/2008 17:45:01
SampleId1 : ZZZ **SampleId2 :** **[SAMPLE]**
Analysis commenced : 9/22/2008 12:10:37
Dilution ratio : 1.00000 to 1.00000 Tray : Position : TUBE31

Final concentrations

	Ag	Al	As	B	Ba	Be	Bi	Ca	Cd
	ppm	ppm	ppm	ppm	ppm	ppm	ppm	ppm	ppm
#1	0.00007	0.06552	-0.00468	-0.00202	-0.00042	0.00016	-0.00160	0.02135	-0.00022
#2	-0.00066	0.07525	0.00180	-0.00266	-0.00056	0.00018	-0.00790	0.01556	-0.00020
Mean	**-0.00029**	**0.07038**	**-0.00144**	**-0.00234**	**-0.00049**	**0.00017**	**-0.00475**	**0.01845**	**-0.00021**
%RSD	176.57324	9.77495	318.82410	19.26554	19.45509	7.19418	93.72658	22.19286	9.28255

	Co	Cr	Cu	Fe	K	Li	Mg	Mn	Mo
	ppm	ppm	ppm	ppm	ppm	ppm	ppm	ppm	ppm
#1	-0.00065	0.00068	-0.00207	0.00859	0.16624	0.00549	-0.00707	-0.00008	-0.00163
#2	-0.00184	0.00008	-0.00206	0.00604	0.16077	0.00548	-0.01846	-0.00027	-0.00177
Mean	**-0.00124**	**0.00038**	**-0.00207**	**0.00732**	**0.16351**	**0.00548**	**-0.01276**	**-0.00017**	**-0.00170**
%RSD	67.93934	113.02491	0.17274	24.62050	2.36655	0.15261	63.10167	77.30092	5.84737

	Na	Ni	P	Pb I	Pb II	S	Sb	Se I	Se II
	ppm	ppm	ppm	ppm	ppm	ppm	ppm	ppm	ppm
#1	0.17870	-0.00031	0.04385	0.00156	0.00175	-0.00446	0.00164	-0.01254	-0.00048
#2	0.17842	-0.00081	0.04353	0.00058	0.00282	0.01606	0.00030	-0.00169	-0.00516
Mean	**0.17856**	**-0.00056**	**0.04369**	**0.00107**	**0.00229**	**0.00580**	**0.00097**	**-0.00712**	**-0.00282**
%RSD	0.11252	63.18931	0.51115	64.77245	32.93061	250.09755	98.05360	107.82974	117.29876

	Si	Sn	Sr	Th	Ti	Tl	U	V	Zn
	ppm	ppm	ppm	ppm	ppm	ppm	ppm	ppm	ppm
#1	0.02152	0.01207	-0.00094	0.03010	-0.00058	-0.00841	-0.00980	-0.00013	0.00069
#2	0.01809	0.01471	-0.00098	0.03187	-0.00048	-0.01336	-0.01889	-0.00051	0.00204
Mean	**0.01981**	**0.01339**	**-0.00096**	**0.03099**	**-0.00053**	**-0.01088**	**-0.01435**	**-0.00032**	**0.00136**
%RSD	12.24283	13.91245	2.87227	4.04195	14.22916	32.16403	44.79433	83.79496	69.85765

	Zr	Pb	Se
	ppm	calc	calc
#1	-0.00127	0.00169	-0.00450
#2	-0.00163	0.00207	-0.00400
Mean	**-0.00145**	**0.00188**	**-0.00425**
%RSD	17.83036	14.44826	8.22815

ted: 9/22/2008 17:45:41 User: ROY FRENCH
Method : Paragon File : 080922A Printed : 9/22/2008 17:45:02
SampleId1 : IP080918-2LCS SampleId2 : [SAMPLE]
Analysis commenced : 9/22/2008 12:12:34
Dilution ratio : 1.00000 to 1.00000 Tray : Position : TUBE32

Final concentrations

	Ag	Al	As	B	Ba	Be	Bi	Ca	Cd
	ppm	ppm	ppm	ppm	ppm	ppm	ppm	ppm	ppm
#1	0.09220	2.00556	1.72094	0.90441	1.93108	0.04666	-0.00478	37.84753	0.04750
#2	0.09281	2.00923	1.72462	0.90974	1.93619	0.04661	-0.00296	37.65982	0.04725
Mean	**0.09250**	**2.00739**	**1.72278**	**0.90707**	**1.93364**	**0.04664**	**-0.00387**	**37.75367**	**0.04738**
%RSD	0.46550	0.12917	0.15110	0.41606	0.18675	0.07544	33.23853	0.35157	0.36942

	Co	Cr	Cu	Fe	K	Li	Mg	Mn	Mo
	ppm	ppm	ppm	ppm	ppm	ppm	ppm	ppm	ppm
#1	0.45583	0.18815	0.25325	0.91493	34.22346	0.45838	36.87329	0.45368	0.94253
#2	0.45417	0.18842	0.25522	0.91352	34.42258	0.46182	36.90736	0.45292	0.94052
Mean	**0.45500**	**0.18828**	**0.25423**	**0.91423**	**34.32302**	**0.46010**	**36.89033**	**0.45330**	**0.94153**
%RSD	0.25805	0.09896	0.54865	0.10940	0.41020	0.52904	0.06529	0.11894	0.15146

	Na	Ni	P	Pb I	Pb II	S	Sb	Se I	Se II
	ppm	ppm	ppm	ppm	ppm	ppm	ppm	ppm	ppm
#1	35.24821	0.47540	0.04922	0.46262	0.46121	-0.00446	0.46797	1.65022	1.60691
#2	35.42213	0.47226	0.04669	0.46339	0.46524	0.00238	0.46407	1.66818	1.62184
Mean	**35.33517**	**0.47383**	**0.04795**	**0.46300**	**0.46322**	**-0.00104**	**0.46602**	**1.65920**	**1.61438**
%RSD	0.34804	0.46838	3.72565	0.11754	0.61427	465.79928	0.59266	0.76543	0.65403

	Si	Sn	Sr	Th	Ti	Tl	U	V	Zn
	ppm	ppm	ppm	ppm	ppm	ppm	ppm	ppm	ppm
#1	1.72347	0.48337	0.45959	0.01909	0.45949	1.88061	-0.01285	0.48056	0.46477
#2	1.72801	0.48264	0.46111	0.01370	0.46045	1.89466	-0.01890	0.48056	0.46275
Mean	**1.72574**	**0.48301**	**0.46035**	**0.01640**	**0.45997**	**1.88763**	**-0.01588**	**0.48056**	**0.46376**
%RSD	0.18619	0.10709	0.23335	23.21804	0.14704	0.52635	26.99198	0.00005	0.30797

	Zr	Pb	Se
	ppm	calc	calc
#1	-0.00299	0.46168	1.62133
#2	-0.00290	0.46462	1.63727
Mean	**-0.00295**	**0.46315**	**1.62930**
%RSD	2.02804	0.44891	0.69181

Method : Paragon File : 080922A Printed : 9/22/2008 17:45:02
SampleId1 : IP080918-2LCSD SampleId2 : [SAMPLE]
Analysis commenced : 9/22/2008 12:14:31
Dilution ratio : 1.00000 to 1.00000 Tray : Position : TUBE33

Final concentrations

	Ag	Al	As	B	Ba	Be	Bi	Ca	Cd
	ppm	ppm	ppm	ppm	ppm	ppm	ppm	ppm	ppm
#1	0.09240	2.01911	1.70751	0.90891	1.91049	0.04591	-0.00527	37.37436	0.04708
#2	0.09186	2.01520	1.71000	0.90558	1.92475	0.04606	-0.00006	37.35333	0.04709
Mean	**0.09213**	**2.01716**	**1.70876**	**0.90725**	**1.91762**	**0.04598**	**-0.00267**	**37.36384**	**0.04708**
%RSD	0.41181	0.13692	0.10307	0.25951	0.52560	0.22824	138.02563	0.03980	0.01334

	Co	Cr	Cu	Fe	K	Li	Mg	Mn	Mo
	ppm	ppm	ppm	ppm	ppm	ppm	ppm	ppm	ppm
#1	0.44933	0.18624	0.25316	0.90247	34.72244	0.46498	36.96400	0.44669	0.92612
#2	0.44953	0.18541	0.25397	0.90698	34.71321	0.46460	36.86256	0.44802	0.92710
Mean	**0.44943**	**0.18583**	**0.25356**	**0.90472**	**34.71783**	**0.46479**	**36.91328**	**0.44736**	**0.92661**
%RSD	0.03048	0.31887	0.22485	0.35236	0.01879	0.05720	0.19433	0.21089	0.07516

	Na	Ni	P	Pb I	Pb II	S	Sb	Se I	Se II
	ppm	ppm	ppm	ppm	ppm	ppm	ppm	ppm	ppm
#1	35.79645	0.46858	0.04732	0.45484	0.45780	0.01264	0.46511	1.65374	1.61795
#2	35.66411	0.46797	0.04764	0.46017	0.46025	-0.00104	0.46133	1.64582	1.60358
Mean	**35.73028**	**0.46828**	**0.04748**	**0.45751**	**0.45903**	**0.00580**	**0.46322**	**1.64978**	**1.61077**
%RSD	0.26192	0.09200	0.47035	0.82415	0.37764	166.73212	0.57618	0.33959	0.63057

	Si	Sn	Sr	Th	Ti	Tl	U	V	Zn
	ppm	ppm	ppm	ppm	ppm	ppm	ppm	ppm	ppm
#1	1.71091	0.48425	0.45523	0.01257	0.45341	1.87374	-0.01526	0.47423	0.45467
#2	1.70463	0.47797	0.45809	0.01336	0.45562	1.87739	-0.01648	0.47480	0.45265
Mean	**1.70777**	**0.48111**	**0.45666**	**0.01296**	**0.45451**	**1.87557**	**-0.01587**	**0.47452**	**0.45366**
%RSD	0.26006	0.92356	0.44240	4.28394	0.34447	0.13777	5.41513	0.08460	0.31483

	Zr	Pb	Se
	ppm	calc	calc
#1	-0.00322	0.45682	1.62987
#2	-0.00333	0.46023	1.61765
Mean	**-0.00327**	**0.45852**	**1.62376**
%RSD	2.25217	0.52600	0.53212

Method : Paragon File : 080922A Printed : 9/22/2008 17:45:02
SampleId1 : 0808250-1 **SampleId2 :** **[SAMPLE]**
Analysis commenced : 9/22/2008 12:16:27
Dilution ratio : 1.00000 to 1.00000 Tray : Position : TUBE34

Final concentrations

	Ag	Al	As	B	Ba	Be	Bi	Ca	Cd
	ppm	ppm	ppm	ppm	ppm	ppm	ppm	ppm	ppm
#1	-0.00070	0.16585	-0.03625	0.00024	0.00176	-0.00002	-0.01331	20.44056	0.00187
#2	-0.00008	0.16054	-0.04394	-0.00011	0.00182	-0.00006	-0.00834	20.42712	0.00216
Mean	**-0.00039**	**0.16319**	**-0.04010**	**0.00006**	**0.00179**	**-0.00004**	**-0.01083**	**20.43384**	**0.00202**
%RSD	112.85350	2.29887	13.57875	384.99903	2.13219	60.83669	32.41102	0.04649	10.05169

	Co	Cr	Cu	Fe	K	Li	Mg	Mn	Mo

	ppm	ppm	ppm	ppm	ppm	ppm	ppm	ppm	ppm
#1	-0.00124	0.02149	0.01916	0.26805	250.16764	0.00871	21.77029	0.00682	-0.00464
#2	-0.00100	0.02199	0.01907	0.26937	250.73827	0.00887	21.76844	0.00676	-0.00389
Mean	**-0.00112**	**0.02174**	**0.01911**	**0.26871**	**250.45295**	**0.00879**	**21.76936**	**0.00679**	**-0.00426**
%RSD	14.96004	1.61573	0.31295	0.34747	0.16111	1.29393	0.00599	0.65929	12.46305

	Na	**Ni**	**P**	**Pb I**	**Pb II**	**S**	**Sb**	**Se I**	**Se II**
	ppm	ppm	ppm	ppm	ppm	ppm	ppm	ppm	ppm
#1	38.08177	0.00213	151.20779	0.00199	0.00662	180.83233	0.00911	0.23160	0.24109
#2	38.18104	0.00261	151.33785	0.00004	0.00400	180.80261	0.00776	0.22840	0.25329
Mean	**38.13141**	**0.00237**	**151.27282**	**0.00102**	**0.00531**	**180.81747**	**0.00844**	**0.23000**	**0.24719**
%RSD	0.18409	14.33102	0.06079	135.44358	34.82455	0.01162	11.25138	0.98417	3.49170

	Si	**Sn**	**Sr**	**Th**	**Ti**	**Tl**	**U**	**V**	**Zn**
	ppm	ppm	ppm	ppm	ppm	ppm	ppm	ppm	ppm
#1	0.16121	0.17052	0.03787	0.02228	-0.00093	-0.06260	0.03002	-0.00038	1.04429
#2	0.16233	0.17696	0.03805	0.05622	-0.00008	-0.06494	0.02093	-0.00038	1.04766
Mean	**0.16177**	**0.17374**	**0.03796**	**0.03925**	**-0.00050**	**-0.06377**	**0.02547**	**-0.00038**	**1.04598**
%RSD	0.48834	2.61874	0.33423	61.15463	119.86323	2.59042	25.23670	0.05935	0.22762

	Zr	**Pb**	**Se**
	ppm	calc	calc
#1	-0.00034	0.00508	0.23793
#2	-0.00245	0.00268	0.24500
Mean	**-0.00140**	**0.00388**	**0.24147**
%RSD	106.75601	43.61841	2.07201

Method : Paragon File : 080922A Printed : 9/22/2008 17:45:03
SampleId1 : 0808250-2 **SampleId2 :** **[SAMPLE]**
Analysis commenced : 9/22/2008 12:18:24
Dilution ratio : 1.00000 to 1.00000 Tray : Position : TUBE35

Final concentrations

	Ag	**Al**	**As**	**B**	**Ba**	**Be**	**Bi**	**Ca**	**Cd**
	ppm	ppm	ppm	ppm	ppm	ppm	ppm	ppm	ppm
#1	0.00023	0.14499	-0.04218	0.00097	0.00098	-0.00022	-0.00944	15.61735	0.00059
#2	0.00017	0.14380	-0.03911	0.00102	0.00098	-0.00022	-0.01077	15.64837	0.00052
Mean	**0.00020**	**0.14440**	**-0.04064**	**0.00100**	**0.00098**	**-0.00022**	**-0.01011**	**15.63286**	**0.00056**
%RSD	20.44361	0.58271	5.35804	3.48574	0.00000	0.15309	9.32988	0.14032	9.26977

	Co	**Cr**	**Cu**	**Fe**	**K**	**Li**	**Mg**	**Mn**	**Mo**
	ppm	ppm	ppm	ppm	ppm	ppm	ppm	ppm	ppm
#1	-0.00124	0.03118	0.01261	0.33487	238.92961	0.00855	18.63539	0.00480	-0.00586
#2	-0.00106	0.03185	0.01378	0.33479	238.62689	0.00860	18.64572	0.00467	-0.00464
Mean	**-0.00115**	**0.03151**	**0.01319**	**0.33483**	**238.77825**	**0.00857**	**18.64056**	**0.00473**	**-0.00525**
%RSD	11.01871	1.50840	6.28418	0.01860	0.08965	0.42938	0.03918	1.89181	16.44760

	Na	**Ni**	**P**	**Pb I**	**Pb II**	**S**	**Sb**	**Se I**	**Se II**
	ppm	ppm	ppm	ppm	ppm	ppm	ppm	ppm	ppm

#1	40.95873	0.00389	132.90699	0.00054	0.00558	159.22965	0.00944	0.19367	0.22494
#2	40.87763	0.00379	132.64808	0.00105	0.00637	159.38428	0.00893	0.18318	0.22617
Mean	**40.91818**	**0.00384**	**132.77753**	**0.00080**	**0.00597**	**159.30696**	**0.00918**	**0.18843**	**0.22556**
%RSD	0.14014	1.70152	0.13788	45.64476	9.36973	0.06863	3.95412	3.93427	0.38360

	Si	**Sn**	**Sr**	**Th**	**Ti**	**Tl**	**U**	**V**	**Zn**
	ppm	ppm	ppm	ppm	ppm	ppm	ppm	ppm	ppm
#1	0.18110	0.16306	0.03066	0.01497	-0.00132	-0.06827	0.04028	-0.00056	1.04968
#2	0.17855	0.15794	0.03069	0.01094	-0.00136	-0.07070	0.02755	-0.00024	1.05125
Mean	**0.17983**	**0.16050**	**0.03068**	**0.01295**	**-0.00134**	**-0.06948**	**0.03391**	**-0.00040**	**1.05047**
%RSD	1.00543	2.25532	0.08990	22.00502	1.87770	2.47390	26.53600	56.03528	0.10577

	Zr	**Pb**	**Se**
	ppm	calc	calc
#1	0.00030	0.00390	0.21453
#2	0.00046	0.00460	0.21185
Mean	**0.00038**	**0.00425**	**0.21319**
%RSD	30.20617	11.63184	0.88722

Method : Paragon File : 080922A Printed : 9/22/2008 17:45:03
SampleId1 : 0808250-3 **SampleId2 :** **[SAMPLE]**
Analysis commenced : 9/22/2008 12:20:21
Dilution ratio : 1.00000 to 1.00000 Tray : Position : TUBE36

Final concentrations

	Ag	**Al**	**As**	**B**	**Ba**	**Be**	**Bi**	**Ca**	**Cd**
	ppm	ppm	ppm	ppm	ppm	ppm	ppm	ppm	ppm
#1	0.00017	0.18340	-0.05385	-0.00153	0.00082	-0.00022	-0.01077	15.87625	0.00044
#2	-0.00030	0.17889	-0.04625	-0.00040	0.00085	-0.00022	-0.00811	15.90728	0.00059
Mean	**-0.00007**	**0.18115**	**-0.05005**	**-0.00097**	**0.00083**	**-0.00022**	**-0.00944**	**15.89176**	**0.00051**
%RSD	494.22108	1.75892	10.72350	82.49563	2.29378	0.15303	19.96349	0.13807	19.58487

	Co	**Cr**	**Cu**	**Fe**	**K**	**Li**	**Mg**	**Mn**	**Mo**
	ppm	ppm	ppm	ppm	ppm	ppm	ppm	ppm	ppm
#1	-0.00106	0.03853	0.01306	0.39556	242.87176	0.00876	20.07381	0.00594	-0.00450
#2	-0.00106	0.03809	0.01341	0.39680	243.94395	0.00878	20.12215	0.00594	-0.00586
Mean	**-0.00106**	**0.03831**	**0.01324**	**0.39618**	**243.40785**	**0.00877**	**20.09798**	**0.00594**	**-0.00518**
%RSD	0.02863	0.80460	1.90501	0.22014	0.31147	0.17174	0.17006	0.00000	18.59493

	Na	**Ni**	**P**	**Pb I**	**Pb II**	**S**	**Sb**	**Se I**	**Se II**
	ppm	ppm	ppm	ppm	ppm	ppm	ppm	ppm	ppm
#1	35.91525	0.00243	137.79765	0.00215	0.00583	172.16521	0.00960	0.25662	0.28002
#2	36.07421	0.00281	137.83402	0.00099	0.00870	172.96494	0.01207	0.26723	0.28640
Mean	**35.99473**	**0.00262**	**137.81584**	**0.00157**	**0.00727**	**172.56507**	**0.01084**	**0.26193**	**0.28321**
%RSD	0.31229	10.47295	0.01866	52.46457	27.95132	0.32770	16.14769	2.86618	1.59446

	Si	**Sn**	**Sr**	**Th**	**Ti**	**Tl**	**U**	**V**	**Zn**
	ppm	ppm	ppm	ppm	ppm	ppm	ppm	ppm	ppm
#1	0.19255	0.17228	0.02594	0.00987	-0.00130	-0.06881	0.03660	-0.00035	1.06001

#2	0.19094	0.16423	0.02612	0.01569	-0.00108	-0.07329	0.04024	-0.00004	1.06315
Mean	**0.19174**	**0.16826**	**0.02603**	**0.01278**	**-0.00119**	**-0.07105**	**0.03842**	**-0.00019**	**1.06158**
%RSD	0.59393	3.38082	0.50848	32.20525	13.17924	4.45683	6.69139	115.17623	0.20933

	Zr	**Pb**	**Se**
	ppm	calc	calc
#1	0.00047	0.00461	0.27222
#2	-0.00003	0.00613	0.28002
Mean	**0.00022**	**0.00537**	**0.27612**
%RSD	160.99282	20.12026	1.99617

Method : Paragon File : 080922A Printed : 9/22/2008 17:45:03
SampleId1 : CCV **SampleId2 :** **[CV]**
Analysis commenced : 9/22/2008 12:24:07
Dilution ratio : 1.00000 to 1.00000 Tray : Position : STD6

Final concentrations

	Ag	**Al**	**As**	**B**	**Ba**	**Be**	**Bi**	**Ca**	**Cd**
	ppm	ppm	ppm	ppm	ppm	ppm	ppm	ppm	ppm
#1	0.21026	53.95671	0.51555	1.09046	1.02891	0.48156	0.54623	51.89429	0.52209
#2	0.21000	53.98968	0.51063	1.08777	1.02554	0.48097	0.55491	51.81040	0.52219
Mean	**0.21013**	**53.97320**	**0.51309**	**1.08912**	**1.02722**	**0.48126**	**0.55057**	**51.85235**	**0.52214**
%RSD	0.08820	0.04320	0.67882	0.17473	0.23185	0.08617	1.11552	0.11440	0.01334

	Co	**Cr**	**Cu**	**Fe**	**K**	**Li**	**Mg**	**Mn**	**Mo**
	ppm	ppm	ppm	ppm	ppm	ppm	ppm	ppm	ppm
#1	0.49560	0.99345	1.08230	19.99617	52.36830	0.55138	52.52059	0.96552	1.00852
#2	0.49738	0.99080	1.08461	19.98282	52.47804	0.55252	52.57964	0.96527	1.00674
Mean	**0.49649**	**0.99213**	**1.08345**	**19.98949**	**52.42317**	**0.55195**	**52.55012**	**0.96540**	**1.00763**
%RSD	0.25334	0.18906	0.15121	0.04723	0.14803	0.14604	0.07947	0.01869	0.12505

	Na	**Ni**	**P**	**Pb I**	**Pb II**	**S**	**Sb**	**Se I**	**Se II**
	ppm	ppm	ppm	ppm	ppm	ppm	ppm	ppm	ppm
#1	52.06607	1.01320	5.07989	1.03377	1.02738	5.11554	0.52419	1.06828	1.03956
#2	52.16676	1.01091	5.09017	1.03607	1.01787	5.11554	0.53074	1.06982	1.04084
Mean	**52.11642**	**1.01205**	**5.08503**	**1.03492**	**1.02262**	**5.11554**	**0.52746**	**1.06905**	**1.04020**
%RSD	0.13661	0.15973	0.14290	0.15722	0.65768	0.00000	0.87802	0.10226	0.08702

	Si	**Sn**	**Sr**	**Th**	**Ti**	**Tl**	**U**	**V**	**Zn**
	ppm	ppm	ppm	ppm	ppm	ppm	ppm	ppm	ppm
#1	4.95443	1.03547	0.49237	0.31619	0.49245	0.53772	5.13297	0.50460	1.00703
#2	4.96255	1.03809	0.49189	0.31984	0.49265	0.53604	5.12996	0.50410	1.00120
Mean	**4.95849**	**1.03678**	**0.49213**	**0.31801**	**0.49255**	**0.53688**	**5.13146**	**0.50435**	**1.00411**
%RSD	0.11577	0.17891	0.06904	0.81114	0.02797	0.22074	0.04150	0.07105	0.41099

	Zr	**Pb**	**Se**
	ppm	calc	calc
#1	0.98359	1.02950	1.04913
#2	0.98255	1.02393	1.05049

Mean	**0.98307**	**1.02672**	**1.04981NCH**
%RSD	0.07481	0.38415	0.09219

Method : Paragon File : 080922A Printed : 9/22/2008 17:45:03
SampleId1 : CCB **SampleId2 :** **[CB]**
Analysis commenced : 9/22/2008 12:26:13
Dilution ratio : 1.00000 to 1.00000 Tray : Position : STD2

Final concentrations

	Ag	**Al**	**As**	**B**	**Ba**	**Be**	**Bi**	**Ca**	**Cd**
	ppm	ppm	ppm	ppm	ppm	ppm	ppm	ppm	ppm
#1	-0.00066	0.08192	-0.00237	-0.00065	-0.00048	0.00046	-0.00487	-0.03972	-0.00023
#2	-0.00020	0.06904	-0.00215	-0.00129	-0.00048	0.00041	-0.00317	-0.04157	-0.00003
Mean	**-0.00043**	**0.07548**	**-0.00226**	**-0.00097**	**-0.00048**	**0.00043**	**-0.00402**	**-0.04065**	**-0.00013**
%RSD	76.81370	12.05961	6.87018	46.62798	0.00000	8.25901	29.83466	3.20566	107.86667

	Co	**Cr**	**Cu**	**Fe**	**K**	**Li**	**Mg**	**Mn**	**Mo**
	ppm	ppm	ppm	ppm	ppm	ppm	ppm	ppm	ppm
#1	-0.00053	-0.00048	-0.00162	0.00016	0.15621	0.00534	-0.00964	-0.00033	-0.00098
#2	-0.00047	0.00013	-0.00126	-0.00090	0.14910	0.00531	-0.01442	-0.00033	-0.00116
Mean	**-0.00050**	**-0.00017**	**-0.00144**	**-0.00037**	**0.15265**	**0.00533**	**-0.01203**	**-0.00033**	**-0.00107**
%RSD	8.45198	245.20620	17.41448	201.58420	3.29522	0.39110	28.07857	0.00000	12.41724

	Na	**Ni**	**P**	**Pb I**	**Pb II**	**S**	**Sb**	**Se I**	**Se II**
	ppm	ppm	ppm	ppm	ppm	ppm	ppm	ppm	ppm
#1	0.16908	-0.00129	-0.00447	-0.00158	0.00043	0.01264	0.00000	-0.00265	-0.00206
#2	0.16612	-0.00044	-0.00321	0.00256	-0.00051	0.01948	-0.00187	-0.00265	-0.00394
Mean	**0.16760**	**-0.00086**	**-0.00384**	**0.00049**	**-0.00004**	**0.01606**	**-0.00094**	**-0.00265**	**-0.00300**
%RSD	1.25007	69.63025	23.27421	598.19652	1793.86729	30.11290	140.82162	0.19178	44.14039

	Si	**Sn**	**Sr**	**Th**	**Ti**	**Tl**	**U**	**V**	**Zn**
	ppm	ppm	ppm	ppm	ppm	ppm	ppm	ppm	ppm
#1	0.00469	0.00109	-0.00096	0.03947	-0.00072	0.00259	-0.01525	-0.00073	-0.00043
#2	0.00874	0.00358	-0.00095	0.03428	-0.00056	-0.00346	-0.00798	-0.00010	0.00002
Mean	**0.00671**	**0.00234**	**-0.00095**	**0.03687**	**-0.00064**	**-0.00044**	**-0.01162**	**-0.00042**	**-0.00021**
%RSD	42.57894	75.21848	0.57916	9.95336	17.76824	983.61142	44.27852	107.07689	152.60202

	Zr	**Pb**	**Se**
	ppm	calc	calc
#1	-0.00250	-0.00024	-0.00226
#2	-0.00192	0.00051	-0.00351
Mean	**-0.00221**	**0.00014**	**-0.00288**
%RSD	18.67178	384.91591	30.57711

Method : Paragon File : 080922A Printed : 9/22/2008 17:45:04
SampleId1 : 0808250-4 **SampleId2 :** **[SAMPLE]**
Analysis commenced : 9/22/2008 12:28:22
Dilution ratio : 1.00000 to 1.00000 Tray : Position : TUBE37

Final concentrations **5:41** **User: ROY FRENCH**

	Ag	Al	As	B	Ba	Be	Bi	Ca	Cd
	ppm	ppm	ppm	ppm	ppm	ppm	ppm	ppm	ppm
#1	0.00102	0.20922	-0.04482	0.00053	0.00139	-0.00012	-0.00507	24.63818	0.00077
#2	-0.00111	0.21569	-0.04471	-0.00001	0.00122	-0.00006	-0.00508	24.60041	0.00042
Mean	**-0.00004**	**0.21246**	**-0.04477**	**0.00026**	**0.00130**	**-0.00009**	**-0.00508**	**24.61929**	**0.00060**
%RSD	3542.89681	2.15124	0.17373	147.15637	8.77902	53.67339	0.10516	0.10849	41.31376

	Co	Cr	Cu	Fe	K	Li	Mg	Mn	Mo
	ppm	ppm	ppm	ppm	ppm	ppm	ppm	ppm	ppm
#1	-0.00016	0.04849	0.01358	0.36649	240.77998	0.00790	19.82402	0.00701	-0.00530
#2	-0.00124	0.04683	0.01351	0.36676	243.83088	0.00805	19.88011	0.00689	-0.00370
Mean	**-0.00070**	**0.04766**	**0.01354**	**0.36663**	**242.30543**	**0.00797**	**19.85207**	**0.00695**	**-0.00450**
%RSD	108.25337	2.46825	0.39073	0.05097	0.89033	1.34666	0.19976	1.28854	25.10142

	Na	Ni	P	Pb I	Pb II	S	Sb	Se I	Se II
	ppm	ppm	ppm	ppm	ppm	ppm	ppm	ppm	ppm
#1	36.86495	0.01276	137.03688	0.00759	0.00274	163.88028	0.01220	0.22405	0.24720
#2	37.30562	0.01278	138.11680	0.00088	0.00509	164.44843	0.01078	0.23553	0.25116
Mean	**37.08528**	**0.01277**	**137.57684**	**0.00423**	**0.00392**	**164.16435**	**0.01149**	**0.22979**	**0.24918**
%RSD	0.84022	0.10236	0.55505	112.08584	42.54710	0.24472	8.75658	3.53292	1.12223

	Si	Sn	Sr	Th	Ti	Tl	U	V	Zn
	ppm	ppm	ppm	ppm	ppm	ppm	ppm	ppm	ppm
#1	0.18046	0.16701	0.04432	0.01710	-0.00116	-0.06087	0.06086	0.00034	0.88694
#2	0.17719	0.16672	0.04461	0.01749	-0.00139	-0.06929	0.03420	-0.00039	0.88650
Mean	**0.17882**	**0.16687**	**0.04447**	**0.01730**	**-0.00128**	**-0.06508**	**0.04753**	**-0.00003**	**0.88672**
%RSD	1.29324	0.12385	0.45906	1.57657	12.79986	9.14014	39.67301	1862.68883	0.03580

	Zr	Pb	Se
	ppm	calc	calc
#1	0.00130	0.00435	0.23949
#2	0.00034	0.00369	0.24596
Mean	**0.00082**	**0.00402**	**0.24272**
%RSD	82.07117	11.64063	1.88222

Method : Paragon File : 080922A Printed : 9/22/2008 17:45:04
SampleId1 : 0808250-5 **SampleId2 :** **[SAMPLE]**
Analysis commenced : 9/22/2008 12:30:19
Dilution ratio : 1.00000 to 1.00000 Tray : Position : TUBE38

Final concentrations

	Ag	Al	As	B	Ba	Be	Bi	Ca	Cd
	ppm	ppm	ppm	ppm	ppm	ppm	ppm	ppm	ppm
#1	0.00070	0.19845	-0.05153	0.00009	0.00247	-0.00027	-0.01452	40.78774	0.00067
#2	-0.00063	0.20482	-0.04735	-0.00153	0.00228	-0.00022	-0.01368	40.62910	0.00051
Mean	**0.00003**	**0.20163**	**-0.04944**	**-0.00072**	**0.00237**	**-0.00025**	**-0.01410**	**40.70842**	**0.00059**
%RSD	2851.40919	2.23295	5.97793	158.58343	5.63582	14.86858	4.22196	0.27556	20.03260

ted: 9/22/2008 17:45:41 User: ROY FRENCH

	Co	Cr	Cu	Fe	K	Li	Mg	Mn	Mo
	ppm	ppm	ppm	ppm	ppm	ppm	ppm	ppm	ppm
#1	-0.00130	0.01251	0.01171	0.20662	237.47169	0.00852	19.10609	0.00651	-0.00492
#2	-0.00154	0.01125	0.01154	0.20600	241.07454	0.00850	19.14814	0.00651	-0.00553
Mean	**-0.00142**	**0.01188**	**0.01162**	**0.20631**	**239.27311**	**0.00851**	**19.12712**	**0.00651**	**-0.00523**
%RSD	11.91291	7.52091	1.02959	0.21111	1.06473	0.15062	0.15547	0.00000	8.26075

	Na	Ni	P	Pb I	Pb II	S	Sb	Se I	Se II
	ppm	ppm	ppm	ppm	ppm	ppm	ppm	ppm	ppm
#1	34.82341	0.00202	136.75945	0.00443	0.00904	165.92108	0.01041	0.24061	0.24911
#2	35.27015	0.00154	135.40357	0.00121	0.00866	165.58144	0.00815	0.22092	0.25335
Mean	**35.04678**	**0.00178**	**136.08151**	**0.00282**	**0.00885**	**165.75126**	**0.00928**	**0.23076**	**0.25123**
%RSD	0.90135	19.09384	0.70454	80.92678	3.04007	0.14489	17.28747	6.03384	1.19325

	Si	Sn	Sr	Th	Ti	Tl	U	V	Zn
	ppm	ppm	ppm	ppm	ppm	ppm	ppm	ppm	ppm
#1	0.19498	0.17257	0.07853	0.01792	-0.00132	-0.07531	0.04946	0.00049	1.10198
#2	0.19599	0.17784	0.07939	0.01728	-0.00153	-0.07383	0.03128	-0.00084	1.09637
Mean	**0.19549**	**0.17520**	**0.07896**	**0.01760**	**-0.00143**	**-0.07457**	**0.04037**	**-0.00018**	**1.09918**
%RSD	0.36525	2.12512	0.77616	2.57484	10.56484	1.40663	31.84939	529.54639	0.36102

	Zr	Pb	Se
	ppm	calc	calc
#1	0.00020	0.00750	0.24628
#2	-0.00023	0.00618	0.24255
Mean	**-0.00001**	**0.00684**	**0.24442**
%RSD	2123.64453	13.72009	1.07893

Method : Paragon File : 080922A Printed : 9/22/2008 17:45:04
SampleId1 : 0808250-6 SampleId2 : [SAMPLE]
Analysis commenced : 9/22/2008 12:32:17
Dilution ratio : 1.00000 to 1.00000 Tray : Position : TUBE39

Final concentrations

	Ag	Al	As	B	Ba	Be	Bi	Ca	Cd
	ppm	ppm	ppm	ppm	ppm	ppm	ppm	ppm	ppm
#1	-0.00022	0.15371	-0.05285	0.00436	0.00279	-0.00017	-0.00763	58.64556	0.00071
#2	-0.00003	0.15488	-0.05142	0.00372	0.00287	-0.00016	-0.01186	58.54889	0.00056
Mean	**-0.00013**	**0.15430**	**-0.05214**	**0.00404**	**0.00283**	**-0.00016**	**-0.00975**	**58.59723**	**0.00063**
%RSD	109.21752	0.53628	1.93942	11.17123	2.02365	6.91234	30.69860	0.11665	17.02337

	Co	Cr	Cu	Fe	K	Li	Mg	Mn	Mo
	ppm	ppm	ppm	ppm	ppm	ppm	ppm	ppm	ppm
#1	-0.00112	0.02051	0.00957	0.25986	241.22702	0.00843	19.77458	0.00815	-0.00633
#2	-0.00094	0.02013	0.01046	0.25969	242.66869	0.00847	19.82808	0.00828	-0.00436
Mean	**-0.00103**	**0.02032**	**0.01001**	**0.25977**	**241.94785**	**0.00845**	**19.80133**	**0.00822**	**-0.00534**
%RSD	12.27524	1.33265	6.28137	0.04792	0.42134	0.34144	0.19104	1.08994	26.10216

	Na	Ni	P	Pb I	Pb II	S	Sb	Se I	Se II
	ppm	ppm	ppm	ppm	ppm	ppm	ppm	ppm	ppm
#1	39.17216	0.00113	144.72380	0.00067	0.00628	168.85438	0.00890	0.21667	0.24130
#2	39.46474	0.00069	144.10495	0.00181	0.00673	168.71021	0.00933	0.22225	0.24633
Mean	**39.31845**	**0.00091**	**144.41438**	**0.00124**	**0.00651**	**168.78230**	**0.00911**	**0.21946**	**0.24381**
%RSD	0.52618	34.43265	0.30301	65.25561	4.91162	0.06040	3.33818	1.79814	1.45658

	Si	Sn	Sr	Th	Ti	Tl	U	V	Zn
	ppm	ppm	ppm	ppm	ppm	ppm	ppm	ppm	ppm
#1	0.16416	0.16950	0.10088	0.01689	-0.00097	-0.07325	0.02397	-0.00035	1.06338
#2	0.16353	0.16745	0.10088	0.02421	-0.00069	-0.07054	0.03669	0.00006	1.06001
Mean	**0.16385**	**0.16847**	**0.10088**	**0.02055**	**-0.00083**	**-0.07189**	**0.03033**	**-0.00015**	**1.06169**
%RSD	0.27091	0.85957	0.00000	25.17421	24.16610	2.66825	29.67336	195.69876	0.22426

	Zr	Pb	Se
	ppm	calc	calc
#1	-0.00033	0.00441	0.23310
#2	-0.00078	0.00509	0.23831
Mean	**-0.00055**	**0.00475**	**0.23571**
%RSD	58.16293	10.14430	1.56248

Method : Paragon File : 080922A Printed : 9/22/2008 17:45:05
SampleId1 : 0808250-7 **SampleId2 :** **[SAMPLE]**
Analysis commenced : 9/22/2008 12:34:15
Dilution ratio : 1.00000 to 1.00000 Tray : Position : TUBE40

Final concentrations

	Ag	Al	As	B	Ba	Be	Bi	Ca	Cd
	ppm	ppm	ppm	ppm	ppm	ppm	ppm	ppm	ppm
#1	-0.00070	0.22906	-0.04559	0.02838	0.00255	-0.00012	-0.00920	34.82204	0.00056
#2	-0.00023	0.23109	-0.04801	0.02784	0.00255	-0.00009	-0.00981	34.62234	0.00061
Mean	**-0.00046**	**0.23008**	**-0.04680**	**0.02811**	**0.00255**	**-0.00011**	**-0.00950**	**34.72219**	**0.00059**
%RSD	71.68006	0.62137	3.65604	1.35907	0.00000	22.26529	4.49279	0.40668	5.91281

	Co	Cr	Cu	Fe	K	Li	Mg	Mn	Mo
	ppm	ppm	ppm	ppm	ppm	ppm	ppm	ppm	ppm
#1	-0.00106	0.02175	0.00912	0.26919	234.37290	0.00850	19.73252	0.00885	-0.00558
#2	-0.00082	0.02149	0.00947	0.26963	236.07084	0.00846	19.72994	0.00866	-0.00497
Mean	**-0.00094**	**0.02162**	**0.00929**	**0.26941**	**235.22187**	**0.00848**	**19.73123**	**0.00875**	**-0.00527**
%RSD	17.93013	0.85699	2.71542	0.11552	0.51042	0.37786	0.00926	1.53440	8.18718

	Na	Ni	P	Pb I	Pb II	S	Sb	Se I	Se II
	ppm	ppm	ppm	ppm	ppm	ppm	ppm	ppm	ppm
#1	37.62698	0.00135	136.31514	0.00468	0.00622	170.76262	0.01199	0.22076	0.23039
#2	37.85548	0.00167	134.94550	-0.00103	0.00838	170.14486	0.00714	0.21260	0.24281
Mean	**37.74123**	**0.00151**	**135.63032**	**0.00183**	**0.00730**	**170.45374**	**0.00957**	**0.21668**	**0.23660**
%RSD	0.42810	14.69783	0.71406	220.84446	20.95108	0.25627	35.86159	2.66428	3.71188

	Si	Sn	Sr	Th	Ti	Tl	U	V	Zn

	ppm	ppm	ppm	ppm	ppm	ppm	ppm	ppm	ppm
#1	0.32567	0.16438	0.05636	0.02058	-0.00016	-0.06969	0.03063	-0.00032	1.02813
#2	0.32456	0.16862	0.05678	0.02096	-0.00009	-0.06241	0.03366	-0.00026	1.02252
Mean	**0.32511**	**0.16650**	**0.05657**	**0.02077**	**-0.00013**	**-0.06605**	**0.03214**	**-0.00029**	**1.02533**
%RSD	0.24117	1.80135	0.52682	1.30623	35.02235	7.79540	6.66613	15.52894	0.38701

	Zr	**Pb**	**Se**
	ppm	calc	calc
#1	-0.00044	0.00571	0.22718
#2	-0.00073	0.00525	0.23275
Mean	**-0.00059**	**0.00548**	**0.22997**
%RSD	35.06007	5.88221	1.71131

Method : Paragon File : 080922A Printed : 9/22/2008 17:45:05
SampleId1 : IP080919-3MB SampleId2 : [SAMPLE]
Analysis commenced : 9/22/2008 12:36:12
Dilution ratio : 1.00000 to 1.00000 Tray : Position : TUBE41

Final concentrations

	Ag	**Al**	**As**	**B**	**Ba**	**Be**	**Bi**	**Ca**	**Cd**
	ppm	ppm	ppm	ppm	ppm	ppm	ppm	ppm	ppm
#1	-0.00045	0.09758	0.00169	-0.00394	-0.00069	0.00026	-0.00294	-0.02393	-0.00053
#2	-0.00065	0.08473	-0.00325	-0.00379	-0.00067	0.00028	-0.00548	-0.02551	-0.00067
Mean	**-0.00055**	**0.09115**	**-0.00078**	**-0.00387**	**-0.00068**	**0.00027**	**-0.00421**	**-0.02472**	**-0.00060**
%RSD	26.92407	9.96855	449.09934	2.69498	2.80901	4.27361	42.66346	4.51804	15.75508

	Co	**Cr**	**Cu**	**Fe**	**K**	**Li**	**Mg**	**Mn**	**Mo**
	ppm	ppm	ppm	ppm	ppm	ppm	ppm	ppm	ppm
#1	-0.00106	-0.00055	-0.00259	0.00007	0.23136	0.00532	-0.02177	-0.00046	-0.00210
#2	-0.00047	-0.00056	-0.00224	0.00025	0.20619	0.00527	-0.02397	-0.00040	-0.00173
Mean	**-0.00077**	**-0.00056**	**-0.00242**	**0.00016**	**0.21878**	**0.00530**	**-0.02287**	**-0.00043**	**-0.00191**
%RSD	55.15629	0.53424	10.36349	78.97567	8.13633	0.72621	6.81678	10.48459	13.87225

	Na	**Ni**	**P**	**Pb I**	**Pb II**	**S**	**Sb**	**Se I**	**Se II**
	ppm	ppm	ppm	ppm	ppm	ppm	ppm	ppm	ppm
#1	0.17485	-0.00162	0.05743	-0.00143	0.00247	0.16999	-0.00042	-0.00498	0.00226
#2	0.17310	-0.00125	0.04827	-0.00080	-0.00092	0.14262	-0.00073	-0.00735	0.00413
Mean	**0.17397**	**-0.00144**	**0.05285**	**-0.00112**	**0.00077**	**0.15631**	**-0.00058**	**-0.00616**	**0.00319**
%RSD	0.70941	18.19775	12.25469	39.81888	309.48215	12.37969	37.58485	27.22984	41.40074

	Si	**Sn**	**Sr**	**Th**	**Ti**	**Tl**	**U**	**V**	**Zn**
	ppm	ppm	ppm	ppm	ppm	ppm	ppm	ppm	ppm
#1	0.00766	0.00768	-0.00103	0.03666	-0.00037	-0.00310	-0.03162	-0.00089	0.00114
#2	0.01060	0.00680	-0.00103	0.03240	-0.00057	-0.00412	-0.02374	-0.00067	0.00114
Mean	**0.00913**	**0.00724**	**-0.00103**	**0.03453**	**-0.00047**	**-0.00361**	**-0.02768**	**-0.00078**	**0.00114**
%RSD	22.77401	8.57235	0.53531	8.72430	29.55624	20.00984	20.12948	20.04501	0.00000

	Zr	**Pb**	**Se**
	ppm	calc	calc

#1	-0.00269	0.00117	-0.00015**NCH**
#2	-0.00223	-0.00088	0.00031
Mean	**-0.00246**	**0.00014**	**0.00008**
%RSD	13.02439	1005.98564	416.24210

Method : Paragon File : 080922A Printed : 9/22/2008 17:45:05
SampleId1 : IP080919-3LCS SampleId2 : [SAMPLE]
Analysis commenced : 9/22/2008 12:38:10
Dilution ratio : 1.00000 to 1.00000 Tray : Position : TUBE42

Final concentrations

	Ag	**Al**	**As**	**B**	**Ba**	**Be**	**Bi**	**Ca**	**Cd**
	ppm	ppm	ppm	ppm	ppm	ppm	ppm	ppm	ppm
#1	0.09878	2.14234	1.84236	0.98352	1.98983	0.04655	-0.00282	38.83663	0.04920
#2	0.09899	2.16529	1.85426	0.99140	2.01415	0.04685	-0.00185	38.87875	0.04987
Mean	**0.09889**	**2.15382**	**1.84831**	**0.98746**	**2.00199**	**0.04670**	**-0.00233**	**38.85769**	**0.04954**
%RSD	0.15092	0.75341	0.45515	0.56435	0.85880	0.44424	29.56834	0.07665	0.95808

	Co	**Cr**	**Cu**	**Fe**	**K**	**Li**	**Mg**	**Mn**	**Mo**
	ppm	ppm	ppm	ppm	ppm	ppm	ppm	ppm	ppm
#1	0.46721	0.19034	0.26094	0.92864	38.79777	0.47145	39.15675	0.45762	0.95187
#2	0.46825	0.19032	0.26399	0.93606	39.24773	0.47791	39.42864	0.46010	0.95890
Mean	**0.46773**	**0.19033**	**0.26247**	**0.93235**	**39.02275**	**0.47468**	**39.29269**	**0.45886**	**0.95538**
%RSD	0.15668	0.00762	0.82224	0.56326	0.81534	0.96192	0.48930	0.38187	0.52066

	Na	**Ni**	**P**	**Pb I**	**Pb II**	**S**	**Sb**	**Se I**	**Se II**
	ppm	ppm	ppm	ppm	ppm	ppm	ppm	ppm	ppm
#1	38.49254	0.48629	0.02679	0.48793	0.47541	0.02290	0.49227	1.83319	1.75809
#2	38.86090	0.48991	0.02837	0.49002	0.47796	0.01948	0.50286	1.83969	1.76262
Mean	**38.67672**	**0.48810**	**0.02758**	**0.48897**	**0.47668**	**0.02119**	**0.49757**	**1.83644**	**1.76036**
%RSD	0.67345	0.52420	4.04785	0.30198	0.37824	11.41165	1.50435	0.25018	0.18185

	Si	**Sn**	**Sr**	**Th**	**Ti**	**Tl**	**U**	**V**	**Zn**
	ppm	ppm	ppm	ppm	ppm	ppm	ppm	ppm	ppm
#1	1.82283	0.49520	0.47097	0.02353	0.46286	1.98762	-0.00134	0.48598	0.46768
#2	1.83945	0.50133	0.47561	0.01389	0.46705	1.99883	-0.01710	0.48938	0.46948
Mean	**1.83114**	**0.49826**	**0.47329**	**0.01871**	**0.46496**	**1.99323**	**-0.00922**	**0.48768**	**0.46858**
%RSD	0.64197	0.86992	0.69403	36.44132	0.63705	0.39793	120.88604	0.49313	0.27094

	Zr	**Pb**	**Se**
	ppm	calc	calc
#1	-0.00406	0.47958	1.78310
#2	-0.00365	0.48197	1.78828
Mean	**-0.00386**	**0.48078**	**1.78569**
%RSD	7.54377	0.35241	0.20525

Method : Paragon File : 080922A Printed : 9/22/2008 17:45:06
SampleId1 : 0809034-1 SampleId2 : [SAMPLE]
Analysis commenced : 9/22/2008 12:40:07

Dilution ratio : 1.00000 to 1.00000 Tray : Position : TUBE43

Final concentrations

	Ag	Al	As	B	Ba	Be	Bi	Ca	Cd
	ppm	ppm	ppm	ppm	ppm	ppm	ppm	ppm	ppm
#1	0.00012	69.73903	0.02445	0.00643	0.72678	0.00368	-0.00289	59.02480	0.00122
#2	-0.00121	70.22110	0.02445	0.00618	0.72697	0.00373	-0.00471	58.83503	0.00142
Mean	**-0.00054**	**69.98006**	**0.02445**	**0.00630**	**0.72687**	**0.00371**	**-0.00380**	**58.92992**	**0.00132**
%RSD	173.80087	0.48710	0.00000	2.75595	0.01846	0.92598	33.76811	0.22771	11.17879

	Co	Cr	Cu	Fe	K	Li	Mg	Mn	Mo
	ppm	ppm	ppm	ppm	ppm	ppm	ppm	ppm	ppm
#1	0.06612	0.12632	0.13382	173.96807	9.48062	0.08131	49.10172	2.35188	-0.00055
#2	0.06617	0.12534	0.13356	173.37862	9.56251	0.08209	49.29547	2.34917	0.00081
Mean	**0.06615**	**0.12583**	**0.13369**	**173.67334**	**9.52156**	**0.08170**	**49.19859**	**2.35053**	**0.00013**
%RSD	0.05686	0.54694	0.13656	0.23999	0.60811	0.67233	0.27847	0.08144	753.41614

	Na	Ni	P	Pb I	Pb II	S	Sb	Se I	Se II
	ppm	ppm	ppm	ppm	ppm	ppm	ppm	ppm	ppm
#1	2.07590	0.14761	7.31722	-0.00271	0.08925	0.60446	0.00472	-0.01011	0.00818
#2	2.09878	0.14626	7.29134	-0.00641	0.08922	0.63184	0.00432	-0.00689	-0.00214
Mean	**2.08734**	**0.14694**	**7.30428**	**-0.00456**	**0.08924**	**0.61815**	**0.00452**	**-0.00850**	**0.00302**
%RSD	0.77513	0.64911	0.25049	57.42917	0.01998	3.13107	6.20246	26.75336	241.82858

	Si	Sn	Sr	Th	Ti	Tl	U	V	Zn
	ppm	ppm	ppm	ppm	ppm	ppm	ppm	ppm	ppm
#1	15.35619	0.05141	0.28904	0.05208	9.95905	0.00394	0.09841	0.37332	0.40013
#2	15.43998	0.04848	0.28934	0.05399	9.96225	0.00475	0.07942	0.37418	0.39946
Mean	**15.39808**	**0.04995**	**0.28919**	**0.05304**	**9.96065**	**0.00435**	**0.08891**	**0.37375**	**0.39980**
%RSD	0.38479	4.14832	0.07287	2.54606	0.02270	13.15206	15.10321	0.16365	0.11908

	Zr	Pb	Se
	ppm	calc	calc
#1	0.06989	0.05863	0.00209
#2	0.06985	0.05738	-0.00373
Mean	**0.06987**	**0.05800**	**-0.00082**
%RSD	0.03721	1.52279	503.60781

Method : Paragon File : 080922A Printed : 9/22/2008 17:45:06
SampleId1 : 0809034-1D SampleId2 : [SAMPLE]
Analysis commenced : 9/22/2008 12:42:04
Dilution ratio : 1.00000 to 1.00000 Tray : Position : TUBE44

Final concentrations

	Ag	Al	As	B	Ba	Be	Bi	Ca	Cd
	ppm	ppm	ppm	ppm	ppm	ppm	ppm	ppm	ppm
#1	-0.00222	74.93761	0.02489	-0.00045	0.80778	0.00413	-0.00971	62.35023	0.00076
#2	-0.00250	75.88885	0.02907	-0.00040	0.80955	0.00423	-0.01024	62.31306	0.00112

Mean	**-0.00236**	**75.41323**	**0.02698**	**-0.00043**	**0.80867**	**0.00418**	**-0.00997**	**62.33165**	**0.00094**
%RSD	8.40261	0.89192	10.94754	8.11429	0.15418	1.69520	3.78731	0.04218	26.67970

	Co	**Cr**	**Cu**	**Fe**	**K**	**Li**	**Mg**	**Mn**	**Mo**
	ppm	ppm	ppm	ppm	ppm	ppm	ppm	ppm	ppm
#1	0.07615	0.13443	0.14405	193.78992	10.29294	0.08906	51.10493	2.53603	0.00100
#2	0.07757	0.13550	0.14736	192.88158	10.44560	0.09052	51.50411	2.53674	0.00020
Mean	**0.07686**	**0.13497**	**0.14571**	**193.33575**	**10.36927**	**0.08979**	**51.30452**	**2.53638**	**0.00060**
%RSD	1.30912	0.55626	1.60413	0.33222	1.04106	1.15353	0.55017	0.01979	94.49021

	Na	**Ni**	**P**	**Pb I**	**Pb II**	**S**	**Sb**	**Se I**	**Se II**
	ppm	ppm	ppm	ppm	ppm	ppm	ppm	ppm	ppm
#1	2.19614	0.13664	8.08474	-0.01727	0.10279	0.65579	0.00529	-0.02279	0.00481
#2	2.23757	0.13843	8.15414	-0.00658	0.10388	0.67631	0.00476	-0.01149	0.00371
Mean	**2.21686**	**0.13753**	**8.11944**	**-0.01192**	**0.10333**	**0.66605**	**0.00502**	**-0.01714**	**0.00426**
%RSD	1.32156	0.92152	0.60436	63.40208	0.74948	2.17947	7.46730	46.60282	18.33827

	Si	**Sn**	**Sr**	**Th**	**Ti**	**Tl**	**U**	**V**	**Zn**
	ppm	ppm	ppm	ppm	ppm	ppm	ppm	ppm	ppm
#1	15.79650	0.04585	0.29654	0.05253	10.71687	0.00593	0.06309	0.41874	0.43581
#2	15.96234	0.04596	0.29747	0.05392	10.75048	0.00170	0.07886	0.41842	0.43424
Mean	**15.87942**	**0.04590**	**0.29700**	**0.05323**	**10.73368**	**0.00381**	**0.07098**	**0.41858**	**0.43503**
%RSD	0.73850	0.16518	0.22225	1.85011	0.22144	78.52831	15.70914	0.05337	0.25535

	Zr	**Pb**	**Se**
	ppm	calc	calc
#1	0.07337	0.06281	-0.00438
#2	0.07344	0.06710	-0.00136
Mean	**0.07341**	**0.06495**	**-0.00287**
%RSD	0.07328	4.67096	74.57570

Method : Paragon File : 080922A Printed : 9/22/2008 17:45:06
SampleId1 : 0809034-1L 5X SampleId2 : [SAMPLE]
Analysis commenced : 9/22/2008 12:44:02
Dilution ratio : 1.00000 to 1.00000 Tray : Position : TUBE45

Final concentrations

	Ag	**Al**	**As**	**B**	**Ba**	**Be**	**Bi**	**Ca**	**Cd**
	ppm	ppm	ppm	ppm	ppm	ppm	ppm	ppm	ppm
#1	-0.00052	14.19490	0.00158	-0.00035	0.14923	0.00121	-0.00174	12.46511	-0.00017
#2	-0.00066	14.27882	0.00279	-0.00060	0.15069	0.00127	-0.00584	12.42086	-0.00008
Mean	**-0.00059**	**14.23686**	**0.00219**	**-0.00048**	**0.14996**	**0.00124**	**-0.00379**	**12.44299**	**-0.00013**
%RSD	16.99540	0.41677	39.05657	36.39500	0.68802	3.79302	76.40933	0.25147	50.46980

	Co	**Cr**	**Cu**	**Fe**	**K**	**Li**	**Mg**	**Mn**	**Mo**
	ppm	ppm	ppm	ppm	ppm	ppm	ppm	ppm	ppm
#1	0.01273	0.02576	0.02455	34.78012	1.83001	0.01776	10.19753	0.49867	-0.00177
#2	0.01320	0.02558	0.02518	34.77619	1.83348	0.01788	10.24208	0.49835	-0.00069
Mean	**0.01297**	**0.02567**	**0.02486**	**34.77815**	**1.83175**	**0.01782**	**10.21981**	**0.49851**	**-0.00123**

%RSD	2.51856	0.48796	1.77392	0.00800	0.13400	0.47608	0.30828	0.04508	61.88947

	Na	**Ni**	**P**	**Pb I**	**Pb II**	**S**	**Sb**	**Se I**	**Se II**
	ppm	ppm	ppm	ppm	ppm	ppm	ppm	ppm	ppm
#1	0.49440	0.03004	1.53923	-0.00182	0.01658	0.12894	0.00144	-0.00140	-0.00397
#2	0.49799	0.03037	1.54113	-0.00080	0.01687	0.13920	-0.00154	0.00485	0.00258
Mean	**0.49619**	**0.03021**	**1.54018**	**-0.00131**	**0.01672**	**0.13407**	**-0.00005**	**0.00172**	**-0.00070**
%RSD	0.51054	0.77878	0.08743	55.11387	1.19659	5.41221	4247.18968	256.62800	664.79530

	Si	**Sn**	**Sr**	**Th**	**Ti**	**Tl**	**U**	**V**	**Zn**
	ppm	ppm	ppm	ppm	ppm	ppm	ppm	ppm	ppm
#1	3.31999	0.01094	0.05863	0.05056	2.10820	-0.01199	-0.00196	0.07695	0.08663
#2	3.32965	0.00829	0.05901	0.04273	2.11664	0.00593	0.00471	0.07691	0.08394
Mean	**3.32482**	**0.00961**	**0.05882**	**0.04665**	**2.11242**	**-0.00303**	**0.00137**	**0.07693**	**0.08529**
%RSD	0.20533	19.44863	0.45976	11.87202	0.28253	417.85955	343.93871	0.02993	2.23257

	Zr	**Pb**	**Se**
	ppm	calc	calc
#1	0.01146	0.01046	-0.00312
#2	0.01221	0.01098	0.00333
Mean	**0.01183**	**0.01072**	**0.00011**
%RSD	4.50885	3.48744	4172.15024

Method : Paragon File : 080922A Printed : 9/22/2008 17:45:07
SampleId1 : 0809034-1MS **SampleId2 :** **[SAMPLE]**
Analysis commenced : 9/22/2008 12:45:59
Dilution ratio : 1.00000 to 1.00000 Tray : Position : TUBE46

Final concentrations

	Ag	**Al**	**As**	**B**	**Ba**	**Be**	**Bi**	**Ca**	**Cd**
	ppm	ppm	ppm	ppm	ppm	ppm	ppm	ppm	ppm
#1	0.09714	86.31669	1.88649	0.97168	2.80583	0.05106	-0.00384	108.95653	0.05073
#2	0.09875	87.53009	1.89189	0.97848	2.82403	0.05119	-0.00437	109.08638	0.05117
Mean	**0.09795**	**86.92339**	**1.88919**	**0.97508**	**2.81493**	**0.05113**	**-0.00411**	**109.02146**	**0.05095**
%RSD	1.16640	0.98708	0.20233	0.49345	0.45717	0.17443	9.12562	0.08422	0.60340

	Co	**Cr**	**Cu**	**Fe**	**K**	**Li**	**Mg**	**Mn**	**Mo**
	ppm	ppm	ppm	ppm	ppm	ppm	ppm	ppm	ppm
#1	0.53982	0.33366	0.42021	203.12414	50.20304	0.61366	92.72286	3.08822	0.94976
#2	0.54048	0.33273	0.42504	203.09671	51.01244	0.62456	93.42010	3.09587	0.95782
Mean	**0.54015**	**0.33320**	**0.42263**	**203.11042**	**50.60774**	**0.61911**	**93.07148**	**3.09205**	**0.95379**
%RSD	0.08647	0.19624	0.80793	0.00955	1.13091	1.24484	0.52973	0.17489	0.59803

	Na	**Ni**	**P**	**Pb I**	**Pb II**	**S**	**Sb**	**Se I**	**Se II**
	ppm	ppm	ppm	ppm	ppm	ppm	ppm	ppm	ppm
#1	43.95675	0.66115	7.86044	0.48240	0.57521	0.64894	0.32010	1.87299	1.78132
#2	44.74864	0.66239	7.89738	0.47899	0.58155	0.64210	0.31852	1.86076	1.78918
Mean	**44.35269**	**0.66177**	**7.87891**	**0.48069**	**0.57838**	**0.64552**	**0.31931**	**1.86687**	**1.78525**
%RSD	1.26248	0.13211	0.33152	0.50240	0.77575	0.74959	0.34984	0.46322	0.31116

ted: 9/22/2008 17:45:41 User: ROY FRENCH

	Si	Sn	Sr	Th	Ti	Tl	U	V	Zn
	ppm	ppm	ppm	ppm	ppm	ppm	ppm	ppm	ppm
#1	16.71504	0.54824	0.79445	0.05891	12.49596	1.99492	0.11128	0.92476	0.92802
#2	16.90811	0.54834	0.79878	0.06010	12.53309	2.00396	0.11069	0.92908	0.92757
Mean	**16.81158**	**0.54829**	**0.79662**	**0.05951**	**12.51452**	**1.99944**	**0.11098**	**0.92692**	**0.92780**
%RSD	0.81209	0.01326	0.38417	1.41792	0.20976	0.31976	0.37419	0.32958	0.03421

	Zr	Pb	Se
	ppm	calc	calc
#1	0.08703	0.54430	1.81185
#2	0.08652	0.54740	1.81301
Mean	**0.08677**	**0.54585**	**1.81243**
%RSD	0.41045	0.40093	0.04554

Method : Paragon File : 080922A Printed : 9/22/2008 17:45:07
SampleId1 : CCV **SampleId2 :** **[CV]**
Analysis commenced : 9/22/2008 12:47:57
Dilution ratio : 1.00000 to 1.00000 Tray : Position : STD6

Final concentrations

	Ag	Al	As	B	Ba	Be	Bi	Ca	Cd
	ppm	ppm	ppm	ppm	ppm	ppm	ppm	ppm	ppm
#1	0.20841	53.67208	0.50778	1.08855	1.03195	0.48110	0.54160	52.90010	0.52551
#2	0.20982	54.49087	0.51610	1.10397	1.04947	0.48155	0.54864	52.69449	0.52401
Mean	**0.20912**	**54.08147**	**0.51194**	**1.09626**	**1.04071**	**0.48132**	**0.54512**	**52.79729**	**0.52476**
%RSD	0.47683	1.07055	1.14904	0.99419	1.19047	0.06689	0.91272	0.27538	0.20210

	Co	Cr	Cu	Fe	K	Li	Mg	Mn	Mo
	ppm	ppm	ppm	ppm	ppm	ppm	ppm	ppm	ppm
#1	0.50150	1.00353	1.06405	20.02683	51.74157	0.52191	52.35568	0.96744	1.01935
#2	0.50021	1.00391	1.08068	20.06928	52.74996	0.53394	52.78802	0.96788	1.01977
Mean	**0.50086**	**1.00372**	**1.07237**	**20.04805**	**52.24577**	**0.52793**	**52.57185**	**0.96766**	**1.01956**
%RSD	0.18213	0.02639	1.09605	0.14970	1.36478	1.61166	0.58151	0.03263	0.02927

	Na	Ni	P	Pb I	Pb II	S	Sb	Se I	Se II
	ppm	ppm	ppm	ppm	ppm	ppm	ppm	ppm	ppm
#1	51.88079	1.02118	4.96560	1.04795	1.02482	5.08468	0.53656	1.08166	1.02319
#2	52.73360	1.01804	5.01985	1.04726	1.02378	5.08468	0.53564	1.08444	1.03281
Mean	**52.30719**	**1.01961**	**4.99272**	**1.04761**	**1.02430**	**5.08468**	**0.53610**	**1.08305**	**1.02800**
%RSD	1.15286	0.21736	0.76840	0.04654	0.07193	0.00000	0.12130	0.18136	0.66171

	Si	Sn	Sr	Th	Ti	Tl	U	V	Zn
	ppm	ppm	ppm	ppm	ppm	ppm	ppm	ppm	ppm
#1	4.96957	1.04844	0.48832	0.30204	0.48640	0.54644	5.10697	0.50684	1.01915
#2	5.01833	1.04480	0.49437	0.30942	0.48945	0.53925	5.16192	0.50777	1.01130
Mean	**4.99395**	**1.04662**	**0.49134**	**0.30573**	**0.48793**	**0.54284**	**5.13444**	**0.50731**	**1.01523**
%RSD	0.69035	0.24640	0.87056	1.70619	0.44145	0.93686	0.75680	0.12865	0.54720

	Zr	Pb	SeNCH
	ppm	calc	calc
#1	0.98052	1.03252	1.04266
#2	0.98744	1.03160	1.05001
Mean	**0.98398**	**1.03206**	**1.04633**
%RSD	0.49769	0.06335	0.49614

Method : Paragon File : 080922A Printed : 9/22/2008 17:45:07
SampleId1 : CCB **SampleId2 :** **[CB]**
Analysis commenced : 9/22/2008 12:52:02
Dilution ratio : 1.00000 to 1.00000 Tray : Position : STD2

Final concentrations

	Ag	Al	As	B	Ba	Be	Bi	Ca	Cd
	ppm	ppm	ppm	ppm	ppm	ppm	ppm	ppm	ppm
#1	-0.00126	0.08552	-0.00424	-0.00345	-0.00064	0.00043	-0.00440	-0.04709	-0.00043
#2	-0.00066	0.08036	-0.00545	-0.00370	-0.00061	0.00048	-0.00161	-0.04841	-0.00064
Mean	**-0.00096**	**0.08294**	**-0.00485**	**-0.00357**	**-0.00063**	**0.00045**	**-0.00300**	**-0.04775**	**-0.00054**
%RSD	44.52089	4.39690	17.64394	4.86225	3.05145	7.74741	65.61305	1.94894	27.26477

	Co	Cr	Cu	Fe	K	Li	Mg	Mn	Mo
	ppm	ppm	ppm	ppm	ppm	ppm	ppm	ppm	ppm
#1	-0.00071	-0.00146	-0.00278	-0.00327	0.19652	0.00522	-0.02838	-0.00065	-0.00079
#2	-0.00100	-0.00079	-0.00242	-0.00353	0.16642	0.00516	-0.02471	-0.00059	-0.00196
Mean	**-0.00086**	**-0.00112**	**-0.00260**	**-0.00340**	**0.18147**	**0.00519**	**-0.02654**	**-0.00062**	**-0.00137**
%RSD	24.64874	41.59472	9.64006	5.48007	11.72754	0.80288	9.78854	7.25665	60.37822

	Na	Ni	P	Pb I	Pb II	S	Sb	Se I	Se II
	ppm	ppm	ppm	ppm	ppm	ppm	ppm	ppm	ppm
#1	0.16275	-0.00190	0.00216	-0.00448	-0.00045	0.00922	-0.00330	-0.00393	-0.00523
#2	0.16133	-0.00081	-0.00668	-0.00161	0.00040	0.01264	-0.00146	-0.00280	0.00513
Mean	**0.16204**	**-0.00135**	**-0.00226**	**-0.00304**	**-0.00003**	**0.01093**	**-0.00238**	**-0.00336**	**-0.00005**
%RSD	0.61988	56.98292	276.81323	66.59529	2314.72870	22.12211	54.90485	23.60453	14950.57804

	Si	Sn	Sr	Th	Ti	Tl	U	V	Zn
	ppm	ppm	ppm	ppm	ppm	ppm	ppm	ppm	ppm
#1	0.00618	-0.00286	-0.00103	0.03906	-0.00042	-0.00515	-0.02313	-0.00127	-0.00111
#2	0.00813	0.00066	-0.00103	0.04470	-0.00057	-0.00925	-0.01586	-0.00111	-0.00111
Mean	**0.00715**	**-0.00110**	**-0.00103**	**0.04188**	**-0.00049**	**-0.00720**	**-0.01949**	**-0.00119**	**-0.00111**
%RSD	19.29066	225.64689	0.00000	9.53101	20.33631	40.25685	26.38376	9.36799	0.00000

	Zr	Pb	Se
	ppm	calc	calc
#1	-0.00268	-0.00179	-0.00480
#2	-0.00318	-0.00027	0.00249
Mean	**-0.00293**	**-0.00103**	**-0.00115**
%RSD	11.92787	104.57268	446.87306

Method : Paragon File : 080922A Printed : 9/22/2008 17:45:07

SampleId1 : 0809034-1MSD **SampleId2 :** **[SAMPLE]**
Analysis commenced : 9/22/2008 12:54:14
Dilution ratio : 1.00000 to 1.00000 Tray : Position : TUBE47

Final concentrations

	Ag	**Al**	**As**	**B**	**Ba**	**Be**	**Bi**	**Ca**	**Cd**
	ppm	ppm	ppm	ppm	ppm	ppm	ppm	ppm	ppm
#1	0.09604	85.89539	1.83047	0.95258	2.73481	0.05021	-0.00632	106.89015	0.05014
#2	0.09625	86.84703	1.83317	0.95870	2.75133	0.05026	-0.00298	106.70736	0.04999
Mean	**0.09615**	**86.37121**	**1.83182**	**0.95564**	**2.74307**	**0.05023**	**-0.00465**	**106.79876**	**0.05007**
%RSD	0.15102	0.77909	0.10439	0.45280	0.42581	0.06712	50.82631	0.12102	0.21707

	Co	**Cr**	**Cu**	**Fe**	**K**	**Li**	**Mg**	**Mn**	**Mo**
	ppm	ppm	ppm	ppm	ppm	ppm	ppm	ppm	ppm
#1	0.53172	0.33063	0.40725	193.51453	49.28838	0.60396	90.14331	3.05362	0.93733
#2	0.53015	0.32980	0.41056	193.07503	49.99353	0.61360	90.57333	3.05706	0.94038
Mean	**0.53093**	**0.33021**	**0.40891**	**193.29478**	**49.64096**	**0.60878**	**90.35832**	**3.05534**	**0.93885**
%RSD	0.20808	0.17878	0.57278	0.16078	1.00445	1.12047	0.33652	0.07947	0.22960

	Na	**Ni**	**P**	**Pb I**	**Pb II**	**S**	**Sb**	**Se I**	**Se II**
	ppm	ppm	ppm	ppm	ppm	ppm	ppm	ppm	ppm
#1	43.18372	0.61600	7.72601	0.46643	0.55802	0.61131	0.33852	1.79889	1.71200
#2	43.77564	0.61417	7.75613	0.46350	0.56746	0.61131	0.33834	1.79539	1.71482
Mean	**43.47968**	**0.61508**	**7.74107**	**0.46497**	**0.56274**	**0.61131**	**0.33843**	**1.79714**	**1.71341**
%RSD	0.96264	0.21004	0.27515	0.44588	1.18635	0.00000	0.03713	0.13772	0.11672

	Si	**Sn**	**Sr**	**Th**	**Ti**	**Tl**	**U**	**V**	**Zn**
	ppm	ppm	ppm	ppm	ppm	ppm	ppm	ppm	ppm
#1	16.03977	0.53234	0.78377	0.05268	11.72450	1.94001	0.09782	0.90843	0.90355
#2	16.19781	0.53156	0.78815	0.05162	11.77180	1.95218	0.09146	0.90979	0.90019
Mean	**16.11879**	**0.53195**	**0.78596**	**0.05215**	**11.74815**	**1.94609**	**0.09464**	**0.90911**	**0.90187**
%RSD	0.69327	0.10438	0.39357	1.43835	0.28467	0.44242	4.75689	0.10631	0.26398

	Zr	**Pb**	**Se**
	ppm	calc	calc
#1	0.07720	0.52752	1.74093
#2	0.07740	0.53284	1.74165
Mean	**0.07730**	**0.53018**	**1.74129**
%RSD	0.17976	0.70968	0.02928

Method : Paragon File : 080922A Printed : 9/22/2008 17:45:08
SampleId1 : 0809040-2 **SampleId2 :** **[SAMPLE]**
Analysis commenced : 9/22/2008 12:56:11
Dilution ratio : 1.00000 to 1.00000 Tray : Position : TUBE48

Final concentrations

Ag	**Al**	**As**	**B**	**Ba**	**Be**	**Bi**	**Ca**	**Cd**
ppm	ppm	ppm	ppm	ppm	ppm	ppm	ppm	ppm

#1	-0.00168	83.17669	0.01335	0.00480	0.68416	0.00475	-0.00518	137.34243	0.00021
#2	-0.00102	83.43075	0.01192	0.00387	0.68457	0.00479	0.00051	136.65195	0.00014
Mean	**-0.00135**	**83.30372**	**0.01263**	**0.00434**	**0.68436**	**0.00477**	**-0.00234**	**136.99719**	**0.00017**
%RSD	34.76669	0.21565	7.99885	15.21756	0.04201	0.49794	172.14540	0.35639	27.70797

	Co	**Cr**	**Cu**	**Fe**	**K**	**Li**	**Mg**	**Mn**	**Mo**
	ppm	ppm	ppm	ppm	ppm	ppm	ppm	ppm	ppm
#1	0.06124	0.13640	0.08904	146.19160	17.33010	0.57498	146.76820	2.82840	0.00208
#2	0.06100	0.13619	0.08966	145.48000	17.41722	0.57842	146.83405	2.81980	0.00259
Mean	**0.06112**	**0.13629**	**0.08935**	**145.83580**	**17.37366**	**0.57670**	**146.80112**	**2.82410**	**0.00233**
%RSD	0.27487	0.10970	0.48897	0.34503	0.35455	0.42187	0.03172	0.21540	15.64338

	Na	**Ni**	**P**	**Pb I**	**Pb II**	**S**	**Sb**	**Se I**	**Se II**
	ppm	ppm	ppm	ppm	ppm	ppm	ppm	ppm	ppm
#1	0.56905	0.08406	1.39579	0.00555	0.03630	6.85484	0.00166	-0.00412	0.00071
#2	0.57007	0.08434	1.35931	0.00966	0.03648	6.87200	0.00694	-0.01075	0.00611
Mean	**0.56956**	**0.08420**	**1.37755**	**0.00760**	**0.03639**	**6.86342**	**0.00430**	**-0.00744**	**0.00341**
%RSD	0.12644	0.23279	1.87266	38.23689	0.34820	0.17679	86.74289	63.01834	112.12447

	Si	**Sn**	**Sr**	**Th**	**Ti**	**Tl**	**U**	**V**	**Zn**
	ppm	ppm	ppm	ppm	ppm	ppm	ppm	ppm	ppm
#1	16.55877	0.03829	0.23122	0.05914	1.98903	0.00059	0.06702	0.16003	0.16225
#2	16.56665	0.03200	0.23161	0.06029	1.98879	0.00622	0.08387	0.15979	0.16136
Mean	**16.56271**	**0.03515**	**0.23142**	**0.05972**	**1.98891**	**0.00340**	**0.07544**	**0.15991**	**0.16181**
%RSD	0.03363	12.65867	0.11968	1.36743	0.00874	116.89055	15.78985	0.10464	0.39226

	Zr	**Pb**	**Se**
	ppm	calc	calc
#1	0.03657	0.02606	-0.00090
#2	0.03653	0.02755	0.00050
Mean	**0.03655**	**0.02681**	**-0.00020**
%RSD	0.07728	3.92563	485.76773

Method : Paragon File : 080922A Printed : 9/22/2008 17:45:08
SampleId1 : 0809040-3 **SampleId2 :** **[SAMPLE]**
Analysis commenced : 9/22/2008 12:58:08
Dilution ratio : 1.00000 to 1.00000 Tray : Position : TUBE49

Final concentrations

	Ag	**Al**	**As**	**B**	**Ba**	**Be**	**Bi**	**Ca**	**Cd**
	ppm	ppm	ppm	ppm	ppm	ppm	ppm	ppm	ppm
#1	-0.00095	96.01395	-0.00886	-0.00163	0.39729	0.00853	0.00862	268.64565	0.00070
#2	-0.00028	96.33201	-0.00743	-0.00193	0.39943	0.00859	0.00724	267.70339	0.00060
Mean	**-0.00062**	**96.17298**	**-0.00815**	**-0.00178**	**0.39836**	**0.00856**	**0.00793**	**268.17452**	**0.00065**
%RSD	78.00986	0.23385	12.40833	11.71540	0.37946	0.56822	12.32306	0.24845	10.28547

	Co	**Cr**	**Cu**	**Fe**	**K**	**Li**	**Mg**	**Mn**	**Mo**
	ppm	ppm	ppm	ppm	ppm	ppm	ppm	ppm	ppm
#1	0.12620	0.17660	0.11619	426.82877	36.09986	1.41133	293.30516	14.77800	0.00710

#2	0.12583	0.17730	0.11727	423.57906	36.30798	1.42158	293.20866	14.76348	0.00766
Mean	**0.12602**	**0.17695**	**0.11673**	**425.20392**	**36.20392**	**1.41646**	**293.25691**	**14.77074**	**0.00738**
%RSD	0.20638	0.27921	0.65417	0.54042	0.40648	0.51151	0.02327	0.06953	5.39699

	Na	**Ni**	**P**	**Pb I**	**Pb II**	**S**	**Sb**	**Se I**	**Se II**
	ppm	ppm	ppm	ppm	ppm	ppm	ppm	ppm	ppm
#1	0.73172	0.12995	3.16301	0.00802	0.05801	2.87415	0.00894	0.00295	-0.01654
#2	0.73576	0.12958	3.14003	0.01045	0.05888	2.86730	0.01059	-0.00585	-0.01545
Mean	**0.73374**	**0.12976**	**3.15152**	**0.00924**	**0.05845**	**2.87073**	**0.00976**	**-0.00145**	**-0.01599**
%RSD	0.38926	0.20138	0.51550	18.58465	1.04638	0.16874	11.96585	429.15107	4.85666

	Si	**Sn**	**Sr**	**Th**	**Ti**	**Tl**	**U**	**V**	**Zn**
	ppm	ppm	ppm	ppm	ppm	ppm	ppm	ppm	ppm
#1	16.53249	0.04210	0.36107	0.04455	1.48631	-0.03101	0.39521	0.16898	0.26099
#2	16.53185	0.04326	0.36283	0.04795	1.49247	-0.02248	0.38652	0.16743	0.25875
Mean	**16.53217**	**0.04268**	**0.36195**	**0.04625**	**1.48939**	**-0.02674**	**0.39087**	**0.16820**	**0.25987**
%RSD	0.00275	1.92764	0.34528	5.20977	0.29262	22.56904	1.57249	0.65189	0.61062

	Zr	**Pb**	**Se**
	ppm	calc	calc
#1	0.06890	0.04137	-0.01005
#2	0.06909	0.04275	-0.01225
Mean	**0.06899**	**0.04206**	**-0.01115**
%RSD	0.19911	2.32874	13.94397

Method : Paragon File : 080922A Printed : 9/22/2008 17:45:08
SampleId1 : 0809040-5 **SampleId2 :** **[SAMPLE]**
Analysis commenced : 9/22/2008 13:00:07
Dilution ratio : 1.00000 to 1.00000 Tray : Position : TUBE50

Final concentrations

	Ag	**Al**	**As**	**B**	**Ba**	**Be**	**Bi**	**Ca**	**Cd**
	ppm	ppm	ppm	ppm	ppm	ppm	ppm	ppm	ppm
#1	-0.00267	83.46406	0.01852	0.00338	0.64009	0.00496	-0.00539	8.79087	0.00024
#2	-0.00175	83.83716	0.00939	0.00240	0.63895	0.00501	-0.00178	8.75210	0.00028
Mean	**-0.00221**	**83.65061**	**0.01395**	**0.00289**	**0.63952**	**0.00499**	**-0.00359**	**8.77149**	**0.00026**
%RSD	29.46272	0.31538	46.24092	24.05700	0.12585	0.69648	71.17316	0.31260	12.20737

	Co	**Cr**	**Cu**	**Fe**	**K**	**Li**	**Mg**	**Mn**	**Mo**
	ppm	ppm	ppm	ppm	ppm	ppm	ppm	ppm	ppm
#1	0.06393	0.13948	0.10322	86.61342	9.78703	0.09354	20.12879	0.43576	0.00705
#2	0.06547	0.13808	0.10383	86.37594	9.87373	0.09417	20.14429	0.43481	0.00757
Mean	**0.06470**	**0.13878**	**0.10353**	**86.49468**	**9.83038**	**0.09385**	**20.13654**	**0.43529**	**0.00731**
%RSD	1.68926	0.71529	0.41728	0.19414	0.62360	0.47279	0.05442	0.15480	4.99490

	Na	**Ni**	**P**	**Pb I**	**Pb II**	**S**	**Sb**	**Se I**	**Se II**
	ppm	ppm	ppm	ppm	ppm	ppm	ppm	ppm	ppm
#1	0.56095	0.07336	0.79330	0.02321	0.04560	4.14534	0.00529	-0.00002	-0.01024
#2	0.56372	0.07414	0.79994	0.02559	0.04063	4.17276	0.00241	-0.00719	-0.00223

Mean	**0.56233**	**0.07375**	**0.79662**	**0.02440**	**0.04311**	**4.15905**	**0.00385**	**-0.00360**	**-0.00624**
%RSD	0.34832	0.74420	0.59020	6.91230	8.15608	0.46618	52.86446	140.81231	90.89504

	Si	**Sn**	**Sr**	**Th**	**Ti**	**Tl**	**U**	**V**	**Zn**
	ppm	ppm	ppm	ppm	ppm	ppm	ppm	ppm	ppm
#1	13.69153	0.03719	0.07277	0.06688	2.18420	-0.00871	0.02941	0.18643	0.18829
#2	13.70578	0.03733	0.07285	0.06140	2.18611	-0.00701	0.05866	0.18691	0.18784
Mean	**13.69865**	**0.03726**	**0.07281**	**0.06414**	**2.18515**	**-0.00786**	**0.04404**	**0.18667**	**0.18806**
%RSD	0.07357	0.27348	0.07582	6.04300	0.06187	15.29393	46.97132	0.18139	0.16875

	Zr	**Pb**	**Se**
	ppm	calc	calc
#1	0.02139	0.03814	-0.00684
#2	0.02191	0.03562	-0.00388
Mean	**0.02165**	**0.03688**	**-0.00536**
%RSD	1.69262	4.83650	39.03213

Method : Paragon File : 080922A Printed : 9/22/2008 17:45:09
SampleId1 : 0809040-6 **SampleId2 :** **[SAMPLE]**
Analysis commenced : 9/22/2008 13:02:04
Dilution ratio : 1.00000 to 1.00000 Tray : Position : TUBE51

Final concentrations

	Ag	**Al**	**As**	**B**	**Ba**	**Be**	**Bi**	**Ca**	**Cd**
	ppm	ppm	ppm	ppm	ppm	ppm	ppm	ppm	ppm
#1	-0.00291	108.64052	0.00873	0.00181	0.60836	0.00698	-0.00107	6.31798	0.00050
#2	-0.00412	109.59534	0.00950	0.00259	0.61351	0.00703	-0.00127	6.30182	0.00015
Mean	**-0.00352**	**109.11793**	**0.00912**	**0.00220**	**0.61093**	**0.00701**	**-0.00117**	**6.30990**	**0.00033**
%RSD	24.42290	0.61875	5.96943	25.26181	0.59584	0.51240	12.42570	0.18111	75.13953

	Co	**Cr**	**Cu**	**Fe**	**K**	**Li**	**Mg**	**Mn**	**Mo**
	ppm	ppm	ppm	ppm	ppm	ppm	ppm	ppm	ppm
#1	0.08600	0.19081	0.14818	103.90384	18.40727	0.56691	81.81443	0.77188	0.00701
#2	0.08557	0.19069	0.15024	103.78003	18.66647	0.57533	82.18245	0.77265	0.00532
Mean	**0.08579**	**0.19075**	**0.14921**	**103.84193**	**18.53687**	**0.57112**	**81.99844**	**0.77226**	**0.00616**
%RSD	0.36013	0.04338	0.97563	0.08430	0.98876	1.04276	0.31736	0.06998	19.39903

	Na	**Ni**	**P**	**Pb I**	**Pb II**	**S**	**Sb**	**Se I**	**Se II**
	ppm	ppm	ppm	ppm	ppm	ppm	ppm	ppm	ppm
#1	0.57565	0.13093	1.34187	0.03445	0.05315	4.12134	-0.00037	-0.01149	0.00265
#2	0.58160	0.13069	1.35265	0.02806	0.05467	4.11449	0.00107	0.00213	0.00415
Mean	**0.57863**	**0.13081**	**1.34726**	**0.03125**	**0.05391**	**4.11792**	**0.00035**	**-0.00468**	**0.00340**
%RSD	0.72692	0.12985	0.56605	14.44419	1.99178	0.11771	292.24647	205.94755	31.22917

	Si	**Sn**	**Sr**	**Th**	**Ti**	**Tl**	**U**	**V**	**Zn**
	ppm	ppm	ppm	ppm	ppm	ppm	ppm	ppm	ppm
#1	11.97434	0.03201	0.06515	0.05971	2.10589	-0.00586	0.04733	0.22250	0.24416
#2	12.04501	0.03814	0.06561	0.05504	2.11849	-0.00282	0.04984	0.22187	0.24461
Mean	**12.00968**	**0.03508**	**0.06538**	**0.05737**	**2.11219**	**-0.00434**	**0.04859**	**0.22218**	**0.24439**

%RSD	0.41608	12.36005	0.49814	5.75091	0.42178	49.48279	3.65065	0.20046	0.12986

	Zr	Pb	Se
	ppm	calc	calc
#1	0.04500	0.04692	-0.00206
#2	0.04505	0.04581	0.00348
Mean	**0.04502**	**0.04637**	**0.00071**
%RSD	0.08066	1.69747	552.27368

Method : Paragon File : 080922A Printed : 9/22/2008 17:45:09
SampleId1 : 0809040-7 **SampleId2 :** **[SAMPLE]**
Analysis commenced : 9/22/2008 13:04:02
Dilution ratio : 1.00000 to 1.00000 Tray : Position : TUBE52

Final concentrations

	Ag	Al	As	B	Ba	Be	Bi	Ca	Cd
	ppm	ppm	ppm	ppm	ppm	ppm	ppm	ppm	ppm
#1	-0.00233	124.15976	0.00510	0.00588	0.34689	0.01263	0.00046	9.61698	0.00051
#2	-0.00192	123.74801	0.01236	0.00652	0.34659	0.01266	0.00047	9.65845	0.00105
Mean	**-0.00212**	**123.95389**	**0.00873**	**0.00620**	**0.34674**	**0.01265**	**0.00047**	**9.63772**	**0.00078**
%RSD	13.40368	0.23488	58.76419	7.27896	0.06068	0.16613	2.54627	0.30426	49.68957

	Co	Cr	Cu	Fe	K	Li	Mg	Mn	Mo
	ppm	ppm	ppm	ppm	ppm	ppm	ppm	ppm	ppm
#1	0.11764	0.26927	0.22456	142.86602	41.02209	1.48685	168.69935	2.26238	0.00001
#2	0.11822	0.27057	0.22438	143.53317	40.94504	1.48021	168.71797	2.27127	0.00076
Mean	**0.11793**	**0.26992**	**0.22447**	**143.19960**	**40.98357**	**1.48353**	**168.70866**	**2.26683**	**0.00039**
%RSD	0.34581	0.34089	0.05633	0.32943	0.13293	0.31637	0.00781	0.27729	137.60698

	Na	Ni	P	Pb I	Pb II	S	Sb	Se I	Se II
	ppm	ppm	ppm	ppm	ppm	ppm	ppm	ppm	ppm
#1	0.49664	0.20254	2.19348	0.06276	0.08633	3.21671	0.00188	-0.00767	0.00575
#2	0.49457	0.20426	2.20748	0.06575	0.08501	3.21328	0.00539	0.00515	-0.00499
Mean	**0.49560**	**0.20340**	**2.20048**	**0.06426**	**0.08567**	**3.21500**	**0.00363**	**-0.00126**	**0.00038**
%RSD	0.29623	0.59730	0.44977	3.29210	1.08588	0.07535	68.31908	720.22461	2000.04948

	Si	Sn	Sr	Th	Ti	Tl	U	V	Zn
	ppm	ppm	ppm	ppm	ppm	ppm	ppm	ppm	ppm
#1	16.93135	0.03521	0.05418	0.05513	2.12071	0.00247	0.06868	0.38405	0.31665
#2	16.91080	0.03725	0.05430	0.05774	2.12987	0.01047	0.06823	0.38635	0.31957
Mean	**16.92107**	**0.03623**	**0.05424**	**0.05644**	**2.12529**	**0.00647**	**0.06845**	**0.38520**	**0.31811**
%RSD	0.08587	3.97735	0.16278	3.26850	0.30473	87.40895	0.46925	0.42326	0.64850

	Zr	Pb	Se
	ppm	calc	calc
#1	0.11620	0.07848	0.00128
#2	0.11666	0.07860	-0.00162
Mean	**0.11643**	**0.07854**	**-0.00017**
%RSD	0.27917	0.10685	1237.20267

ted: 9/22/2008 17:45:41 User: ROY FRENCH
Method : Paragon File : 080922A Printed : 9/22/2008 17:45:09
SampleId1 : 0809048-1 SampleId2 : [SAMPLE]
Analysis commenced : 9/22/2008 13:06:01
Dilution ratio : 1.00000 to 1.00000 Tray : Position : TUBE53

Final concentrations

	Ag	Al	As	B	Ba	Be	Bi	Ca	Cd
	ppm	ppm	ppm	ppm	ppm	ppm	ppm	ppm	ppm
#1	-0.00172	60.32154	0.00433	-0.00045	0.64827	0.00492	0.00104	10.83707	0.00052
#2	-0.00145	60.69101	0.00334	-0.00129	0.65304	0.00497	-0.00081	10.78597	0.00052
Mean	**-0.00158**	**60.50628**	**0.00384**	**-0.00087**	**0.65066**	**0.00495**	**0.00012**	**10.81152**	**0.00052**
%RSD	12.19843	0.43178	18.22672	67.85929	0.51836	0.68384	1127.92461	0.33421	0.14681

	Co	Cr	Cu	Fe	K	Li	Mg	Mn	Mo
	ppm	ppm	ppm	ppm	ppm	ppm	ppm	ppm	ppm
#1	0.04793	0.14777	0.05984	143.92623	7.72187	0.11571	13.48838	1.16929	0.00410
#2	0.04768	0.14694	0.06047	143.59050	7.77276	0.11688	13.52523	1.16986	0.00452
Mean	**0.04780**	**0.14735**	**0.06015**	**143.75837**	**7.74732**	**0.11630**	**13.50680**	**1.16957**	**0.00431**
%RSD	0.36229	0.40083	0.74167	0.16514	0.46445	0.71110	0.19290	0.03476	6.93831

	Na	Ni	P	Pb I	Pb II	S	Sb	Se I	Se II
	ppm	ppm	ppm	ppm	ppm	ppm	ppm	ppm	ppm
#1	0.40138	0.06085	2.45030	0.02559	0.04655	0.32735	0.00231	-0.00678	0.00368
#2	0.40203	0.06039	2.45475	0.02260	0.04727	0.32735	0.00222	-0.00483	0.00405
Mean	**0.40170**	**0.06062**	**2.45253**	**0.02409**	**0.04691**	**0.32735**	**0.00227**	**-0.00581**	**0.00387**
%RSD	0.11456	0.53895	0.12851	8.79473	1.09369	0.00000	2.93377	23.69596	6.81953

	Si	Sn	Sr	Th	Ti	Tl	U	V	Zn
	ppm	ppm	ppm	ppm	ppm	ppm	ppm	ppm	ppm
#1	10.64560	0.03750	0.07954	0.07582	2.42169	0.00024	0.05463	0.12327	0.15126
#2	10.68427	0.03515	0.08007	0.07614	2.42782	0.00488	0.04819	0.12458	0.14722
Mean	**10.66493**	**0.03632**	**0.07980**	**0.07598**	**2.42476**	**0.00256**	**0.05141**	**0.12392**	**0.14924**
%RSD	0.25637	4.57178	0.46355	0.29967	0.17878	128.09331	8.85518	0.74656	1.91381

	Zr	Pb	Se
	ppm	calc	calc
#1	0.08387	0.03957	0.00020
#2	0.08413	0.03906	0.00109
Mean	**0.08400**	**0.03931**	**0.00065**
%RSD	0.22397	0.92444	98.26755

Method : Paragon File : 080922A Printed : 9/22/2008 17:45:10
SampleId1 : 0809054-5 SampleId2 : [SAMPLE]
Analysis commenced : 9/22/2008 13:07:58
Dilution ratio : 1.00000 to 1.00000 Tray : Position : TUBE54

Final concentrations

	Ag	Al	As	B	Ba	Be	Bi	Ca	Cd
	ppm	ppm	ppm	ppm	ppm	ppm	ppm	ppm	ppm
#1	-0.00195	83.06284	0.02247	0.00028	0.96077	0.00440	-0.00534	3.74000	0.00014
#2	-0.00229	83.21524	0.02236	0.00053	0.96270	0.00436	-0.00266	3.73313	-0.00012
Mean	**-0.00212**	**83.13904**	**0.02242**	**0.00041**	**0.96173**	**0.00438**	**-0.00400**	**3.73657**	**0.00001**
%RSD	11.25468	0.12962	0.34673	42.67052	0.14174	0.54459	47.23123	0.13002	1481.43969

	Co	Cr	Cu	Fe	K	Li	Mg	Mn	Mo
	ppm	ppm	ppm	ppm	ppm	ppm	ppm	ppm	ppm
#1	0.04905	0.13805	0.09938	69.90263	8.75589	0.10300	18.72724	0.36380	0.00212
#2	0.04905	0.13880	0.09965	69.72552	8.78310	0.10343	18.74089	0.36304	0.00104
Mean	**0.04905**	**0.13842**	**0.09951**	**69.81407**	**8.76950**	**0.10322**	**18.73407**	**0.36342**	**0.00158**
%RSD	0.00163	0.38427	0.19119	0.17939	0.21944	0.29406	0.05151	0.14825	48.22834

	Na	Ni	P	Pb I	Pb II	S	Sb	Se I	Se II
	ppm	ppm	ppm	ppm	ppm	ppm	ppm	ppm	ppm
#1	0.51260	0.07506	0.86233	0.01320	0.04631	6.54941	0.00072	-0.01067	-0.00531
#2	0.51427	0.07551	0.87309	0.01892	0.04491	6.61461	-0.00219	-0.00531	0.00329
Mean	**0.51344**	**0.07529**	**0.86771**	**0.01606**	**0.04561**	**6.58201**	**-0.00073**	**-0.00799**	**-0.00101**
%RSD	0.22991	0.41659	0.87748	25.16761	2.16759	0.70045	280.38071	47.48967	601.65932

	Si	Sn	Sr	Th	Ti	Tl	U	V	Zn
	ppm	ppm	ppm	ppm	ppm	ppm	ppm	ppm	ppm
#1	13.17171	0.04221	0.12311	0.05945	2.77658	-0.01069	0.01412	0.15330	0.19816
#2	13.16084	0.03182	0.12316	0.05681	2.77840	-0.00572	0.01364	0.15364	0.19794
Mean	**13.16627**	**0.03701**	**0.12313**	**0.05813**	**2.77749**	**-0.00821**	**0.01388**	**0.15347**	**0.19805**
%RSD	0.05837	19.85409	0.02693	3.22049	0.04628	42.87234	2.47332	0.15472	0.08012

	Zr	Pb	Se
	ppm	calc	calc
#1	0.01257	0.03529	-0.00710
#2	0.01281	0.03626	0.00043
Mean	**0.01269**	**0.03577**	**-0.00334**
%RSD	1.33378	1.91943	159.57243

Method : Paragon File : 080922A Printed : 9/22/2008 17:45:10
SampleId1 : 0809054-6 **SampleId2 :** **[SAMPLE]**
Analysis commenced : 9/22/2008 13:09:56
Dilution ratio : 1.00000 to 1.00000 Tray : Position : TUBE55

Final concentrations

	Ag	Al	As	B	Ba	Be	Bi	Ca	Cd
	ppm	ppm	ppm	ppm	ppm	ppm	ppm	ppm	ppm
#1	-0.00196	112.27980	0.02566	0.00426	0.66784	0.00652	-0.00109	168.80850	0.00040
#2	-0.00183	111.65280	0.01962	0.00397	0.66519	0.00645	-0.00122	168.74438	0.00064
Mean	**-0.00190**	**111.96630**	**0.02264**	**0.00412**	**0.66651**	**0.00648**	**-0.00116**	**168.77644**	**0.00052**
%RSD	4.93804	0.39597	18.88502	5.06365	0.28180	0.72656	7.50060	0.02687	32.29923

	Co	Cr	Cu	Fe	K	Li	Mg	Mn	Mo

	ppm	ppm	ppm	ppm	ppm	ppm	ppm	ppm	ppm
#1	0.10525	0.19004	0.15103	153.24906	35.79266	1.36829	221.36026	1.83806	0.00226
#2	0.10579	0.18949	0.14977	153.20489	35.55939	1.35718	220.66006	1.83691	0.00198
Mean	**0.10552**	**0.18976**	**0.15040**	**153.22698**	**35.67603**	**1.36274**	**221.01016**	**1.83748**	**0.00212**
%RSD	0.36158	0.20535	0.59036	0.02038	0.46234	0.57680	0.22402	0.04448	9.38185

	Na	**Ni**	**P**	**Pb I**	**Pb II**	**S**	**Sb**	**Se I**	**Se II**
	ppm	ppm	ppm	ppm	ppm	ppm	ppm	ppm	ppm
#1	0.72748	0.12078	2.00554	0.04430	0.07758	5.42418	0.00363	-0.00203	0.00956
#2	0.72405	0.12394	1.98901	0.04889	0.07773	5.38302	0.00467	-0.01474	0.00133
Mean	**0.72576**	**0.12236**	**1.99728**	**0.04660**	**0.07765**	**5.40360**	**0.00415**	**-0.00838**	**0.00545**
%RSD	0.33389	1.82601	0.58523	6.95937	0.13915	0.53855	17.64339	107.23003	106.81282

	Si	**Sn**	**Sr**	**Th**	**Ti**	**Tl**	**U**	**V**	**Zn**
	ppm	ppm	ppm	ppm	ppm	ppm	ppm	ppm	ppm
#1	16.42244	0.03818	0.35574	0.03943	1.95900	0.00420	0.08585	0.24519	0.32518
#2	16.36470	0.03482	0.35508	0.04163	1.95594	-0.00524	0.08891	0.24531	0.32428
Mean	**16.39357**	**0.03650**	**0.35541**	**0.04053**	**1.95747**	**-0.00052**	**0.08738**	**0.24525**	**0.32473**
%RSD	0.24907	6.51318	0.13126	3.83209	0.11071	1286.95818	2.47634	0.03329	0.19547

	Zr	**Pb**	**Se**
	ppm	calc	calc
#1	0.05431	0.06650	0.00570
#2	0.05437	0.06813	-0.00402
Mean	**0.05434**	**0.06731**	**0.00084**
%RSD	0.06878	1.71139	817.81054

Method : Paragon File : 080922A Printed : 9/22/2008 17:45:10
SampleId1 : 0809090-1 **SampleId2 :** **[SAMPLE]**
Analysis commenced : 9/22/2008 13:11:54
Dilution ratio : 1.00000 to 1.00000 Tray : Position : TUBE56

Final concentrations

	Ag	**Al**	**As**	**B**	**Ba**	**Be**	**Bi**	**Ca**	**Cd**
	ppm	ppm	ppm	ppm	ppm	ppm	ppm	ppm	ppm
#1	-0.00274	71.51620	0.01566	0.00249	0.71162	0.00357	-0.00192	5.92224	0.00033
#2	-0.00153	72.10806	0.00631	0.00318	0.71674	0.00359	0.00192	5.90370	0.00030
Mean	**-0.00213**	**71.81213**	**0.01099**	**0.00284**	**0.71418**	**0.00358**	**0.00000**	**5.91297**	**0.00031**
%RSD	39.84762	0.58279	60.15285	17.13132	0.50733	0.285275772464.00454		0.22169	8.1379

	Co	**Cr**	**Cu**	**Fe**	**K**	**Li**	**Mg**	**Mn**	**Mo**
	ppm	ppm	ppm	ppm	ppm	ppm	ppm	ppm	ppm
#1	0.05197	0.12317	0.08736	67.67288	7.61074	0.08048	18.32593	0.38711	0.00325
#2	0.05124	0.12247	0.08772	67.58657	7.67723	0.08133	18.36797	0.38755	0.00353
Mean	**0.05161**	**0.12282**	**0.08754**	**67.62972**	**7.64399**	**0.08090**	**18.34695**	**0.38733**	**0.00339**
%RSD	0.99774	0.40227	0.28569	0.09024	0.61512	0.74589	0.16206	0.08115	5.87445

	Na	**Ni**	**P**	**Pb I**	**Pb II**	**S**	**Sb**	**Se I**	**Se II**
	ppm	ppm	ppm	ppm	ppm	ppm	ppm	ppm	ppm

#1	0.53370	0.06693	0.99822	0.01355	0.03677	7.56883	0.00022	-0.01569	-0.00390
#2	0.53765	0.06610	1.02325	0.01624	0.03558	7.62376	0.00209	-0.00824	0.00307
Mean	**0.53567**	**0.06652**	**1.01073**	**0.01490**	**0.03617**	**7.59630**	**0.00116**	**-0.01197**	**-0.00042**
%RSD	0.52147	0.88411	1.75117	12.77689	2.32951	0.51135	114.32195	44.03093	1177.51422

	Si	**Sn**	**Sr**	**Th**	**Ti**	**Tl**	**U**	**V**	**Zn**
	ppm	ppm	ppm	ppm	ppm	ppm	ppm	ppm	ppm
#1	11.75375	0.02958	0.48228	0.08510	2.18706	-0.00305	0.02776	0.19270	0.16652
#2	11.80175	0.03220	0.48523	0.07668	2.19622	-0.00644	0.03630	0.19413	0.16629
Mean	**11.77775**	**0.03089**	**0.48376**	**0.08089**	**2.19164**	**-0.00475**	**0.03203**	**0.19342**	**0.16641**
%RSD	0.28820	6.00581	0.43052	7.36680	0.29539	50.38174	18.85924	0.52320	0.09536

	Zr	**Pb**	**Se**
	ppm	calc	calc
#1	0.02146	0.02904	-0.00783
#2	0.02237	0.02914	-0.00070
Mean	**0.02192**	**0.02909**	**-0.00426**
%RSD	2.92491	0.24693	118.25877

Method : Paragon File : 080922A Printed : 9/22/2008 17:45:10
SampleId1 : CCV **SampleId2 :** **[CV]**
Analysis commenced : 9/22/2008 13:13:52
Dilution ratio : 1.00000 to 1.00000 Tray : Position : STD6

Final concentrations

	Ag	**Al**	**As**	**B**	**Ba**	**Be**	**Bi**	**Ca**	**Cd**
	ppm	ppm	ppm	ppm	ppm	ppm	ppm	ppm	ppm
#1	0.20685	52.70161	0.49322	1.06751	1.02665	0.47043	0.51566	51.24051	0.51220
#2	0.20704	53.08928	0.49607	1.07094	1.03018	0.46909	0.51706	51.10853	0.51332
Mean	**0.20695**	**52.89544**	**0.49464**	**1.06922**	**1.02842**	**0.46976**	**0.51636**	**51.17452**	**0.51276**
%RSD	0.06527	0.51825	0.40690	0.22654	0.24279	0.20120	0.19172	0.18237	0.15374

	Co	**Cr**	**Cu**	**Fe**	**K**	**Li**	**Mg**	**Mn**	**Mo**
	ppm	ppm	ppm	ppm	ppm	ppm	ppm	ppm	ppm
#1	0.48802	0.97994	1.05675	19.49615	51.23952	0.51588	51.38751	0.94339	0.99656
#2	0.48635	0.97797	1.06521	19.45828	51.77673	0.52169	51.49520	0.94269	0.99342
Mean	**0.48719**	**0.97895**	**1.06098**	**19.47722**	**51.50812**	**0.51879**	**51.44135**	**0.94304**	**0.99499**
%RSD	0.24105	0.14192	0.56366	0.13751	0.73749	0.79183	0.14803	0.05260	0.22329

	Na	**Ni**	**P**	**Pb I**	**Pb II**	**S**	**Sb**	**Se I**	**Se II**
	ppm	ppm	ppm	ppm	ppm	ppm	ppm	ppm	ppm
#1	51.03609	0.99350	4.94441	1.01828	0.99633	4.92695	0.52237	1.05798	0.99801
#2	51.52651	0.99363	4.90654	1.01899	0.99944	4.94066	0.52093	1.06153	1.01189
Mean	**51.28130**	**0.99357**	**4.92547**	**1.01864**	**0.99788**	**4.93380**	**0.52165**	**1.05976**	**1.00495**
%RSD	0.67623	0.00919	0.54372	0.04977	0.21978	0.19656	0.19494	0.23664	0.97702

	Si	**Sn**	**Sr**	**Th**	**Ti**	**Tl**	**U**	**V**	**Zn**
	ppm	ppm	ppm	ppm	ppm	ppm	ppm	ppm	ppm
#1	4.85091	1.02849	0.48563	0.29059	0.47740	0.52545	5.10370	0.49702	0.97561

#2	4.87279	1.02193	0.48667	0.28394	0.47769	0.53498	5.10917	0.49600	0.96685
Mean	**4.86185**	**1.02521**	**0.48615**	**0.28726**	**0.47754**	**0.53022**	**5.10644**	**0.49651**	**0.97123**
%RSD	0.31826	0.45241	0.15121	1.63650	0.04327	1.27174	0.07566	0.14475	0.63735

	Zr	**Pb**	**Se**
	ppm	calc	calc
#1	0.96870	1.00364	1.01798
#2	0.97034	1.00595	1.02842
Mean	**0.96952**	**1.00479**	**1.02320**
%RSD	0.11938	0.16239	0.72166

Method : Paragon File : 080922A Printed : 9/22/2008 17:45:11
SampleId1 : CCB **SampleId2 :** **[CB]**
Analysis commenced : 9/22/2008 13:16:03
Dilution ratio : 1.00000 to 1.00000 Tray : Position : STD2

Final concentrations

	Ag	**Al**	**As**	**B**	**Ba**	**Be**	**Bi**	**Ca**	**Cd**
	ppm	ppm	ppm	ppm	ppm	ppm	ppm	ppm	ppm
#1	-0.00039	0.09588	-0.00171	-0.00286	-0.00053	0.00061	-0.00265	-0.03946	-0.00045
#2	0.00034	0.08906	0.00027	-0.00217	-0.00040	0.00058	-0.00056	-0.04051	-0.00010
Mean	**-0.00003**	**0.09247**	**-0.00072**	**-0.00252**	**-0.00046**	**0.00059**	**-0.00161**	**-0.03999**	**-0.00028**
%RSD	2041.07196	5.21472	193.28522	19.32962	20.58800	4.10225	92.23341	1.86196	88.67051

	Co	**Cr**	**Cu**	**Fe**	**K**	**Li**	**Mg**	**Mn**	**Mo**
	ppm	ppm	ppm	ppm	ppm	ppm	ppm	ppm	ppm
#1	-0.00130	-0.00065	-0.00207	0.00077	0.20674	0.00529	-0.01699	-0.00040	-0.00037
#2	-0.00035	-0.00037	-0.00208	0.00033	0.20674	0.00528	-0.01185	-0.00027	-0.00088
Mean	**-0.00083**	**-0.00051**	**-0.00207**	**0.00055**	**0.20674**	**0.00529**	**-0.01442**	**-0.00033**	**-0.00062**
%RSD	81.62008	38.89648	0.29867	56.20268	0.00000	0.12124	25.22929	26.96698	58.57835

	Na	**Ni**	**P**	**Pb I**	**Pb II**	**S**	**Sb**	**Se I**	**Se II**
	ppm	ppm	ppm	ppm	ppm	ppm	ppm	ppm	ppm
#1	0.17075	-0.00145	0.00248	-0.00283	-0.00006	-0.00446	-0.00165	-0.00049	-0.00739
#2	0.16876	-0.00064	-0.00321	0.00528	-0.00228	0.01264	0.00051	-0.00100	-0.00639
Mean	**0.16975**	**-0.00105**	**-0.00036**	**0.00123**	**-0.00117**	**0.00409**	**-0.00057**	**-0.00075**	**-0.00689**
%RSD	0.82847	54.85919	1104.36829	466.50527	133.65689	295.51604	268.67490	47.90827	10.30326

	Si	**Sn**	**Sr**	**Th**	**Ti**	**Tl**	**U**	**V**	**Zn**
	ppm	ppm	ppm	ppm	ppm	ppm	ppm	ppm	ppm
#1	0.01108	0.00607	-0.00094	0.04157	-0.00055	-0.00319	-0.01222	-0.00067	-0.00088
#2	0.01068	-0.00330	-0.00091	0.06361	0.00033	0.00288	0.00354	0.00009	0.00136
Mean	**0.01088**	**0.00139**	**-0.00092**	**0.05259**	**-0.00011**	**-0.00015**	**-0.00434**	**-0.00029**	**0.00024**
%RSD	2.60368	477.65163	2.38501	29.64430	576.96021	2819.01606	256.54482	184.53694	658.83540

	Zr	**Pb**	**Se**
	ppm	calc	calc
#1	-0.00247	-0.00098	-0.00509
#2	-0.00338	0.00024	-0.00459

Mean	**-0.00293**	**-0.00037**	**-0.00484NCH**
%RSD	22.13322	232.41835	7.31792

Method : Paragon File : 080922A Printed : 9/22/2008 17:45:11
SampleId1 : 0809090-2 **SampleId2 :** **[SAMPLE]**
Analysis commenced : 9/22/2008 13:18:14
Dilution ratio : 1.00000 to 1.00000 Tray : Position : TUBE57

Final concentrations

	Ag	**Al**	**As**	**B**	**Ba**	**Be**	**Bi**	**Ca**	**Cd**
	ppm	ppm	ppm	ppm	ppm	ppm	ppm	ppm	ppm
#1	-0.00232	142.79751	0.00202	0.00397	0.30615	0.01217	0.00107	9.79590	0.00063
#2	-0.00184	143.10788	0.00312	0.00249	0.30631	0.01232	0.00037	9.75177	0.00058
Mean	**-0.00208**	**142.95270**	**0.00257**	**0.00323**	**0.30623**	**0.01224**	**0.00072**	**9.77383**	**0.00060**
%RSD	16.20167	0.15352	30.19859	32.24576	0.03747	0.87366	68.37425	0.31930	5.58899

	Co	**Cr**	**Cu**	**Fe**	**K**	**Li**	**Mg**	**Mn**	**Mo**
	ppm	ppm	ppm	ppm	ppm	ppm	ppm	ppm	ppm
#1	0.08568	0.29287	0.17000	203.57451	53.75597	1.91953	253.04284	2.36909	-0.00027
#2	0.08431	0.29198	0.17063	202.66482	54.01690	1.92733	252.99765	2.36380	-0.00163
Mean	**0.08500**	**0.29242**	**0.17031**	**203.11967**	**53.88644**	**1.92343**	**253.02024**	**2.36645**	**-0.00095**
%RSD	1.14072	0.21648	0.26069	0.31668	0.34239	0.28667	0.01263	0.15795	101.12366

	Na	**Ni**	**P**	**Pb I**	**Pb II**	**S**	**Sb**	**Se I**	**Se II**
	ppm	ppm	ppm	ppm	ppm	ppm	ppm	ppm	ppm
#1	0.71577	0.21760	1.98297	0.03708	0.05357	1.15539	0.00573	-0.00556	-0.00131
#2	0.71981	0.21651	1.97789	0.03274	0.05372	1.15881	0.00190	-0.01406	0.00003
Mean	**0.71779**	**0.21705**	**1.98043**	**0.03491**	**0.05365**	**1.15710**	**0.00381**	**-0.00981**	**-0.00064**
%RSD	0.39785	0.35509	0.18159	8.78718	0.19755	0.20914	70.95876	61.26766	147.86781

	Si	**Sn**	**Sr**	**Th**	**Ti**	**Tl**	**U**	**V**	**Zn**
	ppm	ppm	ppm	ppm	ppm	ppm	ppm	ppm	ppm
#1	16.34081	0.03705	0.27787	0.04182	1.54750	0.01163	0.10915	0.37366	0.34290
#2	16.40498	0.04056	0.27774	0.04533	1.54718	0.00364	0.10735	0.37246	0.33887
Mean	**16.37289**	**0.03881**	**0.27781**	**0.04358**	**1.54734**	**0.00763**	**0.10825**	**0.37306**	**0.34089**
%RSD	0.27716	6.39989	0.03193	5.69828	0.01488	74.01854	1.17875	0.22726	0.83792

	Zr	**Pb**	**Se**
	ppm	calc	calc
#1	0.10646	0.04808	-0.00272
#2	0.10560	0.04674	-0.00466
Mean	**0.10603**	**0.04741**	**-0.00369**
%RSD	0.56976	2.00575	37.08804

Method : Paragon File : 080922A Printed : 9/22/2008 17:45:11
SampleId1 : 0809090-8 **SampleId2 :** **[SAMPLE]**
Analysis commenced : 9/22/2008 13:20:13
Dilution ratio : 1.00000 to 1.00000 Tray : Position : TUBE58

Final concentrations **5:41** **User: ROY FRENCH**

	Ag	Al	As	B	Ba	Be	Bi	Ca	Cd
	ppm	ppm	ppm	ppm	ppm	ppm	ppm	ppm	ppm
#1	-0.00211	72.44538	0.00433	0.00613	0.30772	0.00698	0.00097	96.69636	0.00069
#2	-0.00218	72.75079	0.00137	0.00500	0.30842	0.00700	-0.00309	96.05834	0.00077
Mean	**-0.00214**	**72.59808**	**0.00285**	**0.00557**	**0.30807**	**0.00699**	**-0.00106**	**96.37735**	**0.00073**
%RSD	2.39747	0.29746	73.67058	14.35600	0.16140	0.17747	270.34686	0.46811	7.05999

	Co	Cr	Cu	Fe	K	Li	Mg	Mn	Mo
	ppm	ppm	ppm	ppm	ppm	ppm	ppm	ppm	ppm
#1	0.09818	0.15954	0.13680	139.90170	16.74088	0.57230	123.77633	1.50210	-0.00112
#2	0.09753	0.15977	0.13689	138.78657	16.85222	0.57679	123.79441	1.49653	0.00010
Mean	**0.09786**	**0.15966**	**0.13685**	**139.34413**	**16.79655**	**0.57454**	**123.78537**	**1.49931**	**-0.00051**
%RSD	0.47130	0.10114	0.04468	0.56587	0.46870	0.55280	0.01033	0.26278	170.57298

	Na	Ni	P	Pb I	Pb II	S	Sb	Se I	Se II
	ppm	ppm	ppm	ppm	ppm	ppm	ppm	ppm	ppm
#1	0.49212	0.17161	3.12440	0.03823	0.06827	7.30792	0.00250	-0.00723	-0.00010
#2	0.49436	0.16881	3.05995	0.03707	0.07065	7.25643	0.00209	-0.00612	0.00213
Mean	**0.49324**	**0.17021**	**3.09217**	**0.03765**	**0.06946**	**7.28217**	**0.00230**	**-0.00668**	**0.00101**
%RSD	0.32099	1.16671	1.47375	2.16870	2.41727	0.49999	12.53069	11.82893	155.61296

	Si	Sn	Sr	Th	Ti	Tl	U	V	Zn
	ppm	ppm	ppm	ppm	ppm	ppm	ppm	ppm	ppm
#1	16.52130	0.03621	0.10626	0.05994	2.27017	0.00408	0.05191	0.22243	0.21477
#2	16.53809	0.03914	0.10639	0.05801	2.26878	0.00116	0.05752	0.22181	0.21073
Mean	**16.52970**	**0.03768**	**0.10633**	**0.05897**	**2.26948**	**0.00262**	**0.05471**	**0.22212**	**0.21275**
%RSD	0.07183	5.49604	0.08833	2.31108	0.04343	78.96505	7.24681	0.19707	1.34255

	Zr	Pb	Se
	ppm	calc	calc
#1	0.06359	0.05827	-0.00248
#2	0.06397	0.05947	-0.00062
Mean	**0.06378**	**0.05887**	**-0.00155**
%RSD	0.41580	1.44051	85.07207

Method : Paragon File : 080922A Printed : 9/22/2008 17:45:12
SampleId1 : 0809090-9 **SampleId2 :** **[SAMPLE]**
Analysis commenced : 9/22/2008 13:22:11
Dilution ratio : 1.00000 to 1.00000 Tray : Position : TUBE59

Final concentrations

	Ag	Al	As	B	Ba	Be	Bi	Ca	Cd
	ppm	ppm	ppm	ppm	ppm	ppm	ppm	ppm	ppm
#1	-0.00169	58.44138	0.00785	0.00859	0.19798	0.00716	-0.00192	233.95783	0.00031
#2	-0.00271	59.09266	0.00719	0.00972	0.20090	0.00723	-0.00016	232.25731	0.00040
Mean	**-0.00220**	**58.76702**	**0.00752**	**0.00915**	**0.19944**	**0.00720**	**-0.00104**	**233.10757**	**0.00035**
%RSD	32.75301	0.78364	6.20113	8.73024	1.03495	0.65450	120.00180	0.51584	18.72172

ted: 9/22/2008 17:45:41 User: ROY FRENCH

	Co	Cr	Cu	Fe	K	Li	Mg	Mn	Mo
	ppm	ppm	ppm	ppm	ppm	ppm	ppm	ppm	ppm
#1	0.08221	0.12854	0.11850	186.47418	17.21427	0.63369	197.69438	3.76780	0.00179
#2	0.08226	0.12712	0.12055	185.24246	17.55995	0.64669	198.70611	3.76696	0.00161
Mean	**0.08224**	**0.12783**	**0.11953**	**185.85832**	**17.38711**	**0.64019**	**198.20025**	**3.76738**	**0.00170**
%RSD	0.04020	0.78654	1.21611	0.46861	1.40581	1.43596	0.36095	0.01589	7.80863

	Na	Ni	P	Pb I	Pb II	S	Sb	Se I	Se II
	ppm	ppm	ppm	ppm	ppm	ppm	ppm	ppm	ppm
#1	0.60120	0.12363	2.60952	0.02339	0.05448	10.40669	0.00493	-0.00732	-0.00198
#2	0.61114	0.12391	2.64966	0.01881	0.05475	10.52703	0.00783	-0.00545	-0.00215
Mean	**0.60617**	**0.12377**	**2.62959**	**0.02110**	**0.05461**	**10.46686**	**0.00638**	**-0.00638**	**-0.00206**
%RSD	1.15994	0.15836	1.07933	15.34861	0.35465	0.81295	32.19551	20.65802	5.55548

	Si	Sn	Sr	Th	Ti	Tl	U	V	Zn
	ppm	ppm	ppm	ppm	ppm	ppm	ppm	ppm	ppm
#1	16.54972	0.03516	0.18469	0.04711	1.53745	-0.00272	0.10444	0.18046	0.20781
#2	16.66418	0.03383	0.18661	0.03986	1.54552	-0.00951	0.11315	0.18035	0.20646
Mean	**16.60695**	**0.03450**	**0.18565**	**0.04349**	**1.54149**	**-0.00612**	**0.10879**	**0.18040**	**0.20714**
%RSD	0.48740	2.71881	0.73326	11.79023	0.37026	78.47203	5.66536	0.04342	0.45964

	Zr	Pb	Se
	ppm	calc	calc
#1	0.05034	0.04412	-0.00376
#2	0.05090	0.04278	-0.00325
Mean	**0.05062**	**0.04345**	**-0.00350**
%RSD	0.77308	2.18411	10.35276

Method : Paragon File : 080922A Printed : 9/22/2008 17:45:12
SampleId1 : 0809020-21A SampleId2 : [SAMPLE]
Analysis commenced : 9/22/2008 13:24:09
Dilution ratio : 1.00000 to 1.00000 Tray : Position : TUBE60

Final concentrations

	Ag	Al	As	B	Ba	Be	Bi	Ca	Cd
	ppm	ppm	ppm	ppm	ppm	ppm	ppm	ppm	ppm
#1	-0.00212	41.21558	0.00697	0.01384	0.70948	0.00321	-0.00126	134.78614	0.00091
#2	-0.00145	41.35871	0.01126	0.01537	0.70332	0.00323	-0.00372	133.89529	0.00146
Mean	**-0.00179**	**41.28715**	**0.00912**	**0.01460**	**0.70640**	**0.00322**	**-0.00249**	**134.34072**	**0.00119**
%RSD	26.84975	0.24512	33.25831	7.37329	0.61602	0.40951	69.76514	0.46890	32.89969

	Co	Cr	Cu	Fe	K	Li	Mg	Mn	Mo
	ppm	ppm	ppm	ppm	ppm	ppm	ppm	ppm	ppm
#1	0.02451	0.04867	0.05341	68.17027	91.10974	1.09270	93.76239	1.39192	0.00086
#2	0.02476	0.04910	0.05404	67.67615	91.44209	1.09750	93.70359	1.38284	-0.00004
Mean	**0.02463**	**0.04889**	**0.05372**	**67.92321**	**91.27591**	**1.09510**	**93.73299**	**1.38738**	**0.00041**
%RSD	0.73485	0.63351	0.83125	0.51440	0.25747	0.30972	0.04436	0.46312	154.04044

	Na	Ni	P	Pb I	Pb II	S	Sb	Se I	Se II
	ppm	ppm	ppm	ppm	ppm	ppm	ppm	ppm	ppm
#1	81.73002	0.04305	2.18648	0.05180	0.08262	0.63184	0.00274	-0.01042	0.00778
#2	82.25443	0.04250	2.17217	0.05515	0.07893	0.62841	0.00221	-0.00905	0.00042
Mean	**81.99223**	**0.04278**	**2.17933**	**0.05347**	**0.08077**	**0.63012**	**0.00247**	**-0.00974**	**0.00410**
%RSD	0.45225	0.91657	0.46443	4.42441	3.23568	0.38395	15.05329	9.94825	126.93334

	Si	Sn	Sr	Th	Ti	Tl	U	V	Zn
	ppm	ppm	ppm	ppm	ppm	ppm	ppm	ppm	ppm
#1	20.56933	0.02978	0.22907	0.04499	1.51013	-0.00413	0.00985	0.13418	0.17886
#2	20.60797	0.03272	0.22767	0.04482	1.49783	-0.00768	0.00230	0.13283	0.17617
Mean	**20.58865**	**0.03125**	**0.22837**	**0.04491**	**1.50398**	**-0.00591**	**0.00608**	**0.13351**	**0.17751**
%RSD	0.13270	6.65523	0.43413	0.25388	0.57826	42.46244	87.78053	0.71627	1.07266

	Zr	Pb	Se
	ppm	calc	calc
#1	0.04072	0.07236	0.00172
#2	0.04089	0.07101	-0.00273
Mean	**0.04081**	**0.07168**	**-0.00051**
%RSD	0.30031	1.33287	620.84947

Method : Paragon File : 080922A Printed : 9/22/2008 17:45:12
SampleId1 : 0809053-3 **SampleId2 :** **[SAMPLE]**
Analysis commenced : 9/22/2008 13:26:08
Dilution ratio : 1.00000 to 1.00000 Tray : Position : TUBE61

Final concentrations

	Ag	Al	As	B	Ba	Be	Bi	Ca	Cd
	ppm	ppm	ppm	ppm	ppm	ppm	ppm	ppm	ppm
#1	0.00466	73.79937	0.00906	5.09152	6.41579	0.00157	0.02552	3.74027	0.00075
#2	0.00553	73.36838	0.01423	5.07248	6.36796	0.00157	0.02107	3.74370	0.00070
Mean	**0.00509**	**73.58387**	**0.01165**	**5.08200**	**6.39187**	**0.00157**	**0.02329**	**3.74198**	**0.00073**
%RSD	12.17946	0.41416	31.37649	0.26498	0.52909	0.07209	13.51920	0.06492	3.93966

	Co	Cr	Cu	Fe	K	Li	Mg	Mn	Mo
	ppm	ppm	ppm	ppm	ppm	ppm	ppm	ppm	ppm
#1	0.42918	46.95845	4.05104	200.60092	4.04547	0.00736	1.26522	3.50278	2.61996
#2	0.42911	46.95697	4.01609	200.79326	4.01599	0.00732	1.26411	3.49576	2.61378
Mean	**0.42915**	**46.95771**	**4.03356**	**200.69709**	**4.03073**	**0.00734**	**1.26467**	**3.49927**	**2.61687**
%RSD	0.01089	0.00223	0.61269	0.06776	0.51707	0.39291	0.06165	0.14186	0.16693

	Na	Ni	P	Pb I	Pb II	S	Sb	Se I	Se II
	ppm	ppm	ppm	ppm	ppm	ppm	ppm	ppm	ppm
#1	11.56440	40.82611	0.05901	0.43181	0.41699	4.38870	0.12627	-0.01031	-0.00138
#2	11.47141	40.77341	0.06248	0.43299	0.40990	4.40584	0.13279	-0.01575	-0.00495
Mean	**11.51791**	**40.79976**	**0.06075**	**0.43240**	**0.41344**	**4.39727**	**0.12953**	**-0.01303**	**-0.00316**
%RSD	0.57088	0.09133	4.04423	0.19312	1.21334	0.27561	3.55841	29.47579	79.84099

	Si	Sn	Sr	Th	Ti	Tl	U	V	Zn

	ppm	ppm	ppm	ppm	ppm	ppm	ppm	ppm	ppm
#1	1.27622	0.06986	0.20407	0.08148	0.13660	0.01231	0.13481	0.27463	4.71366
#2	1.27619	0.07323	0.20247	0.09227	0.13619	0.01518	0.13589	0.27568	4.73614
Mean	**1.27621**	**0.07154**	**0.20327**	**0.08688**	**0.13639**	**0.01375**	**0.13535**	**0.27516**	**4.72490**
%RSD	0.00132	3.32660	0.55557	8.78517	0.21619	14.76858	0.56473	0.27153	0.33637

	Zr	**Pb**	**Se**
	ppm	calc	calc
#1	0.00651	0.42193	-0.00435
#2	0.00579	0.41759	-0.00854
Mean	**0.00615**	**0.41976**	**-0.00645**
%RSD	8.32550	0.73088	45.94478

Method : Paragon File : 080922A Printed : 9/22/2008 17:45:13
SampleId1 : 0809086-3 **SampleId2 :** **[SAMPLE]**
Analysis commenced : 9/22/2008 13:28:07
Dilution ratio : 1.00000 to 1.00000 Tray : Position : TUBE62

Final concentrations

	Ag	**Al**	**As**	**B**	**Ba**	**Be**	**Bi**	**Ca**	**Cd**
	ppm	ppm	ppm	ppm	ppm	ppm	ppm	ppm	ppm
#1	0.00393	146.84818	0.01093	4.42151	5.15954	0.00195	0.03128	2.93700	0.00094
#2	0.00453	147.59930	0.01280	4.43011	5.18144	0.00193	0.02968	2.94730	0.00059
Mean	**0.00423**	**147.22374**	**0.01187**	**4.42581**	**5.17049**	**0.00194**	**0.03048**	**2.94215**	**0.00077**
%RSD	10.06079	0.36076	11.13858	0.13745	0.29948	0.71803	3.70910	0.24749	32.30920

	Co	**Cr**	**Cu**	**Fe**	**K**	**Li**	**Mg**	**Mn**	**Mo**
	ppm	ppm	ppm	ppm	ppm	ppm	ppm	ppm	ppm
#1	0.48632	51.15433	6.08714	207.54137	3.43655	0.00963	1.57323	4.44010	2.90881
#2	0.48647	51.17044	6.10558	207.58472	3.44991	0.00963	1.57323	4.44664	2.91531
Mean	**0.48639**	**51.16239**	**6.09636**	**207.56305**	**3.44323**	**0.00963**	**1.57323**	**4.44337**	**2.91206**
%RSD	0.02174	0.02226	0.21387	0.01477	0.27430	0.00000	0.00000	0.10416	0.15791

	Na	**Ni**	**P**	**Pb I**	**Pb II**	**S**	**Sb**	**Se I**	**Se II**
	ppm	ppm	ppm	ppm	ppm	ppm	ppm	ppm	ppm
#1	9.76638	42.10135	0.07101	0.54082	0.51790	7.53106	0.03776	-0.01522	0.00507
#2	9.83356	42.21851	0.05206	0.54650	0.51465	7.53793	0.03819	0.00084	-0.00161
Mean	**9.79997**	**42.15993**	**0.06154**	**0.54366**	**0.51627**	**7.53450**	**0.03798**	**-0.00719**	**0.00173**
%RSD	0.48473	0.19650	21.77636	0.73861	0.44486	0.06444	0.81025	158.03232	273.45561

	Si	**Sn**	**Sr**	**Th**	**Ti**	**Tl**	**U**	**V**	**Zn**
	ppm	ppm	ppm	ppm	ppm	ppm	ppm	ppm	ppm
#1	1.17763	0.09075	0.16158	0.08950	0.16259	0.01971	0.12766	0.29658	4.43407
#2	1.17863	0.09822	0.16221	0.09714	0.16263	0.02618	0.13490	0.29864	4.43115
Mean	**1.17813**	**0.09448**	**0.16189**	**0.09332**	**0.16261**	**0.02294**	**0.13128**	**0.29761**	**4.43261**
%RSD	0.05995	5.58407	0.27673	5.78514	0.01929	19.92101	3.90076	0.48973	0.04661

	Zr	**Pb**	**Se**
	ppm	calc	calc

#1	0.00349	0.52553	-0.00169**NCH**
#2	0.00317	0.52525	-0.00079
Mean	**0.00333**	**0.52539**	**-0.00124**
%RSD	6.77362	0.03706	50.93681

Method : Paragon File : 080922A Printed : 9/22/2008 17:45:13
SampleId1 : IP080918-2MB SampleId2 : [SAMPLE]
Analysis commenced : 9/22/2008 13:31:56
Dilution ratio : 1.00000 to 1.00000 Tray : Position : TUBE31

Final concentrations

	Ag	**Al**	**As**	**B**	**Ba**	**Be**	**Bi**	**Ca**	**Cd**
	ppm	ppm	ppm	ppm	ppm	ppm	ppm	ppm	ppm
#1	-0.00040	-0.00483	-0.00204	0.00362	-0.00053	0.00033	-0.00498	0.00266	0.00003
#2	-0.00040	-0.00130	-0.00468	0.00284	-0.00050	0.00036	-0.00149	0.00213	0.00015
Mean	**-0.00040**	**-0.00307**	**-0.00336**	**0.00323**	**-0.00052**	**0.00034**	**-0.00323**	**0.00239**	**0.00009**
%RSD	0.18975	81.30349	55.48720	17.19774	3.68807	6.83238	76.12445	15.54623	96.97162

	Co	**Cr**	**Cu**	**Fe**	**K**	**Li**	**Mg**	**Mn**	**Mo**
	ppm	ppm	ppm	ppm	ppm	ppm	ppm	ppm	ppm
#1	-0.00166	0.00068	-0.00296	0.00402	0.09474	0.00521	-0.02103	-0.00033	-0.00079
#2	-0.00136	0.00065	-0.00288	0.00411	0.08015	0.00520	-0.01993	-0.00033	-0.00008
Mean	**-0.00151**	**0.00066**	**-0.00292**	**0.00407**	**0.08744**	**0.00520**	**-0.02048**	**-0.00033**	**-0.00044**
%RSD	13.96370	3.18519	2.14647	1.52756	11.79925	0.18480	3.80587	0.00000	114.31691

	Na	**Ni**	**P**	**Pb I**	**Pb II**	**S**	**Sb**	**Se I**	**Se II**
	ppm	ppm	ppm	ppm	ppm	ppm	ppm	ppm	ppm
#1	0.17489	-0.00129	0.03690	-0.00013	0.00181	0.00580	0.00164	-0.00481	0.00096
#2	0.17448	-0.00051	0.03564	-0.00064	0.00212	-0.00446	0.00258	-0.00696	-0.00027
Mean	**0.17468**	**-0.00090**	**0.03627**	**-0.00038**	**0.00197**	**0.00067**	**0.00211**	**-0.00588**	**0.00034**
%RSD	0.16431	60.96529	2.46292	94.89328	11.10773	1080.15135	31.34593	25.90408	250.94202

	Si	**Sn**	**Sr**	**Th**	**Ti**	**Tl**	**U**	**V**	**Zn**
	ppm	ppm	ppm	ppm	ppm	ppm	ppm	ppm	ppm
#1	0.01686	0.01324	-0.00102	0.03365	-0.00100	-0.00781	-0.01041	-0.00064	0.00136
#2	0.01895	0.01705	-0.00099	0.03484	-0.00092	-0.01014	-0.00859	-0.00064	0.00069
Mean	**0.01790**	**0.01515**	**-0.00101**	**0.03424**	**-0.00096**	**-0.00897**	**-0.00950**	**-0.00064**	**0.00103**
%RSD	8.25195	17.76510	1.64326	2.46671	5.88532	18.36975	13.53674	0.00237	46.38524

	Zr	**Pb**	**Se**
	ppm	calc	calc
#1	-0.00202	0.00117	-0.00096
#2	-0.00208	0.00120	-0.00250
Mean	**-0.00205**	**0.00118**	**-0.00173**
%RSD	1.83915	2.10366	62.72895

Method : Paragon File : 080922A Printed : 9/22/2008 17:45:13
SampleId1 : CRI SampleId2 : [FLEXQC]
Analysis commenced : 9/22/2008 13:34:00

Dilution ratio : 1.00000 to 1.00000 Tray : Position : STD3

Final concentrations

	Ag	Al	As	B	Ba	Be	Bi	Ca	Cd
	ppm	ppm	ppm	ppm	ppm	ppm	ppm	ppm	ppm
#1	0.02032	0.54998	0.01368	0.45174	0.43448	0.01101	0.04821	5.75990	0.01087
#2	0.01973	0.56205	0.00730	0.45517	0.43864	0.01103	0.05459	5.73952	0.01040
Mean	**0.02002**	**0.55601**	**0.01049**	**0.45345**	**0.43656**	**0.01102**	**0.05140**	**5.74971**	**0.01064**
%RSD	2.10142	1.53563	42.98118	0.53537	0.67514	0.10750	8.76871	0.25075	3.11321

	Co	Cr	Cu	Fe	K	Li	Mg	Mn	Mo
	ppm	ppm	ppm	ppm	ppm	ppm	ppm	ppm	ppm
#1	0.10334	0.02142	0.05267	0.20671	4.59520	0.02054	5.38462	0.03044	0.02062
#2	0.10263	0.02094	0.05286	0.20635	4.64924	0.02075	5.40963	0.03044	0.02015
Mean	**0.10298**	**0.02118**	**0.05277**	**0.20653**	**4.62222**	**0.02065**	**5.39712**	**0.03044**	**0.02039**
%RSD	0.48696	1.60630	0.25509	0.12050	0.82664	0.73649	0.32773	0.00000	1.62843

	Na	Ni	P	Pb I	Pb II	S	Sb	Se I	Se II
	ppm	ppm	ppm	ppm	ppm	ppm	ppm	ppm	ppm
#1	4.72980	0.08730	0.19801	0.00697	0.00843	0.21788	0.13151	0.00466	-0.00005
#2	4.82176	0.08667	0.21128	0.00455	0.00539	0.20078	0.13141	0.00747	0.01089
Mean	**4.77578**	**0.08698**	**0.20465**	**0.00576**	**0.00691**	**0.20933**	**0.13146**	**0.00606**	**0.00542**
%RSD	1.36159	0.51078	4.58575	29.63523	31.09846	5.77766	0.05525	32.73459	142.84111

	Si	Sn	Sr	Th	Ti	Tl	U	V	Zn
	ppm	ppm	ppm	ppm	ppm	ppm	ppm	ppm	ppm
#1	0.11677	0.10614	0.02350	0.10119	0.01982	0.01617	0.20884	0.10729	0.04355
#2	0.11729	0.10979	0.02364	0.09598	0.01946	0.02027	0.18885	0.10719	0.04332
Mean	**0.11703**	**0.10796**	**0.02357**	**0.09858**	**0.01964**	**0.01822**	**0.19884**	**0.10724**	**0.04344**
%RSD	0.31566	2.39569	0.39776	3.74036	1.31065	15.89415	7.11146	0.06255	0.36529

	Zr	Pb	Se
	ppm	calc	calc
#1	0.05054	0.00794	0.00152
#2	0.05136	0.00511	0.00975
Mean	**0.05095**	**0.00653**	**0.00563**
%RSD	1.13496	30.66862	103.37208

Method : Paragon File : 080922A Printed : 9/22/2008 17:45:13
SampleId1 : ICSA SampleId2 : [FLEXQC]
Analysis commenced : 9/22/2008 13:36:17
Dilution ratio : 1.00000 to 1.00000 Tray : Position : STD4

Final concentrations

	Ag	Al	As	B	Ba	Be	Bi	Ca	Cd
	ppm	ppm	ppm	ppm	ppm	ppm	ppm	ppm	ppm
#1	-0.00092	260.08595	-0.00622	-0.00109	-0.00050	0.00125	-0.00183	252.20510	-0.00014
#2	-0.00107	259.33840	-0.00424	-0.00296	-0.00053	0.00123	-0.00055	250.43984	-0.00054

Mean	**-0.00099**	**259.71218**	**-0.00523**	**-0.00202**	**-0.00052**	**0.00124**	**-0.00119**	**251.32247**	**-0.00034**
%RSD	10.55761	0.20353	26.74834	65.19607	3.68807	0.95709	76.03306	0.49666	82.35728

	Co	**Cr**	**Cu**	**Fe**	**K**	**Li**	**Mg**	**Mn**	**Mo**
	ppm	ppm	ppm	ppm	ppm	ppm	ppm	ppm	ppm
#1	0.00270	-0.00190	-0.00703	96.18933	0.09565	0.00550	259.40544	0.00296	-0.00112
#2	0.00168	-0.00191	-0.00686	95.75345	0.08197	0.00547	258.59854	0.00290	-0.00187
Mean	**0.00219**	**-0.00190**	**-0.00695**	**95.97139**	**0.08881**	**0.00548**	**259.00199**	**0.00293**	**-0.00149**
%RSD	32.75874	0.29395	1.74117	0.32115	10.89143	0.38010	0.22029	1.52871	35.60209

	Na	**Ni**	**P**	**Pb I**	**Pb II**	**S**	**Sb**	**Se I**	**Se II**
	ppm	ppm	ppm	ppm	ppm	ppm	ppm	ppm	ppm
#1	0.17367	-0.00007	0.01858	-0.00601	0.00643	0.02975	0.00114	0.00427	0.00590
#2	0.17375	-0.00035	0.00974	-0.00878	0.00622	0.00922	0.00269	-0.00826	-0.00054
Mean	**0.17371**	**-0.00021**	**0.01416**	**-0.00740**	**0.00633**	**0.01948**	**0.00192**	**-0.00199**	**0.00268**
%RSD	0.03305	94.58523	44.14836	26.46451	2.41472	74.47974	57.04232	444.51875	169.69992

	Si	**Sn**	**Sr**	**Th**	**Ti**	**Tl**	**U**	**V**	**Zn**
	ppm	ppm	ppm	ppm	ppm	ppm	ppm	ppm	ppm
#1	0.01209	0.00212	0.00046	0.02139	-0.00083	-0.00342	0.05077	-0.00335	0.00383
#2	0.01194	0.00256	0.00046	0.00864	-0.00093	-0.00086	0.06561	-0.00326	0.00652
Mean	**0.01202**	**0.00234**	**0.00046**	**0.01502**	**-0.00088**	**-0.00214**	**0.05819**	**-0.00330**	**0.00518**
%RSD	0.86901	13.27665	0.00000	60.03976	7.84621	84.34379	18.03563	1.78758	36.77541

	Zr	**Pb**	**Se**
	ppm	calc	calc
#1	0.00085	0.00229	0.00536
#2	0.00174	0.00122	-0.00311
Mean	**0.00130**	**0.00176**	**0.00112**
%RSD	48.41436	42.91742	532.26802

Method : Paragon File : 080922A Printed : 9/22/2008 17:45:14
SampleId1 : ICSAB **SampleId2 :** **[FLEXQC]**
Analysis commenced : 9/22/2008 13:38:33
Dilution ratio : 1.00000 to 1.00000 Tray : Position : STD5

Final concentrations

	Ag	**Al**	**As**	**B**	**Ba**	**Be**	**Bi**	**Ca**	**Cd**
	ppm	ppm	ppm	ppm	ppm	ppm	ppm	ppm	ppm
#1	0.20447	261.67581	0.09105	1.06932	0.52219	0.46122	0.52832	258.81372	1.01560
#2	0.20488	264.71994	0.09248	1.07382	0.52945	0.46072	0.52905	257.23215	1.01564
Mean	**0.20467**	**263.19787**	**0.09177**	**1.07157**	**0.52582**	**0.46097**	**0.52869**	**258.02293**	**1.01562**
%RSD	0.13988	0.81784	1.10055	0.29708	0.97599	0.07545	0.09804	0.43342	0.00315

	Co	**Cr**	**Cu**	**Fe**	**K**	**Li**	**Mg**	**Mn**	**Mo**
	ppm	ppm	ppm	ppm	ppm	ppm	ppm	ppm	ppm
#1	0.48714	0.45706	0.54934	98.30316	0.13852	1.04906	262.85480	0.46346	0.98981
#2	0.48566	0.45528	0.55760	98.02692	0.11207	1.06914	264.19561	0.46385	0.99318
Mean	**0.48640**	**0.45617**	**0.55347**	**98.16504**	**0.12529**	**1.05910**	**263.52521**	**0.46366**	**0.99150**

%RSD	0.21585	0.27553	1.05570	0.19898	14.92645	1.34034	0.35978	0.05814	0.24081

	Na	**Ni**	**P**	**Pb I**	**Pb II**	**S**	**Sb**	**Se I**	**Se II**
	ppm	ppm	ppm	ppm	ppm	ppm	ppm	ppm	ppm
#1	0.18069	0.96113	1.02705	0.04072	0.05553	1.03903	0.63423	0.04550	0.05676
#2	0.18134	0.96085	1.04099	0.03443	0.05854	1.03903	0.63376	0.05133	0.04759
Mean	**0.18102**	**0.96099**	**1.03402**	**0.03757**	**0.05704**	**1.03903**	**0.63399**	**0.04842**	**0.05217**
%RSD	0.25371	0.02035	0.95344	11.83162	3.72903	0.00000	0.05274	8.50194	12.42412

	Si	**Sn**	**Sr**	**Th**	**Ti**	**Tl**	**U**	**V**	**Zn**
	ppm	ppm	ppm	ppm	ppm	ppm	ppm	ppm	ppm
#1	0.96150	1.02272	0.97375	0.50678	0.92426	0.10878	10.31148	0.48885	0.94126
#2	0.97267	1.03219	0.98215	0.51404	0.92815	0.10024	10.39357	0.49023	0.92488
Mean	**0.96708**	**1.02746**	**0.97795**	**0.51041**	**0.92621**	**0.10451**	**10.35252**	**0.48954**	**0.93307**
%RSD	0.81702	0.65170	0.60692	1.00530	0.29739	5.78258	0.56073	0.19945	1.24177

	Zr	**Pb**	**Se**
	ppm	calc	calc
#1	0.47359	0.05060	0.05301
#2	0.47547	0.05051	0.04883
Mean	**0.47453**	**0.05055**	**0.05092**
%RSD	0.27957	0.12199	5.79882

Method : Paragon File : 080922A Printed : 9/22/2008 17:45:14
SampleId1 : CCV **SampleId2 :** **[CV]**
Analysis commenced : 9/22/2008 13:40:48
Dilution ratio : 1.00000 to 1.00000 Tray : Position : STD6

Final concentrations

	Ag	**Al**	**As**	**B**	**Ba**	**Be**	**Bi**	**Ca**	**Cd**
	ppm	ppm	ppm	ppm	ppm	ppm	ppm	ppm	ppm
#1	0.20552	52.38731	0.49563	1.06130	1.02885	0.46115	0.51726	50.07841	0.50318
#2	0.20679	52.90371	0.49607	1.06179	1.03803	0.46142	0.51245	49.98388	0.50372
Mean	**0.20616**	**52.64551**	**0.49585**	**1.06154**	**1.03344**	**0.46129**	**0.51486**	**50.03114**	**0.50345**
%RSD	0.43492	0.69359	0.06245	0.03260	0.62820	0.04213	0.66151	0.13360	0.07680

	Co	**Cr**	**Cu**	**Fe**	**K**	**Li**	**Mg**	**Mn**	**Mo**
	ppm	ppm	ppm	ppm	ppm	ppm	ppm	ppm	ppm
#1	0.47733	0.95575	1.05684	19.09075	51.55452	0.51915	50.78895	0.92407	0.98282
#2	0.47984	0.95577	1.06962	19.10749	52.19108	0.52723	51.06074	0.92490	0.98329
Mean	**0.47858**	**0.95576**	**1.06323**	**19.09912**	**51.87280**	**0.52319**	**50.92485**	**0.92448**	**0.98305**
%RSD	0.37027	0.00146	0.85025	0.06196	0.86774	1.09176	0.37739	0.06340	0.03373

	Na	**Ni**	**P**	**Pb I**	**Pb II**	**S**	**Sb**	**Se I**	**Se II**
	ppm	ppm	ppm	ppm	ppm	ppm	ppm	ppm	ppm
#1	50.96001	0.98100	4.86738	1.00050	0.98665	4.90980	0.51827	1.06283	0.99792
#2	51.51948	0.98030	4.96784	1.00702	0.97296	4.93037	0.52563	1.06467	0.98816
Mean	**51.23975**	**0.98065**	**4.91761**	**1.00376**	**0.97981**	**4.92009**	**0.52195**	**1.06375**	**0.99304**
%RSD	0.77207	0.05052	1.44451	0.45912	0.98782	0.29567	0.99758	0.12211	0.69532

ted: 9/22/2008 17:45:42 User: ROY FRENCH

	Si	Sn	Sr	Th	Ti	Tl	U	V	Zn
	ppm	ppm	ppm	ppm	ppm	ppm	ppm	ppm	ppm
#1	4.79194	0.99964	0.48445	0.27785	0.46972	0.52806	5.11365	0.48921	0.93902
#2	4.83268	1.00167	0.48832	0.27669	0.47194	0.52717	5.18493	0.49098	0.93273
Mean	**4.81231**	**1.00066**	**0.48639**	**0.27727**	**0.47083**	**0.52762**	**5.14929**	**0.49009**	**0.93588**
%RSD	0.59856	0.14403	0.56332	0.29631	0.33383	0.11924	0.97886	0.25490	0.47487

	Zr	Pb	Se
	ppm	calc	calc
#1	0.96294	0.99126	1.01954
#2	0.96902	0.98430	1.01363
Mean	**0.96598**	**0.98778**	**1.01659**
%RSD	0.44483	0.49819	0.41049

Method : Paragon File : 080922A Printed : 9/22/2008 17:45:14
SampleId1 : CCB SampleId2 : [CB]
Analysis commenced : 9/22/2008 13:43:02
Dilution ratio : 1.00000 to 1.00000 Tray : Position : STD2

Final concentrations

	Ag	Al	As	B	Ba	Be	Bi	Ca	Cd
	ppm	ppm	ppm	ppm	ppm	ppm	ppm	ppm	ppm
#1	0.00007	-0.00072	-0.00600	-0.00021	-0.00050	0.00046	-0.00126	-0.03735	-0.00018
#2	-0.00039	0.00147	0.00126	-0.00109	-0.00053	0.00048	-0.00254	-0.03999	-0.00016
Mean	**-0.00016**	**0.00037**	**-0.00237**	**-0.00065**	**-0.00052**	**0.00047**	**-0.00190**	**-0.03867**	**-0.00017**
%RSD	205.01121	414.08809	216.20725	96.31902	3.68807	2.53734	47.68630	4.81333	6.37413

	Co	Cr	Cu	Fe	K	Li	Mg	Mn	Mo
	ppm	ppm	ppm	ppm	ppm	ppm	ppm	ppm	ppm
#1	-0.00053	-0.00048	-0.00252	0.00042	0.09766	0.00502	-0.01258	-0.00040	-0.00032
#2	-0.00100	-0.00056	-0.00260	-0.00055	0.07650	0.00498	-0.01589	-0.00046	-0.00215
Mean	**-0.00076**	**-0.00052**	**-0.00256**	**-0.00006**	**0.08708**	**0.00500**	**-0.01423**	**-0.00043**	**-0.00123**
%RSD	44.12690	10.62089	2.23378	1096.60568	17.18057	0.51267	16.42817	10.48459	104.94298

	Na	Ni	P	Pb I	Pb II	S	Sb	Se I	Se II
	ppm	ppm	ppm	ppm	ppm	ppm	ppm	ppm	ppm
#1	0.16389	-0.00118	-0.00068	0.00274	-0.00104	-0.00104	-0.00289	0.00376	0.00319
#2	0.16198	-0.00123	-0.00794	-0.00011	0.00058	0.00238	-0.00146	0.00121	0.00175
Mean	**0.16293**	**-0.00121**	**-0.00431**	**0.00132**	**-0.00023**	**0.00067**	**-0.00218**	**0.00248**	**0.00247**
%RSD	0.82786	3.25288	119.12370	152.76374	497.37076	360.05357	46.62853	72.42843	41.14828

	Si	Sn	Sr	Th	Ti	Tl	U	V	Zn
	ppm	ppm	ppm	ppm	ppm	ppm	ppm	ppm	ppm
#1	0.00763	-0.00256	-0.00093	0.03670	-0.00080	-0.01195	-0.00253	-0.00048	-0.00111
#2	0.00715	0.00139	-0.00099	0.03842	-0.00096	0.00287	-0.01828	-0.00061	-0.00155
Mean	**0.00739**	**-0.00059**	**-0.00096**	**0.03756**	**-0.00088**	**-0.00454**	**-0.01040**	**-0.00054**	**-0.00133**
%RSD	4.53759	475.15851	4.02118	3.24167	12.90434	230.90582	107.09733	16.47528	23.86160

	Zr	Pb	SeNCH
	ppm	calc	calc
#1	-0.00211	0.00022	0.00338
#2	-0.00253	0.00035	0.00157
Mean	**-0.00232**	**0.00028**	**0.00247**
%RSD	12.91928	33.96965	51.61106

Method : Paragon File : 080922A Printed : 9/22/2008 17:45:15
SampleId1 : CCV **SampleId2 :** **[CV]**
Analysis commenced : 9/22/2008 14:49:19
Dilution ratio : 1.00000 to 1.00000 Tray : Position : STD6

Final concentrations

	Ag	Al	As	B	Ba	Be	Bi	Ca	Cd
	ppm	ppm	ppm	ppm	ppm	ppm	ppm	ppm	ppm
#1	0.20629	52.53766	0.49421	1.06002	1.02997	0.46627	0.51935	50.98569	0.50780
#2	0.20548	52.88731	0.49837	1.06242	1.03488	0.46496	0.51809	50.76329	0.50957
Mean	**0.20588**	**52.71248**	**0.49629**	**1.06122**	**1.03242**	**0.46562**	**0.51872**	**50.87449**	**0.50868**
%RSD	0.27684	0.46903	0.59272	0.15978	0.33673	0.19806	0.17197	0.30911	0.24541

	Co	Cr	Cu	Fe	K	Li	Mg	Mn	Mo
	ppm	ppm	ppm	ppm	ppm	ppm	ppm	ppm	ppm
#1	0.48334	0.97054	1.05505	19.24004	51.07030	0.51559	50.87249	0.93319	0.98695
#2	0.48269	0.96694	1.06297	19.20172	51.49052	0.52086	51.00393	0.93089	0.98910
Mean	**0.48302**	**0.96874**	**1.05901**	**19.22088**	**51.28041**	**0.51823**	**50.93821**	**0.93204**	**0.98803**
%RSD	0.09486	0.26318	0.52931	0.14097	0.57943	0.71892	0.18246	0.17417	0.15439

	Na	Ni	P	Pb I	Pb II	S	Sb	Se I	Se II
	ppm	ppm	ppm	ppm	ppm	ppm	ppm	ppm	ppm
#1	50.94147	0.98639	4.80513	1.01321	0.98380	4.89952	0.51624	1.05619	0.98221
#2	51.34447	0.98523	4.82856	1.01599	0.97435	4.86866	0.51863	1.07521	0.98698
Mean	**51.14297**	**0.98581**	**4.81685**	**1.01460**	**0.97908**	**4.88409**	**0.51744**	**1.06570**	**0.98459**
%RSD	0.55719	0.08332	0.34383	0.19382	0.68272	0.44676	0.32715	1.26202	0.34264

	Si	Sn	Sr	Th	Ti	Tl	U	V	Zn
	ppm	ppm	ppm	ppm	ppm	ppm	ppm	ppm	ppm
#1	4.82492	1.01669	0.48514	0.27826	0.46936	0.52665	5.13107	0.49391	0.95159
#2	4.85311	1.00867	0.48647	0.27038	0.46968	0.53637	5.12928	0.49286	0.94396
Mean	**4.83901**	**1.01268**	**0.48581**	**0.27432**	**0.46952**	**0.53151**	**5.13017**	**0.49338**	**0.94777**
%RSD	0.41194	0.55981	0.19373	2.03110	0.04935	1.29287	0.02462	0.15020	0.56939

	Zr	Pb	Se
	ppm	calc	calc
#1	0.97032	0.99360	1.00684
#2	0.97094	0.98822	1.01636
Mean	**0.97063**	**0.99091**	**1.01160**
%RSD	0.04532	0.38385	0.66516

Method : Paragon File : 080922A Printed : 9/22/2008 17:45:15

SampleId1 : CCB **SampleId2 :** **[CB]**
Analysis commenced : 9/22/2008 14:51:25
Dilution ratio : 1.00000 to 1.00000 Tray : Position : STD2

Final concentrations

	Ag	**Al**	**As**	**B**	**Ba**	**Be**	**Bi**	**Ca**	**Cd**
	ppm	ppm	ppm	ppm	ppm	ppm	ppm	ppm	ppm
#1	-0.00033	0.01246	-0.00149	-0.00311	-0.00056	0.00054	-0.00440	-0.03946	-0.00010
#2	0.00002	0.01011	-0.00325	-0.00389	-0.00050	0.00054	-0.00312	-0.04051	-0.00016
Mean	**-0.00015**	**0.01129**	**-0.00237**	**-0.00350**	**-0.00053**	**0.00054**	**-0.00376**	**-0.03999**	**-0.00013**
%RSD	159.51615	14.67705	52.41508	15.88694	7.18868	0.01246	23.95184	1.86196	30.74220

	Co	**Cr**	**Cu**	**Fe**	**K**	**Li**	**Mg**	**Mn**	**Mo**
	ppm	ppm	ppm	ppm	ppm	ppm	ppm	ppm	ppm
#1	-0.00106	-0.00080	-0.00296	-0.00028	0.12885	0.00504	-0.01773	-0.00040	-0.00215
#2	-0.00112	-0.00015	-0.00260	-0.00072	0.12557	0.00503	-0.01552	-0.00033	-0.00098
Mean	**-0.00109**	**-0.00047**	**-0.00278**	**-0.00050**	**0.12721**	**0.00504**	**-0.01662**	**-0.00036**	**-0.00156**
%RSD	3.83347	95.93343	9.29907	61.92574	1.82505	0.15916	9.37846	12.30983	53.12084

	Na	**Ni**	**P**	**Pb I**	**Pb II**	**S**	**Sb**	**Se I**	**Se II**
	ppm	ppm	ppm	ppm	ppm	ppm	ppm	ppm	ppm
#1	0.16344	-0.00123	-0.01047	-0.00319	0.00051	-0.00104	-0.00063	-0.00630	0.00434
#2	0.16182	-0.00109	-0.00352	0.00257	-0.00108	-0.00788	-0.00114	0.00485	-0.00286
Mean	**0.16263**	**-0.00116**	**-0.00700**	**-0.00031**	**-0.00028**	**-0.00446**	**-0.00089**	**-0.00072**	**0.00074**
%RSD	0.70588	9.02012	70.22312	1318.33487	398.01018	108.48429	40.95383	1090.45781	685.52298

	Si	**Sn**	**Sr**	**Th**	**Ti**	**Tl**	**U**	**V**	**Zn**
	ppm	ppm	ppm	ppm	ppm	ppm	ppm	ppm	ppm
#1	0.00272	0.00022	-0.00096	0.03341	-0.00093	-0.00123	-0.01222	-0.00058	-0.00021
#2	0.00692	-0.00125	-0.00096	0.03329	-0.00111	0.00035	-0.02495	-0.00051	-0.00088
Mean	**0.00482**	**-0.00051**	**-0.00096**	**0.03335**	**-0.00102**	**-0.00044**	**-0.01859**	**-0.00054**	**-0.00054**
%RSD	61.66871	201.02457	0.57445	0.24851	12.33690	254.89215	48.42281	8.20678	87.41465

	Zr	**Pb**	**Se**
	ppm	calc	calc
#1	-0.00238	-0.00072	0.00080
#2	-0.00213	0.00014	-0.00029
Mean	**-0.00225**	**-0.00029**	**0.00025**
%RSD	7.78971	207.46496	302.30466

Method : Paragon File : 080922A Printed : 9/22/2008 17:45:15
SampleId1 : 0808229-4A **SampleId2 :** **[SAMPLE]**
Analysis commenced : 9/22/2008 14:53:34
Dilution ratio : 1.00000 to 1.00000 Tray : Position : TUBE1

Final concentrations

Ag	**Al**	**As**	**B**	**Ba**	**Be**	**Bi**	**Ca**	**Cd**
ppm	ppm	ppm	ppm	ppm	ppm	ppm	ppm	ppm

#1	-0.00152	64.10432	3.05128	1.68845	4.00339	0.07659	-0.00085	1453.09993	0.08293
#2	-0.00092	63.83801	3.09898	1.70065	4.01663	0.07719	-0.00096	1452.11970	0.08280
Mean	**-0.00122**	**63.97116**	**3.07513**	**1.69455**	**4.01001**	**0.07689**	**-0.00090**	**1452.60981**	**0.08287**
%RSD	34.50591	0.29437	1.09677	0.50934	0.23347	0.55320	8.43901	0.04772	0.11362

	Co	**Cr**	**Cu**	**Fe**	**K**	**Li**	**Mg**	**Mn**	**Mo**
	ppm	ppm	ppm	ppm	ppm	ppm	ppm	ppm	ppm
#1	0.73524	0.33550	0.50126	76.69983	23.78010	0.13728	154.83229	2.61382	1.49261
#2	0.74000	0.33723	0.50277	76.69495	23.63451	0.13660	154.52035	2.61763	1.49800
Mean	**0.73762**	**0.33636**	**0.50201**	**76.69739**	**23.70731**	**0.13694**	**154.67632**	**2.61573**	**1.49531**
%RSD	0.45668	0.36290	0.21282	0.00450	0.43425	0.35057	0.14260	0.10300	0.25487

	Na	**Ni**	**P**	**Pb I**	**Pb II**	**S**	**Sb**	**Se I**	**Se II**
	ppm	ppm	ppm	ppm	ppm	ppm	ppm	ppm	ppm
#1	1.97736	0.79058	2.52226	1.81742	1.83691	1.83656	0.81526	3.08371	2.84500
#2	1.96961	0.79709	2.50347	1.82502	1.83854	1.82971	0.82808	3.10544	2.82754
Mean	**1.97349**	**0.79384**	**2.51286**	**1.82122**	**1.83772**	**1.83313**	**0.82167**	**3.09457**	**2.83627**
%RSD	0.27793	0.58003	0.52867	0.29513	0.06271	0.26412	1.10350	0.49653	0.43553

	Si	**Sn**	**Sr**	**Th**	**Ti**	**Tl**	**U**	**V**	**Zn**
	ppm	ppm	ppm	ppm	ppm	ppm	ppm	ppm	ppm
#1	22.17908	0.82975	2.17147	0.08268	2.73175	3.10792	0.02040	0.85655	7.91003
#2	22.17858	0.82420	2.17384	0.08839	2.73305	3.13367	0.03556	0.86408	7.92713
Mean	**22.17883**	**0.82698**	**2.17266**	**0.08554**	**2.73240**	**3.12080**	**0.02798**	**0.86032**	**7.91858**
%RSD	0.00161	0.47409	0.07718	4.71592	0.03348	0.58340	38.29865	0.61862	0.15271

	Zr	**Pb**	**Se**
	ppm	calc	calc
#1	0.05653	1.83042	2.92449
#2	0.05632	1.83404	2.92008
Mean	**0.05643**	**1.83223**	**2.92228**
%RSD	0.26576	0.13964	0.10685

Method : Paragon File : 080922A Printed : 9/22/2008 17:45:16
SampleId1 : 0808229-13 10X **SampleId2 :** **[SAMPLE]**
Analysis commenced : 9/22/2008 14:55:31
Dilution ratio : 1.00000 to 1.00000 Tray : Position : TUBE2

Final concentrations

	Ag	**Al**	**As**	**B**	**Ba**	**Be**	**Bi**	**Ca**	**Cd**
	ppm	ppm	ppm	ppm	ppm	ppm	ppm	ppm	ppm
#1	-0.00033	1.96197	0.00444	0.00377	0.02579	0.00097	-0.00115	199.06076	-0.00019
#2	-0.00061	1.98100	0.00158	0.00304	0.02609	0.00105	-0.00243	197.40433	-0.00038
Mean	**-0.00047**	**1.97149**	**0.00301**	**0.00340**	**0.02594**	**0.00101**	**-0.00179**	**198.23255**	**-0.00029**
%RSD	41.43911	0.68268	67.06039	15.30842	0.80959	5.83991	50.32252	0.59086	48.04073

	Co	**Cr**	**Cu**	**Fe**	**K**	**Li**	**Mg**	**Mn**	**Mo**
	ppm	ppm	ppm	ppm	ppm	ppm	ppm	ppm	ppm
#1	0.00052	0.00169	-0.00036	2.02117	0.61031	0.00957	103.87306	0.06629	-0.00079

#2	0.00028	0.00161	-0.00009	2.01672	0.58568	0.00960	104.24909	0.06617	-0.00055
Mean	**0.00040**	**0.00165**	**-0.00023**	**2.01895**	**0.59800**	**0.00959**	**104.06108**	**0.06623**	**-0.00067**
%RSD	41.94234	3.81626	82.74912	0.15594	2.91299	0.21728	0.25551	0.13527	24.76169

	Na	**Ni**	**P**	**Pb I**	**Pb II**	**S**	**Sb**	**Se I**	**Se II**
	ppm	ppm	ppm	ppm	ppm	ppm	ppm	ppm	ppm
#1	0.37905	0.00174	0.08270	-0.00661	0.00656	0.10500	-0.00312	-0.00642	-0.00013
#2	0.38283	0.00169	0.09344	-0.00643	0.00279	0.10158	-0.00136	-0.00478	0.00260
Mean	**0.38094**	**0.00172**	**0.08807**	**-0.00652**	**0.00468**	**0.10329**	**-0.00224**	**-0.00560**	**0.00124**
%RSD	0.70205	2.28624	8.62306	1.98707	57.10197	2.34175	55.53497	20.73395	156.21652

	Si	**Sn**	**Sr**	**Th**	**Ti**	**Tl**	**U**	**V**	**Zn**
	ppm	ppm	ppm	ppm	ppm	ppm	ppm	ppm	ppm
#1	1.26536	0.00498	0.11958	0.03245	0.05654	0.00318	-0.01663	0.00510	0.01146
#2	1.28429	0.00600	0.12036	0.01985	0.05722	0.00234	-0.01238	0.00498	0.01079
Mean	**1.27483**	**0.00549**	**0.11997**	**0.02615**	**0.05688**	**0.00276**	**-0.01451**	**0.00504**	**0.01112**
%RSD	1.04970	13.18091	0.46063	34.07789	0.84969	21.51949	20.69570	1.79000	4.27917

	Zr	**Pb**	**Se**
	ppm	calc	calc
#1	0.00004	0.00218	-0.00222
#2	0.00065	-0.00028	0.00015
Mean	**0.00035**	**0.00095**	**-0.00104**
%RSD	125.62665	183.39113	161.34453

Method : Paragon File : 080922A Printed : 9/22/2008 17:45:16
SampleId1 : 0808229-13D 10X **SampleId2 :** **[SAMPLE]**
Analysis commenced : 9/22/2008 14:57:29
Dilution ratio : 1.00000 to 1.00000 Tray : Position : TUBE3

Final concentrations

	Ag	**Al**	**As**	**B**	**Ba**	**Be**	**Bi**	**Ca**	**Cd**
	ppm	ppm	ppm	ppm	ppm	ppm	ppm	ppm	ppm
#1	0.00092	2.36519	0.00521	0.00358	0.02906	0.00093	-0.00449	202.42187	-0.00013
#2	0.00059	2.36440	0.00071	0.00367	0.02876	0.00093	0.00096	201.16671	-0.00035
Mean	**0.00076**	**2.36480**	**0.00296**	**0.00362**	**0.02891**	**0.00093**	**-0.00176**	**201.79429**	**-0.00024**
%RSD	30.63070	0.02358	107.71410	1.91664	0.72643	0.04779	218.48767	0.43982	63.69782

	Co	**Cr**	**Cu**	**Fe**	**K**	**Li**	**Mg**	**Mn**	**Mo**
	ppm	ppm	ppm	ppm	ppm	ppm	ppm	ppm	ppm
#1	0.00194	0.00272	0.00052	2.39607	0.68733	0.01030	105.22156	0.07219	0.00053
#2	0.00081	0.00299	0.00053	2.37947	0.68605	0.01027	104.59475	0.07168	-0.00032
Mean	**0.00137**	**0.00285**	**0.00052**	**2.38777**	**0.68669**	**0.01029**	**104.90815**	**0.07193**	**0.00010**
%RSD	58.39966	6.62129	0.95711	0.49165	0.13155	0.26478	0.42249	0.49821	572.87752

	Na	**Ni**	**P**	**Pb I**	**Pb II**	**S**	**Sb**	**Se I**	**Se II**
	ppm	ppm	ppm	ppm	ppm	ppm	ppm	ppm	ppm
#1	0.38714	0.00226	0.13482	0.00219	0.00028	0.10842	0.00525	-0.00032	-0.00963
#2	0.38633	0.00270	0.11397	-0.00300	-0.00005	0.09816	0.00225	0.00540	-0.00222

Mean	**0.38674**	**0.00248**	**0.12439**	**-0.00041**	**0.00011**	**0.10329**	**0.00375**	**0.00254**	**-0.00592**
%RSD	0.14872	12.63757	11.85198	900.04501	205.80976	7.02526	56.65490	158.94575	88.49353

	Si	**Sn**	**Sr**	**Th**	**Ti**	**Tl**	**U**	**V**	**Zn**
	ppm	ppm	ppm	ppm	ppm	ppm	ppm	ppm	ppm
#1	1.29783	0.00702	0.12829	0.02933	0.06767	-0.00357	0.01463	0.00690	0.00877
#2	1.30056	0.00160	0.12767	0.02562	0.06681	0.00136	0.00192	0.00649	0.00922
Mean	**1.29919**	**0.00431**	**0.12798**	**0.02747**	**0.06724**	**-0.00110**	**0.00827**	**0.00669**	**0.00899**
%RSD	0.14840	88.85023	0.34550	9.55682	0.90543	316.36449	108.67570	4.38463	3.52908

	Zr	**Pb**	**Se**
	ppm	calc	calc
#1	0.00137	0.00091	-0.00653
#2	0.00140	-0.00103	0.00032
Mean	**0.00138**	**-0.00006**	**-0.00310**
%RSD	1.72471	2275.96383	155.99910

Method : Paragon File : 080922A Printed : 9/22/2008 17:45:16
SampleId1 : 0808229-13L 50X SampleId2 : [SAMPLE]
Analysis commenced : 9/22/2008 14:59:25
Dilution ratio : 1.00000 to 1.00000 Tray : Position : TUBE4

Final concentrations

	Ag	**Al**	**As**	**B**	**Ba**	**Be**	**Bi**	**Ca**	**Cd**
	ppm	ppm	ppm	ppm	ppm	ppm	ppm	ppm	ppm
#1	0.00021	0.38458	0.00115	-0.00109	0.00468	0.00067	-0.00310	39.30443	-0.00030
#2	-0.00106	0.38222	-0.00281	-0.00168	0.00463	0.00072	0.00131	39.08966	-0.00042
Mean	**-0.00043**	**0.38340**	**-0.00083**	**-0.00139**	**0.00465**	**0.00070**	**-0.00089**	**39.19704**	**-0.00036**
%RSD	212.33811	0.43533	335.60075	30.07442	0.82067	5.11151	348.92149	0.38746	24.03681

	Co	**Cr**	**Cu**	**Fe**	**K**	**Li**	**Mg**	**Mn**	**Mo**
	ppm	ppm	ppm	ppm	ppm	ppm	ppm	ppm	ppm
#1	-0.00078	0.00004	-0.00305	0.40931	0.23939	0.00573	20.21735	0.01309	-0.00065
#2	-0.00108	-0.00042	-0.00278	0.41001	0.21330	0.00570	20.26790	0.01309	-0.00206
Mean	**-0.00093**	**-0.00019**	**-0.00292**	**0.40966**	**0.22635**	**0.00572**	**20.24262**	**0.01309**	**-0.00135**
%RSD	22.69239	175.63170	6.54584	0.12167	8.14920	0.42049	0.17658	0.00000	73.71268

	Na	**Ni**	**P**	**Pb I**	**Pb II**	**S**	**Sb**	**Se I**	**Se II**
	ppm	ppm	ppm	ppm	ppm	ppm	ppm	ppm	ppm
#1	0.19677	-0.00092	0.01164	-0.00337	-0.00066	0.00922	-0.00001	-0.00463	-0.00716
#2	0.19661	-0.00133	0.01606	-0.00300	0.00176	0.02290	-0.00084	-0.00589	0.00047
Mean	**0.19669**	**-0.00112**	**0.01385**	**-0.00318**	**0.00055**	**0.01606**	**-0.00042**	**-0.00526**	**-0.00335**
%RSD	0.05838	25.62246	22.57764	8.31548	309.74274	60.22577	139.52956	17.02539	161.18720

	Si	**Sn**	**Sr**	**Th**	**Ti**	**Tl**	**U**	**V**	**Zn**
	ppm	ppm	ppm	ppm	ppm	ppm	ppm	ppm	ppm
#1	0.26816	-0.00067	0.02336	0.03154	0.01062	-0.00452	-0.01553	0.00069	0.00069
#2	0.27331	0.00108	0.02352	0.03524	0.01075	-0.00369	-0.01735	0.00022	0.00136
Mean	**0.27074**	**0.00020**	**0.02344**	**0.03339**	**0.01068**	**-0.00411**	**-0.01644**	**0.00046**	**0.00103**

%RSD	1.34741	610.41479	0.47052	7.82241	0.82263	14.43156	7.82234	73.33108	46.38524

	Zr	Pb	Se
	ppm	calc	calc
#1	-0.00166	-0.00156	-0.00632
#2	-0.00207	0.00018	-0.00165
Mean	**-0.00187**	**-0.00069**	**-0.00398**
%RSD	15.43529	177.26184	82.83925

Method : Paragon File : 080922A Printed : 9/22/2008 17:45:17
SampleId1 : 0808229-13MS 10X SampleId2 : [SAMPLE]
Analysis commenced : 9/22/2008 15:01:22
Dilution ratio : 1.00000 to 1.00000 Tray : Position : TUBE5

Final concentrations

	Ag	Al	As	B	Ba	Be	Bi	Ca	Cd
	ppm	ppm	ppm	ppm	ppm	ppm	ppm	ppm	ppm
#1	0.00936	2.84555	0.19867	0.10363	0.23366	0.00564	-0.00276	204.74524	0.00497
#2	0.00902	2.84629	0.19461	0.10328	0.23347	0.00566	-0.00346	204.17963	0.00512
Mean	**0.00919**	**2.84592**	**0.19664**	**0.10346**	**0.23356**	**0.00565**	**-0.00311**	**204.46243**	**0.00504**
%RSD	2.59049	0.01836	1.46042	0.23495	0.05729	0.20848	15.80722	0.19561	2.17441

	Co	Cr	Cu	Fe	K	Li	Mg	Mn	Mo
	ppm	ppm	ppm	ppm	ppm	ppm	ppm	ppm	ppm
#1	0.04780	0.02059	0.02537	2.24868	5.08840	0.05907	100.04609	0.11312	0.09635
#2	0.04774	0.02027	0.02581	2.24493	5.10435	0.05925	100.00672	0.11286	0.09452
Mean	**0.04777**	**0.02043**	**0.02559**	**2.24681**	**5.09638**	**0.05916**	**100.02640**	**0.11299**	**0.09544**
%RSD	0.08950	1.09944	1.24034	0.11788	0.22121	0.21573	0.02783	0.15863	1.35658

	Na	Ni	P	Pb I	Pb II	S	Sb	Se I	Se II
	ppm	ppm	ppm	ppm	ppm	ppm	ppm	ppm	ppm
#1	4.94635	0.05139	0.11144	0.04753	0.05280	0.09131	0.03235	0.19598	0.18953
#2	4.96600	0.05115	0.11081	0.04420	0.05484	0.09816	0.03172	0.18997	0.18350
Mean	**4.95618**	**0.05127**	**0.11113**	**0.04587**	**0.05382**	**0.09474**	**0.03203**	**0.19297**	**0.18652**
%RSD	0.28033	0.33138	0.40201	5.13529	2.68370	5.10625	1.39130	2.20442	2.28776

	Si	Sn	Sr	Th	Ti	Tl	U	V	Zn
	ppm	ppm	ppm	ppm	ppm	ppm	ppm	ppm	ppm
#1	1.31434	0.05365	0.17654	0.02788	0.10807	0.20221	-0.01254	0.05473	0.05477
#2	1.31027	0.05175	0.17643	0.02708	0.10832	0.19970	-0.01375	0.05470	0.05544
Mean	**1.31230**	**0.05270**	**0.17648**	**0.02748**	**0.10819**	**0.20096**	**-0.01315**	**0.05471**	**0.05510**
%RSD	0.21903	2.55274	0.04389	2.05990	0.16239	0.88477	6.50643	0.04203	0.86383

	Zr	Pb	Se
	ppm	calc	calc
#1	0.00073	0.05104	0.19168
#2	0.00096	0.05130	0.18565
Mean	**0.00085**	**0.05117**	**0.18867**
%RSD	19.44863	0.34989	2.25937

ted: 9/22/2008 17:45:42 User: ROY FRENCH
Method : Paragon File : 080922A Printed : 9/22/2008 17:45:17
SampleId1 : 0808229-13MSD 10X SampleId2 : [SAMPLE]
Analysis commenced : 9/22/2008 15:03:18
Dilution ratio : 1.00000 to 1.00000 Tray : Position : TUBE6

Final concentrations

	Ag	Al	As	B	Ba	Be	Bi	Ca	Cd
	ppm	ppm	ppm	ppm	ppm	ppm	ppm	ppm	ppm
#1	0.00942	2.86006	0.18934	0.10333	0.23263	0.00551	-0.00172	203.24612	0.00461
#2	0.00922	2.87513	0.19724	0.10304	0.23350	0.00555	0.00014	201.87567	0.00450
Mean	**0.00932**	**2.86760**	**0.19329**	**0.10319**	**0.23306**	**0.00553**	**-0.00079**	**202.56089**	**0.00456**
%RSD	1.48802	0.37162	2.89121	0.20192	0.26246	0.43477	165.69796	0.47840	1.57312

	Co	Cr	Cu	Fe	K	Li	Mg	Mn	Mo
	ppm	ppm	ppm	ppm	ppm	ppm	ppm	ppm	ppm
#1	0.04672	0.02073	0.02572	2.28302	5.05102	0.05805	104.96520	0.12319	0.09471
#2	0.04768	0.02076	0.02591	2.27535	5.08382	0.05847	104.88487	0.12262	0.09307
Mean	**0.04720**	**0.02074**	**0.02581**	**2.27918**	**5.06742**	**0.05826**	**104.92504**	**0.12291**	**0.09389**
%RSD	1.43267	0.11954	0.50861	0.23799	0.45771	0.50112	0.05413	0.32815	1.23754

	Na	Ni	P	Pb I	Pb II	S	Sb	Se I	Se II
	ppm	ppm	ppm	ppm	ppm	ppm	ppm	ppm	ppm
#1	4.87646	0.05039	0.11808	0.04450	0.05232	0.10158	0.03326	0.19278	0.18638
#2	4.91650	0.05069	0.11839	0.04563	0.05017	0.11868	0.03077	0.19181	0.17740
Mean	**4.89648**	**0.05054**	**0.11823**	**0.04506**	**0.05124**	**0.11013**	**0.03202**	**0.19229**	**0.18189**
%RSD	0.57821	0.41375	0.18893	1.76667	2.97069	10.98145	5.50199	0.35875	3.49037

	Si	Sn	Sr	Th	Ti	Tl	U	V	Zn
	ppm	ppm	ppm	ppm	ppm	ppm	ppm	ppm	ppm
#1	1.26981	0.04956	0.17809	0.02271	0.10768	0.20092	-0.00590	0.05357	0.05365
#2	1.26823	0.05307	0.17855	0.01320	0.10751	0.19933	-0.01741	0.05306	0.05320
Mean	**1.26902**	**0.05131**	**0.17832**	**0.01795**	**0.10759**	**0.20013**	**-0.01165**	**0.05331**	**0.05342**
%RSD	0.08840	4.83993	0.18306	37.46161	0.11081	0.56195	69.84673	0.67320	0.59403

	Zr	Pb	Se
	ppm	calc	calc
#1	0.00165	0.04972	0.18851
#2	0.00221	0.04866	0.18220
Mean	**0.00193**	**0.04919**	**0.18535**
%RSD	20.52137	1.52539	2.40850

Method : Paragon File : 080922A Printed : 9/22/2008 17:45:17
SampleId1 : 0808229-13A SampleId2 : [SAMPLE]
Analysis commenced : 9/22/2008 15:05:14
Dilution ratio : 1.00000 to 1.00000 Tray : Position : TUBE7

Final concentrations

	Ag	Al	As	B	Ba	Be	Bi	Ca	Cd
	ppm	ppm	ppm	ppm	ppm	ppm	ppm	ppm	ppm
#1	-0.00587	19.89357	2.60892	1.43576	2.98300	0.05961	-0.01655	1523.58463	0.06853
#2	-0.00528	20.40927	2.69310	1.49278	3.11447	0.06111	-0.01439	1483.78590	0.07007
Mean	**-0.00557**	**20.15142**	**2.65101**	**1.46427**	**3.04874**	**0.06036**	**-0.01547**	**1503.68526**	**0.06930**
%RSD	7.47825	1.80957	2.24518	2.75383	3.04935	1.75096	9.86704	1.87153	1.56323

	Co	Cr	Cu	Fe	K	Li	Mg	Mn	Mo
	ppm	ppm	ppm	ppm	ppm	ppm	ppm	ppm	ppm
#1	0.59176	0.24450	0.39478	16.62334	106.26751	1.32217	968.15173	1.08250	1.28000
#2	0.60628	0.25105	0.41489	16.61285	108.69391	1.35275	969.05800	1.09686	1.32200
Mean	**0.59902**	**0.24777**	**0.40484**	**16.61810**	**107.48071**	**1.33746**	**968.60486**	**1.08968**	**1.30100**
%RSD	1.71389	1.87003	3.51252	0.04464	1.59631	1.61706	0.06616	0.93220	2.28291

	Na	Ni	P	Pb I	Pb II	S	Sb	Se I	Se II
	ppm	ppm	ppm	ppm	ppm	ppm	ppm	ppm	ppm
#1	104.68833	0.62583	0.72966	0.55504	0.71557	0.73448	0.69464	2.67314	2.53429
#2	106.63866	0.64244	0.73568	0.57296	0.72597	0.74475	0.72207	2.76976	2.58815
Mean	**105.66349**	**0.63414**	**0.73267**	**0.56400**	**0.72077**	**0.73961**	**0.70836**	**2.72145**	**2.56122**
%RSD	1.30518	1.85203	0.58047	2.24681	1.02020	0.98138	2.73826	2.51041	1.48712

	Si	Sn	Sr	Th	Ti	Tl	U	V	Zn
	ppm	ppm	ppm	ppm	ppm	ppm	ppm	ppm	ppm
#1	10.69063	0.69299	1.62642	0.03155	1.00859	2.70695	-0.15507	0.66491	0.62411
#2	10.89620	0.71413	1.66301	0.01871	1.02946	2.80817	-0.13506	0.68498	0.62793
Mean	**10.79341**	**0.70356**	**1.64472**	**0.02513**	**1.01903**	**2.75756**	**-0.14506**	**0.67495**	**0.62602**
%RSD	1.34676	2.12443	1.57301	36.12798	1.44882	2.59551	9.75362	2.10302	0.43097

	Zr	Pb	Se
	ppm	calc	calc
#1	0.01064	0.66211	2.58053
#2	0.01140	0.67502	2.64863
Mean	**0.01102**	**0.66857**	**2.61458**
%RSD	4.89669	1.36477	1.84181

Method : Paragon File : 080922A Printed : 9/22/2008 17:45:17
SampleId1 : 0808245-3 10X **SampleId2 :** **[SAMPLE]**
Analysis commenced : 9/22/2008 15:07:10
Dilution ratio : 1.00000 to 1.00000 Tray : Position : TUBE8

Final concentrations

	Ag	Al	As	B	Ba	Be	Bi	Ca	Cd
	ppm	ppm	ppm	ppm	ppm	ppm	ppm	ppm	ppm
#1	0.00065	2.29580	-0.00963	-0.00419	0.03821	0.00192	0.01611	3.55716	-0.00038
#2	0.00064	2.31592	-0.01304	-0.00409	0.03827	0.00196	0.01055	3.54976	-0.00051
Mean	**0.00065**	**2.30586**	**-0.01134**	**-0.00414**	**0.03824**	**0.00194**	**0.01333**	**3.55346**	**-0.00044**
%RSD	1.02379	0.61716	21.26533	1.67932	0.09986	1.22666	29.48346	0.14721	19.72834

	Co	Cr	Cu	Fe	K	Li	Mg	Mn	Mo

	ppm	ppm	ppm	ppm	ppm	ppm	ppm	ppm	ppm
#1	0.02973	0.01272	0.75314	285.67793	1.38890	0.00599	0.69629	0.24360	0.01034
#2	0.02866	0.01153	0.75893	283.98353	1.38926	0.00595	0.69923	0.24341	0.00921
Mean	**0.02919**	**0.01212**	**0.75604**	**284.83073**	**1.38908**	**0.00597**	**0.69776**	**0.24351**	**0.00978**
%RSD	2.60586	6.96223	0.54174	0.42064	0.01859	0.37583	0.29794	0.05526	8.15019

	Na	**Ni**	**P**	**Pb I**	**Pb II**	**S**	**Sb**	**Se I**	**Se II**
	ppm	ppm	ppm	ppm	ppm	ppm	ppm	ppm	ppm
#1	0.39511	0.00328	0.52619	0.01183	0.02101	18.46081	0.00525	-0.00074	0.00716
#2	0.39654	0.00322	0.50563	0.01242	0.02162	18.43664	0.00401	-0.00405	0.01403
Mean	**0.39583**	**0.00325**	**0.51591**	**0.01212**	**0.02131**	**18.44873**	**0.00463**	**-0.00240**	**0.01059**
%RSD	0.25431	1.20676	2.81813	3.41039	2.01174	0.09261	18.93802	97.57945	45.82673

	Si	**Sn**	**Sr**	**Th**	**Ti**	**Tl**	**U**	**V**	**Zn**
	ppm	ppm	ppm	ppm	ppm	ppm	ppm	ppm	ppm
#1	1.28260	0.00994	0.01967	0.05276	0.19743	0.01614	0.08900	0.00944	0.04759
#2	1.29327	0.01726	0.01971	0.05037	0.19821	0.01526	0.10288	0.00915	0.04714
Mean	**1.28794**	**0.01360**	**0.01969**	**0.05157**	**0.19782**	**0.01570**	**0.09594**	**0.00930**	**0.04736**
%RSD	0.58560	38.05062	0.11202	3.27655	0.27899	4.00394	10.22915	2.17931	0.67002

	Zr	**Pb**	**Se**
	ppm	calc	calc
#1	0.00546	0.01795	0.00453
#2	0.00537	0.01855	0.00801
Mean	**0.00541**	**0.01825**	**0.00627**
%RSD	1.10412	2.32109	39.22883

Method : Paragon File : 080922A Printed : 9/22/2008 17:45:18
SampleId1 : 0808245-4 10X **SampleId2 :** **[SAMPLE]**
Analysis commenced : 9/22/2008 15:09:07
Dilution ratio : 1.00000 to 1.00000 Tray : Position : TUBE9

Final concentrations

	Ag	**Al**	**As**	**B**	**Ba**	**Be**	**Bi**	**Ca**	**Cd**
	ppm	ppm	ppm	ppm	ppm	ppm	ppm	ppm	ppm
#1	0.00066	2.33886	-0.01348	-0.00483	0.03864	0.00176	0.01159	3.19870	-0.00037
#2	0.00046	2.39568	-0.01612	-0.00659	0.03910	0.00186	0.00894	3.18549	-0.00046
Mean	**0.00056**	**2.36727**	**-0.01480**	**-0.00571**	**0.03887**	**0.00181**	**0.01026**	**3.19209**	**-0.00041**
%RSD	25.72832	1.69738	12.61036	21.90444	0.83498	3.88829	18.24390	0.29252	15.46142

	Co	**Cr**	**Cu**	**Fe**	**K**	**Li**	**Mg**	**Mn**	**Mo**
	ppm	ppm	ppm	ppm	ppm	ppm	ppm	ppm	ppm
#1	0.03087	0.01146	0.71808	259.97197	1.41191	0.00576	0.70217	0.20161	0.01278
#2	0.03086	0.01169	0.73075	258.41165	1.41702	0.00573	0.70768	0.20180	0.01320
Mean	**0.03086**	**0.01157**	**0.72441**	**259.19181**	**1.41446**	**0.00575**	**0.70492**	**0.20171**	**0.01299**
%RSD	0.00858	1.40123	1.23683	0.42568	0.25563	0.36255	0.55297	0.06669	2.29975

	Na	**Ni**	**P**	**Pb I**	**Pb II**	**S**	**Sb**	**Se I**	**Se II**
	ppm	ppm	ppm	ppm	ppm	ppm	ppm	ppm	ppm

#1	0.39154	0.00306	0.43668	0.00717	0.02392	20.63998	0.00455	0.00365	0.01336
#2	0.39739	0.00233	0.44743	0.00922	0.02454	20.80238	0.00341	0.00181	0.00758
Mean	**0.39446**	**0.00269**	**0.44205**	**0.00820**	**0.02423**	**20.72118**	**0.00398**	**0.00273**	**0.01047**
%RSD	1.04991	18.91611	1.71995	17.71038	1.82135	0.55421	20.17221	47.61762	39.02951

	Si	**Sn**	**Sr**	**Th**	**Ti**	**Tl**	**U**	**V**	**Zn**
	ppm	ppm	ppm	ppm	ppm	ppm	ppm	ppm	ppm
#1	1.25711	0.01327	0.01966	0.04628	0.22637	0.00561	0.07257	0.00804	0.05118
#2	1.27664	0.01122	0.01983	0.04398	0.22845	0.01709	0.07666	0.00817	0.05006
Mean	**1.26688**	**0.01225**	**0.01974**	**0.04513**	**0.22741**	**0.01135**	**0.07462**	**0.00811**	**0.05062**
%RSD	1.09012	11.84565	0.61442	3.59317	0.64798	71.50420	3.87813	1.09776	1.56737

	Zr	**Pb**	**Se**
	ppm	calc	calc
#1	0.00540	0.01834	0.01013
#2	0.00519	0.01944	0.00566
Mean	**0.00529**	**0.01889**	**0.00789**
%RSD	2.78115	4.11742	40.02006

Method : Paragon File : 080922A Printed : 9/22/2008 17:45:18
SampleId1 : 0808250-7L 5X **SampleId2 :** **[SAMPLE]**
Analysis commenced : 9/22/2008 15:11:04
Dilution ratio : 1.00000 to 1.00000 Tray : Position : TUBE10

Final concentrations

	Ag	**Al**	**As**	**B**	**Ba**	**Be**	**Bi**	**Ca**	**Cd**
	ppm	ppm	ppm	ppm	ppm	ppm	ppm	ppm	ppm
#1	-0.00019	0.04575	-0.00633	0.00505	0.00009	0.00061	-0.00288	7.70382	-0.00005
#2	-0.00013	0.04543	-0.01810	0.00569	0.00009	0.00069	-0.00230	7.65182	-0.00023
Mean	**-0.00016**	**0.04559**	**-0.01222**	**0.00537**	**0.00009**	**0.00065**	**-0.00259**	**7.67782**	**-0.00014**
%RSD	29.32505	0.49675	68.11318	8.41126	0.00000	9.07684	15.82129	0.47891	92.15733

	Co	**Cr**	**Cu**	**Fe**	**K**	**Li**	**Mg**	**Mn**	**Mo**
	ppm	ppm	ppm	ppm	ppm	ppm	ppm	ppm	ppm
#1	-0.00076	0.00447	-0.00072	0.07741	55.06559	0.00535	4.71626	0.00150	-0.00201
#2	-0.00106	0.00444	-0.00064	0.07443	55.98307	0.00531	4.72141	0.00144	-0.00257
Mean	**-0.00091**	**0.00445**	**-0.00068**	**0.07592**	**55.52433**	**0.00533**	**4.71883**	**0.00147**	**-0.00229**
%RSD	23.02877	0.47491	9.21061	2.78398	1.16843	0.60157	0.07716	3.04058	17.39565

	Na	**Ni**	**P**	**Pb I**	**Pb II**	**S**	**Sb**	**Se I**	**Se II**
	ppm	ppm	ppm	ppm	ppm	ppm	ppm	ppm	ppm
#1	7.75625	-0.00097	31.66600	-0.00071	-0.00033	43.35550	0.00140	0.04628	0.04328
#2	7.86669	-0.00120	31.96938	-0.00193	-0.00039	43.73282	-0.00140	0.04554	0.04724
Mean	**7.81147**	**-0.00109**	**31.81769**	**-0.00132**	**-0.00036**	**43.54416**	**0.00000**	**0.04591**	**0.04526**
%RSD	0.99971	14.45196	0.67422	65.11929	13.11965	0.61273195572.00393		1.14203	6.18006

	Si	**Sn**	**Sr**	**Th**	**Ti**	**Tl**	**U**	**V**	**Zn**
	ppm	ppm	ppm	ppm	ppm	ppm	ppm	ppm	ppm
#1	0.09072	0.02715	0.01107	0.04798	-0.00047	-0.02275	-0.00743	-0.00046	0.21768

#2	0.09256	0.03461	0.01115	0.04419	-0.00092	-0.01622	-0.00561	-0.00081	0.21634
Mean	**0.09164**	**0.03088**	**0.01111**	**0.04608**	**-0.00069**	**-0.01948**	**-0.00652**	**-0.00064**	**0.21701**
%RSD	1.42122	17.09295	0.49613	5.82028	46.15522	23.69703	19.75334	38.75157	0.43873

	Zr	**Pb**	**Se**
	ppm	calc	calc
#1	-0.00302	-0.00045	0.04428
#2	-0.00292	-0.00090	0.04667
Mean	**-0.00297**	**-0.00068**	**0.04548**
%RSD	2.33565	46.74168	3.71840

Method : Paragon File : 080922A Printed : 9/22/2008 17:45:18
SampleId1 : CCV **SampleId2 :** **[CV]**
Analysis commenced : 9/22/2008 15:13:02
Dilution ratio : 1.00000 to 1.00000 Tray : Position : STD6

Final concentrations

	Ag	**Al**	**As**	**B**	**Ba**	**Be**	**Bi**	**Ca**	**Cd**
	ppm	ppm	ppm	ppm	ppm	ppm	ppm	ppm	ppm
#1	0.20345	52.66257	0.48731	1.05557	1.03390	0.46593	0.50417	51.21118	0.51013
#2	0.20533	53.08258	0.49191	1.06697	1.03988	0.46428	0.51438	51.05126	0.51005
Mean	**0.20439**	**52.87258**	**0.48961**	**1.06127**	**1.03689**	**0.46510**	**0.50928**	**51.13122**	**0.51009**
%RSD	0.64736	0.56171	0.66409	0.75973	0.40754	0.25112	1.41810	0.22116	0.01038

	Co	**Cr**	**Cu**	**Fe**	**K**	**Li**	**Mg**	**Mn**	**Mo**
	ppm	ppm	ppm	ppm	ppm	ppm	ppm	ppm	ppm
#1	0.48204	0.97306	1.04956	19.25827	51.11843	0.51546	50.88772	0.93363	0.99548
#2	0.48318	0.97255	1.06029	19.23295	51.73584	0.52214	51.09119	0.93178	0.99150
Mean	**0.48261**	**0.97281**	**1.05492**	**19.24561**	**51.42713**	**0.51880**	**50.98945**	**0.93271**	**0.99349**
%RSD	0.16660	0.03719	0.71885	0.09302	0.84892	0.91007	0.28217	0.14020	0.28371

	Na	**Ni**	**P**	**Pb I**	**Pb II**	**S**	**Sb**	**Se I**	**Se II**
	ppm	ppm	ppm	ppm	ppm	ppm	ppm	ppm	ppm
#1	51.23501	0.99009	4.74161	0.98952	1.02936	4.85837	0.50677	1.02951	1.01307
#2	51.75692	0.98700	4.72686	1.01294	0.98498	4.84808	0.51728	1.05298	0.98370
Mean	**51.49596**	**0.98854**	**4.73424**	**1.00123**	**1.00717**	**4.85323**	**0.51202**	**1.04125**	**0.99839**
%RSD	0.71665	0.22157	0.22038	1.65387	3.11578	0.14986	1.45114	1.59360	2.07992

	Si	**Sn**	**Sr**	**Th**	**Ti**	**Tl**	**U**	**V**	**Zn**
	ppm	ppm	ppm	ppm	ppm	ppm	ppm	ppm	ppm
#1	4.82692	1.00605	0.48368	0.26382	0.46626	0.52357	5.06520	0.49231	0.96124
#2	4.86614	1.01669	0.48554	0.26617	0.46684	0.54159	5.15886	0.49438	0.95226
Mean	**4.84653**	**1.01137**	**0.48461**	**0.26499**	**0.46655**	**0.53258**	**5.11203**	**0.49334**	**0.95675**
%RSD	0.57220	0.74391	0.27119	0.62809	0.08859	2.39221	1.29564	0.29685	0.66358

	Zr	**Pb**	**Se**
	ppm	calc	calc
#1	0.96923	1.01609	1.01854
#2	0.97143	0.99429	1.00677

Mean	**0.97033**	**1.00519**	**1.01266NCH**
%RSD	0.16059	1.53375	0.82211

Method : Paragon File : 080922A Printed : 9/22/2008 17:45:19
SampleId1 : CCB **SampleId2 :** **[CB]**
Analysis commenced : 9/22/2008 15:15:09
Dilution ratio : 1.00000 to 1.00000 Tray : Position : STD2

Final concentrations

	Ag	**Al**	**As**	**B**	**Ba**	**Be**	**Bi**	**Ca**	**Cd**
	ppm	ppm	ppm	ppm	ppm	ppm	ppm	ppm	ppm
#1	-0.00087	0.02370	0.00268	-0.00011	-0.00045	0.00064	-0.00381	-0.03841	-0.00016
#2	-0.00006	0.01937	0.00093	-0.00148	-0.00040	0.00066	0.00025	-0.03867	0.00014
Mean	**-0.00046**	**0.02154**	**0.00180**	**-0.00080**	**-0.00042**	**0.00065**	**-0.00178**	**-0.03854**	**-0.00001**
%RSD	121.92223	14.23903	68.92269	122.10789	9.02337	1.82633	161.26664	0.48298	1826.51971

	Co	**Cr**	**Cu**	**Fe**	**K**	**Li**	**Mg**	**Mn**	**Mo**
	ppm	ppm	ppm	ppm	ppm	ppm	ppm	ppm	ppm
#1	-0.00100	-0.00013	-0.00261	0.00077	0.16223	0.00518	-0.01221	-0.00040	-0.00177
#2	-0.00088	-0.00028	-0.00252	0.00033	0.14618	0.00516	-0.00817	-0.00040	0.00067
Mean	**-0.00094**	**-0.00021**	**-0.00256**	**0.00055**	**0.15420**	**0.00517**	**-0.01019**	**-0.00040**	**-0.00055**
%RSD	8.94753	51.21671	2.33335	56.20268	7.36061	0.27908	28.04151	0.00000	312.18151

	Na	**Ni**	**P**	**Pb I**	**Pb II**	**S**	**Sb**	**Se I**	**Se II**
	ppm	ppm	ppm	ppm	ppm	ppm	ppm	ppm	ppm
#1	0.16673	-0.00136	-0.00321	0.00235	-0.00091	0.01264	-0.00115	-0.00860	-0.00020
#2	0.16506	-0.00105	0.00121	0.00163	-0.00210	-0.00446	-0.00030	-0.00316	0.00196
Mean	**0.16590**	**-0.00121**	**-0.00100**	**0.00199**	**-0.00150**	**0.00409**	**-0.00073**	**-0.00588**	**0.00088**
%RSD	0.70930	18.43296	314.01761	25.57805	55.70766	295.51604	82.23698	65.41691	172.65956

	Si	**Sn**	**Sr**	**Th**	**Ti**	**Tl**	**U**	**V**	**Zn**
	ppm	ppm	ppm	ppm	ppm	ppm	ppm	ppm	ppm
#1	0.00468	0.00344	-0.00092	0.04136	-0.00077	-0.00710	-0.00980	-0.00020	-0.00043
#2	0.00775	0.00270	-0.00092	0.04066	-0.00076	-0.00412	-0.00071	-0.00032	-0.00043
Mean	**0.00622**	**0.00307**	**-0.00092**	**0.04101**	**-0.00076**	**-0.00561**	**-0.00525**	**-0.00026**	**-0.00043**
%RSD	34.90899	16.85128	0.00000	1.20001	0.82095	37.66468	122.39147	34.54337	0.00000

	Zr	**Pb**	**Se**
	ppm	calc	calc
#1	-0.00232	0.00018	-0.00299
#2	-0.00229	-0.00085	0.00026
Mean	**-0.00230**	**-0.00034**	**-0.00137**
%RSD	0.95321	214.38772	167.90032

Method : Paragon File : 080922A Printed : 9/22/2008 17:45:19
SampleId1 : 0808250-7A **SampleId2 :** **[SAMPLE]**
Analysis commenced : 9/22/2008 15:17:19
Dilution ratio : 1.00000 to 1.00000 Tray : Position : TUBE11

Final concentrations **5:42** **User: ROY FRENCH**

	Ag	Al	As	B	Ba	Be	Bi	Ca	Cd
	ppm	ppm	ppm	ppm	ppm	ppm	ppm	ppm	ppm
#1	-0.00034	1.48686	1.21150	0.64045	1.37387	0.03280	-0.01067	59.99287	0.03143
#2	0.00026	1.55960	1.26392	0.67329	1.44637	0.03433	-0.00936	61.31139	0.03240
Mean	**-0.00004**	**1.52323**	**1.23771**	**0.65687**	**1.41012**	**0.03357**	**-0.01002**	**60.65213**	**0.03192**
%RSD	967.87935	3.37667	2.99471	3.53480	3.63544	3.23116	9.29410	1.53718	2.15952

	Co	Cr	Cu	Fe	K	Li	Mg	Mn	Mo
	ppm	ppm	ppm	ppm	ppm	ppm	ppm	ppm	ppm
#1	0.29922	0.14450	0.18590	0.84935	254.75161	0.41033	42.94682	0.30464	0.64368
#2	0.31531	0.15126	0.19414	0.88108	258.66978	0.43053	44.16918	0.31860	0.67108
Mean	**0.30726**	**0.14788**	**0.19002**	**0.86522**	**256.71069**	**0.42043**	**43.55800**	**0.31162**	**0.65738**
%RSD	3.70283	3.23472	3.06455	2.59292	1.07925	3.39775	1.98433	3.16838	2.94713

	Na	Ni	P	Pb I	Pb II	S	Sb	Se I	Se II
	ppm	ppm	ppm	ppm	ppm	ppm	ppm	ppm	ppm
#1	64.14876	0.31184	125.55494	0.29376	0.28904	163.01726	0.32423	1.57442	1.46843
#2	65.84106	0.32721	124.66032	0.31300	0.28954	163.38603	0.34080	1.62936	1.46532
Mean	**64.99491**	**0.31953**	**125.10763**	**0.30338**	**0.28929**	**163.20165**	**0.33251**	**1.60189**	**1.46687**
%RSD	1.84112	3.40058	0.50564	4.48544	0.12208	0.15978	3.52262	2.42508	0.15004

	Si	Sn	Sr	Th	Ti	Tl	U	V	Zn
	ppm	ppm	ppm	ppm	ppm	ppm	ppm	ppm	ppm
#1	1.45147	0.48473	0.37604	0.01713	0.29506	1.25120	0.01569	0.32219	1.24229
#2	1.51098	0.50034	0.39207	0.01421	0.31013	1.30668	0.02112	0.33938	1.25823
Mean	**1.48123**	**0.49254**	**0.38405**	**0.01567**	**0.30259**	**1.27894**	**0.01840**	**0.33079**	**1.25026**
%RSD	2.84101	2.24132	2.95031	13.20339	3.52141	3.06761	20.87703	3.67407	0.90145

	Zr	Pb	Se
	ppm	calc	calc
#1	-0.00234	0.29061	1.50373
#2	-0.00214	0.29735	1.51994
Mean	**-0.00224**	**0.29398**	**1.51183**
%RSD	6.35005	1.62153	0.75856

Method : Paragon File : 080922A Printed : 9/22/2008 17:45:19
SampleId1 : 0809034-1 2X **SampleId2 :** **[SAMPLE]**
Analysis commenced : 9/22/2008 15:19:17
Dilution ratio : 1.00000 to 1.00000 Tray : Position : TUBE12

Final concentrations

	Ag	Al	As	B	Ba	Be	Bi	Ca	Cd
	ppm	ppm	ppm	ppm	ppm	ppm	ppm	ppm	ppm
#1	-0.00142	36.53511	0.00840	0.00392	0.39107	0.00244	-0.00476	32.94697	0.00054
#2	-0.00089	36.21305	0.00928	0.00264	0.38557	0.00240	-0.00603	32.47981	0.00035
Mean	**-0.00116**	**36.37408**	**0.00884**	**0.00328**	**0.38832**	**0.00242**	**-0.00539**	**32.71339**	**0.00044**
%RSD	32.42101	0.62608	7.03431	27.52788	1.00022	1.31312	16.60415	1.00977	29.67249

ted: 9/22/2008 17:45:42 User: ROY FRENCH

	Co	Cr	Cu	Fe	K	Li	Mg	Mn	Mo
	ppm	ppm	ppm	ppm	ppm	ppm	ppm	ppm	ppm
#1	0.03550	0.06875	0.06426	93.65304	4.82895	0.04148	26.26323	1.28324	-0.00027
#2	0.03484	0.06761	0.06497	92.44848	4.79194	0.04116	26.01682	1.26822	0.00048
Mean	**0.03517**	**0.06818**	**0.06461**	**93.05076**	**4.81044**	**0.04132**	**26.14002**	**1.27573**	**0.00010**
%RSD	1.32596	1.17692	0.77714	0.91537	0.54399	0.55684	0.66656	0.83281	509.22435

	Na	Ni	P	Pb I	Pb II	S	Sb	Se I	Se II
	ppm	ppm	ppm	ppm	ppm	ppm	ppm	ppm	ppm
#1	1.09953	0.07974	3.90938	0.00052	0.05133	0.44708	0.00175	-0.00529	0.00746
#2	1.09319	0.07852	3.86524	-0.00634	0.05044	0.43682	0.00228	-0.01114	0.00938
Mean	**1.09636**	**0.07913**	**3.88731**	**-0.00291**	**0.05088**	**0.44195**	**0.00201**	**-0.00821**	**0.00842**
%RSD	0.40922	1.08996	0.80297	166.62253	1.24292	1.64212	18.63737	50.39116	16.09327

	Si	Sn	Sr	Th	Ti	Tl	U	V	Zn
	ppm	ppm	ppm	ppm	ppm	ppm	ppm	ppm	ppm
#1	8.66846	0.02605	0.15373	0.06892	5.34809	-0.00434	0.00340	0.20402	0.22509
#2	8.58792	0.02260	0.15219	0.06323	5.28917	0.00211	0.01574	0.20079	0.22060
Mean	**8.62819**	**0.02432**	**0.15296**	**0.06608**	**5.31863**	**-0.00112**	**0.00957**	**0.20241**	**0.22284**
%RSD	0.66006	10.01093	0.70861	6.08813	0.78326	408.07527	91.12091	1.12821	1.42413

	Zr	Pb	Se
	ppm	calc	calc
#1	0.03512	0.03441	0.00322
#2	0.03478	0.03153	0.00254
Mean	**0.03495**	**0.03297**	**0.00288**
%RSD	0.70140	6.17683	16.48311

Method : Paragon File : 080922A Printed : 9/22/2008 17:45:20
SampleId1 : 0809034-1D 2X SampleId2 : [SAMPLE]
Analysis commenced : 9/22/2008 15:21:14
Dilution ratio : 1.00000 to 1.00000 Tray : Position : TUBE13

Final concentrations

	Ag	Al	As	B	Ba	Be	Bi	Ca	Cd
	ppm	ppm	ppm	ppm	ppm	ppm	ppm	ppm	ppm
#1	-0.00024	37.42202	0.01291	-0.00060	0.41464	0.00252	-0.00149	32.82350	0.00086
#2	-0.00178	37.60248	0.01808	-0.00021	0.41572	0.00259	-0.00311	32.56083	0.00036
Mean	**-0.00101**	**37.51225**	**0.01549**	**-0.00040**	**0.41518**	**0.00256**	**-0.00230**	**32.69216**	**0.00061**
%RSD	108.34066	0.34017	23.58289	68.86558	0.18437	1.85977	49.73292	0.56813	57.00503

	Co	Cr	Cu	Fe	K	Li	Mg	Mn	Mo
	ppm	ppm	ppm	ppm	ppm	ppm	ppm	ppm	ppm
#1	0.04069	0.07108	0.06846	98.69372	4.93576	0.04284	26.04416	1.31048	0.00067
#2	0.04051	0.06984	0.06927	98.18318	4.97076	0.04322	26.00832	1.30678	-0.00004
Mean	**0.04060**	**0.07046**	**0.06886**	**98.43845**	**4.95326**	**0.04303**	**26.02624**	**1.30863**	**0.00032**
%RSD	0.32095	1.24466	0.83216	0.36673	0.49960	0.62003	0.09736	0.20043	157.79513

	Na	Ni	P	Pb I	Pb II	S	Sb	Se I	Se II
	ppm	ppm	ppm	ppm	ppm	ppm	ppm	ppm	ppm
#1	1.10182	0.07224	4.13403	-0.00297	0.04767	0.36840	0.00773	-0.00477	-0.00983
#2	1.11366	0.07190	4.09530	0.00056	0.05070	0.35814	0.00164	0.00121	0.00260
Mean	**1.10774**	**0.07207**	**4.11467**	**-0.00120**	**0.04919**	**0.36327**	**0.00469**	**-0.00178**	**-0.00361**
%RSD	0.75524	0.32639	0.66565	206.92624	4.34926	1.99773	91.97290	237.78767	243.19332

	Si	Sn	Sr	Th	Ti	Tl	U	V	Zn
	ppm	ppm	ppm	ppm	ppm	ppm	ppm	ppm	ppm
#1	8.45507	0.02370	0.15048	0.04736	5.47595	-0.00151	0.02482	0.21750	0.22778
#2	8.45112	0.02399	0.15118	0.03764	5.47916	0.00166	0.01790	0.21700	0.22688
Mean	**8.45310**	**0.02385**	**0.15083**	**0.04250**	**5.47756**	**0.00008**	**0.02136**	**0.21725**	**0.22733**
%RSD	0.03309	0.85679	0.32630	16.16864	0.04153	2821.01304	22.92662	0.16379	0.27920

	Zr	Pb	Se
	ppm	calc	calc
#1	0.03720	0.03081	-0.00814
#2	0.03728	0.03400	0.00214
Mean	**0.03724**	**0.03241**	**-0.00300**
%RSD	0.14935	6.96281	242.12773

Method : Paragon File : 080922A Printed : 9/22/2008 17:45:20
SampleId1 : 0809034-1L 10X SampleId2 : [SAMPLE]
Analysis commenced : 9/22/2008 15:23:12
Dilution ratio : 1.00000 to 1.00000 Tray : Position : TUBE14

Final concentrations

	Ag	Al	As	B	Ba	Be	Bi	Ca	Cd
	ppm	ppm	ppm	ppm	ppm	ppm	ppm	ppm	ppm
#1	-0.00149	7.13315	-0.00017	-0.00050	0.07750	0.00098	0.00355	6.51486	-0.00011
#2	-0.00028	7.15482	0.00609	-0.00178	0.07737	0.00105	-0.00574	6.48942	-0.00004
Mean	**-0.00089**	**7.14398**	**0.00296**	**-0.00114**	**0.07744**	**0.00101**	**-0.00109**	**6.50214**	**-0.00008**
%RSD	96.42297	0.21451	149.74993	79.19586	0.12331	4.57686	600.72249	0.27665	68.46278

	Co	Cr	Cu	Fe	K	Li	Mg	Mn	Mo
	ppm	ppm	ppm	ppm	ppm	ppm	ppm	ppm	ppm
#1	0.00627	0.01272	0.00959	17.51155	0.98447	0.01107	5.18561	0.25648	-0.00093
#2	0.00633	0.01286	0.01013	17.48491	0.98320	0.01108	5.19039	0.25591	-0.00065
Mean	**0.00630**	**0.01279**	**0.00986**	**17.49823**	**0.98383**	**0.01107**	**5.18800**	**0.25619**	**-0.00079**
%RSD	0.71670	0.79617	3.85325	0.10767	0.09184	0.01447	0.06518	0.15759	25.28657

	Na	Ni	P	Pb I	Pb II	S	Sb	Se I	Se II
	ppm	ppm	ppm	ppm	ppm	ppm	ppm	ppm	ppm
#1	0.32311	0.01555	0.78253	-0.00503	0.00839	0.07079	0.00031	-0.00871	-0.00256
#2	0.32408	0.01487	0.77905	0.00206	0.00591	0.06737	-0.00083	-0.01317	0.00564
Mean	**0.32359**	**0.01521**	**0.78079**	**-0.00149**	**0.00715**	**0.06908**	**-0.00026**	**-0.01094**	**0.00154**
%RSD	0.21317	3.17974	0.31540	336.79945	24.55589	3.50121	310.56167	28.83113	376.61676

	Si	Sn	Sr	Th	Ti	Tl	U	V	Zn

	ppm	ppm	ppm	ppm	ppm	ppm	ppm	ppm	ppm
#1	1.76656	-0.00074	0.02991	0.04569	1.07656	-0.00959	-0.01566	0.03911	0.04489
#2	1.77432	0.00614	0.02990	0.05338	1.07449	-0.00204	-0.01443	0.03964	0.04422
Mean	**1.77044**	**0.00270**	**0.02990**	**0.04953**	**1.07553**	**-0.00582**	**-0.01505**	**0.03937**	**0.04456**
%RSD	0.30996	180.41743	0.01844	10.96522	0.13636	91.76257	5.78219	0.95353	1.06829

	Zr	**Pb**	**Se**
	ppm	calc	calc
#1	0.00461	0.00392	-0.00461
#2	0.00445	0.00463	-0.00062
Mean	**0.00453**	**0.00427**	**-0.00262**
%RSD	2.49547	11.66750	107.70014

Method : Paragon File : 080922A Printed : 9/22/2008 17:45:20
SampleId1 : 0809034-1MS 2X SampleId2 : [SAMPLE]
Analysis commenced : 9/22/2008 15:25:10
Dilution ratio : 1.00000 to 1.00000 Tray : Position : TUBE15

Final concentrations

	Ag	**Al**	**As**	**B**	**Ba**	**Be**	**Bi**	**Ca**	**Cd**
	ppm	ppm	ppm	ppm	ppm	ppm	ppm	ppm	ppm
#1	0.04887	43.41402	0.96921	0.49852	1.45854	0.02604	-0.00592	54.33217	0.02560
#2	0.04927	43.73762	0.97106	0.49838	1.47126	0.02604	-0.00608	54.19925	0.02527
Mean	**0.04907**	**43.57582**	**0.97013**	**0.49845**	**1.46490**	**0.02604**	**-0.00600**	**54.26571**	**0.02543**
%RSD	0.58226	0.52512	0.13508	0.02087	0.61389	0.00140	1.95037	0.17319	0.90814

	Co	**Cr**	**Cu**	**Fe**	**K**	**Li**	**Mg**	**Mn**	**Mo**
	ppm	ppm	ppm	ppm	ppm	ppm	ppm	ppm	ppm
#1	0.27250	0.16851	0.20756	99.68699	25.20310	0.28923	46.75243	1.55181	0.47852
#2	0.27316	0.16811	0.21061	99.65828	25.49023	0.29288	46.92791	1.55469	0.48129
Mean	**0.27283**	**0.16831**	**0.20908**	**99.67264**	**25.34666**	**0.29106**	**46.84017**	**1.55325**	**0.47990**
%RSD	0.17111	0.16888	1.03058	0.02037	0.80103	0.88533	0.26491	0.13126	0.40794

	Na	**Ni**	**P**	**Pb I**	**Pb II**	**S**	**Sb**	**Se I**	**Se II**
	ppm	ppm	ppm	ppm	ppm	ppm	ppm	ppm	ppm
#1	21.85625	0.33646	3.98265	0.24340	0.29098	0.31366	0.16368	0.97261	0.90453
#2	22.05463	0.33641	4.02969	0.24325	0.29713	0.33419	0.16370	0.97954	0.91280
Mean	**21.95544**	**0.33644**	**4.00617**	**0.24332**	**0.29405**	**0.32393**	**0.16369**	**0.97608**	**0.90866**
%RSD	0.63892	0.01164	0.83028	0.04301	1.47849	4.48062	0.00966	0.50178	0.64372

	Si	**Sn**	**Sr**	**Th**	**Ti**	**Tl**	**U**	**V**	**Zn**
	ppm	ppm	ppm	ppm	ppm	ppm	ppm	ppm	ppm
#1	9.03440	0.27410	0.40674	0.04612	6.36610	1.01772	0.04354	0.47026	0.45781
#2	9.04860	0.27596	0.41026	0.04271	6.40049	1.02804	0.03810	0.47060	0.45758
Mean	**9.04150**	**0.27503**	**0.40850**	**0.04442**	**6.38329**	**1.02288**	**0.04082**	**0.47043**	**0.45770**
%RSD	0.11103	0.47834	0.60839	5.41716	0.38091	0.71388	9.41445	0.05101	0.03467

	Zr	**Pb**	**Se**
	ppm	calc	calc

#1	0.04299	0.27513	0.92720**NCH**
#2	0.04387	0.27919	0.93502
Mean	**0.04343**	**0.27716**	**0.93111**
%RSD	1.43142	1.03369	0.59417

Method : Paragon File : 080922A Printed : 9/22/2008 17:45:21
SampleId1 : 0809034-1MSD 2X **SampleId2 :** **[SAMPLE]**
Analysis commenced : 9/22/2008 15:27:07
Dilution ratio : 1.00000 to 1.00000 Tray : Position : TUBE16

Final concentrations

	Ag	**Al**	**As**	**B**	**Ba**	**Be**	**Bi**	**Ca**	**Cd**
	ppm	ppm	ppm	ppm	ppm	ppm	ppm	ppm	ppm
#1	0.05057	44.65348	0.99341	0.51265	1.45059	0.02729	-0.00077	56.99749	0.02588
#2	0.05030	44.75086	0.99766	0.51470	1.45195	0.02724	-0.00414	56.78192	0.02627
Mean	**0.05044**	**44.70217**	**0.99553**	**0.51368**	**1.45127**	**0.02727**	**-0.00246**	**56.88971**	**0.02608**
%RSD	0.38358	0.15405	0.30191	0.28350	0.06634	0.11861	96.86951	0.26794	1.05628

	Co	**Cr**	**Cu**	**Fe**	**K**	**Li**	**Mg**	**Mn**	**Mo**
	ppm	ppm	ppm	ppm	ppm	ppm	ppm	ppm	ppm
#1	0.28409	0.17581	0.20676	101.22224	25.35057	0.29134	47.68444	1.61993	0.49832
#2	0.28350	0.17598	0.20783	100.96657	25.47249	0.29252	47.66366	1.61724	0.49560
Mean	**0.28380**	**0.17590**	**0.20730**	**101.09440**	**25.41153**	**0.29193**	**47.67405**	**1.61859**	**0.49696**
%RSD	0.14714	0.06920	0.36602	0.17883	0.33925	0.28582	0.03082	0.11762	0.38725

	Na	**Ni**	**P**	**Pb I**	**Pb II**	**S**	**Sb**	**Se I**	**Se II**
	ppm	ppm	ppm	ppm	ppm	ppm	ppm	ppm	ppm
#1	22.00509	0.33275	4.07994	0.25496	0.29586	0.35129	0.18117	0.99161	0.91162
#2	22.08012	0.33103	4.08122	0.25506	0.29559	0.32393	0.17981	0.97187	0.91606
Mean	**22.04261**	**0.33189**	**4.08058**	**0.25501**	**0.29572**	**0.33761**	**0.18049**	**0.98174**	**0.91384**
%RSD	0.24069	0.36594	0.02219	0.02694	0.06560	5.73205	0.53249	1.42228	0.34378

	Si	**Sn**	**Sr**	**Th**	**Ti**	**Tl**	**U**	**V**	**Zn**
	ppm	ppm	ppm	ppm	ppm	ppm	ppm	ppm	ppm
#1	9.13554	0.28438	0.41138	0.05659	6.20099	1.05276	0.03098	0.48569	0.48272
#2	9.12950	0.28599	0.41189	0.04712	6.19950	1.04925	0.03358	0.48301	0.48182
Mean	**9.13252**	**0.28519**	**0.41164**	**0.05186**	**6.20025**	**1.05101**	**0.03228**	**0.48435**	**0.48227**
%RSD	0.04678	0.39914	0.08780	12.91081	0.01700	0.23616	5.69219	0.39058	0.13162

	Zr	**Pb**	**Se**
	ppm	calc	calc
#1	0.03897	0.28224	0.93826
#2	0.03966	0.28209	0.93465
Mean	**0.03931**	**0.28216**	**0.93645**
%RSD	1.23324	0.03775	0.27276

Method : Paragon File : 080922A Printed : 9/22/2008 17:45:21
SampleId1 : 0809034-1A **SampleId2 :** **[SAMPLE]**
Analysis commenced : 9/22/2008 15:29:04

Dilution ratio : 1.00000 to 1.00000 Tray : Position : TUBE17

Final concentrations

	Ag	Al	As	B	Ba	Be	Bi	Ca	Cd
	ppm	ppm	ppm	ppm	ppm	ppm	ppm	ppm	ppm
#1	0.00051	71.32561	3.76442	2.05439	4.69653	0.09798	-0.00228	139.25980	0.10183
#2	-0.00029	71.95018	3.77557	2.06229	4.73188	0.09760	-0.00806	138.41645	0.10192
Mean	**0.00011**	**71.63789**	**3.77000**	**2.05834**	**4.71421**	**0.09779**	**-0.00517**	**138.83813**	**0.10188**
%RSD	507.16558	0.61649	0.20925	0.27135	0.53035	0.27262	79.07976	0.42952	0.06404

	Co	Cr	Cu	Fe	K	Li	Mg	Mn	Mo
	ppm	ppm	ppm	ppm	ppm	ppm	ppm	ppm	ppm
#1	1.00171	0.49609	0.65898	161.27020	90.53728	1.16598	128.20496	3.06878	1.94799
#2	0.99796	0.49581	0.66720	160.35231	91.57422	1.18314	128.64011	3.06055	1.94391
Mean	**0.99984**	**0.49595**	**0.66309**	**160.81125**	**91.05575**	**1.17456**	**128.42253**	**3.06467**	**1.94595**
%RSD	0.26542	0.04037	0.87658	0.40361	0.80525	1.03334	0.23960	0.18987	0.14808

	Na	Ni	P	Pb I	Pb II	S	Sb	Se I	Se II
	ppm	ppm	ppm	ppm	ppm	ppm	ppm	ppm	ppm
#1	85.70613	1.11733	6.79302	0.98158	1.03543	0.60104	1.01447	3.79191	3.50233
#2	86.57459	1.11582	6.87085	0.98186	1.04192	0.58051	1.02213	3.81570	3.51707
Mean	**86.14036**	**1.11657**	**6.83194**	**0.98172**	**1.03868**	**0.59078**	**1.01830**	**3.80381**	**3.50970**
%RSD	0.71290	0.09571	0.80555	0.02001	0.44195	2.45707	0.53191	0.44222	0.29696

	Si	Sn	Sr	Th	Ti	Tl	U	V	Zn
	ppm	ppm	ppm	ppm	ppm	ppm	ppm	ppm	ppm
#1	19.63874	1.07324	1.21525	0.05417	9.98941	4.05791	0.08160	1.32024	1.30806
#2	19.75493	1.05924	1.22101	0.05535	9.99526	4.06362	0.07071	1.31780	1.29459
Mean	**19.69684**	**1.06624**	**1.21813**	**0.05476**	**9.99234**	**4.06077**	**0.07616**	**1.31902**	**1.30133**
%RSD	0.41713	0.92821	0.33417	1.52489	0.04145	0.09937	10.11061	0.13087	0.73190

	Zr	Pb	Se
	ppm	calc	calc
#1	0.06007	1.01750	3.59876
#2	0.05969	1.02192	3.61652
Mean	**0.05988**	**1.01971**	**3.60764**
%RSD	0.44451	0.30668	0.34796

Method : Paragon File : 080922A Printed : 9/22/2008 17:45:21
SampleId1 : 0809053-3 10X SampleId2 : [SAMPLE]
Analysis commenced : 9/22/2008 15:31:00
Dilution ratio : 1.00000 to 1.00000 Tray : Position : TUBE18

Final concentrations

	Ag	Al	As	B	Ba	Be	Bi	Ca	Cd
	ppm	ppm	ppm	ppm	ppm	ppm	ppm	ppm	ppm
#1	0.00067	7.33719	0.00719	0.55109	0.67080	0.00068	0.00103	0.39708	-0.00016
#2	-0.00007	7.44857	-0.00281	0.55192	0.67283	0.00073	0.00242	0.39234	-0.00013

Mean	**0.00030**	**7.39288**	**0.00219**	**0.55150**	**0.67181**	**0.00071**	**0.00172**	**0.39471**	**-0.00015**
%RSD	172.15743	1.06524	323.12036	0.10687	0.21397	5.17922	57.10182	0.84921	10.93357

	Co	**Cr**	**Cu**	**Fe**	**K**	**Li**	**Mg**	**Mn**	**Mo**
	ppm	ppm	ppm	ppm	ppm	ppm	ppm	ppm	ppm
#1	0.04562	5.38441	0.40283	19.72664	0.42237	0.00543	0.12375	0.36984	0.27634
#2	0.04503	5.36454	0.40516	19.68852	0.41435	0.00537	0.12007	0.36863	0.27070
Mean	**0.04533**	**5.37448**	**0.40400**	**19.70758**	**0.41836**	**0.00540**	**0.12191**	**0.36923**	**0.27352**
%RSD	0.92497	0.26146	0.40802	0.13678	1.35686	0.68265	2.13139	0.23104	1.45615

	Na	**Ni**	**P**	**Pb I**	**Pb II**	**S**	**Sb**	**Se I**	**Se II**
	ppm	ppm	ppm	ppm	ppm	ppm	ppm	ppm	ppm
#1	1.14232	4.68916	0.00943	0.05267	0.03955	0.44708	0.01167	-0.00388	-0.00242
#2	1.16357	4.68416	0.01195	0.04677	0.04155	0.45393	0.00961	-0.00873	-0.00933
Mean	**1.15295**	**4.68666**	**0.01069**	**0.04972**	**0.04055**	**0.45051**	**0.01064**	**-0.00630**	**-0.00587**
%RSD	1.30366	0.07550	16.71309	8.39395	3.47858	1.07396	13.66560	54.31330	83.22997

	Si	**Sn**	**Sr**	**Th**	**Ti**	**Tl**	**U**	**V**	**Zn**
	ppm	ppm	ppm	ppm	ppm	ppm	ppm	ppm	ppm
#1	0.15183	0.01044	0.02034	0.04474	0.01480	0.00363	0.00889	0.02826	0.50786
#2	0.15268	0.00752	0.02029	0.04560	0.01432	0.00082	-0.00199	0.02693	0.50449
Mean	**0.15225**	**0.00898**	**0.02031**	**0.04517**	**0.01456**	**0.00223**	**0.00345**	**0.02760**	**0.50617**
%RSD	0.39811	23.04340	0.16288	1.35513	2.28525	89.60320	223.01473	3.42635	0.47028

	Zr	**Pb**	**Se**
	ppm	calc	calc
#1	-0.00141	0.04392	-0.00291
#2	-0.00174	0.04329	-0.00913
Mean	**-0.00158**	**0.04360**	**-0.00602**
%RSD	14.89452	1.02977	73.14088

Method : Paragon File : 080922A Printed : 9/22/2008 17:45:21
SampleId1 : 0809086-3 10X SampleId2 : [SAMPLE]
Analysis commenced : 9/22/2008 15:32:56
Dilution ratio : 1.00000 to 1.00000 Tray : Position : TUBE19

Final concentrations

	Ag	**Al**	**As**	**B**	**Ba**	**Be**	**Bi**	**Ca**	**Cd**
	ppm	ppm	ppm	ppm	ppm	ppm	ppm	ppm	ppm
#1	0.00033	14.56069	-0.00248	0.46655	0.53465	0.00075	0.00268	0.29333	-0.00012
#2	0.00026	14.51271	-0.00105	0.46571	0.53208	0.00076	0.00268	0.29096	0.00013
Mean	**0.00030**	**14.53670**	**-0.00177**	**0.46613**	**0.53336**	**0.00076**	**0.00268**	**0.29214**	**0.00000**
%RSD	16.19575	0.23339	57.14909	0.12648	0.34109	1.51277	0.00506	0.57362	4788.10840

	Co	**Cr**	**Cu**	**Fe**	**K**	**Li**	**Mg**	**Mn**	**Mo**
	ppm	ppm	ppm	ppm	ppm	ppm	ppm	ppm	ppm
#1	0.04961	5.76595	0.60303	19.70234	0.38041	0.00548	0.14653	0.45825	0.29727
#2	0.04907	5.74891	0.60231	19.64181	0.38004	0.00548	0.14726	0.45673	0.29689
Mean	**0.04934**	**5.75743**	**0.60267**	**19.67208**	**0.38023**	**0.00548**	**0.14690**	**0.45749**	**0.29708**

%RSD	0.77499	0.20929	0.08400	0.21756	0.06786	0.00000	0.35377	0.23570	0.08937

	Na	**Ni**	**P**	**Pb I**	**Pb II**	**S**	**Sb**	**Se I**	**Se II**
	ppm	ppm	ppm	ppm	ppm	ppm	ppm	ppm	ppm
#1	0.95455	4.72515	0.01290	0.05611	0.05066	0.75843	0.00034	-0.00845	-0.00009
#2	0.95230	4.71602	-0.00384	0.06001	0.04852	0.76870	-0.00356	-0.01089	0.00228
Mean	**0.95342**	**4.72059**	**0.00453**	**0.05806**	**0.04959**	**0.76357**	**-0.00161**	**-0.00967**	**0.00109**
%RSD	0.16676	0.13676	261.20300	4.75443	3.05147	0.95061	171.25644	17.89551	152.63894

	Si	**Sn**	**Sr**	**Th**	**Ti**	**Tl**	**U**	**V**	**Zn**
	ppm	ppm	ppm	ppm	ppm	ppm	ppm	ppm	ppm
#1	0.13531	0.01117	0.01590	0.04267	0.01566	-0.00149	0.00952	0.02927	0.45938
#2	0.13457	0.00854	0.01585	0.04544	0.01569	-0.00347	0.01198	0.02957	0.46050
Mean	**0.13494**	**0.00986**	**0.01587**	**0.04406**	**0.01567**	**-0.00248**	**0.01075**	**0.02942**	**0.45994**
%RSD	0.38935	18.89801	0.24316	4.44151	0.16021	56.54332	16.22070	0.72440	0.17252

	Zr	**Pb**	**Se**
	ppm	calc	calc
#1	-0.00167	0.05247	-0.00287
#2	-0.00197	0.05235	-0.00211
Mean	**-0.00182**	**0.05241**	**-0.00249**
%RSD	11.54531	0.17186	21.59556

Method : Paragon File : 080922A Printed : 9/22/2008 17:45:22
SampleId1 : 0809053-3 2X **SampleId2 :** **[SAMPLE]**
Analysis commenced : 9/22/2008 15:34:53
Dilution ratio : 1.00000 to 1.00000 Tray : Position : TUBE20

Final concentrations

	Ag	**Al**	**As**	**B**	**Ba**	**Be**	**Bi**	**Ca**	**Cd**
	ppm	ppm	ppm	ppm	ppm	ppm	ppm	ppm	ppm
#1	0.00164	37.68458	0.00082	2.71584	3.33692	0.00133	0.00951	2.00117	0.00028
#2	0.00277	37.83250	0.00345	2.72980	3.34881	0.00141	0.01103	1.98429	0.00021
Mean	**0.00221**	**37.75854**	**0.00213**	**2.72282**	**3.34286**	**0.00137**	**0.01027**	**1.99273**	**0.00024**
%RSD	36.19796	0.27701	87.40916	0.36253	0.25161	4.24675	10.51728	0.59905	21.08232

	Co	**Cr**	**Cu**	**Fe**	**K**	**Li**	**Mg**	**Mn**	**Mo**
	ppm	ppm	ppm	ppm	ppm	ppm	ppm	ppm	ppm
#1	0.22505	25.85941	2.06116	104.61872	1.87130	0.00619	0.65145	1.83492	1.37159
#2	0.22560	25.77253	2.07380	104.22808	1.87495	0.00615	0.65623	1.83177	1.37141
Mean	**0.22533**	**25.81597**	**2.06748**	**104.42340**	**1.87313**	**0.00617**	**0.65384**	**1.83334**	**1.37150**
%RSD	0.17378	0.23795	0.43252	0.26453	0.13794	0.44185	0.51668	0.12134	0.00967

	Na	**Ni**	**P**	**Pb I**	**Pb II**	**S**	**Sb**	**Se I**	**Se II**
	ppm	ppm	ppm	ppm	ppm	ppm	ppm	ppm	ppm
#1	5.71166	22.58984	0.02585	0.22851	0.21485	2.29536	0.05061	-0.01328	0.00364
#2	5.76073	22.55122	0.02553	0.23074	0.21498	2.26797	0.05662	-0.00758	0.00479
Mean	**5.73620**	**22.57053**	**0.02569**	**0.22963**	**0.21491**	**2.28166**	**0.05361**	**-0.01043**	**0.00421**
%RSD	0.60479	0.12098	0.86928	0.68586	0.04249	0.84897	7.92496	38.60230	19.22295

ted: 9/22/2008 17:45:42 User: ROY FRENCH

	Si	Sn	Sr	Th	Ti	Tl	U	V	Zn
	ppm	ppm	ppm	ppm	ppm	ppm	ppm	ppm	ppm
#1	0.68579	0.04126	0.10425	0.07117	0.06977	0.00815	0.04382	0.14105	2.54035
#2	0.69265	0.03233	0.10468	0.06275	0.06942	0.00746	0.05863	0.14171	2.51520
Mean	**0.68922**	**0.03680**	**0.10446**	**0.06696**	**0.06959**	**0.00781**	**0.05122**	**0.14138**	**2.52778**
%RSD	0.70419	17.15379	0.29086	8.88869	0.36073	6.29274	20.44631	0.33154	0.70365

	Zr	Pb	Se
	ppm	calc	calc
#1	0.00080	0.21940	-0.00199
#2	0.00171	0.22023	0.00067
Mean	**0.00125**	**0.21981**	**-0.00066**
%RSD	51.47929	0.26630	284.22167

Method : Paragon File : 080922A Printed : 9/22/2008 17:45:22
SampleId1 : CCV SampleId2 : [CV]
Analysis commenced : 9/22/2008 15:36:51
Dilution ratio : 1.00000 to 1.00000 Tray : Position : STD6

Final concentrations

	Ag	Al	As	B	Ba	Be	Bi	Ca	Cd
	ppm	ppm	ppm	ppm	ppm	ppm	ppm	ppm	ppm
#1	0.20868	53.52770	0.50789	1.08669	1.04838	0.47218	0.52285	51.88239	0.51680
#2	0.20959	53.34308	0.51314	1.08782	1.04944	0.47332	0.51835	51.91063	0.51564
Mean	**0.20913**	**53.43539**	**0.51052**	**1.08726**	**1.04891**	**0.47275**	**0.52060**	**51.89651**	**0.51622**
%RSD	0.30841	0.24432	0.72774	0.07320	0.07142	0.17085	0.61114	0.03848	0.15871

	Co	Cr	Cu	Fe	K	Li	Mg	Mn	Mo
	ppm	ppm	ppm	ppm	ppm	ppm	ppm	ppm	ppm
#1	0.49234	0.99085	1.06980	19.48945	52.06034	0.52623	51.77966	0.94352	1.00969
#2	0.49228	0.99139	1.06987	19.52427	51.90171	0.52422	51.75440	0.94486	1.01086
Mean	**0.49231**	**0.99112**	**1.06983**	**19.50686**	**51.98102**	**0.52523**	**51.76703**	**0.94419**	**1.01028**
%RSD	0.00887	0.03828	0.00509	0.12624	0.21579	0.27074	0.03449	0.10030	0.08206

	Na	Ni	P	Pb I	Pb II	S	Sb	Se I	Se II
	ppm	ppm	ppm	ppm	ppm	ppm	ppm	ppm	ppm
#1	51.93358	1.00927	4.87541	1.03783	0.99320	4.91666	0.53301	1.08320	0.99878
#2	51.63431	1.01076	4.86385	1.03873	0.99350	4.89952	0.52913	1.07917	0.99643
Mean	**51.78395**	**1.01001**	**4.86963**	**1.03828**	**0.99335**	**4.90809**	**0.53107**	**1.08119**	**0.99761**
%RSD	0.40865	0.10455	0.16775	0.06121	0.02171	0.24699	0.51659	0.26394	0.16667

	Si	Sn	Sr	Th	Ti	Tl	U	V	Zn
	ppm	ppm	ppm	ppm	ppm	ppm	ppm	ppm	ppm
#1	4.93394	1.04103	0.49122	0.27594	0.47184	0.54208	5.19192	0.50171	0.96685
#2	4.92565	1.04248	0.49173	0.27634	0.47364	0.54554	5.21365	0.50172	0.97044
Mean	**4.92979**	**1.04176**	**0.49147**	**0.27614**	**0.47274**	**0.54381**	**5.20278**	**0.50171**	**0.96865**
%RSD	0.11885	0.09878	0.07253	0.10181	0.27022	0.44879	0.29528	0.00120	0.26217

	Zr	Pb	SeNCH
	ppm	calc	calc
#1	0.98289	1.00806	1.02689
#2	0.98588	1.00856	1.02398
Mean	**0.98439**	**1.00831**	**1.02544**
%RSD	0.21485	0.03526	0.20083

Method : Paragon File : 080922A Printed : 9/22/2008 17:45:22
SampleId1 : CCB **SampleId2 :** **[CB]**
Analysis commenced : 9/22/2008 15:39:03
Dilution ratio : 1.00000 to 1.00000 Tray : Position : STD2

Final concentrations

	Ag	Al	As	B	Ba	Be	Bi	Ca	Cd
	ppm	ppm	ppm	ppm	ppm	ppm	ppm	ppm	ppm
#1	-0.00038	0.01015	-0.00039	0.00048	-0.00056	0.00071	0.00059	-0.04552	-0.00053
#2	-0.00066	0.00558	-0.00094	-0.00045	-0.00048	0.00069	-0.00428	-0.04630	-0.00038
Mean	**-0.00052**	**0.00787**	**-0.00067**	**0.00001**	**-0.00052**	**0.00070**	**-0.00184**	**-0.04591**	**-0.00046**
%RSD	37.81281	41.16455	58.10232	4703.40312	11.06422	1.69054	186.79167	1.21630	23.49492

	Co	Cr	Cu	Fe	K	Li	Mg	Mn	Mo
	ppm	ppm	ppm	ppm	ppm	ppm	ppm	ppm	ppm
#1	-0.00136	-0.00091	-0.00296	-0.00204	0.15493	0.00520	-0.02544	-0.00046	-0.00102
#2	-0.00082	-0.00028	-0.00323	-0.00222	0.14198	0.00517	-0.02360	-0.00059	-0.00121
Mean	**-0.00109**	**-0.00059**	**-0.00310**	**-0.00213**	**0.14846**	**0.00519**	**-0.02452**	**-0.00052**	**-0.00112**
%RSD	34.78221	75.34334	6.31344	5.84157	6.16849	0.40170	5.29762	17.15393	11.89503

	Na	Ni	P	Pb I	Pb II	S	Sb	Se I	Se II
	ppm	ppm	ppm	ppm	ppm	ppm	ppm	ppm	ppm
#1	0.16397	-0.00160	0.00690	-0.00035	-0.00219	-0.00788	-0.00103	-0.00303	0.00297
#2	0.16279	-0.00153	-0.00131	-0.00405	-0.00070	-0.00446	0.00092	-0.00428	0.00132
Mean	**0.16338**	**-0.00157**	**0.00279**	**-0.00220**	**-0.00144**	**-0.00617**	**-0.00006**	**-0.00366**	**0.00214**
%RSD	0.50941	3.33881	207.79631	118.87517	73.35311	39.20501	2482.08114	24.18220	54.67803

	Si	Sn	Sr	Th	Ti	Tl	U	V	Zn
	ppm	ppm	ppm	ppm	ppm	ppm	ppm	ppm	ppm
#1	0.01048	0.00549	-0.00100	0.04429	-0.00076	0.00511	-0.02374	-0.00058	0.00047
#2	0.01009	0.00168	-0.00102	0.04309	-0.00093	-0.00235	-0.01040	-0.00048	-0.00111
Mean	**0.01029**	**0.00358**	**-0.00101**	**0.04369**	**-0.00084**	**0.00138**	**-0.01707**	**-0.00053**	**-0.00032**
%RSD	2.66980	75.09201	1.09128	1.94125	14.12238	382.01809	55.23677	12.68493	346.92883

	Zr	Pb	Se
	ppm	calc	calc
#1	-0.00292	-0.00158	0.00097
#2	-0.00283	-0.00181	-0.00055
Mean	**-0.00287**	**-0.00170**	**0.00021**
%RSD	2.20216	9.68174	507.62784

Method : Paragon File : 080922A Printed : 9/22/2008 17:45:23

SampleId1 : 0809086-3 2X **SampleId2 :** **[SAMPLE]**
Analysis commenced : 9/22/2008 15:42:47
Dilution ratio : 1.00000 to 1.00000 Tray : Position : TUBE21

Final concentrations

	Ag	**Al**	**As**	**B**	**Ba**	**Be**	**Bi**	**Ca**	**Cd**
	ppm	ppm	ppm	ppm	ppm	ppm	ppm	ppm	ppm
#1	0.00231	74.31996	0.00301	2.27606	2.66818	0.00143	0.01639	1.50722	0.00036
#2	0.00197	74.35652	0.00477	2.27328	2.66725	0.00145	0.01362	1.49193	0.00000
Mean	**0.00214**	**74.33824**	**0.00389**	**2.27467**	**2.66771**	**0.00144**	**0.01500**	**1.49958**	**0.00018**
%RSD	11.08873	0.03477	31.94560	0.08633	0.02472	0.85295	13.07187	0.72106	144.12177

	Co	**Cr**	**Cu**	**Fe**	**K**	**Li**	**Mg**	**Mn**	**Mo**
	ppm	ppm	ppm	ppm	ppm	ppm	ppm	ppm	ppm
#1	0.24608	27.23812	3.08196	102.98163	1.55272	0.00719	0.79441	2.24583	1.47977
#2	0.24453	27.05896	3.09067	102.27244	1.54833	0.00716	0.78963	2.23411	1.47335
Mean	**0.24530**	**27.14854**	**3.08632**	**102.62703**	**1.55052**	**0.00718**	**0.79202**	**2.23997**	**1.47656**
%RSD	0.44678	0.46663	0.19939	0.48863	0.19991	0.22332	0.42654	0.37001	0.30749

	Na	**Ni**	**P**	**Pb I**	**Pb II**	**S**	**Sb**	**Se I**	**Se II**
	ppm	ppm	ppm	ppm	ppm	ppm	ppm	ppm	ppm
#1	4.75630	22.45810	0.02932	0.27481	0.26097	3.76835	-0.00153	-0.00956	0.00903
#2	4.77846	22.34102	0.04132	0.27195	0.25765	3.76492	0.00020	-0.00720	0.00356
Mean	**4.76738**	**22.39956**	**0.03532**	**0.27338**	**0.25931**	**3.76664**	**-0.00067**	**-0.00838**	**0.00630**
%RSD	0.32859	0.36957	24.02523	0.74032	0.90537	0.06433	183.39567	19.92377	61.39180

	Si	**Sn**	**Sr**	**Th**	**Ti**	**Tl**	**U**	**V**	**Zn**
	ppm	ppm	ppm	ppm	ppm	ppm	ppm	ppm	ppm
#1	0.61337	0.04769	0.08270	0.05547	0.08041	0.00337	0.04978	0.14873	2.22953
#2	0.61051	0.05032	0.08263	0.05991	0.08014	0.00180	0.05087	0.14825	2.20169
Mean	**0.61194**	**0.04900**	**0.08267**	**0.05769**	**0.08028**	**0.00258**	**0.05032**	**0.14849**	**2.21561**
%RSD	0.32971	3.80132	0.05344	5.44182	0.24235	42.87757	1.53007	0.23274	0.88870

	Zr	**Pb**	**Se**
	ppm	calc	calc
#1	0.00133	0.26558	0.00284
#2	0.00096	0.26241	-0.00002
Mean	**0.00115**	**0.26400**	**0.00141**
%RSD	22.56863	0.84846	143.53207

Method : Paragon File : 080922A Printed : 9/22/2008 17:45:23
SampleId1 : F080919-1MB **SampleId2 :** **[SAMPLE]**
Analysis commenced : 9/22/2008 15:44:44
Dilution ratio : 1.00000 to 1.00000 Tray : Position : TUBE22

Final concentrations

	Ag	**Al**	**As**	**B**	**Ba**	**Be**	**Bi**	**Ca**	**Cd**
	ppm	ppm	ppm	ppm	ppm	ppm	ppm	ppm	ppm

#1	-0.00178	0.01538	0.00038	-0.00075	-0.00069	0.00091	-0.00440	-0.03999	-0.00079
#2	-0.00139	0.00491	0.00016	-0.00124	-0.00059	0.00099	-0.00382	-0.03999	-0.00052
Mean	**-0.00159**	**0.01014**	**0.00027**	**-0.00099**	**-0.00064**	**0.00095**	**-0.00411**	**-0.03999**	**-0.00065**
%RSD	17.20708	72.95561	58.56020	34.98050	11.94800	6.16682	10.08238	0.00000	28.87799

	Co	**Cr**	**Cu**	**Fe**	**K**	**Li**	**Mg**	**Mn**	**Mo**
	ppm	ppm	ppm	ppm	ppm	ppm	ppm	ppm	ppm
#1	-0.00077	0.00058	-0.00259	0.00323	0.15566	0.00468	-0.03132	-0.00040	-0.00088
#2	-0.00029	0.00065	-0.00233	0.00104	0.12484	0.00462	-0.02838	-0.00033	-0.00220
Mean	**-0.00053**	**0.00062**	**-0.00246**	**0.00213**	**0.14025**	**0.00465**	**-0.02985**	**-0.00036**	**-0.00154**
%RSD	64.18667	8.61228	7.38190	72.77586	15.54193	0.93120	6.96329	12.30983	60.40288

	Na	**Ni**	**P**	**Pb I**	**Pb II**	**S**	**Sb**	**Se I**	**Se II**
	ppm	ppm	ppm	ppm	ppm	ppm	ppm	ppm	ppm
#1	0.17870	0.00021	0.00564	-0.00133	-0.00254	0.00238	-0.00229	-0.00275	0.00521
#2	0.17858	-0.00012	0.00248	-0.00124	-0.00220	-0.00104	-0.00405	-0.00214	-0.00530
Mean	**0.17864**	**0.00004**	**0.00406**	**-0.00129**	**-0.00237**	**0.00067**	**-0.00317**	**-0.00245**	**-0.00005**
%RSD	0.04820	556.72980	55.03900	4.81573	10.15091	360.05357	39.42923	17.82880	16015.43840

	Si	**Sn**	**Sr**	**Th**	**Ti**	**Tl**	**U**	**V**	**Zn**
	ppm	ppm	ppm	ppm	ppm	ppm	ppm	ppm	ppm
#1	0.01198	0.00153	-0.00112	0.05504	-0.00048	0.00417	-0.04132	-0.00140	0.00540
#2	0.01772	0.00446	-0.00110	0.04680	-0.00070	0.00343	-0.01950	-0.00133	0.00540
Mean	**0.01485**	**0.00300**	**-0.00111**	**0.05092**	**-0.00059**	**0.00380**	**-0.03041**	**-0.00137**	**0.00540**
%RSD	27.32716	69.06064	1.49292	11.43541	26.73048	13.74623	50.74489	3.24724	0.00000

	Zr	**Pb**	**Se**
	ppm	calc	calc
#1	-0.00455	-0.00214	0.00256
#2	-0.00375	-0.00188	-0.00425
Mean	**-0.00415**	**-0.00201**	**-0.00085**
%RSD	13.67700	9.01282	569.49846

Method : Paragon File : 080922A Printed : 9/22/2008 17:45:23
SampleId1 : 0809141-1 **SampleId2 :** **[SAMPLE]**
Analysis commenced : 9/22/2008 15:46:42
Dilution ratio : 1.00000 to 1.00000 Tray : Position : TUBE23

Final concentrations

	Ag	**Al**	**As**	**B**	**Ba**	**Be**	**Bi**	**Ca**	**Cd**
	ppm	ppm	ppm	ppm	ppm	ppm	ppm	ppm	ppm
#1	-0.00198	0.02144	0.07094	0.06763	0.07464	0.00108	-0.00556	50.45439	-0.00092
#2	-0.00085	0.01418	0.07292	0.06945	0.07494	0.00101	0.00164	50.50582	-0.00052
Mean	**-0.00141**	**0.01781**	**0.07193**	**0.06854**	**0.07479**	**0.00105**	**-0.00196**	**50.48011**	**-0.00072**
%RSD	56.41738	28.80049	1.94432	1.87486	0.28088	4.56782	259.96140	0.07204	39.63866

	Co	**Cr**	**Cu**	**Fe**	**K**	**Li**	**Mg**	**Mn**	**Mo**
	ppm	ppm	ppm	ppm	ppm	ppm	ppm	ppm	ppm
#1	0.00000	-0.00168	-0.00206	-0.00459	6.88065	0.04038	20.80075	0.03735	0.09513

#2	0.00083	-0.00027	-0.00099	-0.00424	6.84504	0.04023	20.77787	0.03747	0.09772
Mean	**0.00041**	**-0.00098**	**-0.00152**	**-0.00441**	**6.86285**	**0.04030**	**20.78931**	**0.03741**	**0.09643**
%RSD	142.67128	101.76567	49.52014	5.63319	0.36690	0.27355	0.07782	0.23943	1.89356

	Na	**Ni**	**P**	**Pb I**	**Pb II**	**S**	**Sb**	**Se I**	**Se II**
	ppm	ppm	ppm	ppm	ppm	ppm	ppm	ppm	ppm
#1	42.38824	0.00708	0.01258	-0.00555	0.00085	18.69553	0.01670	0.01254	0.02672
#2	42.25128	0.00768	0.01637	-0.00067	-0.00359	18.69208	0.01795	0.01925	0.02866
Mean	**42.31976**	**0.00738**	**0.01448**	**-0.00311**	**-0.00137**	**18.69381**	**0.01732**	**0.01589**	**0.02769**
%RSD	0.22884	5.66691	18.50808	110.77451	228.94519	0.01306	5.09255	29.84286	4.95193

	Si	**Sn**	**Sr**	**Th**	**Ti**	**Tl**	**U**	**V**	**Zn**
	ppm	ppm	ppm	ppm	ppm	ppm	ppm	ppm	ppm
#1	7.47953	0.01968	0.60101	0.03980	-0.00052	-0.01117	-0.02737	0.01719	0.00877
#2	7.47743	0.02071	0.60081	0.03386	-0.00066	-0.00500	-0.01283	0.01798	0.00967
Mean	**7.47848**	**0.02019**	**0.60091**	**0.03683**	**-0.00059**	**-0.00809**	**-0.02010**	**0.01759**	**0.00922**
%RSD	0.01989	3.58774	0.02415	11.40266	16.97914	53.90468	51.17595	3.17799	6.88631

	Zr	**Pb**	**Se**
	ppm	calc	calc
#1	-0.00741	-0.00128	0.02200
#2	-0.00580	-0.00262	0.02553
Mean	**-0.00660**	**-0.00195**	**0.02376**
%RSD	17.28427	48.46560	10.49582

Method : Paragon File : 080922A Printed : 9/22/2008 17:45:24
SampleId1 : 0809141-1L 5X **SampleId2 :** **[SAMPLE]**
Analysis commenced : 9/22/2008 15:48:40
Dilution ratio : 1.00000 to 1.00000 Tray : Position : TUBE24

Final concentrations

	Ag	**Al**	**As**	**B**	**Ba**	**Be**	**Bi**	**Ca**	**Cd**
	ppm	ppm	ppm	ppm	ppm	ppm	ppm	ppm	ppm
#1	-0.00111	0.02098	0.01654	0.01242	0.01407	0.00087	-0.00486	10.51934	-0.00042
#2	-0.00118	0.01469	0.01280	0.01409	0.01405	0.00087	-0.00556	10.47411	-0.00078
Mean	**-0.00115**	**0.01784**	**0.01467**	**0.01325**	**0.01406**	**0.00087**	**-0.00521**	**10.49672**	**-0.00060**
%RSD	3.88242	24.94909	18.01905	8.91117	0.13577	0.03893	9.45460	0.30469	41.90064

	Co	**Cr**	**Cu**	**Fe**	**K**	**Li**	**Mg**	**Mn**	**Mo**
	ppm	ppm	ppm	ppm	ppm	ppm	ppm	ppm	ppm
#1	-0.00098	-0.00113	-0.00304	-0.00547	1.08287	0.01049	4.05608	0.00733	0.01860
#2	-0.00092	-0.00078	-0.00322	-0.00511	1.06735	0.01042	4.03512	0.00733	0.01720
Mean	**-0.00095**	**-0.00096**	**-0.00313**	**-0.00529**	**1.07511**	**0.01046**	**4.04560**	**0.00733**	**0.01790**
%RSD	4.37441	25.78630	3.99604	4.69757	1.02062	0.44434	0.36639	0.00000	5.56447

	Na	**Ni**	**P**	**Pb I**	**Pb II**	**S**	**Sb**	**Se I**	**Se II**
	ppm	ppm	ppm	ppm	ppm	ppm	ppm	ppm	ppm
#1	7.48692	0.00015	-0.00384	-0.00558	-0.00015	3.53191	-0.00038	-0.00238	0.00506
#2	7.36520	0.00010	-0.00194	-0.00491	0.00054	3.55933	0.00085	-0.00610	0.00514

Mean	**7.42606**	**0.00013**	**-0.00289**	**-0.00524**	**0.00020**	**3.54562**	**0.00023**	**-0.00424**	**0.00510**
%RSD	1.15902	31.25934	46.35454	9.04708	246.40586	0.54667	370.05326	62.07448	1.01151

	Si	**Sn**	**Sr**	**Th**	**Ti**	**Tl**	**U**	**V**	**Zn**
	ppm	ppm	ppm	ppm	ppm	ppm	ppm	ppm	ppm
#1	1.45829	-0.00315	0.11762	0.04143	-0.00081	-0.00132	-0.03101	0.00300	0.00159
#2	1.44919	0.00753	0.11775	0.04850	-0.00050	-0.00310	-0.03525	0.00268	0.00091
Mean	**1.45374**	**0.00219**	**0.11768**	**0.04497**	**-0.00066**	**-0.00221**	**-0.03313**	**0.00284**	**0.00125**
%RSD	0.44265	344.57765	0.07982	11.11766	33.38424	56.81408	9.05615	7.87551	38.06243

	Zr	**Pb**	**Se**
	ppm	calc	calc
#1	-0.00383	-0.00196	0.00258
#2	-0.00421	-0.00127	0.00139
Mean	**-0.00402**	**-0.00161**	**0.00199**
%RSD	6.61704	29.79569	42.36230

Method : Paragon File : 080922A Printed : 9/22/2008 17:45:24
SampleId1 : 0809141-1MS **SampleId2 :** **[SAMPLE]**
Analysis commenced : 9/22/2008 15:50:38
Dilution ratio : 1.00000 to 1.00000 Tray : Position : TUBE25

Final concentrations

	Ag	**Al**	**As**	**B**	**Ba**	**Be**	**Bi**	**Ca**	**Cd**
	ppm	ppm	ppm	ppm	ppm	ppm	ppm	ppm	ppm
#1	-0.00475	2.50254	2.34255	1.29160	2.39755	0.05162	-0.00888	98.74038	0.05729
#2	-0.00270	2.51599	2.33846	1.29918	2.39930	0.05132	-0.00782	98.24144	0.05742
Mean	**-0.00372**	**2.50926**	**2.34051**	**1.29539**	**2.39843**	**0.05147**	**-0.00835**	**98.49091**	**0.05735**
%RSD	38.94861	0.37916	0.12361	0.41370	0.05167	0.41050	8.97354	0.35820	0.16278

	Co	**Cr**	**Cu**	**Fe**	**K**	**Li**	**Mg**	**Mn**	**Mo**
	ppm	ppm	ppm	ppm	ppm	ppm	ppm	ppm	ppm
#1	0.51924	0.20366	0.29858	1.01230	67.44517	0.73915	72.74488	0.53847	1.16748
#2	0.52114	0.20546	0.30213	1.00823	67.95379	0.74526	72.82096	0.53650	1.15805
Mean	**0.52019**	**0.20456**	**0.30036**	**1.01026**	**67.69948**	**0.74220**	**72.78292**	**0.53748**	**1.16277**
%RSD	0.25914	0.62135	0.83675	0.28481	0.53124	0.58237	0.07391	0.25930	0.57311

	Na	**Ni**	**P**	**Pb I**	**Pb II**	**S**	**Sb**	**Se I**	**Se II**
	ppm	ppm	ppm	ppm	ppm	ppm	ppm	ppm	ppm
#1	94.85979	0.55945	0.01227	0.53094	0.59881	16.82536	0.60863	2.59526	2.56844
#2	95.77202	0.55531	0.01258	0.55170	0.57105	16.83571	0.61283	2.63370	2.51946
Mean	**95.31591**	**0.55738**	**0.01243**	**0.54132**	**0.58493**	**16.83054**	**0.61073**	**2.61448**	**2.54395**
%RSD	0.67674	0.52453	1.79712	2.71146	3.35543	0.04347	0.48703	1.03963	1.36143

	Si	**Sn**	**Sr**	**Th**	**Ti**	**Tl**	**U**	**V**	**Zn**
	ppm	ppm	ppm	ppm	ppm	ppm	ppm	ppm	ppm
#1	9.15941	0.56145	1.11010	0.04352	0.51121	2.36107	-0.09110	0.55994	0.51796
#2	9.19823	0.56598	1.10963	0.04197	0.51054	2.38068	-0.04564	0.56013	0.50965
Mean	**9.17882**	**0.56371**	**1.10986**	**0.04275**	**0.51088**	**2.37087**	**-0.06837**	**0.56003**	**0.51380**

%RSD	0.29912	0.56794	0.02999	2.55573	0.09314	0.58499	47.01848	0.02370	1.14280

	Zr	Pb	Se
	ppm	calc	calc
#1	-0.01178	0.57621	2.57737
#2	-0.01010	0.56461	2.55750
Mean	**-0.01094**	**0.57041**	**2.56744**
%RSD	10.86376	1.43819	0.54723

Method : Paragon File : 080922A Printed : 9/22/2008 17:45:24
SampleId1 : 0809141-1MSD SampleId2 : [SAMPLE]
Analysis commenced : 9/22/2008 15:52:36
Dilution ratio : 1.00000 to 1.00000 Tray : Position : TUBE26

Final concentrations

	Ag	Al	As	B	Ba	Be	Bi	Ca	Cd
	ppm	ppm	ppm	ppm	ppm	ppm	ppm	ppm	ppm
#1	-0.00109	2.51721	2.35935	1.30607	2.37138	0.05243	-0.00375	103.61498	0.05838
#2	-0.00062	2.48685	2.33275	1.29360	2.35484	0.05164	-0.00493	100.78506	0.05712
Mean	**-0.00086**	**2.50203**	**2.34605**	**1.29984**	**2.36311**	**0.05203**	**-0.00434**	**102.20002**	**0.05775**
%RSD	38.84860	0.85805	0.80153	0.67827	0.49481	1.08437	19.16270	1.95798	1.54066

	Co	Cr	Cu	Fe	K	Li	Mg	Mn	Mo
	ppm	ppm	ppm	ppm	ppm	ppm	ppm	ppm	ppm
#1	0.53121	0.21132	0.29747	1.02291	68.12564	0.74605	74.83602	0.54603	1.18164
#2	0.52240	0.20759	0.29622	1.00743	66.76122	0.72691	72.91905	0.53808	1.16738
Mean	**0.52680**	**0.20946**	**0.29684**	**1.01517**	**67.44343**	**0.73648**	**73.87753**	**0.54206**	**1.17451**
%RSD	1.18201	1.25897	0.29820	1.07831	1.43052	1.83693	1.83480	1.03675	0.85811

	Na	Ni	P	Pb I	Pb II	S	Sb	Se I	Se II
	ppm	ppm	ppm	ppm	ppm	ppm	ppm	ppm	ppm
#1	96.64972	0.56783	0.01037	0.56822	0.57194	17.11509	0.62540	2.62157	2.51266
#2	94.52702	0.55884	0.01858	0.55486	0.56306	17.13234	0.61635	2.59882	2.49913
Mean	**95.58837**	**0.56333**	**0.01448**	**0.56154**	**0.56750**	**17.12372**	**0.62088**	**2.61019**	**2.50590**
%RSD	1.57025	1.12832	40.10079	1.68256	1.10623	0.07122	1.03057	0.61635	0.38177

	Si	Sn	Sr	Th	Ti	Tl	U	V	Zn
	ppm	ppm	ppm	ppm	ppm	ppm	ppm	ppm	ppm
#1	9.33331	0.59021	1.10916	0.05116	0.51376	2.39577	-0.02625	0.56781	0.53636
#2	9.30817	0.58482	1.10531	0.04248	0.50622	2.36335	-0.02806	0.55818	0.52402
Mean	**9.32074**	**0.58752**	**1.10724**	**0.04682**	**0.50999**	**2.37956**	**-0.02716**	**0.56299**	**0.53019**
%RSD	0.19069	0.64917	0.24607	13.10760	1.04591	0.96344	4.70702	1.20924	1.64628

	Zr	Pb	Se
	ppm	calc	calc
#1	-0.01039	0.57070	2.54893
#2	-0.00990	0.56033	2.53233
Mean	**-0.01015**	**0.56551**	**2.54063**
%RSD	3.46312	1.29680	0.46202

ted: 9/22/2008 17:45:42 User: ROY FRENCH
Method : Paragon File : 080922A Printed : 9/22/2008 17:45:24
SampleId1 : 0808245-3 25X SampleId2 : [SAMPLE]
Analysis commenced : 9/22/2008 15:54:34
Dilution ratio : 1.00000 to 1.00000 Tray : Position : TUBE27

Final concentrations

	Ag	**Al**	**As**	**B**	**Ba**	**Be**	**Bi**	**Ca**	**Cd**
	ppm	ppm	ppm	ppm	ppm	ppm	ppm	ppm	ppm
#1	-0.00043	1.03813	-0.00589	-0.00026	0.01664	0.00111	0.00398	1.44869	-0.00040
#2	0.00018	1.01253	-0.00930	0.00014	0.01623	0.00107	0.00548	1.42286	-0.00010
Mean	**-0.00013**	**1.02533**	**-0.00760**	**-0.00006**	**0.01644**	**0.00109**	**0.00473**	**1.43578**	**-0.00025**
%RSD	339.39527	1.76597	31.73047	465.83453	1.74222	2.16857	22.37468	1.27240	82.77731

	Co	**Cr**	**Cu**	**Fe**	**K**	**Li**	**Mg**	**Mn**	**Mo**
	ppm	ppm	ppm	ppm	ppm	ppm	ppm	ppm	ppm
#1	0.01155	0.00430	0.33412	122.01668	0.58988	0.00555	0.26596	0.10406	0.00386
#2	0.01143	0.00497	0.32786	119.66318	0.57601	0.00549	0.26375	0.10234	0.00395
Mean	**0.01149**	**0.00464**	**0.33099**	**120.83993**	**0.58294**	**0.00552**	**0.26485**	**0.10320**	**0.00391**
%RSD	0.71967	10.18717	1.33734	1.37717	1.68224	0.72586	0.58865	1.17228	1.69933

	Na	**Ni**	**P**	**Pb I**	**Pb II**	**S**	**Sb**	**Se I**	**Se II**
	ppm	ppm	ppm	ppm	ppm	ppm	ppm	ppm	ppm
#1	0.26816	0.00025	0.24415	0.00207	0.00910	8.12853	0.00237	-0.01623	0.00480
#2	0.26435	0.00037	0.22708	0.00426	0.00974	7.99460	0.00071	-0.01022	0.00708
Mean	**0.26626**	**0.00031**	**0.23562**	**0.00316**	**0.00942**	**8.06156**	**0.00154**	**-0.01323**	**0.00594**
%RSD	1.01417	29.48700	5.12154	49.03256	4.83234	1.17474	76.06048	32.11495	27.07701

	Si	**Sn**	**Sr**	**Th**	**Ti**	**Tl**	**U**	**V**	**Zn**
	ppm	ppm	ppm	ppm	ppm	ppm	ppm	ppm	ppm
#1	0.58425	0.01138	0.00829	0.04604	0.08695	-0.00112	0.02833	0.00064	0.01954
#2	0.56816	0.00934	0.00815	0.04895	0.08553	0.00531	0.02327	0.00076	0.01931
Mean	**0.57620**	**0.01036**	**0.00822**	**0.04749**	**0.08624**	**0.00210**	**0.02580**	**0.00070**	**0.01943**
%RSD	1.97410	13.97286	1.20722	4.33598	1.16424	216.79899	13.87818	12.30529	0.81678

	Zr	**Pb**	**Se**
	ppm	calc	calc
#1	0.00061	0.00676	-0.00220
#2	0.00040	0.00792	0.00132
Mean	**0.00051**	**0.00734**	**-0.00044**
%RSD	29.18785	11.17552	562.03100

Method : Paragon File : 080922A Printed : 9/22/2008 17:45:25
SampleId1 : 0808245-4 25X SampleId2 : [SAMPLE]
Analysis commenced : 9/22/2008 15:56:32
Dilution ratio : 1.00000 to 1.00000 Tray : Position : TUBE28

Final concentrations

	Ag	Al	As	B	Ba	Be	Bi	Ca	Cd
	ppm	ppm	ppm	ppm	ppm	ppm	ppm	ppm	ppm
#1	0.00059	1.10804	-0.00545	-0.00031	0.01783	0.00132	0.00205	1.48639	-0.00006
#2	0.00039	1.10527	-0.00611	-0.00109	0.01769	0.00135	-0.00120	1.46214	-0.00023
Mean	**0.00049**	**1.10666**	**-0.00578**	**-0.00070**	**0.01776**	**0.00134**	**0.00042**	**1.47427**	**-0.00015**
%RSD	27.84374	0.17695	8.06836	79.59365	0.53749	1.85315	542.66423	1.16336	82.52224

	Co	Cr	Cu	Fe	K	Li	Mg	Mn	Mo
	ppm	ppm	ppm	ppm	ppm	ppm	ppm	ppm	ppm
#1	0.01372	0.00515	0.33717	121.76912	0.71288	0.00562	0.31961	0.09417	0.00583
#2	0.01402	0.00506	0.33538	120.23509	0.69298	0.00560	0.31667	0.09335	0.00635
Mean	**0.01387**	**0.00510**	**0.33628**	**121.00210**	**0.70293**	**0.00561**	**0.31814**	**0.09376**	**0.00609**
%RSD	1.51883	1.18347	0.37595	0.89645	2.00107	0.22857	0.65342	0.62122	5.99602

	Na	Ni	P	Pb I	Pb II	S	Sb	Se I	Se II
	ppm	ppm	ppm	ppm	ppm	ppm	ppm	ppm	ppm
#1	0.26942	0.00137	0.21381	0.00462	0.00794	9.78449	0.00527	-0.00461	0.00656
#2	0.26938	0.00049	0.21760	0.00356	0.01020	9.78106	0.00011	-0.00274	0.00676
Mean	**0.26940**	**0.00093**	**0.21571**	**0.00409**	**0.00907**	**9.78278**	**0.00269**	**-0.00367**	**0.00666**
%RSD	0.01066	67.49585	1.24308	18.35443	17.60777	0.02484	135.72771	36.01971	2.16304

	Si	Sn	Sr	Th	Ti	Tl	U	V	Zn
	ppm	ppm	ppm	ppm	ppm	ppm	ppm	ppm	ppm
#1	0.60981	0.01019	0.00888	0.06859	0.10771	0.00235	0.02184	0.00359	0.02448
#2	0.60576	0.00741	0.00883	0.09532	0.10792	0.00365	0.01924	0.00242	0.02694
Mean	**0.60779**	**0.00880**	**0.00886**	**0.08195**	**0.10781**	**0.00300**	**0.02054**	**0.00300**	**0.02571**
%RSD	0.47144	22.34927	0.43579	23.06366	0.13386	30.79280	8.92247	27.42331	6.78885

	Zr	Pb	Se
	ppm	calc	calc
#1	-0.00047	0.00684	0.00284
#2	-0.00233	0.00799	0.00360
Mean	**-0.00140**	**0.00741**	**0.00322**
%RSD	94.13218	11.00089	16.67502

Method : Paragon File : 080922A Printed : 9/22/2008 17:45:25
SampleId1 : 0809099-1 10X **SampleId2 :** **[SAMPLE]**
Analysis commenced : 9/22/2008 15:58:30
Dilution ratio : 1.00000 to 1.00000 Tray : Position : TUBE29

Final concentrations

	Ag	Al	As	B	Ba	Be	Bi	Ca	Cd
	ppm	ppm	ppm	ppm	ppm	ppm	ppm	ppm	ppm
#1	-0.00108	0.02759	-0.00688	0.05619	0.00311	0.00091	-0.00095	45.57627	-0.00048
#2	-0.00095	0.02932	-0.00468	0.05830	0.00333	0.00098	-0.00164	45.90002	-0.00028
Mean	**-0.00102**	**0.02846**	**-0.00578**	**0.05724**	**0.00322**	**0.00094**	**-0.00129**	**45.73815**	**-0.00038**
%RSD	9.14768	4.30139	26.89450	2.60901	4.74067	4.94038	37.90477	0.50051	36.20330

	Co	Cr	Cu	Fe	K	Li	Mg	Mn	Mo

	ppm	ppm	ppm	ppm	ppm	ppm	ppm	ppm	ppm
#1	-0.00046	-0.00128	-0.00224	0.00763	10.06186	0.05897	58.12034	0.38527	0.09152
#2	-0.00040	-0.00079	-0.00179	0.00464	10.18706	0.05979	58.54910	0.38736	0.09180
Mean	**-0.00043**	**-0.00104**	**-0.00202**	**0.00613**	**10.12446**	**0.05938**	**58.33472**	**0.38631**	**0.09166**
%RSD	9.83680	33.36459	15.59615	34.44885	0.87440	0.98328	0.51971	0.38359	0.21731

	Na	**Ni**	**P**	**Pb I**	**Pb II**	**S**	**Sb**	**Se I**	**Se II**
	ppm	ppm	ppm	ppm	ppm	ppm	ppm	ppm	ppm
#1	223.43710	0.00093	0.00437	-0.00617	-0.00056	190.35179	0.00044	0.00093	0.00801
#2	225.08337	0.00141	0.00532	-0.00257	-0.00140	191.10171	0.00209	0.00993	0.00513
Mean	**224.26023**	**0.00117**	**0.00485**	**-0.00437**	**-0.00098**	**190.72675**	**0.00127**	**0.00543**	**0.00657**
%RSD	0.51908	29.05017	13.82208	58.18169	60.62659	0.27803	92.26010	117.23503	31.00245

	Si	**Sn**	**Sr**	**Th**	**Ti**	**Tl**	**U**	**V**	**Zn**
	ppm	ppm	ppm	ppm	ppm	ppm	ppm	ppm	ppm
#1	1.09316	0.00783	0.86462	0.02040	-0.00105	-0.00589	0.29866	-0.00102	0.00136
#2	1.10999	0.00783	0.87162	0.02694	-0.00103	-0.00179	0.30473	-0.00061	0.00069
Mean	**1.10158**	**0.00783**	**0.86812**	**0.02367**	**-0.00104**	**-0.00384**	**0.30170**	**-0.00081**	**0.00103**
%RSD	1.08070	0.00028	0.57030	19.51986	1.81104	75.60562	1.42073	35.77166	46.38524

	Zr	**Pb**	**Se**
	ppm	calc	calc
#1	-0.00234	-0.00243	0.00565
#2	-0.00257	-0.00179	0.00673
Mean	**-0.00245**	**-0.00211**	**0.00619**
%RSD	6.67105	21.29931	12.30010

Method : Paragon File : 080922A Printed : 9/22/2008 17:45:25
SampleId1 : 0809099-1L 50X **SampleId2 :** **[SAMPLE]**
Analysis commenced : 9/22/2008 16:00:27
Dilution ratio : 1.00000 to 1.00000 Tray : Position : TUBE30

Final concentrations

	Ag	**Al**	**As**	**B**	**Ba**	**Be**	**Bi**	**Ca**	**Cd**
	ppm	ppm	ppm	ppm	ppm	ppm	ppm	ppm	ppm
#1	-0.00085	0.02357	-0.00688	0.00996	0.00020	0.00084	-0.00461	9.37724	-0.00011
#2	-0.00077	0.02345	0.00115	0.01085	0.00012	0.00086	-0.00055	9.33551	-0.00023
Mean	**-0.00081**	**0.02351**	**-0.00287**	**0.01040**	**0.00016**	**0.00085**	**-0.00258**	**9.35638**	**-0.00017**
%RSD	6.31072	0.37313	197.88429	6.00970	36.40357	1.37281	111.38630	0.31533	52.17957

	Co	**Cr**	**Cu**	**Fe**	**K**	**Li**	**Mg**	**Mn**	**Mo**
	ppm	ppm	ppm	ppm	ppm	ppm	ppm	ppm	ppm
#1	-0.00058	-0.00057	-0.00300	-0.00397	1.57098	0.01387	11.68429	0.07915	0.01597
#2	-0.00059	-0.00077	-0.00264	-0.00415	1.56185	0.01385	11.65224	0.07884	0.01771
Mean	**-0.00058**	**-0.00067**	**-0.00282**	**-0.00406**	**1.56642**	**0.01386**	**11.66826**	**0.07900**	**0.01684**
%RSD	0.02500	21.04861	9.03353	3.06041	0.41225	0.11558	0.19420	0.28355	7.29331

	Na	**Ni**	**P**	**Pb I**	**Pb II**	**S**	**Sb**	**Se I**	**Se II**
	ppm	ppm	ppm	ppm	ppm	ppm	ppm	ppm	ppm

#1	44.28956	-0.00001	-0.00857	0.00285	-0.00057	39.59298	-0.00340	-0.00289	-0.00338
#2	44.22521	-0.00064	-0.00384	0.00096	-0.00221	39.48488	-0.00153	-0.00141	-0.00122
Mean	**44.25738**	**-0.00033**	**-0.00621**	**0.00190**	**-0.00139**	**39.53893**	**-0.00246**	**-0.00215**	**-0.00230**
%RSD	0.10282	135.72257	53.97013	70.19267	83.09666	0.19332	53.82154	48.76530	66.43555

	Si	**Sn**	**Sr**	**Th**	**Ti**	**Tl**	**U**	**V**	**Zn**
	ppm	ppm	ppm	ppm	ppm	ppm	ppm	ppm	ppm
#1	0.23549	0.00475	0.17495	0.03786	-0.00080	0.00068	0.05930	-0.00080	-0.00043
#2	0.23526	0.00183	0.17492	0.04513	-0.00076	-0.00054	0.05566	-0.00073	0.00002
Mean	**0.23537**	**0.00329**	**0.17493**	**0.04150**	**-0.00078**	**0.00007**	**0.05748**	**-0.00077**	**-0.00021**
%RSD	0.07018	62.90751	0.01265	12.38355	4.01159	1256.91607	4.47331	5.83256	152.60202

	Zr	**Pb**	**Se**
	ppm	calc	calc
#1	-0.00269	0.00057	-0.00322
#2	-0.00329	-0.00115	-0.00128
Mean	**-0.00299**	**-0.00029**	**-0.00225**
%RSD	14.13953	414.48861	60.80672

Method : Paragon File : 080922A Printed : 9/22/2008 17:45:26
SampleId1 : CCV **SampleId2 :** **[CV]**
Analysis commenced : 9/22/2008 16:02:29
Dilution ratio : 1.00000 to 1.00000 Tray : Position : STD6

Final concentrations

	Ag	**Al**	**As**	**B**	**Ba**	**Be**	**Bi**	**Ca**	**Cd**
	ppm	ppm	ppm	ppm	ppm	ppm	ppm	ppm	ppm
#1	0.21030	54.04550	0.51599	1.09668	1.07047	0.47588	0.53030	52.33019	0.51765
#2	0.21049	53.31235	0.52212	1.09007	1.05672	0.47564	0.52483	52.49307	0.51967
Mean	**0.21040**	**53.67892**	**0.51905**	**1.09337**	**1.06360**	**0.47576**	**0.52756**	**52.41163**	**0.51866**
%RSD	0.06335	0.96576	0.83500	0.42721	0.91395	0.03624	0.73337	0.21975	0.27535

	Co	**Cr**	**Cu**	**Fe**	**K**	**Li**	**Mg**	**Mn**	**Mo**
	ppm	ppm	ppm	ppm	ppm	ppm	ppm	ppm	ppm
#1	0.49760	0.99371	1.07998	19.60608	52.53598	0.53473	52.20860	0.94875	1.01930
#2	0.49676	0.99873	1.06540	19.58358	51.70144	0.52452	51.85393	0.94811	1.01794
Mean	**0.49718**	**0.99622**	**1.07269**	**19.59483**	**52.11871**	**0.52963**	**52.03127**	**0.94843**	**1.01862**
%RSD	0.12008	0.35616	0.96088	0.08121	1.13223	1.36410	0.48200	0.04755	0.09440

	Na	**Ni**	**P**	**Pb I**	**Pb II**	**S**	**Sb**	**Se I**	**Se II**
	ppm	ppm	ppm	ppm	ppm	ppm	ppm	ppm	ppm
#1	52.25766	1.02068	5.00444	1.04750	1.00642	5.01610	0.53540	1.10157	1.00968
#2	51.53048	1.01847	4.96752	1.04662	1.00198	4.98866	0.53137	1.07728	1.01239
Mean	**51.89407**	**1.01957**	**4.98598**	**1.04706**	**1.00420**	**5.00238**	**0.53339**	**1.08943**	**1.01103**
%RSD	0.99086	0.15343	0.52357	0.05999	0.31293	0.38775	0.53473	1.57676	0.18905

	Si	**Sn**	**Sr**	**Th**	**Ti**	**Tl**	**U**	**V**	**Zn**
	ppm	ppm	ppm	ppm	ppm	ppm	ppm	ppm	ppm
#1	4.99361	1.05196	0.49624	0.26140	0.47295	0.55868	5.30119	0.50539	0.97291

#2	4.95494	1.05138	0.49175	0.26427	0.46942	0.53288	5.25106	0.50478	0.98324
Mean	**4.97428**	**1.05167**	**0.49399**	**0.26284**	**0.47118**	**0.54578**	**5.27613**	**0.50509**	**0.97808**
%RSD	0.54973	0.03892	0.64268	0.77321	0.53027	3.34275	0.67182	0.08448	0.74649

	Zr	**Pb**	**Se**
	ppm	calc	calc
#1	0.99403	1.02010	1.04028
#2	0.98906	1.01684	1.03400
Mean	**0.99155**	**1.01847**	**1.03714**
%RSD	0.35447	0.22634	0.42861

Method : Paragon File : 080922A Printed : 9/22/2008 17:45:26
SampleId1 : CCB **SampleId2 :** **[CB]**
Analysis commenced : 9/22/2008 16:04:42
Dilution ratio : 1.00000 to 1.00000 Tray : Position : STD2

Final concentrations

	Ag	**Al**	**As**	**B**	**Ba**	**Be**	**Bi**	**Ca**	**Cd**
	ppm	ppm	ppm	ppm	ppm	ppm	ppm	ppm	ppm
#1	-0.00106	0.02145	-0.00534	-0.00178	-0.00061	0.00084	-0.00440	-0.04394	-0.00032
#2	-0.00026	0.02074	0.00038	-0.00163	-0.00045	0.00081	-0.00474	-0.04499	-0.00011
Mean	**-0.00066**	**0.02109**	**-0.00248**	**-0.00171**	**-0.00053**	**0.00083**	**-0.00457**	**-0.04446**	**-0.00022**
%RSD	85.72292	2.37506	162.80441	6.11081	21.56603	2.86712	5.33370	1.67455	66.35128

	Co	**Cr**	**Cu**	**Fe**	**K**	**Li**	**Mg**	**Mn**	**Mo**
	ppm	ppm	ppm	ppm	ppm	ppm	ppm	ppm	ppm
#1	-0.00160	-0.00099	-0.00296	-0.00248	0.15511	0.00545	-0.02103	-0.00052	-0.00102
#2	-0.00130	-0.00039	-0.00333	-0.00283	0.15931	0.00546	-0.02103	-0.00046	-0.00074
Mean	**-0.00145**	**-0.00069**	**-0.00314**	**-0.00265**	**0.15721**	**0.00545**	**-0.02103**	**-0.00049**	**-0.00088**
%RSD	14.53763	61.14226	8.24402	9.36269	1.88697	0.11756	0.00000	9.13073	22.59339

	Na	**Ni**	**P**	**Pb I**	**Pb II**	**S**	**Sb**	**Se I**	**Se II**
	ppm	ppm	ppm	ppm	ppm	ppm	ppm	ppm	ppm
#1	0.16851	-0.00177	-0.00226	-0.00268	0.00062	-0.00788	-0.00010	-0.00496	0.00628
#2	0.16701	-0.00195	-0.00226	-0.00175	-0.00088	0.00580	-0.00290	0.00048	-0.00574
Mean	**0.16776**	**-0.00186**	**-0.00226**	**-0.00222**	**-0.00013**	**-0.00104**	**-0.00150**	**-0.00224**	**0.00027**
%RSD	0.63298	7.02097	0.00000	29.47224	803.98359	931.60639	131.64553	171.69974	3118.73978

	Si	**Sn**	**Sr**	**Th**	**Ti**	**Tl**	**U**	**V**	**Zn**
	ppm	ppm	ppm	ppm	ppm	ppm	ppm	ppm	ppm
#1	0.01072	-0.00125	-0.00100	0.04201	-0.00079	0.00595	-0.02010	-0.00051	-0.00133
#2	0.01095	0.00402	-0.00099	0.04556	-0.00066	-0.00598	-0.00616	-0.00035	-0.00111
Mean	**0.01084**	**0.00139**	**-0.00099**	**0.04379**	**-0.00072**	**-0.00002**	**-0.01313**	**-0.00043**	**-0.00122**
%RSD	1.46879	268.49753	1.10839	5.74496	12.12684	48334.97077	75.07696	25.75582	13.03006

	Zr	**Pb**	**Se**
	ppm	calc	calc
#1	-0.00292	-0.00048	0.00254
#2	-0.00301	-0.00117	-0.00367

Mean	**-0.00297**	**-0.00083**	**-0.00056NCH**
%RSD	2.26078	59.47575	777.08469

Method : Paragon File : 080922A Printed : 9/22/2008 17:45:26
SampleId1 : 0809099-1MS 10X SampleId2 : [SAMPLE]
Analysis commenced : 9/22/2008 16:06:53
Dilution ratio : 1.00000 to 1.00000 Tray : Position : TUBE31

Final concentrations

	Ag	Al	As	B	Ba	Be	Bi	Ca	Cd
	ppm	ppm	ppm	ppm	ppm	ppm	ppm	ppm	ppm
#1	-0.00052	2.17815	1.94194	1.12535	2.06593	0.04779	-0.00674	42.62360	0.05088
#2	-0.00065	2.19157	1.94518	1.13137	2.06891	0.04769	-0.00360	42.48636	0.05095
Mean	**-0.00058**	**2.18486**	**1.94356**	**1.12836**	**2.06742**	**0.04774**	**-0.00517**	**42.55498**	**0.05091**
%RSD	16.19310	0.43438	0.11795	0.37712	0.10189	0.14853	42.86228	0.22804	0.09173

	Co	Cr	Cu	Fe	K	Li	Mg	Mn	Mo
	ppm	ppm	ppm	ppm	ppm	ppm	ppm	ppm	ppm
#1	0.47954	0.19190	0.25944	0.91387	9.19821	0.05481	54.00947	0.81380	1.07333
#2	0.47805	0.19112	0.26114	0.91202	9.29093	0.05539	54.15214	0.81246	1.07089
Mean	**0.47879**	**0.19151**	**0.26029**	**0.91294**	**9.24457**	**0.05510**	**54.08081**	**0.81313**	**1.07211**
%RSD	0.21907	0.28781	0.46237	0.14379	0.70919	0.74147	0.18654	0.11635	0.16082

	Na	Ni	P	Pb I	Pb II	S	Sb	Se I	Se II
	ppm	ppm	ppm	ppm	ppm	ppm	ppm	ppm	ppm
#1	211.13644	0.50368	0.00658	0.50852	0.49653	177.36464	0.52185	2.12650	1.98751
#2	211.98071	0.50512	-0.00636	0.50797	0.49422	177.58354	0.52194	2.13577	1.96636
Mean	**211.55857**	**0.50440**	**0.00011**	**0.50824**	**0.49538**	**177.47409**	**0.52189**	**2.13113**	**1.97693**
%RSD	0.28218	0.20186	8338.67554	0.07664	0.33022	0.08722	0.01235	0.30769	0.75634

	Si	Sn	Sr	Th	Ti	Tl	U	V	Zn
	ppm	ppm	ppm	ppm	ppm	ppm	ppm	ppm	ppm
#1	2.95903	0.52501	1.28446	0.03098	0.45078	2.14752	0.27805	0.49243	0.47778
#2	2.97870	0.52340	1.28528	0.02982	0.45111	2.15734	0.27563	0.49293	0.47958
Mean	**2.96886**	**0.52421**	**1.28487**	**0.03040**	**0.45094**	**2.15243**	**0.27684**	**0.49268**	**0.47868**
%RSD	0.46855	0.21676	0.04538	2.71081	0.05277	0.32275	0.61880	0.07221	0.26522

	Zr	Pb	Se
	ppm	calc	calc
#1	-0.00545	0.50052	2.03379
#2	-0.00535	0.49880	2.02277
Mean	**-0.00540**	**0.49966**	**2.02828**
%RSD	1.32448	0.24433	0.38405

Method : Paragon File : 080922A Printed : 9/22/2008 17:45:27
SampleId1 : 0809099-1MSD 10X SampleId2 : [SAMPLE]
Analysis commenced : 9/22/2008 16:08:50
Dilution ratio : 1.00000 to 1.00000 Tray : Position : TUBE32

Final concentrations **5:42** **User: ROY FRENCH**

	Ag	Al	As	B	Ba	Be	Bi	Ca	Cd
	ppm	ppm	ppm	ppm	ppm	ppm	ppm	ppm	ppm
#1	0.00009	2.24720	2.06711	1.18684	2.09627	0.05118	-0.00159	45.68858	0.05419
#2	-0.00072	2.27745	2.07035	1.19217	2.10742	0.05113	-0.00251	45.65803	0.05433
Mean	**-0.00032**	**2.26233**	**2.06873**	**1.18951**	**2.10185**	**0.05115**	**-0.00205**	**45.67331**	**0.05426**
%RSD	182.18749	0.94568	0.11068	0.31695	0.37521	0.07016	31.83830	0.04731	0.19186

	Co	Cr	Cu	Fe	K	Li	Mg	Mn	Mo
	ppm	ppm	ppm	ppm	ppm	ppm	ppm	ppm	ppm
#1	0.51087	0.20480	0.26651	0.97082	9.29774	0.05590	56.34771	0.86191	1.13114
#2	0.51089	0.20479	0.26883	0.97205	9.44732	0.05686	56.69825	0.86210	1.12936
Mean	**0.51088**	**0.20479**	**0.26767**	**0.97143**	**9.37253**	**0.05638**	**56.52298**	**0.86201**	**1.13025**
%RSD	0.00175	0.00100	0.61395	0.09012	1.12851	1.20851	0.43852	0.01568	0.11147

	Na	Ni	P	Pb I	Pb II	S	Sb	Se I	Se II
	ppm	ppm	ppm	ppm	ppm	ppm	ppm	ppm	ppm
#1	216.39150	0.54006	-0.00194	0.54054	0.51451	184.09675	0.54331	2.21718	2.01578
#2	219.05392	0.54023	-0.00257	0.54252	0.51908	184.85215	0.54565	2.22375	2.04212
Mean	**217.72271**	**0.54015**	**-0.00226**	**0.54153**	**0.51679**	**184.47445**	**0.54448**	**2.22047**	**2.02895**
%RSD	0.86468	0.02175	19.77209	0.25834	0.62507	0.28955	0.30364	0.20929	0.91821

	Si	Sn	Sr	Th	Ti	Tl	U	V	Zn
	ppm	ppm	ppm	ppm	ppm	ppm	ppm	ppm	ppm
#1	3.09110	0.55697	1.30767	0.04724	0.47127	2.24373	0.28347	0.52076	0.53277
#2	3.12416	0.56617	1.31427	0.04636	0.47268	2.22992	0.28892	0.52143	0.52940
Mean	**3.10763**	**0.56157**	**1.31097**	**0.04680**	**0.47197**	**2.23682**	**0.28619**	**0.52109**	**0.53108**
%RSD	0.75235	1.15821	0.35559	1.33002	0.21096	0.43654	1.34728	0.08970	0.44823

	Zr	Pb	Se
	ppm	calc	calc
#1	-0.00656	0.52318	2.08284
#2	-0.00651	0.52688	2.10261
Mean	**-0.00654**	**0.52503**	**2.09272**
%RSD	0.52995	0.49911	0.66773

Method : Paragon File : 080922A Printed : 9/22/2008 17:45:27
SampleId1 : 0809099-2 5X **SampleId2 :** **[SAMPLE]**
Analysis commenced : 9/22/2008 16:10:47
Dilution ratio : 1.00000 to 1.00000 Tray : Position : TUBE33

Final concentrations

	Ag	Al	As	B	Ba	Be	Bi	Ca	Cd
	ppm	ppm	ppm	ppm	ppm	ppm	ppm	ppm	ppm
#1	0.00183	0.03451	-0.00765	0.05992	0.01534	0.00084	0.00531	130.17146	0.00046
#2	0.00051	0.03591	0.00180	0.05776	0.01505	0.00086	-0.00178	130.44345	0.00001
Mean	**0.00117**	**0.03521**	**-0.00292**	**0.05884**	**0.01519**	**0.00085**	**0.00177**	**130.30746**	**0.00024**
%RSD	79.74355	2.80922	228.73747	2.59724	1.38205	1.53465	283.70342	0.14759	134.58930

ted: 9/22/2008 17:45:42 User: ROY FRENCH

	Co	Cr	Cu	Fe	K	Li	Mg	Mn	Mo
	ppm	ppm	ppm	ppm	ppm	ppm	ppm	ppm	ppm
#1	0.00320	0.00244	-0.00087	0.08243	11.95205	0.05807	57.14919	0.69293	0.07311
#2	0.00165	0.00116	-0.00193	0.08216	12.00701	0.05828	57.32801	0.69560	0.06950
Mean	**0.00242**	**0.00180**	**-0.00140**	**0.08229**	**11.97953**	**0.05817**	**57.23860**	**0.69426**	**0.07131**
%RSD	45.32069	50.53608	53.36730	0.22663	0.32441	0.24956	0.22091	0.27230	3.58491

	Na	Ni	P	Pb I	Pb II	S	Sb	Se I	Se II
	ppm	ppm	ppm	ppm	ppm	ppm	ppm	ppm	ppm
#1	272.02828	0.00346	0.00879	0.01291	-0.01085	224.34603	0.00855	0.01571	0.00501
#2	271.66499	0.00256	0.00721	0.00362	-0.00435	225.59096	0.00234	0.01322	0.00516
Mean	**271.84664**	**0.00301**	**0.00800**	**0.00827**	**-0.00760**	**224.96850**	**0.00544**	**0.01446**	**0.00509**
%RSD	0.09450	21.28442	13.94847	79.47133	60.49763	0.39130	80.75074	12.15297	2.09501

	Si	Sn	Sr	Th	Ti	Tl	U	V	Zn
	ppm	ppm	ppm	ppm	ppm	ppm	ppm	ppm	ppm
#1	1.97047	0.01456	1.46639	0.01969	-0.00101	0.00164	0.26165	0.00220	0.00495
#2	1.96755	0.01017	1.46826	0.02050	-0.00121	-0.00415	0.23256	0.00103	0.00473
Mean	**1.96901**	**0.01236**	**1.46732**	**0.02009**	**-0.00111**	**-0.00126**	**0.24711**	**0.00161**	**0.00484**
%RSD	0.10489	25.10725	0.09023	2.84849	12.99696	326.50047	8.32350	51.36771	3.27770

	Zr	Pb	Se
	ppm	calc	calc
#1	-0.00057	-0.00294	0.00857
#2	-0.00166	-0.00169	0.00785
Mean	**-0.00112**	**-0.00232**	**0.00821**
%RSD	69.09341	37.94238	6.26448

Method : Paragon File : 080922A Printed : 9/22/2008 17:45:27
SampleId1 : 0809099-3 5X SampleId2 : [SAMPLE]
Analysis commenced : 9/22/2008 16:12:45
Dilution ratio : 1.00000 to 1.00000 Tray : Position : TUBE34

Final concentrations

	Ag	Al	As	B	Ba	Be	Bi	Ca	Cd
	ppm	ppm	ppm	ppm	ppm	ppm	ppm	ppm	ppm
#1	0.00024	0.04866	-0.00303	0.08732	0.00649	0.00113	-0.00361	96.96867	0.00001
#2	-0.00129	0.04513	-0.00578	0.08673	0.00627	0.00123	-0.00002	97.09664	-0.00044
Mean	**-0.00052**	**0.04689**	**-0.00441**	**0.08703**	**0.00638**	**0.00118**	**-0.00181**	**97.03266**	**-0.00022**
%RSD	206.27504	5.33401	44.10120	0.47884	2.39370	6.05230	140.12282	0.09325	144.72174

	Co	Cr	Cu	Fe	K	Li	Mg	Mn	Mo
	ppm	ppm	ppm	ppm	ppm	ppm	ppm	ppm	ppm
#1	0.00032	-0.00014	-0.00217	-0.00538	15.90429	0.08015	84.81809	0.95060	0.17330
#2	-0.00111	-0.00137	-0.00278	-0.00652	16.19734	0.08150	85.46526	0.95500	0.17034
Mean	**-0.00040**	**-0.00076**	**-0.00248**	**-0.00595**	**16.05081**	**0.08082**	**85.14167**	**0.95280**	**0.17182**
%RSD	255.12921	114.60466	17.48211	13.57599	1.29101	1.18204	0.53747	0.32660	1.21711

	Na	Ni	P	Pb I	Pb II	S	Sb	Se I	Se II
	ppm	ppm	ppm	ppm	ppm	ppm	ppm	ppm	ppm
#1	301.16613	0.00635	0.01448	0.00542	-0.00412	301.71294	-0.00086	0.00850	0.01296
#2	302.42707	0.00537	0.00343	0.00046	0.00151	303.48816	-0.00190	0.01531	0.02254
Mean	**301.79660**	**0.00586**	**0.00895**	**0.00294**	**-0.00131**	**302.60055**	**-0.00138**	**0.01191**	**0.01775**
%RSD	0.29544	11.83018	87.30580	119.42076	304.60284	0.41483	53.48419	40.45707	38.14394

	Si	Sn	Sr	Th	Ti	Tl	U	V	Zn
	ppm	ppm	ppm	ppm	ppm	ppm	ppm	ppm	ppm
#1	2.57991	0.01441	1.66340	0.03123	-0.00069	-0.00310	0.33867	0.02858	0.00181
#2	2.60847	0.01749	1.67945	0.02749	-0.00110	-0.00852	0.31201	0.02766	0.00293
Mean	**2.59419**	**0.01595**	**1.67142**	**0.02936**	**-0.00089**	**-0.00581**	**0.32534**	**0.02812**	**0.00237**
%RSD	0.77863	13.62708	0.67894	9.02669	32.32235	65.95503	5.79478	2.30637	33.43844

	Zr	Pb	Se
	ppm	calc	calc
#1	-0.00293	-0.00095	0.01148
#2	-0.00350	0.00116	0.02013
Mean	**-0.00322**	**0.00011**	**0.01581**
%RSD	12.50485	1402.06338	38.72413

Method : Paragon File : 080922A Printed : 9/22/2008 17:45:27
SampleId1 : 0809099-4 5X **SampleId2 :** **[SAMPLE]**
Analysis commenced : 9/22/2008 16:14:43
Dilution ratio : 1.00000 to 1.00000 Tray : Position : TUBE35

Final concentrations

	Ag	Al	As	B	Ba	Be	Bi	Ca	Cd
	ppm	ppm	ppm	ppm	ppm	ppm	ppm	ppm	ppm
#1	-0.00074	0.04345	-0.00402	0.03506	0.01564	0.00104	-0.00204	81.08809	-0.00018
#2	-0.00020	0.03991	-0.00259	0.03565	0.01540	0.00107	0.00039	80.82404	0.00020
Mean	**-0.00047**	**0.04168**	**-0.00331**	**0.03536**	**0.01552**	**0.00106**	**-0.00083**	**80.95607**	**0.00001**
%RSD	82.42158	6.01399	30.55512	1.17879	1.10716	2.24679	207.42328	0.23063	2401.76548

	Co	Cr	Cu	Fe	K	Li	Mg	Mn	Mo
	ppm	ppm	ppm	ppm	ppm	ppm	ppm	ppm	ppm
#1	0.00069	0.00042	-0.00303	0.01870	9.45247	0.04120	47.52600	0.59080	0.01626
#2	0.00027	-0.00013	-0.00365	0.01791	9.43021	0.04103	47.38389	0.58998	0.01485
Mean	**0.00048**	**0.00015**	**-0.00334**	**0.01830**	**9.44134**	**0.04112**	**47.45495**	**0.59039**	**0.01555**
%RSD	61.25215	264.00931	13.12783	3.05551	0.16674	0.28757	0.21175	0.09903	6.40447

	Na	Ni	P	Pb I	Pb II	S	Sb	Se I	Se II
	ppm	ppm	ppm	ppm	ppm	ppm	ppm	ppm	ppm
#1	213.22477	0.00019	0.00343	0.00161	-0.00388	154.99615	0.00321	0.00392	0.00381
#2	212.02839	0.00062	0.01385	-0.00072	-0.00259	154.30540	-0.00300	-0.00502	0.00490
Mean	**212.62658**	**0.00040**	**0.00864**	**0.00045**	**-0.00324**	**154.65078**	**0.00011**	**-0.00055**	**0.00435**
%RSD	0.39787	74.65025	85.32693	367.09347	28.06422	0.31583	4125.29114	1151.13690	17.58320

	Si	Sn	Sr	Th	Ti	Tl	U	V	Zn

	ppm	ppm	ppm	ppm	ppm	ppm	ppm	ppm	ppm
#1	1.55780	0.01266	1.02527	0.01624	-0.00107	0.00182	0.10231	-0.00019	0.00226
#2	1.55487	0.00885	1.02055	0.00920	-0.00135	-0.00491	0.08777	-0.00044	0.00226
Mean	**1.55633**	**0.01076**	**1.02291**	**0.01272**	**-0.00121**	**-0.00154**	**0.09504**	**-0.00032**	**0.00226**
%RSD	0.13326	25.01595	0.32645	39.11864	16.10217	307.75552	10.82141	56.28442	0.00000

	Zr	**Pb**	**Se**
	ppm	calc	calc
#1	-0.00163	-0.00205	0.00385
#2	-0.00150	-0.00197	0.00159
Mean	**-0.00156**	**-0.00201**	**0.00272**
%RSD	5.67399	2.83472	58.58369

Method : Paragon File : 080922A Printed : 9/22/2008 17:45:28
SampleId1 : 0809099-5 10X **SampleId2 :** **[SAMPLE]**
Analysis commenced : 9/22/2008 16:16:41
Dilution ratio : 1.00000 to 1.00000 Tray : Position : TUBE36

Final concentrations

	Ag	**Al**	**As**	**B**	**Ba**	**Be**	**Bi**	**Ca**	**Cd**
	ppm	ppm	ppm	ppm	ppm	ppm	ppm	ppm	ppm
#1	-0.00092	0.03807	-0.00545	0.09543	0.00241	0.00109	-0.00259	54.23116	-0.00040
#2	-0.00092	0.03715	-0.00336	0.09621	0.00252	0.00117	-0.00351	54.58250	-0.00077
Mean	**-0.00092**	**0.03761**	**-0.00441**	**0.09582**	**0.00247**	**0.00113**	**-0.00305**	**54.40683**	**-0.00058**
%RSD	0.40813	1.73039	33.51694	0.57986	3.09705	5.19311	21.46168	0.45662	45.14501

	Co	**Cr**	**Cu**	**Fe**	**K**	**Li**	**Mg**	**Mn**	**Mo**
	ppm	ppm	ppm	ppm	ppm	ppm	ppm	ppm	ppm
#1	-0.00040	-0.00099	-0.00374	-0.00661	19.98515	0.06757	70.56776	0.54190	0.07255
#2	0.00031	-0.00051	-0.00338	-0.00573	20.29286	0.06882	71.27833	0.54546	0.07269
Mean	**-0.00004**	**-0.00075**	**-0.00356**	**-0.00617**	**20.13901**	**0.06820**	**70.92305**	**0.54368**	**0.07262**
%RSD	1146.31365	45.98963	7.04255	10.07120	1.08041	1.29024	0.70843	0.46309	0.13714

	Na	**Ni**	**P**	**Pb I**	**Pb II**	**S**	**Sb**	**Se I**	**Se II**
	ppm	ppm	ppm	ppm	ppm	ppm	ppm	ppm	ppm
#1	347.39209	0.00108	-0.00668	-0.00361	0.00118	279.51412	-0.00218	-0.00599	0.00550
#2	350.26361	0.00019	0.00406	-0.00210	-0.00202	281.93986	-0.00239	0.00591	0.00859
Mean	**348.82785**	**0.00063**	**-0.00131**	**-0.00285**	**-0.00042**	**280.72699**	**-0.00228**	**-0.00004**	**0.00705**
%RSD	0.58208	98.99352	578.98086	37.55340	536.87147	0.61101	6.49708	21219.57473	31.03742

	Si	**Sn**	**Sr**	**Th**	**Ti**	**Tl**	**U**	**V**	**Zn**
	ppm	ppm	ppm	ppm	ppm	ppm	ppm	ppm	ppm
#1	0.95791	0.01090	1.18532	0.01545	-0.00104	-0.01065	0.25141	-0.00058	0.00024
#2	0.97782	0.00636	1.19559	0.02576	-0.00080	-0.00010	0.25868	-0.00067	0.00226
Mean	**0.96786**	**0.00863**	**1.19046**	**0.02061**	**-0.00092**	**-0.00537**	**0.25504**	**-0.00062**	**0.00125**
%RSD	1.45423	37.16594	0.60992	35.37823	18.33416	138.74252	2.01595	10.71838	114.18728

	Zr	**Pb**	**Se**
	ppm	calc	calc

#1	-0.00173	-0.00042	0.00167**NCH**
#2	-0.00167	-0.00204	0.00770
Mean	**-0.00170**	**-0.00123**	**0.00469**
%RSD	2.38818	93.47627	90.93237

Method : Paragon File : 080922A Printed : 9/22/2008 17:45:28
SampleId1 : 0809099-6 10X SampleId2 : [SAMPLE]
Analysis commenced : 9/22/2008 16:18:40
Dilution ratio : 1.00000 to 1.00000 Tray : Position : TUBE37

Final concentrations

	Ag	**Al**	**As**	**B**	**Ba**	**Be**	**Bi**	**Ca**	**Cd**
	ppm	ppm	ppm	ppm	ppm	ppm	ppm	ppm	ppm
#1	-0.00071	0.04860	-0.00831	0.10053	0.00257	0.00112	-0.00027	60.80043	0.00012
#2	-0.00071	0.05040	-0.00644	0.10098	0.00252	0.00111	-0.00108	61.11451	-0.00034
Mean	**-0.00071**	**0.04950**	**-0.00738**	**0.10076**	**0.00255**	**0.00112**	**-0.00067**	**60.95747**	**-0.00011**
%RSD	0.11405	2.56527	17.91935	0.31019	1.49927	0.99434	85.22256	0.36434	287.06073

	Co	**Cr**	**Cu**	**Fe**	**K**	**Li**	**Mg**	**Mn**	**Mo**
	ppm	ppm	ppm	ppm	ppm	ppm	ppm	ppm	ppm
#1	0.00031	0.00121	-0.00346	0.00499	26.51447	0.07031	67.97094	0.55112	0.07232
#2	0.00014	0.00039	-0.00356	0.00508	26.44402	0.07025	68.20157	0.55334	0.07462
Mean	**0.00022**	**0.00080**	**-0.00351**	**0.00503**	**26.47924**	**0.07028**	**68.08625**	**0.55223**	**0.07347**
%RSD	56.34523	71.82715	1.89363	1.23426	0.18814	0.05896	0.23952	0.28497	2.21424

	Na	**Ni**	**P**	**Pb I**	**Pb II**	**S**	**Sb**	**Se I**	**Se II**
	ppm	ppm	ppm	ppm	ppm	ppm	ppm	ppm	ppm
#1	408.04176	0.01058	0.00343	-0.00467	-0.00429	285.60022	0.00215	0.00358	0.00061
#2	408.01354	0.00890	0.00216	0.00101	0.00022	286.84864	0.00021	0.00024	0.00795
Mean	**408.02765**	**0.00974**	**0.00279**	**-0.00183**	**-0.00203**	**286.22443**	**0.00118**	**0.00191**	**0.00428**
%RSD	0.00489	12.21481	31.96898	219.83721	156.78955	0.30842	116.64341	123.48814	121.24976

	Si	**Sn**	**Sr**	**Th**	**Ti**	**Tl**	**U**	**V**	**Zn**
	ppm	ppm	ppm	ppm	ppm	ppm	ppm	ppm	ppm
#1	0.87985	0.00841	1.24349	0.01949	-0.00089	-0.00178	0.24352	-0.00051	0.00047
#2	0.88268	0.00314	1.24436	0.03319	-0.00098	-0.00169	0.25140	-0.00111	0.00181
Mean	**0.88127**	**0.00578**	**1.24393**	**0.02634**	**-0.00094**	**-0.00173**	**0.24746**	**-0.00081**	**0.00114**
%RSD	0.22673	64.47213	0.04957	36.77858	6.69401	3.88182	2.25104	52.35527	83.62740

	Zr	**Pb**	**Se**
	ppm	calc	calc
#1	-0.00162	-0.00442	0.00160
#2	-0.00274	0.00049	0.00538
Mean	**-0.00218**	**-0.00197**	**0.00349**
%RSD	36.30092	176.31756	76.58661

Method : Paragon File : 080922A Printed : 9/22/2008 17:45:28
SampleId1 : 0809099-7 10X SampleId2 : [SAMPLE]
Analysis commenced : 9/22/2008 16:20:38

Dilution ratio : 1.00000 to 1.00000 Tray : Position : TUBE38

Final concentrations

	Ag	Al	As	B	Ba	Be	Bi	Ca	Cd
	ppm	ppm	ppm	ppm	ppm	ppm	ppm	ppm	ppm
#1	0.00021	0.04590	-0.00303	0.04916	0.00184	0.00119	0.00529	55.55274	-0.00011
#2	-0.00060	0.04356	-0.00017	0.05024	0.00201	0.00124	0.00285	55.74862	0.00000
Mean	**-0.00020**	**0.04473**	**-0.00160**	**0.04970**	**0.00193**	**0.00122**	**0.00407**	**55.65068**	**-0.00005**
%RSD	291.55244	3.69868	126.05257	1.53738	5.94817	2.89205	42.34639	0.24888	146.63681

	Co	Cr	Cu	Fe	K	Li	Mg	Mn	Mo
	ppm	ppm	ppm	ppm	ppm	ppm	ppm	ppm	ppm
#1	0.00091	0.00008	-0.00298	-0.00591	20.45009	0.07206	64.40289	0.65442	0.18973
#2	0.00079	0.00020	-0.00298	-0.00582	20.48281	0.07216	64.58607	0.65639	0.19184
Mean	**0.00085**	**0.00014**	**-0.00298**	**-0.00586**	**20.46645**	**0.07211**	**64.49448**	**0.65541**	**0.19079**
%RSD	9.93233	58.11732	0.00798	1.05996	0.11302	0.09723	0.20084	0.21283	0.78293

	Na	Ni	P	Pb I	Pb II	S	Sb	Se I	Se II
	ppm	ppm	ppm	ppm	ppm	ppm	ppm	ppm	ppm
#1	256.78403	0.00086	0.00248	0.00214	-0.00446	282.72959	-0.00085	0.01010	-0.00521
#2	256.50059	0.00113	0.00911	0.00791	-0.00595	283.64738	0.00330	0.00214	0.00357
Mean	**256.64231**	**0.00099**	**0.00579**	**0.00503**	**-0.00520**	**283.18849**	**0.00122**	**0.00612**	**-0.00082**
%RSD	0.07809	19.71991	80.93408	81.08452	20.12859	0.22917	239.53764	91.96407	759.70149

	Si	Sn	Sr	Th	Ti	Tl	U	V	Zn
	ppm	ppm	ppm	ppm	ppm	ppm	ppm	ppm	ppm
#1	1.14832	0.01149	1.10852	0.02227	-0.00119	-0.00543	0.18414	-0.00001	0.00114
#2	1.15276	0.00841	1.10893	0.01635	-0.00102	-0.00393	0.18354	0.00009	0.00091
Mean	**1.15054**	**0.00995**	**1.10872**	**0.01931**	**-0.00110**	**-0.00468**	**0.18384**	**0.00004**	**0.00103**
%RSD	0.27254	21.84334	0.02646	21.67142	10.82312	22.55947	0.23312	168.99174	15.46175

	Zr	Pb	Se
	ppm	calc	calc
#1	-0.00158	-0.00226	-0.00011
#2	-0.00139	-0.00133	0.00310
Mean	**-0.00149**	**-0.00180**	**0.00149**
%RSD	9.24561	36.60963	151.78185

Method : Paragon File : 080922A Printed : 9/22/2008 17:45:29
SampleId1 : 0809099-8 50X SampleId2 : [SAMPLE]
Analysis commenced : 9/22/2008 16:22:37
Dilution ratio : 1.00000 to 1.00000 Tray : Position : TUBE39

Final concentrations

	Ag	Al	As	B	Ba	Be	Bi	Ca	Cd
	ppm	ppm	ppm	ppm	ppm	ppm	ppm	ppm	ppm
#1	-0.00030	0.04688	-0.00556	0.01497	-0.00026	0.00081	-0.00044	11.57884	0.00014
#2	-0.00064	0.04269	-0.00072	0.01591	-0.00029	0.00086	-0.00043	11.61560	-0.00041

Mean	**-0.00047**	**0.04479**	**-0.00314**	**0.01544**	**-0.00027**	**0.00083**	**-0.00044**	**11.59722**	**-0.00014**
%RSD	52.23261	6.62040	108.84325	4.27466	6.95097	4.24567	0.47286	0.22411	278.51808

	Co	**Cr**	**Cu**	**Fe**	**K**	**Li**	**Mg**	**Mn**	**Mo**
	ppm	ppm	ppm	ppm	ppm	ppm	ppm	ppm	ppm
#1	-0.00065	-0.00033	-0.00407	-0.00169	5.97077	0.02133	21.77730	0.18633	0.02668
#2	-0.00035	0.00009	-0.00417	-0.00204	6.04175	0.02153	21.94081	0.18747	0.02710
Mean	**-0.00050**	**-0.00012**	**-0.00412**	**-0.00186**	**6.00626**	**0.02143**	**21.85906**	**0.18690**	**0.02689**
%RSD	42.63002	251.67089	1.66638	13.33570	0.83563	0.63484	0.52895	0.43180	1.11116

	Na	**Ni**	**P**	**Pb I**	**Pb II**	**S**	**Sb**	**Se I**	**Se II**
	ppm	ppm	ppm	ppm	ppm	ppm	ppm	ppm	ppm
#1	111.39333	0.00150	-0.00005	0.00289	-0.00125	89.50454	-0.00023	-0.00028	-0.00474
#2	112.08847	0.00141	0.00248	0.00198	-0.00123	90.59351	-0.00302	-0.00124	-0.01144
Mean	**111.74090**	**0.00146**	**0.00121**	**0.00244**	**-0.00124**	**90.04903**	**-0.00162**	**-0.00076**	**-0.00809**
%RSD	0.43989	4.48750	147.02861	26.48331	0.75237	0.85511	121.73113	88.89247	58.53294

	Si	**Sn**	**Sr**	**Th**	**Ti**	**Tl**	**U**	**V**	**Zn**
	ppm	ppm	ppm	ppm	ppm	ppm	ppm	ppm	ppm
#1	0.21687	0.00490	0.27272	0.02877	-0.00070	-0.00957	0.04293	0.00040	-0.00066
#2	0.21882	0.00592	0.27574	0.02683	-0.00096	-0.00061	0.05627	0.00031	-0.00111
Mean	**0.21785**	**0.00541**	**0.27423**	**0.02780**	**-0.00083**	**-0.00509**	**0.04960**	**0.00036**	**-0.00088**
%RSD	0.63298	13.38817	0.77837	4.94850	22.01810	124.48672	19.00917	18.81234	36.01501

	Zr	**Pb**	**Se**
	ppm	calc	calc
#1	-0.00217	0.00013	-0.00326
#2	-0.00169	-0.00016	-0.00804
Mean	**-0.00193**	**-0.00002**	**-0.00565**
%RSD	17.85402	1213.43305	59.89271

Method : Paragon File : 080922A Printed : 9/22/2008 17:45:29
SampleId1 : 0809099-9 10X **SampleId2 :** **[SAMPLE]**
Analysis commenced : 9/22/2008 16:24:36
Dilution ratio : 1.00000 to 1.00000 Tray : Position : TUBE40

Final concentrations

	Ag	**Al**	**As**	**B**	**Ba**	**Be**	**Bi**	**Ca**	**Cd**
	ppm	ppm	ppm	ppm	ppm	ppm	ppm	ppm	ppm
#1	0.00113	0.05623	0.00290	0.07686	0.00409	0.00114	0.00228	67.62940	0.00035
#2	-0.00001	0.05145	-0.00116	0.08015	0.00417	0.00121	0.00529	68.93287	0.00008
Mean	**0.00056**	**0.05384**	**0.00087**	**0.07851**	**0.00413**	**0.00117**	**0.00378**	**68.28113**	**0.00022**
%RSD	143.39870	6.26860	330.55580	2.96376	1.38807	4.05732	56.38054	1.34986	86.10064

	Co	**Cr**	**Cu**	**Fe**	**K**	**Li**	**Mg**	**Mn**	**Mo**
	ppm	ppm	ppm	ppm	ppm	ppm	ppm	ppm	ppm
#1	0.00199	0.00025	-0.00308	-0.00450	24.03535	0.05755	59.40932	0.48355	0.06776
#2	0.00187	0.00080	-0.00245	-0.00406	24.51040	0.05868	60.51894	0.49365	0.06748
Mean	**0.00193**	**0.00052**	**-0.00277**	**-0.00428**	**24.27288**	**0.05812**	**59.96413**	**0.48860**	**0.06762**

%RSD	4.39744	74.87142	16.09391	7.25833	1.38388	1.37535	1.30848	1.46244	0.29457

	Na	**Ni**	**P**	**Pb I**	**Pb II**	**S**	**Sb**	**Se I**	**Se II**
	ppm	ppm	ppm	ppm	ppm	ppm	ppm	ppm	ppm
#1	373.54027	0.00056	-0.01615	0.00634	-0.00651	223.43828	0.00336	0.00809	-0.00449
#2	376.92264	0.00182	0.00816	0.01117	-0.00777	227.80994	0.00294	0.01670	-0.00773
Mean	**375.23146**	**0.00119**	**-0.00400**	**0.00876**	**-0.00714**	**225.62411**	**0.00315**	**0.01239**	**-0.00611**
%RSD	0.63739	74.79554	430.34997	39.05812	12.50231	1.37008	9.40723	49.12838	37.46246

	Si	**Sn**	**Sr**	**Th**	**Ti**	**Tl**	**U**	**V**	**Zn**
	ppm	ppm	ppm	ppm	ppm	ppm	ppm	ppm	ppm
#1	0.90116	0.01412	1.27927	0.00790	-0.00126	0.00286	0.20535	0.00110	0.00091
#2	0.92072	0.01105	1.30170	0.01766	-0.00095	0.00799	0.20050	0.00056	0.00181
Mean	**0.91094**	**0.01258**	**1.29048**	**0.01278**	**-0.00110**	**0.00542**	**0.20293**	**0.00083**	**0.00136**
%RSD	1.51770	17.27144	1.22892	54.02844	19.93732	66.89603	1.68943	45.75335	46.57177

	Zr	**Pb**	**Se**
	ppm	calc	calc
#1	-0.00052	-0.00223	-0.00030
#2	-0.00093	-0.00146	0.00041
Mean	**-0.00072**	**-0.00185**	**0.00005**
%RSD	39.36775	29.43536	981.07359

Method : Paragon File : 080922A Printed : 9/22/2008 17:45:29
SampleId1 : CCV **SampleId2 :** **[CV]**
Analysis commenced : 9/22/2008 16:28:40
Dilution ratio : 1.00000 to 1.00000 Tray : Position : STD6

Final concentrations

	Ag	**Al**	**As**	**B**	**Ba**	**Be**	**Bi**	**Ca**	**Cd**
	ppm	ppm	ppm	ppm	ppm	ppm	ppm	ppm	ppm
#1	0.20701	52.35085	0.50121	1.06648	1.04463	0.47565	0.51252	52.60666	0.51547
#2	0.20606	52.41416	0.50712	1.07529	1.04833	0.47482	0.51415	52.27424	0.51516
Mean	**0.20653**	**52.38250**	**0.50417**	**1.07089**	**1.04648**	**0.47524**	**0.51334**	**52.44045**	**0.51531**
%RSD	0.32794	0.08545	0.82906	0.58162	0.24964	0.12348	0.22507	0.44823	0.04243

	Co	**Cr**	**Cu**	**Fe**	**K**	**Li**	**Mg**	**Mn**	**Mo**
	ppm	ppm	ppm	ppm	ppm	ppm	ppm	ppm	ppm
#1	0.49454	0.99563	1.04523	19.55437	50.42672	0.50903	51.22449	0.94607	1.01269
#2	0.49383	0.99285	1.05110	19.51628	50.76670	0.51224	51.23563	0.94435	1.01115
Mean	**0.49419**	**0.99424**	**1.04816**	**19.53532**	**50.59671**	**0.51063**	**51.23006**	**0.94521**	**1.01192**
%RSD	0.10167	0.19785	0.39570	0.13786	0.47514	0.44348	0.01538	0.12882	0.10814

	Na	**Ni**	**P**	**Pb I**	**Pb II**	**S**	**Sb**	**Se I**	**Se II**
	ppm	ppm	ppm	ppm	ppm	ppm	ppm	ppm	ppm
#1	50.13853	1.01572	4.88728	1.03183	1.00194	4.92009	0.52461	1.06688	0.99529
#2	50.18424	1.01012	4.86289	1.02928	0.99573	4.93037	0.52523	1.06728	1.00119
Mean	**50.16139**	**1.01292**	**4.87509**	**1.03056**	**0.99884**	**4.92523**	**0.52492**	**1.06708**	**0.99824**
%RSD	0.06444	0.39126	0.35375	0.17460	0.43975	0.14768	0.08402	0.02619	0.41793

ted: 9/22/2008 17:45:43 User: ROY FRENCH

	Si	Sn	Sr	Th	Ti	Tl	U	V	Zn
	ppm	ppm	ppm	ppm	ppm	ppm	ppm	ppm	ppm
#1	4.85956	1.04016	0.48813	0.26734	0.46890	0.52903	5.16227	0.50311	0.98571
#2	4.85434	1.04249	0.48938	0.26352	0.46990	0.53171	5.18526	0.50162	0.97785
Mean	**4.85695**	**1.04132**	**0.48875**	**0.26543**	**0.46940**	**0.53037**	**5.17376**	**0.50237**	**0.98178**
%RSD	0.07595	0.15827	0.18118	1.01729	0.15075	0.35731	0.31414	0.20951	0.56584

	Zr	Pb	Se
	ppm	calc	calc
#1	0.98498	1.01190	1.01913
#2	0.98570	1.00691	1.02320
Mean	**0.98534**	**1.00940**	**1.02117**
%RSD	0.05179	0.34961	0.28162

Method : Paragon File : 080922A Printed : 9/22/2008 17:45:30
SampleId1 : CCB SampleId2 : [CB]
Analysis commenced : 9/22/2008 16:30:54
Dilution ratio : 1.00000 to 1.00000 Tray : Position : STD2

Final concentrations

	Ag	Al	As	B	Ba	Be	Bi	Ca	Cd
	ppm	ppm	ppm	ppm	ppm	ppm	ppm	ppm	ppm
#1	-0.00040	0.03132	-0.00468	-0.00109	-0.00053	0.00064	-0.00254	-0.04209	-0.00007
#2	-0.00080	0.02124	-0.00039	-0.00144	-0.00053	0.00063	-0.00405	-0.04420	-0.00051
Mean	**-0.00060**	**0.02628**	**-0.00254**	**-0.00126**	**-0.00053**	**0.00063**	**-0.00329**	**-0.04315**	**-0.00029**
%RSD	47.14832	27.11946	119.45947	19.24902	0.00000	1.85162	32.41057	3.45126	105.35029

	Co	Cr	Cu	Fe	K	Li	Mg	Mn	Mo
	ppm	ppm	ppm	ppm	ppm	ppm	ppm	ppm	ppm
#1	-0.00041	-0.00019	-0.00351	-0.00178	0.17828	0.00571	-0.01662	-0.00040	-0.00173
#2	-0.00041	0.00018	-0.00369	-0.00292	0.18193	0.00570	-0.01736	-0.00046	-0.00083
Mean	**-0.00041**	**-0.00001**	**-0.00360**	**-0.00235**	**0.18010**	**0.00570**	**-0.01699**	**-0.00043**	**-0.00128**
%RSD	0.16571	4573.68386	3.50508	34.41617	1.43232	0.22475	3.05854	10.48459	49.25184

	Na	Ni	P	Pb I	Pb II	S	Sb	Se I	Se II
	ppm	ppm	ppm	ppm	ppm	ppm	ppm	ppm	ppm
#1	0.17753	-0.00068	-0.00005	0.00089	-0.00411	-0.00446	-0.00032	-0.00688	-0.00365
#2	0.17505	-0.00158	-0.00952	-0.00362	-0.00213	0.00238	0.00144	-0.00056	-0.00013
Mean	**0.17629**	**-0.00113**	**-0.00478**	**-0.00136**	**-0.00312**	**-0.00104**	**0.00056**	**-0.00372**	**-0.00189**
%RSD	0.99319	56.60206	139.99756	234.33391	45.02004	465.79928	222.77196	120.20597	132.01792

	Si	Sn	Sr	Th	Ti	Tl	U	V	Zn
	ppm	ppm	ppm	ppm	ppm	ppm	ppm	ppm	ppm
#1	0.00578	0.00358	-0.00097	0.03684	-0.00105	-0.00076	-0.00071	-0.00051	-0.00066
#2	0.00541	0.00373	-0.00096	0.04541	-0.00060	-0.00095	-0.00252	-0.00051	-0.00066
Mean	**0.00559**	**0.00366**	**-0.00097**	**0.04112**	**-0.00083**	**-0.00085**	**-0.00161**	**-0.00051**	**-0.00066**
%RSD	4.62000	2.82032	0.56982	14.72453	38.72148	15.55474	79.62024	0.03839	0.00000

	Zr	Pb	SeNCH
	ppm	calc	calc
#1	-0.00222	-0.00244	-0.00473
#2	-0.00264	-0.00262	-0.00027
Mean	**-0.00243**	**-0.00253**	**-0.00250**
%RSD	12.09225	4.98698	126.16324

Method : Paragon File : 080922A Printed : 9/22/2008 17:45:30
SampleId1 : 0809099-10 10X SampleId2 : [SAMPLE]
Analysis commenced : 9/22/2008 16:33:07
Dilution ratio : 1.00000 to 1.00000 Tray : Position : TUBE41

Final concentrations

	Ag	Al	As	B	Ba	Be	Bi	Ca	Cd
	ppm	ppm	ppm	ppm	ppm	ppm	ppm	ppm	ppm
#1	-0.00240	0.03146	-0.00138	0.06945	0.00441	0.00089	-0.00446	55.35996	-0.00052
#2	-0.00108	0.03060	-0.00666	0.07053	0.00460	0.00092	-0.00306	55.47607	-0.00049
Mean	**-0.00174**	**0.03103**	**-0.00402**	**0.06999**	**0.00450**	**0.00091**	**-0.00376**	**55.41801**	**-0.00050**
%RSD	53.77206	1.96043	92.77420	1.09170	2.96703	2.47443	26.34492	0.14815	4.06067

	Co	Cr	Cu	Fe	K	Li	Mg	Mn	Mo
	ppm	ppm	ppm	ppm	ppm	ppm	ppm	ppm	ppm
#1	-0.00130	-0.00237	-0.00333	-0.00591	22.39915	0.05862	54.14248	0.28884	0.07180
#2	-0.00022	-0.00021	-0.00263	-0.00511	22.64067	0.05928	54.34200	0.28985	0.07142
Mean	**-0.00076**	**-0.00129**	**-0.00298**	**-0.00551**	**22.51991**	**0.05895**	**54.24224**	**0.28935**	**0.07161**
%RSD	100.27745	117.94130	16.56840	10.14817	0.75836	0.79565	0.26010	0.24813	0.37087

	Na	Ni	P	Pb I	Pb II	S	Sb	Se I	Se II
	ppm	ppm	ppm	ppm	ppm	ppm	ppm	ppm	ppm
#1	323.20985	-0.00094	-0.00005	-0.00980	0.00268	208.27941	-0.00372	-0.02163	0.00185
#2	324.39049	0.00071	-0.00226	-0.00022	0.00038	208.44854	0.00019	-0.00583	0.00256
Mean	**323.80017**	**-0.00011**	**-0.00115**	**-0.00501**	**0.00153**	**208.36398**	**-0.00177**	**-0.01373**	**0.00221**
%RSD	0.25782	1012.77793	135.51485	135.16807	106.64724	0.05739	156.52582	81.39476	22.82628

	Si	Sn	Sr	Th	Ti	Tl	U	V	Zn
	ppm	ppm	ppm	ppm	ppm	ppm	ppm	ppm	ppm
#1	1.01287	0.00768	1.20961	0.03591	-0.00090	-0.00569	0.16596	-0.00089	0.00136
#2	1.02081	0.00753	1.21634	0.03895	-0.00083	-0.00194	0.19929	0.00006	0.00002
Mean	**1.01684**	**0.00761**	**1.21297**	**0.03743**	**-0.00087**	**-0.00381**	**0.18263**	**-0.00042**	**0.00069**
%RSD	0.55209	1.36104	0.39241	5.74610	5.79401	69.48856	12.90505	160.23214	138.04987

	Zr	Pb	Se
	ppm	calc	calc
#1	-0.00375	-0.00148	-0.00597
#2	-0.00301	0.00018	-0.00023
Mean	**-0.00338**	**-0.00065**	**-0.00310**
%RSD	15.59383	179.78574	130.85183

Method : Paragon File : 080922A Printed : 9/22/2008 17:45:30

SampleId1 : 0809099-11 5X **SampleId2 :** **[SAMPLE]**
Analysis commenced : 9/22/2008 16:35:04
Dilution ratio : 1.00000 to 1.00000 Tray : Position : TUBE42

Final concentrations

	Ag	Al	As	B	Ba	Be	Bi	Ca	Cd
	ppm	ppm	ppm	ppm	ppm	ppm	ppm	ppm	ppm
#1	0.00075	0.03044	-0.00853	0.07033	0.00414	0.00091	0.00137	42.58819	0.00024
#2	-0.00084	0.03388	-0.00303	0.06979	0.00398	0.00094	-0.00003	42.36204	-0.00037
Mean	**-0.00005**	**0.03216**	**-0.00578**	**0.07006**	**0.00406**	**0.00093**	**0.00067**	**42.47511**	**-0.00006**
%RSD	2505.97062	7.54359	67.23593	0.54528	2.82230	2.62440	147.51998	0.37648	700.67961

	Co	Cr	Cu	Fe	K	Li	Mg	Mn	Mo
	ppm	ppm	ppm	ppm	ppm	ppm	ppm	ppm	ppm
#1	0.00050	0.00018	-0.00160	-0.00406	16.36769	0.05816	51.28762	0.22273	0.22381
#2	-0.00094	-0.00111	-0.00186	-0.00450	16.63363	0.05904	51.47143	0.22191	0.22212
Mean	**-0.00022**	**-0.00047**	**-0.00173**	**-0.00428**	**16.50066**	**0.05860**	**51.37953**	**0.22232**	**0.22297**
%RSD	457.20233	194.50377	10.41573	7.25833	1.13966	1.06993	0.25297	0.26225	0.53593

	Na	Ni	P	Pb I	Pb II	S	Sb	Se I	Se II
	ppm	ppm	ppm	ppm	ppm	ppm	ppm	ppm	ppm
#1	199.40832	0.00039	0.01069	0.00253	-0.00303	178.44079	0.00218	0.00229	0.01161
#2	201.08618	-0.00036	-0.00984	-0.00138	0.00001	178.91222	-0.00082	0.00204	0.00204
Mean	**200.24725**	**0.00001**	**0.00043**	**0.00057**	**-0.00151**	**178.67650**	**0.00068**	**0.00217**	**0.00683**
%RSD	0.59248	3687.59940	3409.61357	481.91869	142.21106	0.18657	312.68699	8.06475	99.06665

	Si	Sn	Sr	Th	Ti	Tl	U	V	Zn
	ppm	ppm	ppm	ppm	ppm	ppm	ppm	ppm	ppm
#1	1.65367	0.01383	0.76854	0.04084	-0.00075	-0.01059	0.28171	-0.00001	0.00226
#2	1.66058	0.01134	0.77102	0.04668	-0.00044	-0.00967	0.25625	-0.00073	0.00136
Mean	**1.65712**	**0.01258**	**0.76978**	**0.04376**	**-0.00060**	**-0.01013**	**0.26898**	**-0.00037**	**0.00181**
%RSD	0.29509	13.98268	0.22778	9.43644	36.86523	6.42899	6.69065	138.64229	35.03449

	Zr	Pb	Se
	ppm	calc	calc
#1	-0.00323	-0.00118	0.00851
#2	-0.00410	-0.00045	0.00204
Mean	**-0.00366**	**-0.00082**	**0.00528**
%RSD	16.84940	62.66760	86.62104

Method : Paragon File : 080922A Printed : 9/22/2008 17:45:31
SampleId1 : 0809099-12 5X **SampleId2 :** **[SAMPLE]**
Analysis commenced : 9/22/2008 16:37:01
Dilution ratio : 1.00000 to 1.00000 Tray : Position : TUBE43

Final concentrations

	Ag	Al	As	B	Ba	Be	Bi	Ca	Cd
	ppm	ppm	ppm	ppm	ppm	ppm	ppm	ppm	ppm

#1	0.00278	0.05953	0.00115	0.08575	0.00886	0.00125	0.00696	135.64817	0.00027
#2	0.00140	0.05936	-0.00171	0.08546	0.00873	0.00132	0.00833	138.53276	0.00073
Mean	**0.00209**	**0.05945**	**-0.00028**	**0.08560**	**0.00880**	**0.00129**	**0.00764**	**137.09047**	**0.00050**
%RSD	46.79963	0.19998	711.18051	0.24340	1.08512	3.71990	12.75910	1.48786	65.93811

	Co	**Cr**	**Cu**	**Fe**	**K**	**Li**	**Mg**	**Mn**	**Mo**
	ppm	ppm	ppm	ppm	ppm	ppm	ppm	ppm	ppm
#1	0.00295	0.00275	0.00034	-0.00213	24.61058	0.07227	72.72437	0.33327	0.12706
#2	0.00230	0.00214	-0.00054	-0.00292	25.03548	0.07363	74.05519	0.33917	0.12795
Mean	**0.00262**	**0.00244**	**-0.00010**	**-0.00252**	**24.82303**	**0.07295**	**73.38978**	**0.33622**	**0.12750**
%RSD	17.67425	17.79164	628.22765	22.16671	1.21036	1.31700	1.28224	1.24161	0.49467

	Na	**Ni**	**P**	**Pb I**	**Pb II**	**S**	**Sb**	**Se I**	**Se II**
	ppm	ppm	ppm	ppm	ppm	ppm	ppm	ppm	ppm
#1	266.76862	0.00274	0.00437	0.01761	-0.01186	242.78885	0.00913	0.02267	-0.00546
#2	271.57072	0.00263	0.00248	0.01571	-0.01079	247.01916	0.00770	0.01883	-0.00012
Mean	**269.16967**	**0.00269**	**0.00343**	**0.01666**	**-0.01133**	**244.90401**	**0.00842**	**0.02075**	**-0.00279**
%RSD	1.26151	2.92019	39.11208	8.06123	6.69670	1.22141	12.06728	13.08502	135.18280

	Si	**Sn**	**Sr**	**Th**	**Ti**	**Tl**	**U**	**V**	**Zn**
	ppm	ppm	ppm	ppm	ppm	ppm	ppm	ppm	ppm
#1	1.97329	0.01588	1.57542	-0.00188	-0.00175	0.00167	0.33806	0.00240	0.00338
#2	2.01025	0.01661	1.59827	-0.00887	-0.00227	0.00044	0.29685	0.00157	0.00361
Mean	**1.99177**	**0.01624**	**1.58685**	**-0.00537**	**-0.00201**	**0.00106**	**0.31746**	**0.00199**	**0.00349**
%RSD	1.31221	3.18798	1.01830	91.90919	18.44910	82.27168	9.17805	29.29044	4.54052

	Zr	**Pb**	**Se**
	ppm	calc	calc
#1	0.00095	-0.00205	0.00391
#2	0.00077	-0.00197	0.00619
Mean	**0.00086**	**-0.00201**	**0.00505**
%RSD	15.09240	2.92608	31.93353

Method : Paragon File : 080922A Printed : 9/22/2008 17:45:31
SampleId1 : 0809099-13 5X **SampleId2 :** **[SAMPLE]**
Analysis commenced : 9/22/2008 16:38:58
Dilution ratio : 1.00000 to 1.00000 Tray : Position : TUBE44

Final concentrations

	Ag	**Al**	**As**	**B**	**Ba**	**Be**	**Bi**	**Ca**	**Cd**
	ppm	ppm	ppm	ppm	ppm	ppm	ppm	ppm	ppm
#1	-0.00168	0.04023	-0.00754	0.09842	0.00476	0.00108	-0.00668	17.32522	-0.00079
#2	-0.00196	0.04199	-0.00798	0.09852	0.00481	0.00113	-0.00367	17.33298	-0.00045
Mean	**-0.00182**	**0.04111**	**-0.00776**	**0.09847**	**0.00479**	**0.00110**	**-0.00518**	**17.32910**	**-0.00062**
%RSD	10.61671	3.02258	4.00726	0.07053	0.79753	3.19776	41.25578	0.03170	38.30218

	Co	**Cr**	**Cu**	**Fe**	**K**	**Li**	**Mg**	**Mn**	**Mo**
	ppm	ppm	ppm	ppm	ppm	ppm	ppm	ppm	ppm
#1	-0.00213	-0.00173	-0.00384	-0.00424	17.69880	0.03729	15.21868	0.13809	0.13790

#2	-0.00189	-0.00124	-0.00375	-0.00388	17.96285	0.03775	15.29720	0.13853	0.13757
Mean	**-0.00201**	**-0.00149**	**-0.00380**	**-0.00406**	**17.83083**	**0.03752**	**15.25794**	**0.13831**	**0.13774**
%RSD	8.37970	23.25224	1.60137	6.12082	1.04710	0.86044	0.36386	0.22683	0.16870

	Na	**Ni**	**P**	**Pb I**	**Pb II**	**S**	**Sb**	**Se I**	**Se II**
	ppm	ppm	ppm	ppm	ppm	ppm	ppm	ppm	ppm
#1	223.04165	-0.00229	0.00848	-0.00490	0.00216	139.74130	-0.00523	-0.00180	0.00215
#2	224.72138	-0.00145	0.00185	-0.00368	0.00119	140.54820	-0.00296	-0.00744	0.00963
Mean	**223.88152**	**-0.00187**	**0.00516**	**-0.00429**	**0.00167**	**140.14475**	**-0.00410**	**-0.00462**	**0.00589**
%RSD	0.53052	31.43828	90.83568	20.03800	40.91297	0.40713	39.17180	86.42122	89.79574

	Si	**Sn**	**Sr**	**Th**	**Ti**	**Tl**	**U**	**V**	**Zn**
	ppm	ppm	ppm	ppm	ppm	ppm	ppm	ppm	ppm
#1	1.11109	0.00783	0.44841	0.04481	-0.00075	-0.00182	0.11021	-0.00146	0.00204
#2	1.11698	0.00534	0.45164	0.04994	-0.00052	-0.00750	0.11687	-0.00143	0.00293
Mean	**1.11403**	**0.00658**	**0.45002**	**0.04738**	**-0.00064**	**-0.00466**	**0.11354**	**-0.00145**	**0.00248**
%RSD	0.37376	26.72737	0.50698	7.66546	25.66524	86.31267	4.15164	1.55045	25.54285

	Zr	**Pb**	**Se**
	ppm	calc	calc
#1	-0.00433	-0.00019	0.00084
#2	-0.00456	-0.00043	0.00395
Mean	**-0.00444**	**-0.00031**	**0.00239**
%RSD	3.73548	54.09794	91.96679

Method : Paragon File : 080922A Printed : 9/22/2008 17:45:31
SampleId1 : 0809099-14 10X **SampleId2 :** **[SAMPLE]**
Analysis commenced : 9/22/2008 16:40:56
Dilution ratio : 1.00000 to 1.00000 Tray : Position : TUBE45

Final concentrations

	Ag	**Al**	**As**	**B**	**Ba**	**Be**	**Bi**	**Ca**	**Cd**
	ppm	ppm	ppm	ppm	ppm	ppm	ppm	ppm	ppm
#1	0.00065	0.04795	-0.00127	0.06650	0.00319	0.00124	0.00193	48.36188	0.00004
#2	0.00039	0.04521	-0.00578	0.06552	0.00314	0.00117	0.00379	48.68288	-0.00003
Mean	**0.00052**	**0.04658**	**-0.00353**	**0.06601**	**0.00317**	**0.00121**	**0.00286**	**48.52238**	**0.00001**
%RSD	36.44838	4.15665	90.35879	1.05228	1.20537	3.91296	45.92728	0.46779	807.56948

	Co	**Cr**	**Cu**	**Fe**	**K**	**Li**	**Mg**	**Mn**	**Mo**
	ppm	ppm	ppm	ppm	ppm	ppm	ppm	ppm	ppm
#1	0.00133	0.00079	-0.00219	-0.00450	13.08502	0.05132	48.15126	0.37904	0.08035
#2	0.00145	0.00076	-0.00255	-0.00397	12.90872	0.05070	48.06553	0.38006	0.08016
Mean	**0.00139**	**0.00078**	**-0.00237**	**-0.00424**	**12.99687**	**0.05101**	**48.10840**	**0.37955**	**0.08025**
%RSD	6.04762	2.57364	10.67597	8.80034	0.95916	0.86376	0.12600	0.18929	0.16547

	Na	**Ni**	**P**	**Pb I**	**Pb II**	**S**	**Sb**	**Se I**	**Se II**
	ppm	ppm	ppm	ppm	ppm	ppm	ppm	ppm	ppm
#1	190.56726	0.00049	0.01069	0.01021	-0.00585	202.69363	0.00479	0.00844	0.00126
#2	189.29680	0.00167	-0.00384	0.01078	-0.00455	202.19874	0.00283	-0.00175	0.00522

Mean	**189.93203**	**0.00108**	**0.00343**	**0.01050**	**-0.00520**	**202.44619**	**0.00381**	**0.00334**	**0.00324**
%RSD	0.47299	77.64238	299.85163	3.81636	17.69503	0.17286	36.48069	215.60521	86.31767

	Si	**Sn**	**Sr**	**Th**	**Ti**	**Tl**	**U**	**V**	**Zn**
	ppm	ppm	ppm	ppm	ppm	ppm	ppm	ppm	ppm
#1	0.89100	0.01046	1.22234	0.00279	-0.00158	-0.00556	0.21262	0.00040	-0.00178
#2	0.89039	0.00900	1.21447	0.00944	-0.00140	-0.00070	0.21141	0.00059	0.00069
Mean	**0.89069**	**0.00973**	**1.21841**	**0.00612**	**-0.00149**	**-0.00313**	**0.21202**	**0.00050**	**-0.00054**
%RSD	0.04881	10.63660	0.45706	76.83490	8.43640	109.58791	0.40434	26.92465	320.52051

	Zr	**Pb**	**Se**
	ppm	calc	calc
#1	0.00004	-0.00050	0.00365
#2	-0.00016	0.00055	0.00290
Mean	**-0.00006**	**0.00003**	**0.00328**
%RSD	233.05625	2926.49066	16.26888

Method : Paragon File : 080922A Printed : 9/22/2008 17:45:31
SampleId1 : 0809099-15 10X **SampleId2 :** **[SAMPLE]**
Analysis commenced : 9/22/2008 16:42:53
Dilution ratio : 1.00000 to 1.00000 Tray : Position : TUBE46

Final concentrations

	Ag	**Al**	**As**	**B**	**Ba**	**Be**	**Bi**	**Ca**	**Cd**
	ppm	ppm	ppm	ppm	ppm	ppm	ppm	ppm	ppm
#1	0.00091	0.04640	-0.00303	0.06758	0.00152	0.00123	0.00182	58.28400	-0.00005
#2	-0.00109	0.04606	-0.00325	0.06611	0.00128	0.00135	-0.00248	58.05370	-0.00001
Mean	**-0.00009**	**0.04623**	**-0.00314**	**0.06684**	**0.00140**	**0.00129**	**-0.00033**	**58.16885**	**-0.00003**
%RSD	1616.25661	0.50725	4.94746	1.55870	12.27923	6.44790	922.73420	0.27996	111.58310

	Co	**Cr**	**Cu**	**Fe**	**K**	**Li**	**Mg**	**Mn**	**Mo**
	ppm	ppm	ppm	ppm	ppm	ppm	ppm	ppm	ppm
#1	0.00091	0.00092	-0.00257	-0.00503	14.67871	0.06501	73.26068	0.63190	0.11035
#2	-0.00052	-0.00149	-0.00282	-0.00599	14.96458	0.06608	73.52774	0.63158	0.10964
Mean	**0.00019**	**-0.00029**	**-0.00269**	**-0.00551**	**14.82165**	**0.06555**	**73.39421**	**0.63174**	**0.10999**
%RSD	523.75870	598.02519	6.56322	12.40332	1.36385	1.15538	0.25729	0.03561	0.45272

	Na	**Ni**	**P**	**Pb I**	**Pb II**	**S**	**Sb**	**Se I**	**Se II**
	ppm	ppm	ppm	ppm	ppm	ppm	ppm	ppm	ppm
#1	257.04406	0.00468	-0.00352	0.00834	-0.00458	259.50750	0.00149	0.01234	0.00169
#2	258.99394	0.00294	0.00532	-0.00359	0.00057	261.01195	-0.00357	0.00651	0.00342
Mean	**258.01900**	**0.00381**	**0.00090**	**0.00238**	**-0.00200**	**260.25972**	**-0.00104**	**0.00942**	**0.00256**
%RSD	0.53437	32.22112	695.29901	354.75144	181.72229	0.40875	343.16829	43.78294	47.99904

	Si	**Sn**	**Sr**	**Th**	**Ti**	**Tl**	**U**	**V**	**Zn**
	ppm	ppm	ppm	ppm	ppm	ppm	ppm	ppm	ppm
#1	1.33136	0.01646	1.18451	0.03230	-0.00092	0.00141	0.24111	0.00549	0.01887
#2	1.33940	0.01119	1.19179	0.01602	-0.00119	-0.00205	0.20656	0.00458	0.01864
Mean	**1.33538**	**0.01383**	**1.18815**	**0.02416**	**-0.00105**	**-0.00032**	**0.22383**	**0.00504**	**0.01875**

%RSD	0.42590	26.93986	0.43322	47.63071	17.88140	768.14837	10.91178	12.87900	0.84609

	Zr	Pb	Se
	ppm	calc	calc
#1	-0.00207	-0.00027	0.00524
#2	-0.00191	-0.00081	0.00445
Mean	**-0.00199**	**-0.00054**	**0.00484**
%RSD	5.92811	70.08883	11.47137

Method : Paragon File : 080922A Printed : 9/22/2008 17:45:32
SampleId1 : 0809099-16 10X **SampleId2 :** **[SAMPLE]**
Analysis commenced : 9/22/2008 16:44:50
Dilution ratio : 1.00000 to 1.00000 Tray : Position : TUBE47

Final concentrations

	Ag	Al	As	B	Ba	Be	Bi	Ca	Cd
	ppm	ppm	ppm	ppm	ppm	ppm	ppm	ppm	ppm
#1	-0.00044	0.05845	-0.00182	0.09327	0.00260	0.00144	0.00066	68.49596	-0.00001
#2	0.00002	0.05559	-0.00446	0.09312	0.00268	0.00147	-0.00119	68.67194	0.00009
Mean	**-0.00021**	**0.05702**	**-0.00314**	**0.09319**	**0.00264**	**0.00145**	**-0.00027**	**68.58395**	**0.00004**
%RSD	156.25757	3.54238	59.36939	0.11179	2.16845	1.58300	493.53850	0.18144	168.94817

	Co	Cr	Cu	Fe	K	Li	Mg	Mn	Mo
	ppm	ppm	ppm	ppm	ppm	ppm	ppm	ppm	ppm
#1	0.00097	0.00017	-0.00239	-0.00529	31.03757	0.08495	90.86452	0.64437	0.12471
#2	0.00032	-0.00004	-0.00284	-0.00582	31.27797	0.08583	91.36348	0.64717	0.12570
Mean	**0.00064**	**0.00006**	**-0.00261**	**-0.00555**	**31.15777**	**0.08539**	**91.11400**	**0.64577**	**0.12520**
%RSD	72.09253	229.09140	12.23168	6.71193	0.54558	0.73066	0.38723	0.30657	0.55679

	Na	Ni	P	Pb I	Pb II	S	Sb	Se I	Se II
	ppm	ppm	ppm	ppm	ppm	ppm	ppm	ppm	ppm
#1	488.07032	0.00135	-0.00352	0.00451	-0.00277	342.55886	0.00294	0.00452	0.00298
#2	485.05223	0.00228	0.00185	0.00160	-0.00142	345.07908	-0.00285	0.00891	0.00349
Mean	**486.56127**	**0.00182**	**-0.00084**	**0.00306**	**-0.00209**	**343.81897**	**0.00004**	**0.00672**	**0.00323**
%RSD	0.43861	35.97175	453.18563	67.38224	45.73444	0.51832	9195.66461	46.24539	10.97328

	Si	Sn	Sr	Th	Ti	Tl	U	V	Zn
	ppm	ppm	ppm	ppm	ppm	ppm	ppm	ppm	ppm
#1	1.11194	0.01676	1.42195	0.01417	-0.00122	-0.00689	0.24414	0.00097	0.00428
#2	1.11858	0.01734	1.42998	0.00291	-0.00146	-0.00195	0.25141	0.00142	0.00226
Mean	**1.11526**	**0.01705**	**1.42596**	**0.00854**	**-0.00134**	**-0.00442**	**0.24777**	**0.00119**	**0.00327**
%RSD	0.42061	2.42921	0.39815	93.21174	12.63254	79.13197	2.07540	26.21056	43.66876

	Zr	Pb	Se
	ppm	calc	calc
#1	-0.00115	-0.00034	0.00350
#2	-0.00043	-0.00041	0.00529
Mean	**-0.00079**	**-0.00038**	**0.00439**
%RSD	64.39593	12.73655	28.92672

ted: 9/22/2008 17:45:43 User: ROY FRENCH
Method : Paragon File : 080922A Printed : 9/22/2008 17:45:32
SampleId1 : 0809099-17 10X SampleId2 : [SAMPLE]
Analysis commenced : 9/22/2008 16:46:47
Dilution ratio : 1.00000 to 1.00000 Tray : Position : TUBE48

Final concentrations

	Ag	Al	As	B	Ba	Be	Bi	Ca	Cd
	ppm	ppm	ppm	ppm	ppm	ppm	ppm	ppm	ppm
#1	0.00160	0.05655	-0.00039	0.10446	0.00168	0.00134	0.00369	65.05336	0.00036
#2	0.00014	0.06509	-0.00644	0.10608	0.00144	0.00146	-0.00072	65.83912	-0.00041
Mean	**0.00087**	**0.06082**	**-0.00342**	**0.10527**	**0.00156**	**0.00140**	**0.00148**	**65.44624**	**-0.00002**
%RSD	118.72910	9.92470	125.11167	1.08852	11.00518	6.08910	210.35567	0.84896	2323.13978

	Co	Cr	Cu	Fe	K	Li	Mg	Mn	Mo
	ppm	ppm	ppm	ppm	ppm	ppm	ppm	ppm	ppm
#1	0.00133	0.00173	-0.00323	-0.00230	21.06586	0.06981	81.47220	0.62973	0.08631
#2	-0.00046	-0.00034	-0.00411	-0.00274	21.80218	0.07212	82.97390	0.63896	0.08650
Mean	**0.00043**	**0.00069**	**-0.00367**	**-0.00252**	**21.43402**	**0.07096**	**82.22305**	**0.63435**	**0.08640**
%RSD	292.75588	211.48686	17.03226	12.31484	2.42912	2.30414	1.29143	1.02839	0.15369

	Na	Ni	P	Pb I	Pb II	S	Sb	Se I	Se II
	ppm	ppm	ppm	ppm	ppm	ppm	ppm	ppm	ppm
#1	396.24738	0.00274	-0.00321	0.00984	-0.00933	305.32317	0.00162	0.00534	0.00412
#2	403.08707	0.00276	-0.00352	0.00410	-0.00295	311.56792	0.00154	0.01148	0.00845
Mean	**399.66723**	**0.00275**	**-0.00336**	**0.00697**	**-0.00614**	**308.44555**	**0.00158**	**0.00841**	**0.00628**
%RSD	1.21010	0.47525	6.63787	58.18199	73.39583	1.43160	3.86635	51.64970	48.65002

	Si	Sn	Sr	Th	Ti	Tl	U	V	Zn
	ppm	ppm	ppm	ppm	ppm	ppm	ppm	ppm	ppm
#1	1.03227	0.01690	1.27517	0.01335	-0.00093	-0.00501	0.30110	0.00176	0.00159
#2	1.05678	0.01456	1.30026	0.01125	-0.00125	-0.00707	0.27807	-0.00089	0.00069
Mean	**1.04453**	**0.01573**	**1.28771**	**0.01230**	**-0.00109**	**-0.00604**	**0.28958**	**0.00044**	**0.00114**
%RSD	1.65884	10.52399	1.37746	12.07740	20.75779	24.18082	5.62270	431.02163	55.75160

	Zr	Pb	Se
	ppm	calc	calc
#1	0.00000	-0.00294	0.00453
#2	-0.00085	-0.00060	0.00946
Mean	**-0.00042**	**-0.00177**	**0.00699**
%RSD	142.33792	93.31241	49.85119

Method : Paragon File : 080922A Printed : 9/22/2008 17:45:32
SampleId1 : 0809099-18 100X SampleId2 : [SAMPLE]
Analysis commenced : 9/22/2008 16:48:44
Dilution ratio : 1.00000 to 1.00000 Tray : Position : TUBE49

Final concentrations

	Ag	Al	As	B	Ba	Be	Bi	Ca	Cd
	ppm	ppm	ppm	ppm	ppm	ppm	ppm	ppm	ppm
#1	0.00234	0.05896	0.00422	0.02553	0.00028	0.00119	0.00339	17.61778	0.00043
#2	-0.00126	0.04616	-0.00413	0.02087	-0.00023	0.00113	-0.00869	17.07291	-0.00047
Mean	**0.00054**	**0.05256**	**0.00005**	**0.02320**	**0.00002**	**0.00116**	**-0.00265**	**17.34534**	**-0.00002**
%RSD	469.12827	17.22672	12972.10615	14.22282	1624.07669	3.84597	322.44235	2.22123	2955.25245

	Co	Cr	Cu	Fe	K	Li	Mg	Mn	Mo
	ppm	ppm	ppm	ppm	ppm	ppm	ppm	ppm	ppm
#1	0.00168	0.00167	-0.00353	-0.00397	11.18935	0.01889	11.27618	0.10982	0.00170
#2	-0.00190	-0.00195	-0.00547	-0.00608	11.07823	0.01866	10.99370	0.10634	-0.00013
Mean	**-0.00011**	**-0.00014**	**-0.00450**	**-0.00503**	**11.13379**	**0.01877**	**11.13494**	**0.10808**	**0.00079**
%RSD	2319.94524	1820.14097	30.55594	29.66351	0.70575	0.85275	1.79387	2.28026	164.91791

	Na	Ni	P	Pb I	Pb II	S	Sb	Se I	Se II
	ppm	ppm	ppm	ppm	ppm	ppm	ppm	ppm	ppm
#1	254.43738	0.00056	-0.00700	0.01517	-0.00968	33.63848	0.00641	-0.00325	-0.00870
#2	250.84325	-0.00195	-0.00889	-0.00909	0.00068	33.01269	-0.00578	-0.01133	-0.00120
Mean	**252.64032**	**-0.00070**	**-0.00794**	**0.00304**	**-0.00450**	**33.32558**	**0.00032**	**-0.00729**	**-0.00495**
%RSD	1.00595	254.98973	16.86741	564.03442	162.95312	1.32783	2730.80494	78.33343	107.09156

	Si	Sn	Sr	Th	Ti	Tl	U	V	Zn
	ppm	ppm	ppm	ppm	ppm	ppm	ppm	ppm	ppm
#1	0.09866	0.00095	0.42216	0.06314	0.00018	0.00012	0.03263	0.00085	0.00226
#2	0.08521	-0.00505	0.41701	0.05418	-0.00025	-0.00504	-0.01888	-0.00146	0.00091
Mean	**0.09193**	**-0.00205**	**0.41958**	**0.05866**	**-0.00004**	**-0.00246**	**0.00687**	**-0.00031**	**0.00159**
%RSD	10.34335	206.69651	0.86681	10.79993	838.30518	148.03779	530.02481	530.18366	59.98136

	Zr	Pb	Se
	ppm	calc	calc
#1	-0.00314	-0.00140	-0.00689
#2	-0.00421	-0.00257	-0.00458
Mean	**-0.00368**	**-0.00199**	**-0.00573**
%RSD	20.71566	41.46207	28.49914

Method : Paragon File : 080922A Printed : 9/22/2008 17:45:33
SampleId1 : 0809099-19 10X SampleId2 : [SAMPLE]
Analysis commenced : 9/22/2008 16:50:49
Dilution ratio : 1.00000 to 1.00000 Tray : Position : TUBE50

Final concentrations

	Ag	Al	As	B	Ba	Be	Bi	Ca	Cd
	ppm	ppm	ppm	ppm	ppm	ppm	ppm	ppm	ppm
#1	-0.00071	0.06116	-0.00688	0.07647	0.00136	0.00152	-0.00259	64.15168	-0.00029
#2	-0.00130	0.06727	0.00049	0.07657	0.00128	0.00161	-0.00526	64.84629	-0.00046
Mean	**-0.00101**	**0.06422**	**-0.00320**	**0.07652**	**0.00132**	**0.00156**	**-0.00392**	**64.49898**	**-0.00038**
%RSD	41.20516	6.72615	162.88771	0.09077	4.34456	3.79554	48.15142	0.76151	31.92444

	Co	Cr	Cu	Fe	K	Li	Mg	Mn	Mo

	ppm	ppm	ppm	ppm	ppm	ppm	ppm	ppm	ppm
#1	-0.00052	-0.00128	-0.00311	-0.00538	17.89016	0.07506	90.17924	0.66009	0.12847
#2	-0.00112	-0.00179	-0.00391	-0.00608	18.02998	0.07591	91.02921	0.66556	0.12823
Mean	**-0.00082**	**-0.00154**	**-0.00351**	**-0.00573**	**17.96007**	**0.07548**	**90.60423**	**0.66282**	**0.12835**
%RSD	51.51823	23.62158	16.11881	8.67475	0.55051	0.78928	0.66335	0.58387	0.12932

	Na	**Ni**	**P**	**Pb I**	**Pb II**	**S**	**Sb**	**Se I**	**Se II**
	ppm	ppm	ppm	ppm	ppm	ppm	ppm	ppm	ppm
#1	310.78071	0.00263	0.00153	-0.00134	-0.00082	290.06940	0.00132	-0.00041	-0.00054
#2	313.85265	0.00233	0.00406	-0.00503	0.00122	292.41181	-0.00406	-0.00303	-0.00004
Mean	**312.31668**	**0.00248**	**0.00279**	**-0.00318**	**0.00020**	**291.24060**	**-0.00137**	**-0.00172**	**-0.00029**
%RSD	0.69551	8.42505	63.93791	81.83282	715.91449	0.56872	277.60384	107.93727	123.75053

	Si	**Sn**	**Sr**	**Th**	**Ti**	**Tl**	**U**	**V**	**Zn**
	ppm	ppm	ppm	ppm	ppm	ppm	ppm	ppm	ppm
#1	1.43348	0.00636	1.38740	-0.00807	-0.00161	-0.00232	0.24474	-0.00001	0.00047
#2	1.44371	0.01207	1.39339	0.02281	-0.00114	-0.00224	0.23080	-0.00061	0.00159
Mean	**1.43860**	**0.00922**	**1.39039**	**0.00737**	**-0.00138**	**-0.00228**	**0.23777**	**-0.00031**	**0.00103**
%RSD	0.50246	43.77818	0.30480	296.12944	24.15783	2.71258	4.14480	137.92756	77.30873

	Zr	**Pb**	**Se**
	ppm	calc	calc
#1	-0.00057	-0.00099	-0.00050
#2	-0.00304	-0.00086	-0.00103
Mean	**-0.00181**	**-0.00093**	**-0.00077**
%RSD	96.44764	9.75710	49.45538

Method : Paragon File : 080922A Printed : 9/22/2008 17:45:33
SampleId1 : CCV **SampleId2 :** **[CV]**
Analysis commenced : 9/22/2008 16:55:55
Dilution ratio : 1.00000 to 1.00000 Tray : Position : STD6

Final concentrations

	Ag	**Al**	**As**	**B**	**Ba**	**Be**	**Bi**	**Ca**	**Cd**
	ppm	ppm	ppm	ppm	ppm	ppm	ppm	ppm	ppm
#1	0.21002	52.98081	0.51665	1.09144	1.05740	0.48033	0.52561	53.51662	0.52345
#2	0.20975	53.03652	0.51347	1.08978	1.05555	0.47858	0.51717	53.27513	0.52178
Mean	**0.20989**	**53.00866**	**0.51506**	**1.09061**	**1.05648**	**0.47946**	**0.52139**	**53.39587**	**0.52261**
%RSD	0.09243	0.07432	0.43578	0.10787	0.12365	0.25718	1.14400	0.31980	0.22644

	Co	**Cr**	**Cu**	**Fe**	**K**	**Li**	**Mg**	**Mn**	**Mo**
	ppm	ppm	ppm	ppm	ppm	ppm	ppm	ppm	ppm
#1	0.50306	1.01303	1.05483	19.77504	50.97348	0.51605	51.82273	0.95608	1.02925
#2	0.50152	1.00996	1.05535	19.71528	51.12664	0.51742	51.77149	0.95315	1.02437
Mean	**0.50229**	**1.01149**	**1.05509**	**19.74516**	**51.05006**	**0.51674**	**51.79711**	**0.95462**	**1.02681**
%RSD	0.21773	0.21448	0.03511	0.21401	0.21214	0.18686	0.06996	0.21732	0.33585

	Na	**Ni**	**P**	**Pb I**	**Pb II**	**S**	**Sb**	**Se I**	**Se II**
	ppm	ppm	ppm	ppm	ppm	ppm	ppm	ppm	ppm

#1	50.78010	1.03086	4.70986	1.05383	0.99865	4.92009	0.53226	1.08953	0.98337
#2	50.85063	1.03010	4.68132	1.05428	1.00392	4.88237	0.53031	1.08543	0.98934
Mean	**50.81536**	**1.03048**	**4.69559**	**1.05406**	**1.00129**	**4.90123**	**0.53128**	**1.08748**	**0.98635**
%RSD	0.09815	0.05187	0.42985	0.02991	0.37218	0.54413	0.25988	0.26671	0.42789

	Si	**Sn**	**Sr**	**Th**	**Ti**	**Tl**	**U**	**V**	**Zn**
	ppm	ppm	ppm	ppm	ppm	ppm	ppm	ppm	ppm
#1	4.94201	1.06012	0.49126	0.25225	0.46851	0.54036	5.20864	0.50889	1.00344
#2	4.93459	1.05138	0.49059	0.25395	0.46758	0.53858	5.22741	0.50774	0.99154
Mean	**4.93830**	**1.05575**	**0.49093**	**0.25310**	**0.46805**	**0.53947**	**5.21803**	**0.50832**	**0.99749**
%RSD	0.10633	0.58559	0.09643	0.47456	0.14048	0.23327	0.25435	0.15962	0.84335

	Zr	**Pb**	**Se**
	ppm	calc	calc
#1	0.99590	1.01703	1.01872
#2	0.99410	1.02069	1.02133
Mean	**0.99500**	**1.01886**	**1.02003**
%RSD	0.12815	0.25427	0.18129

Method : Paragon File : 080922A Printed : 9/22/2008 17:45:33
SampleId1 : CCB **SampleId2 :** **[CB]**
Analysis commenced : 9/22/2008 16:58:10
Dilution ratio : 1.00000 to 1.00000 Tray : Position : STD2

Final concentrations

	Ag	**Al**	**As**	**B**	**Ba**	**Be**	**Bi**	**Ca**	**Cd**
	ppm	ppm	ppm	ppm	ppm	ppm	ppm	ppm	ppm
#1	-0.00120	0.03355	-0.00325	-0.00247	-0.00059	0.00086	-0.00184	-0.04367	-0.00018
#2	-0.00093	0.03394	-0.00358	-0.00222	-0.00061	0.00093	-0.00289	-0.04473	-0.00040
Mean	**-0.00106**	**0.03374**	**-0.00342**	**-0.00234**	**-0.00060**	**0.00089**	**-0.00237**	**-0.04420**	**-0.00029**
%RSD	17.93604	0.80339	6.82435	7.40982	3.18907	5.21989	31.20929	1.68452	53.60502

	Co	**Cr**	**Cu**	**Fe**	**K**	**Li**	**Mg**	**Mn**	**Mo**
	ppm	ppm	ppm	ppm	ppm	ppm	ppm	ppm	ppm
#1	-0.00160	-0.00088	-0.00386	-0.00283	0.21203	0.00586	-0.02103	-0.00052	-0.00069
#2	-0.00047	-0.00082	-0.00377	-0.00380	0.19835	0.00583	-0.02213	-0.00046	-0.00154
Mean	**-0.00103**	**-0.00085**	**-0.00381**	**-0.00331**	**0.20519**	**0.00585**	**-0.02158**	**-0.00049**	**-0.00112**
%RSD	77.59725	4.80203	1.66237	20.62645	4.71473	0.38385	3.61148	9.13073	53.52762

	Na	**Ni**	**P**	**Pb I**	**Pb II**	**S**	**Sb**	**Se I**	**Se II**
	ppm	ppm	ppm	ppm	ppm	ppm	ppm	ppm	ppm
#1	0.17968	-0.00086	-0.00605	-0.00265	0.00015	0.00580	0.00041	-0.00243	-0.00091
#2	0.17838	-0.00171	0.00469	-0.00014	0.00064	-0.00788	-0.00125	0.00248	-0.00502
Mean	**0.17903**	**-0.00129**	**-0.00068**	**-0.00139**	**0.00040**	**-0.00104**	**-0.00042**	**0.00002**	**-0.00297**
%RSD	0.51306	46.65785	1116.96936	127.43145	87.91712	931.60639	282.49146	13988.42958	97.82741

	Si	**Sn**	**Sr**	**Th**	**Ti**	**Tl**	**U**	**V**	**Zn**
	ppm	ppm	ppm	ppm	ppm	ppm	ppm	ppm	ppm
#1	0.00162	0.00227	-0.00102	0.04680	-0.00074	-0.00198	-0.01525	-0.00102	-0.00021

#2	0.00395	0.00110	-0.00101	0.04870	-0.00084	-0.00459	-0.01525	-0.00064	-0.00088
Mean	**0.00279**	**0.00168**	**-0.00101**	**0.04775**	**-0.00079**	**-0.00328**	**-0.01525**	**-0.00083**	**-0.00054**
%RSD	59.16379	49.26571	0.54354	2.81610	8.72649	56.22608	0.00305	32.33598	87.41465

	Zr	**Pb**	**Se**
	ppm	calc	calc
#1	-0.00315	-0.00078	-0.00142
#2	-0.00308	0.00038	-0.00252
Mean	**-0.00311**	**-0.00020**	**-0.00197**
%RSD	1.62096	413.44648	39.54924

Method : Paragon File : 080922A Printed : 9/22/2008 17:45:34
SampleId1 : 0809099-20 10X **SampleId2 :** **[SAMPLE]**
Analysis commenced : 9/22/2008 17:00:26
Dilution ratio : 1.00000 to 1.00000 Tray : Position : TUBE51

Final concentrations

	Ag	**Al**	**As**	**B**	**Ba**	**Be**	**Bi**	**Ca**	**Cd**
	ppm	ppm	ppm	ppm	ppm	ppm	ppm	ppm	ppm
#1	-0.00123	0.06011	-0.00666	0.05348	0.00268	0.00112	-0.00120	55.64915	-0.00023
#2	-0.00103	0.05800	-0.01216	0.05299	0.00268	0.00115	-0.00282	55.55635	-0.00059
Mean	**-0.00113**	**0.05906**	**-0.00941**	**0.05324**	**0.00268**	**0.00114**	**-0.00201**	**55.60275**	**-0.00041**
%RSD	12.33962	2.53261	41.31175	0.65238	0.00000	2.05138	57.01078	0.11801	60.78846

	Co	**Cr**	**Cu**	**Fe**	**K**	**Li**	**Mg**	**Mn**	**Mo**
	ppm	ppm	ppm	ppm	ppm	ppm	ppm	ppm	ppm
#1	-0.00100	-0.00080	-0.00327	-0.00538	13.03573	0.05719	60.92446	0.47992	0.09067
#2	-0.00028	-0.00092	-0.00301	-0.00485	13.08613	0.05739	61.00259	0.48062	0.08978
Mean	**-0.00064**	**-0.00086**	**-0.00314**	**-0.00511**	**13.06093**	**0.05729**	**60.96352**	**0.48027**	**0.09023**
%RSD	79.11503	9.73600	5.98193	7.28847	0.27286	0.25343	0.09062	0.10292	0.69907

	Na	**Ni**	**P**	**Pb I**	**Pb II**	**S**	**Sb**	**Se I**	**Se II**
	ppm	ppm	ppm	ppm	ppm	ppm	ppm	ppm	ppm
#1	221.33598	0.00232	0.00279	-0.00326	-0.00207	209.55003	-0.00164	0.00885	0.00443
#2	220.45422	0.00285	0.00658	-0.00401	-0.00063	210.12916	-0.00340	0.00120	0.00032
Mean	**220.89510**	**0.00258**	**0.00469**	**-0.00363**	**-0.00135**	**209.83959**	**-0.00252**	**0.00502**	**0.00238**
%RSD	0.28226	14.66957	57.15013	14.71647	75.80185	0.19515	49.49796	107.75808	122.10339

	Si	**Sn**	**Sr**	**Th**	**Ti**	**Tl**	**U**	**V**	**Zn**
	ppm	ppm	ppm	ppm	ppm	ppm	ppm	ppm	ppm
#1	1.15253	0.00519	1.09433	0.03455	-0.00101	-0.00665	0.22111	0.00211	0.00271
#2	1.15215	0.00958	1.09909	0.03132	-0.00114	-0.00096	0.22717	0.00227	0.00136
Mean	**1.15234**	**0.00739**	**1.09671**	**0.03294**	**-0.00108**	**-0.00380**	**0.22414**	**0.00219**	**0.00204**
%RSD	0.02336	42.02103	0.30700	6.93609	8.75618	105.83522	1.91168	5.10872	46.75981

	Zr	**Pb**	**Se**
	ppm	calc	calc
#1	-0.00282	-0.00247	0.00590
#2	-0.00260	-0.00175	0.00061

Mean	**-0.00271**	**-0.00211**	**0.00326NCH**
%RSD	5.72362	23.87082	114.73721

Method : Paragon File : 080922A Printed : 9/22/2008 17:45:34
SampleId1 : 0809099-21 10X SampleId2 : [SAMPLE]
Analysis commenced : 9/22/2008 17:02:27
Dilution ratio : 1.00000 to 1.00000 Tray : Position : TUBE52

Final concentrations

	Ag	**Al**	**As**	**B**	**Ba**	**Be**	**Bi**	**Ca**	**Cd**
	ppm	ppm	ppm	ppm	ppm	ppm	ppm	ppm	ppm
#1	-0.00007	0.04674	-0.00281	0.05201	0.00271	0.00107	-0.00086	47.56269	-0.00034
#2	0.00026	0.04724	-0.00336	0.05319	0.00265	0.00117	-0.00260	47.20867	-0.00023
Mean	**0.00010**	**0.04699**	**-0.00309**	**0.05260**	**0.00268**	**0.00112**	**-0.00173**	**47.38568**	**-0.00028**
%RSD	242.72774	0.76019	12.58885	1.58472	1.42380	6.27953	71.23262	0.52829	28.94788

	Co	**Cr**	**Cu**	**Fe**	**K**	**Li**	**Mg**	**Mn**	**Mo**
	ppm	ppm	ppm	ppm	ppm	ppm	ppm	ppm	ppm
#1	0.00014	-0.00028	-0.00264	-0.00529	10.72024	0.04683	46.08025	0.32489	0.13757
#2	-0.00010	-0.00060	-0.00273	-0.00555	10.79171	0.04708	45.92594	0.32241	0.13711
Mean	**0.00002**	**-0.00044**	**-0.00268**	**-0.00542**	**10.75597**	**0.04695**	**46.00309**	**0.32365**	**0.13734**
%RSD	1045.50802	52.03687	2.41736	3.43754	0.46990	0.37412	0.23718	0.54084	0.24171

	Na	**Ni**	**P**	**Pb I**	**Pb II**	**S**	**Sb**	**Se I**	**Se II**
	ppm	ppm	ppm	ppm	ppm	ppm	ppm	ppm	ppm
#1	197.52510	0.00174	0.00564	0.00067	-0.00512	178.24036	0.00024	0.01162	0.00443
#2	197.78546	0.00086	0.00153	0.00067	-0.00268	177.79504	0.00075	0.01244	0.00062
Mean	**197.65528**	**0.00130**	**0.00358**	**0.00067**	**-0.00390**	**178.01770**	**0.00049**	**0.01203**	**0.00252**
%RSD	0.09314	48.28982	81.00873	0.07979	44.29812	0.17689	73.75342	4.84669	106.87603

	Si	**Sn**	**Sr**	**Th**	**Ti**	**Tl**	**U**	**V**	**Zn**
	ppm	ppm	ppm	ppm	ppm	ppm	ppm	ppm	ppm
#1	1.17673	0.00593	0.90090	0.03841	-0.00113	0.00105	0.20475	0.00018	0.00069
#2	1.17709	0.00958	0.89572	0.03623	-0.00104	-0.00473	0.20838	0.00012	-0.00021
Mean	**1.17691**	**0.00775**	**0.89831**	**0.03732**	**-0.00108**	**-0.00184**	**0.20656**	**0.00015**	**0.00024**
%RSD	0.02168	33.36294	0.40767	4.12356	6.36862	222.56624	1.24474	29.74709	263.53436

	Zr	**Pb**	**Se**
	ppm	calc	calc
#1	-0.00316	-0.00319	0.00682
#2	-0.00283	-0.00156	0.00455
Mean	**-0.00299**	**-0.00238**	**0.00569**
%RSD	7.84575	48.45004	28.21382

Method : Paragon File : 080922A Printed : 9/22/2008 17:45:34
SampleId1 : 0809099-21L 50X SampleId2 : [SAMPLE]
Analysis commenced : 9/22/2008 17:04:25
Dilution ratio : 1.00000 to 1.00000 Tray : Position : TUBE53

Final concentrations **5:43** **User: ROY FRENCH**

	Ag	Al	As	B	Ba	Be	Bi	Ca	Cd
	ppm	ppm	ppm	ppm	ppm	ppm	ppm	ppm	ppm
#1	-0.00095	0.04663	-0.00347	0.00888	0.00006	0.00101	-0.00230	9.88657	-0.00024
#2	-0.00095	0.04435	0.00148	0.00829	-0.00007	0.00103	-0.00648	9.79032	-0.00051
Mean	**-0.00095**	**0.04549**	**-0.00100**	**0.00859**	**0.00000**	**0.00102**	**-0.00439**	**9.83844**	**-0.00037**
%RSD	0.19065	3.54526	350.23653	4.85460	2046.43214	1.21830	67.33134	0.69177	51.44980

	Co	Cr	Cu	Fe	K	Li	Mg	Mn	Mo
	ppm	ppm	ppm	ppm	ppm	ppm	ppm	ppm	ppm
#1	-0.00047	-0.00108	-0.00424	-0.00564	1.73501	0.01213	9.34442	0.06705	0.02898
#2	-0.00172	-0.00108	-0.00370	-0.00547	1.72332	0.01212	9.33964	0.06667	0.02771
Mean	**-0.00109**	**-0.00108**	**-0.00397**	**-0.00555**	**1.72917**	**0.01213**	**9.34203**	**0.06686**	**0.02835**
%RSD	81.08597	0.02125	9.57664	2.23731	0.47809	0.01321	0.03623	0.40196	3.16231

	Na	Ni	P	Pb I	Pb II	S	Sb	Se I	Se II
	ppm	ppm	ppm	ppm	ppm	ppm	ppm	ppm	ppm
#1	39.11142	-0.00072	-0.00163	0.00119	-0.00004	37.29970	0.00021	0.00021	-0.00136
#2	39.30531	-0.00162	-0.00447	-0.00327	0.00122	37.47039	-0.00011	-0.00262	-0.00323
Mean	**39.20837**	**-0.00117**	**-0.00305**	**-0.00104**	**0.00059**	**37.38505**	**0.00005**	**-0.00121**	**-0.00229**
%RSD	0.34968	54.81125	65.93010	302.37510	151.72789	0.32284	451.64762	165.79921	57.76193

	Si	Sn	Sr	Th	Ti	Tl	U	V	Zn
	ppm	ppm	ppm	ppm	ppm	ppm	ppm	ppm	ppm
#1	0.25158	-0.00022	0.18251	0.05338	-0.00058	-0.00475	0.02293	-0.00058	-0.00088
#2	0.25207	0.00519	0.18291	0.04424	-0.00104	0.00355	0.02354	-0.00118	-0.00021
Mean	**0.25182**	**0.00249**	**0.18271**	**0.04881**	**-0.00081**	**-0.00060**	**0.02324**	**-0.00088**	**-0.00054**
%RSD	0.13724	154.08407	0.15143	13.24844	39.57126	977.50357	1.84391	48.42509	87.41465

	Zr	Pb	Se
	ppm	calc	calc
#1	-0.00389	0.00037	-0.00083
#2	-0.00334	-0.00028	-0.00302
Mean	**-0.00362**	**0.00005**	**-0.00193**
%RSD	10.73722	994.19785	80.23270

Method : Paragon File : 080922A Printed : 9/22/2008 17:45:34
SampleId1 : 0809099-21MS 10X **SampleId2 :** **[SAMPLE]**
Analysis commenced : 9/22/2008 17:06:24
Dilution ratio : 1.00000 to 1.00000 Tray : Position : TUBE54

Final concentrations

	Ag	Al	As	B	Ba	Be	Bi	Ca	Cd
	ppm	ppm	ppm	ppm	ppm	ppm	ppm	ppm	ppm
#1	0.00040	0.81474	0.75413	0.47493	0.75332	0.01847	-0.00032	50.24261	0.01922
#2	0.00047	0.71173	0.65196	0.41083	0.63570	0.01624	0.00200	50.31172	0.01631
Mean	**0.00043**	**0.76323**	**0.70305**	**0.44288**	**0.69451**	**0.01735**	**0.00084**	**50.27716**	**0.01776**
%RSD	11.25043	9.54375	10.27613	10.23520	11.97568	9.11434	195.32255	0.09721	11.60007

ted: 9/22/2008 17:45:43 User: ROY FRENCH

	Co	Cr	Cu	Fe	K	Li	Mg	Mn	Mo
	ppm	ppm	ppm	ppm	ppm	ppm	ppm	ppm	ppm
#1	0.17988	0.07043	0.09102	0.32933	10.74897	0.04674	47.37573	0.50662	0.50442
#2	0.15514	0.06051	0.07875	0.28301	10.82598	0.04721	47.59057	0.48367	0.45463
Mean	**0.16751**	**0.06547**	**0.08488**	**0.30617**	**10.78748**	**0.04697**	**47.48315**	**0.49514**	**0.47953**
%RSD	10.44396	10.71368	10.22343	10.69629	0.50477	0.69352	0.31993	3.27665	7.34179

	Na	Ni	P	Pb I	Pb II	S	Sb	Se I	Se II
	ppm	ppm	ppm	ppm	ppm	ppm	ppm	ppm	ppm
#1	199.27705	0.19024	0.00406	0.19904	0.15483	183.21886	0.19509	0.81290	0.60873
#2	200.84728	0.16485	0.00090	0.16746	0.16157	183.71356	0.16526	0.69644	0.66349
Mean	**200.06216**	**0.17755**	**0.00248**	**0.18325**	**0.15820**	**183.46621**	**0.18018**	**0.75467**	**0.63611**
%RSD	0.55499	10.11051	90.10678	12.18763	3.01313	0.19067	11.70735	10.91136	6.08698

	Si	Sn	Sr	Th	Ti	Tl	U	V	Zn
	ppm	ppm	ppm	ppm	ppm	ppm	ppm	ppm	ppm
#1	1.93062	0.20851	1.07931	0.03875	0.15885	0.85264	0.21482	0.18077	0.18402
#2	1.84149	0.17478	1.05985	0.03078	0.10826	0.73784	0.20879	0.15572	0.15014
Mean	**1.88606**	**0.19165**	**1.06958**	**0.03477**	**0.13356**	**0.79524**	**0.21181**	**0.16825**	**0.16708**
%RSD	3.34138	12.44317	1.28637	16.20324	26.78520	10.20759	2.01259	10.52717	14.34060

	Zr	Pb	Se
	ppm	calc	calc
#1	-0.00371	0.16955	0.67672
#2	-0.00296	0.16353	0.67446
Mean	**-0.00333**	**0.16654**	**0.67559**
%RSD	15.92496	2.55650	0.23604

Method : Paragon File : 080922A Printed : 9/22/2008 17:45:35
SampleId1 : 0809099-21MSD 10X SampleId2 : [SAMPLE]
Analysis commenced : 9/22/2008 17:08:22
Dilution ratio : 1.00000 to 1.00000 Tray : Position : TUBE55

Final concentrations

	Ag	Al	As	B	Ba	Be	Bi	Ca	Cd
	ppm	ppm	ppm	ppm	ppm	ppm	ppm	ppm	ppm
#1	0.00148	2.24234	2.07564	1.20401	2.10628	0.05208	-0.00210	51.50092	0.05541
#2	0.00075	2.39558	2.19958	1.27448	2.23423	0.05515	-0.00388	51.42232	0.05802
Mean	**0.00111**	**2.31896**	**2.13761**	**1.23925**	**2.17025**	**0.05362**	**-0.00299**	**51.46162**	**0.05671**
%RSD	45.79802	4.67257	4.09998	4.02116	4.16904	4.05099	42.06216	0.10800	3.25841

	Co	Cr	Cu	Fe	K	Li	Mg	Mn	Mo
	ppm	ppm	ppm	ppm	ppm	ppm	ppm	ppm	ppm
#1	0.52198	0.21174	0.26144	0.98072	10.54985	0.04622	47.61209	0.83132	1.19036
#2	0.55306	0.22306	0.27837	1.03972	10.67142	0.04678	47.78574	0.85981	1.25023
Mean	**0.53752**	**0.21740**	**0.26991**	**1.01022**	**10.61063**	**0.04650**	**47.69891**	**0.84556**	**1.22029**
%RSD	4.08834	3.68197	4.43554	4.12993	0.81016	0.84487	0.25743	2.38220	3.46918

	Na	Ni	P	Pb I	Pb II	S	Sb	Se I	Se II
	ppm	ppm	ppm	ppm	ppm	ppm	ppm	ppm	ppm
#1	197.82827	0.55001	0.00437	0.55915	0.44299	184.56559	0.55307	2.23197	1.66637
#2	198.90089	0.58307	0.00058	0.58848	0.47083	185.40675	0.58190	2.35245	1.75885
Mean	**198.36458**	**0.56654**	**0.00248**	**0.57381**	**0.45691**	**184.98617**	**0.56749**	**2.29221**	**1.71261**
%RSD	0.38235	4.12598	108.12806	3.61436	4.30955	0.32153	3.59218	3.71650	3.81832

	Si	Sn	Sr	Th	Ti	Tl	U	V	Zn
	ppm	ppm	ppm	ppm	ppm	ppm	ppm	ppm	ppm
#1	3.23176	0.58225	1.38699	0.04620	0.45627	2.26589	0.22528	0.52687	0.54646
#2	3.36258	0.61141	1.41776	0.03809	0.49082	2.37702	0.19919	0.55702	0.57653
Mean	**3.29717**	**0.59683**	**1.40237**	**0.04215**	**0.47354**	**2.32145**	**0.21223**	**0.54195**	**0.56150**
%RSD	2.80537	3.45498	1.55143	13.61102	5.15982	3.38505	8.69520	3.93396	3.78733

	Zr	Pb	Se
	ppm	calc	calc
#1	-0.00572	0.48167	1.85471
#2	-0.00595	0.51001	1.95652
Mean	**-0.00584**	**0.49584**	**1.90562**
%RSD	2.71328	4.04165	3.77754

Method : Paragon File : 080922A Printed : 9/22/2008 17:45:35
SampleId1 : 0809099-22 100X **SampleId2 :** **[SAMPLE]**
Analysis commenced : 9/22/2008 17:10:25
Dilution ratio : 1.00000 to 1.00000 Tray : Position : TUBE56

Final concentrations

	Ag	Al	As	B	Ba	Be	Bi	Ca	Cd
	ppm	ppm	ppm	ppm	ppm	ppm	ppm	ppm	ppm
#1	-0.00028	0.06009	0.00411	0.01497	0.00006	0.00127	-0.00345	8.53911	-0.00011
#2	-0.00014	0.04486	-0.00193	0.01473	0.00004	0.00116	0.00002	8.47326	-0.00018
Mean	**-0.00021**	**0.05247**	**0.00109**	**0.01485**	**0.00005**	**0.00122**	**-0.00172**	**8.50619**	**-0.00014**
%RSD	49.85808	20.51297	392.25649	1.16957	38.69822	6.72342	143.23801	0.54741	36.54123

	Co	Cr	Cu	Fe	K	Li	Mg	Mn	Mo
	ppm	ppm	ppm	ppm	ppm	ppm	ppm	ppm	ppm
#1	-0.00029	0.00031	-0.00308	-0.00406	5.39136	0.01442	11.13107	0.07580	0.00809
#2	-0.00017	-0.00067	-0.00316	-0.00450	5.30650	0.01430	11.01801	0.07510	0.00762
Mean	**-0.00023**	**-0.00018**	**-0.00312**	**-0.00428**	**5.34893**	**0.01436**	**11.07454**	**0.07545**	**0.00785**
%RSD	36.90861	386.81908	1.80456	7.25833	1.12191	0.59123	0.72192	0.65313	4.22854

	Na	Ni	P	Pb I	Pb II	S	Sb	Se I	Se II
	ppm	ppm	ppm	ppm	ppm	ppm	ppm	ppm	ppm
#1	123.95028	-0.00055	-0.00036	0.00860	-0.00466	38.98979	-0.00077	-0.00024	-0.00589
#2	121.10318	-0.00086	-0.00700	-0.00065	-0.00157	38.78412	0.00140	-0.00368	-0.00315
Mean	**122.52673**	**-0.00071**	**-0.00368**	**0.00397**	**-0.00312**	**38.88696**	**0.00031**	**-0.00196**	**-0.00452**
%RSD	1.64308	31.45676	127.43327	164.70461	69.99273	0.37399	490.23453	124.10938	42.83209

	Si	Sn	Sr	Th	Ti	Tl	U	V	Zn

	ppm	ppm	ppm	ppm	ppm	ppm	ppm	ppm	ppm
#1	0.10852	0.00592	0.22781	0.06000	-0.00037	0.00029	0.03202	-0.00001	0.00159
#2	0.09822	0.00446	0.22737	0.05886	-0.00020	0.00084	0.01384	-0.00048	0.00204
Mean	**0.10337**	**0.00519**	**0.22759**	**0.05943**	**-0.00029**	**0.00057**	**0.02293**	**-0.00024**	**0.00181**
%RSD	7.04624	19.93379	0.13872	1.36279	41.81057	68.52207	56.06048	137.20464	17.51725

	Zr	**Pb**	**Se**
	ppm	calc	calc
#1	-0.00363	-0.00025	-0.00401
#2	-0.00377	-0.00127	-0.00333
Mean	**-0.00370**	**-0.00076**	**-0.00367**
%RSD	2.69114	95.42658	13.14226

Method : Paragon File : 080922A Printed : 9/22/2008 17:45:35
SampleId1 : 0809099-23 50X SampleId2 : [SAMPLE]
Analysis commenced : 9/22/2008 17:12:24
Dilution ratio : 1.00000 to 1.00000 Tray : Position : TUBE57

Final concentrations

	Ag	**Al**	**As**	**B**	**Ba**	**Be**	**Bi**	**Ca**	**Cd**
	ppm	ppm	ppm	ppm	ppm	ppm	ppm	ppm	ppm
#1	-0.00360	0.02485	-0.01073	0.04435	-0.00018	0.00111	-0.00870	25.61155	-0.00071
#2	-0.00060	0.04481	-0.00457	0.04700	0.00022	0.00113	-0.00334	24.93474	-0.00034
Mean	**-0.00210**	**0.03483**	**-0.00765**	**0.04567**	**0.00002**	**0.00112**	**-0.00602**	**25.27314**	**-0.00052**
%RSD	100.75994	40.51916	56.90749	4.10639	1282.17010	0.84055	62.86317	1.89364	49.23773

	Co	**Cr**	**Cu**	**Fe**	**K**	**Li**	**Mg**	**Mn**	**Mo**
	ppm	ppm	ppm	ppm	ppm	ppm	ppm	ppm	ppm
#1	-0.00405	-0.00382	-0.00573	-0.00784	20.84439	0.02430	18.60330	0.15387	0.00489
#2	-0.00035	-0.00029	-0.00342	-0.00547	20.05185	0.02373	18.08950	0.15000	0.00475
Mean	**-0.00220**	**-0.00205**	**-0.00458**	**-0.00665**	**20.44812**	**0.02401**	**18.34640**	**0.15194**	**0.00482**
%RSD	119.12326	121.62385	35.61238	25.21681	2.74063	1.65918	1.98029	1.79959	2.06511

	Na	**Ni**	**P**	**Pb I**	**Pb II**	**S**	**Sb**	**Se I**	**Se II**
	ppm	ppm	ppm	ppm	ppm	ppm	ppm	ppm	ppm
#1	408.82324	-0.00321	-0.00321	-0.01992	0.01132	62.91824	-0.00955	-0.03343	0.01183
#2	395.89824	-0.00073	-0.00163	-0.00339	-0.00288	61.04682	-0.00007	-0.01150	-0.00178
Mean	**402.36074**	**-0.00197**	**-0.00242**	**-0.01165**	**0.00422**	**61.98253**	**-0.00481**	**-0.02247**	**0.00502**
%RSD	2.27143	88.79119	46.20057	100.28485	237.76027	2.13494	139.39735	69.00362	191.67450

	Si	**Sn**	**Sr**	**Th**	**Ti**	**Tl**	**U**	**V**	**Zn**
	ppm	ppm	ppm	ppm	ppm	ppm	ppm	ppm	ppm
#1	0.16528	-0.01149	0.67918	0.05019	-0.00067	-0.00980	-0.03464	-0.00364	-0.00111
#2	0.17283	-0.00154	0.65656	0.05991	-0.00061	-0.00082	0.01142	-0.00146	0.00047
Mean	**0.16905**	**-0.00652**	**0.66787**	**0.05505**	**-0.00064**	**-0.00531**	**-0.01161**	**-0.00255**	**-0.00032**
%RSD	3.15823	108.00350	2.39466	12.48481	6.86198	119.47279	280.49261	60.43773	346.92883

	Zr	**Pb**	**Se**
	ppm	calc	calc

#1	-0.00516	0.00092	-0.00324**NCH**
#2	-0.00412	-0.00305	-0.00502
Mean	**-0.00464**	**-0.00106**	**-0.00413**
%RSD	15.90673	263.80501	30.44666

Method : Paragon File : 080922A Printed : 9/22/2008 17:45:36
SampleId1 : 0809099-24 25X SampleId2 : [SAMPLE]
Analysis commenced : 9/22/2008 17:14:24
Dilution ratio : 1.00000 to 1.00000 Tray : Position : TUBE58

Final concentrations

	Ag	**Al**	**As**	**B**	**Ba**	**Be**	**Bi**	**Ca**	**Cd**
	ppm	ppm	ppm	ppm	ppm	ppm	ppm	ppm	ppm
#1	-0.00058	0.05007	0.00334	0.04317	0.00176	0.00127	-0.00054	27.97973	-0.00026
#2	0.00123	0.04793	0.00104	0.04484	0.00198	0.00124	0.00201	28.10668	-0.00001
Mean	**0.00032**	**0.04900**	**0.00219**	**0.04400**	**0.00187**	**0.00126**	**0.00073**	**28.04321**	**-0.00013**
%RSD	394.24767	3.09441	74.56269	2.68365	8.15969	1.98118	246.37354	0.32012	129.90328

	Co	**Cr**	**Cu**	**Fe**	**K**	**Li**	**Mg**	**Mn**	**Mo**
	ppm	ppm	ppm	ppm	ppm	ppm	ppm	ppm	ppm
#1	0.00031	-0.00009	-0.00337	-0.00503	14.08057	0.02585	21.33403	0.17543	0.01339
#2	0.00079	0.00092	-0.00284	-0.00468	14.07798	0.02587	21.40046	0.17593	0.01297
Mean	**0.00055**	**0.00042**	**-0.00310**	**-0.00485**	**14.07928**	**0.02586**	**21.36724**	**0.17568**	**0.01318**
%RSD	61.21591	170.91316	12.03658	5.12302	0.01299	0.03712	0.21985	0.20415	2.26698

	Na	**Ni**	**P**	**Pb I**	**Pb II**	**S**	**Sb**	**Se I**	**Se II**
	ppm	ppm	ppm	ppm	ppm	ppm	ppm	ppm	ppm
#1	227.00198	-0.00075	-0.00826	0.00349	-0.00476	78.98211	0.00082	-0.00887	0.00123
#2	225.93117	0.00002	-0.00005	0.00903	-0.00732	79.14907	0.00349	0.00029	-0.00051
Mean	**226.46657**	**-0.00036**	**-0.00415**	**0.00626**	**-0.00604**	**79.06559**	**0.00216**	**-0.00429**	**0.00036**
%RSD	0.33434	150.64816	139.78106	62.63641	29.94622	0.14932	87.82538	151.07172	340.48237

	Si	**Sn**	**Sr**	**Th**	**Ti**	**Tl**	**U**	**V**	**Zn**
	ppm	ppm	ppm	ppm	ppm	ppm	ppm	ppm	ppm
#1	0.28636	0.00066	0.64810	0.05213	-0.00072	-0.00136	0.06839	-0.00023	0.00114
#2	0.28989	0.00768	0.65092	0.06327	-0.00038	-0.00116	0.08596	0.00107	0.00204
Mean	**0.28812**	**0.00417**	**0.64951**	**0.05770**	**-0.00055**	**-0.00126**	**0.07718**	**0.00042**	**0.00159**
%RSD	0.86736	119.17151	0.30714	13.64189	43.59685	11.05146	16.10288	218.59762	39.98757

	Zr	**Pb**	**Se**
	ppm	calc	calc
#1	-0.00351	-0.00202	-0.00214
#2	-0.00343	-0.00188	-0.00024
Mean	**-0.00347**	**-0.00195**	**-0.00119**
%RSD	1.71306	5.05384	112.86101

Method : Paragon File : 080922A Printed : 9/22/2008 17:45:36
SampleId1 : 0809099-25 25X SampleId2 : [SAMPLE]
Analysis commenced : 9/22/2008 17:16:23

Dilution ratio : 1.00000 to 1.00000 Tray : Position : TUBE59

Final concentrations

	Ag	Al	As	B	Ba	Be	Bi	Ca	Cd
	ppm	ppm	ppm	ppm	ppm	ppm	ppm	ppm	ppm
#1	0.00033	0.05403	-0.00358	0.03521	0.00128	0.00124	0.00423	27.53428	-0.00032
#2	-0.00126	0.05487	-0.00336	0.03364	0.00103	0.00134	-0.00078	27.29107	-0.00042
Mean	**-0.00046**	**0.05445**	**-0.00347**	**0.03443**	**0.00116**	**0.00129**	**0.00173**	**27.41268**	**-0.00037**
%RSD	240.88913	1.08199	4.47755	3.22866	14.85966	5.63543	205.04918	0.62735	19.92249

	Co	Cr	Cu	Fe	K	Li	Mg	Mn	Mo
	ppm	ppm	ppm	ppm	ppm	ppm	ppm	ppm	ppm
#1	0.00037	0.00058	-0.00304	-0.00450	11.80268	0.03101	29.74906	0.24265	0.02114
#2	-0.00082	-0.00122	-0.00319	-0.00599	12.08614	0.03161	29.86293	0.24189	0.02039
Mean	**-0.00023**	**-0.00032**	**-0.00311**	**-0.00525**	**11.94441**	**0.03131**	**29.80599**	**0.24227**	**0.02076**
%RSD	374.11764	398.63956	3.48343	20.13189	1.67808	1.34842	0.27014	0.22217	2.55835

	Na	Ni	P	Pb I	Pb II	S	Sb	Se I	Se II
	ppm	ppm	ppm	ppm	ppm	ppm	ppm	ppm	ppm
#1	176.72288	0.00025	-0.00226	0.00338	-0.00355	114.61196	0.00087	0.00851	-0.00829
#2	178.54990	-0.00116	-0.00163	-0.00404	-0.00043	115.34134	0.00170	-0.00575	0.00482
Mean	**177.63639**	**-0.00046**	**-0.00194**	**-0.00033**	**-0.00199**	**114.97665**	**0.00128**	**0.00138**	**-0.00173**
%RSD	0.72727	217.44962	22.98574	1607.92370	110.83816	0.44857	46.02583	730.21468	535.05754

	Si	Sn	Sr	Th	Ti	Tl	U	V	Zn
	ppm	ppm	ppm	ppm	ppm	ppm	ppm	ppm	ppm
#1	0.33486	0.00592	0.68222	0.05368	-0.00036	0.00549	0.12051	0.00031	0.00316
#2	0.33457	0.00358	0.68913	0.04005	-0.00120	-0.00927	0.07384	-0.00181	0.00204
Mean	**0.33471**	**0.00475**	**0.68568**	**0.04686**	**-0.00078**	**-0.00189**	**0.09718**	**-0.00075**	**0.00260**
%RSD	0.06245	34.81674	0.71280	20.57551	76.22021	550.97320	33.95565	199.59872	30.54916

	Zr	Pb	Se
	ppm	calc	calc
#1	-0.00337	-0.00124	-0.00270
#2	-0.00347	-0.00163	0.00130
Mean	**-0.00342**	**-0.00144**	**-0.00070**
%RSD	2.16834	19.21146	406.19639

Method : Paragon File : 080922A Printed : 9/22/2008 17:45:36
SampleId1 : 0809099-26 10X SampleId2 : [SAMPLE]
Analysis commenced : 9/22/2008 17:18:30
Dilution ratio : 1.00000 to 1.00000 Tray : Position : TUBE60

Final concentrations

	Ag	Al	As	B	Ba	Be	Bi	Ca	Cd
	ppm	ppm	ppm	ppm	ppm	ppm	ppm	ppm	ppm
#1	-0.00141	0.04696	-0.00050	0.00461	-0.00002	0.00124	-0.00381	5.43611	-0.00029
#2	-0.00007	0.04513	-0.00116	0.00574	0.00001	0.00124	0.00176	5.44300	-0.00044

Mean	**-0.00074**	**0.04604**	**-0.00083**	**0.00517**	**0.00000**	**0.00124**	**-0.00103**	**5.43956**	**-0.00036**
%RSD	128.89019	2.81966	55.93458	15.44684	409.28527	0.05462	384.09133	0.08947	29.26131

	Co	**Cr**	**Cu**	**Fe**	**K**	**Li**	**Mg**	**Mn**	**Mo**
	ppm	ppm	ppm	ppm	ppm	ppm	ppm	ppm	ppm
#1	-0.00065	-0.00069	-0.00369	-0.00547	2.01382	0.00923	4.09176	0.03462	0.00255
#2	-0.00094	-0.00026	-0.00369	-0.00547	2.01710	0.00920	4.10647	0.03469	0.00236
Mean	**-0.00079**	**-0.00047**	**-0.00369**	**-0.00547**	**2.01546**	**0.00922**	**4.09911**	**0.03465**	**0.00245**
%RSD	26.56661	64.51121	0.03222	0.00000	0.11539	0.17387	0.25376	0.12923	5.41618

	Na	**Ni**	**P**	**Pb I**	**Pb II**	**S**	**Sb**	**Se I**	**Se II**
	ppm	ppm	ppm	ppm	ppm	ppm	ppm	ppm	ppm
#1	33.88814	-0.00072	0.00279	-0.00102	-0.00114	17.46006	0.00147	-0.00989	0.00016
#2	33.96567	-0.00062	0.00532	0.00312	-0.00467	17.50836	0.00022	-0.00572	0.00541
Mean	**33.92691**	**-0.00067**	**0.00406**	**0.00105**	**-0.00291**	**17.48421**	**0.00085**	**-0.00780**	**0.00279**
%RSD	0.16159	9.76295	44.03122	278.23494	85.92207	0.19534	103.95686	37.77525	133.29977

	Si	**Sn**	**Sr**	**Th**	**Ti**	**Tl**	**U**	**V**	**Zn**
	ppm	ppm	ppm	ppm	ppm	ppm	ppm	ppm	ppm
#1	0.08691	-0.00095	0.12606	0.05640	-0.00073	-0.00719	0.00657	-0.00089	0.00024
#2	0.08997	0.00592	0.12637	0.05828	-0.00076	-0.00215	0.00960	-0.00026	0.00002
Mean	**0.08844**	**0.00249**	**0.12621**	**0.05734**	**-0.00075**	**-0.00467**	**0.00809**	**-0.00058**	**0.00013**
%RSD	2.45281	195.71666	0.17516	2.32310	2.52139	76.33451	26.50250	77.52789	123.34689

	Zr	**Pb**	**Se**
	ppm	calc	calc
#1	-0.00385	-0.00110	-0.00319
#2	-0.00381	-0.00208	0.00171
Mean	**-0.00383**	**-0.00159**	**-0.00074**
%RSD	0.65820	43.54642	467.52764

Method : Paragon File : 080922A Printed : 9/22/2008 17:45:37
SampleId1 : CCV **SampleId2 :** **[CV]**
Analysis commenced : 9/22/2008 17:22:10
Dilution ratio : 1.00000 to 1.00000 Tray : Position : STD6

Final concentrations

	Ag	**Al**	**As**	**B**	**Ba**	**Be**	**Bi**	**Ca**	**Cd**
	ppm	ppm	ppm	ppm	ppm	ppm	ppm	ppm	ppm
#1	0.20751	52.97553	0.51314	1.08244	1.06732	0.47262	0.52123	52.30110	0.51438
#2	0.20736	52.86323	0.50056	1.08136	1.06843	0.47146	0.52135	52.10806	0.51469
Mean	**0.20743**	**52.91938**	**0.50685**	**1.08190**	**1.06788**	**0.47204**	**0.52129**	**52.20458**	**0.51454**
%RSD	0.05031	0.15006	1.75621	0.07036	0.07376	0.17342	0.01633	0.26147	0.04189

	Co	**Cr**	**Cu**	**Fe**	**K**	**Li**	**Mg**	**Mn**	**Mo**
	ppm	ppm	ppm	ppm	ppm	ppm	ppm	ppm	ppm
#1	0.49440	0.99574	1.06156	19.48560	51.55356	0.52224	51.29505	0.94097	1.01705
#2	0.49286	0.99535	1.06056	19.44092	51.42786	0.52062	51.18179	0.93937	1.01344
Mean	**0.49363**	**0.99555**	**1.06106**	**19.46326**	**51.49071**	**0.52143**	**51.23842**	**0.94017**	**1.01525**

%RSD	0.22094	0.02778	0.06640	0.16232	0.17263	0.21971	0.15629	0.11991	0.25150

	Na	**Ni**	**P**	**Pb I**	**Pb II**	**S**	**Sb**	**Se I**	**Se II**
	ppm	ppm	ppm	ppm	ppm	ppm	ppm	ppm	ppm
#1	51.00336	1.01485	4.68677	1.03281	0.99473	4.89609	0.52893	1.09206	0.98821
#2	50.83335	1.01229	4.67266	1.03599	0.98691	4.90294	0.52912	1.08310	0.98599
Mean	**50.91835**	**1.01357**	**4.67971**	**1.03440**	**0.99082**	**4.89952**	**0.52902**	**1.08758**	**0.98710**
%RSD	0.23609	0.17878	0.21322	0.21734	0.55785	0.09897	0.02436	0.58235	0.15944

	Si	**Sn**	**Sr**	**Th**	**Ti**	**Tl**	**U**	**V**	**Zn**
	ppm	ppm	ppm	ppm	ppm	ppm	ppm	ppm	ppm
#1	4.89796	1.04468	0.49307	0.25159	0.46479	0.54833	5.27348	0.50391	0.96259
#2	4.88375	1.03987	0.49244	0.25192	0.46375	0.54730	5.30372	0.50333	0.95967
Mean	**4.89085**	**1.04228**	**0.49275**	**0.25175**	**0.46427**	**0.54781**	**5.28860**	**0.50362**	**0.96113**
%RSD	0.20538	0.32621	0.09156	0.09415	0.15781	0.13251	0.40428	0.08106	0.21468

	Zr	**Pb**	**Se**
	ppm	calc	calc
#1	0.99345	1.00741	1.02279
#2	0.99149	1.00325	1.01832
Mean	**0.99247**	**1.00533**	**1.02056**
%RSD	0.13997	0.29225	0.30952

Method : Paragon File : 080922A Printed : 9/22/2008 17:45:37
SampleId1 : CCB **SampleId2 :** **[CB]**
Analysis commenced : 9/22/2008 17:24:16
Dilution ratio : 1.00000 to 1.00000 Tray : Position : STD2

Final concentrations

	Ag	**Al**	**As**	**B**	**Ba**	**Be**	**Bi**	**Ca**	**Cd**
	ppm	ppm	ppm	ppm	ppm	ppm	ppm	ppm	ppm
#1	-0.00072	0.04083	-0.00237	-0.00311	-0.00061	0.00081	-0.00103	-0.04446	-0.00073
#2	0.00048	0.03416	-0.00358	-0.00193	-0.00053	0.00077	-0.00428	-0.04473	-0.00045
Mean	**-0.00012**	**0.03750**	**-0.00298**	**-0.00252**	**-0.00057**	**0.00079**	**-0.00266**	**-0.04459**	**-0.00059**
%RSD	704.78039	12.58238	28.71798	33.13649	10.01908	3.08680	86.42969	0.41740	33.72182

	Co	**Cr**	**Cu**	**Fe**	**K**	**Li**	**Mg**	**Mn**	**Mo**
	ppm	ppm	ppm	ppm	ppm	ppm	ppm	ppm	ppm
#1	-0.00136	-0.00131	-0.00422	-0.00257	0.10277	0.00532	-0.01956	-0.00059	-0.00083
#2	-0.00065	-0.00042	-0.00350	-0.00318	0.09894	0.00528	-0.02324	-0.00040	-0.00107
Mean	**-0.00100**	**-0.00087**	**-0.00386**	**-0.00287**	**0.10085**	**0.00530**	**-0.02140**	**-0.00049**	**-0.00095**
%RSD	50.50735	72.68455	13.05245	15.13239	2.68561	0.45359	12.14164	27.39220	17.43512

	Na	**Ni**	**P**	**Pb I**	**Pb II**	**S**	**Sb**	**Se I**	**Se II**
	ppm	ppm	ppm	ppm	ppm	ppm	ppm	ppm	ppm
#1	0.17265	-0.00136	0.00343	-0.00225	-0.00078	-0.00104	0.00093	-0.00087	-0.00063
#2	0.17054	-0.00094	0.00374	-0.00084	-0.00333	0.00238	-0.00445	-0.00198	0.00168
Mean	**0.17160**	**-0.00115**	**0.00358**	**-0.00154**	**-0.00205**	**0.00067**	**-0.00176**	**-0.00142**	**0.00052**
%RSD	0.86975	26.14127	6.23145	64.66937	87.89087	360.05357	216.52349	55.05133	310.10831

ted: 9/22/2008 17:45:43 User: ROY FRENCH

	Si	Sn	Sr	Th	Ti	Tl	U	V	Zn
	ppm	ppm	ppm	ppm	ppm	ppm	ppm	ppm	ppm
#1	0.00236	-0.00037	-0.00103	0.04685	-0.00080	-0.00310	-0.01646	-0.00070	-0.00043
#2	0.00567	0.00241	-0.00098	0.04288	-0.00099	-0.00104	-0.00798	0.00018	-0.00111
Mean	**0.00401**	**0.00102**	**-0.00100**	**0.04486**	**-0.00090**	**-0.00207**	**-0.01222**	**-0.00026**	**-0.00077**
%RSD	58.24471	192.43821	3.29930	6.26478	14.68291	70.31547	49.10097	240.78107	61.90503

	Zr	Pb	Se
	ppm	calc	calc
#1	-0.00329	-0.00127	-0.00071
#2	-0.00264	-0.00250	0.00046
Mean	**-0.00297**	**-0.00188**	**-0.00012**
%RSD	15.26828	46.26783	665.73267

Method : Paragon File : 080922A Printed : 9/22/2008 17:45:37
SampleId1 : 0809099-27 500X SampleId2 : [SAMPLE]
Analysis commenced : 9/22/2008 17:26:36
Dilution ratio : 1.00000 to 1.00000 Tray : Position : TUBE61

Final concentrations

	Ag	Al	As	B	Ba	Be	Bi	Ca	Cd
	ppm	ppm	ppm	ppm	ppm	ppm	ppm	ppm	ppm
#1	-0.00073	0.04720	-0.00435	0.00048	-0.00053	0.00079	0.00001	1.25758	-0.00019
#2	0.00041	0.05484	-0.00160	0.00092	-0.00037	0.00084	-0.00045	1.25679	-0.00034
Mean	**-0.00016**	**0.05102**	**-0.00298**	**0.00070**	**-0.00045**	**0.00082**	**-0.00022**	**1.25718**	**-0.00027**
%RSD	510.21844	10.58468	65.26798	44.54787	25.44650	4.13446	149.42943	0.04448	40.64909

	Co	Cr	Cu	Fe	K	Li	Mg	Mn	Mo
	ppm	ppm	ppm	ppm	ppm	ppm	ppm	ppm	ppm
#1	-0.00088	-0.00080	-0.00476	-0.00520	0.69025	0.00608	0.89695	0.00872	-0.00093
#2	-0.00053	0.00007	-0.00396	-0.00441	0.69335	0.00607	0.90724	0.00879	-0.00083
Mean	**-0.00071**	**-0.00037**	**-0.00436**	**-0.00481**	**0.69180**	**0.00608**	**0.90209**	**0.00875**	**-0.00088**
%RSD	35.85834	166.83615	13.00234	11.63213	0.31711	0.05275	0.80663	0.51147	7.53113

	Na	Ni	P	Pb I	Pb II	S	Sb	Se I	Se II
	ppm	ppm	ppm	ppm	ppm	ppm	ppm	ppm	ppm
#1	12.04370	-0.00243	-0.01047	-0.00114	-0.00125	3.74779	-0.00569	0.00188	0.00038
#2	12.07862	-0.00055	-0.00952	0.00497	-0.00305	3.72038	0.00103	-0.00473	-0.00027
Mean	**12.06116**	**-0.00149**	**-0.01000**	**0.00192**	**-0.00215**	**3.73408**	**-0.00233**	**-0.00143**	**0.00006**
%RSD	0.20473	89.35891	6.70178	225.36490	59.35559	0.51913	203.72570	327.67493	835.21050

	Si	Sn	Sr	Th	Ti	Tl	U	V	Zn
	ppm	ppm	ppm	ppm	ppm	ppm	ppm	ppm	ppm
#1	0.01698	-0.00110	0.03311	0.04617	-0.00090	-0.00338	-0.01040	-0.00118	0.00024
#2	0.02298	0.00417	0.03309	0.05561	-0.00056	-0.00710	-0.00010	0.00018	0.00069
Mean	**0.01998**	**0.00153**	**0.03310**	**0.05089**	**-0.00073**	**-0.00524**	**-0.00525**	**-0.00050**	**0.00047**
%RSD	21.25172	242.86612	0.04999	13.11347	33.57625	50.27646	138.79492	193.24634	68.21185

	Zr	Pb	SeNCH
	ppm	calc	calc
#1	-0.00305	-0.00121	0.00088
#2	-0.00358	-0.00038	-0.00176
Mean	**-0.00332**	**-0.00080**	**-0.00044**
%RSD	11.13814	73.64842	425.03968

Method : Paragon File : 080922A Printed : 9/22/2008 17:45:38
SampleId1 : 0809099-28 10X **SampleId2 :** **[SAMPLE]**
Analysis commenced : 9/22/2008 17:28:35
Dilution ratio : 1.00000 to 1.00000 Tray : Position : TUBE62

Final concentrations

	Ag	Al	As	B	Ba	Be	Bi	Ca	Cd
	ppm	ppm	ppm	ppm	ppm	ppm	ppm	ppm	ppm
#1	-0.00144	0.05572	-0.00930	0.04268	0.00163	0.00116	-0.00470	45.18796	-0.00020
#2	-0.00025	0.05706	0.00104	0.04312	0.00187	0.00121	-0.00005	45.44691	-0.00027
Mean	**-0.00085**	**0.05639**	**-0.00413**	**0.04290**	**0.00175**	**0.00118**	**-0.00238**	**45.31744**	**-0.00023**
%RSD	99.06192	1.69092	176.84530	0.72868	9.81685	2.86067	138.40010	0.40405	21.15998

	Co	Cr	Cu	Fe	K	Li	Mg	Mn	Mo
	ppm	ppm	ppm	ppm	ppm	ppm	ppm	ppm	ppm
#1	-0.00148	-0.00161	-0.00386	-0.00678	20.20961	0.06873	56.41983	0.55856	0.16485
#2	0.00019	0.00011	-0.00325	-0.00617	20.33152	0.06932	56.72018	0.56136	0.16476
Mean	**-0.00064**	**-0.00075**	**-0.00356**	**-0.00648**	**20.27056**	**0.06902**	**56.57000**	**0.55996**	**0.16480**
%RSD	183.91688	162.97493	12.14645	6.71508	0.42526	0.60269	0.37543	0.35332	0.04028

	Na	Ni	P	Pb I	Pb II	S	Sb	Se I	Se II
	ppm	ppm	ppm	ppm	ppm	ppm	ppm	ppm	ppm
#1	239.82353	-0.00090	0.00721	-0.00696	0.00022	247.48879	-0.00442	-0.00246	0.00804
#2	240.73244	0.00045	0.00121	-0.00003	-0.00341	248.93259	0.00218	-0.00400	-0.00298
Mean	**240.27798**	**-0.00023**	**0.00421**	**-0.00350**	**-0.00159**	**248.21069**	**-0.00112**	**-0.00323**	**0.00253**
%RSD	0.26748	422.62570	100.65649	140.11413	161.07971	0.41131	416.60626	33.59261	307.51963

	Si	Sn	Sr	Th	Ti	Tl	U	V	Zn
	ppm	ppm	ppm	ppm	ppm	ppm	ppm	ppm	ppm
#1	1.03761	0.00739	1.05458	0.05054	-0.00084	-0.01003	0.15081	-0.00162	0.00204
#2	1.04998	0.00827	1.05818	0.04798	-0.00059	-0.00367	0.18111	-0.00032	0.00114
Mean	**1.04380**	**0.00783**	**1.05638**	**0.04926**	**-0.00072**	**-0.00685**	**0.16596**	**-0.00097**	**0.00159**
%RSD	0.83798	7.93031	0.24111	3.66527	24.55446	65.62743	12.91006	94.29457	39.98757

	Zr	Pb	Se
	ppm	calc	calc
#1	-0.00420	-0.00217	0.00454
#2	-0.00342	-0.00228	-0.00332
Mean	**-0.00381**	**-0.00223**	**0.00061**
%RSD	14.58808	3.57723	906.09062

Method : Paragon File : 080922A Printed : 9/22/2008 17:45:38

SampleId1 : 0809099-29 25X **SampleId2 :** **[SAMPLE]**
Analysis commenced : 9/22/2008 17:30:35
Dilution ratio : 1.00000 to 1.00000 Tray : Position : TUBE63

Final concentrations

	Ag	Al	As	B	Ba	Be	Bi	Ca	Cd
	ppm	ppm	ppm	ppm	ppm	ppm	ppm	ppm	ppm
#1	0.00014	0.05983	-0.00424	0.03128	0.00074	0.00106	-0.00379	21.69023	-0.00047
#2	-0.00066	0.06187	-0.00787	0.03045	0.00066	0.00111	-0.00275	21.56837	-0.00011
Mean	**-0.00026**	**0.06085**	**-0.00606**	**0.03086**	**0.00070**	**0.00108**	**-0.00327**	**21.62930**	**-0.00029**
%RSD	216.64390	2.37090	42.36194	1.91317	8.21352	3.31558	22.49696	0.39839	89.45430

	Co	Cr	Cu	Fe	K	Li	Mg	Mn	Mo
	ppm	ppm	ppm	ppm	ppm	ppm	ppm	ppm	ppm
#1	-0.00011	-0.00048	-0.00356	-0.00547	10.76611	0.03234	31.44704	0.21912	0.04236
#2	-0.00052	-0.00093	-0.00319	-0.00617	10.89507	0.03267	31.49438	0.21861	0.04199
Mean	**-0.00032**	**-0.00071**	**-0.00338**	**-0.00582**	**10.83059**	**0.03250**	**31.47071**	**0.21886**	**0.04217**
%RSD	93.77231	45.31994	7.74556	8.54373	0.84198	0.71335	0.10636	0.16393	0.62977

	Na	Ni	P	Pb I	Pb II	S	Sb	Se I	Se II
	ppm	ppm	ppm	ppm	ppm	ppm	ppm	ppm	ppm
#1	202.73430	-0.00033	0.00121	0.00254	-0.00461	124.80139	0.00247	-0.00250	-0.00224
#2	203.48071	-0.00070	-0.00036	0.00342	-0.00527	125.25476	-0.00136	-0.00296	0.00129
Mean	**203.10751**	**-0.00051**	**0.00043**	**0.00298**	**-0.00494**	**125.02808**	**0.00056**	**-0.00273**	**-0.00047**
%RSD	0.25986	51.02924	262.38642	20.98872	9.38103	0.25641	485.47885	12.07109	530.26841

	Si	Sn	Sr	Th	Ti	Tl	U	V	Zn
	ppm	ppm	ppm	ppm	ppm	ppm	ppm	ppm	ppm
#1	0.40038	0.00549	0.54664	0.04299	-0.00096	0.00025	0.09930	0.00021	-0.00021
#2	0.40299	0.00051	0.54763	0.04099	-0.00096	0.00071	0.07869	-0.00039	0.00047
Mean	**0.40169**	**0.00300**	**0.54713**	**0.04199**	**-0.00096**	**0.00048**	**0.08899**	**-0.00009**	**0.00013**
%RSD	0.45963	117.37587	0.12739	3.35982	0.00000	67.50499	16.37177	489.73477	370.04063

	Zr	Pb	Se
	ppm	calc	calc
#1	-0.00284	-0.00223	-0.00232
#2	-0.00312	-0.00237	-0.00012
Mean	**-0.00298**	**-0.00230**	**-0.00122**
%RSD	6.46998	4.37274	127.22705

Method : Paragon File : 080922A Printed : 9/22/2008 17:45:38
SampleId1 : CRI **SampleId2 :** **[FLEXQC]**
Analysis commenced : 9/22/2008 17:33:17
Dilution ratio : 1.00000 to 1.00000 Tray : Position : STD3

Final concentrations

	Ag	Al	As	B	Ba	Be	Bi	Ca	Cd
	ppm	ppm	ppm	ppm	ppm	ppm	ppm	ppm	ppm

#1	0.01911	0.61143	0.00818	0.45306	0.45026	0.01131	0.04972	5.81181	0.01036
#2	0.02072	0.60457	0.01005	0.44899	0.44541	0.01126	0.04937	5.77050	0.01050
Mean	**0.01992**	**0.60800**	**0.00912**	**0.45102**	**0.44783**	**0.01128**	**0.04954**	**5.79115**	**0.01043**
%RSD	5.70535	0.79858	14.49719	0.63822	0.76504	0.30772	0.49191	0.50439	1.00785

	Co	**Cr**	**Cu**	**Fe**	**K**	**Li**	**Mg**	**Mn**	**Mo**
	ppm	ppm	ppm	ppm	ppm	ppm	ppm	ppm	ppm
#1	0.10318	0.02183	0.05070	0.20292	4.59557	0.02108	5.34305	0.02994	0.02015
#2	0.10299	0.02156	0.05051	0.20239	4.57414	0.02094	5.31325	0.02981	0.02015
Mean	**0.10309**	**0.02170**	**0.05061**	**0.20266**	**4.58485**	**0.02101**	**5.32815**	**0.02987**	**0.02015**
%RSD	0.12732	0.87284	0.26127	0.18420	0.33052	0.47997	0.39543	0.29981	0.00000

	Na	**Ni**	**P**	**Pb I**	**Pb II**	**S**	**Sb**	**Se I**	**Se II**
	ppm	ppm	ppm	ppm	ppm	ppm	ppm	ppm	ppm
#1	4.77947	0.08763	0.19548	0.00317	0.00380	0.22472	0.13357	0.00637	0.00304
#2	4.73939	0.08715	0.19169	0.00480	0.00632	0.21104	0.13512	0.00876	0.00225
Mean	**4.75943**	**0.08739**	**0.19359**	**0.00398**	**0.00506**	**0.21788**	**0.13434**	**0.00756**	**0.00264**
%RSD	0.59542	0.38878	1.38502	28.89735	35.22585	4.44072	0.81501	22.38446	21.26208

	Si	**Sn**	**Sr**	**Th**	**Ti**	**Tl**	**U**	**V**	**Zn**
	ppm	ppm	ppm	ppm	ppm	ppm	ppm	ppm	ppm
#1	0.11703	0.10292	0.02369	0.11031	0.01896	0.01720	0.20279	0.10830	0.04310
#2	0.11578	0.10189	0.02353	0.11197	0.01891	0.01804	0.21672	0.10782	0.04400
Mean	**0.11640**	**0.10241**	**0.02361**	**0.11114**	**0.01893**	**0.01762**	**0.20975**	**0.10806**	**0.04355**
%RSD	0.75923	0.70710	0.49054	1.05090	0.19895	3.38398	4.69880	0.31016	1.45741

	Zr	**Pb**	**Se**
	ppm	calc	calc
#1	0.05057	0.00359	0.00415
#2	0.05027	0.00581	0.00442
Mean	**0.05042**	**0.00470**	**0.00428**
%RSD	0.41821	33.43970	4.40653

Method : Paragon File : 080922A Printed : 9/22/2008 17:45:38
SampleId1 : ICSA **SampleId2 :** **[FLEXQC]**
Analysis commenced : 9/22/2008 17:35:36
Dilution ratio : 1.00000 to 1.00000 Tray : Position : STD4

Final concentrations

	Ag	**Al**	**As**	**B**	**Ba**	**Be**	**Bi**	**Ca**	**Cd**
	ppm	ppm	ppm	ppm	ppm	ppm	ppm	ppm	ppm
#1	0.00002	257.58662	-0.00127	-0.00453	-0.00037	0.00156	-0.00079	263.04822	-0.00024
#2	0.00009	259.10698	-0.00226	-0.00591	-0.00042	0.00163	0.00014	260.75879	-0.00026
Mean	**0.00006**	**258.34680**	**-0.00177**	**-0.00522**	**-0.00040**	**0.00159**	**-0.00033**	**261.90351**	**-0.00025**
%RSD	81.98675	0.41613	39.56478	18.64077	9.63835	2.98814	201.07960	0.61812	6.22059

	Co	**Cr**	**Cu**	**Fe**	**K**	**Li**	**Mg**	**Mn**	**Mo**
	ppm	ppm	ppm	ppm	ppm	ppm	ppm	ppm	ppm
#1	0.00276	-0.00118	-0.00874	97.61005	0.13815	0.00590	258.81929	0.00252	-0.00112

#2	0.00270	-0.00086	-0.00891	96.91925	0.12338	0.00587	259.08220	0.00264	-0.00046
Mean	**0.00273**	**-0.00102**	**-0.00882**	**97.26465**	**0.13076**	**0.00589**	**258.95075**	**0.00258**	**-0.00079**
%RSD	1.52985	22.18206	1.43357	0.50220	7.98934	0.27228	0.07179	3.47001	59.00199

	Na	**Ni**	**P**	**Pb I**	**Pb II**	**S**	**Sb**	**Se I**	**Se II**
	ppm	ppm	ppm	ppm	ppm	ppm	ppm	ppm	ppm
#1	0.18828	0.00010	0.00121	0.00365	0.00406	0.01264	0.00703	0.00285	-0.00682
#2	0.18824	-0.00018	0.01511	-0.00160	0.00445	0.01264	0.00672	-0.00053	0.00596
Mean	**0.18826**	**-0.00004**	**0.00816**	**0.00102**	**0.00425**	**0.01264**	**0.00688**	**0.00116**	**-0.00043**
%RSD	0.01525	479.11169	120.37093	363.69777	6.49532	0.00000	3.16687	206.44925	2100.24011

	Si	**Sn**	**Sr**	**Th**	**Ti**	**Tl**	**U**	**V**	**Zn**
	ppm	ppm	ppm	ppm	ppm	ppm	ppm	ppm	ppm
#1	0.00411	0.00388	0.00049	0.02331	-0.00094	-0.00943	0.04798	-0.00186	0.00720
#2	0.00743	0.00754	0.00049	0.01074	-0.00129	-0.00549	0.04724	-0.00241	0.00361
Mean	**0.00577**	**0.00571**	**0.00049**	**0.01703**	**-0.00112**	**-0.00746**	**0.04761**	**-0.00213**	**0.00540**
%RSD	40.75057	45.35089	1.12402	52.21457	22.51346	37.41911	1.10157	18.14949	46.99702

	Zr	**Pb**	**Se**
	ppm	calc	calc
#1	0.00107	0.00392	-0.00360
#2	0.00185	0.00243	0.00380
Mean	**0.00146**	**0.00318**	**0.00010**
%RSD	37.68632	33.12371	5279.07072

Method : Paragon File : 080922A Printed : 9/22/2008 17:45:39
SampleId1 : ICSAB **SampleId2 :** **[FLEXQC]**
Analysis commenced : 9/22/2008 17:37:52
Dilution ratio : 1.00000 to 1.00000 Tray : Position : STD5

Final concentrations

	Ag	**Al**	**As**	**B**	**Ba**	**Be**	**Bi**	**Ca**	**Cd**
	ppm	ppm	ppm	ppm	ppm	ppm	ppm	ppm	ppm
#1	0.20288	257.69209	0.09633	1.05968	0.53406	0.45118	0.51898	259.18559	1.00443
#2	0.20399	258.11977	0.09336	1.06032	0.53671	0.45281	0.51854	259.56897	1.00590
Mean	**0.20343**	**257.90593**	**0.09484**	**1.06000**	**0.53538**	**0.45199**	**0.51876**	**259.37728**	**1.00516**
%RSD	0.38778	0.11726	2.21157	0.04244	0.35054	0.25511	0.06039	0.10451	0.10309

	Co	**Cr**	**Cu**	**Fe**	**K**	**Li**	**Mg**	**Mn**	**Mo**
	ppm	ppm	ppm	ppm	ppm	ppm	ppm	ppm	ppm
#1	0.48166	0.45839	0.53626	95.99694	0.12447	1.03268	256.78219	0.45298	0.98446
#2	0.48249	0.45872	0.53741	96.26677	0.11991	1.03369	257.25371	0.45400	0.98971
Mean	**0.48208**	**0.45856**	**0.53683**	**96.13185**	**0.12219**	**1.03318**	**257.01795**	**0.45349**	**0.98709**
%RSD	0.12111	0.05081	0.15063	0.19848	2.63883	0.06921	0.12972	0.15851	0.37626

	Na	**Ni**	**P**	**Pb I**	**Pb II**	**S**	**Sb**	**Se I**	**Se II**
	ppm	ppm	ppm	ppm	ppm	ppm	ppm	ppm	ppm
#1	0.19003	0.95760	0.96654	0.03947	0.05118	1.00823	0.63092	0.05997	0.04357
#2	0.18950	0.96317	0.96147	0.03825	0.05419	0.99797	0.63309	0.06036	0.03686

Mean	**0.18976**	**0.96039**	**0.96400**	**0.03886**	**0.05269**	**1.00310**	**0.63201**	**0.06017**	**0.04022**
%RSD	0.19665	0.41000	0.37180	2.21015	4.04193	0.72370	0.24345	0.45468	11.80208

	Si	**Sn**	**Sr**	**Th**	**Ti**	**Tl**	**U**	**V**	**Zn**
	ppm	ppm	ppm	ppm	ppm	ppm	ppm	ppm	ppm
#1	0.94597	1.03647	0.96602	0.39329	0.87896	0.09965	10.36183	0.48574	0.90647
#2	0.94935	1.02656	0.96947	0.41052	0.88402	0.09921	10.39417	0.48731	0.91096
Mean	**0.94766**	**1.03152**	**0.96774**	**0.40190**	**0.88149**	**0.09943**	**10.37800**	**0.48652**	**0.90872**
%RSD	0.25222	0.67981	0.25167	3.03184	0.40540	0.31596	0.22033	0.22919	0.34932

	Zr	**Pb**	**Se**
	ppm	calc	calc
#1	0.47846	0.04728	0.04903
#2	0.47899	0.04889	0.04469
Mean	**0.47872**	**0.04808**	**0.04686**
%RSD	0.07793	2.35930	6.56159

Method : Paragon File : 080922A Printed : 9/22/2008 17:45:39
SampleId1 : CCV **SampleId2 :** **[CV]**
Analysis commenced : 9/22/2008 17:40:09
Dilution ratio : 1.00000 to 1.00000 Tray : Position : STD6

Final concentrations

	Ag	**Al**	**As**	**B**	**Ba**	**Be**	**Bi**	**Ca**	**Cd**
	ppm	ppm	ppm	ppm	ppm	ppm	ppm	ppm	ppm
#1	0.20735	52.36531	0.50778	1.07916	1.05784	0.47286	0.52363	52.52908	0.51633
#2	0.20907	52.68657	0.51249	1.08689	1.06430	0.47483	0.52942	52.88153	0.52033
Mean	**0.20821**	**52.52594**	**0.51013**	**1.08302**	**1.06107**	**0.47385**	**0.52652**	**52.70531**	**0.51833**
%RSD	0.58116	0.43248	0.65242	0.50479	0.43090	0.29419	0.77858	0.47286	0.54581

	Co	**Cr**	**Cu**	**Fe**	**K**	**Li**	**Mg**	**Mn**	**Mo**
	ppm	ppm	ppm	ppm	ppm	ppm	ppm	ppm	ppm
#1	0.49606	0.99983	1.04715	19.45759	50.74341	0.51204	51.18848	0.93995	1.01480
#2	0.49755	1.00591	1.05204	19.56818	50.97864	0.51471	51.42353	0.94562	1.02113
Mean	**0.49681**	**1.00287**	**1.04960**	**19.51288**	**50.86102**	**0.51337**	**51.30600**	**0.94279**	**1.01797**
%RSD	0.21205	0.42834	0.32916	0.40077	0.32704	0.36675	0.32395	0.42571	0.43975

	Na	**Ni**	**P**	**Pb I**	**Pb II**	**S**	**Sb**	**Se I**	**Se II**
	ppm	ppm	ppm	ppm	ppm	ppm	ppm	ppm	ppm
#1	50.41933	1.01937	4.78813	1.04081	0.98821	4.87209	0.52817	1.07647	0.96320
#2	50.73329	1.02499	4.76214	1.05035	0.98742	4.86866	0.53246	1.07198	0.97576
Mean	**50.57631**	**1.02218**	**4.77514**	**1.04558**	**0.98782**	**4.87037**	**0.53032**	**1.07423**	**0.96948**
%RSD	0.43896	0.38898	0.38479	0.64514	0.05650	0.04978	0.57211	0.29532	0.91616

	Si	**Sn**	**Sr**	**Th**	**Ti**	**Tl**	**U**	**V**	**Zn**
	ppm	ppm	ppm	ppm	ppm	ppm	ppm	ppm	ppm
#1	4.87133	1.05387	0.48779	0.23803	0.46085	0.54190	5.23302	0.50403	0.97067
#2	4.90428	1.05328	0.49041	0.24712	0.46361	0.55633	5.25591	0.50598	0.97965
Mean	**4.88781**	**1.05357**	**0.48910**	**0.24258**	**0.46223**	**0.54912**	**5.24447**	**0.50500**	**0.97516**

%RSD	0.47673	0.03934	0.37918	2.65027	0.42134	1.85733	0.30852	0.27257	0.65106

	Zr	Pb	Se
	ppm	calc	calc
#1	0.98808	1.00573	1.00092
#2	0.99234	1.00838	1.00780
Mean	**0.99021**	**1.00705**	**1.00436**
%RSD	0.30417	0.18609	0.48467

Method : Paragon File : 080922A Printed : 9/22/2008 17:45:39
SampleId1 : CCB **SampleId2 :** **[CB]**
Analysis commenced : 9/22/2008 17:42:24
Dilution ratio : 1.00000 to 1.00000 Tray : Position : STD2

Final concentrations

	Ag	Al	As	B	Ba	Be	Bi	Ca	Cd
	ppm	ppm	ppm	ppm	ppm	ppm	ppm	ppm	ppm
#1	-0.00079	0.04927	-0.00259	-0.00266	-0.00056	0.00076	-0.00382	-0.04315	-0.00045
#2	-0.00026	0.04646	-0.00479	-0.00158	-0.00053	0.00079	0.00117	-0.04367	-0.00027
Mean	**-0.00052**	**0.04787**	**-0.00369**	**-0.00212**	**-0.00054**	**0.00078**	**-0.00132**	**-0.04341**	**-0.00036**
%RSD	71.81231	4.15867	42.10907	35.99824	3.50525	2.95754	266.87254	0.85758	34.69046

	Co	Cr	Cu	Fe	K	Li	Mg	Mn	Mo
	ppm	ppm	ppm	ppm	ppm	ppm	ppm	ppm	ppm
#1	-0.00082	-0.00050	-0.00448	-0.00257	0.13177	0.00518	-0.01956	-0.00052	-0.00065
#2	-0.00065	-0.00054	-0.00449	-0.00274	0.11754	0.00514	-0.01883	-0.00040	-0.00055
Mean	**-0.00073**	**-0.00052**	**-0.00449**	**-0.00265**	**0.12465**	**0.00516**	**-0.01919**	**-0.00046**	**-0.00060**
%RSD	17.26122	4.54688	0.07424	4.68134	8.07052	0.49690	2.70724	19.52188	11.06736

	Na	Ni	P	Pb I	Pb II	S	Sb	Se I	Se II
	ppm	ppm	ppm	ppm	ppm	ppm	ppm	ppm	ppm
#1	0.16896	-0.00140	0.00185	-0.00103	-0.00192	0.00238	-0.00166	-0.00191	-0.00480
#2	0.16770	-0.00175	0.00185	0.00157	-0.00088	0.00238	-0.00290	-0.00012	-0.00286
Mean	**0.16833**	**-0.00158**	**0.00185**	**0.00027**	**-0.00140**	**0.00238**	**-0.00228**	**-0.00101**	**-0.00383**
%RSD	0.52855	15.76629	0.00000	686.61554	52.61056	0.00000	38.52480	124.95945	35.84715

	Si	Sn	Sr	Th	Ti	Tl	U	V	Zn
	ppm	ppm	ppm	ppm	ppm	ppm	ppm	ppm	ppm
#1	0.00113	0.00475	-0.00099	0.04710	-0.00083	-0.00786	-0.01768	-0.00105	-0.00155
#2	0.00506	-0.00212	-0.00098	0.04505	-0.00096	-0.00692	-0.00919	-0.00054	-0.00178
Mean	**0.00310**	**0.00131**	**-0.00098**	**0.04607**	**-0.00090**	**-0.00739**	**-0.01343**	**-0.00080**	**-0.00167**
%RSD	89.59252	370.00290	0.56079	3.15150	10.48779	8.97006	44.66793	44.85693	9.52110

	Zr	Pb	Se
	ppm	calc	calc
#1	-0.00306	-0.00162	-0.00384
#2	-0.00288	-0.00006	-0.00195
Mean	**-0.00297**	**-0.00084**	**-0.00289**
%RSD	4.24842	130.68732	46.26016

HEADER INFROMATION FOR ANALYTICAL SEQUENCE MS080923A REM

STANDARD SOLUTIONS

ST080818-14 = 40 PPM - Al; 10 PPM - Pb; 4 PPM - As, Se; 2 PPM – Cd, Ag, Sb, U, Mo; 0.1 PPM – Tl, Th.
EXPIRES: 01/10/10.

CALIBRATION STANDARDS

HIGH STD (200 ppb - Al; 50 ppb - Pb; 20 ppb - As, Se; 10ppb – Cd, Ag, Sb, U, Mo; 0.5ppb – Tl, Th.) Made daily by diluting (ST080818-14) 200 fold, (0.05ml up to a 10 ml final volume).

HIGH/2 LEVEL STD (100 ppb - Al; 25 ppb - Pb; 10 ppb - As, Se; 5ppb –Cd, Ag, Sb, U, Mo; 0.25ppb – Tl, Th.) Made daily by diluting 5.0ml of the HIGH STD calibration standard up to a 10ml final volume, (400 fold dilution of ST080818-14).

MID LEVEL STD (40 ppb - Al; 10 ppb - Pb; 4 ppb - As, Se; 2ppb –Cd, Ag, Sb, U, Mo; 0.1ppb – Tl, Th.) Made daily by diluting 2.0ml of the HIGH STD calibration standard up to a 10ml final volume, (1000 fold dilution of ST080818-14).

LOW LEVEL STD (20 ppb - Al; 5 ppb - Pb; 2 ppb - As, Se; 1ppb – Cd, Ag, Sb, U, Mo; 0.05ppb – Tl, Th) Made daily by diluting 1.0ml of the HIGH STD calibration standard up to a 10ml final volume, (2000 fold dilution of ST080818-14).

LOW/2 LEVEL STD (10 ppb - Al; 2.5 ppb - Pb; 1 ppb - As, Se; 0.5ppb –Cd, Ag, Sb, U, Mo; 0.025ppb – Tl, Th.) Made daily by diluting 0.5ml of the HIGH STD calibration standard up to a 10ml final volume, (4000 fold dilution of ST080818-14).

LOW/10 LEVEL STD (2 ppb - Al; 0.5 ppb - Pb; 0.2 ppb - As, Se; 0.1ppb –Cd, Ag, Sb, U, Mo; 0.005ppb – Tl, Th.) Made daily by diluting 1.0ml of the LOW LEVEL STD calibration standard up to a 10ml final volume, (20,000 fold dilution of ST080818-14).

LOW/20 LEVEL STD (1 ppb - Al; 0.25 ppb - Pb; 0.1 ppb - As, Se; 0.05ppb –Cd, Ag, Sb, U, Mo; 0.0025ppb – Tl, Th.) Made daily by diluting 0.5ml of the LOW LEVEL STD calibration standard up to a 10ml final volume, (40,000 fold dilution of ST080818-14).

LOW/100 LEVEL STD (0.2 ppb - Al; 0.05 ppb - Pb; 0.02 ppb - As, Se; 0.01ppb –Cd, Ag, Sb, U, Mo; 0.0005ppb – Tl, Th.) Made daily by diluting 1.0ml of the LOW/10 LEVEL STD calibration standard up to a 10ml final volume, (200,000 fold dilution of ST080818-14).

INTERFERENCE CHECK SOLUTIONS

ICSA Made daily by diluting 0.1ml of (ST071130-3--EXPIRES: 11/01/08) up to a 10ml final volume, (100 fold dilution). The ICSA working solution contains the following elements and concentrations:

Element	Concentration (PPM)
Cl	212.15
Ca	30
Fe,Na	25
C	20
Al,K,Mg,P,S	10
Mo,Ti	0.2

ICSAB Made daily by diluting 0.1ml of (ST071130-3--EXPIRES: 11/01/08) and 2ml of the HIGH STD calibration standard up to a 10ml final volume. (This solution is a 100 fold dilution of ST071130-3 and a 1000 fold dilution of ST080818-14.) The ICSAB working solution contains the following elements and concentrations:

Element	Concentration (PPM)
Cl	212.15
Ca	30
Fe,Na	25
C	20
Al,K,Mg,P,S	10
Mo,Ti	0.2
Pb	0.01
As,Se	0.004
Ag,Sb,U,Cd	0.002
Tl,Th	0.0001

NOTE: When analyzing for As and/or Se, the ICSA and ICSAB solutions are passed through a cation exchange column.

ICSA_MO – Direct analysis of (ST080818-15 Expires 01-10-10). This solution is custom and made to be as close as possible to the ICSA above, without Mo. This ICSA working solution contains the following elements and concentrations:

Element	Concentration (PPM)
Ca	30
Fe,Na	25
Al,K,Mg,P	10
Ti	0.2

ICSAB_MO Made daily by diluting 0.04ml of (ST071130-7--EXPIRES: 01/23/09) up to a 10ml final volume with ICSA (Mo) solution above (ST080818-15 Expires 01-10-10). (This solution is a 250 fold dilution of ST071130-7.) This ICSAB working solution contains the following elements and concentrations:

Element	Concentration (PPM)
Ca	30
Fe,Na	25
Al,K,Mg,P	10
Ti	0.2
Mo	0.002
Pb	0.01
As,Se	0.004
Ag,Sb,U,Cd	0.002
Tl,Th	0.0001

CALIBRATION CHECK STANDARDS

ICV Made daily by diluting ICV second source intermediate (ST071130-7--EXPIRES: 01/23/09) 200 fold, (0.05ml up to a 10ml final volume). The ICV working solution contains the following elements and concentrations:

Element	Concentration (ppb)
Al	50
Pb	12.5
As,Se	5
Ag,Sb,U,Mo,Cd	2.5
Tl,Th	0.125

CCV Made daily by diluting 2.0ml of the HIGH STD calibration standard up to a 10ml final volume, (1000 fold dilution of ST080818-14). The CCV working solution contains the following elements and concentrations:

Element	Concentration (ppb)
Al	40
Pb	10
As,Se	4
Ag,Sb,U,Mo,Cd	2
Tl,Th	0.1

CRI_LOW/100 Re-analysis of the LOW/100 LEVEL STD (made daily as described above). The CRI working solution contains the following elements and concentrations:

Element	Concentration (ppb)
Al	0.2
As,Se	0.02
U,Mo,Cd,Ag,Sb	0.01
Pb	0.05
Tl,Th	0.0005

CRI_LOW/20 Re-analysis of the LOW/20 LEVEL STD (made daily as described above). The CRI working solution contains the following elements and concentrations:

Element	Concentration (ppb)
Al	1.0
As,Se	0.1
U,Mo,Cd,Ag,Sb	0.05
Pb	0.25
Tl,Th	0.0025

CRI_LOW/10 Re-analysis of the LOW/10 LEVEL STD (made daily as described above). The CRI working solution contains the following elements and concentrations:

Element	Concentration (ppb)
Al	2.0
As,Se	0.2
U,Mo,Cd,Ag,Sb	0.1
Pb	0.5
Tl,Th	0.0050

BLANK

ICB / CCB and all diluent – 1% HNO_3, 1% HCl in double deionized water.

INTERNAL STANDARDS

Internal Standard Intermediate (ST070904-12 --EXPIRES: 08/16/09) contains 1 PPM each of Bi, Rh, In; and 2 PPM each of Ga, Pt. This intermediate is added to all standards and samples in the same proportion of 1 on top of 100. Most often this is done by adding 0.05ml of Internal Standard Intermediate on top of 5ml of sample or standard. The final concentration of internal standard in the working solutions or samples is about 10 ppb In, Rh, Bi; and 20 ppb Ga, Pt.

ACID LOT NUMBERS

HNO_3 – G04026
HCl – G05039

PIPET ID NUMBERS

1.0 to 5.0ml -- M-66
0.1 to 1.0ml – M-60
0.01 to 0.1ml -- M-56

DILUTIONS

2X dilutions made by diluting 5ml of sample to a 10ml final volume.
5X dilutions made by diluting 1ml of sample to a 5ml final volume.
10X dilutions made by diluting 1ml of sample to a 10ml final volume.
50X dilutions made by diluting 0.1ml of sample to a 5ml final volume.
100X dilutions made by diluting 0.1ml of sample to a 10ml final volume.
200X dilutions made by diluting 0.05ml of sample to a 10ml final volume.

ANALYTICAL SPIKES

0808250-7 post spiked for U at 2 ppb by diluting 0.02ml of (ST071130-7 = 500 ppb U) up to a 5 ml final volume with the 10 fold dilution of the sample digestate.

0809141-1 post spiked for Ag and Cd at 2 ppb and Pb at 10 ppb by diluting 0.02ml of (ST071130-7 = 500 ppb Ag and Cd and 2.5 ppm Pb) up to a 5 ml final volume with the 10 fold dilution of the sample.

0809099-2 and -3 spiked for U at 2 ppb by diluting 0.02ml of (ST071130-7 = 500 ppb U) up to a 5 ml final volume with the 500 fold dilution of the samples.

DAILY MAINTENANCE ITEMS

1. Check / change pump tubing
2. Check / empty drain containers
3. Tune instrument per manufacturer's procedures
4. Perform ten minute stability test (include results with data package)

MONTHLY MAINTENANCE ITEMS

1. Check / clean torch and cones for deposits
2. Check / clean nebulizer and spray chamber

3. Check / fill water recirculating reservoirs
4. Check / fill vacuum pump oil

COMMENTS

The IDL / MDL working solution contains the following elements and concentrations:

Element	Concentration (ppb)
Al	1.2
Cd,Tl,Ag,Th	0.008
As	0.05
Mo	0.03
Ce,La,Pr,Nd,Y	0.01
Re	0.02
U	0.002
Be,Cu,Mn	0.1
Zn	0.5
Sb	0.025
Pb	0.015
Se,V	0.06

Tuning Method Report **Page 1**

Method: D:\MASSLYNX PROJECTS\AUG2002.PRO\ACQUDB\14AUGJTF TUNE

Printed: Tue Sep 23 10:32:40 2008

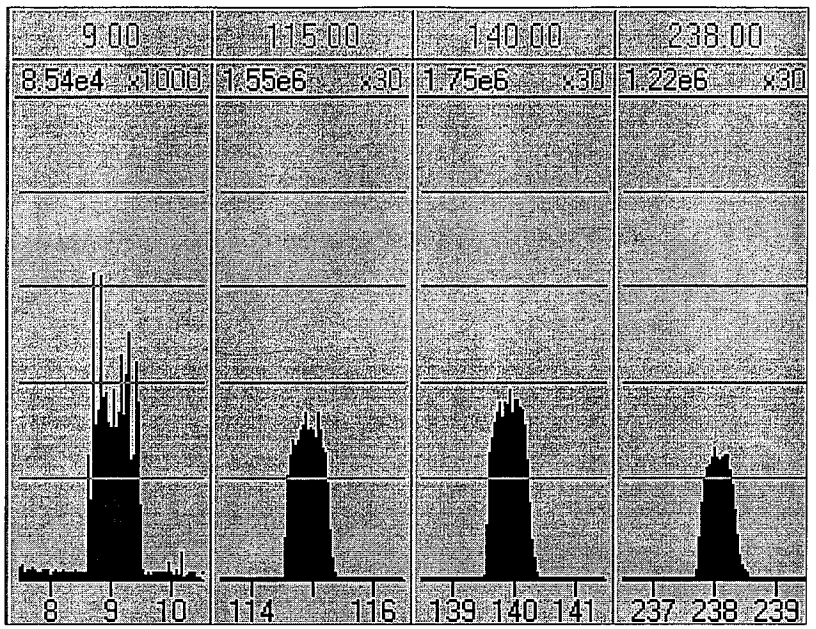

ANALYSER	Set	Rdbk
Cone Lens	75	-90
Hex Exit Lens	400	419
Hex Bias	0.2	
LM Resolution	12.5	
High Resolution	12.5	
Ion Energy	2.0	
Multiplier	530	-545

Pressures	Rdbk
Analyser Vacuum	2.6e-5

TORCH	Set	
X-Axis	2.24	2.30
Y-Axis	0.05	0.04
Z-Axis	0.45	0.45
Forward Power	1355	1351

GAS	Set	
Cool Gas	13.50	13.49
Intermediate Gas	0.72	0.72
Nebuliser Gas 1	0.72	0.72
Nebuliser Gas 2	0.00	0.01
Helium	5.0	5.0
Hydrogen	5.0	5.0
Hexapole Aux	0.00	0.36
Laser Gas	0.00	0.25

Quantify Compound Summary Report
23SEP08

Sample List: D:\MassLynx Projects\AUG2002.PRO\SampleDB\stability 23SEP08
Last modified: Tue Sep 23 10:32:50 2008
Method: D:\MassLynx Projects\AUG2002.PRO\MethDB\Tune QUANT
Last modified: Wed Mar 28 11:37:26 2007
Job Code:

Printed: Tue Sep 23 10:46:24 2008

Compound 1: 9Be

#	File name	Sample ID	PPB	CPS	IS CPS	%StdDev	Aq Date	
1	23SEP08 01			47064		0.056	23-Sep-08	10
2	23SEP08 02			44989		0.063	23-Sep-08	10
3	23SEP08 03			44627		0.060	23-Sep-08	10
4	23SEP08 04			43842		0.060	23-Sep-08	10
5	23SEP08 05			43963		0.053	23-Sep-08	10
6	23SEP08 06			43271		0.067	23-Sep-08	10
7	23SEP08 07			43176		0.061	23-Sep-08	10
8	23SEP08 08			43422		0.071	23-Sep-08	10
9	23SEP08 09			43438		0.069	23-Sep-08	10
10	23SEP08 10			44033		0.085	23-Sep-08	10

Quantify Compound Summary Report
23SEP08

Sample List: D:\MassLynx Projects\AUG2002.PRO\SampleDB\stability 23SEP08
Last modified: Tue Sep 23 10:32:50 2008
Method: D:\MassLynx Projects\AUG2002.PRO\MethDB\Tune QUANT
Last modified: Wed Mar 28 11:37:26 2007
Job Code:

Printed: Tue Sep 23 10:46:24 2008

Compound 2: 24Mg

#	File name	Sample ID	PPB	CPS	IS CPS	%StdDev	Aq Date	
1	23SEP08 01			150117		0.033	23-Sep-08	10
2	23SEP08 02			148055		0.036	23-Sep-08	10
3	23SEP08 03			146473		0.032	23-Sep-08	10
4	23SEP08 04			145289		0.034	23-Sep-08	10
5	23SEP08 05			144768		0.031	23-Sep-08	10
6	23SEP08 06			141234		0.034	23-Sep-08	10
7	23SEP08 07			141275		0.039	23-Sep-08	10
8	23SEP08 08			140741		0.036	23-Sep-08	10
9	23SEP08 09			141426		0.037	23-Sep-08	10
10	23SEP08 10			144028		0.037	23-Sep-08	10

Sample List: D:\MassLynx Projects\AUG2002.PRO\SampleDB\stability 23SEP08
Last modified: Tue Sep 23 10:32:50 2008
Method: D:\MassLynx Projects\AUG2002.PRO\MethDB\Tune QUANT
Last modified: Wed Mar 28 11:37:26 2007
Job Code:

Printed: Tue Sep 23 10:46:24 2008

Compound 3: 59Co

#	File name	Sample ID	PPB	CPS	IS CPS	%StdDev	Aq Date	
1	23SEP08 01			496160		0.018	23-Sep-08	10
2	23SEP08 02			488923		0.020	23-Sep-08	10
3	23SEP08 03			488937		0.019	23-Sep-08	10
4	23SEP08 04			479008		0.021	23-Sep-08	10
5	23SEP08 05			480818		0.018	23-Sep-08	10
6	23SEP08 06			469061		0.017	23-Sep-08	10
7	23SEP08 07			465083		0.019	23-Sep-08	10
8	23SEP08 08			468270		0.019	23-Sep-08	10
9	23SEP08 09			474062		0.018	23-Sep-08	10
10	23SEP08 10			478368		0.018	23-Sep-08	10

Sample List: D:\MassLynx Projects\AUG2002.PRO\SampleDB\stability 23SEP08
Last modified: Tue Sep 23 10:32:50 2008
Method: D:\MassLynx Projects\AUG2002.PRO\MethDB\Tune QUANT
Last modified: Wed Mar 28 11:37:26 2007
Job Code:

Printed: Tue Sep 23 10:46:24 2008

Compound 4: 60Ni

#	File name	Sample ID	PPB	CPS	IS CPS	%StdDev	Aq Date	
1	23SEP08 01			98664		0.042	23-Sep-08	10
2	23SEP08 02			94881		0.041	23-Sep-08	10
3	23SEP08 03			94943		0.048	23-Sep-08	10
4	23SEP08 04			94599		0.048	23-Sep-08	10
5	23SEP08 05			94198		0.044	23-Sep-08	10
6	23SEP08 06			92371		0.048	23-Sep-08	10
7	23SEP08 07			92099		0.035	23-Sep-08	10
8	23SEP08 08			92350		0.043	23-Sep-08	10
9	23SEP08 09			92657		0.045	23-Sep-08	10
10	23SEP08 10			93892		0.049	23-Sep-08	10

Sample List: D:\MassLynx Projects\AUG2002.PRO\SampleDB\stability 23SEP08
Last modified: Tue Sep 23 10:32:50 2008
Method: D:\MassLynx Projects\AUG2002.PRO\MethDB\Tune QUANT
Last modified: Wed Mar 28 11:37:26 2007
Job Code:

Printed: Tue Sep 23 10:46:24 2008

Compound 5: 115In

#	File name	Sample ID	PPB	CPS	IS CPS	%StdDev	Aq Date
1	23SEP08 01			1394834		0.008	23-Sep-08 10
2	23SEP08 02			1379785		0.010	23-Sep-08 10
3	23SEP08 03			1374446		0.011	23-Sep-08 10
4	23SEP08 04			1357751		0.010	23-Sep-08 10
5	23SEP08 05			1354350		0.009	23-Sep-08 10
6	23SEP08 06			1331456		0.009	23-Sep-08 10
7	23SEP08 07			1323484		0.011	23-Sep-08 10
8	23SEP08 08			1315511		0.010	23-Sep-08 10
9	23SEP08 09			1332425		0.012	23-Sep-08 10
10	23SEP08 10			1340345		0.009	23-Sep-08 10

Sample List: D:\MassLynx Projects\AUG2002.PRO\SampleDB\stability 23SEP08
Last modified: Tue Sep 23 10:32:50 2008
Method: D:\MassLynx Projects\AUG2002.PRO\MethDB\Tune QUANT
Last modified: Wed Mar 28 11:37:26 2007
Job Code:

Printed: Tue Sep 23 10:46:24 2008

Compound 6: 140Ce

#	File name	Sample ID	PPB	CPS	IS CPS	%StdDev	Aq Date	
1	23SEP08 01			1617829		0.009	23-Sep-08	10
2	23SEP08 02			1598720		0.009	23-Sep-08	10
3	23SEP08 03			1593362		0.008	23-Sep-08	10
4	23SEP08 04			1585719		0.007	23-Sep-08	10
5	23SEP08 05			1580014		0.009	23-Sep-08	10
6	23SEP08 06			1541760		0.008	23-Sep-08	10
7	23SEP08 07			1537902		0.008	23-Sep-08	10
8	23SEP08 08			1533458		0.008	23-Sep-08	10
9	23SEP08 09			1560009		0.008	23-Sep-08	10
10	23SEP08 10			1568768		0.008	23-Sep-08	10

Sample List: D:\MassLynx Projects\AUG2002.PRO\SampleDB\stability 23SEP08
Last modified: Tue Sep 23 10:32:50 2008
Method: D:\MassLynx Projects\AUG2002.PRO\MethDB\Tune QUANT
Last modified: Wed Mar 28 11:37:26 2007
Job Code:

Printed: Tue Sep 23 10:46:24 2008

Compound 10: Lead

#	File name	Sample ID	PPB	CPS	IS CPS	%StdDev	Aq Date	A
1	23SEP08 01			1066637		0.000	23-Sep-08	10
2	23SEP08 02			1055552		0.000	23-Sep-08	10
3	23SEP08 03			1048270		0.000	23-Sep-08	10
4	23SEP08 04			1040901		0.000	23-Sep-08	10
5	23SEP08 05			1032132		0.000	23-Sep-08	10
6	23SEP08 06			1019164		0.000	23-Sep-08	10
7	23SEP08 07			1013692		0.000	23-Sep-08	10
8	23SEP08 08			1013989		0.000	23-Sep-08	10
9	23SEP08 09			1020297		0.000	23-Sep-08	10
10	23SEP08 10			1032128		0.000	23-Sep-08	10

Sample List: D:\MassLynx Projects\AUG2002.PRO\SampleDB\stability 23SEP08
Last modified: Tue Sep 23 10:32:50 2008
Method: D:\MassLynx Projects\AUG2002.PRO\MethDB\Tune QUANT
Last modified: Wed Mar 28 11:37:26 2007
Job Code:

Printed: Tue Sep 23 10:46:24 2008

Compound 11: 209Bi

#	File name	Sample ID	PPB	CPS	IS CPS	%StdDev	Aq Date	
1	23SEP08 01			921618		0.011	23-Sep-08	10
2	23SEP08 02			918199		0.014	23-Sep-08	10
3	23SEP08 03			909020		0.012	23-Sep-08	10
4	23SEP08 04			904320		0.012	23-Sep-08	10
5	23SEP08 05			897518		0.011	23-Sep-08	10
6	23SEP08 06			885998		0.011	23-Sep-08	10
7	23SEP08 07			885413		0.011	23-Sep-08	10
8	23SEP08 08			887241		0.013	23-Sep-08	10
9	23SEP08 09			887077		0.014	23-Sep-08	10
10	23SEP08 10			896612		0.014	23-Sep-08	10

Sample List: D:\MassLynx Projects\AUG2002.PRO\SampleDB\stability 23SEP08
Last modified: Tue Sep 23 10:32:50 2008
Method: D:\MassLynx Projects\AUG2002.PRO\MethDB\Tune QUANT
Last modified: Wed Mar 28 11:37:26 2007
Job Code:

Printed: Tue Sep 23 10:46:24 2008

Compound 12: 238U

#	File name	Sample ID	PPB	CPS	IS CPS	%StdDev	Aq Date	
1	23SEP08 01			1182354		0.011	23-Sep-08	10
2	23SEP08 02			1179154		0.013	23-Sep-08	10
3	23SEP08 03			1181129		0.013	23-Sep-08	10
4	23SEP08 04			1159223		0.009	23-Sep-08	10
5	23SEP08 05			1156480		0.012	23-Sep-08	10
6	23SEP08 06			1144284		0.010	23-Sep-08	10
7	23SEP08 07			1148928		0.011	23-Sep-08	10
8	23SEP08 08			1139511		0.014	23-Sep-08	10
9	23SEP08 09			1147794		0.012	23-Sep-08	10
10	23SEP08 10			1152242		0.013	23-Sep-08	10

Sample List: D:\MassLynx Projects\AUG2002.PRO\SampleDB\stability 23SEP08
Last modified: Tue Sep 23 10:32:50 2008
Method: D:\MassLynx Projects\AUG2002.PRO\MethDB\Tune QUANT
Last modified: Wed Mar 28 11:37:26 2007
Job Code:

Printed: Tue Sep 23 10:46:24 2008

Compound 13: 254UO

#	File name	Sample ID	PPB	CPS	IS CPS	%StdDev	Aq Date	
1	23SEP08 01			75199		0.071	23-Sep-08	10
2	23SEP08 02			72977		0.057	23-Sep-08	10
3	23SEP08 03			73933		0.053	23-Sep-08	10
4	23SEP08 04			71609		0.050	23-Sep-08	10
5	23SEP08 05			72129		0.061	23-Sep-08	10
6	23SEP08 06			70078		0.067	23-Sep-08	10
7	23SEP08 07			70230		0.057	23-Sep-08	10
8	23SEP08 08			70117		0.070	23-Sep-08	10
9	23SEP08 09			69993		0.061	23-Sep-08	10
10	23SEP08 10							

Sample List: D:\MassLynx Projects\AUG2002.PRO\SampleDB\stability 23SEP08
Last modified: Tue Sep 23 10:32:50 2008
Method: D:\MassLynx Projects\AUG2002.PRO\MethDB\Tune QUANT
Last modified: Wed Mar 28 11:37:26 2007
Job Code:

Printed: Tue Sep 23 10:46:24 2008

Compound 14: 220BKGD

#	File name	Sample ID	PPB	CPS	IS CPS	%StdDev	Aq Date	
1	23SEP08 01			79		5.233	23-Sep-08	10
2	23SEP08 02			36		8.052	23-Sep-08	10
3	23SEP08 03			41		10.298	23-Sep-08	10
4	23SEP08 04			37		10.280	23-Sep-08	10
5	23SEP08 05			35		9.049	23-Sep-08	10
6	23SEP08 06			32		12.536	23-Sep-08	10
7	23SEP08 07			37		10.240	23-Sep-08	10
8	23SEP08 08			41		8.568	23-Sep-08	10
9	23SEP08 09			36		10.108	23-Sep-08	10
10	23SEP08 10			38		11.556	23-Sep-08	10

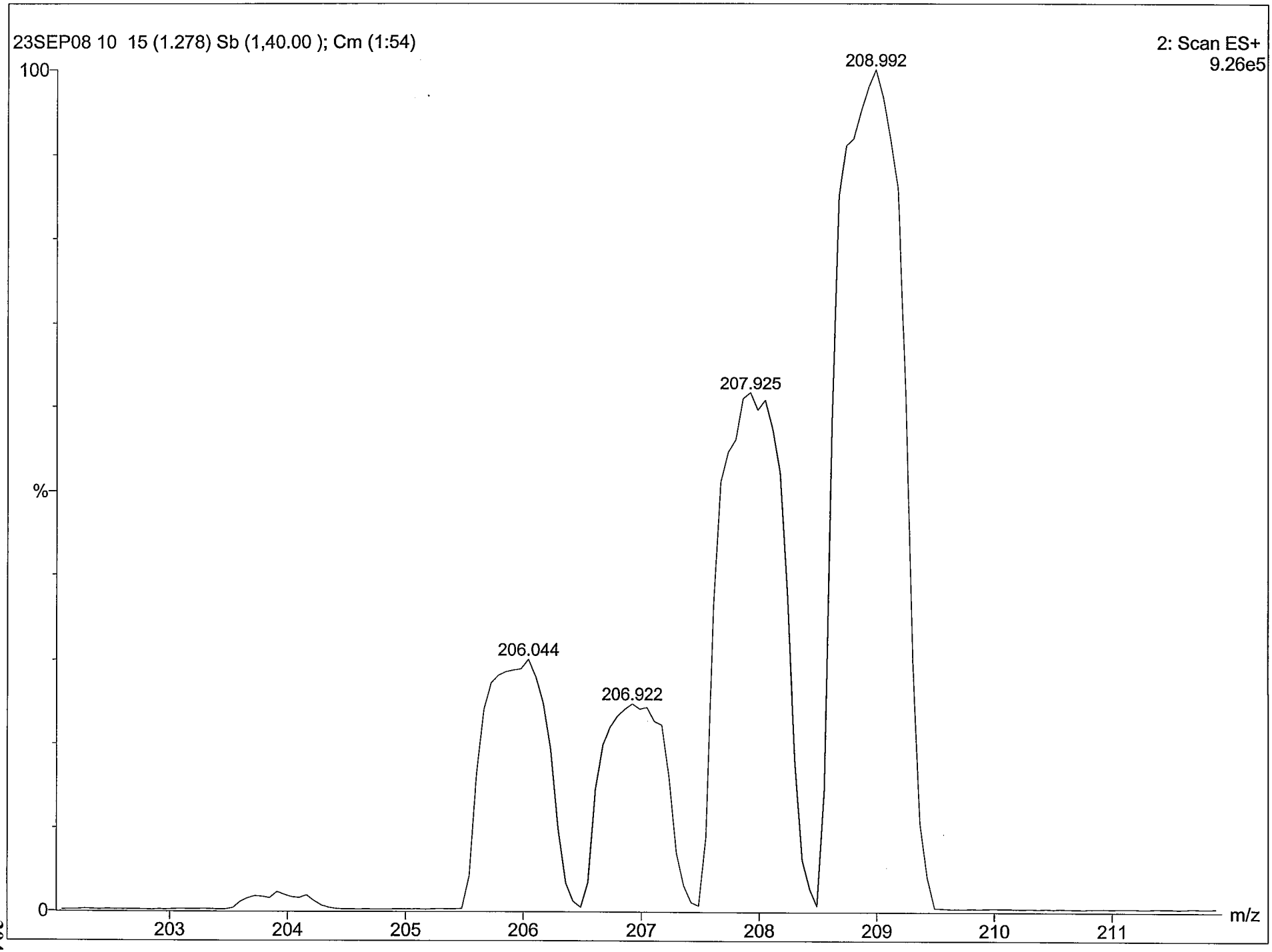
23SEP08 10 15 (1.278) Sb (1,40.00); Cm (1:54)
2: Scan ES+
9.26e5
100
%
0
208.992
207.925
206.044
206.922
203
204
205
206
207
208
209
210
211
m/z

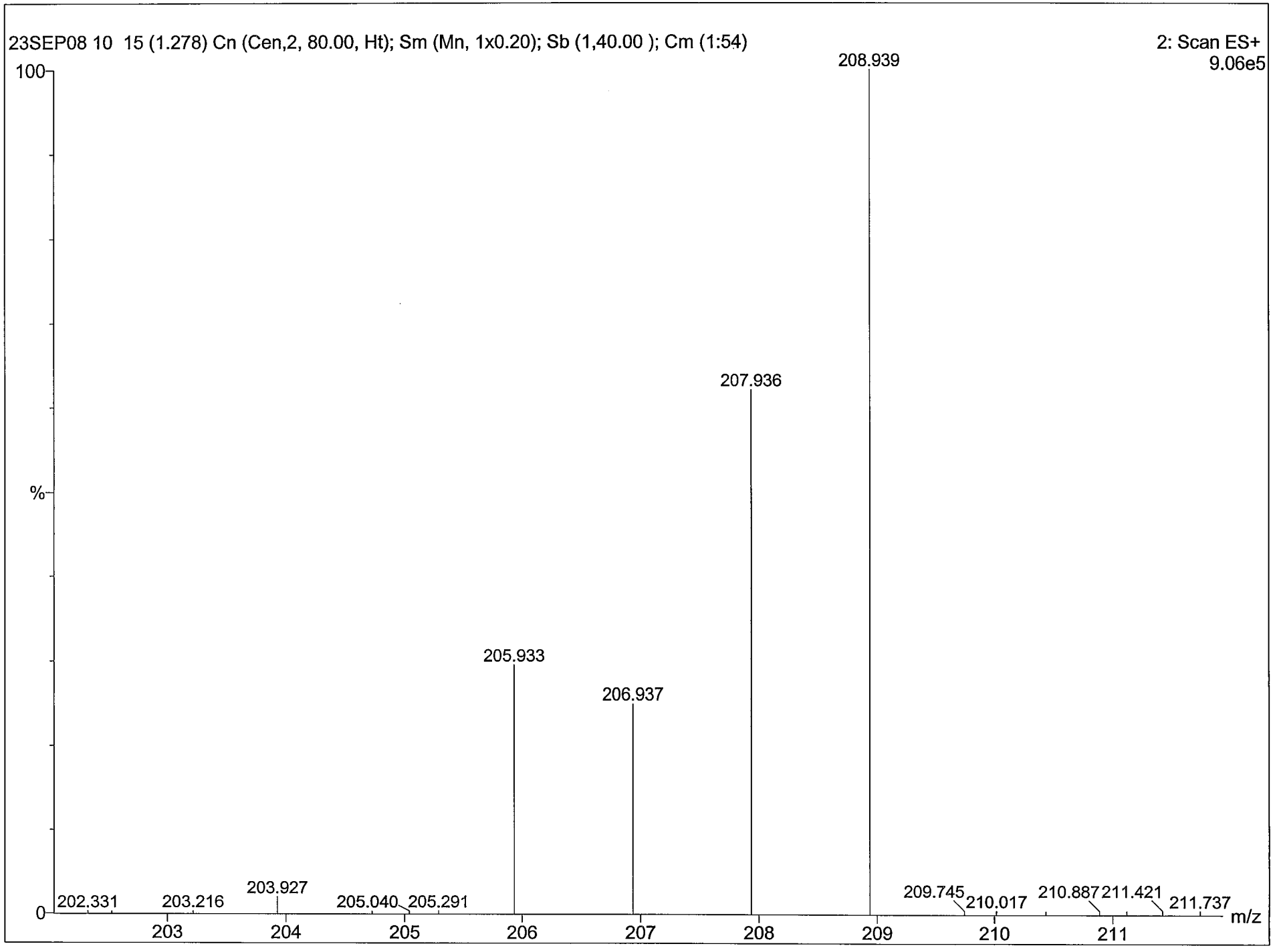
23SEP08 10 15 (1.278) Cn (Cen,2, 80.00, Ht); Sm (Mn, 1x0.20); Sb (1,40.00); Cm (1:54)
2: Scan ES+
9.06e5
100
%
0
208.939
207.936
205.933
206.937
202.331
203.216
203.927
205.040
205.291
209.745
210.017
210.887
211.421
211.737
203
204
205
206
207
208
209
210
211
m/z

Quantify Compound Summary Report
23SEP08A

Sample List: D:\MassLynx Projects\AUG2002.PRO\SampleDB\23SEP08A
Last modified: Tue Sep 23 17:41:28 2008
Method: D:\MassLynx Projects\AUG2002.PRO\MethDB\CD_SB_TL_U_PB_MO_AG_AS_SE+IS
Last modified: Tue Sep 23 10:49:57 2008
Job Code:

Printed: Wed Sep 24 10:12:23 2008

Compound 19: 75As

#	File name	Sample ID	PPB	CPS	IS CPS	%StdDev	Aq Date	AqTime	IS#
1	23SEP08A 01	RINSE	0	572	1186164	2.770	23-Sep-08	10:54:15	2
2	23SEP08A 02	RINSE	0	512	1221469	2.843	23-Sep-08	10:56:31	2
3	23SEP08A 03	RINSE	0	475	1222633	2.852	23-Sep-08	10:59:07	2
4	23SEP08A 04	RINSE	0	459	1233827	2.912	23-Sep-08	11:02:10	2
5	23SEP08A 05	0 STD	0	407	1186583	1.570	23-Sep-08	11:05:13	2
6	23SEP08A 06	L/100 STD	0.056099	1107	1188399	0.985	23-Sep-08	11:08:16	2
7	23SEP08A 07	L/20 STD	0.11849	1547	1199895	0.816	23-Sep-08	11:11:19	2
8	23SEP08A 08	L/10 STD	0.19645	2169	1249047	0.556	23-Sep-08	11:14:22	2
9	23SEP08A 09	LOW/2 STD	0.97809	7856	1260009	0.226	23-Sep-08	11:17:25	2
10	23SEP08A 10	LOW STD	1.9679	15110	1262708	0.143	23-Sep-08	11:20:29	2
11	23SEP08A 11	MID STD	3.9828	29305	1234246	0.112	23-Sep-08	11:23:33	2
12	23SEP08A 12	HIGH/2 STD	10.026	77425	1296407	0.062	23-Sep-08	11:26:50	2
13	23SEP08A 13	HIGH STD	19.995	161478	1348050	0.027	23-Sep-08	11:30:37	2
14	23SEP08A 14	HIGH STD READBACK	20.163	160913	1332131	0.037	23-Sep-08	11:34:54	2
15	23SEP08A 15	ICV	5.2684	40090	1279791	0.068	23-Sep-08	11:39:12	2
16	23SEP08A 16	ICB	0	696	1224495	2.493	23-Sep-08	11:46:09	2
17	23SEP08A 17	CRI_L/100	0.031231	970	1229475	1.402	23-Sep-08	11:53:08	2
18	23SEP08A 18	CRI_L/20	0.11537	1565	1230988	0.647	23-Sep-08	11:56:12	2
19	23SEP08A 19	ICSA ①	6.0672	44831	1243252	0.075	23-Sep-08	11:59:15	2
20	23SEP08A 20	ICSAB	10.266	76161	1245068	0.052	23-Sep-08	12:02:19	2
21	23SEP08A 21	F080919-1MB 10X	0	400	1198639	1.444	23-Sep-08	12:05:23	2
22	23SEP08A 22	0809141-1 10X	8.5319	67119	1322287	0.063	23-Sep-08	12:09:38	2
23	23SEP08A 23	0809141-1L 50X	1.5983	12978	1321356	0.185	23-Sep-08	12:12:44	2
24	23SEP08A 24	0809141-1MS 10X	12.412	98849	1334039	0.042	23-Sep-08	12:15:48	2
25	23SEP08A 25	0809141-1MSD 10X	12.631	101117	1340695	0.040	23-Sep-08	12:18:53	2
26	23SEP08A 26	CCV	4.2275	31868	1265478	0.083	23-Sep-08	12:21:59	2
27	23SEP08A 27	CCB	0.093602	1372	1196660	1.460	23-Sep-08	12:33:44	2
28	23SEP08A 28	IP080922-1MB 10X	0.054599	1163	1260148	0.935	23-Sep-08	12:41:40	2
29	23SEP08A 29	IM080922-1LCS 10X	3.8526	28659	1247232	0.108	23-Sep-08	12:44:16	2
30	23SEP08A 30	0809125-1 10X	3.8280	30335	1328524	0.082	23-Sep-08	12:46:54	2
31	23SEP08A 31	0809125-1D 10X	3.9716	31640	1336274	0.097	23-Sep-08	12:51:43	2

① = do not use for As

Quantify Compound Summary Report
23SEP08A

Sample List: D:\MassLynx Projects\AUG2002.PRO\SampleDB\23SEP08A
Last modified: Tue Sep 23 17:41:28 2008
Method: D:\MassLynx Projects\AUG2002.PRO\MethDB\CD_SB_TL_U_PB_MO_AG_AS_SE+IS
Last modified: Tue Sep 23 10:49:57 2008
Job Code:

Printed: Wed Sep 24 10:12:23 2008

Compound 19: 75As

#	File name	Sample ID	PPB	CPS	IS CPS	%StdDev	Aq Date	AqTime	IS#
32	23SEP08A 32	0809125-1L 50X ①	0.85207	7441	1350959	0.254	23-Sep-08	12:54:49	2
33	23SEP08A 33	0809125-1MS 10X	8.0815	64557	1343139	0.057	23-Sep-08	12:57:52	2
34	23SEP08A 34	0809125-1MSD 10X	8.0515	64548	1347980	0.058	23-Sep-08	13:00:56	2
35	23SEP08A 35	CCV	4.0618	29952	1237295	0.069	23-Sep-08	13:04:00	2
36	23SEP08A 36	CCB	0.031976	956	1205202	1.651	23-Sep-08	13:08:16	2
37	23SEP08A 37	ICSA_CEC	0.044012	1214	1408000	1.005	23-Sep-08	13:19:36	2
38	23SEP08A 38	ICSAB_CEC	4.0302	33741	1404579	0.082	23-Sep-08	13:22:39	2
39	23SEP08A 39	F080919-1MB 10X	0.038166	1056	1274275	1.193	23-Sep-08	13:25:44	2
40	23SEP08A 40	F080919-1LCS 10X	3.9915	30124	1265990	0.074	23-Sep-08	13:30:01	2
41	23SEP08A 41	0809141-1 10X	7.3817	56713	1292358	0.075	23-Sep-08	13:33:06	2
42	23SEP08A 42	0809141-1L 50X	1.4678	11213	1236829	0.245	23-Sep-08	13:37:24	2
43	23SEP08A 43	0809141-1MS 10X	10.937	83345	1278185	0.059	23-Sep-08	13:40:30	2
44	23SEP08A 44	0809141-1MSD 10X	11.155	85629	1287331	0.052	23-Sep-08	13:43:37	2
45	23SEP08A 45	IP080922-1MB 10X	0.26028	2497	1187421	0.486	23-Sep-08	13:46:43	2
46	23SEP08A 46	IM080922-1LCS 10X	4.1946	30933	1237853	0.101	23-Sep-08	13:51:01	2
47	23SEP08A 47	CCV	4.1885	30082	1205527	0.096	23-Sep-08	13:54:04	2
48	23SEP08A 48	CCB	0.12646	1546	1158098	1.164	23-Sep-08	13:58:20	2
49	23SEP08A 49	0809125-1 10X	0.12129	1744	1336064	0.628	23-Sep-08	14:03:36	2
50	23SEP08A 50	0809125-1D 10X	0.12557	1746	1312908	0.806	23-Sep-08	14:06:40	2
51	23SEP08A 51	0809125-1L 50X	0.076694	1363	1298618	0.867	23-Sep-08	14:09:44	2
52	23SEP08A 52	0809125-1MS 10X	4.0618	31840	1315282	0.065	23-Sep-08	14:12:49	2
53	23SEP08A 53	0809125-1MSD 10X	3.9959	31141	1307322	0.095	23-Sep-08	14:15:54	2
54	23SEP08A 54	IP080918-2MB 10X ①	0.078247	1256	1186607	0.948	23-Sep-08	14:23:14	2
55	23SEP08A 55	IM080918-2LCS 10X	3.8721	28858	1249652	0.105	23-Sep-08	14:25:50	2
56	23SEP08A 56	IM080918-2LCSD 10X	3.9179	29630	1268317	0.090	23-Sep-08	14:28:29	2
57	23SEP08A 57	0808250-1 10X	2.5664	20787	1345420	0.122	23-Sep-08	14:33:19	2
58	23SEP08A 58	0808250-2 10X	2.6916	22527	1392268	0.112	23-Sep-08	14:35:56	2
59	23SEP08A 59	CCV	4.1796	32015	1285702	0.096	23-Sep-08	14:39:02	2
60	23SEP08A 60	CCB	0.087033	1362	1228288	0.800	23-Sep-08	14:44:09	2
61	23SEP08A 61	0808250-3 10X	1.3958	11897	1375581	0.188	23-Sep-08	14:48:49	2
62	23SEP08A 62	0808250-4 10X	1.8327	15887	1420870	0.131	23-Sep-08	14:51:08	2

①-do not use for As

Quantify Compound Summary Report
23SEP08A

Sample List: D:\MassLynx Projects\AUG2002.PRO\SampleDB\23SEP08A
Last modified: Tue Sep 23 17:41:28 2008
Method: D:\MassLynx Projects\AUG2002.PRO\MethDB\CD_SB_TL_U_PB_MO_AG_AS_SE+IS
Last modified: Tue Sep 23 10:49:57 2008
Job Code:

Printed: Wed Sep 24 10:12:23 2008

Compound 19: 75As

#	File name	Sample ID	PPB	CPS	IS CPS	%StdDev	Aq Date	AqTime	IS#
63	23SEP08A 63	0808250-5 10X ①	2.4942	21811	1451241	0.097	23-Sep-08	14:53:44	2
64	23SEP08A 64	0808250-6 10X	2.2624	19756	1444259	0.136	23-Sep-08	14:56:20	2
65	23SEP08A 65	0808250-7 10X	1.6120	14421	1456524	0.174	23-Sep-08	14:58:57	2
66	23SEP08A 66	0808250-7L 50X	0.40488	4344	1480797	0.468	23-Sep-08	15:01:35	2
67	23SEP08A 67	0808250-7A 10X	5.4514	46906	1447331	0.071	23-Sep-08	15:04:13	2
68	23SEP08A 68	0809099-1 1000X	0.20346	2386	1342930	0.590	23-Sep-08	15:14:11	2
69	23SEP08A 69	0809099-2 500X	0.36829	3667	1346537	0.480	23-Sep-08	15:16:29	2
70	23SEP08A 70	0809099-2L 2500X	0.13209	1784	1304809	0.677	23-Sep-08	15:19:03	2
71	23SEP08A 71	CCV	4.1773	31468	1264407	0.095	23-Sep-08	15:21:37	2
72	23SEP08A 72	CCB	0.091425	1418	1250397	1.065	23-Sep-08	15:27:30	2
73	23SEP08A 73	0809099-2MS 500X	4.6220	36922	1342278	0.084	23-Sep-08	15:29:50	2
74	23SEP08A 74	0809099-2MSD 500X	4.6571	36924	1332317	0.078	23-Sep-08	15:32:28	2
75	23SEP08A 75	0809099-3 500X	0.26079	2801	1330106	0.448	23-Sep-08	15:35:03	2
76	23SEP08A 76	0809099-3L 2500X	0.10745	1548	1262708	0.872	23-Sep-08	15:37:39	2
77	23SEP08A 77	0809099-3MS 500X	4.5465	35721	1319983	0.093	23-Sep-08	15:40:15	2
78	23SEP08A 78	0809099-3MSD 500X	4.5854	36305	1330269	0.091	23-Sep-08	15:42:52	2
79	23SEP08A 79	0809099-4 200X	0.40886	3919	1325591	0.441	23-Sep-08	15:47:21	2
80	23SEP08A 80	0809099-5 1000X	0.15695	2017	1335878	0.640	23-Sep-08	15:57:20	2
81	23SEP08A 81	0809099-6 1000X	0.17350	2113	1316678	0.708	23-Sep-08	15:59:55	2
82	23SEP08A 82	0809099-7 1000X	0.15849	2002	1318214	0.598	23-Sep-08	16:02:30	2
83	23SEP08A 83	CCV	4.1783	29917	1201827	0.084	23-Sep-08	16:05:05	2
84	23SEP08A 84	CCB	0.069849	1230	1217420	0.938	23-Sep-08	16:10:57	2
85	23SEP08A 85	0809099-8 1000X	0.15012	2003	1361967	0.727	23-Sep-08	16:13:16	2
86	23SEP08A 86	0809099-9 1000X	0.16027	2078	1359127	0.599	23-Sep-08	16:15:53	2
87	23SEP08A 87	0809099-10 1000X	0.16102	2063	1345559	0.599	23-Sep-08	16:18:29	2
88	23SEP08A 88	0809099-11 500X	0.14026	1856	1312489	0.704	23-Sep-08	16:21:05	2
89	23SEP08A 89	0809099-12 500X	0.31642	3194	1316957	0.408	23-Sep-08	16:23:42	2
90	23SEP08A 90	0809099-13 200X	0.14234	1882	1319727	0.702	23-Sep-08	16:26:20	2
91	23SEP08A 91	0809099-14 1000X	0.12152	1718	1314839	0.948	23-Sep-08	16:28:57	2
92	23SEP08A 92	0809099-15 1000X	0.14734	1934	1329431	0.753	23-Sep-08	16:31:35	2
93	23SEP08A 93	0809099-16 1000X	0.14549	1952	1351680	0.608	23-Sep-08	16:34:13	2

①=do not use for As

Quantify Compound Summary Report
23SEP08A

Sample List: D:\MassLynx Projects\AUG2002.PRO\SampleDB\23SEP08A
Last modified: Tue Sep 23 17:41:28 2008
Method: D:\MassLynx Projects\AUG2002.PRO\MethDB\CD_SB_TL_U_PB_MO_AG_AS_SE+IS
Last modified: Tue Sep 23 10:49:57 2008
Job Code:

Printed: Wed Sep 24 10:12:23 2008

Compound 19: 75As

#	File name	Sample ID	PPB	CPS	IS CPS	%StdDev	Aq Date	AqTime	IS#
94	23SEP08A 94	0809099-17 1000X ①	0.12126	1751	1341603	0.712	23-Sep-08	16:36:53	2
95	23SEP08A 95	CCV	4.1296	30647	1245487	0.102	23-Sep-08	16:39:31	2
96	23SEP08A 96	CCB	0.043819	1044	1212393	0.996	23-Sep-08	16:45:01	2
97	23SEP08A 97	ZZZZZZ	2.9222	21789	1243159	0.128	23-Sep-08	16:47:21	2
98	23SEP08A 98	0809099-19 1000X	0.15173	1976	1335226	0.528	23-Sep-08	16:49:59	2
99	23SEP08A 99	0809099-20 1000X	0.15254	1978	1332364	0.651	23-Sep-08	16:52:36	2
100	23SEP08A 100	0809099-21 1000X	0.14994	1943	1322100	0.623	23-Sep-08	16:55:12	2
101	23SEP08A 101	0809099-22 1000X	0.18789	2297	1361292	0.592	23-Sep-08	16:57:48	2
102	23SEP08A 102	ZZZZZZ	2.7069	20804	1278697	0.120	23-Sep-08	17:00:25	2
103	23SEP08A 103	ZZZZZZ	0.15640	2075	1377187	0.620	23-Sep-08	17:03:03	2
104	23SEP08A 104	0809099-25 1000X	0.15253	2030	1367436	0.710	23-Sep-08	17:05:40	2
105	23SEP08A 105	0809099-26 500X	0.24133	2726	1367040	0.611	23-Sep-08	17:08:18	2
106	23SEP08A 106	0809099-27 500X	0.28125	3020	1358336	0.512	23-Sep-08	17:10:56	2
107	23SEP08A 107	CCV	4.1781	31211	1253842	0.067	23-Sep-08	17:13:35	2
108	23SEP08A 108	CCB	0.047064	1079	1226543	1.244	23-Sep-08	17:20:11	2
109	23SEP08A 109	0809099-28 500X	0.24072	2689	1350842	0.559	23-Sep-08	17:22:31	2
110	23SEP08A 110	0809099-29 1000X	0.14618	1909	1318284	0.646	23-Sep-08	17:25:10	2
111	23SEP08A 111	0809099-24 1000X	0.15064	1972	1338159	0.613	23-Sep-08	17:27:48	2
112	23SEP08A 112	0809099-18 500X	0.56188	5118	1334063	0.338	23-Sep-08	17:30:24	2
113	23SEP08A 113	0809099-23 1000X	0.28572	3038	1350842	0.475	23-Sep-08	17:33:01	2
114	23SEP08A 114	CCV	4.2704	31122	1223587	0.095	23-Sep-08	17:35:37	2
115	23SEP08A 115	CCB	0.025468	909	1202502	1.920	23-Sep-08	17:41:45	2
116	23SEP08A 116	RINSE							

①=do not use for As

Quantify Compound Summary Report
23SEP08A

Sample List: D:\MassLynx Projects\AUG2002.PRO\SampleDB\23SEP08A
Last modified: Tue Sep 23 17:41:28 2008
Method: D:\MassLynx Projects\AUG2002.PRO\MethDB\CD_SB_TL_U_PB_MO_AG_AS_SE+IS
Last modified: Tue Sep 23 10:49:57 2008
Job Code:

Printed: Wed Sep 24 10:12:23 2008

Compound 3: 78Se

#	File name	Sample ID	PPB	CPS	IS CPS	%StdDev	Aq Date	AqTime	IS#
1	23SEP08A 01	RINSE	0.00089231	171	1186164	2.683	23-Sep-08	10:54:15	2
2	23SEP08A 02	RINSE	0	169	1221469	2.284	23-Sep-08	10:56:31	2
3	23SEP08A 03	RINSE	0	169	1222633	2.195	23-Sep-08	10:59:07	2
4	23SEP08A 04	RINSE	0	159	1233827	2.462	23-Sep-08	11:02:10	2
5	23SEP08A 05	0 STD	0.00086026	171	1186583	2.273	23-Sep-08	11:05:13	2
6	23SEP08A 06	L/100 STD	0.037716	241	1188399	2.176	23-Sep-08	11:08:16	2
7	23SEP08A 07	L/20 STD	0.058459	283	1199895	1.618	23-Sep-08	11:11:19	2
8	23SEP08A 08	L/10 STD	0.11736	412	1249047	1.316	23-Sep-08	11:14:22	2
9	23SEP08A 09	LOW/2 STD	1.0548	2330	1260009	0.483	23-Sep-08	11:17:25	2
10	23SEP08A 10	LOW STD	2.0469	4422	1262708	0.284	23-Sep-08	11:20:29	2
11	23SEP08A 11	MID STD	4.0374	8562	1234246	0.192	23-Sep-08	11:23:33	2
12	23SEP08A 12	HIGH/2 STD	9.9563	22988	1296407	0.165	23-Sep-08	11:26:50	2
13	23SEP08A 13	HIGH STD	20.010	47981	1348050	0.057	23-Sep-08	11:30:37	2
14	23SEP08A 14	HIGH STD READBACK	20.104	47615	1332131	0.062	23-Sep-08	11:34:54	2
15	23SEP08A 15	ICV	5.0203	11111	1279791	0.180	23-Sep-08	11:39:12	2
16	23SEP08A 16	ICB	0.025759	225	1224495	2.157	23-Sep-08	11:46:09	2
17	23SEP08A 17	CRI_L/100	0.023760	222	1229475	1.755	23-Sep-08	11:53:08	2
18	23SEP08A 18	CRI_L/20	0.076118	325	1230988	1.960	23-Sep-08	11:56:12	2
19	23SEP08A 19	ICSA	0.079023	334	1243252	1.939	23-Sep-08	11:59:15	2
20	23SEP08A 20	ICSAB	4.3608	9348	1245068	0.206	23-Sep-08	12:02:19	2
21	23SEP08A 21	F080919-1MB 10X	0.0051923	181	1198639	2.655	23-Sep-08	12:05:23	2
22	23SEP08A 22	0809141-1 10X	0.61567	1497	1322287	0.656	23-Sep-08	12:09:38	2
23	23SEP08A 23	0809141-1L 50X	0.088043	374	1321356	1.461	23-Sep-08	12:12:44	2
24	23SEP08A 24	0809141-1MS 10X	4.5498	10463	1334039	0.157	23-Sep-08	12:15:48	2
25	23SEP08A 25	0809141-1MSD 10X	4.6148	10670	1340695	0.134	23-Sep-08	12:18:53	2
26	23SEP08A 26	CCV	4.0344	8772	1265478	0.196	23-Sep-08	12:21:59	2
27	23SEP08A 27	CCB	0.020572	210	1196660	1.815	23-Sep-08	12:33:44	2
28	23SEP08A 28	IP080922-1MB 10X	0.014521	209	1260148	2.546	23-Sep-08	12:41:40	2
29	23SEP08A 29	IM080922-1LCS 10X	3.9526	8466	1247232	0.204	23-Sep-08	12:44:16	2
30	23SEP08A 30	0809125-1 10X	1.1998	2774	1328524	0.445	23-Sep-08	12:46:54	2
31	23SEP08A 31	0809125-1D 10X	1.2074	2807	1336274	0.397	23-Sep-08	12:51:43	2

① = do not use for Se

Quantify Compound Summary Report
23SEP08A

Sample List: D:\MassLynx Projects\AUG2002.PRO\SampleDB\23SEP08A
Last modified: Tue Sep 23 17:41:28 2008
Method: D:\MassLynx Projects\AUG2002.PRO\MethDB\CD_SB_TL_U_PB_MO_AG_AS_SE+IS
Last modified: Tue Sep 23 10:49:57 2008
Job Code:

Printed: Wed Sep 24 10:12:23 2008

Compound 3: 78Se

#	File name	Sample ID	PPB	CPS	IS CPS	%StdDev	Aq Date	AqTime	IS#
32	23SEP08A 32	0809125-1L 50X (1)	0.26594	767	1350959	1.782	23-Sep-08	12:54:49	2
33	23SEP08A 33	0809125-1MS 10X	5.1293	11923	1343139	0.137	23-Sep-08	12:57:52	2
34	23SEP08A 34	0809125-1MSD 10X	5.2100	12161	1347980	0.168	23-Sep-08	13:00:56	2
35	23SEP08A 35	CCV	4.0851	8687	1237295	0.178	23-Sep-08	13:04:00	2
36	23SEP08A 36	CCB	0.014579	200	1205202	2.031	23-Sep-08	13:08:16	2
37	23SEP08A 37	ICSA_CEC	0.015180	235	1408000	1.773	23-Sep-08	13:19:36	2
38	23SEP08A 38	ICSAB_CEC	3.9975	9645	1404579	0.161	23-Sep-08	13:22:39	2
39	23SEP08A 39	F080919-1MB 10X	0.012873	208	1274275	2.696	23-Sep-08	13:25:44	2
40	23SEP08A 40	F080919-1LCS 10X	3.8823	8437	1265990	0.183	23-Sep-08	13:30:01	2
41	23SEP08A 41	0809141-1 10X	0.60893	1449	1292358	0.687	23-Sep-08	13:33:06	2
42	23SEP08A 42	0809141-1L 50X	0.12497	423	1236829	2.923	23-Sep-08	13:37:24	2
43	23SEP08A 43	0809141-1MS 10X	4.4427	9782	1278185	0.189	23-Sep-08	13:40:30	2
44	23SEP08A 44	0809141-1MSD 10X	4.4181	9796	1287331	0.193	23-Sep-08	13:43:37	2
45	23SEP08A 45	IP080922-1MB 10X	0.022487	212	1187421	2.080	23-Sep-08	13:46:43	2
46	23SEP08A 46	IM080922-1LCS 10X	3.8729	8229	1237853	0.217	23-Sep-08	13:51:01	2
47	23SEP08A 47	CCV	4.0441	8377	1205527	0.194	23-Sep-08	13:54:04	2
48	23SEP08A 48	CCB	0.066505	288	1158098	5.266	23-Sep-08	13:58:20	2
49	23SEP08A 49	0809125-1 10X	1.0795	2525	1336064	0.545	23-Sep-08	14:03:36	2
50	23SEP08A 50	0809125-1D 10X	1.0961	2517	1312908	0.457	23-Sep-08	14:06:40	2
51	23SEP08A 51	0809125-1L 50X	0.18653	572	1298618	2.448	23-Sep-08	14:09:44	2
52	23SEP08A 52	0809125-1MS 10X	4.8778	11084	1315282	0.151	23-Sep-08	14:12:49	2
53	23SEP08A 53	0809125-1MSD 10X	4.8006	10837	1307322	0.173	23-Sep-08	14:15:54	2
54	23SEP08A 54	IP080918-2MB 10X (1)	0.021506	210	1186607	2.322	23-Sep-08	14:23:14	2
55	23SEP08A 55	IM080918-2LCS 10X	3.7659	8073	1249652	0.198	23-Sep-08	14:25:50	2
56	23SEP08A 56	IM080918-2LCSD 10X	3.7746	8213	1268317	0.201	23-Sep-08	14:28:29	2
57	23SEP08A 57	0808250-1 10X	14.266	34548	1345420	0.098	23-Sep-08	14:33:19	2
58	23SEP08A 58	0808250-2 10X	11.714	29229	1392268	0.072	23-Sep-08	14:35:56	2
59	23SEP08A 59	CCV	4.0931	9045	1285702	0.162	23-Sep-08	14:39:02	2
60	23SEP08A 60	CCB	0.071888	316	1228288	4.948	23-Sep-08	14:44:09	2
61	23SEP08A 61	0808250-3 10X	18.180	44800	1375581	0.066	23-Sep-08	14:48:49	2
62	23SEP08A 62	0808250-4 10X	15.908	40673	1420870	0.062	23-Sep-08	14:51:08	2

(1) - do not use for Se

Quantify Compound Summary Report
23SEP08A

Sample List: D:\MassLynx Projects\AUG2002.PRO\SampleDB\23SEP08A
Last modified: Tue Sep 23 17:41:28 2008
Method: D:\MassLynx Projects\AUG2002.PRO\MethDB\CD_SB_TL_U_PB_MO_AG_AS_SE+IS
Last modified: Tue Sep 23 10:49:57 2008
Job Code:

Printed: Wed Sep 24 10:12:23 2008

Compound 3: 78Se

#	File name	Sample ID	PPB	CPS	IS CPS	%StdDev	Aq Date	AqTime	IS#
63	23SEP08A 63	0808250-5 10X ①	14.623	38204	1451241	0.056	23-Sep-08	14:53:44	2
64	23SEP08A 64	0808250-6 10X	13.652	35471	1444259	0.067	23-Sep-08	14:56:20	2
65	23SEP08A 65	0808250-7 10X	13.606	35651	1456524	0.105	23-Sep-08	14:58:57	2
66	23SEP08A 66	0808250-7L 50X	2.8013	7088	1480797	0.216	23-Sep-08	15:01:35	2
67	23SEP08A 67	0808250-7A 10X	17.225	44772	1447331	0.069	23-Sep-08	15:04:13	2
68	23SEP08A 68	0809099-1 1000X	0.049240	297	1342930	2.474	23-Sep-08	15:14:11	2
69	23SEP08A 69	0809099-2 500X	0.047937	295	1346537	2.649	23-Sep-08	15:16:29	2
70	23SEP08A 70	0809099-2L 2500X	0.034537	258	1304809	2.127	23-Sep-08	15:19:03	2
71	23SEP08A 71	CCV	4.0894	8887	1264407	0.204	23-Sep-08	15:21:37	2
72	23SEP08A 72	CCB	0.034918	248	1250397	2.994	23-Sep-08	15:27:30	2
73	23SEP08A 73	0809099-2MS 500X	4.2282	9763	1342278	0.189	23-Sep-08	15:29:50	2
74	23SEP08A 74	0809099-2MSD 500X	4.2356	9708	1332317	0.186	23-Sep-08	15:32:28	2
75	23SEP08A 75	0809099-3 500X	0.061896	321	1330106	1.596	23-Sep-08	15:35:03	2
76	23SEP08A 76	0809099-3L 2500X	0.033207	247	1262708	2.302	23-Sep-08	15:37:39	2
77	23SEP08A 77	0809099-3MS 500X	4.2047	9546	1319983	0.165	23-Sep-08	15:40:15	2
78	23SEP08A 78	0809099-3MSD 500X	4.2381	9699	1330269	0.158	23-Sep-08	15:42:52	2
79	23SEP08A 79	0809099-4 200X	0.030697	254	1325591	2.087	23-Sep-08	15:47:21	2
80	23SEP08A 80	0809099-5 1000X	0.020839	235	1335878	2.240	23-Sep-08	15:57:20	2
81	23SEP08A 81	0809099-6 1000X	0.025312	241	1316678	1.972	23-Sep-08	15:59:55	2
82	23SEP08A 82	0809099-7 1000X	0.024702	240	1318214	2.175	23-Sep-08	16:02:30	2
83	23SEP08A 83	CCV	4.1710	8620	1201827	0.196	23-Sep-08	16:05:05	2
84	23SEP08A 84	CCB	0.025398	223	1217420	1.957	23-Sep-08	16:10:57	2
85	23SEP08A 85	0809099-8 1000X	0.025639	250	1361967	1.703	23-Sep-08	16:13:16	2
86	23SEP08A 86	0809099-9 1000X	0.016177	229	1359127	2.219	23-Sep-08	16:15:53	2
87	23SEP08A 87	0809099-10 1000X	0.018178	231	1345559	1.995	23-Sep-08	16:18:29	2
88	23SEP08A 88	0809099-11 500X	0.028071	246	1312489	1.612	23-Sep-08	16:21:05	2
89	23SEP08A 89	0809099-12 500X	0.020042	230	1316957	2.069	23-Sep-08	16:23:42	2
90	23SEP08A 90	0809099-13 200X	0.022667	236	1319727	2.107	23-Sep-08	16:26:20	2
91	23SEP08A 91	0809099-14 1000X	0.016398	222	1314839	2.336	23-Sep-08	16:28:57	2
92	23SEP08A 92	0809099-15 1000X	0.014289	220	1329431	2.464	23-Sep-08	16:31:35	2
93	23SEP08A 93	0809099-16 1000X	0.011648	218	1351680	2.348	23-Sep-08	16:34:13	2

①=do not use for Se

Quantify Compound Summary Report
23SEP08A

Sample List: D:\MassLynx Projects\AUG2002.PRO\SampleDB\23SEP08A
Last modified: Tue Sep 23 17:41:28 2008
Method: D:\MassLynx Projects\AUG2002.PRO\MethDB\CD_SB_TL_U_PB_MO_AG_AS_SE+IS
Last modified: Tue Sep 23 10:49:57 2008
Job Code:

Printed: Wed Sep 24 10:12:23 2008

Compound 3: 78Se

#	File name	Sample ID	PPB	CPS	IS CPS	%StdDev	Aq Date	AqTime	IS#
94	23SEP08A 94	0809099-17 1000X	0.011472	216	1341603	2.124	23-Sep-08	16:36:53	2
95	23SEP08A 95	CCV	4.2059	9010	1245487	0.214	23-Sep-08	16:39:31	2
96	23SEP08A 96	CCB	0.023803	219	1212393	2.471	23-Sep-08	16:45:01	2
97	23SEP08A 97	ZZZZZZ	0.14955	474	1243159	2.702	23-Sep-08	16:47:21	2
98	23SEP08A 98	0809099-19 1000X	0.021364	236	1335226	1.866	23-Sep-08	16:49:59	2
99	23SEP08A 99	0809099-20 1000X	0.020188	233	1332364	1.888	23-Sep-08	16:52:36	2
100	23SEP08A 100	0809099-21 1000X	0.011539	213	1322100	2.047	23-Sep-08	16:55:12	2
101	23SEP08A 101	0809099-22 1000X	0.0090871	214	1361292	2.379	23-Sep-08	16:57:48	2
102	23SEP08A 102	ZZZZZZ	0.11208	411	1278697	1.277	23-Sep-08	17:00:25	2
103	23SEP08A 103	ZZZZZZ	0.0074906	213	1377187	2.371	23-Sep-08	17:03:03	2
104	23SEP08A 104	0809099-25 1000X	0.0040481	204	1367436	2.009	23-Sep-08	17:05:40	2
105	23SEP08A 105	0809099-26 500X	0.0082119	213	1367040	2.345	23-Sep-08	17:08:18	2
106	23SEP08A 106	0809099-27 500X	0.012539	221	1358336	2.179	23-Sep-08	17:10:56	2
107	23SEP08A 107	CCV	4.0922	8819	1253842	0.176	23-Sep-08	17:13:35	2
108	23SEP08A 108	CCB	0.018911	212	1226543	1.802	23-Sep-08	17:20:11	2
109	23SEP08A 109	0809099-28 500X	0.020545	237	1350842	2.012	23-Sep-08	17:22:31	2
110	23SEP08A 110	0809099-29 1000X	0.014214	218	1318284	2.339	23-Sep-08	17:25:10	2
111	23SEP08A 111	0809099-24 1000X	0.010325	213	1338159	2.392	23-Sep-08	17:27:48	2
112	23SEP08A 112	0809099-18 500X	0.026168	246	1334063	2.083	23-Sep-08	17:30:24	2
113	23SEP08A 113	0809099-23 1000X	0.016361	228	1350842	1.878	23-Sep-08	17:33:01	2
114	23SEP08A 114	CCV	4.1843	8805	1223587	0.200	23-Sep-08	17:35:37	2
115	23SEP08A 115	CCB	0.014814	200	1202502	2.476	23-Sep-08	17:41:45	2
116	23SEP08A 116	RINSE							

① = do not use for Se

Sample List: D:\MassLynx Projects\AUG2002.PRO\SampleDB\23SEP08A
Last modified: Tue Sep 23 17:41:28 2008
Method: D:\MassLynx Projects\AUG2002.PRO\MethDB\CD_SB_TL_U_PB_MO_AG_AS_SE+IS
Last modified: Tue Sep 23 10:49:57 2008
Job Code:

Printed: Wed Sep 24 10:12:23 2008

Compound 6: 1Cadmium

#	File name	Sample ID	PPB	CPS	IS CPS	%StdDev	Aq Date	AqTime	IS#
1	23SEP08A 01	RINSE	0.0011268	44	1229964	0.000	23-Sep-08	10:54:15	1
2	23SEP08A 02	RINSE	0.0013191	47	1260823	0.000	23-Sep-08	10:56:31	1
3	23SEP08A 03	RINSE	0.0011099	45	1262639	0.000	23-Sep-08	10:59:07	1
4	23SEP08A 04	RINSE	0.00081178	42	1262429	0.000	23-Sep-08	11:02:10	1
5	23SEP08A 05	0 STD	0.0013474	46	1228009	0.000	23-Sep-08	11:05:13	1
6	23SEP08A 06	L/100 STD	0.011527	142	1216489	0.000	23-Sep-08	11:08:16	1
7	23SEP08A 07	L/20 STD	0.033383	361	1255122	0.000	23-Sep-08	11:11:19	1
8	23SEP08A 08	L/10 STD	0.10573	1099	1284887	0.000	23-Sep-08	11:14:22	1
9	23SEP08A 09	LOW/2 STD	0.50854	5216	1281885	0.000	23-Sep-08	11:17:25	1
10	23SEP08A 10	LOW STD	0.98179	10437	1313024	0.000	23-Sep-08	11:20:29	1
11	23SEP08A 11	MID STD	2.0293	21639	1281932	0.000	23-Sep-08	11:23:33	1
12	23SEP08A 12	HIGH/2 STD	4.9868	57756	1323799	0.000	23-Sep-08	11:26:50	1
13	23SEP08A 13	HIGH STD	10.003	121145	1387846	0.000	23-Sep-08	11:30:37	1
14	23SEP08A 14	HIGH STD READBACK	10.126	121527	1377234	0.000	23-Sep-08	11:34:54	1
15	23SEP08A 15	ICV	2.4970	27418	1306042	0.000	23-Sep-08	11:39:12	1
16	23SEP08A 16	ICB	0.0033480	67	1272948	0.000	23-Sep-08	11:46:09	1
17	23SEP08A 17	CRI_L/100	0.0096515	129	1262988	0.000	23-Sep-08	11:53:08	1
18	23SEP08A 18	CRI_L/20	0.035041	376	1249140	0.000	23-Sep-08	11:56:12	1
19	23SEP08A 19	ICSA	0.048482	553	1362432	0.000	23-Sep-08	11:59:15	1
20	23SEP08A 20	ICSAB	2.0402	23353	1375721	0.000	23-Sep-08	12:02:19	1
21	23SEP08A 21	F080919-1MB 10X	0.0089894	123	1275206	0.000	23-Sep-08	12:05:23	1
22	23SEP08A 22	0809141-1 10X	0.012283	173	1409024	0.000	23-Sep-08	12:09:38	1
23	23SEP08A 23	0809141-1L 50X	0	0	1376349	0.000	23-Sep-08	12:12:44	1
24	23SEP08A 24	0809141-1MS 10X	2.0561	24073	1406627	0.000	23-Sep-08	12:15:48	1
25	23SEP08A 25	0809141-1MSD 10X	2.0671	24313	1412771	0.000	23-Sep-08	12:18:53	1
26	23SEP08A 26	CCV	1.9913	21776	1315887	0.000	23-Sep-08	12:21:59	1
27	23SEP08A 27	CCB	0.0024134	57	1249466	0.000	23-Sep-08	12:33:44	1
28	23SEP08A 28	IP080922-1MB 10X	0.0023321	58	1297734	0.000	23-Sep-08	12:41:40	1
29	23SEP08A 29	IM080922-1LCS 10X	1.9632	21083	1293103	0.000	23-Sep-08	12:44:16	1
30	23SEP08A 30	0809125-1 10X	0.0039276	81	1406208	0.000	23-Sep-08	12:46:54	1
31	23SEP08A 31	0809125-1D 10X	0.0024466	66	1434042	0.000	23-Sep-08	12:51:43	1

Quantify Compound Summary Report
23SEP08A

Sample List: D:\MassLynx Projects\AUG2002.PRO\SampleDB\23SEP08A
Last modified: Tue Sep 23 17:41:28 2008
Method: D:\MassLynx Projects\AUG2002.PRO\MethDB\CD_SB_TL_U_PB_MO_AG_AS_SE+IS
Last modified: Tue Sep 23 10:49:57 2008
Job Code:

Printed: Wed Sep 24 10:12:23 2008

Compound 6: 1Cadmium

As, Se only

#	File name	Sample ID	PPB	CPS	IS CPS	%StdDev	Aq Date	AqTime	IS#
32	23SEP08A 32	0809125-1L 50X	0.0013237	52	1411468	0.000	23-Sep-08	12:54:49	1
33	23SEP08A 33	0809125-1MS 10X	1.9326	22762	1419241	0.000	23-Sep-08	12:57:52	1
34	23SEP08A 34	0809125-1MSD 10X	1.9303	22856	1426851	0.000	23-Sep-08	13:00:56	1
35	23SEP08A 35	CCV	1.9875	21180	1282444	0.000	23-Sep-08	13:04:00	1
36	23SEP08A 36	CCB	0.0021413	54	1247535	0.000	23-Sep-08	13:08:16	1
37	23SEP08A 37	ICSA_CEC	0.073455	890	1478214	0.000	23-Sep-08	13:19:36	1
38	23SEP08A 38	ICSAB_CEC	0.12244	1458	1476980	0.000	23-Sep-08	13:22:39	1
39	23SEP08A 39	F080919-1MB 10X	0.0023869	60	1334365	0.000	23-Sep-08	13:25:44	1
40	23SEP08A 40	F080919-1LCS 10X	0.00070629	42	1315933	0.000	23-Sep-08	13:30:01	1
41	23SEP08A 41	0809141-1 10X	0	0	1376396	0.000	23-Sep-08	13:33:06	1
42	23SEP08A 42	0809141-1L 50X	0	27	1289100	0.000	23-Sep-08	13:37:24	1
43	23SEP08A 43	0809141-1MS 10X	0	0	1348841	0.000	23-Sep-08	13:40:30	1
44	23SEP08A 44	0809141-1MSD 10X	0	0	1352052	0.000	23-Sep-08	13:43:37	1
45	23SEP08A 45	IP080922-1MB 10X	0.0018387	50	1232268	0.000	23-Sep-08	13:46:43	1
46	23SEP08A 46	IM080922-1LCS 10X	0.0033162	68	1302761	0.000	23-Sep-08	13:51:01	1
47	23SEP08A 47	CCV	2.0010	20762	1248210	0.000	23-Sep-08	13:54:04	1
48	23SEP08A 48	CCB	0.0027600	57	1192658	0.000	23-Sep-08	13:58:20	1
49	23SEP08A 49	0809125-1 10X	0.0029231	69	1393687	0.000	23-Sep-08	14:03:36	1
50	23SEP08A 50	0809125-1D 10X	0.00090613	47	1389242	0.000	23-Sep-08	14:06:40	1
51	23SEP08A 51	0809125-1L 50X	0.0011587	49	1371602	0.000	23-Sep-08	14:09:44	1
52	23SEP08A 52	0809125-1MS 10X	0.0014800	53	1393059	0.000	23-Sep-08	14:12:49	1
53	23SEP08A 53	0809125-1MSD 10X	0.00069426	44	1371485	0.000	23-Sep-08	14:15:54	1
54	23SEP08A 54	IP080918-2MB 10X	0.0017751	50	1246022	0.000	23-Sep-08	14:23:14	1
55	23SEP08A 55	IM080918-2LCS 10X	1.9440	21121	1308858	0.000	23-Sep-08	14:25:50	1
56	23SEP08A 56	IM080918-2LCSD 10X	1.9926	21829	1318191	0.000	23-Sep-08	14:28:29	1
57	23SEP08A 57	0808250-1 10X	0.18722	2177	1452311	0.000	23-Sep-08	14:33:19	1
58	23SEP08A 58	0808250-2 10X	0.0081070	135	1500951	0.000	23-Sep-08	14:35:56	1
59	23SEP08A 59	CCV	2.0179	22512	1341533	0.000	23-Sep-08	14:39:02	1
60	23SEP08A 60	CCB	0.0028939	63	1288355	0.000	23-Sep-08	14:44:09	1
61	23SEP08A 61	0808250-3 10X	0.011608	173	1474700	0.000	23-Sep-08	14:48:49	1
62	23SEP08A 62	0808250-4 10X	0.010468	167	1537908	0.000	23-Sep-08	14:51:08	1

Sample List: D:\MassLynx Projects\AUG2002.PRO\SampleDB\23SEP08A
Last modified: Tue Sep 23 17:41:28 2008
Method: D:\MassLynx Projects\AUG2002.PRO\MethDB\CD_SB_TL_U_PB_MO_AG_AS_SE+IS
Last modified: Tue Sep 23 10:49:57 2008
Job Code:

Printed: Wed Sep 24 10:12:23 2008

Compound 6: 1Cadmium

#	File name	Sample ID	PPB	CPS	IS CPS	%StdDev	Aq Date	AqTime	IS#
63	23SEP08A 63	0808250-5 10X	0.014150	215	1570770	0.000	23-Sep-08	14:53:44	1
64	23SEP08A 64	0808250-6 10X	0.012102	188	1552594	0.000	23-Sep-08	14:56:20	1
65	23SEP08A 65	0808250-7 10X	0.012124	190	1566022	0.000	23-Sep-08	14:58:57	1
66	23SEP08A 66	0808250-7L 50X	0.0035980	86	1568605	0.000	23-Sep-08	15:01:35	1
67	23SEP08A 67	0808250-7A 10X	1.7840	22885	1551383	0.000	23-Sep-08	15:04:13	1
68	23SEP08A 68	0809099-1 1000X	0	20	1402135	0.000	23-Sep-08	15:14:11	1
69	23SEP08A 69	0809099-2 500X	0	28	1414074	0.000	23-Sep-08	15:16:29	1
70	23SEP08A 70	0809099-2L 2500X	0.00079834	45	1368530	0.000	23-Sep-08	15:19:03	1
71	23SEP08A 71	CCV	2.0271	22179	1315444	0.000	23-Sep-08	15:21:37	1
72	23SEP08A 72	CCB	0.0026578	61	1289728	0.000	23-Sep-08	15:27:30	1
73	23SEP08A 73	0809099-2MS 500X	2.0373	24081	1420754	0.000	23-Sep-08	15:29:50	1
74	23SEP08A 74	0809099-2MSD 500X	2.0484	23921	1403276	0.000	23-Sep-08	15:32:28	1
75	23SEP08A 75	0809099-3 500X	0	0	1376884	0.000	23-Sep-08	15:35:03	1
76	23SEP08A 76	0809099-3L 2500X	0.00022633	37	1320960	0.000	23-Sep-08	15:37:39	1
77	23SEP08A 77	0809099-3MS 500X	2.0379	23234	1370322	0.000	23-Sep-08	15:40:15	1
78	23SEP08A 78	0809099-3MSD 500X	2.0638	23695	1379165	0.000	23-Sep-08	15:42:52	1
79	23SEP08A 79	0809099-4 200X	0.011782	166	1400716	0.000	23-Sep-08	15:47:21	1
80	23SEP08A 80	0809099-5 1000X	0.00063793	44	1392175	0.000	23-Sep-08	15:57:20	1
81	23SEP08A 81	0809099-6 1000X	0.00058928	43	1372486	0.000	23-Sep-08	15:59:55	1
82	23SEP08A 82	0809099-7 1000X	0	0	1377140	0.000	23-Sep-08	16:02:30	1
83	23SEP08A 83	CCV	2.0203	20898	1243788	0.000	23-Sep-08	16:05:05	1
84	23SEP08A 84	CCB	0.0030692	64	1270482	0.000	23-Sep-08	16:10:57	1
85	23SEP08A 85	0809099-8 1000X	0	9	1426828	0.000	23-Sep-08	16:13:16	1
86	23SEP08A 86	0809099-9 1000X	0.00075776	46	1419823	0.000	23-Sep-08	16:15:53	1
87	23SEP08A 87	0809099-10 1000X	0.00028343	41	1418403	0.000	23-Sep-08	16:18:29	1
88	23SEP08A 88	0809099-11 500X	0	0	1366621	0.000	23-Sep-08	16:21:05	1
89	23SEP08A 89	0809099-12 500X	0	6	1377234	0.000	23-Sep-08	16:23:42	1
90	23SEP08A 90	0809099-13 200X	0	0	1388451	0.000	23-Sep-08	16:26:20	1
91	23SEP08A 91	0809099-14 1000X	0	20	1386659	0.000	23-Sep-08	16:28:57	1
92	23SEP08A 92	0809099-15 1000X	0	28	1404090	0.000	23-Sep-08	16:31:35	1
93	23SEP08A 93	0809099-16 1000X	0	18	1421149	0.000	23-Sep-08	16:34:13	1

Quantify Compound Summary Report
23SEP08A

Sample List: D:\MassLynx Projects\AUG2002.PRO\SampleDB\23SEP08A
Last modified: Tue Sep 23 17:41:28 2008
Method: D:\MassLynx Projects\AUG2002.PRO\MethDB\CD_SB_TL_U_PB_MO_AG_AS_SE+IS
Last modified: Tue Sep 23 10:49:57 2008
Job Code:

Printed: Wed Sep 24 10:12:23 2008

Compound 6: 1Cadmium

#	File name	Sample ID	PPB	CPS	IS CPS	%StdDev	Aq Date	AqTime	IS#
94	23SEP08A 94	0809099-17 1000X	0.00048020	43	1410514	0.000	23-Sep-08	16:36:53	1
95	23SEP08A 95	CCV	2.0399	21976	1294825	0.000	23-Sep-08	16:39:31	1
96	23SEP08A 96	CCB	0.0031492	65	1271552	0.000	23-Sep-08	16:45:01	1
97	23SEP08A 97	ZZZZZZ	0.29218	3178	1362642	0.000	23-Sep-08	16:47:21	1
98	23SEP08A 98	0809099-19 1000X	0	14	1413283	0.000	23-Sep-08	16:49:59	1
99	23SEP08A 99	0809099-20 1000X	0	29	1385193	0.000	23-Sep-08	16:52:36	1
100	23SEP08A 100	0809099-21 1000X	0	0	1402647	0.000	23-Sep-08	16:55:12	1
101	23SEP08A 101	0809099-22 1000X	0.0031539	74	1437394	0.000	23-Sep-08	16:57:48	1
102	23SEP08A 102	ZZZZZZ	0.17709	1962	1383308	0.000	23-Sep-08	17:00:25	1
103	23SEP08A 103	ZZZZZZ	0.00076582	47	1430551	0.000	23-Sep-08	17:03:03	1
104	23SEP08A 104	0809099-25 1000X	0.00063229	45	1426339	0.000	23-Sep-08	17:05:40	1
105	23SEP08A 105	0809099-26 500X	0.00022070	41	1438394	0.000	23-Sep-08	17:08:18	1
106	23SEP08A 106	0809099-27 500X	0.0067051	112	1419846	0.000	23-Sep-08	17:10:56	1
107	23SEP08A 107	CCV	2.0430	22161	1303668	0.000	23-Sep-08	17:13:35	1
108	23SEP08A 108	CCB	0.0019615	53	1262499	0.000	23-Sep-08	17:20:11	1
109	23SEP08A 109	0809099-28 500X	0	0	1430295	0.000	23-Sep-08	17:22:31	1
110	23SEP08A 110	0809099-29 1000X	0	35	1391849	0.000	23-Sep-08	17:25:10	1
111	23SEP08A 111	0809099-24 1000X	0.0014177	52	1380026	0.000	23-Sep-08	17:27:48	1
112	23SEP08A 112	0809099-18 500X	0.039095	472	1420218	0.000	23-Sep-08	17:30:24	1
113	23SEP08A 113	0809099-23 1000X	0.011452	165	1425129	0.000	23-Sep-08	17:33:01	1
114	23SEP08A 114	CCV	2.0619	22125	1289007	0.000	23-Sep-08	17:35:37	1
115	23SEP08A 115	CCB	0.0030375	63	1257938	0.000	23-Sep-08	17:41:45	1
116	23SEP08A 116	RINSE							

Quantify Compound Summary Report
23SEP08A

Sample List: D:\MassLynx Projects\AUG2002.PRO\SampleDB\23SEP08A
Last modified: Tue Sep 23 17:41:28 2008
Method: D:\MassLynx Projects\AUG2002.PRO\MethDB\CD_SB_TL_U_PB_MO_AG_AS_SE+IS
Last modified: Tue Sep 23 10:49:57 2008
Job Code:

Printed: Wed Sep 24 10:12:23 2008

Compound 9: 121Sb

#	File name	Sample ID	PPB	CPS	IS CPS	%StdDev	Aq Date	AqTime	IS#
1	23SEP08A 01	RINSE	0	600	1229964	2.303	23-Sep-08	10:54:15	1
2	23SEP08A 02	RINSE	0	641	1260823	2.185	23-Sep-08	10:56:31	1
3	23SEP08A 03	RINSE	0	615	1262639	2.233	23-Sep-08	10:59:07	1
4	23SEP08A 04	RINSE	0	528	1262429	2.299	23-Sep-08	11:02:10	1
5	23SEP08A 05	0 STD	0	587	1228009	2.505	23-Sep-08	11:05:13	1
6	23SEP08A 06	L/100 STD	0.014870	1229	1216489	0.758	23-Sep-08	11:08:16	1
7	23SEP08A 07	L/20 STD	0.048850	2433	1255122	0.488	23-Sep-08	11:11:19	1
8	23SEP08A 08	L/10 STD	0.098588	4241	1284887	0.385	23-Sep-08	11:14:22	1
9	23SEP08A 09	LOW/2 STD	0.49045	18175	1281885	0.112	23-Sep-08	11:17:25	1
10	23SEP08A 10	LOW STD	0.98994	37277	1313024	0.082	23-Sep-08	11:20:29	1
11	23SEP08A 11	MID STD	2.0260	75511	1281932	0.048	23-Sep-08	11:23:33	1
12	23SEP08A 12	HIGH/2 STD	4.9890	199046	1323799	0.036	23-Sep-08	11:26:50	1
13	23SEP08A 13	HIGH STD	10.002	409978	1387846	0.017	23-Sep-08	11:30:37	1
14	23SEP08A 14	HIGH STD READBACK	10.089	409809	1377234	0.024	23-Sep-08	11:34:54	1
15	23SEP08A 15	ICV	2.5096	96029	1306042	0.041	23-Sep-08	11:39:12	1
16	23SEP08A 16	ICB	0	730	1272948	2.027	23-Sep-08	11:46:09	1
17	23SEP08A 17	CRI_L/100	0.011184	1149	1262988	0.834	23-Sep-08	11:53:08	1
18	23SEP08A 18	CRI_L/20	0.050887	2491	1249140	0.555	23-Sep-08	11:56:12	1
19	23SEP08A 19	ICSA	0.019941	1565	1362432	0.710	23-Sep-08	11:59:15	1
20	23SEP08A 20	ICSAB	2.0226	80895	1375721	0.051	23-Sep-08	12:02:19	1
21	23SEP08A 21	F080919-1MB 10X	0	448	1275206	2.950	23-Sep-08	12:05:23	1
22	23SEP08A 22	0809141-1 10X	2.0923	85805	1409024	0.064	23-Sep-08	12:09:38	1
23	23SEP08A 23	0809141-1L 50X	0.40853	16356	1376349	0.189	23-Sep-08	12:12:44	1
24	23SEP08A 24	0809141-1MS 10X	3.9707	166854	1406627	0.027	23-Sep-08	12:15:48	1
25	23SEP08A 25	0809141-1MSD 10X	3.9975	168762	1412771	0.027	23-Sep-08	12:18:53	1
26	23SEP08A 26	CCV	2.0055	76704	1315887	0.060	23-Sep-08	12:21:59	1
27	23SEP08A 27	CCB	0.0022128	831	1249466	2.592	23-Sep-08	12:33:44	1
28	23SEP08A 28	IP080922-1MB 10X	0.00051390	803	1297734	1.537	23-Sep-08	12:41:40	1
29	23SEP08A 29	IM080922-1LCS 10X	1.9369	72717	1293103	0.054	23-Sep-08	12:44:16	1
30	23SEP08A 30	0809125-1 10X	0.0038235	997	1406208	0.760	23-Sep-08	12:46:54	1
31	23SEP08A 31	0809125-1D 10X	0.0056716	1089	1434042	1.082	23-Sep-08	12:51:43	1

Quantify Compound Summary Report
23SEP08A

Sample List: D:\MassLynx Projects\AUG2002.PRO\SampleDB\23SEP08A
Last modified: Tue Sep 23 17:41:28 2008
Method: D:\MassLynx Projects\AUG2002.PRO\MethDB\CD_SB_TL_U_PB_MO_AG_AS_SE+IS
Last modified: Tue Sep 23 10:49:57 2008
Job Code:

Printed: Wed Sep 24 10:12:23 2008

Compound 9: 121Sb

As, Se only

#	File name	Sample ID	PPB	CPS	IS CPS	%StdDev	Aq Date	AqTime	IS#
32	23SEP08A 32	0809125-1L 50X	0.00086800	887	1411468	2.202	23-Sep-08	12:54:49	1
33	23SEP08A 33	0809125-1MS 10X	1.9434	80084	1419241	0.045	23-Sep-08	12:57:52	1
34	23SEP08A 34	0809125-1MSD 10X	1.9670	81524	1426851	0.045	23-Sep-08	13:00:56	1
35	23SEP08A 35	CCV	2.0144	75097	1282444	0.048	23-Sep-08	13:04:00	1
36	23SEP08A 36	CCB	4.5214e-5	756	1247535	2.717	23-Sep-08	13:08:16	1
37	23SEP08A 37	ICSA_CEC	0.014190	1466	1478214	1.093	23-Sep-08	13:19:36	1
38	23SEP08A 38	ICSAB_CEC	1.8823	80646	1476980	0.047	23-Sep-08	13:22:39	1
39	23SEP08A 39	F080919-1MB 10X	0.0036843	941	1334365	1.720	23-Sep-08	13:25:44	1
40	23SEP08A 40	F080919-1LCS 10X	1.6807	63952	1315933	0.062	23-Sep-08	13:30:01	1
41	23SEP08A 41	0809141-1 10X	1.6538	65793	1376396	0.047	23-Sep-08	13:33:06	1
42	23SEP08A 42	0809141-1L 50X	0.32809	12428	1289100	0.154	23-Sep-08	13:37:24	1
43	23SEP08A 43	0809141-1MS 10X	3.2840	131244	1348841	0.046	23-Sep-08	13:40:30	1
44	23SEP08A 44	0809141-1MSD 10X	3.2973	132113	1352052	0.035	23-Sep-08	13:43:37	1
45	23SEP08A 45	IP080922-1MB 10X	0.0043986	893	1232268	1.126	23-Sep-08	13:46:43	1
46	23SEP08A 46	IM080922-1LCS 10X	1.6800	63284	1302761	0.055	23-Sep-08	13:51:01	1
47	23SEP08A 47	CCV	2.0070	72812	1248210	0.044	23-Sep-08	13:54:04	1
48	23SEP08A 48	CCB	2.2322e-5	722	1192658	2.092	23-Sep-08	13:58:20	1
49	23SEP08A 49	0809125-1 10X	0.0054254	1049	1393687	1.398	23-Sep-08	14:03:36	1
50	23SEP08A 50	0809125-1D 10X	0.0072031	1113	1389242	1.457	23-Sep-08	14:06:40	1
51	23SEP08A 51	0809125-1L 50X	0.00062872	853	1371602	1.464	23-Sep-08	14:09:44	1
52	23SEP08A 52	0809125-1MS 10X	1.6142	64954	1393059	0.050	23-Sep-08	14:12:49	1
53	23SEP08A 53	0809125-1MSD 10X	1.6001	63377	1371485	0.056	23-Sep-08	14:15:54	1
54	23SEP08A 54	IP080918-2MB 10X	0	456	1246022	2.463	23-Sep-08	14:23:14	1
55	23SEP08A 55	IM080918-2LCS 10X	1.8945	71942	1308858	0.060	23-Sep-08	14:25:50	1
56	23SEP08A 56	IM080918-2LCSD 10X	1.9572	74929	1318191	0.059	23-Sep-08	14:28:29	1
57	23SEP08A 57	0808250-1 10X	0.026795	1940	1452311	0.792	23-Sep-08	14:33:19	1
58	23SEP08A 58	0808250-2 10X	0.031919	2215	1500951	0.539	23-Sep-08	14:35:56	1
59	23SEP08A 59	CCV	2.0228	78892	1341533	0.053	23-Sep-08	14:39:02	1
60	23SEP08A 60	CCB	0.012747	1227	1288355	0.819	23-Sep-08	14:44:09	1
61	23SEP08A 61	0808250-3 10X	0.029107	2063	1474700	0.623	23-Sep-08	14:48:49	1
62	23SEP08A 62	0808250-4 10X	0.036571	2465	1537908	0.640	23-Sep-08	14:51:08	1

Quantify Compound Summary Report
23SEP08A

Sample List: D:\MassLynx Projects\AUG2002.PRO\SampleDB\23SEP08A
Last modified: Tue Sep 23 17:41:28 2008
Method: D:\MassLynx Projects\AUG2002.PRO\MethDB\CD_SB_TL_U_PB_MO_AG_AS_SE+IS
Last modified: Tue Sep 23 10:49:57 2008
Job Code:

Printed: Wed Sep 24 10:12:23 2008

Compound 9: 121Sb

#	File name	Sample ID	PPB	CPS	IS CPS	%StdDev	Aq Date	AqTime	IS#
63	23SEP08A 63	0808250-5 10X	0.031941	2319	1570770	0.498	23-Sep-08	14:53:44	1
64	23SEP08A 64	0808250-6 10X	0.033022	2338	1552594	0.536	23-Sep-08	14:56:20	1
65	23SEP08A 65	0808250-7 10X	0.035237	2453	1566022	0.570	23-Sep-08	14:58:57	1
66	23SEP08A 66	0808250-7L 50X	0.029448	2209	1568605	0.532	23-Sep-08	15:01:35	1
67	23SEP08A 67	0808250-7A 10X	1.8164	81655	1551383	0.051	23-Sep-08	15:04:13	1
68	23SEP08A 68	0809099-1 1000X	0.013888	1379	1402135	0.926	23-Sep-08	15:14:11	1
69	23SEP08A 69	0809099-2 500X	0.013117	1361	1414074	0.873	23-Sep-08	15:16:29	1
70	23SEP08A 70	0809099-2L 2500X	0.012630	1299	1368530	1.059	23-Sep-08	15:19:03	1
71	23SEP08A 71	CCV	2.0280	77564	1315444	0.059	23-Sep-08	15:21:37	1
72	23SEP08A 72	CCB	0.012852	1232	1289728	0.845	23-Sep-08	15:27:30	1
73	23SEP08A 73	0809099-2MS 500X	1.9981	82500	1420754	0.052	23-Sep-08	15:29:50	1
74	23SEP08A 74	0809099-2MSD 500X	2.0144	82169	1403276	0.043	23-Sep-08	15:32:28	1
75	23SEP08A 75	0809099-3 500X	0.012180	1290	1376884	0.988	23-Sep-08	15:35:03	1
76	23SEP08A 76	0809099-3L 2500X	0.011025	1196	1320960	0.836	23-Sep-08	15:37:39	1
77	23SEP08A 77	0809099-3MS 500X	1.9975	79545	1370322	0.049	23-Sep-08	15:40:15	1
78	23SEP08A 78	0809099-3MSD 500X	2.0030	80287	1379165	0.038	23-Sep-08	15:42:52	1
79	23SEP08A 79	0809099-4 200X	0.024623	1788	1400716	2.350	23-Sep-08	15:47:21	1
80	23SEP08A 80	0809099-5 1000X	0.0072729	1118	1392175	1.030	23-Sep-08	15:57:20	1
81	23SEP08A 81	0809099-6 1000X	0.0073213	1104	1372486	0.859	23-Sep-08	15:59:55	1
82	23SEP08A 82	0809099-7 1000X	0.0057837	1050	1377140	0.898	23-Sep-08	16:02:30	1
83	23SEP08A 83	CCV	2.0348	73593	1243788	0.063	23-Sep-08	16:05:05	1
84	23SEP08A 84	CCB	0.0089966	1080	1270482	1.298	23-Sep-08	16:10:57	1
85	23SEP08A 85	0809099-8 1000X	0.0049385	1055	1426828	1.023	23-Sep-08	16:13:16	1
86	23SEP08A 86	0809099-9 1000X	0.0036516	1000	1419823	1.217	23-Sep-08	16:15:53	1
87	23SEP08A 87	0809099-10 1000X	0.0046859	1039	1418403	0.837	23-Sep-08	16:18:29	1
88	23SEP08A 88	0809099-11 500X	0.0048987	1009	1366621	1.054	23-Sep-08	16:21:05	1
89	23SEP08A 89	0809099-12 500X	0.0053025	1032	1377234	0.889	23-Sep-08	16:23:42	1
90	23SEP08A 90	0809099-13 200X	0.012158	1300	1388451	0.956	23-Sep-08	16:26:20	1
91	23SEP08A 91	0809099-14 1000X	0.0054067	1043	1386659	1.077	23-Sep-08	16:28:57	1
92	23SEP08A 92	0809099-15 1000X	0.0044112	1018	1404090	1.011	23-Sep-08	16:31:35	1
93	23SEP08A 93	0809099-16 1000X	0.0036017	999	1421149	0.962	23-Sep-08	16:34:13	1

Sample List: D:\MassLynx Projects\AUG2002.PRO\SampleDB\23SEP08A
Last modified: Tue Sep 23 17:41:28 2008
Method: D:\MassLynx Projects\AUG2002.PRO\MethDB\CD_SB_TL_U_PB_MO_AG_AS_SE+IS
Last modified: Tue Sep 23 10:49:57 2008
Job Code:

Printed: Wed Sep 24 10:12:23 2008

Compound 9: 121Sb

#	File name	Sample ID	PPB	CPS	IS CPS	%StdDev	Aq Date	AqTime	IS#
94	23SEP08A 94	0809099-17 1000X	0.0020278	931	1410514	1.126	23-Sep-08	16:36:53	1
95	23SEP08A 95	CCV	2.0018	75332	1294825	0.056	23-Sep-08	16:39:31	1
96	23SEP08A 96	CCB	0.0063463	989	1271552	1.179	23-Sep-08	16:45:01	1
97	23SEP08A 97	ZZZZZZ	0.0097407	1186	1362642	0.815	23-Sep-08	16:47:21	1
98	23SEP08A 98	0809099-19 1000X	0.0038231	1002	1413283	0.905	23-Sep-08	16:49:59	1
99	23SEP08A 99	0809099-20 1000X	0.0044298	1005	1385193	1.049	23-Sep-08	16:52:36	1
100	23SEP08A 100	0809099-21 1000X	0.0027128	952	1402647	1.204	23-Sep-08	16:55:12	1
101	23SEP08A 101	0809099-22 1000X	0.0025958	971	1437394	0.946	23-Sep-08	16:57:48	1
102	23SEP08A 102	ZZZZZZ	0.0096881	1202	1383308	1.008	23-Sep-08	17:00:25	1
103	23SEP08A 103	ZZZZZZ	0.0017400	933	1430551	1.173	23-Sep-08	17:03:03	1
104	23SEP08A 104	0809099-25 1000X	0.0040736	1021	1426339	0.931	23-Sep-08	17:05:40	1
105	23SEP08A 105	0809099-26 500X	0.0019666	947	1438394	1.381	23-Sep-08	17:08:18	1
106	23SEP08A 106	0809099-27 500X	0.0040386	1015	1419846	1.102	23-Sep-08	17:10:56	1
107	23SEP08A 107	CCV	1.9898	75376	1303668	0.055	23-Sep-08	17:13:35	1
108	23SEP08A 108	CCB	0.0036460	889	1262499	0.909	23-Sep-08	17:20:11	1
109	23SEP08A 109	0809099-28 500X	0.0014622	922	1430295	1.000	23-Sep-08	17:22:31	1
110	23SEP08A 110	0809099-29 1000X	0.0025897	940	1391849	0.935	23-Sep-08	17:25:10	1
111	23SEP08A 111	0809099-24 1000X	0.0033335	960	1380026	1.223	23-Sep-08	17:27:48	1
112	23SEP08A 112	0809099-18 500X	0.0044966	1033	1420218	1.483	23-Sep-08	17:30:24	1
113	23SEP08A 113	0809099-23 1000X	0.00087868	896	1425129	1.464	23-Sep-08	17:33:01	1
114	23SEP08A 114	CCV	1.9850	74342	1289007	0.052	23-Sep-08	17:35:37	1
115	23SEP08A 115	CCB	0.0052556	941	1257938	1.091	23-Sep-08	17:41:45	1
116	23SEP08A 116	RINSE							

Sample List: D:\MassLynx Projects\AUG2002.PRO\SampleDB\23SEP08A
Last modified: Tue Sep 23 17:41:28 2008
Method: D:\MassLynx Projects\AUG2002.PRO\MethDB\CD_SB_TL_U_PB_MO_AG_AS_SE+IS
Last modified: Tue Sep 23 10:49:57 2008
Job Code:

Printed: Wed Sep 24 10:12:23 2008

Compound 12: 205Tl

#	File name	Sample ID	PPB	CPS	IS CPS	%StdDev	Aq Date	AqTime	IS#
1	23SEP08A 01	RINSE	2.8072e-5	59	824227	7.074	23-Sep-08	10:54:15	7
2	23SEP08A 02	RINSE	0	54	839215	6.935	23-Sep-08	10:56:31	7
3	23SEP08A 03	RINSE	0	57	841053	5.568	23-Sep-08	10:59:07	7
4	23SEP08A 04	RINSE	0	39	845126	10.002	23-Sep-08	11:02:10	7
5	23SEP08A 05	0 STD	0	55	818479	7.034	23-Sep-08	11:05:13	7
6	23SEP08A 06	L/100 STD	0.00083719	104	815919	4.751	23-Sep-08	11:08:16	7
7	23SEP08A 07	L/20 STD	0.0016874	156	837725	3.455	23-Sep-08	11:11:19	7
8	23SEP08A 08	L/10 STD	0.0032911	254	854831	1.740	23-Sep-08	11:14:22	7
9	23SEP08A 09	LOW/2 STD	0.025288	1551	847151	0.749	23-Sep-08	11:17:25	7
10	23SEP08A 10	LOW STD	0.050802	3154	867049	0.476	23-Sep-08	11:20:29	7
11	23SEP08A 11	MID STD	0.10251	6317	855296	0.305	23-Sep-08	11:23:33	7
12	23SEP08A 12	HIGH/2 STD	0.24826	16326	883060	0.195	23-Sep-08	11:26:50	7
13	23SEP08A 13	HIGH STD	0.50032	35466	910662	0.099	23-Sep-08	11:30:37	7
14	23SEP08A 14	HIGH STD READBACK	0.50339	35652	909475	0.109	23-Sep-08	11:34:54	7
15	23SEP08A 15	ICV	0.12594	7985	875520	0.268	23-Sep-08	11:39:12	7
16	23SEP08A 16	ICB	0.00032383	77	836911	6.336	23-Sep-08	11:46:09	7
17	23SEP08A 17	CRI_L/100	0.00067451	97	834583	5.707	23-Sep-08	11:53:08	7
18	23SEP08A 18	CRI_L/20	0.0019788	170	823785	3.320	23-Sep-08	11:56:12	7
19	23SEP08A 19	ICSA	4.4366e-5	62	852736	5.051	23-Sep-08	11:59:15	7
20	23SEP08A 20	ICSAB	0.10488	6581	870470	0.226	23-Sep-08	12:02:19	7
21	23SEP08A 21	F080919-1MB 10X	0.00049830	90	864931	4.955	23-Sep-08	12:05:23	7
22	23SEP08A 22	0809141-1 10X	0.00091510	126	948457	3.797	23-Sep-08	12:09:38	7
23	23SEP08A 23	0809141-1L 50X	0.00018355	77	935401	4.476	23-Sep-08	12:12:44	7
24	23SEP08A 24	0809141-1MS 10X	0.11037	7456	936029	0.284	23-Sep-08	12:15:48	7
25	23SEP08A 25	0809141-1MSD 10X	0.10916	7423	942476	0.241	23-Sep-08	12:18:53	7
26	23SEP08A 26	CCV	0.10062	6394	882316	0.261	23-Sep-08	12:21:59	7
27	23SEP08A 27	CCB	0	52	834700	7.142	23-Sep-08	12:33:44	7
28	23SEP08A 28	IP080922-1MB 10X	0	57	871401	5.618	23-Sep-08	12:41:40	7
29	23SEP08A 29	IM080922-1LCS 10X	0.091122	5701	870260	0.317	23-Sep-08	12:44:16	7
30	23SEP08A 30	0809125-1 10X	0.0017424	175	920948	3.897	23-Sep-08	12:46:54	7
31	23SEP08A 31	0809125-1D 10X	0.0011770	140	927511	3.596	23-Sep-08	12:51:43	7

Quantify Compound Summary Report
23SEP08A

Sample List: D:\MassLynx Projects\AUG2002.PRO\SampleDB\23SEP08A
Last modified: Tue Sep 23 17:41:28 2008
Method: D:\MassLynx Projects\AUG2002.PRO\MethDB\CD_SB_TL_U_PB_MO_AG_AS_SE+IS
Last modified: Tue Sep 23 10:49:57 2008
Job Code:

Printed: Wed Sep 24 10:12:23 2008

Compound 12: 205Tl

As, Se only

#	File name	Sample ID	PPB	CPS	IS CPS	%StdDev	Aq Date	AqTime	IS#
32	23SEP08A 32	0809125-1L 50X	2.5769e-5	67	938077	6.003	23-Sep-08	12:54:49	7
33	23SEP08A 33	0809125-1MS 10X	0.095961	6388	925114	0.279	23-Sep-08	12:57:52	7
34	23SEP08A 34	0809125-1MSD 10X	0.099568	6647	927092	0.260	23-Sep-08	13:00:56	7
35	23SEP08A 35	CCV	0.10462	6464	857158	0.273	23-Sep-08	13:04:00	7
36	23SEP08A 36	CCB	0.00029652	76	843334	5.822	23-Sep-08	13:08:16	7
37	23SEP08A 37	ICSA_CEC	0.00015277	80	997609	5.247	23-Sep-08	13:19:36	7
38	23SEP08A 38	ICSAB_CEC	0.084849	6140	1007686	0.311	23-Sep-08	13:22:39	7
39	23SEP08A 39	F080919-1MB 10X	0	54	892556	7.052	23-Sep-08	13:25:44	7
40	23SEP08A 40	F080919-1LCS 10X	0.087838	5565	881780	0.285	23-Sep-08	13:30:01	7
41	23SEP08A 41	0809141-1 10X	0	64	923462	6.126	23-Sep-08	13:33:06	7
42	23SEP08A 42	0809141-1L 50X	0	47	871866	9.906	23-Sep-08	13:37:24	7
43	23SEP08A 43	0809141-1MS 10X	0.018462	1254	927209	0.844	23-Sep-08	13:40:30	7
44	23SEP08A 44	0809141-1MSD 10X	0.018034	1227	927767	0.894	23-Sep-08	13:43:37	7
45	23SEP08A 45	IP080922-1MB 10X	0	45	836096	6.554	23-Sep-08	13:46:43	7
46	23SEP08A 46	IM080922-1LCS 10X	0.085810	5395	875357	0.243	23-Sep-08	13:51:01	7
47	23SEP08A 47	CCV	0.099846	6058	842543	0.299	23-Sep-08	13:54:04	7
48	23SEP08A 48	CCB	6.6104e-5	60	808541	6.298	23-Sep-08	13:58:20	7
49	23SEP08A 49	0809125-1 10X	0.0010504	136	956416	2.515	23-Sep-08	14:03:36	7
50	23SEP08A 50	0809125-1D 10X	0.00098296	133	967028	4.642	23-Sep-08	14:06:40	7
51	23SEP08A 51	0809125-1L 50X	0.00012193	73	935145	6.748	23-Sep-08	14:09:44	7
52	23SEP08A 52	0809125-1MS 10X	0.082317	5676	960582	0.360	23-Sep-08	14:12:49	7
53	23SEP08A 53	0809125-1MSD 10X	0.082519	5709	963770	0.265	23-Sep-08	14:15:54	7
54	23SEP08A 54	IP080918-2MB 10X	0	58	844242	6.501	23-Sep-08	14:23:14	7
55	23SEP08A 55	IM080918-2LCS 10X	0.093220	5989	893300	0.335	23-Sep-08	14:25:50	7
56	23SEP08A 56	IM080918-2LCSD 10X	0.099139	6405	897280	0.245	23-Sep-08	14:28:29	7
57	23SEP08A 57	0808250-1 10X	0.21485	15143	953507	0.142	23-Sep-08	14:33:19	7
58	23SEP08A 58	0808250-2 10X	0.15220	10837	977292	0.147	23-Sep-08	14:35:56	7
59	23SEP08A 59	CCV	0.10507	6919	913478	0.232	23-Sep-08	14:39:02	7
60	23SEP08A 60	CCB	0.00026660	77	874473	5.895	23-Sep-08	14:44:09	7
61	23SEP08A 61	0808250-3 10X	0.11315	7835	958930	0.248	23-Sep-08	14:48:49	7
62	23SEP08A 62	0808250-4 10X	0.16644	11956	982738	0.155	23-Sep-08	14:51:08	7

Sample List: D:\MassLynx Projects\AUG2002.PRO\SampleDB\23SEP08A
Last modified: Tue Sep 23 17:41:28 2008
Method: D:\MassLynx Projects\AUG2002.PRO\MethDB\CD_SB_TL_U_PB_MO_AG_AS_SE+IS
Last modified: Tue Sep 23 10:49:57 2008
Job Code:

Printed: Wed Sep 24 10:12:23 2008

Compound 12: 205Tl

#	File name	Sample ID	PPB	CPS	IS CPS	%StdDev	Aq Date	AqTime	IS#
63	23SEP08A 63	0808250-5 10X	0.12268	8879	1000122	0.191	23-Sep-08	14:53:44	7
64	23SEP08A 64	0808250-6 10X	0.021841	1603	1008803	0.559	23-Sep-08	14:56:20	7
65	23SEP08A 65	0808250-7 10X	0.024703	1807	1009641	0.586	23-Sep-08	14:58:57	7
66	23SEP08A 66	0808250-7L 50X	0.0036466	335	1041199	1.909	23-Sep-08	15:01:35	7
67	23SEP08A 67	0808250-7A 10X	0.12411	8936	994630	0.176	23-Sep-08	15:04:13	7
68	23SEP08A 68	0809099-1 1000X	0.00053755	101	945990	4.506	23-Sep-08	15:14:11	7
69	23SEP08A 69	0809099-2 500X	0.00010374	73	950435	5.707	23-Sep-08	15:16:29	7
70	23SEP08A 70	0809099-2L 2500X	0	55	926092	11.566	23-Sep-08	15:19:03	7
71	23SEP08A 71	CCV	0.10443	6675	886761	0.294	23-Sep-08	15:21:37	7
72	23SEP08A 72	CCB	0	52	877871	8.022	23-Sep-08	15:27:30	7
73	23SEP08A 73	0809099-2MS 500X	0.10129	6945	951878	0.259	23-Sep-08	15:29:50	7
74	23SEP08A 74	0809099-2MSD 500X	0.10552	7227	949970	0.266	23-Sep-08	15:32:28	7
75	23SEP08A 75	0809099-3 500X	0.0026975	241	941149	3.908	23-Sep-08	15:35:03	7
76	23SEP08A 76	0809099-3L 2500X	0.00034457	85	909708	4.979	23-Sep-08	15:37:39	7
77	23SEP08A 77	0809099-3MS 500X	0.10299	6917	932073	0.276	23-Sep-08	15:40:15	7
78	23SEP08A 78	0809099-3MSD 500X	0.10417	7065	941010	0.271	23-Sep-08	15:42:52	7
79	23SEP08A 79	0809099-4 200X	0.00070970	112	943895	6.006	23-Sep-08	15:47:21	7
80	23SEP08A 80	0809099-5 1000X	0	57	935703	6.761	23-Sep-08	15:57:20	7
81	23SEP08A 81	0809099-6 1000X	0	54	932352	5.394	23-Sep-08	15:59:55	7
82	23SEP08A 82	0809099-7 1000X	0	47	939799	6.491	23-Sep-08	16:02:30	7
83	23SEP08A 83	CCV	0.10408	6494	865722	0.243	23-Sep-08	16:05:05	7
84	23SEP08A 84	CCB	6.5786e-5	64	862697	5.381	23-Sep-08	16:10:57	7
85	23SEP08A 85	0809099-8 1000X	0	55	960722	6.597	23-Sep-08	16:13:16	7
86	23SEP08A 86	0809099-9 1000X	0	60	963491	6.406	23-Sep-08	16:15:53	7
87	23SEP08A 87	0809099-10 1000X	0	60	952367	7.181	23-Sep-08	16:18:29	7
88	23SEP08A 88	0809099-11 500X	0.00017130	76	932841	5.620	23-Sep-08	16:21:05	7
89	23SEP08A 89	0809099-12 500X	0.00014525	74	928791	5.404	23-Sep-08	16:23:42	7
90	23SEP08A 90	0809099-13 200X	0	57	934400	6.762	23-Sep-08	16:26:20	7
91	23SEP08A 91	0809099-14 1000X	0	49	946781	8.400	23-Sep-08	16:28:57	7
92	23SEP08A 92	0809099-15 1000X	0.00082121	120	949667	3.375	23-Sep-08	16:31:35	7
93	23SEP08A 93	0809099-16 1000X	3.7616e-5	69	955136	5.351	23-Sep-08	16:34:13	7

Quantify Compound Summary Report
23SEP08A

Sample List: D:\MassLynx Projects\AUG2002.PRO\SampleDB\23SEP08A
Last modified: Tue Sep 23 17:41:28 2008
Method: D:\MassLynx Projects\AUG2002.PRO\MethDB\CD_SB_TL_U_PB_MO_AG_AS_SE+IS
Last modified: Tue Sep 23 10:49:57 2008
Job Code:

Printed: Wed Sep 24 10:12:23 2008

Compound 12: 205Tl

#	File name	Sample ID	PPB	CPS	IS CPS	%StdDev	Aq Date	AqTime	IS#
94	23SEP08A 94	0809099-17 1000X	0	43	964306	7.715	23-Sep-08	16:36:53	7
95	23SEP08A 95	CCV	0.098098	6284	889856	0.329	23-Sep-08	16:39:31	7
96	23SEP08A 96	CCB	2.6682e-5	62	867305	5.690	23-Sep-08	16:45:01	7
97	23SEP08A 97	ZZZZZZ	0.0016246	142	780754	3.530	23-Sep-08	16:47:21	7
98	23SEP08A 98	0809099-19 1000X	0.00060959	108	966516	3.515	23-Sep-08	16:49:59	7
99	23SEP08A 99	0809099-20 1000X	0.00051339	100	951506	4.399	23-Sep-08	16:52:36	7
100	23SEP08A 100	0809099-21 1000X	0	62	941079	7.105	23-Sep-08	16:55:12	7
101	23SEP08A 101	0809099-22 1000X	0	49	959209	8.676	23-Sep-08	16:57:48	7
102	23SEP08A 102	ZZZZZZ	0.0015572	140	789970	3.309	23-Sep-08	17:00:25	7
103	23SEP08A 103	ZZZZZZ	0	42	964212	9.631	23-Sep-08	17:03:03	7
104	23SEP08A 104	0809099-25 1000X	0	49	954787	6.471	23-Sep-08	17:05:40	7
105	23SEP08A 105	0809099-26 500X	0	65	964166	4.982	23-Sep-08	17:08:18	7
106	23SEP08A 106	0809099-27 500X	0	60	940730	7.989	23-Sep-08	17:10:56	7
107	23SEP08A 107	CCV	0.099227	6328	885690	0.304	23-Sep-08	17:13:35	7
108	23SEP08A 108	CCB	0.00013636	68	860114	6.635	23-Sep-08	17:20:11	7
109	23SEP08A 109	0809099-28 500X	0	66	970054	6.743	23-Sep-08	17:22:31	7
110	23SEP08A 110	0809099-29 1000X	0.00024539	82	947014	5.550	23-Sep-08	17:25:10	7
111	23SEP08A 111	0809099-24 1000X	0	60	941801	6.933	23-Sep-08	17:27:48	7
112	23SEP08A 112	0809099-18 500X	0	63	921507	6.539	23-Sep-08	17:30:24	7
113	23SEP08A 113	0809099-23 1000X	0	55	942988	6.994	23-Sep-08	17:33:01	7
114	23SEP08A 114	CCV	0.10240	6513	882781	0.247	23-Sep-08	17:35:37	7
115	23SEP08A 115	CCB	0.00014363	68	854691	6.595	23-Sep-08	17:41:45	7
116	23SEP08A 116	RINSE							

Sample List: D:\MassLynx Projects\AUG2002.PRO\SampleDB\23SEP08A
Last modified: Tue Sep 23 17:41:28 2008
Method: D:\MassLynx Projects\AUG2002.PRO\MethDB\CD_SB_TL_U_PB_MO_AG_AS_SE+IS
Last modified: Tue Sep 23 10:49:57 2008
Job Code:

Printed: Wed Sep 24 10:12:23 2008

Compound 18: 0Lead

#	File name	Sample ID	PPB	CPS	IS CPS	%StdDev	Aq Date	AqTime	IS#
1	23SEP08A 01	RINSE	0	788	824227	0.000	23-Sep-08	10:54:15	7
2	23SEP08A 02	RINSE	1.1123e-5	1016	839215	0.000	23-Sep-08	10:56:31	7
3	23SEP08A 03	RINSE	0.0044560	1435	841053	0.000	23-Sep-08	10:59:07	7
4	23SEP08A 04	RINSE	0.0035438	1356	845126	0.000	23-Sep-08	11:02:10	7
5	23SEP08A 05	0 STD	0	698	818479	0.000	23-Sep-08	11:05:13	7
6	23SEP08A 06	L/100 STD	0.052405	5754	815919	0.000	23-Sep-08	11:08:16	7
7	23SEP08A 07	L/20 STD	0.22768	22283	837725	0.000	23-Sep-08	11:11:19	7
8	23SEP08A 08	L/10 STD	0.47364	46197	854831	0.000	23-Sep-08	11:14:22	7
9	23SEP08A 09	LOW/2 STD	2.4919	237047	847151	0.000	23-Sep-08	11:17:25	7
10	23SEP08A 10	LOW STD	4.9957	486629	867049	0.000	23-Sep-08	11:20:29	7
11	23SEP08A 11	MID STD	10.113	975423	855296	0.000	23-Sep-08	11:23:33	7
12	23SEP08A 12	HIGH/2 STD	24.933	2504838	883060	0.000	23-Sep-08	11:26:50	7
13	23SEP08A 13	HIGH STD	50.013	5183884	910662	0.000	23-Sep-08	11:30:37	7
14	23SEP08A 14	HIGH STD READBACK	50.096	5185629	909475	0.000	23-Sep-08	11:34:54	7
15	23SEP08A 15	ICV	13.104	1296646	875520	0.000	23-Sep-08	11:39:12	7
16	23SEP08A 16	ICB	0.011863	2119	836911	0.000	23-Sep-08	11:46:09	7
17	23SEP08A 17	CRI_L/100	0.072601	7765	834583	0.000	23-Sep-08	11:53:08	7
18	23SEP08A 18	CRI_L/20	0.23726	22792	823785	0.000	23-Sep-08	11:56:12	7
19	23SEP08A 19	ICSA	0.035223	4380	852736	0.000	23-Sep-08	11:59:15	7
20	23SEP08A 20	ICSAB	10.343	1015512	870470	0.000	23-Sep-08	12:02:19	7
21	23SEP08A 21	F080919-1MB 10X	0.0032557	1360	864931	0.000	23-Sep-08	12:05:23	7
22	23SEP08A 22	0809141-1 10X	0.0086809	2065	948457	0.000	23-Sep-08	12:09:38	7
23	23SEP08A 23	0809141-1L 50X	0.0078028	1945	935401	0.000	23-Sep-08	12:12:44	7
24	23SEP08A 24	0809141-1MS 10X	10.804	1141032	936029	0.000	23-Sep-08	12:15:48	7
25	23SEP08A 25	0809141-1MSD 10X	10.759	1144053	942476	0.000	23-Sep-08	12:18:53	7
26	23SEP08A 26	CCV	10.076	1002548	882316	0.000	23-Sep-08	12:21:59	7
27	23SEP08A 27	CCB	0.017263	2616	834700	0.000	23-Sep-08	12:33:44	7
28	23SEP08A 28	IP080922-1MB 10X	0	965	871401	0.000	23-Sep-08	12:41:40	7
29	23SEP08A 29	IM080922-1LCS 10X	9.9187	973271	870260	0.000	23-Sep-08	12:44:16	7
30	23SEP08A 30	0809125-1 10X	0.030369	4232	920948	0.000	23-Sep-08	12:46:54	7
31	23SEP08A 31	0809125-1D 10X	0.014228	2593	927511	0.000	23-Sep-08	12:51:43	7

Quantify Compound Summary Report
23SEP08A

Sample List: D:\MassLynx Projects\AUG2002.PRO\SampleDB\23SEP08A
Last modified: Tue Sep 23 17:41:28 2008
Method: D:\MassLynx Projects\AUG2002.PRO\MethDB\CD_SB_TL_U_PB_MO_AG_AS_SE+IS
Last modified: Tue Sep 23 10:49:57 2008
Job Code:

Printed: Wed Sep 24 10:12:23 2008

Compound 18: 0Lead

As, Se only

#	File name	Sample ID	PPB	CPS	IS CPS	%StdDev	Aq Date	AqTime	IS#
32	23SEP08A 32	0809125-1L 50X	0.0023472	1380	938077	0.000	23-Sep-08	12:54:49	7
33	23SEP08A 33	0809125-1MS 10X	10.011	1044353	925114	0.000	23-Sep-08	12:57:52	7
34	23SEP08A 34	0809125-1MSD 10X	9.9792	1043194	927092	0.000	23-Sep-08	13:00:56	7
35	23SEP08A 35	CCV	10.109	977129	857158	0.000	23-Sep-08	13:04:00	7
36	23SEP08A 36	CCB	0.0076905	1743	843334	0.000	23-Sep-08	13:08:16	7
37	23SEP08A 37	ICSA_CEC	0.014363	2804	997609	0.000	23-Sep-08	13:19:36	7
38	23SEP08A 38	ICSAB_CEC	0.019710	3433	1007686	0.000	23-Sep-08	13:22:39	7
39	23SEP08A 39	F080919-1MB 10X	0.00037715	1117	892556	0.000	23-Sep-08	13:25:44	7
40	23SEP08A 40	F080919-1LCS 10X	0.0011857	1183	881780	0.000	23-Sep-08	13:30:01	7
41	23SEP08A 41	0809141-1 10X	0	525	923462	0.000	23-Sep-08	13:33:06	7
42	23SEP08A 42	0809141-1L 50X	0	717	871866	0.000	23-Sep-08	13:37:24	7
43	23SEP08A 43	0809141-1MS 10X	0	529	927209	0.000	23-Sep-08	13:40:30	7
44	23SEP08A 44	0809141-1MSD 10X	0	513	927767	0.000	23-Sep-08	13:43:37	7
45	23SEP08A 45	IP080922-1MB 10X	0	623	836096	0.000	23-Sep-08	13:46:43	7
46	23SEP08A 46	IM080922-1LCS 10X	0.00013659	1072	875357	0.000	23-Sep-08	13:51:01	7
47	23SEP08A 47	CCV	10.098	959476	842543	0.000	23-Sep-08	13:54:04	7
48	23SEP08A 48	CCB	0.0022647	1182	808541	0.000	23-Sep-08	13:58:20	7
49	23SEP08A 49	0809125-1 10X	0	680	956416	0.000	23-Sep-08	14:03:36	7
50	23SEP08A 50	0809125-1D 10X	0	673	967028	0.000	23-Sep-08	14:06:40	7
51	23SEP08A 51	0809125-1L 50X	0.00068123	1202	935145	0.000	23-Sep-08	14:09:44	7
52	23SEP08A 52	0809125-1MS 10X	0	644	960582	0.000	23-Sep-08	14:12:49	7
53	23SEP08A 53	0809125-1MSD 10X	0	698	963770	0.000	23-Sep-08	14:15:54	7
54	23SEP08A 54	IP080918-2MB 10X	0	750	844242	0.000	23-Sep-08	14:23:14	7
55	23SEP08A 55	IM080918-2LCS 10X	9.7007	976919	893300	0.000	23-Sep-08	14:25:50	7
56	23SEP08A 56	IM080918-2LCSD 10X	9.9915	1010909	897280	0.000	23-Sep-08	14:28:29	7
57	23SEP08A 57	0808250-1 10X	0.085576	10251	953507	0.000	23-Sep-08	14:33:19	7
58	23SEP08A 58	0808250-2 10X	0.022854	3672	977292	0.000	23-Sep-08	14:35:56	7
59	23SEP08A 59	CCV	10.031	1033211	913478	0.000	23-Sep-08	14:39:02	7
60	23SEP08A 60	CCB	0.0023838	1290	874473	0.000	23-Sep-08	14:44:09	7
61	23SEP08A 61	0808250-3 10X	0.020730	3376	958930	0.000	23-Sep-08	14:48:49	7
62	23SEP08A 62	0808250-4 10X	0.077899	9724	982738	0.000	23-Sep-08	14:51:08	7

Sample List: D:\MassLynx Projects\AUG2002.PRO\SampleDB\23SEP08A
Last modified: Tue Sep 23 17:41:28 2008
Method: D:\MassLynx Projects\AUG2002.PRO\MethDB\CD_SB_TL_U_PB_MO_AG_AS_SE+IS
Last modified: Tue Sep 23 10:49:57 2008
Job Code:

Printed: Wed Sep 24 10:12:23 2008

Compound 18: 0Lead

#	File name	Sample ID	PPB	CPS	IS CPS	%StdDev	Aq Date	AqTime	IS#
63	23SEP08A 63	0808250-5 10X	0.033877	4987	1000122	0.000	23-Sep-08	14:53:44	7
64	23SEP08A 64	0808250-6 10X	0.019267	3387	1008803	0.000	23-Sep-08	14:56:20	7
65	23SEP08A 65	0808250-7 10X	0.033243	4963	1009641	0.000	23-Sep-08	14:58:57	7
66	23SEP08A 66	0808250-7L 50X	0.0052013	1863	1041199	0.000	23-Sep-08	15:01:35	7
67	23SEP08A 67	0808250-7A 10X	9.7747	1096093	994630	0.000	23-Sep-08	15:04:13	7
68	23SEP08A 68	0809099-1 1000X	0	1144	945990	0.000	23-Sep-08	15:14:11	7
69	23SEP08A 69	0809099-2 500X	0.023193	3607	950435	0.000	23-Sep-08	15:16:29	7
70	23SEP08A 70	0809099-2L 2500X	0	1040	926092	0.000	23-Sep-08	15:19:03	7
71	23SEP08A 71	CCV	10.123	1012270	886761	0.000	23-Sep-08	15:21:37	7
72	23SEP08A 72	CCB	0.00031971	1093	877871	0.000	23-Sep-08	15:27:30	7
73	23SEP08A 73	0809099-2MS 500X	10.563	1134301	951878	0.000	23-Sep-08	15:29:50	7
74	23SEP08A 74	0809099-2MSD 500X	10.426	1117172	949970	0.000	23-Sep-08	15:32:28	7
75	23SEP08A 75	0809099-3 500X	0.020564	3296	941149	0.000	23-Sep-08	15:35:03	7
76	23SEP08A 76	0809099-3L 2500X	0.026994	3838	909708	0.000	23-Sep-08	15:37:39	7
77	23SEP08A 77	0809099-3MS 500X	10.489	1102766	932073	0.000	23-Sep-08	15:40:15	7
78	23SEP08A 78	0809099-3MSD 500X	10.507	1115363	941010	0.000	23-Sep-08	15:42:52	7
79	23SEP08A 79	0809099-4 200X	0.0094500	2136	943895	0.000	23-Sep-08	15:47:21	7
80	23SEP08A 80	0809099-5 1000X	0	1027	935703	0.000	23-Sep-08	15:57:20	7
81	23SEP08A 81	0809099-6 1000X	0	867	932352	0.000	23-Sep-08	15:59:55	7
82	23SEP08A 82	0809099-7 1000X	0	1063	939799	0.000	23-Sep-08	16:02:30	7
83	23SEP08A 83	CCV	10.076	983703	865722	0.000	23-Sep-08	16:05:05	7
84	23SEP08A 84	CCB	0.0030531	1337	862697	0.000	23-Sep-08	16:10:57	7
85	23SEP08A 85	0809099-8 1000X	0	853	960722	0.000	23-Sep-08	16:13:16	7
86	23SEP08A 86	0809099-9 1000X	0	809	963491	0.000	23-Sep-08	16:15:53	7
87	23SEP08A 87	0809099-10 1000X	0	969	952367	0.000	23-Sep-08	16:18:29	7
88	23SEP08A 88	0809099-11 500X	0.0038732	1531	932841	0.000	23-Sep-08	16:21:05	7
89	23SEP08A 89	0809099-12 500X	0	791	928791	0.000	23-Sep-08	16:23:42	7
90	23SEP08A 90	0809099-13 200X	0	782	934400	0.000	23-Sep-08	16:26:20	7
91	23SEP08A 91	0809099-14 1000X	0	809	946781	0.000	23-Sep-08	16:28:57	7
92	23SEP08A 92	0809099-15 1000X	0	875	949667	0.000	23-Sep-08	16:31:35	7
93	23SEP08A 93	0809099-16 1000X	0	830	955136	0.000	23-Sep-08	16:34:13	7

Sample List: D:\MassLynx Projects\AUG2002.PRO\SampleDB\23SEP08A
Last modified: Tue Sep 23 17:41:28 2008
Method: D:\MassLynx Projects\AUG2002.PRO\MethDB\CD_SB_TL_U_PB_MO_AG_AS_SE+IS
Last modified: Tue Sep 23 10:49:57 2008
Job Code:

Printed: Wed Sep 24 10:12:23 2008

Compound 18: 0Lead

#	File name	Sample ID	PPB	CPS	IS CPS	%StdDev	Aq Date	AqTime	IS#
94	23SEP08A 94	0809099-17 1000X	0	777	964306	0.000	23-Sep-08	16:36:53	7
95	23SEP08A 95	CCV	10.013	1004760	889856	0.000	23-Sep-08	16:39:31	7
96	23SEP08A 96	CCB	0.015938	2590	867305	0.000	23-Sep-08	16:45:01	7
97	23SEP08A 97	ZZZZZZ	0.010612	1868	780754	0.000	23-Sep-08	16:47:21	7
98	23SEP08A 98	0809099-19 1000X	0	919	966516	0.000	23-Sep-08	16:49:59	7
99	23SEP08A 99	0809099-20 1000X	0	814	951506	0.000	23-Sep-08	16:52:36	7
100	23SEP08A 100	0809099-21 1000X	0	769	941079	0.000	23-Sep-08	16:55:12	7
101	23SEP08A 101	0809099-22 1000X	0	879	959209	0.000	23-Sep-08	16:57:48	7
102	23SEP08A 102	ZZZZZZ	0.0066833	1544	789970	0.000	23-Sep-08	17:00:25	7
103	23SEP08A 103	ZZZZZZ	0	939	964212	0.000	23-Sep-08	17:03:03	7
104	23SEP08A 104	0809099-25 1000X	0	850	954787	0.000	23-Sep-08	17:05:40	7
105	23SEP08A 105	0809099-26 500X	0.0033949	1531	964166	0.000	23-Sep-08	17:08:18	7
106	23SEP08A 106	0809099-27 500X	0.0011372	1257	940730	0.000	23-Sep-08	17:10:56	7
107	23SEP08A 107	CCV	10.038	1002501	885690	0.000	23-Sep-08	17:13:35	7
108	23SEP08A 108	CCB	0.0045653	1478	860114	0.000	23-Sep-08	17:20:11	7
109	23SEP08A 109	0809099-28 500X	0.0018845	1377	970054	0.000	23-Sep-08	17:22:31	7
110	23SEP08A 110	0809099-29 1000X	0	810	947014	0.000	23-Sep-08	17:25:10	7
111	23SEP08A 111	0809099-24 1000X	0	876	941801	0.000	23-Sep-08	17:27:48	7
112	23SEP08A 112	0809099-18 500X	0.0022827	1349	921507	0.000	23-Sep-08	17:30:24	7
113	23SEP08A 113	0809099-23 1000X	0.00034754	1177	942988	0.000	23-Sep-08	17:33:01	7
114	23SEP08A 114	CCV	9.9327	988673	882781	0.000	23-Sep-08	17:35:37	7
115	23SEP08A 115	CCB	0.0030994	1329	854691	0.000	23-Sep-08	17:41:45	7
116	23SEP08A 116	RINSE							

Sample List: D:\MassLynx Projects\AUG2002.PRO\SampleDB\23SEP08A
Last modified: Tue Sep 23 17:41:28 2008
Method: D:\MassLynx Projects\AUG2002.PRO\MethDB\CD_SB_TL_U_PB_MO_AG_AS_SE+IS
Last modified: Tue Sep 23 10:49:57 2008
Job Code:

Printed: Wed Sep 24 10:12:23 2008

Compound 23: 109Ag

#	File name	Sample ID	PPB	CPS	IS CPS	%StdDev	Aq Date	AqTime	IS#
1	23SEP08A 01	RINSE	0.0017377	73	1186164	4.899	23-Sep-08	10:54:15	2
2	23SEP08A 02	RINSE	0.0017124	74	1221469	5.809	23-Sep-08	10:56:31	2
3	23SEP08A 03	RINSE	0.0016893	73	1222633	7.251	23-Sep-08	10:59:07	2
4	23SEP08A 04	RINSE	0.0014831	64	1233827	6.048	23-Sep-08	11:02:10	2
5	23SEP08A 05	0 STD	0.0016040	67	1186583	4.403	23-Sep-08	11:05:13	2
6	23SEP08A 06	L/100 STD	0.0089994	401	1188399	1.281	23-Sep-08	11:08:16	2
7	23SEP08A 07	L/20 STD	0.049686	2261	1199895	0.616	23-Sep-08	11:11:19	2
8	23SEP08A 08	L/10 STD	0.094932	4505	1249047	0.383	23-Sep-08	11:14:22	2
9	23SEP08A 09	LOW/2 STD	0.48949	23591	1260009	0.121	23-Sep-08	11:17:25	2
10	23SEP08A 10	LOW STD	0.99163	48224	1262708	0.068	23-Sep-08	11:20:29	2
11	23SEP08A 11	MID STD	2.0428	98305	1234246	0.042	23-Sep-08	11:23:33	2
12	23SEP08A 12	HIGH/2 STD	4.9781	256972	1296407	0.026	23-Sep-08	11:26:50	2
13	23SEP08A 13	HIGH STD	10.004	533318	1348050	0.017	23-Sep-08	11:30:37	2
14	23SEP08A 14	HIGH STD READBACK	10.112	532300	1332131	0.019	23-Sep-08	11:34:54	2
15	23SEP08A 15	ICV	2.6051	130705	1279791	0.042	23-Sep-08	11:39:12	2
16	23SEP08A 16	ICB	0.0035787	161	1224495	3.826	23-Sep-08	11:46:09	2
17	23SEP08A 17	CRI_L/100	0.0084244	388	1229475	1.513	23-Sep-08	11:53:08	2
18	23SEP08A 18	CRI_L/20	0.048862	2281	1230988	0.454	23-Sep-08	11:56:12	2
19	23SEP08A 19	ICSA	0.028162	1325	1243252	0.902	23-Sep-08	11:59:15	2
20	23SEP08A 20	ICSAB	2.0055	97316	1245068	0.034	23-Sep-08	12:02:19	2
21	23SEP08A 21	F080919-1MB 10X	0.0063544	284	1198639	8.043	23-Sep-08	12:05:23	2
22	23SEP08A 22	0809141-1 10X	0.0030042	145	1322287	4.090	23-Sep-08	12:09:38	2
23	23SEP08A 23	0809141-1L 50X	0.0021895	104	1321356	3.858	23-Sep-08	12:12:44	2
24	23SEP08A 24	0809141-1MS 10X	2.1168	110183	1334039	0.039	23-Sep-08	12:15:48	2
25	23SEP08A 25	0809141-1MSD 10X	2.1334	111623	1340695	0.045	23-Sep-08	12:18:53	2
26	23SEP08A 26	CCV	2.0051	98893	1265478	0.054	23-Sep-08	12:21:59	2
27	23SEP08A 27	CCB	0.0022734	98	1196660	4.769	23-Sep-08	12:33:44	2
28	23SEP08A 28	IP080922-1MB 10X	0.0018306	82	1260148	5.737	23-Sep-08	12:41:40	2
29	23SEP08A 29	IM080922-1LCS 10X	2.0329	98844	1247232	0.052	23-Sep-08	12:44:16	2
30	23SEP08A 30	0809125-1 10X	0.0034861	170	1328524	3.058	23-Sep-08	12:46:54	2
31	23SEP08A 31	0809125-1D 10X	0.0030725	150	1336274	3.840	23-Sep-08	12:51:43	2

Quantify Compound Summary Report
23SEP08A

Sample List: D:\MassLynx Projects\AUG2002.PRO\SampleDB\23SEP08A
Last modified: Tue Sep 23 17:41:28 2008
Method: D:\MassLynx Projects\AUG2002.PRO\MethDB\CD_SB_TL_U_PB_MO_AG_AS_SE+IS
Last modified: Tue Sep 23 10:49:57 2008
Job Code:

Printed: Wed Sep 24 10:12:23 2008

Compound 23: 109Ag

As, Se only

#	File name	Sample ID	PPB	CPS	IS CPS	%StdDev	Aq Date	AqTime	IS#
32	23SEP08A 32	0809125-1L 50X	0.0021636	105	1350959	4.706	23-Sep-08	12:54:49	2
33	23SEP08A 33	0809125-1MS 10X	1.9721	103199	1343139	0.044	23-Sep-08	12:57:52	2
34	23SEP08A 34	0809125-1MSD 10X	1.9951	104804	1347980	0.048	23-Sep-08	13:00:56	2
35	23SEP08A 35	CCV	2.0287	97850	1237295	0.061	23-Sep-08	13:04:00	2
36	23SEP08A 36	CCB	0.0027605	121	1205202	3.803	23-Sep-08	13:08:16	2
37	23SEP08A 37	ICSA_CEC	0.0075582	398	1408000	1.400	23-Sep-08	13:19:36	2
38	23SEP08A 38	ICSAB_CEC	2.0822	114074	1404579	0.043	23-Sep-08	13:22:39	2
39	23SEP08A 39	F080919-1MB 10X	0.010549	505	1274275	6.724	23-Sep-08	13:25:44	2
40	23SEP08A 40	F080919-1LCS 10X	2.0276	100067	1265990	0.052	23-Sep-08	13:30:01	2
41	23SEP08A 41	0809141-1 10X	0.011421	555	1292358	5.618	23-Sep-08	13:33:06	2
42	23SEP08A 42	0809141-1L 50X	0.0024588	110	1236829	4.409	23-Sep-08	13:37:24	2
43	23SEP08A 43	0809141-1MS 10X	2.0267	100983	1278185	0.047	23-Sep-08	13:40:30	2
44	23SEP08A 44	0809141-1MSD 10X	2.0359	102176	1287331	0.046	23-Sep-08	13:43:37	2
45	23SEP08A 45	IP080922-1MB 10X	0.0049060	216	1187421	7.951	23-Sep-08	13:46:43	2
46	23SEP08A 46	IM080922-1LCS 10X	2.0338	98147	1237853	0.048	23-Sep-08	13:51:01	2
47	23SEP08A 47	CCV	2.0030	94105	1205527	0.048	23-Sep-08	13:54:04	2
48	23SEP08A 48	CCB	0.0031407	133	1158098	3.834	23-Sep-08	13:58:20	2
49	23SEP08A 49	0809125-1 10X	0.0066192	330	1336064	6.816	23-Sep-08	14:03:36	2
50	23SEP08A 50	0809125-1D 10X	0.0037066	179	1312908	2.067	23-Sep-08	14:06:40	2
51	23SEP08A 51	0809125-1L 50X	0.0022258	104	1298618	5.261	23-Sep-08	14:09:44	2
52	23SEP08A 52	0809125-1MS 10X	1.9928	102140	1315282	0.054	23-Sep-08	14:12:49	2
53	23SEP08A 53	0809125-1MSD 10X	1.9844	101085	1307322	0.055	23-Sep-08	14:15:54	2
54	23SEP08A 54	IP080918-2MB 10X	0.0024026	103	1186607	4.751	23-Sep-08	14:23:14	2
55	23SEP08A 55	IM080918-2LCS 10X	1.9934	97075	1249652	0.045	23-Sep-08	14:25:50	2
56	23SEP08A 56	IM080918-2LCSD 10X	2.0103	99376	1268317	0.040	23-Sep-08	14:28:29	2
57	23SEP08A 57	0808250-1 10X	0.0045394	226	1345420	3.341	23-Sep-08	14:33:19	2
58	23SEP08A 58	0808250-2 10X	0.0032184	164	1392268	4.285	23-Sep-08	14:35:56	2
59	23SEP08A 59	CCV	1.9955	99980	1285702	0.053	23-Sep-08	14:39:02	2
60	23SEP08A 60	CCB	0.0030966	139	1228288	4.000	23-Sep-08	14:44:09	2
61	23SEP08A 61	0808250-3 10X	0.0046338	236	1375581	7.278	23-Sep-08	14:48:49	2
62	23SEP08A 62	0808250-4 10X	0.0032671	170	1420870	4.182	23-Sep-08	14:51:08	2

Sample List: D:\MassLynx Projects\AUG2002.PRO\SampleDB\23SEP08A
Last modified: Tue Sep 23 17:41:28 2008
Method: D:\MassLynx Projects\AUG2002.PRO\MethDB\CD_SB_TL_U_PB_MO_AG_AS_SE+IS
Last modified: Tue Sep 23 10:49:57 2008
Job Code:

Printed: Wed Sep 24 10:12:23 2008

Compound 23: 109Ag

#	File name	Sample ID	PPB	CPS	IS CPS	%StdDev	Aq Date	AqTime	IS#
63	23SEP08A 63	0808250-5 10X	0.0025664	135	1451241	3.251	23-Sep-08	14:53:44	2
64	23SEP08A 64	0808250-6 10X	0.0040545	216	1444259	4.384	23-Sep-08	14:56:20	2
65	23SEP08A 65	0808250-7 10X	0.0061719	335	1456524	1.817	23-Sep-08	14:58:57	2
66	23SEP08A 66	0808250-7L 50X	0.0026597	143	1480797	3.086	23-Sep-08	15:01:35	2
67	23SEP08A 67	0808250-7A 10X	1.8989	106989	1447331	0.040	23-Sep-08	15:04:13	2
68	23SEP08A 68	0809099-1 1000X	0.0021366	103	1342930	5.332	23-Sep-08	15:14:11	2
69	23SEP08A 69	0809099-2 500X	0.0016816	80	1346537	5.833	23-Sep-08	15:16:29	2
70	23SEP08A 70	0809099-2L 2500X	0.0017518	81	1304809	4.451	23-Sep-08	15:19:03	2
71	23SEP08A 71	CCV	2.0095	99031	1264407	0.059	23-Sep-08	15:21:37	2
72	23SEP08A 72	CCB	0.0023492	106	1250397	3.706	23-Sep-08	15:27:30	2
73	23SEP08A 73	0809099-2MS 500X	2.1272	111424	1342278	0.048	23-Sep-08	15:29:50	2
74	23SEP08A 74	0809099-2MSD 500X	2.0903	108636	1332317	0.044	23-Sep-08	15:32:28	2
75	23SEP08A 75	0809099-3 500X	0.0031060	151	1330106	2.891	23-Sep-08	15:35:03	2
76	23SEP08A 76	0809099-3L 2500X	0.0025359	116	1262708	3.088	23-Sep-08	15:37:39	2
77	23SEP08A 77	0809099-3MS 500X	2.0864	107425	1319983	0.049	23-Sep-08	15:40:15	2
78	23SEP08A 78	0809099-3MSD 500X	2.0952	108730	1330269	0.039	23-Sep-08	15:42:52	2
79	23SEP08A 79	0809099-4 200X	0.0030368	147	1325591	3.370	23-Sep-08	15:47:21	2
80	23SEP08A 80	0809099-5 1000X	0.0042557	210	1335878	8.866	23-Sep-08	15:57:20	2
81	23SEP08A 81	0809099-6 1000X	0.0020369	96	1316678	4.288	23-Sep-08	15:59:55	2
82	23SEP08A 82	0809099-7 1000X	0.0018150	85	1318214	6.881	23-Sep-08	16:02:30	2
83	23SEP08A 83	CCV	2.0355	95373	1201827	0.057	23-Sep-08	16:05:05	2
84	23SEP08A 84	CCB	0.0025177	111	1217420	4.553	23-Sep-08	16:10:57	2
85	23SEP08A 85	0809099-8 1000X	0.0025723	127	1361967	8.136	23-Sep-08	16:13:16	2
86	23SEP08A 86	0809099-9 1000X	0.0018220	88	1359127	5.158	23-Sep-08	16:15:53	2
87	23SEP08A 87	0809099-10 1000X	0.0018588	89	1345559	5.094	23-Sep-08	16:18:29	2
88	23SEP08A 88	0809099-11 500X	0.0018625	87	1312489	5.118	23-Sep-08	16:21:05	2
89	23SEP08A 89	0809099-12 500X	0.0016967	79	1316957	6.759	23-Sep-08	16:23:42	2
90	23SEP08A 90	0809099-13 200X	0.0017532	82	1319727	4.718	23-Sep-08	16:26:20	2
91	23SEP08A 91	0809099-14 1000X	0.0019795	93	1314839	5.578	23-Sep-08	16:28:57	2
92	23SEP08A 92	0809099-15 1000X	0.0017215	81	1329431	4.676	23-Sep-08	16:31:35	2
93	23SEP08A 93	0809099-16 1000X	0.0019288	93	1351680	4.293	23-Sep-08	16:34:13	2

Sample List: D:\MassLynx Projects\AUG2002.PRO\SampleDB\23SEP08A
Last modified: Tue Sep 23 17:41:28 2008
Method: D:\MassLynx Projects\AUG2002.PRO\MethDB\CD_SB_TL_U_PB_MO_AG_AS_SE+IS
Last modified: Tue Sep 23 10:49:57 2008
Job Code:

Printed: Wed Sep 24 10:12:23 2008

Compound 23: 109Ag

#	File name	Sample ID	PPB	CPS	IS CPS	%StdDev	Aq Date	AqTime	IS#
94	23SEP08A 94	0809099-17 1000X	0.0017854	85	1341603	6.082	23-Sep-08	16:36:53	2
95	23SEP08A 95	CCV	2.0189	98016	1245487	0.044	23-Sep-08	16:39:31	2
96	23SEP08A 96	CCB	0.0029185	129	1212393	6.249	23-Sep-08	16:45:01	2
97	23SEP08A 97	ZZZZZZ	0.0097514	455	1243159	2.451	23-Sep-08	16:47:21	2
98	23SEP08A 98	0809099-19 1000X	0.0018328	87	1335226	5.350	23-Sep-08	16:49:59	2
99	23SEP08A 99	0809099-20 1000X	0.0022712	109	1332364	9.069	23-Sep-08	16:52:36	2
100	23SEP08A 100	0809099-21 1000X	0.0019892	94	1322100	6.418	23-Sep-08	16:55:12	2
101	23SEP08A 101	0809099-22 1000X	0.0022448	110	1361292	4.370	23-Sep-08	16:57:48	2
102	23SEP08A 102	ZZZZZZ	0.0042349	200	1278697	2.833	23-Sep-08	17:00:25	2
103	23SEP08A 103	ZZZZZZ	0.0018188	89	1377187	4.732	23-Sep-08	17:03:03	2
104	23SEP08A 104	0809099-25 1000X	0.0016577	80	1367436	6.264	23-Sep-08	17:05:40	2
105	23SEP08A 105	0809099-26 500X	0.0017929	87	1367040	5.338	23-Sep-08	17:08:18	2
106	23SEP08A 106	0809099-27 500X	0.0018618	90	1358336	4.640	23-Sep-08	17:10:56	2
107	23SEP08A 107	CCV	2.0279	99123	1253842	0.048	23-Sep-08	17:13:35	2
108	23SEP08A 108	CCB	0.0024570	109	1226543	4.505	23-Sep-08	17:20:11	2
109	23SEP08A 109	0809099-28 500X	0.0018325	88	1350842	5.294	23-Sep-08	17:22:31	2
110	23SEP08A 110	0809099-29 1000X	0.0017950	84	1318284	5.392	23-Sep-08	17:25:10	2
111	23SEP08A 111	0809099-24 1000X	0.0014356	67	1338159	7.120	23-Sep-08	17:27:48	2
112	23SEP08A 112	0809099-18 500X	0.0030380	148	1334063	3.142	23-Sep-08	17:30:24	2
113	23SEP08A 113	0809099-23 1000X	0.0021833	106	1350842	4.134	23-Sep-08	17:33:01	2
114	23SEP08A 114	CCV	2.0575	98169	1223587	0.045	23-Sep-08	17:35:37	2
115	23SEP08A 115	CCB	0.0023505	102	1202502	4.590	23-Sep-08	17:41:45	2
116	23SEP08A 116	RINSE							

Quantify Compound Summary Report
23SEP08A

Sample List: D:\MassLynx Projects\AUG2002.PRO\SampleDB\23SEP08A
Last modified: Tue Sep 23 17:41:28 2008
Method: D:\MassLynx Projects\AUG2002.PRO\MethDB\CD_SB_TL_U_PB_MO_AG_AS_SE+IS
Last modified: Tue Sep 23 10:49:57 2008
Job Code:

Printed: Wed Sep 24 10:12:23 2008

Compound 25: 2Uranium

#	File name	Sample ID	PPB	CPS	IS CPS	%StdDev	Aq Date	AqTime	IS#
1	23SEP08A 01	RINSE	0	379	824227	0.000	23-Sep-08	10:54:15	7
2	23SEP08A 02	RINSE	0.0071462	1186	839215	0.000	23-Sep-08	10:56:31	7
3	23SEP08A 03	RINSE	3.8731e-5	453	841053	0.000	23-Sep-08	10:59:07	7
4	23SEP08A 04	RINSE	0.00034460	487	845126	0.000	23-Sep-08	11:02:10	7
5	23SEP08A 05	0 STD	0	257	818479	0.000	23-Sep-08	11:05:13	7
6	23SEP08A 06	L/100 STD	0.011846	1625	815919	0.000	23-Sep-08	11:08:16	7
7	23SEP08A 07	L/20 STD	0.044157	5002	837725	0.000	23-Sep-08	11:11:19	7
8	23SEP08A 08	L/10 STD	0.091826	10129	854831	0.000	23-Sep-08	11:14:22	7
9	23SEP08A 09	LOW/2 STD	0.49740	52708	847151	0.000	23-Sep-08	11:17:25	7
10	23SEP08A 10	LOW STD	1.0117	110065	867049	0.000	23-Sep-08	11:20:29	7
11	23SEP08A 11	MID STD	2.0108	218066	855296	0.000	23-Sep-08	11:23:33	7
12	23SEP08A 12	HIGH/2 STD	4.9901	571229	883060	0.000	23-Sep-08	11:26:50	7
13	23SEP08A 13	HIGH STD	10.002	1172818	910662	0.000	23-Sep-08	11:30:37	7
14	23SEP08A 14	HIGH STD READBACK	9.9634	1167070	909475	0.000	23-Sep-08	11:34:54	7
15	23SEP08A 15	ICV	2.5936	289581	875520	0.000	23-Sep-08	11:39:12	7
16	23SEP08A 16	ICB	0.0082943	1301	836911	0.000	23-Sep-08	11:46:09	7
17	23SEP08A 17	CRI_L/100	0.012009	1679	834583	0.000	23-Sep-08	11:53:08	7
18	23SEP08A 18	CRI_L/20 (1)	0.045539	5059	823785	0.000	23-Sep-08	11:56:12	7
19	23SEP08A 19	ICSA	0.00015031	471	852736	0.000	23-Sep-08	11:59:15	7
20	23SEP08A 20	ICSAB	2.1362	236073	870470	0.000	23-Sep-08	12:02:19	7
21	23SEP08A 21	F080919-1MB 10X	0	316	864931	0.000	23-Sep-08	12:05:23	7
22	23SEP08A 22	0809141-1 10X	0.94585	112490	948457	0.000	23-Sep-08	12:09:38	7
23	23SEP08A 23	0809141-1L 50X	0.17734	20969	935401	0.000	23-Sep-08	12:12:44	7
24	23SEP08A 24	0809141-1MS 10X	3.1048	372293	936029	0.000	23-Sep-08	12:15:48	7
25	23SEP08A 25	0809141-1MSD 10X	3.0960	373763	942476	0.000	23-Sep-08	12:18:53	7
26	23SEP08A 26	CCV	2.0496	229385	882316	0.000	23-Sep-08	12:21:59	7
27	23SEP08A 27	CCB	0.0075588	1222	834700	0.000	23-Sep-08	12:33:44	7
28	23SEP08A 28	IP080922-1MB 10X	0	256	871401	0.000	23-Sep-08	12:41:40	7
29	23SEP08A 29	IM080922-1LCS 10X	1.9704	217329	870260	0.000	23-Sep-08	12:44:16	7
30	23SEP08A 30	0809125-1 10X	1.0898	126023	920948	0.000	23-Sep-08	12:46:54	7
31	23SEP08A 31	0809125-1D 10X	1.0895	126895	927511	0.000	23-Sep-08	12:51:43	7

(1)=do not use for U

Quantify Compound Summary Report
23SEP08A

Sample List: D:\MassLynx Projects\AUG2002.PRO\SampleDB\23SEP08A
Last modified: Tue Sep 23 17:41:28 2008
Method: D:\MassLynx Projects\AUG2002.PRO\MethDB\CD_SB_TL_U_PB_MO_AG_AS_SE+IS
Last modified: Tue Sep 23 10:49:57 2008
Job Code:

Printed: Wed Sep 24 10:12:23 2008

Compound 25: 2Uranium

#	File name	Sample ID	PPB	CPS	IS CPS	%StdDev	Aq Date	AqTime	IS#
32	23SEP08A 32	0809125-1L 50X	0.20944	24757	938077	0.000	23-Sep-08	12:54:49	7
33	23SEP08A 33	0809125-1MS 10X	3.1215	369985	925114	0.000	23-Sep-08	12:57:52	7
34	23SEP08A 34	0809125-1MSD 10X	3.1352	372436	927092	0.000	23-Sep-08	13:00:56	7
35	23SEP08A 35	CCV	2.0516	223074	857158	0.000	23-Sep-08	13:04:00	7
36	23SEP08A 36	CCB	0	421	843334	0.000	23-Sep-08	13:08:16	7
37	23SEP08A 37	ICSA_CEC As,Se only	0.12764	16232	997609	0.000	23-Sep-08	13:19:36	7
38	23SEP08A 38	ICSAB_CEC	0.15322	19583	1007686	0.000	23-Sep-08	13:22:39	7
39	23SEP08A 39	F080919-1MB 10X	0.12934	14711	892556	0.000	23-Sep-08	13:25:44	7
40	23SEP08A 40	F080919-1LCS 10X	0.12083	13606	881780	0.000	23-Sep-08	13:30:01	7
41	23SEP08A 41	0809141-1 10X	0.097457	11584	923462	0.000	23-Sep-08	13:33:06	7
42	23SEP08A 42	0809141-1L 50X	0.017656	2360	871866	0.000	23-Sep-08	13:37:24	7
43	23SEP08A 43	0809141-1MS 10X	0.092598	11075	927209	0.000	23-Sep-08	13:40:30	7
44	23SEP08A 44	0809141-1MSD 10X	0.092881	11114	927767	0.000	23-Sep-08	13:43:37	7
45	23SEP08A 45	IP080922-1MB 10X	0	243	836096	0.000	23-Sep-08	13:46:43	7
46	23SEP08A 46	IM080922-1LCS 10X	0.11863	13269	875357	0.000	23-Sep-08	13:51:01	7
47	23SEP08A 47	CCV	2.0507	219168	842543	0.000	23-Sep-08	13:54:04	7
48	23SEP08A 48	CCB	0	302	808541	0.000	23-Sep-08	13:58:20	7
49	23SEP08A 49	0809125-1 10X	0.11100	13596	956416	0.000	23-Sep-08	14:03:36	7
50	23SEP08A 50	0809125-1D 10X	0.11185	13849	967028	0.000	23-Sep-08	14:06:40	7
51	23SEP08A 51	0809125-1L 50X	0.021162	2935	935145	0.000	23-Sep-08	14:09:44	7
52	23SEP08A 52	0809125-1MS 10X	0.13982	17076	960582	0.000	23-Sep-08	14:12:49	7
53	23SEP08A 53	0809125-1MSD 10X	0.13836	16959	963770	0.000	23-Sep-08	14:15:54	7
54	23SEP08A 54	IP080918-2MB 10X	0	373	844242	0.000	23-Sep-08	14:23:14	7
55	23SEP08A 55	IM080918-2LCS 10X	1.9820	224428	893300	0.000	23-Sep-08	14:25:50	7
56	23SEP08A 56	IM080918-2LCSD 10X	2.0216	230028	897280	0.000	23-Sep-08	14:28:29	7
57	23SEP08A 57	0808250-1 10X	0	339	953507	0.000	23-Sep-08	14:33:19	7
58	23SEP08A 58	0808250-2 10X	0	325	977292	0.000	23-Sep-08	14:35:56	7
59	23SEP08A 59	CCV	2.0562	238272	913478	0.000	23-Sep-08	14:39:02	7
60	23SEP08A 60	CCB	0	371	874473	0.000	23-Sep-08	14:44:09	7
61	23SEP08A 61	0808250-3 10X	0	299	958930	0.000	23-Sep-08	14:48:49	7
62	23SEP08A 62	0808250-4 10X	0.00059024	596	982738	0.000	23-Sep-08	14:51:08	7

Sample List: D:\MassLynx Projects\AUG2002.PRO\SampleDB\23SEP08A
Last modified: Tue Sep 23 17:41:28 2008
Method: D:\MassLynx Projects\AUG2002.PRO\MethDB\CD_SB_TL_U_PB_MO_AG_AS_SE+IS
Last modified: Tue Sep 23 10:49:57 2008
Job Code:

Printed: Wed Sep 24 10:12:23 2008

Compound 25: 2Uranium

#	File name	Sample ID	PPB	CPS	IS CPS	%StdDev	Aq Date	AqTime	IS#
63	23SEP08A 63	0808250-5 10X	0	338	1000122	0.000	23-Sep-08	14:53:44	7
64	23SEP08A 64	0808250-6 10X	0	329	1008803	0.000	23-Sep-08	14:56:20	7
65	23SEP08A 65	0808250-7 10X	0	381	1009641	0.000	23-Sep-08	14:58:57	7
66	23SEP08A 66	0808250-7L 50X	0	324	1041199	0.000	23-Sep-08	15:01:35	7
67	23SEP08A 67	0808250-7A 10X	2.0050	252841	994630	0.000	23-Sep-08	15:04:13	7
68	23SEP08A 68	0809099-1 1000X	3.0494	369368	945990	0.000	23-Sep-08	15:14:11	7
69	23SEP08A 69	0809099-2 500X	2.2287	269176	950435	0.000	23-Sep-08	15:16:29	7
70	23SEP08A 70	0809099-2L 2500X	0.43536	50447	926092	0.000	23-Sep-08	15:19:03	7
71	23SEP08A 71	CCV	2.0638	232178	886761	0.000	23-Sep-08	15:21:37	7
72	23SEP08A 72	CCB	0	345	877871	0.000	23-Sep-08	15:27:30	7
73	23SEP08A 73	0809099-2MS 500X	4.2917	527727	951878	0.000	23-Sep-08	15:29:50	7
74	23SEP08A 74	0809099-2MSD 500X	4.3052	528365	949970	0.000	23-Sep-08	15:32:28	7
75	23SEP08A 75	0809099-3 500X	3.2554	392973	941149	0.000	23-Sep-08	15:35:03	7
76	23SEP08A 76	0809099-3L 2500X	0.66057	75191	909708	0.000	23-Sep-08	15:37:39	7
77	23SEP08A 77	0809099-3MS 500X	5.3335	645285	932073	0.000	23-Sep-08	15:40:15	7
78	23SEP08A 78	0809099-3MSD 500X	5.3381	652035	941010	0.000	23-Sep-08	15:42:52	7
79	23SEP08A 79	0809099-4 200X	2.7528	331842	943895	0.000	23-Sep-08	15:47:21	7
80	23SEP08A 80	0809099-5 1000X	2.7885	333341	935703	0.000	23-Sep-08	15:57:20	7
81	23SEP08A 81	0809099-6 1000X	2.7448	326805	932352	0.000	23-Sep-08	15:59:55	7
82	23SEP08A 82	0809099-7 1000X	1.9483	232011	939799	0.000	23-Sep-08	16:02:30	7
83	23SEP08A 83	CCV	2.0494	225052	865722	0.000	23-Sep-08	16:05:05	7
84	23SEP08A 84	CCB	0	395	862697	0.000	23-Sep-08	16:10:57	7
85	23SEP08A 85	0809099-8 1000X	2.8698	352484	960722	0.000	23-Sep-08	16:13:16	7
86	23SEP08A 86	0809099-9 1000X	2.0464	250087	963491	0.000	23-Sep-08	16:15:53	7
87	23SEP08A 87	0809099-10 1000X	2.1563	260767	952367	0.000	23-Sep-08	16:18:29	7
88	23SEP08A 88	0809099-11 500X	2.6003	309351	932841	0.000	23-Sep-08	16:21:05	7
89	23SEP08A 89	0809099-12 500X	2.7668	328240	928791	0.000	23-Sep-08	16:23:42	7
90	23SEP08A 90	0809099-13 200X	3.6124	434111	934400	0.000	23-Sep-08	16:26:20	7
91	23SEP08A 91	0809099-14 1000X	1.9445	233273	946781	0.000	23-Sep-08	16:28:57	7
92	23SEP08A 92	0809099-15 1000X	2.2981	277531	949667	0.000	23-Sep-08	16:31:35	7
93	23SEP08A 93	0809099-16 1000X	2.3714	288232	955136	0.000	23-Sep-08	16:34:13	7

Sample List: D:\MassLynx Projects\AUG2002.PRO\SampleDB\23SEP08A
Last modified: Tue Sep 23 17:41:28 2008
Method: D:\MassLynx Projects\AUG2002.PRO\MethDB\CD_SB_TL_U_PB_MO_AG_AS_SE+IS
Last modified: Tue Sep 23 10:49:57 2008
Job Code:

Printed: Wed Sep 24 10:12:23 2008

Compound 25: 2Uranium

#	File name	Sample ID	PPB	CPS	IS CPS	%StdDev	Aq Date	AqTime	IS#
94	23SEP08A 94	0809099-17 1000X	2.8775	354774	964306	0.000	23-Sep-08	16:36:53	7
95	23SEP08A 95	CCV	2.0548	231944	889856	0.000	23-Sep-08	16:39:31	7
96	23SEP08A 96	CCB	0.0033639	822	867305	0.000	23-Sep-08	16:45:01	7
97	23SEP08A 97	ZZZZZZ	14.932	1407932	780754	0.000	23-Sep-08	16:47:21	7
98	23SEP08A 98	0809099-19 1000X	2.5294	311578	966516	0.000	23-Sep-08	16:49:59	7
99	23SEP08A 99	0809099-20 1000X	2.4245	293717	951506	0.000	23-Sep-08	16:52:36	7
100	23SEP08A 100	0809099-21 1000X	2.0292	242175	941079	0.000	23-Sep-08	16:55:12	7
101	23SEP08A 101	0809099-22 1000X	2.2770	277678	959209	0.000	23-Sep-08	16:57:48	7
102	23SEP08A 102	ZZZZZZ	19.068	1635658	789970	0.000	23-Sep-08	17:00:25	7
103	23SEP08A 103	ZZZZZZ	1.5617	190029	964212	0.000	23-Sep-08	17:03:03	7
104	23SEP08A 104	0809099-25 1000X	2.3841	289714	954787	0.000	23-Sep-08	17:05:40	7
105	23SEP08A 105	0809099-26 500X	3.1910	394403	964166	0.000	23-Sep-08	17:08:18	7
106	23SEP08A 106	0809099-27 500X	2.9737	357967	940730	0.000	23-Sep-08	17:10:56	7
107	23SEP08A 107	CCV	2.0490	230201	885690	0.000	23-Sep-08	17:13:35	7
108	23SEP08A 108	CCB	0.00066930	530	860114	0.000	23-Sep-08	17:20:11	7
109	23SEP08A 109	0809099-28 500X	3.6265	452490	970054	0.000	23-Sep-08	17:22:31	7
110	23SEP08A 110	0809099-29 1000X	2.3473	282818	947014	0.000	23-Sep-08	17:25:10	7
111	23SEP08A 111	0809099-24 1000X	1.5594	185325	941801	0.000	23-Sep-08	17:27:48	7
112	23SEP08A 112	0809099-18 500X	2.2988	269385	921507	0.000	23-Sep-08	17:30:24	7
113	23SEP08A 113	0809099-23 1000X	1.3493	160205	942988	0.000	23-Sep-08	17:33:01	7
114	23SEP08A 114	CCV	2.0622	230947	882781	0.000	23-Sep-08	17:35:37	7
115	23SEP08A 115	CCB	0	392	854691	0.000	23-Sep-08	17:41:45	7
116	23SEP08A 116	RINSE							

Quantify Compound Summary Report
23SEP08A

Sample List: D:\MassLynx Projects\AUG2002.PRO\SampleDB\23SEP08A
Last modified: Tue Sep 23 17:41:28 2008
Method: D:\MassLynx Projects\AUG2002.PRO\MethDB\CD_SB_TL_U_PB_MO_AG_AS_SE+IS
Last modified: Tue Sep 23 10:49:57 2008
Job Code:

Printed: Wed Sep 24 10:12:23 2008

Compound 1: 115In

#	File name	Sample ID	PPB	CPS	IS CPS	%StdDev	Aq Date	AqTime	IS#
1	23SEP08A 01	RINSE	0.95366	1229964		0.011	23-Sep-08	10:54:15	0
2	23SEP08A 02	RINSE	0.97758	1260823		0.010	23-Sep-08	10:56:31	0
3	23SEP08A 03	RINSE	0.97899	1262639		0.009	23-Sep-08	10:59:07	0
4	23SEP08A 04	RINSE	0.97883	1262429		0.011	23-Sep-08	11:02:10	0
5	23SEP08A 05	0 STD	0.95214	1228009		0.011	23-Sep-08	11:05:13	0
6	23SEP08A 06	L/100 STD	0.94321	1216489		0.012	23-Sep-08	11:08:16	0
7	23SEP08A 07	L/20 STD	0.97316	1255122		0.012	23-Sep-08	11:11:19	0
8	23SEP08A 08	L/10 STD	0.99624	1284887		0.011	23-Sep-08	11:14:22	0
9	23SEP08A 09	LOW/2 STD	0.99391	1281885		0.011	23-Sep-08	11:17:25	0
10	23SEP08A 10	LOW STD	1.0181	1313024		0.010	23-Sep-08	11:20:29	0
11	23SEP08A 11	MID STD	0.99395	1281932		0.009	23-Sep-08	11:23:33	0
12	23SEP08A 12	HIGH/2 STD	1.0264	1323799		0.016	23-Sep-08	11:26:50	0
13	23SEP08A 13	HIGH STD	1.0761	1387846		0.009	23-Sep-08	11:30:37	0
14	23SEP08A 14	HIGH STD READBACK	1.0678	1377234		0.010	23-Sep-08	11:34:54	0
15	23SEP08A 15	ICV	1.0126	1306042		0.012	23-Sep-08	11:39:12	0
16	23SEP08A 16	ICB	0.98698	1272948		0.011	23-Sep-08	11:46:09	0
17	23SEP08A 17	CRI_L/100	0.97926	1262988		0.012	23-Sep-08	11:53:08	0
18	23SEP08A 18	CRI_L/20	0.96852	1249140		0.011	23-Sep-08	11:56:12	0
19	23SEP08A 19	ICSA	1.0564	1362432		0.010	23-Sep-08	11:59:15	0
20	23SEP08A 20	ICSAB	1.0667	1375721		0.010	23-Sep-08	12:02:19	0
21	23SEP08A 21	F080919-1MB 10X	0.98873	1275206		0.013	23-Sep-08	12:05:23	0
22	23SEP08A 22	0809141-1 10X	1.0925	1409024		0.011	23-Sep-08	12:09:38	0
23	23SEP08A 23	0809141-1L 50X	1.0672	1376349		0.011	23-Sep-08	12:12:44	0
24	23SEP08A 24	0809141-1MS 10X	1.0906	1406627		0.011	23-Sep-08	12:15:48	0
25	23SEP08A 25	0809141-1MSD 10X	1.0954	1412771		0.011	23-Sep-08	12:18:53	0
26	23SEP08A 26	CCV	1.0203	1315887		0.013	23-Sep-08	12:21:59	0
27	23SEP08A 27	CCB	0.96878	1249466		0.012	23-Sep-08	12:33:44	0
28	23SEP08A 28	IP080922-1MB 10X	1.0062	1297734		0.011	23-Sep-08	12:41:40	0
29	23SEP08A 29	IM080922-1LCS 10X	1.0026	1293103		0.010	23-Sep-08	12:44:16	0
30	23SEP08A 30	0809125-1 10X	1.0903	1406208		0.011	23-Sep-08	12:46:54	0
31	23SEP08A 31	0809125-1D 10X	1.1119	1434042		0.009	23-Sep-08	12:51:43	0

Quantify Compound Summary Report
23SEP08A

Sample List: D:\MassLynx Projects\AUG2002.PRO\SampleDB\23SEP08A
Last modified: Tue Sep 23 17:41:28 2008
Method: D:\MassLynx Projects\AUG2002.PRO\MethDB\CD_SB_TL_U_PB_MO_AG_AS_SE+IS
Last modified: Tue Sep 23 10:49:57 2008
Job Code:

Printed: Wed Sep 24 10:12:23 2008

Compound 1: 115In

#	File name	Sample ID	PPB	CPS	IS CPS	%StdDev	Aq Date	AqTime	IS#
32	23SEP08A 32	0809125-1L 50X	1.0944	1411468		0.012	23-Sep-08	12:54:49	0
33	23SEP08A 33	0809125-1MS 10X	1.1004	1419241		0.009	23-Sep-08	12:57:52	0
34	23SEP08A 34	0809125-1MSD 10X	1.1063	1426851		0.009	23-Sep-08	13:00:56	0
35	23SEP08A 35	CCV	0.99435	1282444		0.012	23-Sep-08	13:04:00	0
36	23SEP08A 36	CCB	0.96728	1247535		0.013	23-Sep-08	13:08:16	0
37	23SEP08A 37	ICSA_CEC	1.1461	1478214		0.012	23-Sep-08	13:19:36	0
38	23SEP08A 38	ICSAB_CEC	1.1452	1476980		0.009	23-Sep-08	13:22:39	0
39	23SEP08A 39	F080919-1MB 10X	1.0346	1334365		0.013	23-Sep-08	13:25:44	0
40	23SEP08A 40	F080919-1LCS 10X	1.0203	1315933		0.012	23-Sep-08	13:30:01	0
41	23SEP08A 41	0809141-1 10X	1.0672	1376396		0.012	23-Sep-08	13:33:06	0
42	23SEP08A 42	0809141-1L 50X	0.99951	1289100		0.010	23-Sep-08	13:37:24	0
43	23SEP08A 43	0809141-1MS 10X	1.0458	1348841		0.014	23-Sep-08	13:40:30	0
44	23SEP08A 44	0809141-1MSD 10X	1.0483	1352052		0.012	23-Sep-08	13:43:37	0
45	23SEP08A 45	IP080922-1MB 10X	0.95544	1232268		0.013	23-Sep-08	13:46:43	0
46	23SEP08A 46	IM080922-1LCS 10X	1.0101	1302761		0.012	23-Sep-08	13:51:01	0
47	23SEP08A 47	CCV	0.96780	1248210		0.011	23-Sep-08	13:54:04	0
48	23SEP08A 48	CCB	0.92473	1192658		0.011	23-Sep-08	13:58:20	0
49	23SEP08A 49	0809125-1 10X	1.0806	1393687		0.013	23-Sep-08	14:03:36	0
50	23SEP08A 50	0809125-1D 10X	1.0772	1389242		0.012	23-Sep-08	14:06:40	0
51	23SEP08A 51	0809125-1L 50X	1.0635	1371602		0.011	23-Sep-08	14:09:44	0
52	23SEP08A 52	0809125-1MS 10X	1.0801	1393059		0.011	23-Sep-08	14:12:49	0
53	23SEP08A 53	0809125-1MSD 10X	1.0634	1371485		0.010	23-Sep-08	14:15:54	0
54	23SEP08A 54	IP080918-2MB 10X	0.96611	1246022		0.014	23-Sep-08	14:23:14	0
55	23SEP08A 55	IM080918-2LCS 10X	1.0148	1308858		0.013	23-Sep-08	14:25:50	0
56	23SEP08A 56	IM080918-2LCSD 10X	1.0221	1318191		0.010	23-Sep-08	14:28:29	0
57	23SEP08A 57	0808250-1 10X	1.1261	1452311		0.009	23-Sep-08	14:33:19	0
58	23SEP08A 58	0808250-2 10X	1.1638	1500951		0.010	23-Sep-08	14:35:56	0
59	23SEP08A 59	CCV	1.0402	1341533		0.012	23-Sep-08	14:39:02	0
60	23SEP08A 60	CCB	0.99893	1288355		0.011	23-Sep-08	14:44:09	0
61	23SEP08A 61	0808250-3 10X	1.1434	1474700		0.008	23-Sep-08	14:48:49	0
62	23SEP08A 62	0808250-4 10X	1.1924	1537908		0.010	23-Sep-08	14:51:08	0

Quantify Compound Summary Report
23SEP08A

Sample List: D:\MassLynx Projects\AUG2002.PRO\SampleDB\23SEP08A
Last modified: Tue Sep 23 17:41:28 2008
Method: D:\MassLynx Projects\AUG2002.PRO\MethDB\CD_SB_TL_U_PB_MO_AG_AS_SE+IS
Last modified: Tue Sep 23 10:49:57 2008
Job Code:

Printed: Wed Sep 24 10:12:23 2008

Compound 1: 115In

#	File name	Sample ID	PPB	CPS	IS CPS	%StdDev	Aq Date	AqTime	IS#
63	23SEP08A 63	0808250-5 10X	1.2179	1570770		0.010	23-Sep-08	14:53:44	0
64	23SEP08A 64	0808250-6 10X	1.2038	1552594		0.007	23-Sep-08	14:56:20	0
65	23SEP08A 65	0808250-7 10X	1.2142	1566022		0.010	23-Sep-08	14:58:57	0
66	23SEP08A 66	0808250-7L 50X	1.2162	1568605		0.011	23-Sep-08	15:01:35	0
67	23SEP08A 67	0808250-7A 10X	1.2029	1551383		0.009	23-Sep-08	15:04:13	0
68	23SEP08A 68	0809099-1 1000X	1.0871	1402135		0.011	23-Sep-08	15:14:11	0
69	23SEP08A 69	0809099-2 500X	1.0964	1414074		0.011	23-Sep-08	15:16:29	0
70	23SEP08A 70	0809099-2L 2500X	1.0611	1368530		0.013	23-Sep-08	15:19:03	0
71	23SEP08A 71	CCV	1.0199	1315444		0.012	23-Sep-08	15:21:37	0
72	23SEP08A 72	CCB	0.99999	1289728		0.013	23-Sep-08	15:27:30	0
73	23SEP08A 73	0809099-2MS 500X	1.1016	1420754		0.010	23-Sep-08	15:29:50	0
74	23SEP08A 74	0809099-2MSD 500X	1.0880	1403276		0.012	23-Sep-08	15:32:28	0
75	23SEP08A 75	0809099-3 500X	1.0676	1376884		0.010	23-Sep-08	15:35:03	0
76	23SEP08A 76	0809099-3L 2500X	1.0242	1320960		0.012	23-Sep-08	15:37:39	0
77	23SEP08A 77	0809099-3MS 500X	1.0625	1370322		0.010	23-Sep-08	15:40:15	0
78	23SEP08A 78	0809099-3MSD 500X	1.0693	1379165		0.009	23-Sep-08	15:42:52	0
79	23SEP08A 79	0809099-4 200X	1.0860	1400716		0.013	23-Sep-08	15:47:21	0
80	23SEP08A 80	0809099-5 1000X	1.0794	1392175		0.011	23-Sep-08	15:57:20	0
81	23SEP08A 81	0809099-6 1000X	1.0642	1372486		0.010	23-Sep-08	15:59:55	0
82	23SEP08A 82	0809099-7 1000X	1.0678	1377140		0.011	23-Sep-08	16:02:30	0
83	23SEP08A 83	CCV	0.96437	1243788		0.012	23-Sep-08	16:05:05	0
84	23SEP08A 84	CCB	0.98507	1270482		0.010	23-Sep-08	16:10:57	0
85	23SEP08A 85	0809099-8 1000X	1.1063	1426828		0.011	23-Sep-08	16:13:16	0
86	23SEP08A 86	0809099-9 1000X	1.1009	1419823		0.011	23-Sep-08	16:15:53	0
87	23SEP08A 87	0809099-10 1000X	1.0998	1418403		0.013	23-Sep-08	16:18:29	0
88	23SEP08A 88	0809099-11 500X	1.0596	1366621		0.010	23-Sep-08	16:21:05	0
89	23SEP08A 89	0809099-12 500X	1.0678	1377234		0.012	23-Sep-08	16:23:42	0
90	23SEP08A 90	0809099-13 200X	1.0765	1388451		0.011	23-Sep-08	16:26:20	0
91	23SEP08A 91	0809099-14 1000X	1.0751	1386659		0.011	23-Sep-08	16:28:57	0
92	23SEP08A 92	0809099-15 1000X	1.0887	1404090		0.012	23-Sep-08	16:31:35	0
93	23SEP08A 93	0809099-16 1000X	1.1019	1421149		0.011	23-Sep-08	16:34:13	0

Quantify Compound Summary Report
23SEP08A

Sample List: D:\MassLynx Projects\AUG2002.PRO\SampleDB\23SEP08A
Last modified: Tue Sep 23 17:41:28 2008
Method: D:\MassLynx Projects\AUG2002.PRO\MethDB\CD_SB_TL_U_PB_MO_AG_AS_SE+IS
Last modified: Tue Sep 23 10:49:57 2008
Job Code:

Printed: Wed Sep 24 10:12:23 2008

Compound 1: 115In

#	File name	Sample ID	PPB	CPS	IS CPS	%StdDev	Aq Date	AqTime	IS#
94	23SEP08A 94	0809099-17 1000X	1.0936	1410514		0.011	23-Sep-08	16:36:53	0
95	23SEP08A 95	CCV	1.0039	1294825		0.013	23-Sep-08	16:39:31	0
96	23SEP08A 96	CCB	0.98590	1271552		0.011	23-Sep-08	16:45:01	0
97	23SEP08A 97	ZZZZZZ	1.0565	1362642		0.010	23-Sep-08	16:47:21	0
98	23SEP08A 98	0809099-19 1000X	1.0958	1413283		0.014	23-Sep-08	16:49:59	0
99	23SEP08A 99	0809099-20 1000X	1.0740	1385193		0.012	23-Sep-08	16:52:36	0
100	23SEP08A 100	0809099-21 1000X	1.0875	1402647		0.011	23-Sep-08	16:55:12	0
101	23SEP08A 101	0809099-22 1000X	1.1145	1437394		0.010	23-Sep-08	16:57:48	0
102	23SEP08A 102	ZZZZZZ	1.0726	1383308		0.009	23-Sep-08	17:00:25	0
103	23SEP08A 103	ZZZZZZ	1.1092	1430551		0.010	23-Sep-08	17:03:03	0
104	23SEP08A 104	0809099-25 1000X	1.1059	1426339		0.011	23-Sep-08	17:05:40	0
105	23SEP08A 105	0809099-26 500X	1.1153	1438394		0.011	23-Sep-08	17:08:18	0
106	23SEP08A 106	0809099-27 500X	1.1009	1419846		0.011	23-Sep-08	17:10:56	0
107	23SEP08A 107	CCV	1.0108	1303668		0.013	23-Sep-08	17:13:35	0
108	23SEP08A 108	CCB	0.97888	1262499		0.012	23-Sep-08	17:20:11	0
109	23SEP08A 109	0809099-28 500X	1.1090	1430295		0.011	23-Sep-08	17:22:31	0
110	23SEP08A 110	0809099-29 1000X	1.0792	1391849		0.011	23-Sep-08	17:25:10	0
111	23SEP08A 111	0809099-24 1000X	1.0700	1380026		0.010	23-Sep-08	17:27:48	0
112	23SEP08A 112	0809099-18 500X	1.1012	1420218		0.011	23-Sep-08	17:30:24	0
113	23SEP08A 113	0809099-23 1000X	1.1050	1425129		0.010	23-Sep-08	17:33:01	0
114	23SEP08A 114	CCV	0.99943	1289007		0.011	23-Sep-08	17:35:37	0
115	23SEP08A 115	CCB	0.97535	1257938		0.013	23-Sep-08	17:41:45	0
116	23SEP08A 116	RINSE							

Quantify Compound Summary Report
23SEP08A

Sample List: D:\MassLynx Projects\AUG2002.PRO\SampleDB\23SEP08A
Last modified: Tue Sep 23 17:41:28 2008
Method: D:\MassLynx Projects\AUG2002.PRO\MethDB\CD_SB_TL_U_PB_MO_AG_AS_SE+IS
Last modified: Tue Sep 23 10:49:57 2008
Job Code:

Printed: Wed Sep 24 10:12:23 2008

Compound 2: 103Rh

#	File name	Sample ID	PPB	CPS	IS CPS	%StdDev	Aq Date	AqTime	IS#
1	23SEP08A 01	RINSE	0.94797	1186164		0.013	23-Sep-08	10:54:15	0
2	23SEP08A 02	RINSE	0.97619	1221469		0.012	23-Sep-08	10:56:31	0
3	23SEP08A 03	RINSE	0.97712	1222633		0.012	23-Sep-08	10:59:07	0
4	23SEP08A 04	RINSE	0.98606	1233827		0.009	23-Sep-08	11:02:10	0
5	23SEP08A 05	0 STD	0.94831	1186583		0.011	23-Sep-08	11:05:13	0
6	23SEP08A 06	L/100 STD	0.94976	1188399		0.012	23-Sep-08	11:08:16	0
7	23SEP08A 07	L/20 STD	0.95894	1199895		0.011	23-Sep-08	11:11:19	0
8	23SEP08A 08	L/10 STD	0.99823	1249047		0.011	23-Sep-08	11:14:22	0
9	23SEP08A 09	LOW/2 STD	1.0070	1260009		0.012	23-Sep-08	11:17:25	0
10	23SEP08A 10	LOW STD	1.0091	1262708		0.011	23-Sep-08	11:20:29	0
11	23SEP08A 11	MID STD	0.98640	1234246		0.011	23-Sep-08	11:23:33	0
12	23SEP08A 12	HIGH/2 STD	1.0361	1296407		0.012	23-Sep-08	11:26:50	0
13	23SEP08A 13	HIGH STD	1.0773	1348050		0.010	23-Sep-08	11:30:37	0
14	23SEP08A 14	HIGH STD READBACK	1.0646	1332131		0.011	23-Sep-08	11:34:54	0
15	23SEP08A 15	ICV	1.0228	1279791		0.010	23-Sep-08	11:39:12	0
16	23SEP08A 16	ICB	0.97860	1224495		0.013	23-Sep-08	11:46:09	0
17	23SEP08A 17	CRI_L/100	0.98258	1229475		0.011	23-Sep-08	11:53:08	0
18	23SEP08A 18	CRI_L/20	0.98379	1230988		0.011	23-Sep-08	11:56:12	0
19	23SEP08A 19	ICSA	0.99360	1243252		0.011	23-Sep-08	11:59:15	0
20	23SEP08A 20	ICSAB	0.99505	1245068		0.010	23-Sep-08	12:02:19	0
21	23SEP08A 21	F080919-1MB 10X	0.95794	1198639		0.013	23-Sep-08	12:05:23	0
22	23SEP08A 22	0809141-1 10X	1.0568	1322287		0.013	23-Sep-08	12:09:38	0
23	23SEP08A 23	0809141-1L 50X	1.0560	1321356		0.012	23-Sep-08	12:12:44	0
24	23SEP08A 24	0809141-1MS 10X	1.0662	1334039		0.012	23-Sep-08	12:15:48	0
25	23SEP08A 25	0809141-1MSD 10X	1.0715	1340695		0.012	23-Sep-08	12:18:53	0
26	23SEP08A 26	CCV	1.0114	1265478		0.012	23-Sep-08	12:21:59	0
27	23SEP08A 27	CCB	0.95636	1196660		0.012	23-Sep-08	12:33:44	0
28	23SEP08A 28	IP080922-1MB 10X	1.0071	1260148		0.011	23-Sep-08	12:41:40	0
29	23SEP08A 29	IM080922-1LCS 10X	0.99678	1247232		0.013	23-Sep-08	12:44:16	0
30	23SEP08A 30	0809125-1 10X	1.0617	1328524		0.009	23-Sep-08	12:46:54	0
31	23SEP08A 31	0809125-1D 10X	1.0679	1336274		0.010	23-Sep-08	12:51:43	0

Quantify Compound Summary Report
23SEP08A

Sample List: D:\MassLynx Projects\AUG2002.PRO\SampleDB\23SEP08A
Last modified: Tue Sep 23 17:41:28 2008
Method: D:\MassLynx Projects\AUG2002.PRO\MethDB\CD_SB_TL_U_PB_MO_AG_AS_SE+IS
Last modified: Tue Sep 23 10:49:57 2008
Job Code:

Printed: Wed Sep 24 10:12:23 2008

Compound 2: 103Rh

#	File name	Sample ID	PPB	CPS	IS CPS	%StdDev	Aq Date	AqTime	IS#
32	23SEP08A 32	0809125-1L 50X	1.0797	1350959		0.012	23-Sep-08	12:54:49	0
33	23SEP08A 33	0809125-1MS 10X	1.0734	1343139		0.008	23-Sep-08	12:57:52	0
34	23SEP08A 34	0809125-1MSD 10X	1.0773	1347980		0.010	23-Sep-08	13:00:56	0
35	23SEP08A 35	CCV	0.98883	1237295		0.012	23-Sep-08	13:04:00	0
36	23SEP08A 36	CCB	0.96319	1205202		0.012	23-Sep-08	13:08:16	0
37	23SEP08A 37	ICSA_CEC	1.1253	1408000		0.010	23-Sep-08	13:19:36	0
38	23SEP08A 38	ICSAB_CEC	1.1225	1404579		0.011	23-Sep-08	13:22:39	0
39	23SEP08A 39	F080919-1MB 10X	1.0184	1274275		0.013	23-Sep-08	13:25:44	0
40	23SEP08A 40	F080919-1LCS 10X	1.0118	1265990		0.013	23-Sep-08	13:30:01	0
41	23SEP08A 41	0809141-1 10X	1.0328	1292358		0.012	23-Sep-08	13:33:06	0
42	23SEP08A 42	0809141-1L 50X	0.98846	1236829		0.012	23-Sep-08	13:37:24	0
43	23SEP08A 43	0809141-1MS 10X	1.0215	1278185		0.011	23-Sep-08	13:40:30	0
44	23SEP08A 44	0809141-1MSD 10X	1.0288	1287331		0.012	23-Sep-08	13:43:37	0
45	23SEP08A 45	IP080922-1MB 10X	0.94898	1187421		0.012	23-Sep-08	13:46:43	0
46	23SEP08A 46	IM080922-1LCS 10X	0.98928	1237853		0.012	23-Sep-08	13:51:01	0
47	23SEP08A 47	CCV	0.96345	1205527		0.013	23-Sep-08	13:54:04	0
48	23SEP08A 48	CCB	0.92554	1158098		0.015	23-Sep-08	13:58:20	0
49	23SEP08A 49	0809125-1 10X	1.0678	1336064		0.011	23-Sep-08	14:03:36	0
50	23SEP08A 50	0809125-1D 10X	1.0493	1312908		0.010	23-Sep-08	14:06:40	0
51	23SEP08A 51	0809125-1L 50X	1.0378	1298618		0.011	23-Sep-08	14:09:44	0
52	23SEP08A 52	0809125-1MS 10X	1.0512	1315282		0.012	23-Sep-08	14:12:49	0
53	23SEP08A 53	0809125-1MSD 10X	1.0448	1307322		0.015	23-Sep-08	14:15:54	0
54	23SEP08A 54	IP080918-2MB 10X	0.94833	1186607		0.015	23-Sep-08	14:23:14	0
55	23SEP08A 55	IM080918-2LCS 10X	0.99871	1249652		0.013	23-Sep-08	14:25:50	0
56	23SEP08A 56	IM080918-2LCSD 10X	1.0136	1268317		0.012	23-Sep-08	14:28:29	0
57	23SEP08A 57	0808250-1 10X	1.0752	1345420		0.009	23-Sep-08	14:33:19	0
58	23SEP08A 58	0808250-2 10X	1.1127	1392268		0.010	23-Sep-08	14:35:56	0
59	23SEP08A 59	CCV	1.0275	1285702		0.012	23-Sep-08	14:39:02	0
60	23SEP08A 60	CCB	0.98164	1228288		0.014	23-Sep-08	14:44:09	0
61	23SEP08A 61	0808250-3 10X	1.0994	1375581		0.009	23-Sep-08	14:48:49	0
62	23SEP08A 62	0808250-4 10X	1.1355	1420870		0.010	23-Sep-08	14:51:08	0

Quantify Compound Summary Report
23SEP08A

Sample List: D:\MassLynx Projects\AUG2002.PRO\SampleDB\23SEP08A
Last modified: Tue Sep 23 17:41:28 2008
Method: D:\MassLynx Projects\AUG2002.PRO\MethDB\CD_SB_TL_U_PB_MO_AG_AS_SE+IS
Last modified: Tue Sep 23 10:49:57 2008
Job Code:

Printed: Wed Sep 24 10:12:23 2008

Compound 2: 103Rh

#	File name	Sample ID	PPB	CPS	IS CPS	%StdDev	Aq Date	AqTime	IS#
63	23SEP08A 63	0808250-5 10X	1.1598	1451241		0.009	23-Sep-08	14:53:44	0
64	23SEP08A 64	0808250-6 10X	1.1542	1444259		0.009	23-Sep-08	14:56:20	0
65	23SEP08A 65	0808250-7 10X	1.1640	1456524		0.009	23-Sep-08	14:58:57	0
66	23SEP08A 66	0808250-7L 50X	1.1834	1480797		0.010	23-Sep-08	15:01:35	0
67	23SEP08A 67	0808250-7A 10X	1.1567	1447331		0.009	23-Sep-08	15:04:13	0
68	23SEP08A 68	0809099-1 1000X	1.0733	1342930		0.010	23-Sep-08	15:14:11	0
69	23SEP08A 69	0809099-2 500X	1.0761	1346537		0.011	23-Sep-08	15:16:29	0
70	23SEP08A 70	0809099-2L 2500X	1.0428	1304809		0.013	23-Sep-08	15:19:03	0
71	23SEP08A 71	CCV	1.0105	1264407		0.014	23-Sep-08	15:21:37	0
72	23SEP08A 72	CCB	0.99931	1250397		0.013	23-Sep-08	15:27:30	0
73	23SEP08A 73	0809099-2MS 500X	1.0727	1342278		0.009	23-Sep-08	15:29:50	0
74	23SEP08A 74	0809099-2MSD 500X	1.0648	1332317		0.015	23-Sep-08	15:32:28	0
75	23SEP08A 75	0809099-3 500X	1.0630	1330106		0.012	23-Sep-08	15:35:03	0
76	23SEP08A 76	0809099-3L 2500X	1.0091	1262708		0.013	23-Sep-08	15:37:39	0
77	23SEP08A 77	0809099-3MS 500X	1.0549	1319983		0.013	23-Sep-08	15:40:15	0
78	23SEP08A 78	0809099-3MSD 500X	1.0631	1330269		0.013	23-Sep-08	15:42:52	0
79	23SEP08A 79	0809099-4 200X	1.0594	1325591		0.012	23-Sep-08	15:47:21	0
80	23SEP08A 80	0809099-5 1000X	1.0676	1335878		0.012	23-Sep-08	15:57:20	0
81	23SEP08A 81	0809099-6 1000X	1.0523	1316678		0.014	23-Sep-08	15:59:55	0
82	23SEP08A 82	0809099-7 1000X	1.0535	1318214		0.013	23-Sep-08	16:02:30	0
83	23SEP08A 83	CCV	0.96049	1201827		0.014	23-Sep-08	16:05:05	0
84	23SEP08A 84	CCB	0.97295	1217420		0.015	23-Sep-08	16:10:57	0
85	23SEP08A 85	0809099-8 1000X	1.0885	1361967		0.011	23-Sep-08	16:13:16	0
86	23SEP08A 86	0809099-9 1000X	1.0862	1359127		0.012	23-Sep-08	16:15:53	0
87	23SEP08A 87	0809099-10 1000X	1.0754	1345559		0.011	23-Sep-08	16:18:29	0
88	23SEP08A 88	0809099-11 500X	1.0489	1312489		0.013	23-Sep-08	16:21:05	0
89	23SEP08A 89	0809099-12 500X	1.0525	1316957		0.012	23-Sep-08	16:23:42	0
90	23SEP08A 90	0809099-13 200X	1.0547	1319727		0.013	23-Sep-08	16:26:20	0
91	23SEP08A 91	0809099-14 1000X	1.0508	1314839		0.013	23-Sep-08	16:28:57	0
92	23SEP08A 92	0809099-15 1000X	1.0625	1329431		0.013	23-Sep-08	16:31:35	0
93	23SEP08A 93	0809099-16 1000X	1.0802	1351680		0.012	23-Sep-08	16:34:13	0

Sample List: D:\MassLynx Projects\AUG2002.PRO\SampleDB\23SEP08A
Last modified: Tue Sep 23 17:41:28 2008
Method: D:\MassLynx Projects\AUG2002.PRO\MethDB\CD_SB_TL_U_PB_MO_AG_AS_SE+IS
Last modified: Tue Sep 23 10:49:57 2008
Job Code:

Printed: Wed Sep 24 10:12:23 2008

Compound 2: 103Rh

#	File name	Sample ID	PPB	CPS	IS CPS	%StdDev	Aq Date	AqTime	IS#
94	23SEP08A 94	0809099-17 1000X	1.0722	1341603		0.013	23-Sep-08	16:36:53	0
95	23SEP08A 95	CCV	0.99538	1245487		0.011	23-Sep-08	16:39:31	0
96	23SEP08A 96	CCB	0.96893	1212393		0.013	23-Sep-08	16:45:01	0
97	23SEP08A 97	ZZZZZZ	0.99352	1243159		0.009	23-Sep-08	16:47:21	0
98	23SEP08A 98	0809099-19 1000X	1.0671	1335226		0.008	23-Sep-08	16:49:59	0
99	23SEP08A 99	0809099-20 1000X	1.0648	1332364		0.016	23-Sep-08	16:52:36	0
100	23SEP08A 100	0809099-21 1000X	1.0566	1322100		0.011	23-Sep-08	16:55:12	0
101	23SEP08A 101	0809099-22 1000X	1.0879	1361292		0.010	23-Sep-08	16:57:48	0
102	23SEP08A 102	ZZZZZZ	1.0219	1278697		0.006	23-Sep-08	17:00:25	0
103	23SEP08A 103	ZZZZZZ	1.1006	1377187		0.012	23-Sep-08	17:03:03	0
104	23SEP08A 104	0809099-25 1000X	1.0928	1367436		0.012	23-Sep-08	17:05:40	0
105	23SEP08A 105	0809099-26 500X	1.0925	1367040		0.010	23-Sep-08	17:08:18	0
106	23SEP08A 106	0809099-27 500X	1.0856	1358336		0.011	23-Sep-08	17:10:56	0
107	23SEP08A 107	CCV	1.0021	1253842		0.014	23-Sep-08	17:13:35	0
108	23SEP08A 108	CCB	0.98024	1226543		0.014	23-Sep-08	17:20:11	0
109	23SEP08A 109	0809099-28 500X	1.0796	1350842		0.011	23-Sep-08	17:22:31	0
110	23SEP08A 110	0809099-29 1000X	1.0536	1318284		0.013	23-Sep-08	17:25:10	0
111	23SEP08A 111	0809099-24 1000X	1.0694	1338159		0.012	23-Sep-08	17:27:48	0
112	23SEP08A 112	0809099-18 500X	1.0662	1334063		0.009	23-Sep-08	17:30:24	0
113	23SEP08A 113	0809099-23 1000X	1.0796	1350842		0.012	23-Sep-08	17:33:01	0
114	23SEP08A 114	CCV	0.97788	1223587		0.012	23-Sep-08	17:35:37	0
115	23SEP08A 115	CCB	0.96103	1202502		0.015	23-Sep-08	17:41:45	0
116	23SEP08A 116	RINSE							

Sample List: D:\MassLynx Projects\AUG2002.PRO\SampleDB\23SEP08A
Last modified: Tue Sep 23 17:41:28 2008
Method: D:\MassLynx Projects\AUG2002.PRO\MethDB\CD_SB_TL_U_PB_MO_AG_AS_SE+IS
Last modified: Tue Sep 23 10:49:57 2008
Job Code:

Printed: Wed Sep 24 10:12:23 2008

Compound 7: 209Bi

#	File name	Sample ID	PPB	CPS	IS CPS	%StdDev	Aq Date	AqTime	IS#
1	23SEP08A 01	RINSE	0.96179	824227		0.017	23-Sep-08	10:54:15	0
2	23SEP08A 02	RINSE	0.97928	839215		0.016	23-Sep-08	10:56:31	0
3	23SEP08A 03	RINSE	0.98142	841053		0.017	23-Sep-08	10:59:07	0
4	23SEP08A 04	RINSE	0.98618	845126		0.017	23-Sep-08	11:02:10	0
5	23SEP08A 05	0 STD	0.95508	818479		0.016	23-Sep-08	11:05:13	0
6	23SEP08A 06	L/100 STD	0.95210	815919		0.015	23-Sep-08	11:08:16	0
7	23SEP08A 07	L/20 STD	0.97754	837725		0.017	23-Sep-08	11:11:19	0
8	23SEP08A 08	L/10 STD	0.99750	854831		0.015	23-Sep-08	11:14:22	0
9	23SEP08A 09	LOW/2 STD	0.98854	847151		0.014	23-Sep-08	11:17:25	0
10	23SEP08A 10	LOW STD	1.0118	867049		0.015	23-Sep-08	11:20:29	0
11	23SEP08A 11	MID STD	0.99804	855296		0.015	23-Sep-08	11:23:33	0
12	23SEP08A 12	HIGH/2 STD	1.0304	883060		0.015	23-Sep-08	11:26:50	0
13	23SEP08A 13	HIGH STD	1.0627	910662		0.012	23-Sep-08	11:30:37	0
14	23SEP08A 14	HIGH STD READBACK	1.0613	909475		0.011	23-Sep-08	11:34:54	0
15	23SEP08A 15	ICV	1.0216	875520		0.013	23-Sep-08	11:39:12	0
16	23SEP08A 16	ICB	0.97659	836911		0.013	23-Sep-08	11:46:09	0
17	23SEP08A 17	CRI_L/100	0.97387	834583		0.015	23-Sep-08	11:53:08	0
18	23SEP08A 18	CRI_L/20	0.96127	823785		0.015	23-Sep-08	11:56:12	0
19	23SEP08A 19	ICSA	0.99506	852736		0.013	23-Sep-08	11:59:15	0
20	23SEP08A 20	ICSAB	1.0158	870470		0.010	23-Sep-08	12:02:19	0
21	23SEP08A 21	F080919-1MB 10X	1.0093	864931		0.018	23-Sep-08	12:05:23	0
22	23SEP08A 22	0809141-1 10X	1.1068	948457		0.012	23-Sep-08	12:09:38	0
23	23SEP08A 23	0809141-1L 50X	1.0915	935401		0.017	23-Sep-08	12:12:44	0
24	23SEP08A 24	0809141-1MS 10X	1.0923	936029		0.013	23-Sep-08	12:15:48	0
25	23SEP08A 25	0809141-1MSD 10X	1.0998	942476		0.012	23-Sep-08	12:18:53	0
26	23SEP08A 26	CCV	1.0296	882316		0.012	23-Sep-08	12:21:59	0
27	23SEP08A 27	CCB	0.97401	834700		0.012	23-Sep-08	12:33:44	0
28	23SEP08A 28	IP080922-1MB 10X	1.0168	871401		0.017	23-Sep-08	12:41:40	0
29	23SEP08A 29	IM080922-1LCS 10X	1.0155	870260		0.016	23-Sep-08	12:44:16	0
30	23SEP08A 30	0809125-1 10X	1.0747	920948		0.013	23-Sep-08	12:46:54	0
31	23SEP08A 31	0809125-1D 10X	1.0823	927511		0.014	23-Sep-08	12:51:43	0

Sample List: D:\MassLynx Projects\AUG2002.PRO\SampleDB\23SEP08A
Last modified: Tue Sep 23 17:41:28 2008
Method: D:\MassLynx Projects\AUG2002.PRO\MethDB\CD_SB_TL_U_PB_MO_AG_AS_SE+IS
Last modified: Tue Sep 23 10:49:57 2008
Job Code:

Printed: Wed Sep 24 10:12:23 2008

Compound 7: 209Bi

#	File name	Sample ID	PPB	CPS	IS CPS	%StdDev	Aq Date	AqTime	IS#
32	23SEP08A 32	0809125-1L 50X	1.0946	938077		0.013	23-Sep-08	12:54:49	0
33	23SEP08A 33	0809125-1MS 10X	1.0795	925114		0.011	23-Sep-08	12:57:52	0
34	23SEP08A 34	0809125-1MSD 10X	1.0818	927092		0.014	23-Sep-08	13:00:56	0
35	23SEP08A 35	CCV	1.0002	857158		0.014	23-Sep-08	13:04:00	0
36	23SEP08A 36	CCB	0.98409	843334		0.016	23-Sep-08	13:08:16	0
37	23SEP08A 37	ICSA_CEC	1.1641	997609		0.011	23-Sep-08	13:19:36	0
38	23SEP08A 38	ICSAB_CEC	1.1759	1007686		0.010	23-Sep-08	13:22:39	0
39	23SEP08A 39	F080919-1MB 10X	1.0415	892556		0.014	23-Sep-08	13:25:44	0
40	23SEP08A 40	F080919-1LCS 10X	1.0289	881780		0.012	23-Sep-08	13:30:01	0
41	23SEP08A 41	0809141-1 10X	1.0776	923462		0.014	23-Sep-08	13:33:06	0
42	23SEP08A 42	0809141-1L 50X	1.0174	871866		0.016	23-Sep-08	13:37:24	0
43	23SEP08A 43	0809141-1MS 10X	1.0820	927209		0.011	23-Sep-08	13:40:30	0
44	23SEP08A 44	0809141-1MSD 10X	1.0826	927767		0.015	23-Sep-08	13:43:37	0
45	23SEP08A 45	IP080922-1MB 10X	0.97564	836096		0.017	23-Sep-08	13:46:43	0
46	23SEP08A 46	IM080922-1LCS 10X	1.0215	875357		0.015	23-Sep-08	13:51:01	0
47	23SEP08A 47	CCV	0.98316	842543		0.011	23-Sep-08	13:54:04	0
48	23SEP08A 48	CCB	0.94349	808541		0.015	23-Sep-08	13:58:20	0
49	23SEP08A 49	0809125-1 10X	1.1160	956416		0.014	23-Sep-08	14:03:36	0
50	23SEP08A 50	0809125-1D 10X	1.1284	967028		0.015	23-Sep-08	14:06:40	0
51	23SEP08A 51	0809125-1L 50X	1.0912	935145		0.014	23-Sep-08	14:09:44	0
52	23SEP08A 52	0809125-1MS 10X	1.1209	960582		0.010	23-Sep-08	14:12:49	0
53	23SEP08A 53	0809125-1MSD 10X	1.1246	963770		0.014	23-Sep-08	14:15:54	0
54	23SEP08A 54	IP080918-2MB 10X	0.98515	844242		0.017	23-Sep-08	14:23:14	0
55	23SEP08A 55	IM080918-2LCS 10X	1.0424	893300		0.013	23-Sep-08	14:25:50	0
56	23SEP08A 56	IM080918-2LCSD 10X	1.0470	897280		0.014	23-Sep-08	14:28:29	0
57	23SEP08A 57	0808250-1 10X	1.1126	953507		0.010	23-Sep-08	14:33:19	0
58	23SEP08A 58	0808250-2 10X	1.1404	977292		0.012	23-Sep-08	14:35:56	0
59	23SEP08A 59	CCV	1.0659	913478		0.013	23-Sep-08	14:39:02	0
60	23SEP08A 60	CCB	1.0204	874473		0.019	23-Sep-08	14:44:09	0
61	23SEP08A 61	0808250-3 10X	1.1190	958930		0.009	23-Sep-08	14:48:49	0
62	23SEP08A 62	0808250-4 10X	1.1468	982738		0.010	23-Sep-08	14:51:08	0

Sample List: D:\MassLynx Projects\AUG2002.PRO\SampleDB\23SEP08A
Last modified: Tue Sep 23 17:41:28 2008
Method: D:\MassLynx Projects\AUG2002.PRO\MethDB\CD_SB_TL_U_PB_MO_AG_AS_SE+IS
Last modified: Tue Sep 23 10:49:57 2008
Job Code:

Printed: Wed Sep 24 10:12:23 2008

Compound 7: 209Bi

#	File name	Sample ID	PPB	CPS	IS CPS	%StdDev	Aq Date	AqTime	IS#
63	23SEP08A 63	0808250-5 10X	1.1670	1000122		0.012	23-Sep-08	14:53:44	0
64	23SEP08A 64	0808250-6 10X	1.1772	1008803		0.008	23-Sep-08	14:56:20	0
65	23SEP08A 65	0808250-7 10X	1.1781	1009641		0.011	23-Sep-08	14:58:57	0
66	23SEP08A 66	0808250-7L 50X	1.2150	1041199		0.013	23-Sep-08	15:01:35	0
67	23SEP08A 67	0808250-7A 10X	1.1606	994630		0.011	23-Sep-08	15:04:13	0
68	23SEP08A 68	0809099-1 1000X	1.1039	945990		0.013	23-Sep-08	15:14:11	0
69	23SEP08A 69	0809099-2 500X	1.1091	950435		0.015	23-Sep-08	15:16:29	0
70	23SEP08A 70	0809099-2L 2500X	1.0807	926092		0.018	23-Sep-08	15:19:03	0
71	23SEP08A 71	CCV	1.0348	886761		0.016	23-Sep-08	15:21:37	0
72	23SEP08A 72	CCB	1.0244	877871		0.014	23-Sep-08	15:27:30	0
73	23SEP08A 73	0809099-2MS 500X	1.1107	951878		0.014	23-Sep-08	15:29:50	0
74	23SEP08A 74	0809099-2MSD 500X	1.1085	949970		0.016	23-Sep-08	15:32:28	0
75	23SEP08A 75	0809099-3 500X	1.0982	941149		0.011	23-Sep-08	15:35:03	0
76	23SEP08A 76	0809099-3L 2500X	1.0615	909708		0.016	23-Sep-08	15:37:39	0
77	23SEP08A 77	0809099-3MS 500X	1.0876	932073		0.012	23-Sep-08	15:40:15	0
78	23SEP08A 78	0809099-3MSD 500X	1.0981	941010		0.015	23-Sep-08	15:42:52	0
79	23SEP08A 79	0809099-4 200X	1.1014	943895		0.014	23-Sep-08	15:47:21	0
80	23SEP08A 80	0809099-5 1000X	1.0919	935703		0.014	23-Sep-08	15:57:20	0
81	23SEP08A 81	0809099-6 1000X	1.0880	932352		0.013	23-Sep-08	15:59:55	0
82	23SEP08A 82	0809099-7 1000X	1.0967	939799		0.015	23-Sep-08	16:02:30	0
83	23SEP08A 83	CCV	1.0102	865722		0.017	23-Sep-08	16:05:05	0
84	23SEP08A 84	CCB	1.0067	862697		0.012	23-Sep-08	16:10:57	0
85	23SEP08A 85	0809099-8 1000X	1.1211	960722		0.014	23-Sep-08	16:13:16	0
86	23SEP08A 86	0809099-9 1000X	1.1243	963491		0.010	23-Sep-08	16:15:53	0
87	23SEP08A 87	0809099-10 1000X	1.1113	952367		0.011	23-Sep-08	16:18:29	0
88	23SEP08A 88	0809099-11 500X	1.0885	932841		0.015	23-Sep-08	16:21:05	0
89	23SEP08A 89	0809099-12 500X	1.0838	928791		0.015	23-Sep-08	16:23:42	0
90	23SEP08A 90	0809099-13 200X	1.0904	934400		0.016	23-Sep-08	16:26:20	0
91	23SEP08A 91	0809099-14 1000X	1.1048	946781		0.011	23-Sep-08	16:28:57	0
92	23SEP08A 92	0809099-15 1000X	1.1082	949667		0.015	23-Sep-08	16:31:35	0
93	23SEP08A 93	0809099-16 1000X	1.1145	955136		0.011	23-Sep-08	16:34:13	0

Sample List: D:\MassLynx Projects\AUG2002.PRO\SampleDB\23SEP08A
Last modified: Tue Sep 23 17:41:28 2008
Method: D:\MassLynx Projects\AUG2002.PRO\MethDB\CD_SB_TL_U_PB_MO_AG_AS_SE+IS
Last modified: Tue Sep 23 10:49:57 2008
Job Code:

Printed: Wed Sep 24 10:12:23 2008

Compound 7: 209Bi

#	File name	Sample ID	PPB	CPS	IS CPS	%StdDev	Aq Date	AqTime	IS#
94	23SEP08A 94	0809099-17 1000X	1.1252	964306		0.017	23-Sep-08	16:36:53	0
95	23SEP08A 95	CCV	1.0384	889856		0.013	23-Sep-08	16:39:31	0
96	23SEP08A 96	CCB	1.0121	867305		0.016	23-Sep-08	16:45:01	0
97	23SEP08A 97	ZZZZZZ	0.91106	780754		0.014	23-Sep-08	16:47:21	0
98	23SEP08A 98	0809099-19 1000X	1.1278	966516		0.011	23-Sep-08	16:49:59	0
99	23SEP08A 99	0809099-20 1000X	1.1103	951506		0.013	23-Sep-08	16:52:36	0
100	23SEP08A 100	0809099-21 1000X	1.0981	941079		0.015	23-Sep-08	16:55:12	0
101	23SEP08A 101	0809099-22 1000X	1.1193	959209		0.014	23-Sep-08	16:57:48	0
102	23SEP08A 102	ZZZZZZ	0.92182	789970		0.011	23-Sep-08	17:00:25	0
103	23SEP08A 103	ZZZZZZ	1.1251	964212		0.014	23-Sep-08	17:03:03	0
104	23SEP08A 104	0809099-25 1000X	1.1141	954787		0.012	23-Sep-08	17:05:40	0
105	23SEP08A 105	0809099-26 500X	1.1251	964166		0.011	23-Sep-08	17:08:18	0
106	23SEP08A 106	0809099-27 500X	1.0977	940730		0.014	23-Sep-08	17:10:56	0
107	23SEP08A 107	CCV	1.0335	885690		0.016	23-Sep-08	17:13:35	0
108	23SEP08A 108	CCB	1.0037	860114		0.016	23-Sep-08	17:20:11	0
109	23SEP08A 109	0809099-28 500X	1.1320	970054		0.014	23-Sep-08	17:22:31	0
110	23SEP08A 110	0809099-29 1000X	1.1051	947014		0.010	23-Sep-08	17:25:10	0
111	23SEP08A 111	0809099-24 1000X	1.0990	941801		0.014	23-Sep-08	17:27:48	0
112	23SEP08A 112	0809099-18 500X	1.0753	921507		0.016	23-Sep-08	17:30:24	0
113	23SEP08A 113	0809099-23 1000X	1.1004	942988		0.016	23-Sep-08	17:33:01	0
114	23SEP08A 114	CCV	1.0301	882781		0.015	23-Sep-08	17:35:37	0
115	23SEP08A 115	CCB	0.99734	854691		0.016	23-Sep-08	17:41:45	0
116	23SEP08A 116	RINSE							

Compound 3 name: 78Se
Coefficient of Determination: 0.999958
Calibration curve: -8.55969e-7 * x^3 + 2.61407e-5 * x^2 + 0.00159125 * x + 0.000142742
Response type: Internal Std (Ref 2), Area * (IS Conc. / IS Area)
Curve type: 3rd Order, Origin: Exclude, Weighting: 1/x, Axis trans: None

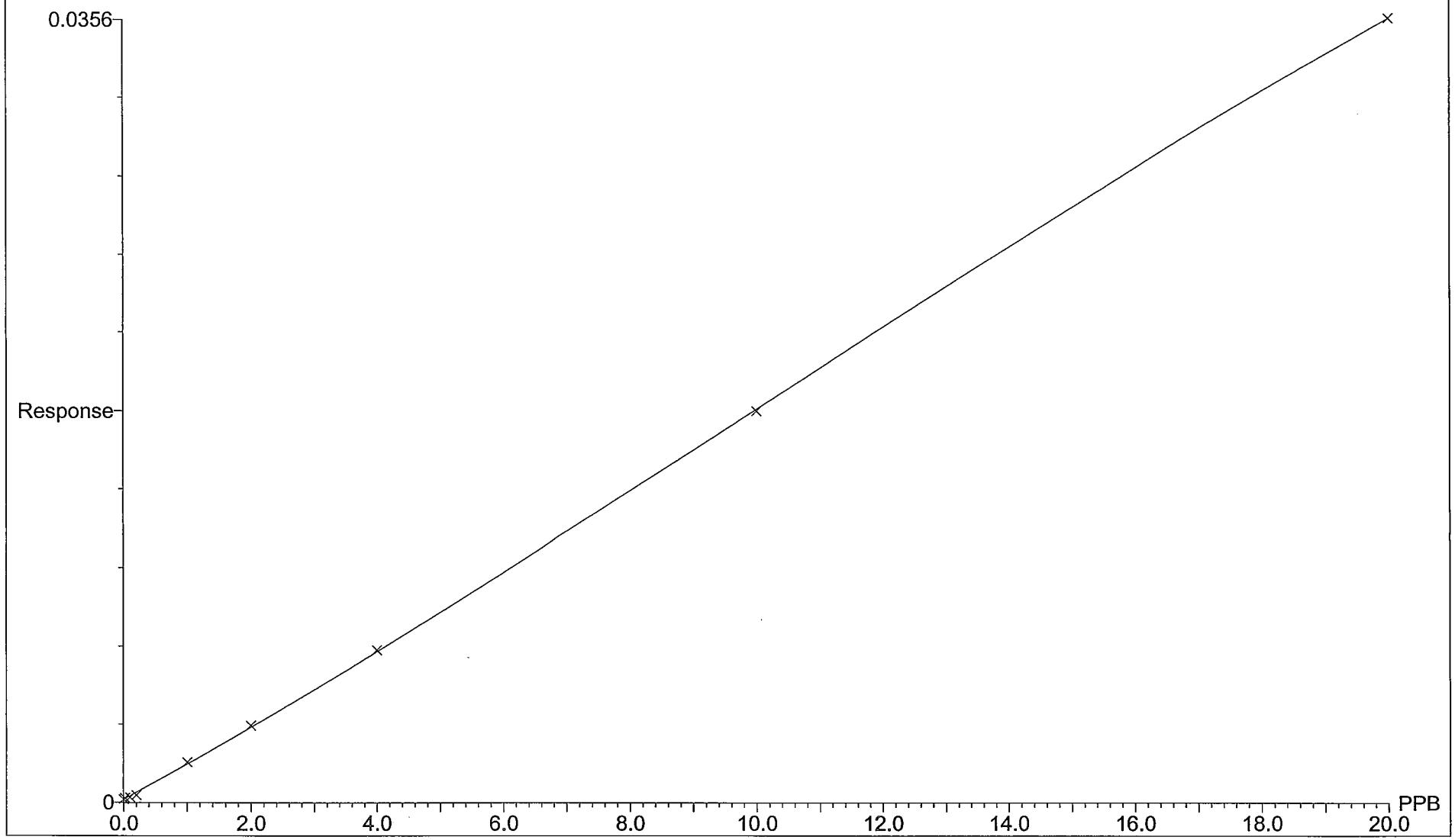

Compound 6 name: 1Cadmium
Coefficient of Determination: 0.999982
Calibration curve: -1.90922e-5 * x^3 + 0.000282262 * x^2 + 0.00781077 * x + 2.66092e-5
Response type: Internal Std (Ref 1), Area * (IS Conc. / IS Area)
Curve type: 3rd Order, Origin: Exclude, Weighting: 1/x, Axis trans: None

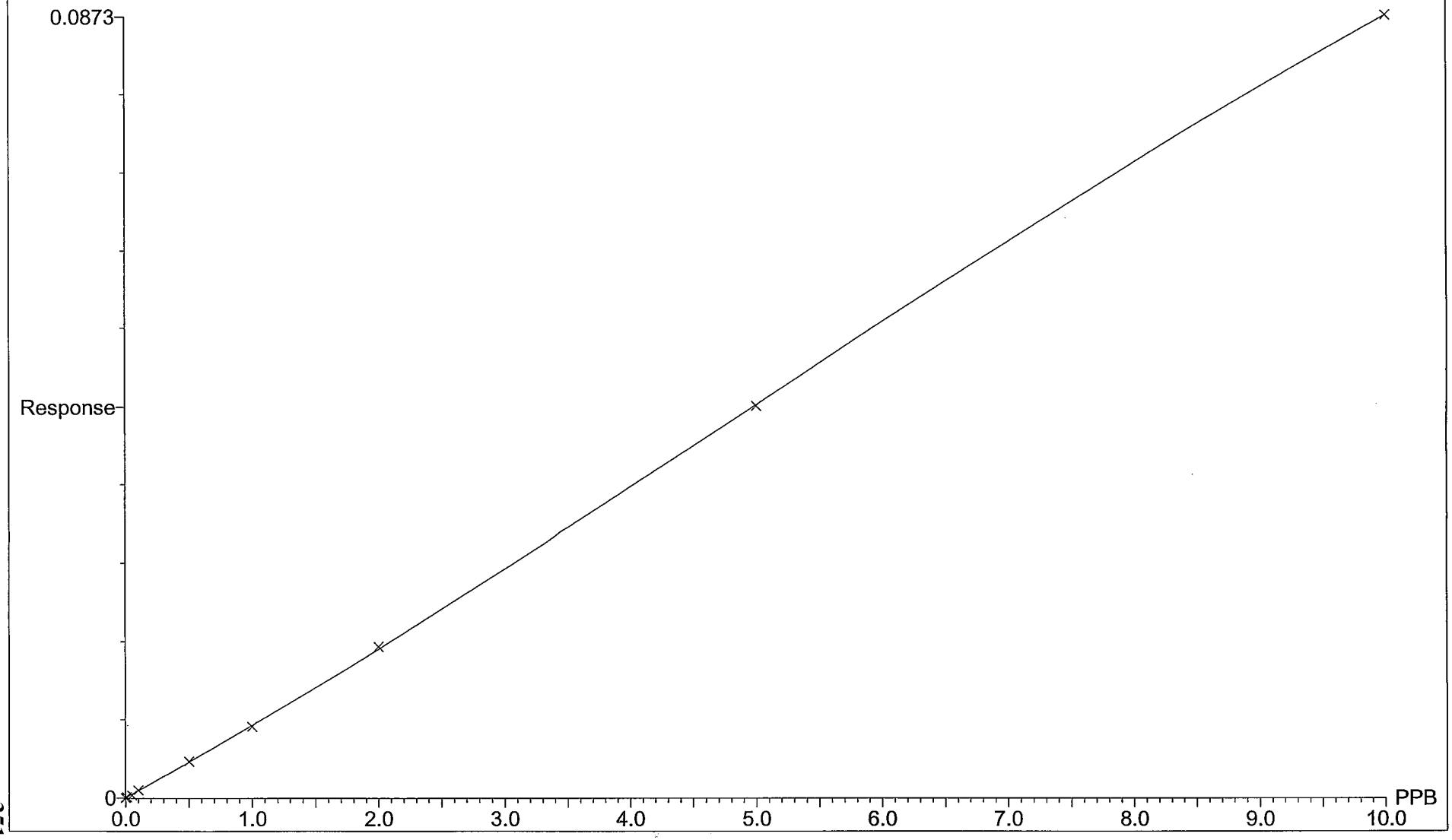

Compound 9 name: 121Sb
Coefficient of Determination: 0.999989
Calibration curve: -6.61113e-5 * x^3 + 0.000882657 * x^2 + 0.0272589 * x + 0.000604763
Response type: Internal Std (Ref 1), Area * (IS Conc. / IS Area)
Curve type: 3rd Order, Origin: Exclude, Weighting: 1/x, Axis trans: None

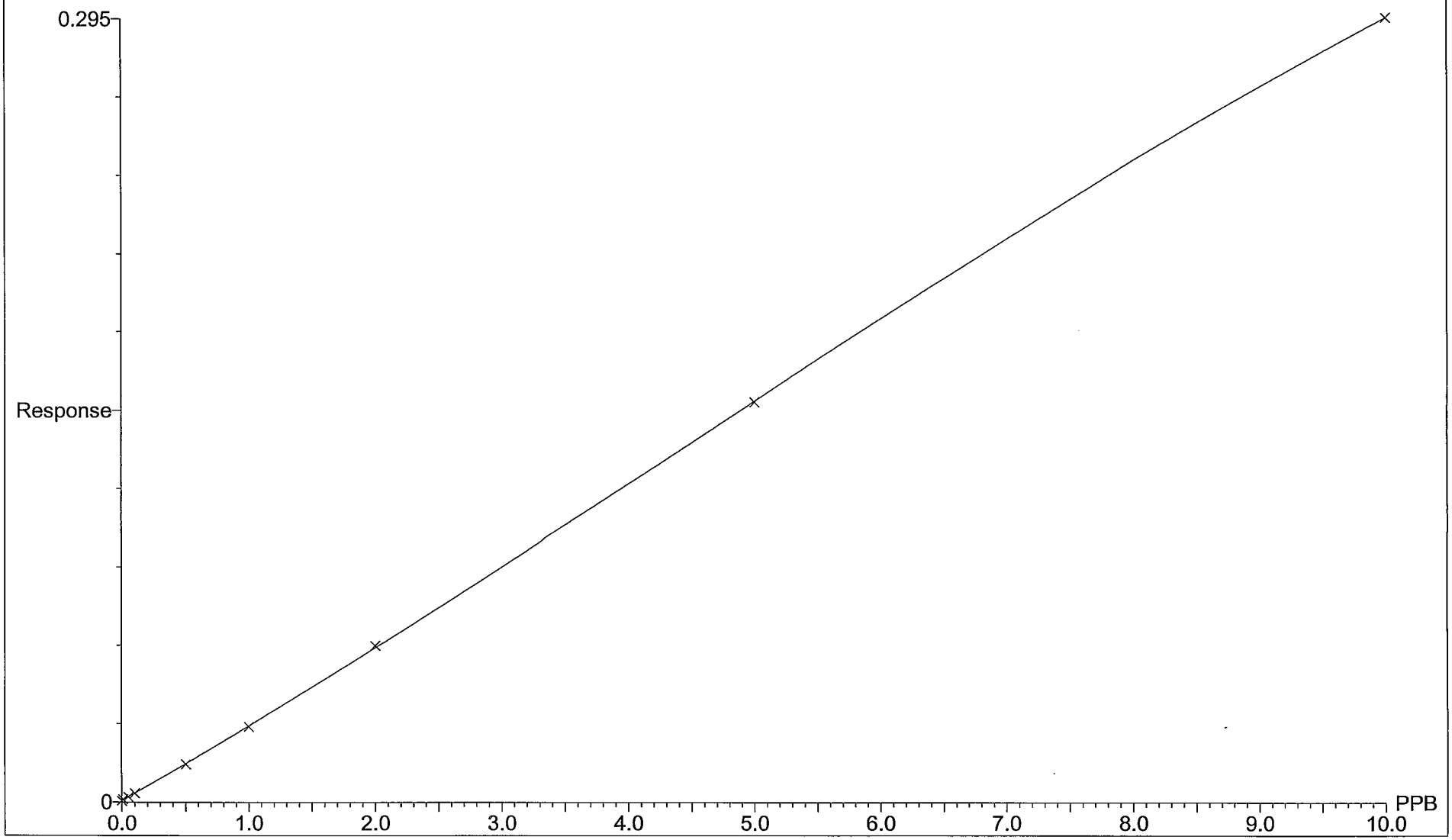

Compound 12 name: 205Tl
Coefficient of Determination: 0.999945
Calibration curve: -0.0135700 * x^3 + 0.0240933 * x^2 + 0.0690448 * x + 6.96438e-5
Response type: Internal Std (Ref 7), Area * (IS Conc. / IS Area)
Curve type: 3rd Order, Origin: Exclude, Weighting: 1/x, Axis trans: None

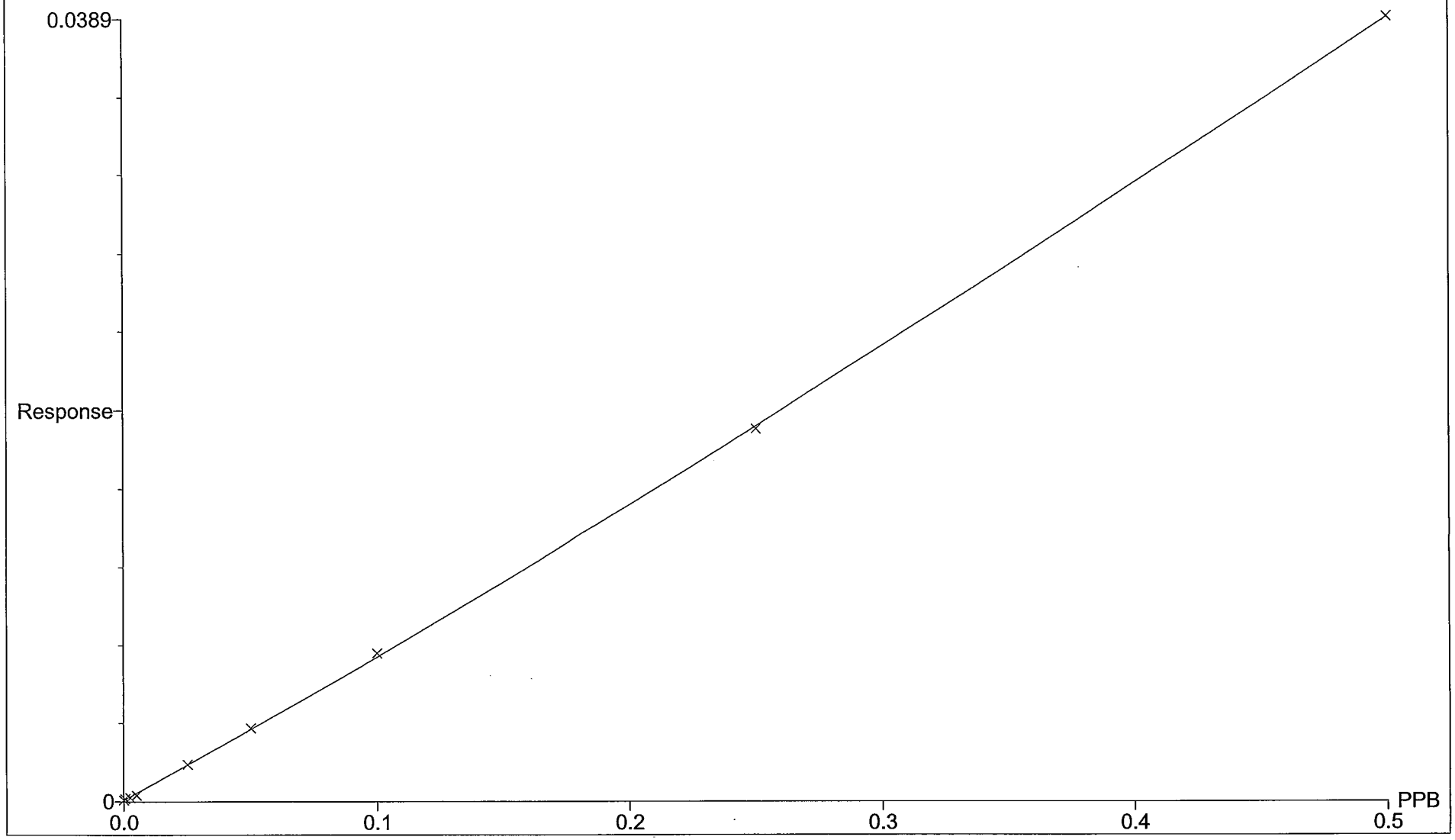

Compound 18 name: 0Lead
Coefficient of Determination: 0.999992
Calibration curve: -1.72998e-6 * x^3 + 0.000132721 * x^2 + 0.111485 * x + 0.00120941
Response type: Internal Std (Ref 7), Area * (IS Conc. / IS Area)
Curve type: 3rd Order, Origin: Exclude, Weighting: 1/x, Axis trans: None

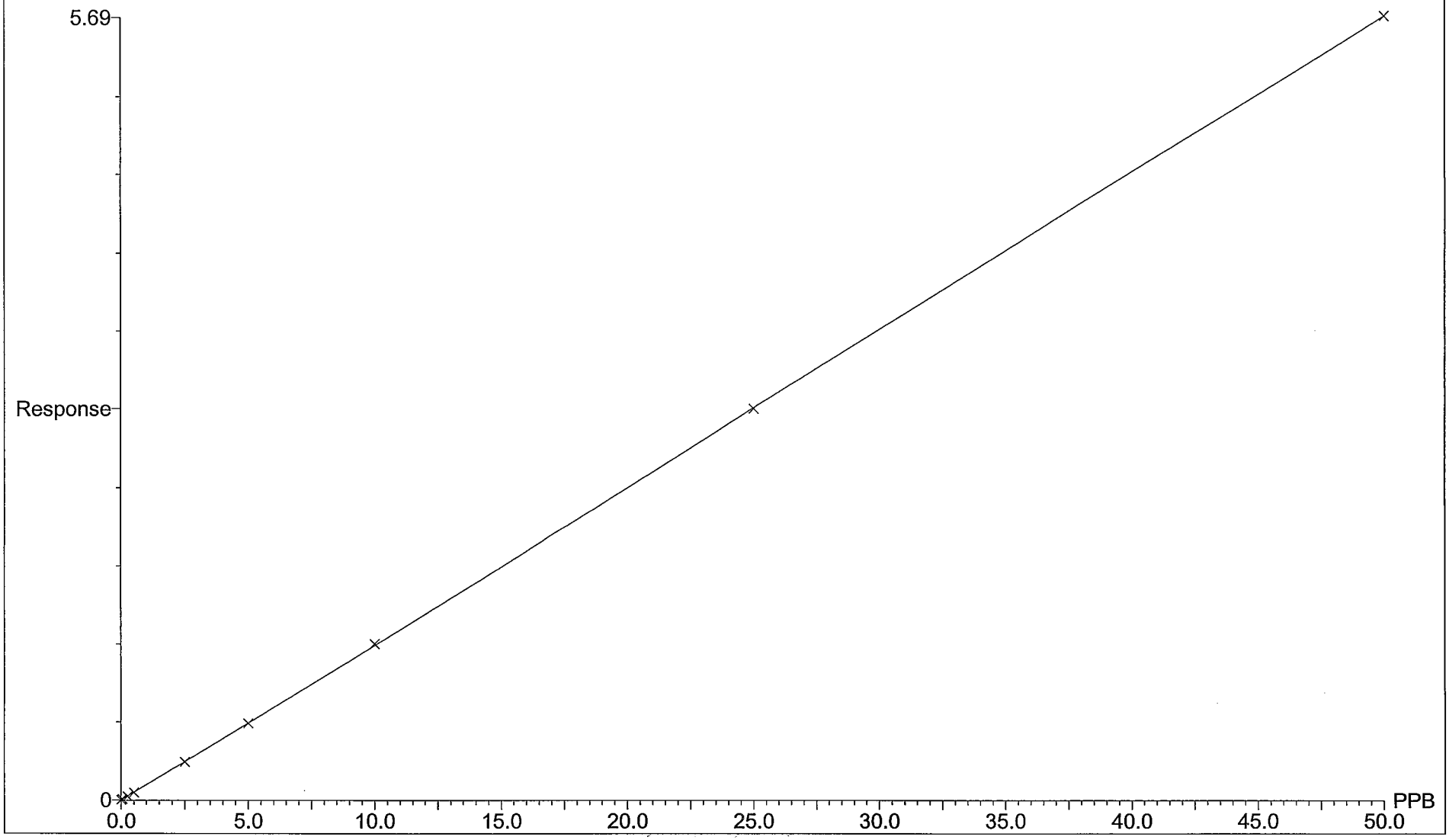

Compound 19 name: 75As
Coefficient of Determination: 0.999985
Calibration curve: -5.05614e-7 * x^3 + 2.16222e-5 * x^2 + 0.00573023 * x + 0.000609975
Response type: Internal Std (Ref 2), Area * (IS Conc. / IS Area)
Curve type: 3rd Order, Origin: Exclude, Weighting: 1/x, Axis trans: None

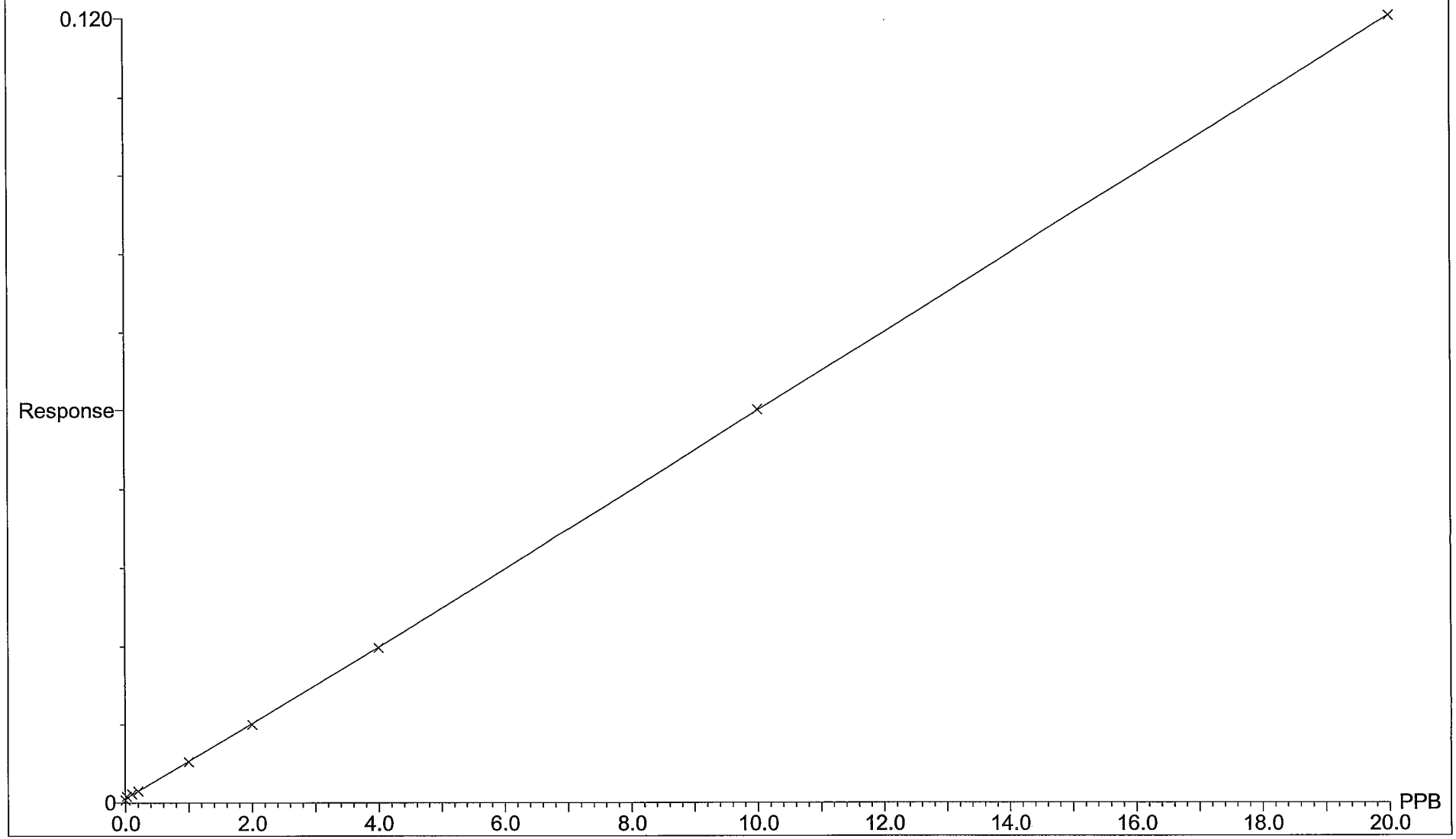

Compound 23 name: 109Ag
Coefficient of Determination: 0.999972
Calibration curve: -4.22432e-5 * x^3 + 0.000578546 * x^2 + 0.0379857 * x + -4.46548e-6
Response type: Internal Std (Ref 2), Area * (IS Conc. / IS Area)
Curve type: 3rd Order, Origin: Exclude, Weighting: 1/x, Axis trans: None

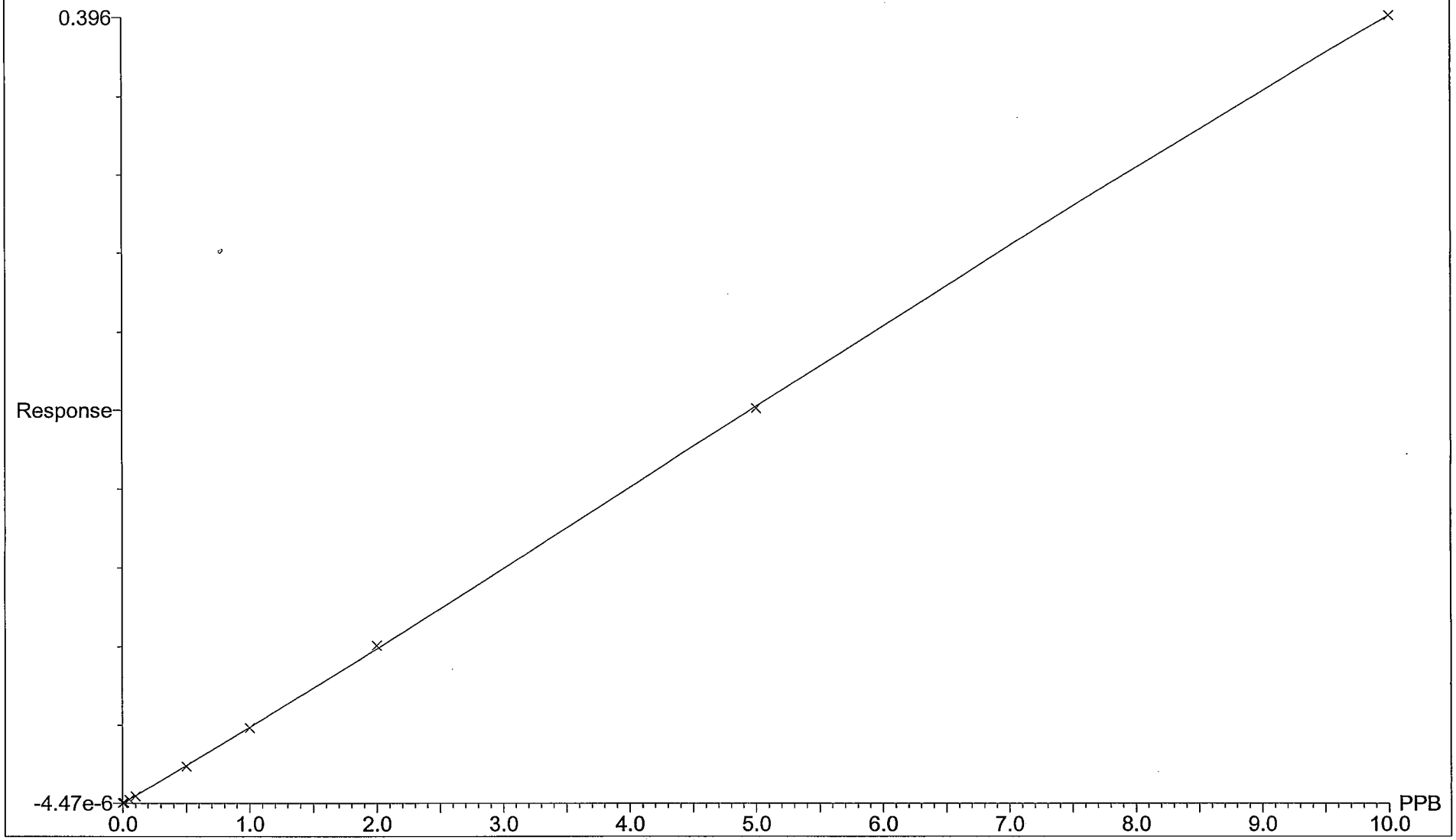

Compound 25 name: 2Uranium
Coefficient of Determination: 0.999995
Calibration curve: -0.000146260 * x^3 + 0.00202937 * x^2 + 0.123041 * x + 0.000533846
Response type: Internal Std (Ref 7), Area * (IS Conc. / IS Area)
Curve type: 3rd Order, Origin: Exclude, Weighting: 1/x, Axis trans: None

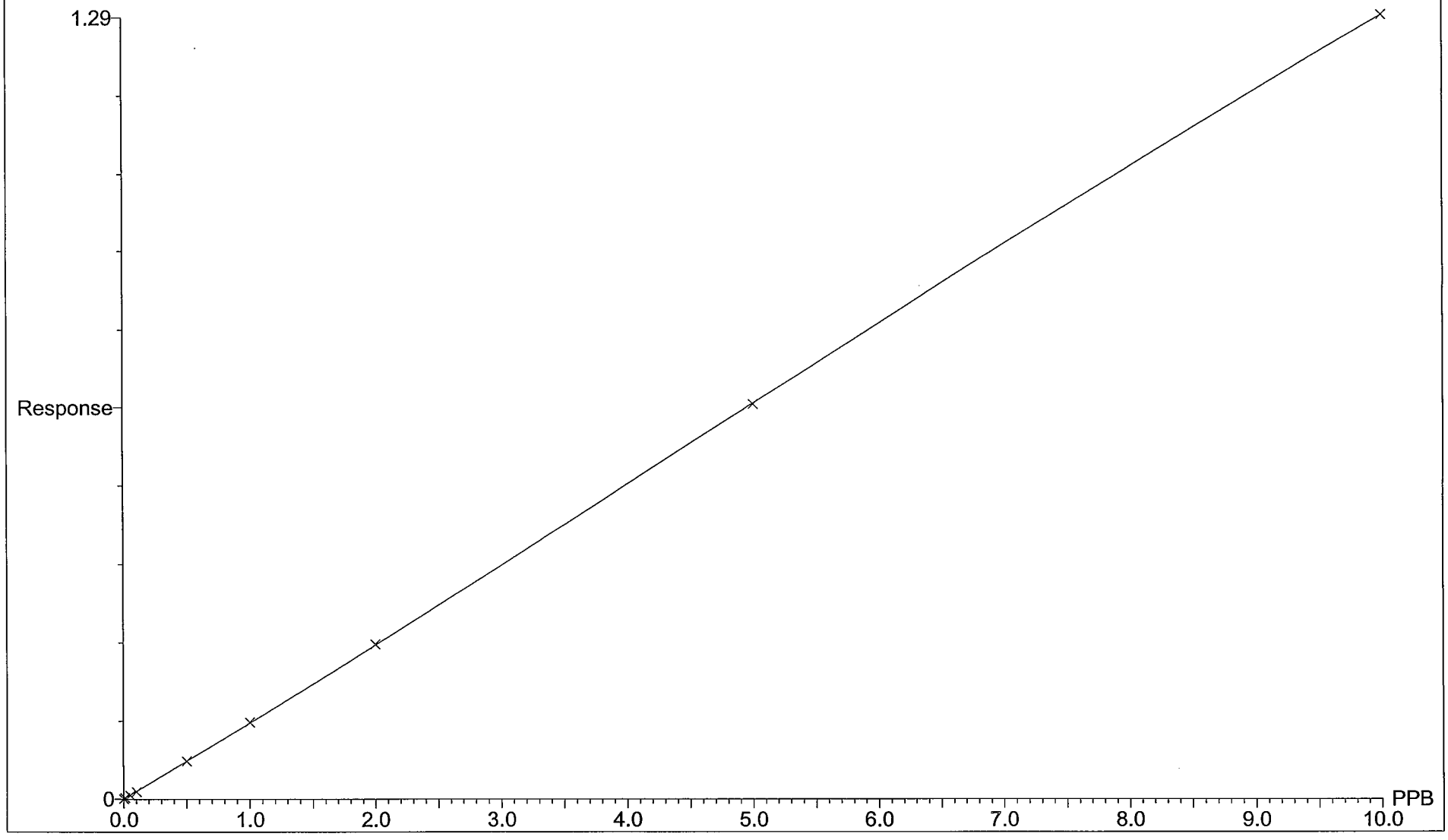

Miscellaneous

242285

Documentation of Acidification and/or Filtration of Water Samples in Metals Department

Sample ID	Initial Sample pH	Initial Sample Volume (mL)	Filtered through 0.45 µm ? (Y / N)	Volume HNO_3 Added (mL)	Lot # for Conc. HNO_3	Date HNO_3 Added	Time HNO_3 Added	Initials	Sample pH after 24 hrs	Initials	Comments
0809093-7	7	60	Y	0.2	604026	9/15/08	1235	PM	9/17/8	[illegible]	
-8	7	100	Y	0.4							
-9	6	60	Y	0.2							
L080917-1MB	—	100	Y	0.4	604026	9/17/08	1840	PM	<2 9/19/08	PM	
~~0809120-1~~ 0809120-1	7	60	Y	0.2							
9/17/08 PM -2	7	60	Y	0.2							
-3	7	60	Y	0.2							
-4	7	60	Y	0.2							
-5	7	60	Y	0.2							
-6	6	60	Y	0.2							
-7	5	200	Y	0.8							
0809114-1	6	140	N	0.6	604026	9/18/08	1435	PM	<2 9/22/08	PM	SAMPLE ONLY REQUIRED PRESERVATION
F080919-1MB	—	100	Y	0.4	604026	9/19/08	1550	PM	<2 9/24/08		
0809141-1	6	100	Y	0.4					9/22	[illegible]	
F080922-1MB	—	150	Y	0.4	604026	9/22/08	1745	PM	<2 9/24/08	PM	
0809137-1	7	60	Y	0.2							
-2	6	60	Y	0.2							
-3	6	60	Y	0.2							

Reviewed by / date _____

Form 824r1.doc (8/1/07)

PARAGON ANALYTICS
A Division of DataChem Laboratories, Inc.

225 Commerce Drive, Fort Collins, Colorado 80524
TF: (800) 443-1511 ◆ PH: (970) 490-1511 ◆ FX: (970) 490-1522
www.paragonlabs.com

September 19, 2008

Ms. Sheri O'Connor
URS
8181 E. Tufts Ave
Denver, CO 80237

Re: Paragon Workorder: 08-09-093
Client Project Name: Prather Phase 1 Investigation
Client Project Number: None Submitted

Dear Ms. O'Connor:

Nine water samples were received from URS on September 12, 2008. The samples were scheduled for the following analyses:

Metals	pages 1-341	GC/MS Volatiles	pages 1-164
Inorganics	pages 1-134	Dissolved Gasses	pages 1-54

The results for these analyses are contained in the enclosed reports.

Thank you for your confidence in Paragon Analytics. Should you have any questions, please call.

Sincerely,

Debbie Fazio

Paragon Analytics
Debbie Fazio
Project Manager

DJF/eh
Enclosure (s): Report and CD

Paragon Analytics

Sample Number(s) Cross-Reference Table

Paragon OrderNum: 0809093
Client Name: URS
Client Project Name: Prather Phase 1 Investigation
Client Project Number:
Client PO Number: Prather-2008

Client Sample Number	Lab Sample Number	COC Number	Matrix	Date Collected	Time Collected
PS-MW12D	0809093-1		WATER	10-Sep-08	10:10
PS-MW13D	0809093-2		WATER	10-Sep-08	10:45
PS-MW07S	0809093-3		WATER	10-Sep-08	11:45
PS-MW07S Dup	0809093-4		WATER	10-Sep-08	11:45
PS-MW07D	0809093-5		WATER	10-Sep-08	13:00
PS-MW09S	0809093-6		WATER	10-Sep-08	13:45
PS-MW10S	0809093-7		WATER	10-Sep-08	14:40
PS-MW10D	0809093-8		WATER	10-Sep-08	15:15
PS-MW11S	0809093-9		WATER	10-Sep-08	16:30

0809093

CHAIN OF CUSTODY RECORD / ANALYTICAL SERVICES AGREEMENT **

Evergreen Analytical Laboratory Inc.

4036 Youngfield St.
Wheat Ridge, Colorado 80033
(303) 425-6021
FAX (303) 425-6854
(877) 737-4521
info@evergreenanalytical.com

CLIENT INFORMATION

Mail **Original** Report to: URS Corporation
Attn ~~8181 East Tufts Avenue~~ Mark Leworsen
Address 8181 East Tufts Avenue
City Denver State CO Zip 80237
Tel # 303-694-2770 Fax # 303-930-6040 E-mail Mark_Leworsen@URSCorp.com

REPORT ALSO BY ☒ FAX ☒ PDF ☒ EDD

REPORT CHROMATOGRAMS ☐ NO (YES)

Mail Invoice to: Same
Attn
Address
City State Zip
Tel # Fax #

Project ID# Prather Phase I Investigation
P.O. Quote
Sampler MEM

NOTE: *Identify Known Hazards Below*

CONFIRMATION OF SAMPLE RECEIPT REQUIRED? ☐ YES

Report Results by: (Date)*
Standard 2 working weeks ☐
UST Analyses per Fee Schedule ☐
* Rush: ☐ less than 24 hrs, 150% ☐ 1 - 2 work days, 100%
☒ 3 - 5 work days, 50% ☐ 6 - 9 work days, 25%
*Subject to surcharge & exceptions noted in fee schedule.

For Laboratory Use Only
W.O. #
B.O.F. #
C/S (O) /
C/S (I) /
Temp. °C / Ice
Seals Present Y / N / NA
Samples Pres. Y / N / NA
Headspace Y / N / NA
By /

	SAMPLE IDENTIFICATION	DATE SAMPLED	TIME	No. of Containers	MATRIX: 1) Drinking Water or 2) Discharge Water or 3) Ground Water (circle one)	Soil / Solid / Air / Gas	Oil / Sludge / Wipe	TCLP VOA/BNA/Pest/Herb/Metals (circle)	Volatile Organics 8260/624 (circle)	Semi-volatile Organics BNA, PAH, PNA 8270/625 (circle)	Chlorinated Pesticides 8081/608 (circle)	Organophosphorous Pesticides 8270	PCBs/8082/608/screen (circle)	Herbicides 8151	BTEX 8021/602/8260/MTBE (circle)	TVPH 8015mod. / 8260 (circle)	TEPH 8015mod. (Diesel)	Total Metals - DW / NPDES / SW846 (circle & list metals below)	Dissolved Metals - DW / SW846 (circle & list metals below)	Oil & Grease 1664 / 9071 (circle)	TRPH 418.1	Anions 300.0 (circle below)	Major Cations	Total Alkalinity	TDS / conductivity	Dissolved Methane	Sulfide
1	PS-MW12D	9/10/08	10:10	10					X									X				X	X	X	X	X	X
2	PS-MW13D		10:45	10					X									X				X	X	X	X	X	X
3	PS-MW07S		11:45	10					X									X				X	X	X	X	X	X
4	PS-MW07S Dup		11:45	10					X									X				X	X	X	X	X	X
5	PS-MW07D		13:00	7					X									X				X				X	
6	PS-MW09S		13:45	10					X									X				X	X	X	X	X	X
7	PS-MW10S		14:40	10					X									X				X	X	X	X	X	X
8	PS-MW10D		15:15	10					X									X				X	X	X	X	X	X
	PS-MW10D-MS		15:15	10					X									X				X	X	X	X	X	X
	PS-MW10D-MSD		15:15	10					X									X				X	X	X	X	X	X
				Sample Fraction																							

Instructions: Run Extended 8260 Suite, Trace Metals/Cations are non-preserved and non-filtered - Dist lab for Dissolved. See attached Sheet for Analysis Required.

Anions: Bromide, Chloride, Nitrate, Nitrite, O-Phosphate, Sulfate (Circle)

** **Important Note:** See reverse side for Terms and Conditions.

Relinquished by: (*Signature*)	Date/Time	Received by: (*Signature*)	Date/Time	Relinquished by: (*Signature*)	Date/Time	Received by: (*Signature*)	Date/Time
[signature]	9/11/08 17:00	Cheryl Trumble	9-12-08 955				

0809093

CHAIN OF CUSTODY RECORD / ANALYTICAL SERVICES AGREEMENT **

Evergreen Analytical Laboratory Inc.

4036 Youngfield St.
Wheat Ridge, Colorado 80033
(303) 425-6021
FAX (303) 425-6854
(877) 737-4521
info@evergreenanalytical.com

CLIENT INFORMATION

Mail **Original** Report to: URS Corporation
Attn Mark Levorsen
Address 8181 East Tufts Avenue
City Denver State CO Zip 80237
Tel # 303-694-2770 Fax # 303-930-6040 E-mail Mark_Levorsen@URSCorp.com

REPORT ALSO BY ☒ FAX ☒ PDF ☒ EDD

REPORT CHROMATOGRAMS ☐ NO (YES)

Mail Invoice to: Same
Attn
Address
City State Zip
Tel # Fax #
Project ID# Prather ~~Spring~~ Phase I Inv.
P.O. Quote
Sampler MEM, KHB

NOTE: *Identify Known Hazards Below*

Report Results by: (Date)*
Standard 2 working weeks ☐
UST Analyses per Fee Schedule ☐
* Rush: ☐ less than 24 hrs, 150% ☐ 1 - 2 work days, 100%
☒ 3 - 5 work days, 50% ☐ 6 - 9 work days, 25%
*Subject to surcharge & exceptions noted in fee schedule.

CONFIRMATION OF SAMPLE RECEIPT REQUIRED? ☐ YES

	SAMPLE IDENTIFICATION	DATE SAMPLED	TIME	No. of Containers	MATRIX: 1) Drinking Water or 2) Discharge Water or 3) Ground Water (circle one)	Soil / Solid / Air / Gas	Oil / Sludge / Wipe	TCLP VOA/BNA/Pest/Herb/Metals (circle)	Volatile Organics 8260/624 (circle)	Semi-volatile Organics BNA, PAH, PNA 8270/625 (circle)	Chlorinated Pesticides 8081/608 (circle)	Organophosphorous Pesticides 8270	PCBs/8082/608/screen (circle)	Herbicides 8151	BTEX 8021/602/8260/MTBE (circle)	TVPH 8015mod. / 8260 (circle)	TEPH 8015mod. (Diesel)	Total Metals - DW / NPDES / SW846 (circle & list metals below)	Dissolved Metals - DW / SW846 (circle & list metals below)	Oil & Grease 1664 / 9071 (circle)	TRPH 418.1	Anions 300.0 (circle below)	Major Cations	Total Alkalinity	TDS / Conductivity	Dissolved Methane	Sulfide	For Laboratory Use Only
(9)	PS-MW11S	9/10/08	16:30	10					X									X				X	X	X	X	X	X	

0809093

Table 2 - Aqueous Sample Collection, Handling, and Analysis Summary

Analyte Class	Analysis	Method	Reporting Limit	Holding Time	Bottle and Preservation
Organics	Volatile Organics (including BTEX)	SW8260M extended	Varies by analyte	14 days	3 x 40 ml glass vial, pH < 2 with HCl, ≤6°C
	Methane	RSK-175	1.0 mg/l	7 days	3 x 40 ml glass vial. ≤6°C
Trace and Other Metals	Arsenic, dissolved	SW6020	0.002 mg/l	6 months	field-filtered into 1 L poly bottle, pH < 2 with HNO_3, ≤6°C
	Barium, dissolved		0.025 mg/l		
	Boron, dissolved		0.2 mg/l		
	Cadmium, dissolved		0.001 mg/l		
	Chromium, dissolved		0.005 mg/l		
	Copper, dissolved		0.025 mg/l		
	Lead, dissolved		0.005 mg/l		
	Selenium, dissolved		0.005 mg/l		
	Silver, dissolved		0.002 mg/l		
Major Cations	Calcium, dissolved	SW6010B	0.387 mg/l		
	Iron, dissolved		0.07 mg/l		
	Magnesium, dissolved		0.15 mg/l		
	Manganese, dissolved		0.005 mg/l		
	Potassium, dissolved		0.34 mg/l		
	Sodium, dissolved		0.4 mg/l		
Major Anions	Bromide	EPA 300.0	0.2 mg/l	28 days	1 L poly bottle, ≤6°C
	Chloride		0.5 mg/l		
	Sulfate		0.5 mg/l		
	Nitrite + Nitrate as N		0.061 mg/l		
	Fluoride	SM4500-F C	0.2 mg/l	28 days	
	Bicarbonate alkalinity	SM2320B	5 mg/l	14 days	
	Carbonate alkalinity		5 mg/l		
	Hydroxide alkalinity		5 mg/l		

Filter & Preserve @ lab. Run for Dissolved as stated.

0809093

Analyte Class	Analysis	Method	Reporting Limit	Holding Time	Bottle and Preservation
	Total alkalinity		5 mg/l		
	Total Dissolved Solids (TDS)	EPA 160.1	10 mg/l	7 days	
	Sulfide	SM4500-S C/F	0.5 mg/l	7 days	5 ml of 10N Zinc acetate, pH > 9 with NaOH ≤6°C
Other Parameters	Conductivity	SM2510B	1 mmhos/cm	48 hours	≤6°C
	Cation/Anion Charge Balance	SM1030F (calculation)	NA	NA	NA

SW = Test Methods for Evaluating Solid Waste, Physical/Chemical Methods, USEPA Office of Solid Waste (SW-846), including all updates.
SM = Standard Methods for the Examination of Water and Wastewater, 20th Edition, EPA.
EPA = Methods for the Chemical Analysis of Water and Wastewater (MCAWW), 1983, EPA
NA = Not applicable

CONDITION OF SAMPLE UPON RECEIPT FORM

Paragon Analytics

Client: URS

Workorder No: 0809093

Project Manager: DF

Initials: CT

Date: 9-12-08

1. Does this project require any **special handling** in addition to standard Paragon procedures?		YES	(NO)
2. Are custody **seals** on **shipping containers** intact?	NONE	(YES)	NO
3. Are Custody seals on **sample containers** intact?	(NONE)	YES	NO
4. Is there a **COC (Chain-of-Custody) present** or other representative documents?		(YES)	NO
5. Are the **COC and bottle labels complete and legible**?		(YES)	NO
6. Is the **COC in agreement** with samples received? (IDs, dates, times, no. of samples, no. of containers, matrix, requested analyses, etc.)		YES	(NO)
7. Were **airbills / shipping documents** present and/or removable?	DROP OFF	(YES)	NO
8. Are all aqueous **samples requiring preservation preserved correctly?** (excluding volatiles)	N/A	YES	(NO)
9. Are all aqueous **non-preserved samples pH 4-9**?	N/A	(YES)	NO
10. Is there **sufficient sample** for the requested analyses?		(YES)	NO
11. Were all samples placed in the **proper containers** for the requested analyses?		(YES)	NO
12. Are all samples within **holding times** for the requested analyses?		(YES)	NO
13. Were all sample containers received **intact**? (not broken or leaking, etc.)		(YES)	NO
14. Are all samples requiring **no** headspace (**VOC, GRO, RSK/MEE, Rx CN/S, radon**) headspace free? **Size of bubble**: ____ < green pea ____ > green pea	N/A	YES	(NO)
15. Do perchlorate LCMS-MS samples **have** headspace? (at least 1/3 of container required)	(N/A)	YES	NO
16. Were samples checked for and free from the presence of **residual chlorine?** (Applicable when PM has indicated samples are from a chlorinated water source; note if field preservation with sodium thiosulfate was not observed.)	(N/A)	YES	NO
17. Were the samples **shipped on ice**?		(YES)	NO
18. Were cooler temperatures measured at 0.1-6.0°C? **IR gun used*:** #2 (#4)	RAD ONLY	(YES)	NO

Cooler #:	1	2							
Temperature (°C):	3.8	2.6							
No. of custody seals on cooler:	1	1							
DOT Survey/ Acceptance Information — External µR/hr reading:	13	13							
Background µR/hr reading:	13								

Were external µR/hr readings ≤ two times background and within DOT acceptance criteria? (YES) / NO / NA (If no, see Form 008.)

Additional Information: PROVIDE DETAILS BELOW FOR A NO RESPONSE TO ANY QUESTION ABOVE, EXCEPT #1 AND #16.

PS-MW12D - Time on label: 1040 ~~ft~~ CT 9.12.08 sulfide bottles pH 7 (All)

PS-MW07S - ↓ 11:00

PS-MW07S Dup ↓ 11:00 PS-MW07D - 1 bottle for Anions + metals

PS-MW10D - ↓ 15:05

If applicable, was the client contacted? (YES) NO / NA Contact: Shari O'Connor Date/Time: 9/12/08 login report

Project Manager Signature / Date: Debbie Fazio 9/12/08

*IR Gun #2: Oakton, SN 29922500201-0066

*IR Gun #4: Oakton, SN 2372220101-0002

CONDITION OF SAMPLE UPON RECEIPT FORM

Paragon Analytics

Client: URS

Workorder No: 0809093

Project Manager: DF

Initials: CT

Date: 9-12-08

Additional Information:

Paragon to filter + preserve metals

Sample - 5 logged for full anim suite on associated table

No further preservation done to sulfide bottles as directed by URS

Headspace:

Paragon Sample ID	Client Sample ID	Requested Analyses	Temperature °C	Cooler Number
0809093-1-1				
-3-1	< green pea			
-4-1				
-4-4				
-5-4	> green pea			
-7-1				
-7-2				
-7-3	< green pea			
-8-7				
-8-12				
-8-15				

If applicable, was the client contacted? YES / NO / NA Contact: Sheri O'Connor Date/Time: 9/12/08 Login report

Project Manager Signature / Date: Debbie Fazio 9/12/08

0809093

FedEx Express US Airbill — FedEx Tracking Number 8662 6664 0715

RECIPIENT: PEEL HERE

1 From This portion can be removed for Recipient's records.

Date 9/11/08 FedEx Tracking Number 866266640715

Sender's Name Kris Powe Phone 970 243-2271

Company HRL COMPLIANCE SOLUTIONS

Address 216 NORTH AVE STE 1 Dept./Floor/Suite/Room 13

City GRAND JUNCTION State CO ZIP 81501

2 Your Internal Billing Reference 1-

3 To

Recipient's Name Sample Receiving Phone 970 493-1511

Company Paragon Analytics, Inc 2.00

Recipient's Address 225 Commerce Drive Dept./Floor/Suite/Room

We cannot deliver to P.O. boxes or P.O. ZIP codes.

Address

To request a package be held at a specific FedEx location, print FedEx address here.

City Fort Collins State CO ZIP 80524

0384077083

8662 6664 0715

4a

4b

5 Envelope* — Includes FedEx Small Pak, FedEx Large Pak, and FedEx Sturdy Pak. — Box — FedEx Tube — Other

6 Special Handling — Include FedEx address in

SATURDAY Delivery — Not available for FedEx Standard Overnight, FedEx First Overnight, FedEx Express Saver, or FedEx 3Day Freight.

HOLD Weekday at FedEx Location — Not available for FedEx First Overnight.

Does this shipment contain dangerous goods? One box must be checked.

No — Yes: As per attached Shipper's Declaration. — Yes: Shipper's Declaration not required. — Dry Ice: Dry Ice, 9, UN 1845 — Cargo Aircraft Only

Dangerous goods (including dry ice) cannot be shipped in FedEx packaging.

7 Payment Bill to: Enter FedEx Acct. No. or Credit Card No. below. — Obtain Recip. Acct. No.

Sender Acct. No. in Section 1 will be billed. — Recipient — Third Party — Credit Card — Cash/Check

Total Packages 2 — Total Weight

†Our liability is limited to $100 unless you declare a higher value. See the current FedEx Service Guide.

Credit Card Auth

fedex.com 1.800.GoFedEx 800.463.3339

Part # 156297-435 RIT 08/08

FedEx 0001/0002 FRI - 12 SEP AA
PRIORITY OVERNIGHT

TRK# 0215 8662 6664 0715

MASTER

80524 CO-US DEN

72 FTCA

emp# 439253 11SEP08 17:45

Part # 156297

FedEx MPS 11SEP 17:42 Pcs: 2 1 of 1 Emp#: 439253 Rt#: STA

866266640715

MASTER TRK#:

0809093

FedEx 0002/0002 FRI - 12 SEP AA
PRIORITY OVERNIGHT

MPS# 0681 7955 1949 1485
Mstr# 8662 6664 0715 0215

80524
CO-US
DEN

72 FTCA

emp# 439253 11SEP08 17:45

13 1

3.8°C

RT 611 A
FZ 1485
09.12

Part # 156297-435 RIT 08/08

0809093

FedEx Express *US Airbill*

FedEx Tracking Number 8662 6664 0715

1 From This portion can be removed for Recipient's records.

Date FedEx Tracking Number 866266640715

Sender's Name Phone

Company

Address Dept./Floor/Suite/Room

City State ZIP

13

1-

2 Your Internal Billing Reference

3 To

Recipient's Name Phone

Company

2.60

Recipient's Address Dept./Floor/Suite/Room

We cannot deliver to P.O. boxes or P.O. ZIP codes.

Address

To request a package be held at a specific FedEx location, print FedEx address here.

City State ZIP

RECIPIENT: PEEL HERE

8662 6664 0715

4a

4b

*Call

5

Envelope* Includes FedEx Small Pak, FedEx Large Pak, and FedEx Sturdy Pak. Box FedEx Tube Other

6 Special Handling Include FedEx address in 5. *Declared value limit $500

SATURDAY Delivery Not available for FedEx Standard Overnight, FedEx First Overnight, FedEx Express Saver, or FedEx 3Day Freight.

HOLD Weekday at FedEx Location Not available for FedEx First Overnight.

Available Overnight on to select local Priority

Does this shipment contain dangerous goods? One box must be checked.

No Yes As per attached Shipper's Declaration. Yes Shipper's Declaration not required. Dry Ice Dry ice, 9, UN 1845 ____ x ____

Dangerous goods (including dry ice) cannot be shipped in FedEx packaging. Cargo Aircraft Only

7 Payment *Bill to:* Enter FedEx Acct. No. or Credit Card No. below. Obtain Recip. Acct. No.

Sender Acct. No. in Section 1 will be billed. Recipient Third Party Credit Card Cash/Check

[redacted]

Total Packages **Total Weight** [redacted] Credit Card Auth.

†Our liability is limited to $100 unless you declare a higher value. See the current FedEx ...

fedex.com 1.800.GoFedEx 1.800.463.3339

Part # 156297-435 RIT 08/08

FedEx 0001/0002 FRI - 12 SEP AA

PRIORITY OVERNIGHT

TRK# 0215 8662 6664 0715

MASTER

80524

CO-US

DEN

72 FTCA

emp# 439253 11SEP08 17:45

Pcs: 2 1 of 1

FedEx MPS 11SEP 17:42 Emp#: 439253 Rt#: STA

866266640715

MASTER TRK#:

Part # 156259

Paragon Analytics

Dissolved Gasses Case Narrative

URS

Prather Phase 1 Investigation

Order Number - 0809093

1. This report consists of 9 water samples. The samples were received cool and intact by Paragon on 09/12/08.

   All samples were free of headspace prior to analysis.

   All samples had a pH < 2 at the time of analysis.

2. These samples were prepared and analyzed according to method RSK-175 procedures and PA SOP449R0.

3. The preparation batch included a method blank, laboratory control sample, laboratory control sample duplicate, sample duplicate, and matrix spike. The following is a list of samples used for the matrix QC:

Sample ID	QC Type	Batch ID
0809093-8	MS	HC080912-1
0809093-8	DUP	HC080912-1

   Similarity of matrix and therefore relevance of the QC results should not be automatically inferred for any sample other than the native sample selected for QC.

4. All preparation QC results were within the acceptance criteria.

5. All samples are associated with one or more of the following analytical QC: initial calibrations, initial calibration verifications (ICV), and continuing calibration verifications (CCV).

6. All analytical QC were within the acceptance criteria.

7. Sample dilutions were not required for the requested analyses.

8. The samples were prepared and analyzed within the established holding times.

9. Manual integrations are performed when needed to provide consistent and defensible data following the guidelines in Paragon Analytics Standard Operating Procedure 939 Revision 3. Whenever manual integrations are performed, before and after chromatograms of the peak that was manually integrated are included in the report along with the reason re-integration was necessary.

The data contained in the following report have been reviewed and approved by the personnel listed below. In addition, Paragon Analytics certifies that the analyses reported herein are true, complete and correct within the limits of the methods employed.

Megan Johnson

Megan Johnson
Organics Primary Data Reviewer

9/19/08
Date

Joe Nolte

Organics Final Data Reviewer

9.19.08
Date

Paragon Analytics
Data Qualifier Flags
Chromatography and Mass Spectrometry

U or ND:	**This flag indicates that the compound was analyzed for but not detected.**
J:	**This flag indicates an estimated value. This flag is used as follows: (1) when estimating a concentration for tentatively identified compounds (TICs) where a 1:1 response is assumed; (2) when the mass spectral and retention time data indicate the presence of a compound that meets the volatile and semivolatile GC/MS identification criteria, and the result is less than the reporting limit (RL) but greater than the method detection limit (MDL); (3) when the retention time data indicate the presence of a compound that meets the GC identification criteria, and the result is less than the RL but greater than the MDL; and (4) the reported value is estimated.**
B:	**This flag is used when the analyte is detected in the associated method blank as well as in the sample. It indicates probable blank contamination and warns the data user. This flag shall be used for a tentatively identified compound (TIC) as well as for a positively identified target compound.**
E:	**This flag identifies compounds whose concentration exceeds the upper level of the calibration range.**
A:	**This flag indicates that a tentatively identified compound is a suspected aldol-condensation product.**
X:	**This flag indicates that the analyte was diluted below an accurate quantitation level.**
***:**	**This flag indicates that a spike recovery is equal to or outside the control criteria used.**
+:	**This flag indicates that the relative percent difference (RPD) equals or exceeds the control criteria.**

Paragon Analytics

Sample Number(s) Cross-Reference Table

Paragon OrderNum: 0809093
Client Name: URS
Client Project Name: Prather Phase 1 Investigation
Client Project Number:
Client PO Number: Prather-2008

Client Sample Number	Lab Sample Number	COC Number	Matrix	Date Collected	Time Collected
PS-MW12D	0809093-1		WATER	10-Sep-08	10:10
PS-MW13D	0809093-2		WATER	10-Sep-08	10:45
PS-MW07S	0809093-3		WATER	10-Sep-08	11:45
PS-MW07S Dup	0809093-4		WATER	10-Sep-08	11:45
PS-MW07D	0809093-5		WATER	10-Sep-08	13:00
PS-MW09S	0809093-6		WATER	10-Sep-08	13:45
PS-MW10S	0809093-7		WATER	10-Sep-08	14:40
PS-MW10D	0809093-8		WATER	10-Sep-08	15:15
PS-MW11S	0809093-9		WATER	10-Sep-08	16:30

0809093

CHAIN OF CUSTODY RECORD / ANALYTICAL SERVICES AGREEMENT **

Evergreen Analytical Laboratory Inc.

4036 Youngfield St.
Wheat Ridge, Colorado 80033
(303) 425-6021
FAX (303) 425-6854
(877) 737-4521
info@evergreenanalytical.com

CLIENT INFORMATION

Mail **Original** Report to: URS Corporation
Attn ~~8181 East Tufts Avenue~~ Mark Leworsen
Address 8181 East Tufts Avenue
City Denver State CO Zip 80237
Tel # 303-694-2770 Fax # 303-930-6040 E-mail Mark_Leworsen@URSCorp.com

REPORT ALSO BY ☒ FAX ☒ PDF ☒ EDD

REPORT CHROMATOGRAMS ☐ NO (Yes)

Mail Invoice to: Same
Attn
Address
City State Zip
Tel # Fax #

Project ID# Prather Phase I Investigation
P.O. Quote
Sampler MEM

NOTE: *Identify Known Hazards Below*

CONFIRMATION OF SAMPLE RECEIPT REQUIRED? ☐ YES

Report Results by: (Date)*
Standard 2 working weeks ☐
UST Analyses per Fee Schedule ☐
* Rush: ☐ less than 24 hrs, 150% ☐ 1 - 2 work days, 100%
☒ 3 - 5 work days, 50% ☐ 6 - 9 work days, 25%
*Subject to surcharge & exceptions noted in fee schedule.

	SAMPLE IDENTIFICATION	DATE SAMPLED	TIME	No. of Containers	MATRIX: 1) Drinking Water or 2) Discharge Water or 3) Ground Water (circle one)	Soil / Solid / Air / Gas	Oil / Sludge / Wipe	TCLP VOA/BNA/Pest/Herb/Metals (circle)	Volatile Organics 8260/624 (circle)	Semi-volatile Organics BNA, PAH, PNA 8270/625 (circle)	Chlorinated Pesticides 8081/608 (circle)	Organophosphorous Pesticides 8270	PCBs/8082/608/screen (circle)	Herbicides 8151	BTEX 8021/602/8260/MTBE (circle)	TVPH 8015mod. / 8260 (circle)	TEPH 8015mod. (Diesel)	Total Metals - DW / NPDES / SW846 (circle & list metals below)	Dissolved Metals - DW / SW846 (circle & list metals below)	Oil & Grease 1664 / 9071 (circle)	TRPH 418.1	Anions 300.0 (circle below)	Major Cations	Total Alkinity	TDS / conductivity	Dissolved Methane	Sulfide	For Laboratory Use Only
1	PS-MW12D	9/10/08	10:10	10					X									X				X	X	X	X	X	X	
2	PS-MW13D		10:45	10					X									X				X	X	X	X	X	X	
3	PS-MW07S		11:45	10					X									X				X	X	X	X	X	X	
4	PS-MW07S Dup		11:45	10					X									X				X	X	X	X	X	X	
5	PS-MW07D		13:00	7					X									X				X				X		
6	PS-MW09S		13:45	10					X									X				X	X	X	X	X	X	
7	PS-MW10S		14:40	10					X									X				X	X	X	X	X	X	
8	PS-MW10D		15:15	10					X									X				X	X	X	X	X	X	
	PS-MW10D-MS		15:15	10					X									X				X	X	X	X	X	X	
	PS-MW10D-MSD		15:15	10					X									X				X	X	X	X	X	X	
	Sample Fraction																											

Instructions: Run Extended 8260 Suite, Trace Metals/Cations on non-preserved and non-filtered - Dist lab for Dissolved. See attached Sheet for Analysis Required.

** **Important Note:** See reverse side for Terms and Conditions.

Anions: Bromide, Chloride, Nitrate, Nitrite, O-Phosphate, Sulfate (Circle)

Relinquished by: (*Signature*)	Date/Time	Received by: (*Signature*)	Date/Time	Relinquished by: (*Signature*)	Date/Time	Received by: (*Signature*)	Date/Time
[signature]	9/11/08 17:00	Cheryl Trumble	9-12-08 955				

0809093

CHAIN OF CUSTODY RECORD / ANALYTICAL SERVICES AGREEMENT **

Evergreen Analytical Laboratory Inc.

4036 Youngfield St.
Wheat Ridge, Colorado 80033
(303) 425-6021
FAX (303) 425-6854
(877) 737-4521
info@evergreenanalytical.com

CLIENT INFORMATION

Mail **Original** Report to: URS Corporation
Attn Mark Levorsen
Address 8181 East Tufts Avenue
City Denver State CO Zip 80237
Tel # 303-694-2770 Fax # 303-930-6060 E-mail Mark_Levorsen@URSCorp.com

REPORT ALSO BY ☒ FAX ☒ PDF ☒ EDD

REPORT CHROMATOGRAMS ❑ NO (Yes)

Mail Invoice to: Same
Attn
Address
City State Zip
Tel # Fax #

Project ID# Prather ~~Spring~~ Phase I Inv.
P.O. Quote
Sampler MEM, KHB

NOTE: *Identify Known Hazards Below*

Report Results by: (Date)*
Standard 2 working weeks ❑
UST Analyses per Fee Schedule ❑
* Rush: ❑ less than 24 hrs, 150% ❑ 1 - 2 work days, 100%
☒ 3 - 5 work days, 50% ❑ 6 - 9 work days, 25%
*Subject to surcharge & exceptions noted in fee schedule.

CONFIRMATION OF SAMPLE RECEIPT REQUIRED? ❑ YES

	SAMPLE IDENTIFICATION	DATE SAMPLED	TIME	No. of Containers	MATRIX: 1) Drinking Water or 2) Discharge Water or 3) Ground Water (circle one)	Soil / Solid / Air / Gas	Oil / Sludge / Wipe	TCLP VOA/BNA/Pest/Herb/Metals (circle)	Volatile Organics 8260/624 (circle)	Semi-volatile Organics BNA, PAH, PNA 8270/625 (circle)	Chlorinated Pesticides 8081/608 (circle)	Organophosphorous Pesticides 8270	PCBs/8082/608/screen (circle)	Herbicides 8151	BTEX 8021/602/8260/MTBE (circle)	TVPH 8015mod. / 8260 (circle)	TEPH 8015mod. (Diesel)	Total Metals - DW / NPDES / SW846 (circle & list metals below)	Dissolved Metals - DW / SW846 (circle & list metals below)	Oil & Grease 1664 / 9071 (circle)	TRPH 418.1	Anions 300.0 (circle below)	Major Cations	Total Alkalinity	TDS / Conductivity	Dissolved Methane	Sulfide		For Laboratory Use Only
9	PS-MW11S	9/10/08	16:30	10					X									X				X	X	X	X	X	X		
	Sample Fraction																												

Instructions: Run Extended 8260 suite - Trace Metals/Cations are non preserved & non-filtered - lab needs to filter & preserve and run for dissolved See attached sheet for analysis Required.

** **Important Note:** See reverse side for Terms and Conditions.

Anions: Bromide, Chloride, Nitrate, Nitrite, O-Phosphate, Sulfate (Circle)

For Laboratory Use Only:
W.O. #
B.O.F. #
C/S (O) /
C/S (I) /
Temp. °C / Ice
Seals Present Y / N / NA
Samples Pres. Y / N / NA
Headspace Y / N / NA
By /

Relinquished by: (Signature)	Date/Time	Received by: (Signature)	Date/Time	Relinquished by: (Signature)	Date/Time	Received by: (Signature)	Date/Time
MEM	9/11/08 17:00	Cheryl Trumble	9-12-08 955				

6

0809093

Table 2 - Aqueous Sample Collection, Handling, and Analysis Summary

Analyte Class	Analysis	Method	Reporting Limit	Holding Time	Bottle and Preservation
Organics	Volatile Organics (including BTEX)	SW8260M extended	Varies by analyte	14 days	3 x 40 ml glass vial, pH < 2 with HCl, ≤6°C
	Methane	RSK-175	1.0 mg/l	7 days	3 x 40 ml glass vial. ≤6°C
Trace and Other Metals	Arsenic, dissolved	SW6020	0.002 mg/l	6 months	field-filtered into 1 L poly bottle, pH < 2 with HNO_3, ≤6°C
	Barium, dissolved		0.025 mg/l		
	Boron, dissolved		0.2 mg/l		
	Cadmium, dissolved		0.001 mg/l		
	Chromium, dissolved		0.005 mg/l		
	Copper, dissolved		0.025 mg/l		
	Lead, dissolved		0.005 mg/l		
	Selenium, dissolved		0.005 mg/l		
	Silver, dissolved		0.002 mg/l		
Major Cations	Calcium, dissolved	SW6010B	0.387 mg/l		
	Iron, dissolved		0.07 mg/l		
	Magnesium, dissolved		0.15 mg/l		
	Manganese, dissolved		0.005 mg/l		
	Potassium, dissolved		0.34 mg/l		
	Sodium, dissolved		0.4 mg/l		
Major Anions	Bromide	EPA 300.0	0.2 mg/l	28 days	1 L poly bottle, ≤6°C
	Chloride		0.5 mg/l		
	Sulfate		0.5 mg/l		
	Nitrite + Nitrate as N		0.061 mg/l		
	Fluoride	SM4500-F C	0.2 mg/l	28 days	
	Bicarbonate alkalinity	SM2320B	5 mg/l	14 days	
	Carbonate alkalinity		5 mg/l		
	Hydroxide alkalinity		5 mg/l		

Filter & Preserve @ lab. Run for Dissolved as stated.

0809093

Analyte Class	Analysis	Method	Reporting Limit	Holding Time	Bottle and Preservation
	Total alkalinity		5 mg/l		
	Total Dissolved Solids (TDS)	EPA 160.1	10 mg/l	7 days	
	Sulfide	SM4500-S C/F	0.5 mg/l	7 days	5 ml of 10N Zinc acetate, pH > 9 with NaOH ≤6°C
Other Parameters	Conductivity	SM2510B	1 mmhos/cm	48 hours	≤6°C
	Cation/Anion Charge Balance	SM1030F (calculation)	NA	NA	NA

SW = Test Methods for Evaluating Solid Waste, Physical/Chemical Methods, USEPA Office of Solid Waste (SW-846), including all updates.

SM = Standard Methods for the Examination of Water and Wastewater, 20th Edition, EPA.

EPA = Methods for the Chemical Analysis of Water and Wastewater (MCAWW), 1983, EPA

NA = Not applicable

CONDITION OF SAMPLE UPON RECEIPT FORM **Paragon Analytics**

Client: URS Workorder No: 0809093

Project Manager: DF Initials: CT Date: 9-12-08

1. Does this project require any **special handling** in addition to standard Paragon procedures?		YES	(NO)
2. Are custody **seals** on **shipping containers** intact?	NONE	(YES)	NO
3. Are Custody seals on **sample containers** intact?	(NONE)	YES	NO
4. Is there a **COC (Chain-of-Custody) present** or other representative documents?		(YES)	NO
5. Are the **COC and bottle labels complete and legible**?		(YES)	NO
6. Is the **COC in agreement** with samples received? (IDs, dates, times, no. of samples, no. of containers, matrix, requested analyses, etc.)		YES	(NO)
7. Were **airbills / shipping documents** present and/or removable?	DROP OFF	(YES)	NO
8. Are all aqueous **samples requiring preservation preserved correctly?** (excluding volatiles)	N/A	YES	(NO)
9. Are all aqueous **non-preserved samples pH 4-9**?	N/A	(YES)	NO
10. Is there **sufficient sample** for the requested analyses?		(YES)	NO
11. Were all samples placed in the **proper containers** for the requested analyses?		(YES)	NO
12. Are all samples within **holding times** for the requested analyses?		(YES)	NO
13. Were all sample containers received **intact**? (not broken or leaking, etc.)		(YES)	NO
14. Are all samples requiring **no** headspace (**VOC, GRO, RSK/MEE, Rx CN/S, radon**) headspace free? **Size of bubble**: ____ < green pea ____ > green pea	N/A	YES	(NO)
15. Do perchlorate LCMS-MS samples **have** headspace? (at least 1/3 of container required)	(N/A)	YES	NO
16. Were samples checked for and free from the presence of **residual chlorine?** (Applicable when PM has indicated samples are from a chlorinated water source; note if field preservation with sodium thiosulfate was not observed.)	(N/A)	YES	NO
17. Were the samples **shipped on ice**?		(YES)	NO
18. Were cooler temperatures measured at 0.1-6.0°C? **IR gun used*:** #2 (#4)	RAD ONLY	(YES)	NO

Cooler #:	1	2							
Temperature (°C):	3.8	2.6							
No. of custody seals on cooler:	1	1							
DOT Survey/ Acceptance Information — External µR/hr reading:	13	13							
Background µR/hr reading:	13								

Were external µR/hr readings ≤ two times background and within DOT acceptance criteria? (YES) / NO / NA (If no, see Form 008.)

Additional Information: PROVIDE DETAILS BELOW FOR A NO RESPONSE TO ANY QUESTION ABOVE, EXCEPT #1 AND #16.

PS-MW12D - Time on label: 10:40 ~~FH~~ CT 9-12-08 sulfide bottles pH 7 (All)
PS-MW07S - ↓ 11:00
PS-MW07S Dup ↓ 11:00 PS-MW07D - 1 bottle for Anions + metals
PS-MW10D - ↓ 15:05

If applicable, was the client contacted? (YES) NO / NA Contact: Shari O'Connor Date/Time: 9/12/08 Login report

Project Manager Signature / Date: Debbie Fazio 9/12/08

*IR Gun #2: Oakton, SN 29922500201-0066 *IR Gun #4: Oakton, SN 2372220101-0002

CONDITION OF SAMPLE UPON RECEIPT FORM

Paragon Analytics

Client: URS

Workorder No: 0809093

Project Manager: DF

Initials: CT

Date: 9-12-08

Additional Information:

Paragon to filter + preserve metals

Sample - 5 logged for full anim suite on associated table

No further preservation done to sulfide bottles as directed by URS

Headspace:

Paragon Sample ID	Client Sample ID	Requested Analyses	Temperature °C	Cooler Number
0809093-1-1				
-3-1	< green pea			
-4-1				
-4-4				
-5-4	>> green pea			
-7-1				
-7-2				
-7-3	< green pea			
-8-7				
-8-12				
-8-15				

If applicable, was the client contacted? YES / NO / NA Contact: Sheri O'Connor Date/Time: 9/12/08 login report

Project Manager Signature / Date: Debbie Fazio 9/12/08

0809093

FedEx Express **US Airbill** FedEx Tracking Number 8662 6664 0715

RECIPIENT: PEEL HERE

1 From This portion can be removed for Recipient's records.

Date 9/11/08 FedEx Tracking Number 866266640715

Sender's Name Kris Powe Phone 970 243-3271

Company HRL COMPLIANCE SOLUTIONS

Address 216 NORTH AVE STE 1 Dept./Floor/Suite/Room 13

City GRAND JUNCTION State CO ZIP 81501 1-

2 Your Internal Billing Reference

3 To

Recipient's Name Sample Reciving Phone 800 443-1511

Company Paragon Analytics, Inc 2.60

Recipient's Address 225 Commerce Drive Dept./Floor/Suite/Room

We cannot deliver to P.O. boxes or P.O. ZIP codes.

Address

To request a package be held at a specific FedEx location, print FedEx address here.

City Fort Collins State CO ZIP 80524

0384077053

8662 6664 0715

4a

4b

5

Envelope* Includes FedEx Small Pak, FedEx Large Pak, and FedEx Sturdy Pak. Box FedEx Tube Other

6 Special Handling Include FedEx address in

SATURDAY Delivery Not available for FedEx Standard Overnight, FedEx First Overnight, FedEx Express Saver, or FedEx 3Day Freight.

HOLD Weekday at FedEx Location Not available for FedEx First Overnight.

Overnight Priority to select locations

Does this shipment contain dangerous goods? One box must be checked.

No Yes As per attached Shipper's Declaration. Yes Shipper's Declaration not required. Dry Ice Dry Ice, 9, UN 1845 Cargo Aircraft Only

Dangerous goods (including dry ice) cannot be shipped in FedEx packaging.

7 Payment Bill to: Enter FedEx Acct. No. or Credit Card No. below. Obtain Recip. Acct. No.

Sender Acct. No. in Section 1 will be billed. Recipient Third Party Credit Card Cash/Check

Total Packages 2 Total Weight

†Our liability is limited to $100 unless you declare a higher value. See the current FedEx Service Guide for details.

Credit Card Auth

fedex.com 1.800.GoFedEx 800

Part # 156297-435 RIT 08/08

FedEx 0001/0002 FRI - 12 SEP AA
PRIORITY OVERNIGHT

TRK# 0215 8662 6664 0715

MASTER

80524 CO-US DEN

72 FTCA

emp# 439253 11SEP08 17:45

Part # 156297

FedEx MPS 11SEP 17:42 Pcs: 2 1 of 1 Emp#: 439253 Rt#: STA

866266640715

MASTER TRK#:

0809093

FedEx 0002/0002 FRI - 12 SEP AA
PRIORITY OVERNIGHT

MPS# 0681 7955 1949 1485
Mstr# 8662 6664 0715 0215

80524
CO-US
DEN

72 FTCA

emp# 439253 11SEP08 17:45

13 1-

3.8°C

RT 611 A

FZ 1485
09.12

Analytical Results

Dissolved Gasses

Method RSK175

Method Blank

Lab Name: **Paragon Analytics**
Work Order Number: 0809093
Client Name: URS
ClientProject ID: Prather Phase 1 Investigation

Lab ID: HC080912-1MB

Sample Matrix: WATER
% Moisture: N/A
Date Collected: N/A
Date Extracted: 12-Sep-08
Date Analyzed: 12-Sep-08
Prep Method: METHOD

Prep Batch: HC080912-1
QCBatchID: HC080912-1-1
Run ID: hc080912-1a
Cleanup: NONE
Basis: N/A
File Name: 00504.dat

Sample Aliquot: 38.5 ml
Final Volume: 38.5 ml
Result Units: UG/L
Clean DF: 1

CASNO	Target Analyte	DF	Result	Reporting Limit	Result Qualifier	EPA Qualifier
74-82-8	METHANE	1	1	1	U	

Data Package ID: *HC0809093-1*

METHANE

Method RSK175

Sample Results

Lab Name: Paragon Analytics
Client Name: URS
Client Project ID: Prather Phase 1 Investigation
Work Order Number: 0809093
Reporting Basis: As Received
Prep Method: METHOD
Final Volume: 38.5 ml
Matrix: WATER
Result Units: UG/L

Client Sample ID	Lab ID	Date Collected	Date Prepared	Date Analyzed	Percent Moisture	Dilution Factor	Result	Reporting Limit	Flag	Sample Aliquot
PS-MW12D	0809093-1	09/10/2008	09/12/2008	09/12/2008	N/A	1	1	1	U	38.5 ml
PS-MW13D	0809093-2	09/10/2008	09/12/2008	09/12/2008	N/A	1	11	1		38.5 ml
PS-MW07S	0809093-3	09/10/2008	09/12/2008	09/12/2008	N/A	1	2.2	1		38.5 ml
PS-MW07S Dup	0809093-4	09/10/2008	09/12/2008	09/12/2008	N/A	1	1.4	1		38.5 ml
PS-MW07D	0809093-5	09/10/2008	09/12/2008	09/12/2008	N/A	1	1	1	U	38.5 ml
PS-MW09S	0809093-6	09/10/2008	09/12/2008	09/12/2008	N/A	1	1.6	1		38.5 ml
PS-MW10S	0809093-7	09/10/2008	09/12/2008	09/12/2008	N/A	1	1	1	U	38.5 ml
PS-MW10D	0809093-8	09/10/2008	09/12/2008	09/12/2008	N/A	1	1.6	1		38.5 ml
PS-MW11S	0809093-9	09/10/2008	09/12/2008	09/12/2008	N/A	1	1	1	U	38.5 ml

Comments:

1. ND or U = Not Detected at or above the client requested detection limit.

Data Package ID: *HC0809093-1*

Supporting QA/QC Data

Dissolved Gasses

Method RSK175

Laboratory Control Sample and Laboratory Control Sample Duplicate

Lab Name: **Paragon Analytics**
Work Order Number: 0809093
Client Name: URS
ClientProject ID: Prather Phase 1 Investigation

Lab ID: HC080912-1LCS

Sample Matrix: WATER
% Moisture: N/A
Date Collected: N/A
Date Extracted: 09/12/2008
Date Analyzed: 09/12/2008
Prep Method: METHOD

Prep Batch: HC080912-1
QCBatchID: HC080912-1-1
Run ID: hc080912-1a
Cleanup: NONE
Basis: N/A
File Name: 00503.dat

Sample Aliquot: 38.5 ml
Final Volume: 38.5 ml
Result Units: UG/L
Clean DF: 1

CASNO	Target Analyte	Spike Added	LCS Result	Reporting Limit	Result Qualifier	LCS % Rec.	Control Limits
74-82-8	METHANE	140	126	1		90	80 - 120%

Lab ID: HC080912-1LCSD

Sample Matrix: WATER
% Moisture: N/A
Date Collected: N/A
Date Extracted: 09/12/2008
Date Analyzed: 09/12/2008
Prep Method: METHOD

Prep Batch: HC080912-1
QCBatchID: HC080912-1-1
Run ID: hc080912-1a
Cleanup: NONE
Basis: N/A
File Name: 00513.dat

Sample Aliquot: 38.5 ml
Final Volume: 38.5 ml
Result Units: UG/L
Clean DF: 1

CASNO	Target Analyte	Spike Added	LCSD Result	Reporting Limit	Result Qualifier	LCSD % Rec.	RPD Limit	RPD
74-82-8	METHANE	140	130	1		93	25	3

Data Package ID: *HC0809093-1*

Dissolved Gasses

Method RSK175

Matrix Spike

Lab Name: **Paragon Analytics**
Work Order Number: 0809093
Client Name: URS
ClientProject ID: Prather Phase 1 Investigation

Field ID: PS-MW10D
LabID: 0809093-8MS

Sample Matrix: WATER
% Moisture: N/A
Date Collected: 10-Sep-08
Date Extracted: 12-Sep-08
Date Analyzed: 12-Sep-08

Prep Batch: HC080912-1
QCBatchID: HC080912-1-1
Run ID: hc080912-1a
Cleanup: NONE
Basis: As Received

Sample Aliquot: 38.5 ml
Final Volume: 38.5 ml
Result Units: UG/L
File Name: 00515.dat

CASNO	Target Analyte	Sample Result	Samp Qual	MS Result	MS Qual	Reporting Limit	Spike Added	MS % Rec.	Control Limits
74-82-8	METHANE	1.6		16.1		1	14	103	70 - 130%

Data Package ID: *HC0809093-1*

Dissolved Gasses

Method RSK175

Duplicate Sample Results

Lab Name: **Paragon Analytics**
Work Order Number: 0809093
Client Name: URS
ClientProject ID: Prather Phase 1 Investigation

Field ID: PS-MW10D
Lab ID: 0809093-8D

Sample Matrix: WATER
% Moisture: N/A
Date Collected: 09/10/2008
Date Extracted: 09/12/2008
Date Analyzed: 09/12/2008

Prep Batch: HC080912-1
QCBatchID: HC080912-1-1
Run ID: hc080912-1a
Cleanup: NONE
Basis: As Received
File Name: 00514.dat

Sample Aliquot: 38.5 ml
Final Volume: 38.5 ml
Result Units: UG/L
Clean DF: 1

CASNO	Target Analyte	Sample Result	Samp Qual	Duplicate Result	Dup Qual	Reporting Limit	Dilution Factor	RPD	RPD Limit
74-82-8	METHANE	1.6		1.34		1	1	21	25

Data Package ID: *HC0809093-1*

Prep Batch ID: HC080912-1

Start Date: 09/12/08
Start Time: 11:00
Prep Analyst: Dan Sheneman

End Date: 09/12/08
End Time: 13:00

Concentration Method: NONE
Extract Method: METHOD
Initial Volume Units: ml
Final Volume Units: ml

Batch Created By: dms
Date Created: 09/12/08
Time Created: 14:53
Validated By: dms
Date Validated: 09/12/08
Time Validated: 15:01

Comments:

QC Batch ID: HC080912-1-1

Lab ID	QC Type	Field ID	Matrix	Date Collected	Initial Wt/Vol	Final Wt/Vol	Cleanup Method	Cleanup DF	Order Number
HC080912-1	MB	XXXXXX	WATER	XXXXXX	38.5	38.5	NONE	1	0809093
HC080912-1	LCS	XXXXXX	WATER	XXXXXX	38.5	38.5	NONE	1	0809093
HC080912-1	LCSD	XXXXXX	WATER	XXXXXX	38.5	38.5	NONE	1	0809093
0809093-8	MS	PS-MW10D	WATER	9/10/2008	38.5	38.5	NONE	1	0809093
0809093-8	DUP	PS-MW10D	WATER	9/10/2008	38.5	38.5	NONE	1	0809093
0809093-1	SMP	PS-MW12D	WATER	9/10/2008	38.5	38.5	NONE	1	0809093
0809093-2	SMP	PS-MW13D	WATER	9/10/2008	38.5	38.5	NONE	1	0809093
0809093-3	SMP	PS-MW07S	WATER	9/10/2008	38.5	38.5	NONE	1	0809093
0809093-4	SMP	PS-MW07S Dup	WATER	9/10/2008	38.5	38.5	NONE	1	0809093
0809093-5	SMP	PS-MW07D	WATER	9/10/2008	38.5	38.5	NONE	1	0809093
0809093-6	SMP	PS-MW09S	WATER	9/10/2008	38.5	38.5	NONE	1	0809093
0809093-7	SMP	PS-MW10S	WATER	9/10/2008	38.5	38.5	NONE	1	0809093
0809093-8	SMP	PS-MW10D	WATER	9/10/2008	38.5	38.5	NONE	1	0809093
0809093-9	SMP	PS-MW11S	WATER	9/10/2008	38.5	38.5	NONE	1	0809093

QC Types

CAR	Carrier reference sample	DUP	Laboratory Duplicate
LCS	Laboratory Control Sample	LCSD	Laboratory Control Sample Duplicat
MB	Method Blank	MS	Laboratory Matrix Spike
MSD	Laboratory Matrix Spike Duplicate	REP	Sample replicate
SMP	Field Sample	SYS	Sample Yield Spike

Calibration Report

Sequence : \\gcserver\gcdata\Projects\GC9\Sequence\2008\mee041508A.seq
User : sheneman
Printed : 4/21/2008 9:45:05 AM

Instrument : GC9 (Offline)
Method Name : \\gcserver\gcdata\Projects\GC9\Method\2008\mee041508.met
Method Created : 4/15/2008 10:48:35 AM

Methane (FID 1)
Average RF: 2157.12 RF StDev: 827.791 RF %RSD: 38.3748
Scaling: None LSQ Weighting: 1/Amount Force Through Zero: Off
Replicate Mode: Replace
Fit Type: Quadratic
y = -0.0236158x^2 + 2040.31x + 479.565
Goodness of fit (r^2): 0.999996 ✓

	Level 1	Level 2	Level 3	Level 4	Level 5	Level 6
Amount	0.5598	3.4989	13.9955	139.955	1259.6	12596
Area	2143	6088	23923	264184	2563261	21950488
RF	3828.15291175 42	1739.97542084 655	1709.33514343 896	1887.63126512 537	2034.98338358 746	1742.65821317 595
Last Area Residual	-0.255495	0.749992	2.50381	10.5138	-15.2921	1.92666
Rep StDev						
Rep %RSD						
Rep 1 Area	2143	6088	23923	264184	2563261	21950488

Ethene (FID 1)
Average RF: 1251.52 RF StDev: 262.774 RF %RSD: 20.9964
Scaling: None LSQ Weighting: 1/Amount Force Through Zero: Off
Replicate Mode: Replace
Fit Type: Quadratic
y = -0.00939698x^2 + 1350.77x - 296.915
Goodness of fit (r^2): 0.999996 ✓

	Level 1	Level 2	Level 3	Level 4	Level 5	Level 6
Amount	0.9797	6.123	24.4922	244.922	2204.3	22043
Area	1681	5883	26811	305821	2966292	25205505
RF	1715.83137695 213	960.803527682 509	1094.67503940 03	1248.64803731 152	1345.68739665 063	1143.47240274 101
Last Area Residual	-0.484604	1.54774	4.42088	17.9382	-26.5502	3.41702
Rep StDev						
Rep %RSD						
Rep 1 Area	1681	5883	26811	305821	2966292	25205505

DS
4-21-08

Ethane (FID 1)
Average RF: 1778.13 RF StDev: 375.166 RF %RSD: 21.0989

Calibration Report

Sequence : \\gcserver\gcdata\Projects\GC9\Sequence\2008\mee041508A.seq
User : sheneman
Printed : 4/21/2008 9:45:05 AM

Scaling: None LSQ Weighting: 1/Amount Force Through Zero: Off
Replicate Mode: Replace
Fit Type: Quadratic
y = -0.0122508x^2 + 1943.13x - 582.244
Goodness of fit (r^2): 0.999997

	Level 1	Level 2	Level 3	Level 4	Level 5	Level 6
Amount	1.0497	6.5604	26.2416	262.416	2361.74	23617.4
Area	2519	8464	41533	474270	4570623	39053286
RF	2399.73325712	1290.16523382	1582.71599292	1807.32051120	1935.27780365	1653.57828790
	108	721	726	339	324	927
Last Area						
Residual	-0.546319	1.90477	4.56474	17.6638	-26.7199	3.40456
Rep StDev						
Rep %RSD						
Rep 1 Area	2519	8464	41533	474270	4570623	39053286

DS 4-21-08

METHANE

Method RSK175

Calibration Verifications

Lab Name: **Paragon Analytics**
Work Order Number: 0809093
Client Name: URS
ClientProject ID: Prather Phase 1 Investigation

Run ID: hc080912-1a
Result Units: UG/L

Lab ID	Verification Type	Date Analyzed	Time Analyzed	Spike Added	Result	Reporting Limit	Result Qualifier	% Rec.	Control Limits
ICV	Initial Calibration	4/15/2008	15:08	140	144	1	N/A	103	85 - 115
CCV1	Continuing Calibration	9/12/2008	12:33	140	126	1	N/A	90	85 - 115
CCV2	Continuing Calibration	9/12/2008	13:29	140	130	1	N/A	93	85 - 115
CCV3	Continuing Calibration	9/12/2008	13:55	140	131	1	N/A	93	85 - 115

Data Package ID: *HC0809093-1*

Supporting Raw Data

Dissolved Gases Sequence Log

Logbook No. / Page : 3652 / 04

ICV file # : ~~DATA SYSTEM~~ 000101 DS 4-24-8

Analytical Method : RSK-175 SOP : 449 Rev. 0

Instrument : GC9
Analyst : sheneman
(1st file) Acq. Date : 4/15/2008 2:38:07 PM
(1st file) Data P... \\gcserver\gcdata\Projects\GC9\Data\2008\mee041508\000095.dat
Sequence File : \\gcserver\gcdata\Projects\GC9\Sequence\2008\mee041508A.seq
Method Path : \\gcserver\gcdata\Projects\GC9\Method\2008\mee041508.met

QC Name	Standard ID #	Spike Volume Added (uL)
CCV	ST080415-1	1000
LCS/D	ST080415-1	1000
MS	ST080415-1	1000
ICV	ST080314-3	1000

Temperature = 22.0 C
Atmospheric Pressure = 836 mbar
Final Sample Volume = 38.5 mL
Headspace Volume = 4.0 mL

Data File	Method	Sample	RR?	Comments
000095.dat	mee041508.met	MEE 4uL 1% ST080415-1	Y / N	4uL to 4.0 mL OK
000096.dat	mee041508.met	MEE 25uL 1% ST080415-1	Y / N	25uL
000097.dat	mee041508.met	MEE 100uL 1% ST080415-1	Y / N	100uL
000098.dat	mee041508.met	MEE 1000uL 1% ST080415-1	Y / N	1000uL
000099.dat	mee041508.met	MEE 300uL 1% ST080415-2	Y / N	300uL
000100.dat	mee041508.met	MEE 3000uL 1% ST080415-2	Y / N	3000uL to 4.0 mL
000101.dat	mee041508.met	MEE ICS 1000uL 1% ST080314-3	Y / N	15:08 pass
000104.dat	mee041508.met	HC080415-1MB	Y / N	GPIB command timed out
000105.dat	mee041508.met	HC080415-LCSD	Y / N	Data file 000102 and 000103 not aquired by EZ Chrom
000106.dat	mee041508.met	0804118-1	Y / N	
0[illegible]07.dat	mee041508.met	0804118-1DUP	Y / N	
0[illegible]08.dat	mee041508.met	0804118-1MS	Y / N	△ Data file 000110 000111 & 000114 not aquired by EZ Chrom
000109.dat	mee041508.met	0804118-2	Y / N	
000112.dat	mee041508.met	0804118-3 Do not use *	Y / N	GPIB command timed out
000113.dat	mee041508.met	0804118-4 (*)	Y / N	Bad injection/vial insect 2X DNU
000115.dat	mee041508.met	* MEE CCV 1000uL 1% ST080415-1	Y / N	Carry-over / water present Re-inject
000116.dat	mee041508.met	0804118-3 interference present	Y / N	DS 4-24-08
000117.dat	mee041508.met	0804118-3	Y / N	OK
000118.dat	mee041508.met	MEE CCV 1000uL 1% ST080415-1	Y / N	17:42 pass

(0804118-3) (CCV)

* file 000112 + 000115 compromised by taking more than one aliquot from vial.

will add to SOP DS 4-24-08 — Every time an aliquot is taken the headspace contentration is compromised. DS 4-24-08

△ Software does not aquire injection unless sequence has been saved. DS 4-24-08

(*) VOA vial contained a large sediment phase. - 20-30% of vial

Dissolved Gases (RSK175) Sequence Log

Logbook No. / Page : 36521 22
ICV file # : 101

Analytical Method : RSK-175 SOP : 449r0

Instrument : GC9 Analyst : sheneman
(1st file) Acq. Date : 9/12/2008 12:28:30 PM
(1st file) Data Path : \\gcserver\gcdata\Projects\GC9\Data\2008\mee091208\00502.dat
Sequence File : \\gcserver\gcdata\Projects\GC9\Sequence\2008\mee091208.seq
Acq. Method Path : \\gcserver\gcdata\Projects\GC9\Method\2008\mee041508E.met

QC Name	Std ID #	Spike Vol. Added (uL)	Final Std Vol. (uL)
CCV (LCS)	ST080415-1	1000	38500
MS	ST080415-1	100	38500
ICV	ST080314-3	1000	38500

Temp. = 20.0 C
Atm. Pressure = 847 mbar
Final Sample Vol. = 38.50 mL
Headspace Vol. = 4.0 mL

Data File	Acq. Method	Sample	Head Space?	pH <= 2?	RR?	Comments
00502.dat	mee041508E.met	Instrument Blank	Y / N	Y / N	Y / N	<RL
00503.dat	mee041508E.met	CCS	Y / N	Y / N	Y / N	Pass
00504.dat	mee041508E.met	HC080912-1MB	Y / N	Y / N	Y / N	<RL
00505.dat	mee041508E.met	0809093-1	Y / N	Y / N	Y / N	
00506.dat	mee041508E.met	0809093-2	Y / N	Y / N	Y / N	
00507.dat	mee041508E.met	0809093-3	Y / N	Y / N	Y / N	
00508.dat	mee041508E.met	0809093-4	Y / N	Y / N	Y / N	
00509.dat	mee041508E.met	0809093-5	Y / N	Y / N	Y / N	
00510.dat	mee041508E.met	0809093-6	Y / N	Y / N	Y / N	
00511.dat	mee041508E.met	0809093-7	Y / N	Y / N	Y / N	
00512.dat	mee041508E.met	0809093-8	Y / N	Y / N	Y / N	
00513.dat	mee041508E.met	CCD	Y / N	Y / N	Y / N	Pass
00514.dat	mee041508E.met	0809093-8DUP	Y / N	Y / N	Y / N	
00515.dat	mee041508E.met	0809093-8MS	Y / N	Y / N	Y / N	
00516.dat	mee041508E.met	0809093-9	Y / N	Y / N	Y / N	
00517.dat	mee041508E.met	CCV	Y / N	Y / N	Y / N	Pass

Calibration Raw Data

MEE Quantitation Report

Paragon Analytics

Sample : MEE 4uL 1% ST080415-1
Filename : \\gcserver\gcdata\Projects\GC9\Data\2008\mee041508\000095.dat
Acquisition Date : 4/15/2008 2:38:07 PM
Quantitation Date : 4/16/2008 2:22:50 PM
Last Method Update : 4/16/2008 2:22:33 PM
Method : \\gcserver\gcdata\Projects\GC9\Method\2008\mee041508.met
Sequence : \\gcserver\gcdata\Projects\GC9\Sequence\2008\mee041508A.seq
Data Description : {Data Description}

Instrument : GC9 (Offline)
Data Acquired By : sheneman
Data Processed By : sheneman
Inj. Vol. (uL) : 0
Vial : N/A

FID 1 Results

Compound Name	RT	Expected RT	Peak Area	Integration Codes	Conc.	Conc. Units
Methane	1.70	1.70	2143	BV	0.82	ug/L
Ethene	1.90	1.90	1681	VV	1.46	ug/L
Ethane	2.02	2.00	2519	VB	1.60	ug/L

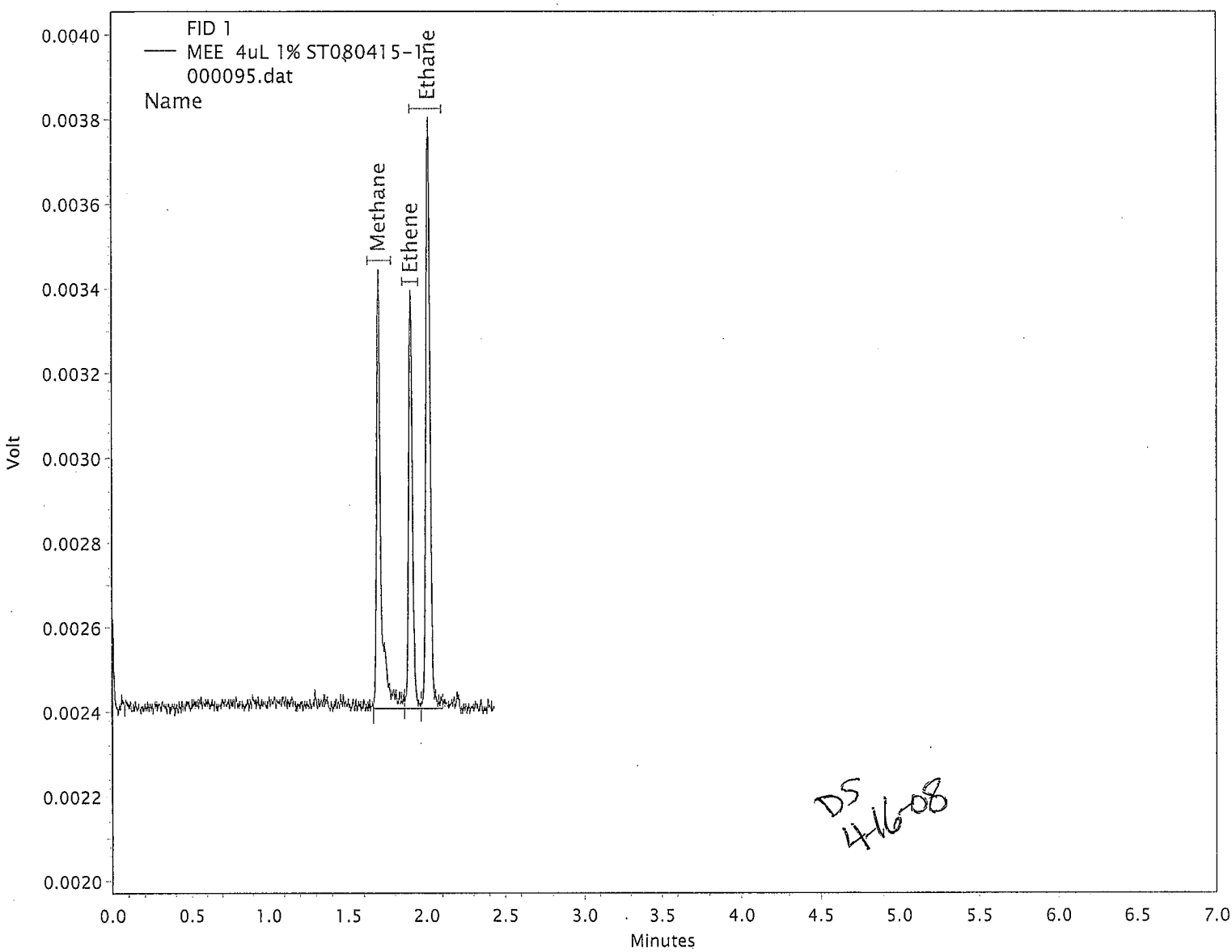

DS 4-16-08

MEE Quantitation Report

Paragon Analytics

Sample : MEE 25uL 1% ST080415-1
Filename : \\gcserver\gcdata\Projects\GC9\Data\2008\mee041508\000096.dat
Acquisition Date : 4/15/2008 2:42:12 PM
Quantitation Date : 4/16/2008 2:13:09 PM
Last Method Update : 4/16/2008 2:10:04 PM
Method : \\gcserver\gcdata\Projects\GC9\Method\2008\mee041508.met
Sequence : \\gcserver\gcdata\Projects\GC9\Sequence\2008\mee041508A.seq
Data Description : {Data Description}

Instrument : GC9 (Offline)
Data Acquired By : sheneman
Data Processed By : sheneman
Inj. Vol. (uL) : 0
Vial : N/A

FID 1 Results

Compound Name	RT	Expected RT	Peak Area	Integration Codes	Conc.	Conc. Units
Methane	1.72	1.70	6588	BB	2.96	ug/L
Ethene	1.93	1.90	6358	BB	4.88	ug/L
Ethane	2.04	2.00	8464	BB	4.66	ug/L

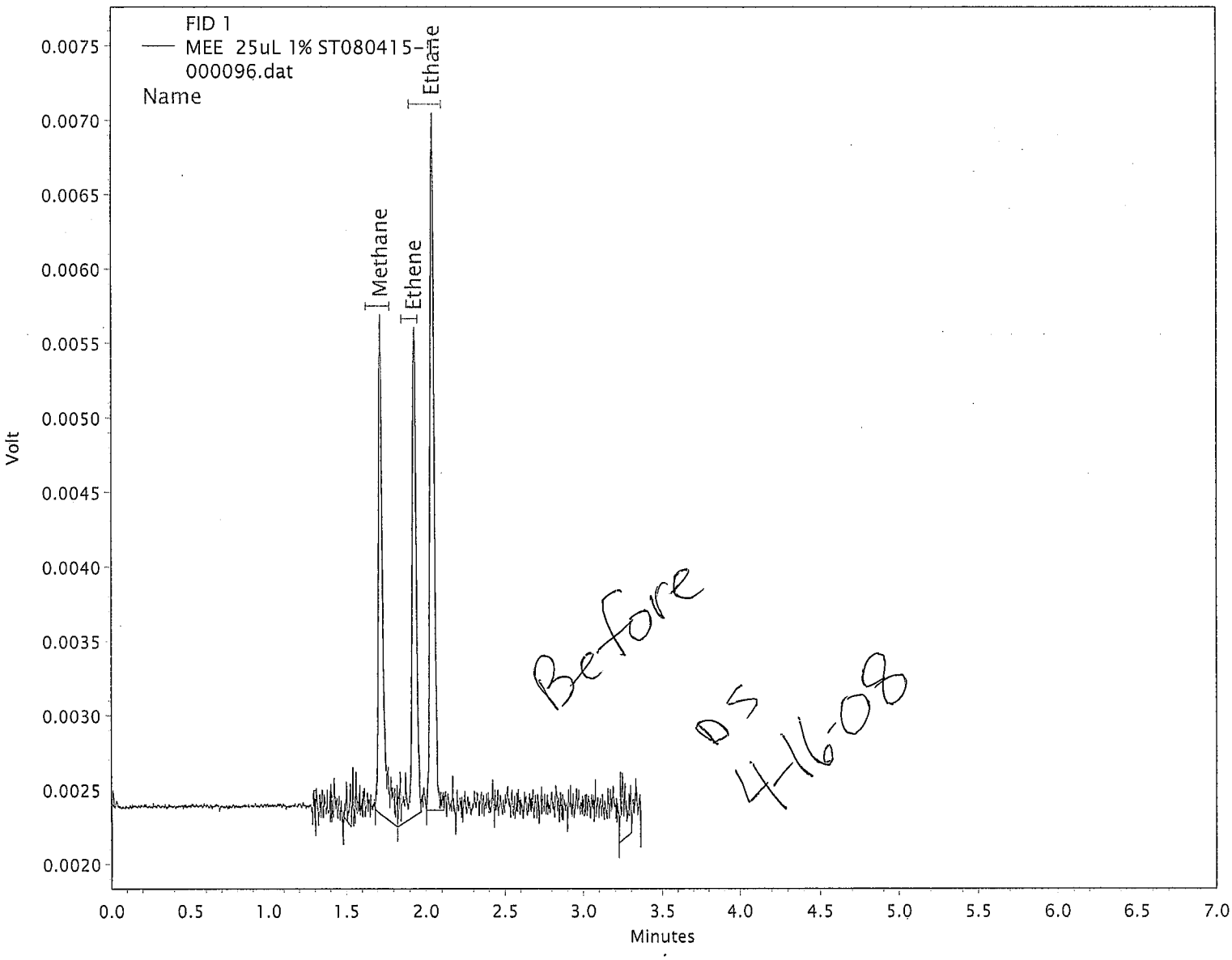

MEE Quantitation Report

Paragon Analytics

Sample : MEE 25uL 1% ST080415-1
Filename : \\gcserver\gcdata\Projects\GC9\Data\2008\mee041508\000096.dat
Acquisition Date : 4/15/2008 2:42:12 PM
Quantitation Date : 4/16/2008 2:23:23 PM
Last Method Update : 4/16/2008 2:22:33 PM
Method : \\gcserver\gcdata\Projects\GC9\Method\2008\mee041508.met
Sequence : \\gcserver\gcdata\Projects\GC9\Sequence\2008\mee041508A.seq
Data Description : {Data Description}

Instrument : GC9 (Offline)
Data Acquired By : sheneman
Data Processed By : sheneman
Inj. Vol. (uL) : 0
Vial : N/A

FID 1 Results

Compound Name	RT	Expected RT	Peak Area	Integration Codes	Conc.	Conc. Units
Methane	1.72	1.70	6088	mm ✓	2.75	ug/L
Ethene	1.93	1.90	5883	mm ✓	4.58	ug/L
Ethane	2.04	2.00	8464	BB	4.66	ug/L

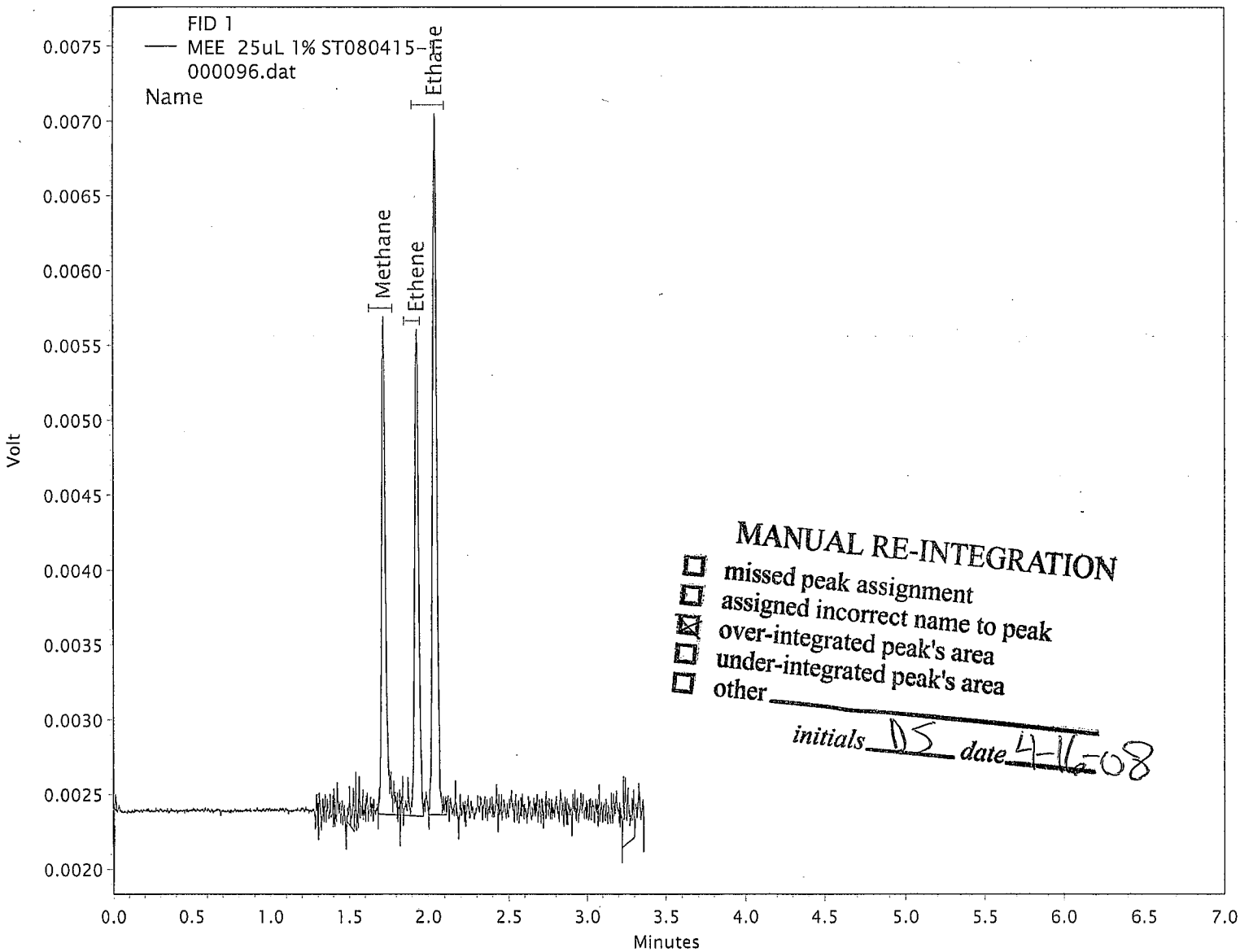

MANUAL RE-INTEGRATION
☐ missed peak assignment
☐ assigned incorrect name to peak
☒ over-integrated peak's area
☐ under-integrated peak's area
☐ other _____
initials DS *date* 4-16-08

MEE Quantitation Report

Paragon Analytics

Sample : MEE 100uL 1% ST080415-1
Filename : \\gcserver\gcdata\Projects\GC9\Data\2008\mee041508\000097.dat
Acquisition Date : 4/15/2008 2:48:26 PM
Quantitation Date : 4/16/2008 2:23:36 PM
Last Method Update : 4/16/2008 2:22:33 PM
Method : \\gcserver\gcdata\Projects\GC9\Method\2008\mee041508.met
Sequence : \\gcserver\gcdata\Projects\GC9\Sequence\2008\mee041508A.seq
Data Description : {Data Description}

Instrument : GC9 (Offline)
Data Acquired By : sheneman
Data Processed By : sheneman
Inj. Vol. (uL) : 0
Vial : N/A

FID 1 Results

Compound Name	RT	Expected RT	Peak Area	Integration Codes	Conc.	Conc. Units
Methane	1.71	1.70	23923	BB	11.49	ug/L
Ethene	1.92	1.90	26811	BV	20.07	ug/L
Ethane	2.03	2.00	41533	VB	21.68	ug/L

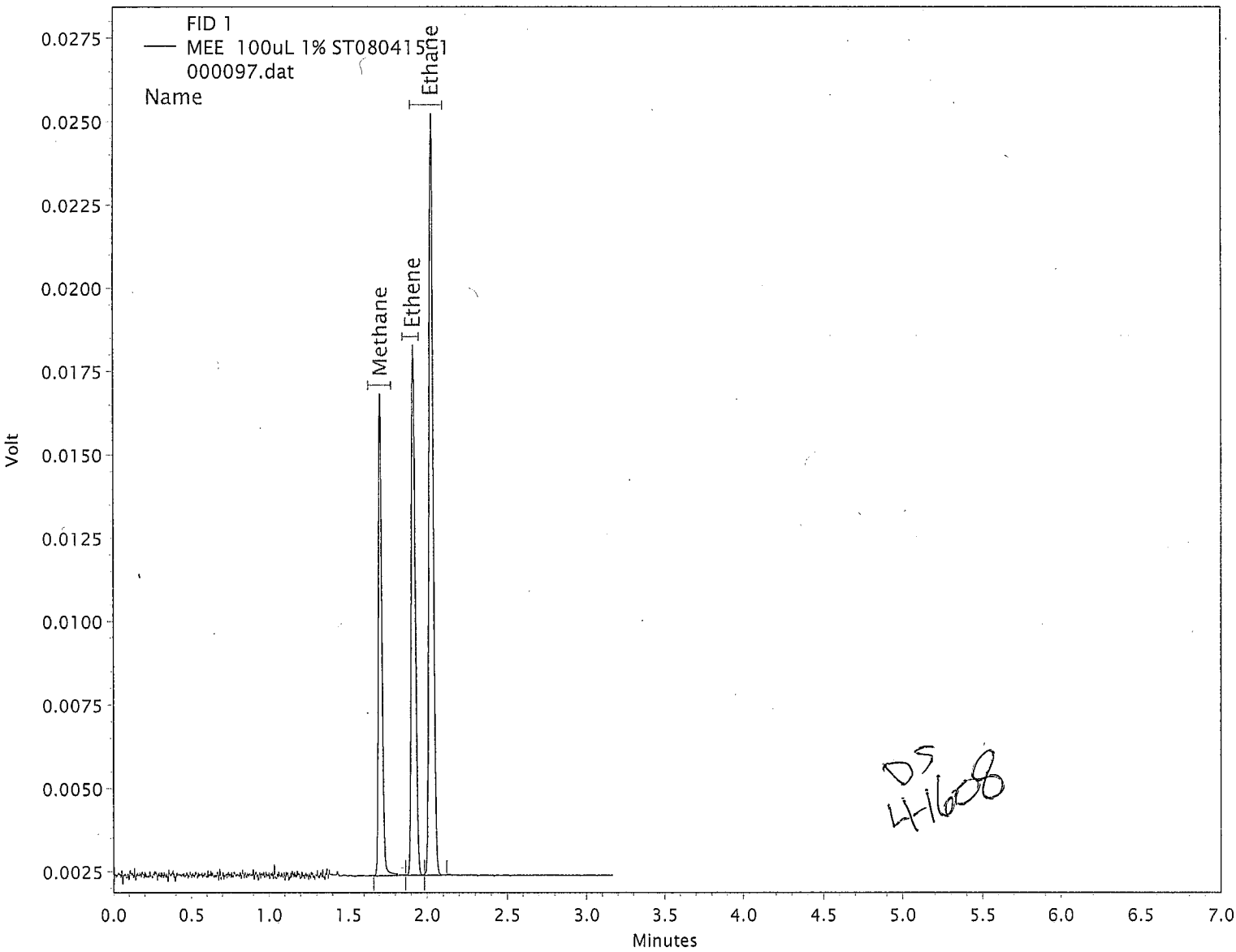

DS 4/16/08

MEE Quantitation Report

Paragon Analytics

Sample : MEE 1000uL 1% ST080415-1
Filename : \\gcserver\gcdata\Projects\GC9\Data\2008\mee041508\000098.dat
Acquisition Date : 4/15/2008 2:53:06 PM
Quantitation Date : 4/16/2008 2:23:48 PM
Last Method Update : 4/16/2008 2:22:33 PM
Method : \\gcserver\gcdata\Projects\GC9\Method\2008\mee041508.met
Sequence : \\gcserver\gcdata\Projects\GC9\Sequence\2008\mee041508A.seq
Data Description : {Data Description}

Instrument : GC9 (Offline)
Data Acquired By : sheneman
Data Processed By : sheneman
Inj. Vol. (uL) : 0
Vial : N/A

FID 1 Results

Compound Name	RT	Expected RT	Peak Area	Integration Codes	Conc.	Conc. Units
Methane	1.71	1.70	264184	BB	129.44	ug/L
Ethene	1.92	1.90	305821	BB	226.98	ug/L
Ethane	2.03	2.00	474270	BR	244.75	ug/L

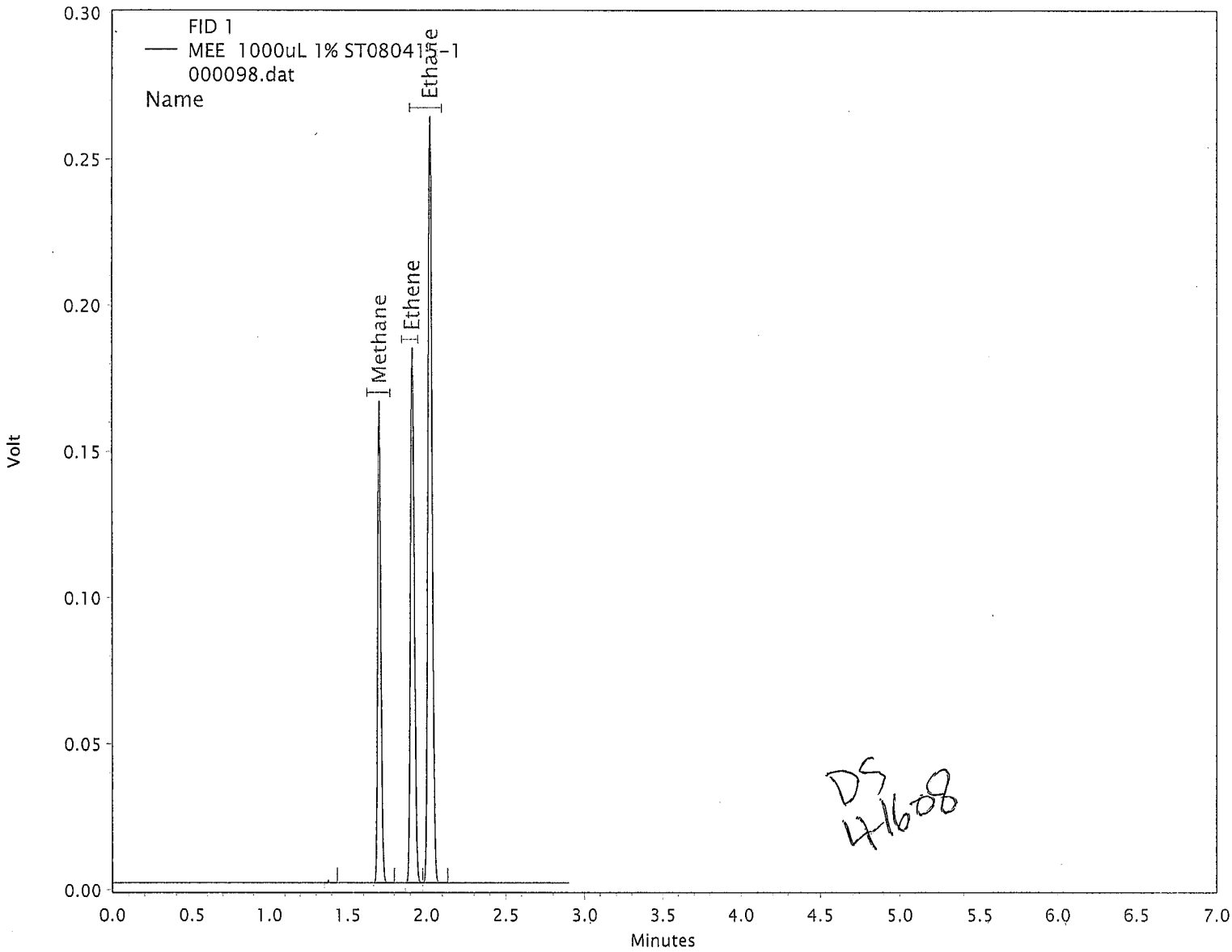

DS 4/16/08

MEE Quantitation Report

Paragon Analytics

Sample : MEE 300uL 1% ST080415-2
Filename : \\gcserver\gcdata\Projects\GC9\Data\2008\mee041508\000099.dat
Acquisition Date : 4/15/2008 2:57:26 PM
Quantitation Date : 4/16/2008 2:24:07 PM
Last Method Update : 4/16/2008 2:22:33 PM
Method : \\gcserver\gcdata\Projects\GC9\Method\2008\mee041508.met
Sequence : \\gcserver\gcdata\Projects\GC9\Sequence\2008\mee041508A.seq
Data Description : {Data Description}

Instrument : GC9 (Offline)
Data Acquired By : sheneman
Data Processed By : sheneman
Inj. Vol. (uL) : 0
Vial : N/A

FID 1 Results

Compound Name	RT	Expected RT	Peak Area	Integration Codes	Conc.	Conc. Units
Methane	1.70	1.70	2563261	BB	1274.89	ug/L
Ethene	1.91	1.90	2966292	BV	2230.85	ug/L
Ethane	2.02	2.00	4570623	VR	2388.46	ug/L

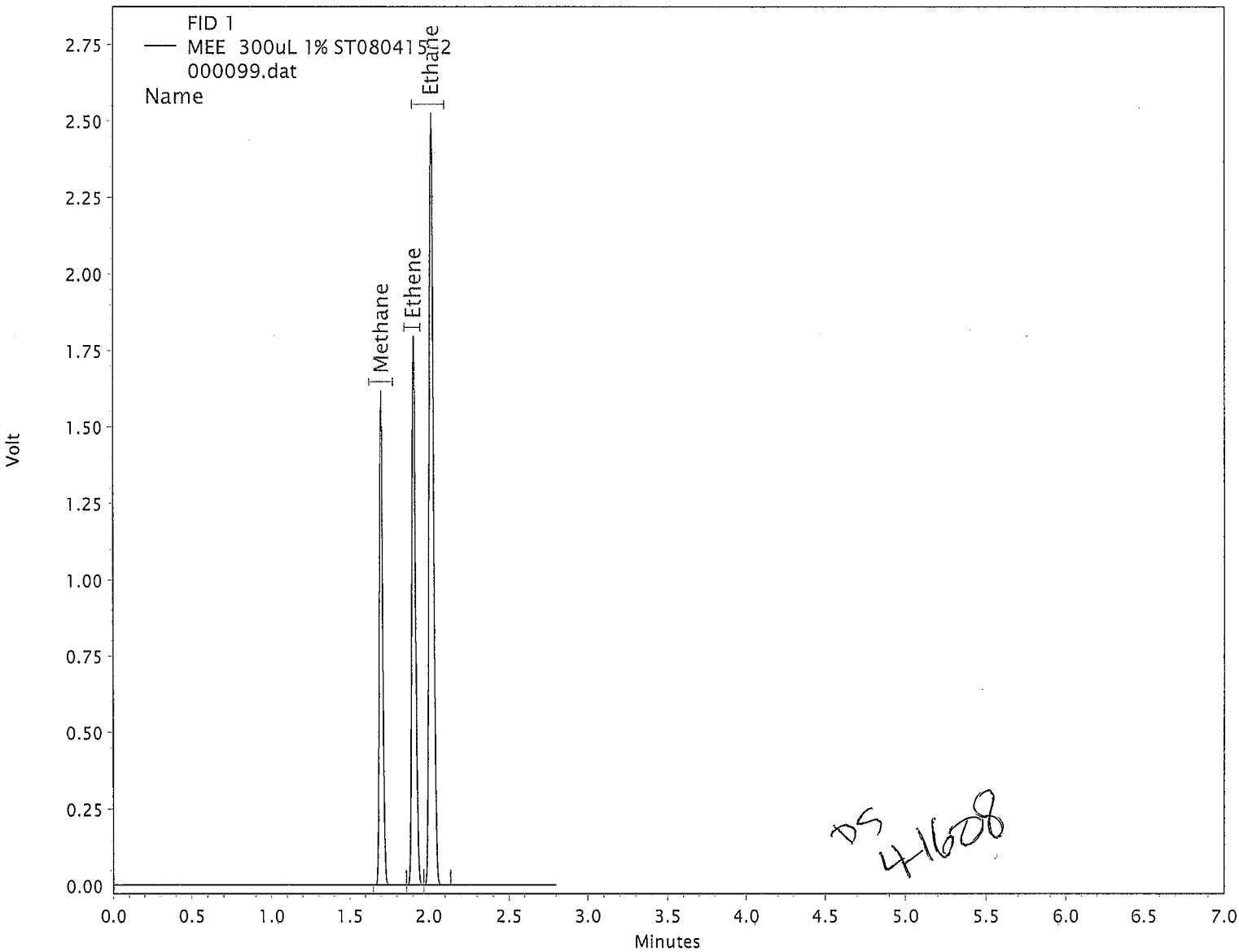

DS 4/16/08

MEE Quantitation Report

Paragon Analytics

Sample : MEE 3000uL 1% ST080415-2
Filename : \\gcserver\gcdata\Projects\GC9\Data\2008\mee041508\000100.dat
Acquisition Date : 4/15/2008 3:01:52 PM
Quantitation Date : 4/16/2008 2:24:25 PM
Last Method Update : 4/16/2008 2:22:33 PM
Method : \\gcserver\gcdata\Projects\GC9\Method\2008\mee041508.met
Sequence : \\gcserver\gcdata\Projects\GC9\Sequence\2008\mee041508A.seq
Data Description : {Data Description}

Instrument : GC9 (Offline)
Data Acquired By : sheneman
Data Processed By : sheneman
Inj. Vol. (uL) : 0
Vial : N/A

FID 1 Results

Compound Name	RT	Expected RT	Peak Area	Integration Codes	Conc.	Conc. Units
Methane	1.70	1.70	21950488	BB	12594.05	ug/L
Ethene	1.90	1.90	25205505	BV	22039.53	ug/L
Ethane	2.00	2.00	39053286	VR	23614.04	ug/L

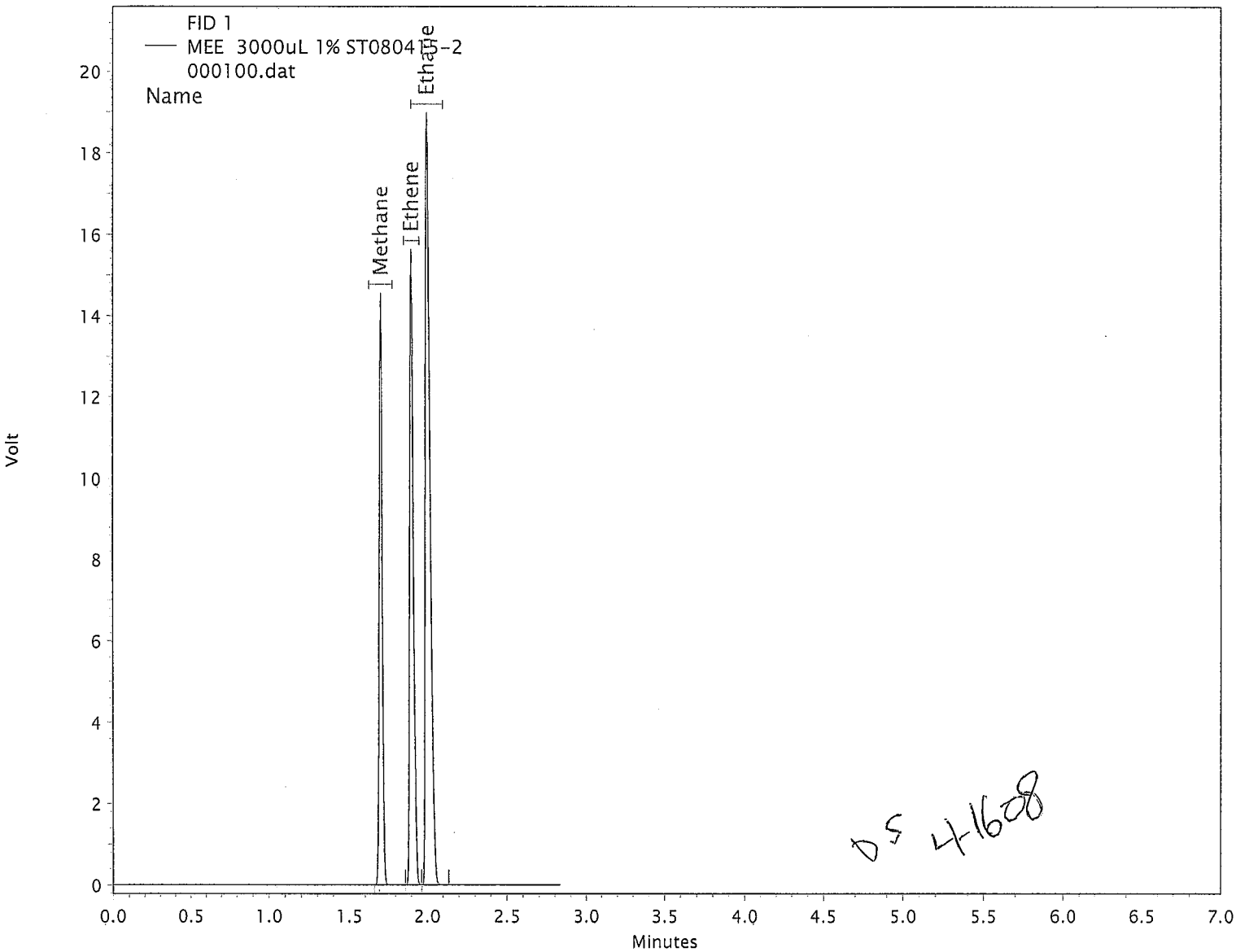

DS 4-16-08

MEE Quantitation Report

Paragon Analytics

Sample : MEE ICS 1000uL 1% ST080314-3
Filename : \\gcserver\gcdata\Projects\GC9\Data\2008\mee041508\000101.dat
Acquisition Date : 4/15/2008 3:08:30 PM
Quantitation Date : 4/16/2008 2:41:07 PM
Last Method Update : 4/16/2008 2:22:33 PM
Method : \\gcserver\gcdata\Projects\GC9\Method\2008\mee041508.met
Sequence : \\gcserver\gcdata\Projects\GC9\Sequence\2008\mee041508A.seq
Data Description : {Data Description}

Instrument : GC9 (Offline)
Data Acquired By : sheneman
Data Processed By : sheneman
Inj. Vol. (uL) : 0
Vial : N/A

FID 1 Results

Compound Name	RT	Expected RT	Peak Area	Integration Codes		Conc.	Conc. Units
Methane	1.70	1.70	293898	BB	103%	144.05/139.955	ug/L
Ethene	1.91	1.90	339299	BV	103%	251.85/244.922	ug/L
Ethane	2.02	2.00	529639	VR	104%	273.34/262.416	ug/L

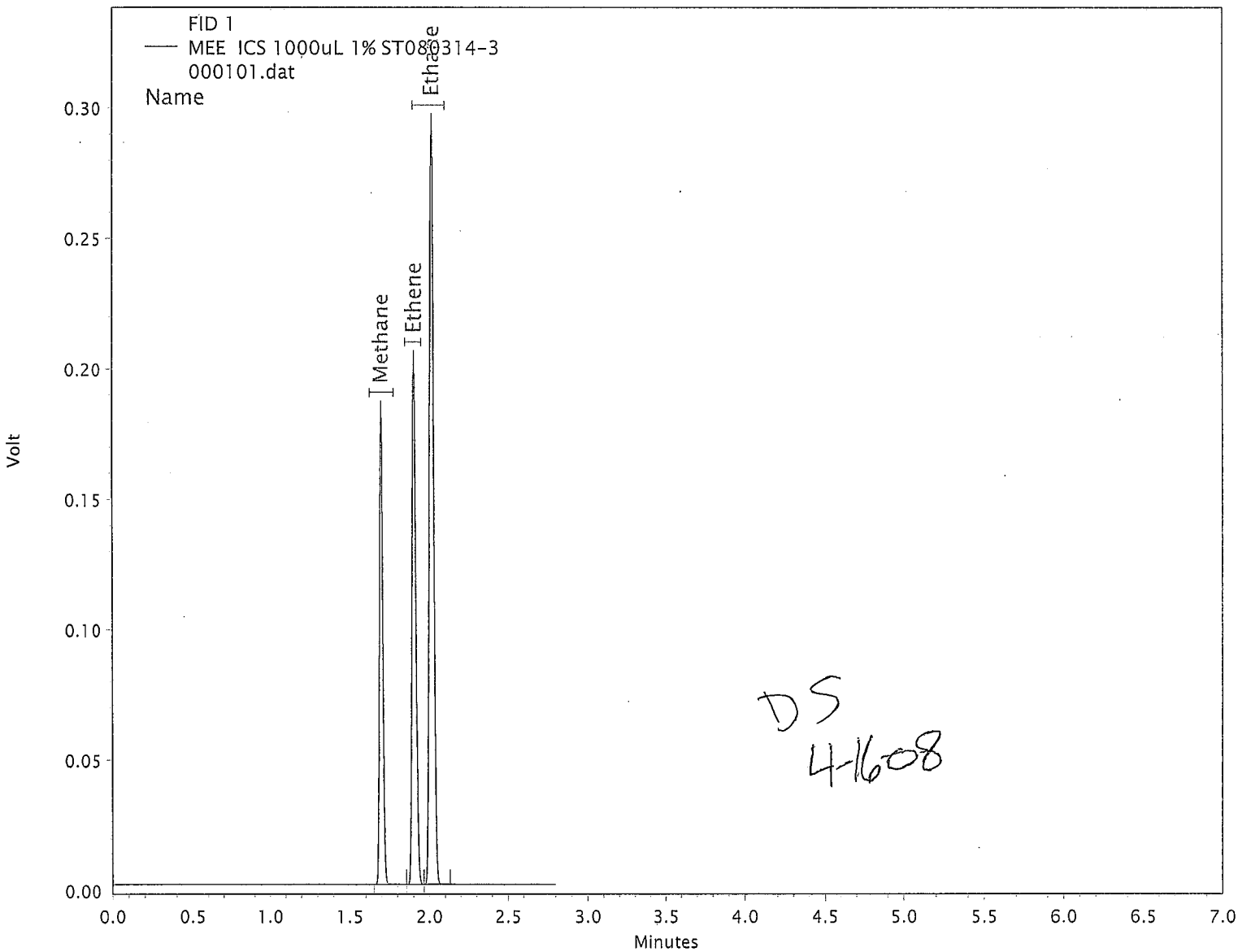

DS
4-16-08

Dissolved Gases (RSK175) Quantitation Report

Paragon Analytics

Sample : CCS
Filename : \\gcserver\gcdata\Projects\GC9\Data\2008\mee091208\00503.dat
Acquisition Date : 9/12/2008 12:33:10 PM
Quantitation Date : 9/12/2008 2:30:36 PM
Last Method Update : 9/10/2008 3:40:59 PM
Method : \\gcserver\gcdata\Projects\GC9\Method\2008\mee041508E.met
Sequence : \\gcserver\gcdata\Projects\GC9\Sequence\2008\mee091208.seq
Data Description : {Data Description}

Instrument : GC~~6~~9 (Offline)
Data Acquired By : sheneman
Data Processed By : sheneman
Inj. Vol. (uL) : 300
Vial : N/A

FID 1 Results

Compound Name	RT	Expected RT	Peak Area	Integration Codes	Concentration	Conc. Units
Methane	1.73	1.73	258045	BB	126.42	ug/L
Ethene	1.94	1.94	303545	BV	225.29	ug/L
Ethane	2.05	2.05	458463	VR	236.59	ug/L

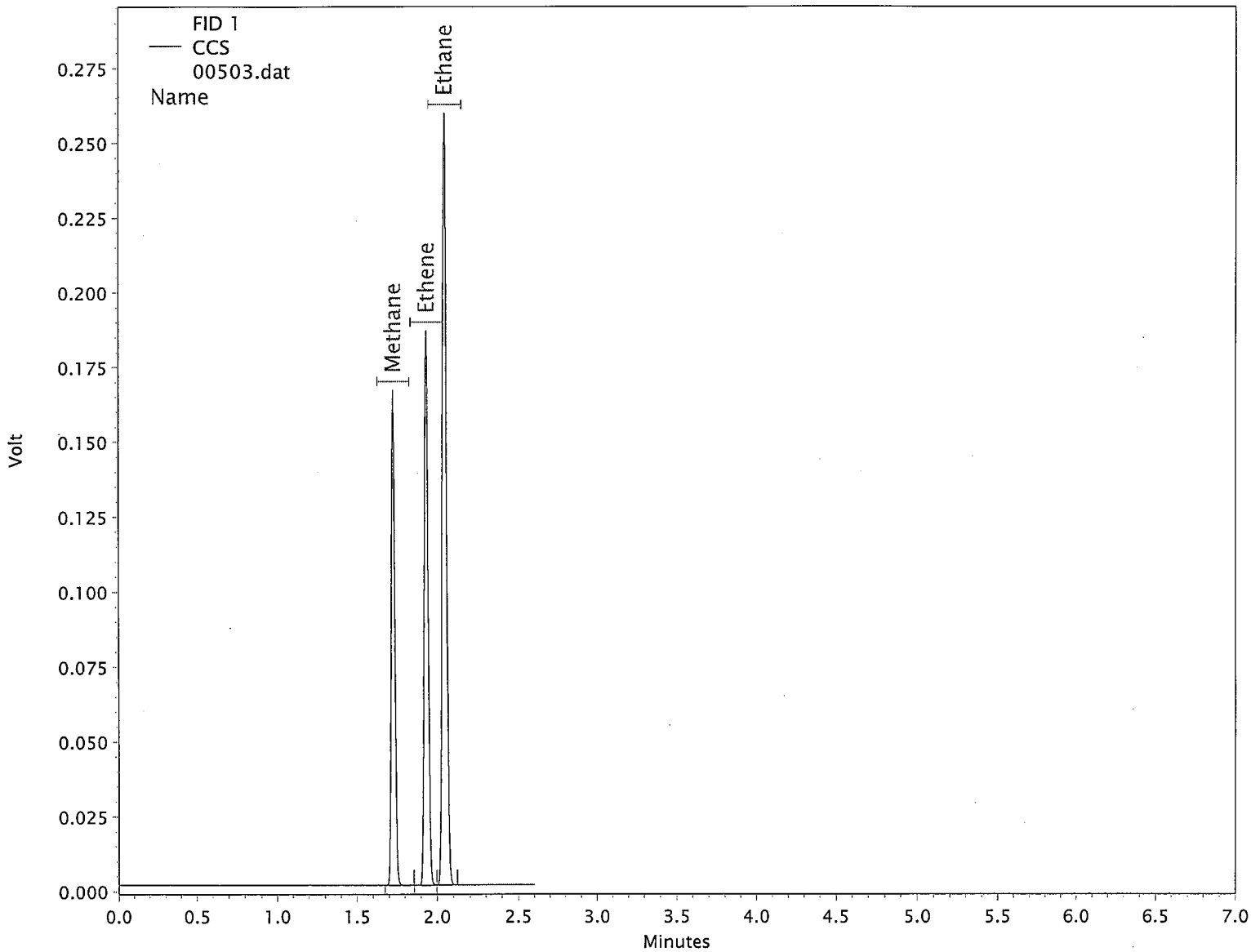

Column : GS-Carbon Plot

(1st int. code is for peak start, 2nd int code is for peak stop) B=baseline, f=force start or stop, I=ended by int. off event, N=begin negative peak, P=end negative peak, H=forward horiz, h=backward horiz, M=manual baseline or peak, m=move baseline start/stop, S=shoulder, T=tangent skim, V=valley, v=forced valley point, x=split peak, E=end of chromatogram encountered, R=reset baseline, L=lowest point horiz.

Printed On : 9/12/2008 2:30:40 PM

Dissolved Gases (RSK175) Quantitation Report

Paragon Analytics

Sample : CCD
Filename : \\gcserver\gcdata\Projects\GC9\Data\2008\mee091208\00513.dat
Acquisition Date : 9/12/2008 1:29:50 PM
Quantitation Date : 9/12/2008 2:32:08 PM
Last Method Update : 9/10/2008 3:40:59 PM
Method : \\gcserver\gcdata\Projects\GC9\Method\2008\mee041508E.met
Sequence : \\gcserver\gcdata\Projects\GC9\Sequence\2008\mee091208.seq
Data Description : {Data Description}

Instrument : GC~~6~~9 (Offline)
Data Acquired By : sheneman
Data Processed By : sheneman
Inj. Vol. (uL) : 300
Vial : N/A

DS 9-12-08

FID 1 Results

Compound Name	RT	Expected RT	Peak Area	Integration Codes	Concentration	Conc. Units
Methane	1.73	1.73	266199	BB	130.43	ug/L
Ethene	1.94	1.94	314559	BV	233.47	ug/L
Ethane	2.05	2.05	475235	VR	245.25	ug/L

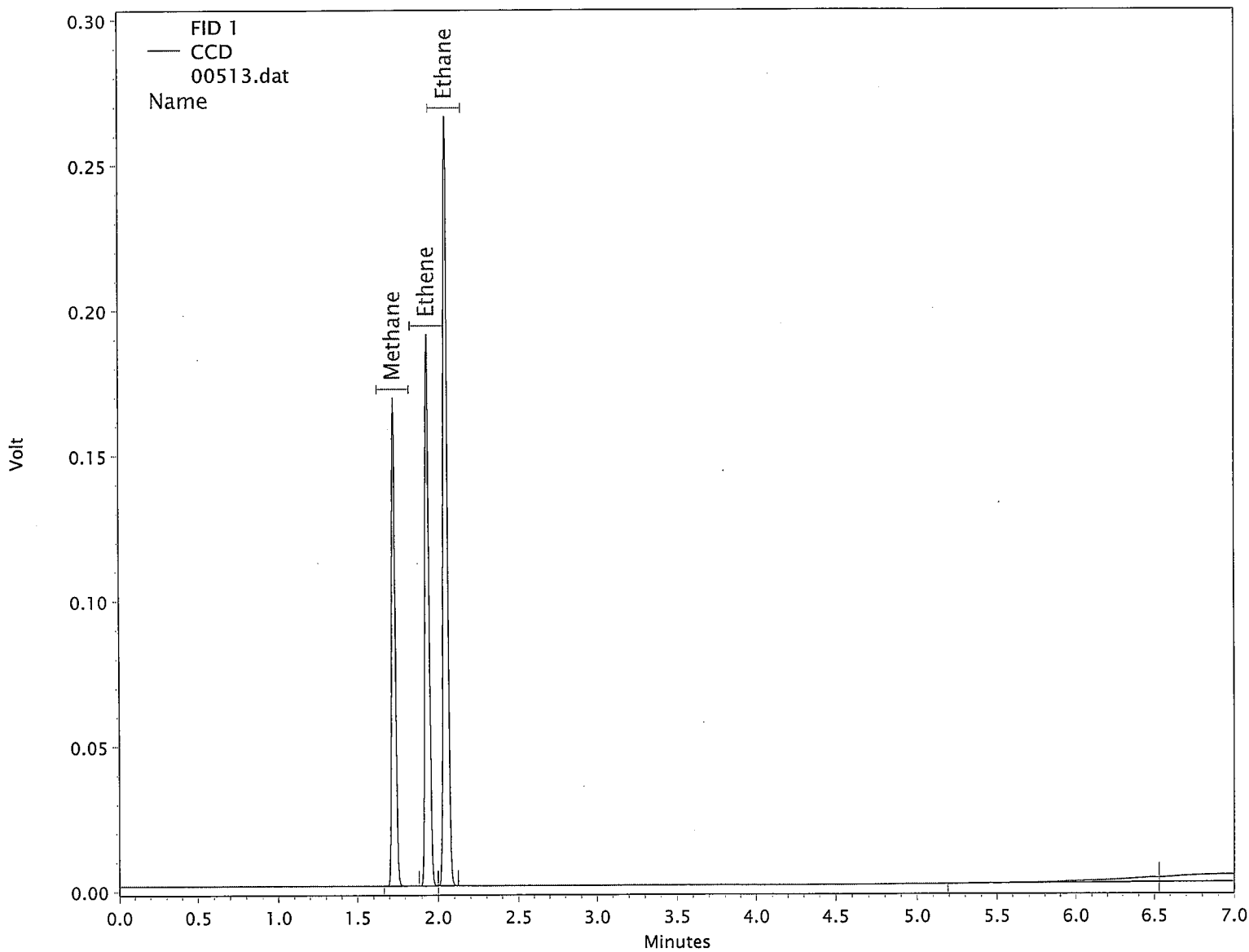

Column : GS-Carbon Plot

(1st int. code is for peak start, 2nd int code is for peak stop) B=baseline, f=force start or stop, I=ended by int. off event, N=begin negative peak, P=end negative peak, H=forward horiz, h=backward horiz, M=manual baseline or peak, m=move baseline start/stop, S=shoulder, T=tangent skim, V=valley, v=forced valley point, x=split peak, E=end of chromatogram encountered, R=reset baseline, L=lowest point horiz.

Dissolved Gases (RSK175) Quantitation Report

Paragon Analytics

Sample : CCV
Filename : \\gcserver\gcdata\Projects\GC9\Data\2008\mee091208\00517.dat
Acquisition Date : 9/12/2008 1:55:18 PM
Quantitation Date : 9/12/2008 2:32:44 PM
Last Method Update : 9/10/2008 3:40:59 PM
Method : \\gcserver\gcdata\Projects\GC9\Method\2008\mee041508E.met
Sequence : \\gcserver\gcdata\Projects\GC9\Sequence\2008\mee091208.seq
Data Description : {Data Description}

9 DS9-12-08

Instrument : GC~~8~~ (Offline)
Data Acquired By : sheneman
Data Processed By : sheneman
Inj. Vol. (uL) : 300
Vial : N/A

FID 1 Results

Compound Name	RT	Expected RT	Peak Area	Integration Codes	Concentration	Conc. Units
Methane	1.73	1.73	266829	BB	130.74	ug/L
Ethene	1.94	1.94	314314	BV	233.29	ug/L
Ethane	2.05	2.05	477010	VR	246.17	ug/L

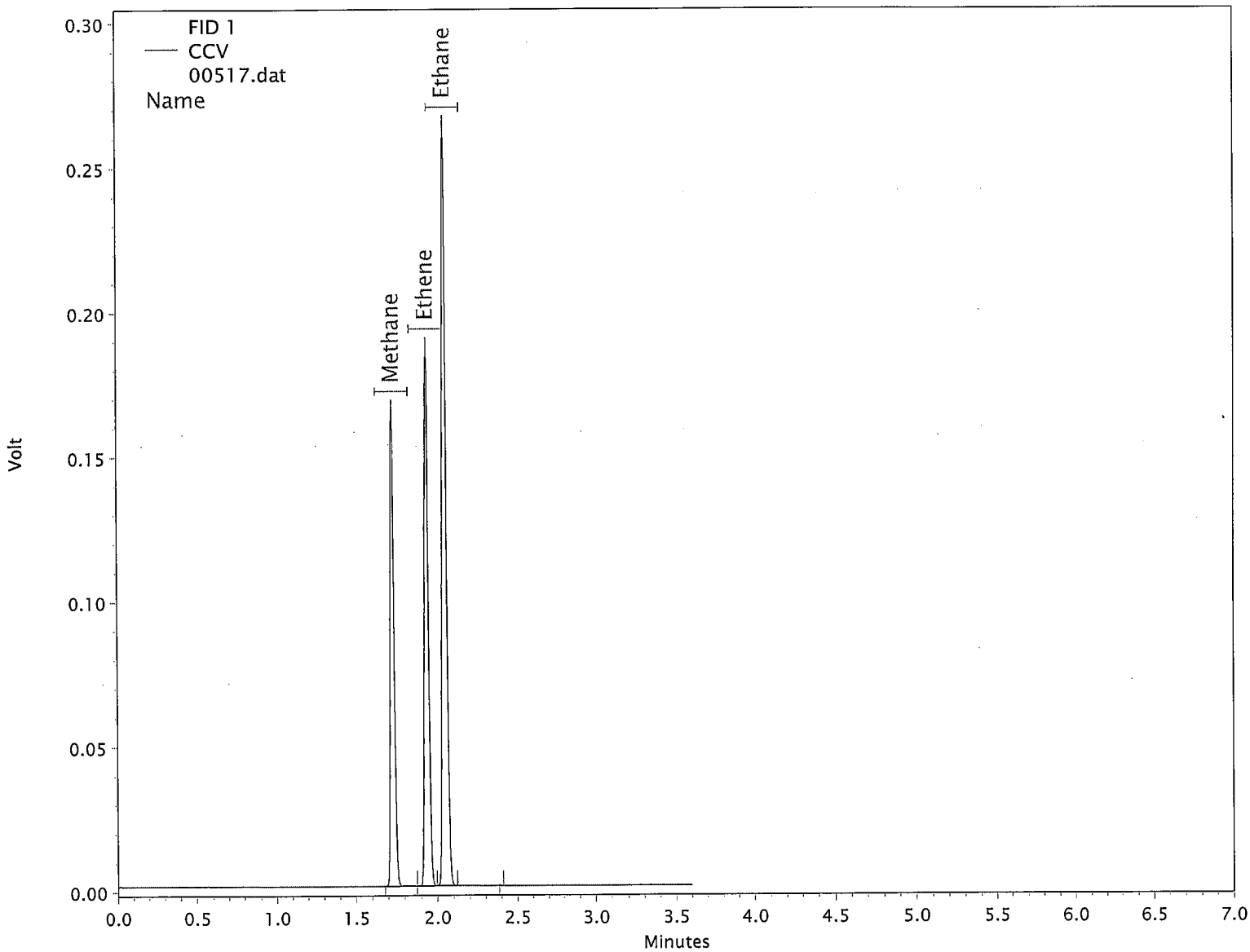

Column : GS-Carbon Plot

(1st int. code is for peak start, 2nd int code is for peak stop) B=baseline, f=force start or stop, I=ended by int. off event, N=begin negative peak, P=end negative peak, H=forward horiz, h=backward horiz, M=manual baseline or peak, m=move baseline start/stop, S=shoulder, T=tangent skim, V=valley, v=forced valley point, x=split peak, E=end of chromatogram encountered, R=reset baseline, L=lowest point horiz.

Printed On : 9/12/2008 2:32:48 PM

Sample Raw Data

Dissolved Gases (RSK175) Quantitation Report

Paragon Analytics

Sample : HC080912-1MB
Filename : \\gcserver\gcdata\Projects\GC9\Data\2008\mee091208\00504.dat
Acquisition Date : 9/12/2008 12:41:43 PM
Quantitation Date : 9/12/2008 2:30:45 PM
Last Method Update : 9/10/2008 3:40:59 PM
Method : \\gcserver\gcdata\Projects\GC9\Method\2008\mee041508E.met
Sequence : \\gcserver\gcdata\Projects\GC9\Sequence\2008\mee091208.seq
Data Description : {Data Description}

Instrument : GC~~6~~9 (Offline)
Data Acquired By : sheneman
Data Processed By : sheneman
Inj. Vol. (uL) : 300
Vial : N/A

FID 1 Results

Compound Name	RT	Expected RT	Peak Area	Integration Codes	Concentration	Conc. Units
Methane	1.75	1.73	1411	BB	~~0.46~~ RL	ug/L
Ethene		1.94			0.00 BDL	ug/L
Ethane		2.05			0.00 BDL	ug/L

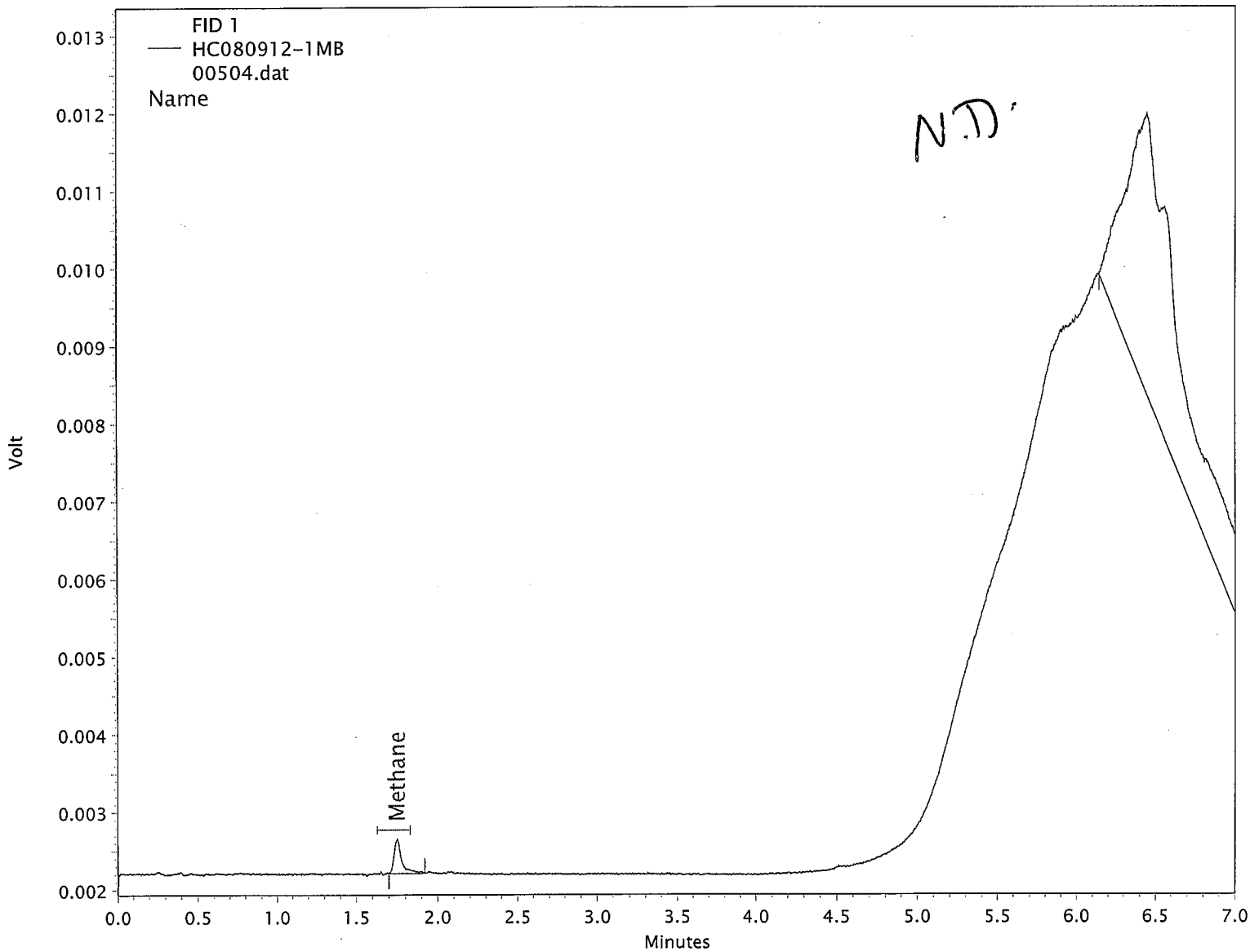

Column : GS-Carbon Plot

(1st int. code is for peak start, 2nd int code is for peak stop) B=baseline, f=force start or stop, I=ended by int. off event, N=begin negative peak, P=end negative peak, H=forward horiz, h=backward horiz, M=manual baseline or peak, m=move baseline start/stop, S=shoulder, T=tangent skim, V=valley, v=forced valley point, x=split peak, E=end of chromatogram encountered, R=reset baseline, L=lowest point horiz.

Printed On : 9/12/2008 2:30:49 PM

Dissolved Gases (RSK175) Quantitation Report

Paragon Analytics

Sample : 0809093-1
Filename : \\gcserver\gcdata\Projects\GC9\Data\2008\mee091208\00505.dat
Acquisition Date : 9/12/2008 12:51:04 PM
Quantitation Date : 9/12/2008 2:30:54 PM
Last Method Update : 9/10/2008 3:40:59 PM
Method : \\gcserver\gcdata\Projects\GC9\Method\2008\mee041508E.met
Sequence : \\gcserver\gcdata\Projects\GC9\Sequence\2008\mee091208.seq
Data Description : {Data Description}

Instrument : GC~~6~~9 (Offline) 9/12/08
Data Acquired By : sheneman
Data Processed By : sheneman
Inj. Vol. (uL) : 300
Vial : N/A

FID 1 Results

Compound Name	RT	Expected RT	Peak Area	Integration Codes	Concentration	Conc. Units
Methane	1.73	1.73	1891	BB	~~0.69~~ <RL	ug/L
Ethene	1.94	1.94	783	BB	~~0.80~~ N.D.	ug/L
Ethane	2.05	2.05	460	BR	~~0.54~~ ↓	ug/L

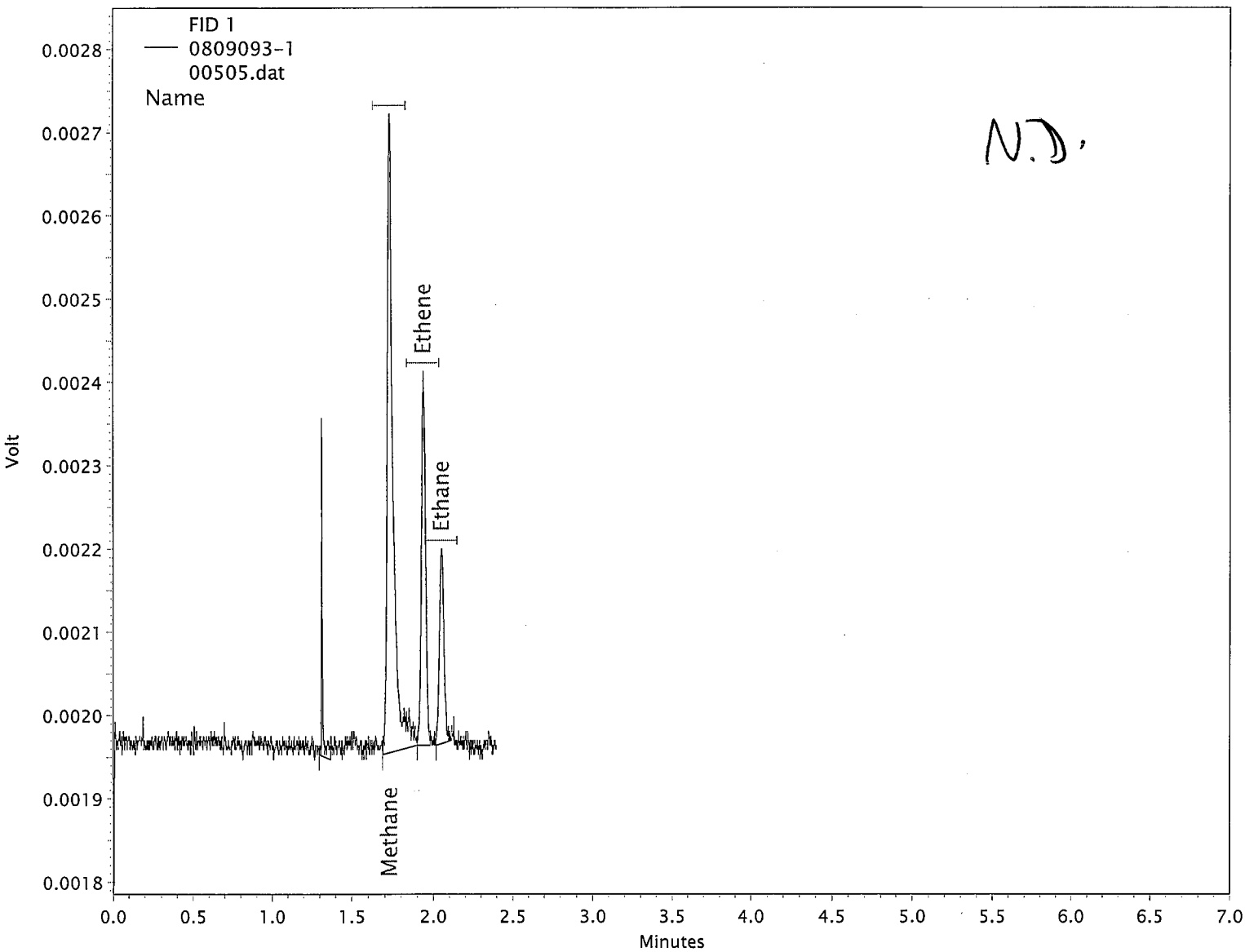

Column : GS-Carbon Plot

(1st int. code is for peak start, 2nd int code is for peak stop) B=baseline, f=force start or stop, I=ended by int. off event, N=begin negative peak, P=end negative peak, H=forward horiz, h=backward horiz, M=manual baseline or peak, m=move baseline start/stop, S=shoulder, T=tangent skim, V=valley, v=forced valley point, x=split peak, E=end of chromatogram encountered, R=reset baseline, L=lowest point horiz.

Dissolved Gases (RSK175) Quantitation Report

Paragon Analytics

Sample : 0809093-2
Filename : \\gcserver\gcdata\Projects\GC9\Data\2008\mee091208\00506.dat
Acquisition Date : 9/12/2008 12:54:37 PM
Quantitation Date : 9/12/2008 2:31:04 PM
Last Method Update : 9/10/2008 3:40:59 PM
Method : \\gcserver\gcdata\Projects\GC9\Method\2008\mee041508E.met
Sequence : \\gcserver\gcdata\Projects\GC9\Sequence\2008\mee091208.seq
Data Description : {Data Description}

Instrument : GC~~6~~9 (Offline) DS 9-12-08
Data Acquired By : sheneman
Data Processed By : sheneman
Inj. Vol. (uL) : 300
Vial : N/A

FID 1 Results

Compound Name	RT	Expected RT	Peak Area	Integration Codes	Concentration	Conc. Units
Methane	1.73	1.73	22184	BV	10.64	ug/L
Ethene	1.94	1.94	5231	VB	~~4.09~~ N.T.C.	ug/L
Ethane	2.05	2.05	5674	BR	~~3.22~~	ug/L

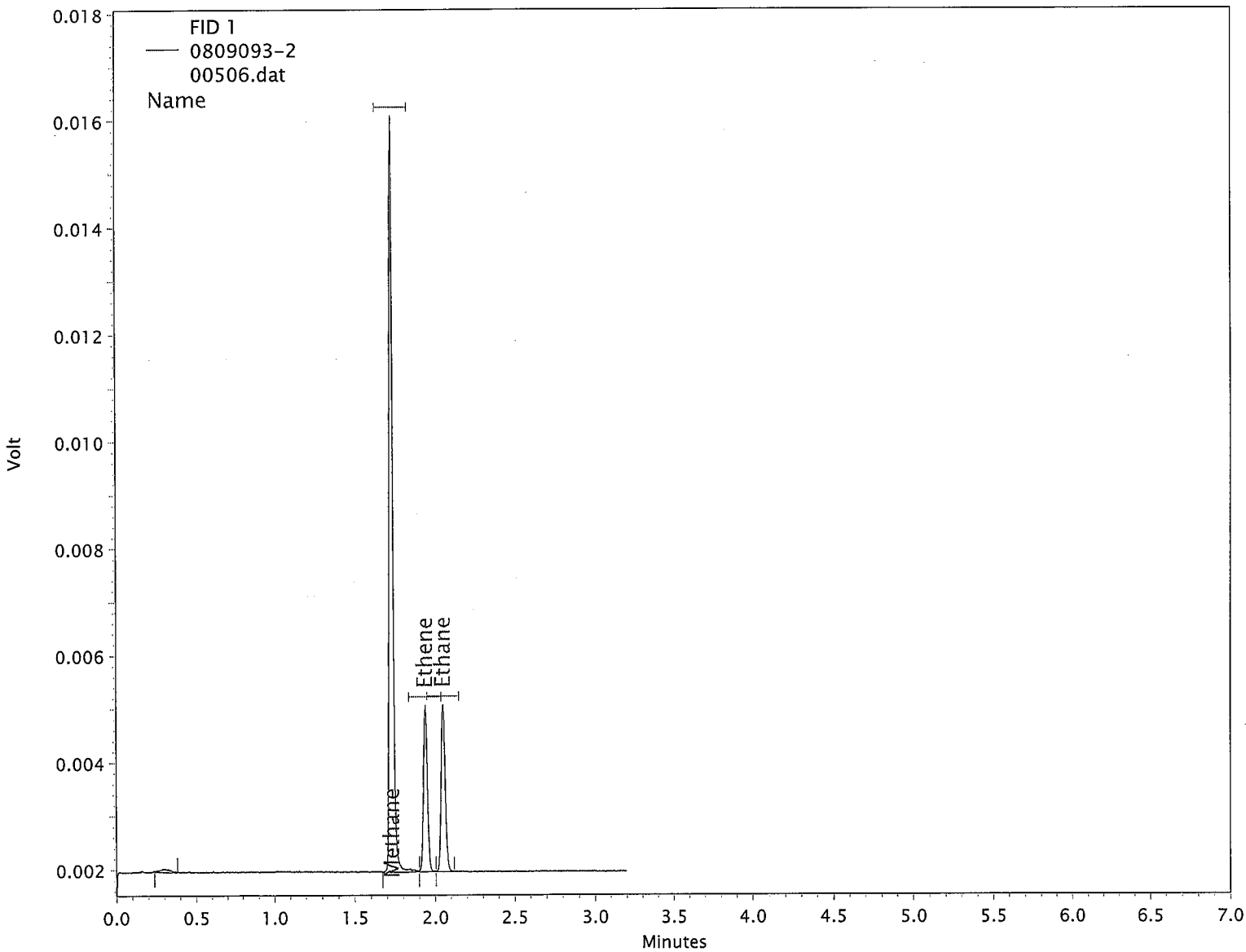

Column : GS-Carbon Plot

(1st int. code is for peak start, 2nd int code is for peak stop) B=baseline, f=force start or stop, I=ended by int. off event, N=begin negative peak, P=end negative peak, H=forward horiz, h=backward horiz, M=manual baseline or peak, m=move baseline start/stop, S=shoulder, T=tangent skim, V=valley, v=forced valley point, x=split peak, E=end of chromatogram encountered, R=reset baseline, L=lowest point horiz.

Printed On : 9/12/2008 2:31:07 PM

Dissolved Gases (RSK175) Quantitation Report

Paragon Analytics

Sample : 0809093-3
Filename : \\gcserver\gcdata\Projects\GC9\Data\2008\mee091208\00507.dat
Acquisition Date : 9/12/2008 12:59:24 PM
Quantitation Date : 9/12/2008 2:31:12 PM
Last Method Update : 9/10/2008 3:40:59 PM
Method : \\gcserver\gcdata\Projects\GC9\Method\2008\mee041508E.met
Sequence : \\gcserver\gcdata\Projects\GC9\Sequence\2008\mee091208.seq
Data Description : {Data Description}

a DS 9-12-08

Instrument : GC~~6~~ (Offline)
Data Acquired By : sheneman
Data Processed By : sheneman
Inj. Vol. (uL) : 300
Vial : N/A

FID 1 Results

Compound Name	RT	Expected RT	Peak Area	Integration Codes	Concentration	Conc. Units
Methane	1.73	1.73	4874	BV	2.15	ug/L
Ethene	1.94	1.94	4594	VB	~~3.62~~ N.TC.	ug/L
Ethane	2.05	2.05	3509	BR	~~2.11~~ L	ug/L

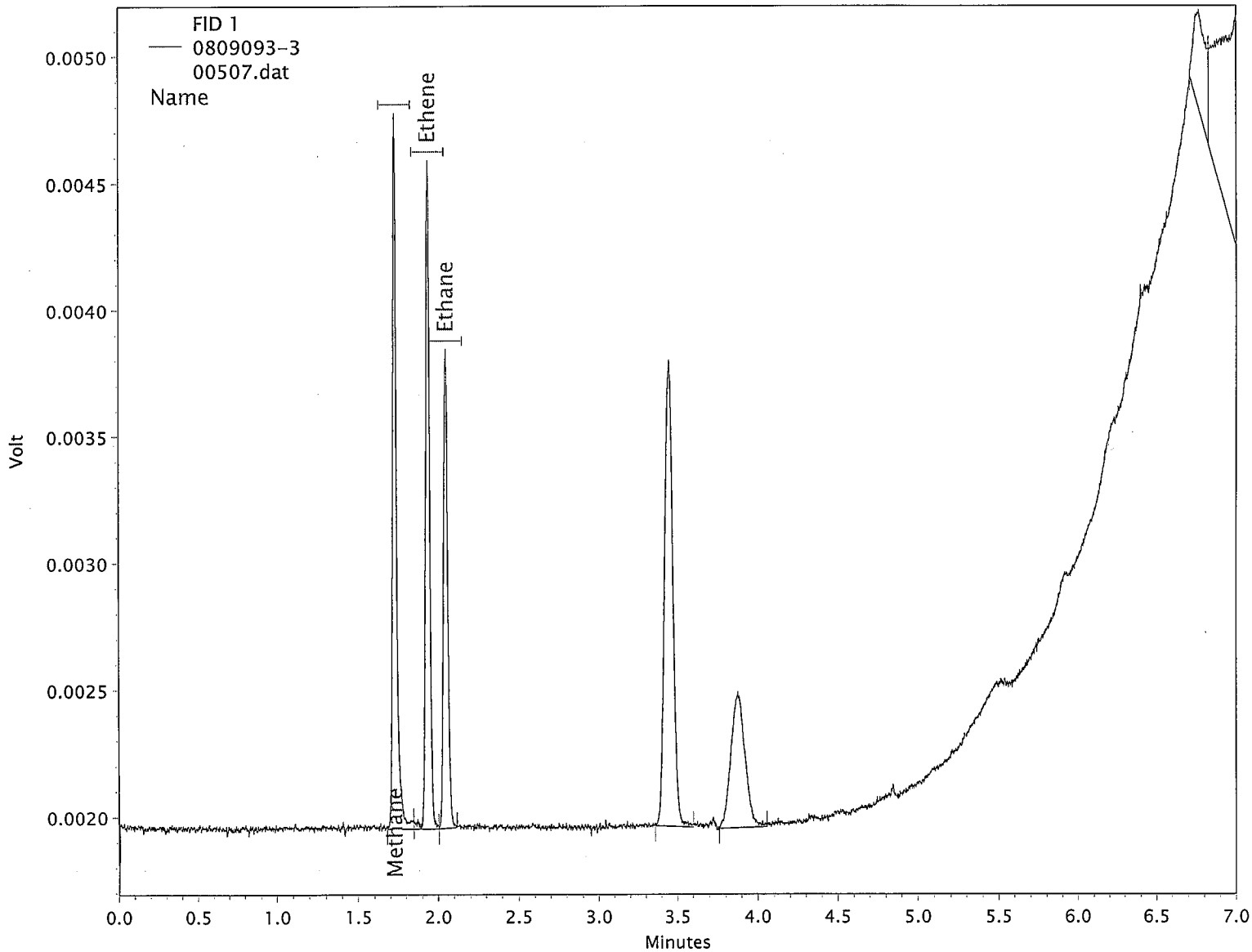

Column : GS-Carbon Plot

(1st int. code is for peak start, 2nd int code is for peak stop) B=baseline, f=force start or stop, I=ended by int. off event, N=begin negative peak, P=end negative peak, H=forward horiz, h=backward horiz, M=manual baseline or peak, m=move baseline start/stop, S=shoulder, T=tangent skim, V=valley, v=forced valley point, x=split peak, E=end of chromatogram encountered, R=reset baseline, L=lowest point horiz.

Printed On : 9/12/2008 2:31:16 PM

Dissolved Gases (RSK175) Quantitation Report

Paragon Analytics

Sample : 0809093-4
Filename : \\gcserver\gcdata\Projects\GC9\Data\2008\mee091208\00508.dat
Acquisition Date : 9/12/2008 1:09:47 PM
Quantitation Date : 9/12/2008 2:31:22 PM
Last Method Update : 9/10/2008 3:40:59 PM
Method : \\gcserver\gcdata\Projects\GC9\Method\2008\mee041508E.met
Sequence : \\gcserver\gcdata\Projects\GC9\Sequence\2008\mee091208.seq
Data Description : {Data Description}

Instrument : GC~~6~~ 9 (Offline) OS 9-12-08
Data Acquired By : sheneman
Data Processed By : sheneman
Inj. Vol. (uL) : 300
Vial : N/A

FID 1 Results

Compound Name	RT	Expected RT	Peak Area	Integration Codes	Concentration	Conc. Units
Methane	1.73	1.73	3416	BV	1.44	ug/L
Ethene	1.94	1.94	2414	VB	~~2.01~~ N.T.C.	ug/L
Ethane	2.06	2.05	1547	BR	~~1.10~~ ↓	ug/L

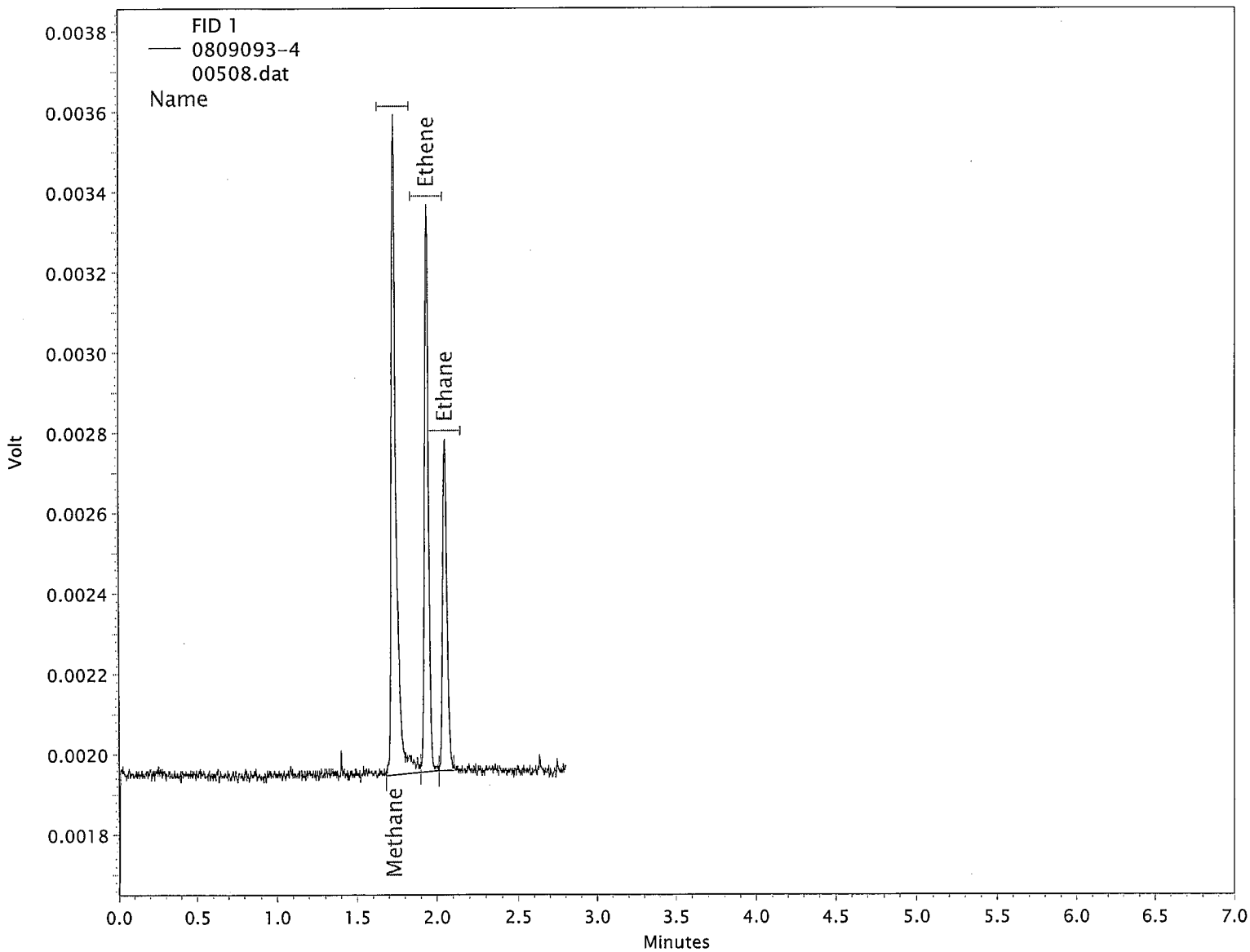

Column : GS-Carbon Plot

(1st int. code is for peak start, 2nd int code is for peak stop) B=baseline, f=force start or stop, I=ended by int. off event, N=begin negative peak, P=end negative peak, H=forward horiz, h=backward horiz, M=manual baseline or peak, m=move baseline start/stop, S=shoulder, T=tangent skim, V=valley, v=forced valley point, x=split peak, E=end of chromatogram encountered, R=reset baseline, L=lowest point horiz.

Dissolved Gases (RSK175) Quantitation Report

Paragon Analytics

Sample : 0809093-5
Filename : \\gcserver\gcdata\Projects\GC9\Data\2008\mee091208\00509.dat
Acquisition Date : 9/12/2008 1:14:43 PM
Quantitation Date : 9/12/2008 2:31:31 PM
Last Method Update : 9/10/2008 3:40:59 PM
Method : \\gcserver\gcdata\Projects\GC9\Method\2008\mee041508E.met
Sequence : \\gcserver\gcdata\Projects\GC9\Sequence\2008\mee091208.seq
Data Description : {Data Description}

Instrument : GC~~6~~9 (Offline)
Data Acquired By : sheneman
Data Processed By : sheneman
Inj. Vol. (uL) : 300
Vial : N/A

DS 9.12.08

FID 1 Results

Compound Name	RT	Expected RT	Peak Area	Integration Codes	Concentration	Conc. Units
Methane	1.73	1.73	1624	BV	~~0.56~~ <RL	ug/L
Ethene	1.94	1.94	216	VB	~~0.38~~ NJC	ug/L
Ethane	2.05	2.05	191	BR	~~0.40~~ ↓	ug/L

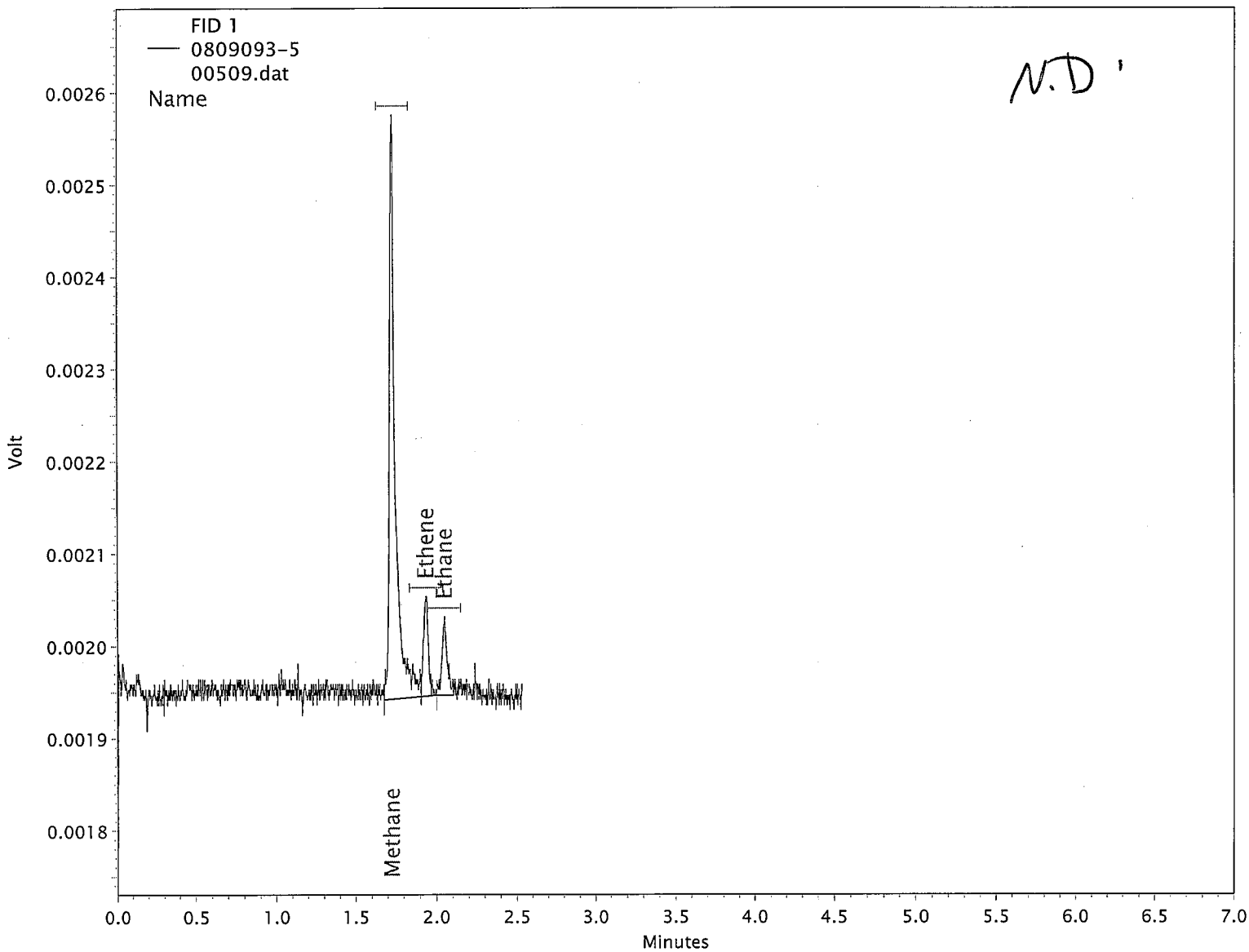

Column : GS-Carbon Plot

(1st int. code is for peak start, 2nd int code is for peak stop) B=baseline, f=force start or stop, I=ended by int. off event, N=begin negative peak, P=end negative peak, H=forward horiz, h=backward horiz, M=manual baseline or peak, m=move baseline start/stop, S=shoulder, T=tangent skim, V=valley, v=forced valley point, x=split peak, E=end of chromatogram encountered, R=reset baseline, L=lowest point horiz.

Dissolved Gases (RSK175) Quantitation Report

Paragon Analytics

Sample : 0809093-6
Filename : \\gcserver\gcdata\Projects\GC9\Data\2008\mee091208\00510.dat
Acquisition Date : 9/12/2008 1:18:22 PM
Quantitation Date : 9/12/2008 2:31:40 PM
Last Method Update : 9/10/2008 3:40:59 PM
Method : \\gcserver\gcdata\Projects\GC9\Method\2008\mee041508E.met
Sequence : \\gcserver\gcdata\Projects\GC9\Sequence\2008\mee091208.seq
Data Description : {Data Description}

9 DSq-1208

Instrument : GC~~6~~ (Offline)
Data Acquired By : sheneman
Data Processed By : sheneman
Inj. Vol. (uL) : 300
Vial : N/A

FID 1 Results

Compound Name	RT	Expected RT	Peak Area	Integration Codes	Concentration	Conc. Units
Methane	1.73	1.73	3758	BV	1.61	ug/L
Ethene	1.94	1.94	654	VB	~~0.70~~ NTC	ug/L
Ethane	2.05	2.05	1209	BR	~~0.92~~	ug/L

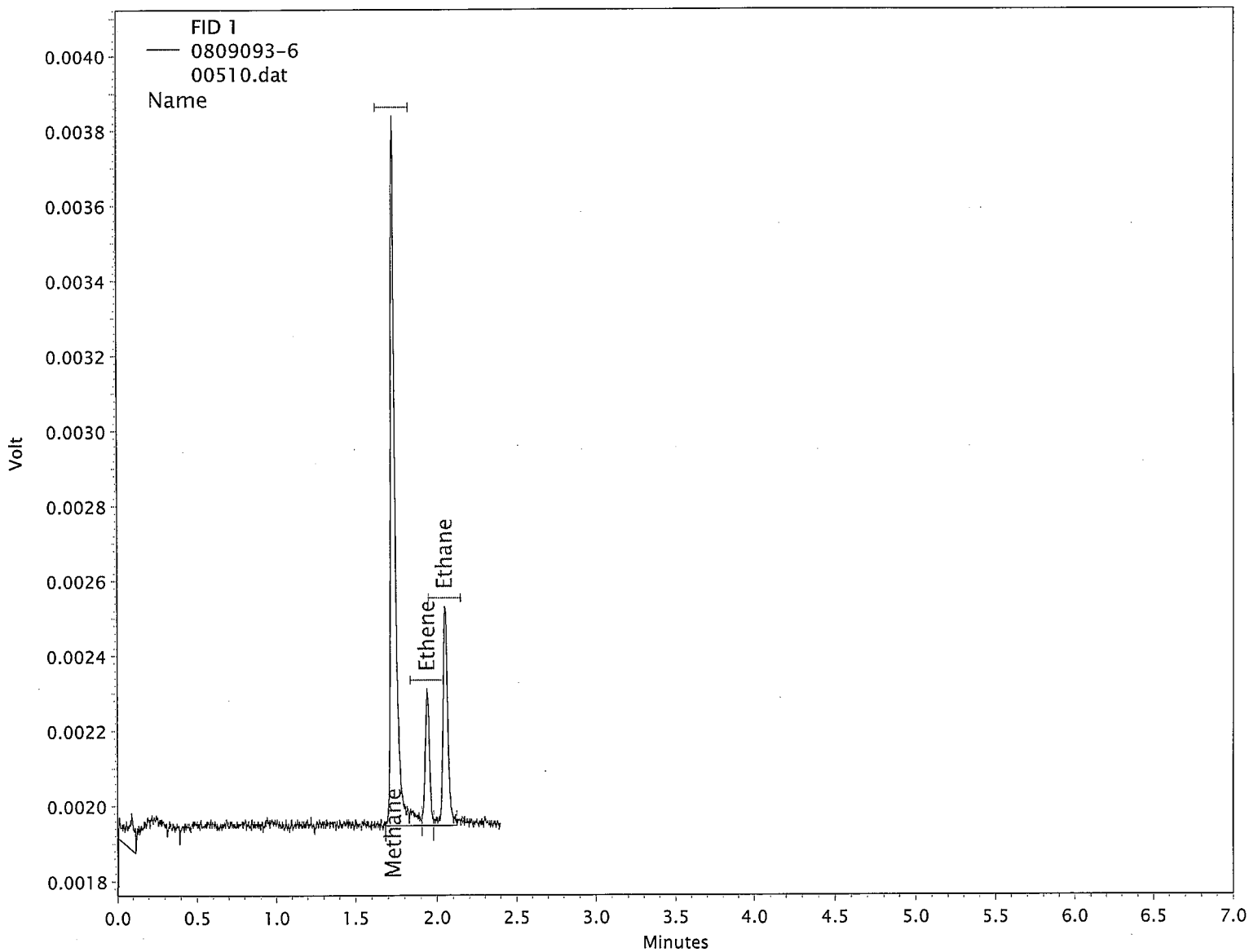

Column : GS-Carbon Plot

(1st int. code is for peak start, 2nd int code is for peak stop) B=baseline, f=force start or stop, I=ended by int. off event, N=begin negative peak, P=end negative peak, H=forward horiz, h=backward horiz, M=manual baseline or peak, m=move baseline start/stop, S=shoulder, T=tangent skim, V=valley, v=forced valley point, x=split peak, E=end of chromatogram encountered, R=reset baseline, L=lowest point horiz.

Printed On : 9/12/2008 2:31:44 PM

Dissolved Gases (RSK175) Quantitation Report

Paragon Analytics

Sample : 0809093-7
Filename : \\gcserver\gcdata\Projects\GC9\Data\2008\mee091208\00511.dat
Acquisition Date : 9/12/2008 1:21:55 PM
Quantitation Date : 9/12/2008 2:31:49 PM
Last Method Update : 9/10/2008 3:40:59 PM
Method : \\gcserver\gcdata\Projects\GC9\Method\2008\mee041508E.met
Sequence : \\gcserver\gcdata\Projects\GC9\Sequence\2008\mee091208.seq
Data Description : {Data Description}

Instrument : GC9 (Offline)
Data Acquired By : sheneman
Data Processed By : sheneman
Inj. Vol. (uL) : 300
Vial : N/A

9 DS 9-12-8

FID 1 Results

Compound Name	RT	Expected RT	Peak Area	Integration Codes	Concentration	Conc. Units
Methane	1.73	1.73	1430	BB	~~0.47~~ <RL	ug/L
Ethene	1.94	1.94	507	BB	~~0.60~~ NTC.	ug/L
Ethane	2.05	2.05	375	BB	~~0.49~~ ↓	ug/L

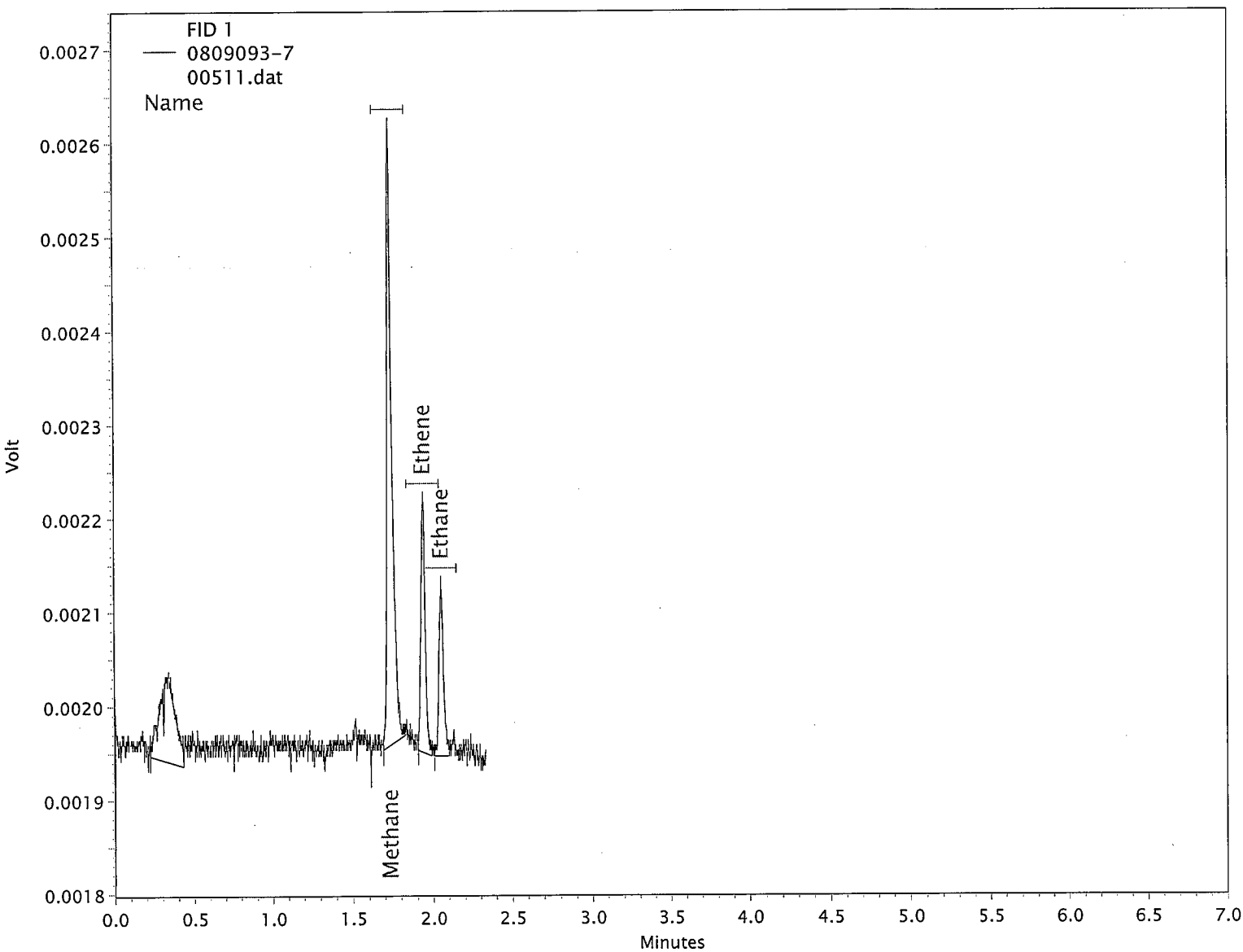

Column : GS-Carbon Plot

(1st int. code is for peak start, 2nd int code is for peak stop) B=baseline, f=force start or stop, I=ended by int. off event, N=begin negative peak, P=end negative peak, H=forward horiz, h=backward horiz, M=manual baseline or peak, m=move baseline start/stop, S=shoulder, T=tangent skim, V=valley, v=forced valley point, x=split peak, E=end of chromatogram encountered, R=reset baseline, L=lowest point horiz.

Printed On : 9/12/2008 2:31:53 PM

Dissolved Gases (RSK175) Quantitation Report

Paragon Analytics

Sample : 0809093-8
Filename : \\gcserver\gcdata\Projects\GC9\Data\2008\mee091208\00512.dat
Acquisition Date : 9/12/2008 1:25:45 PM
Quantitation Date : 9/12/2008 2:31:59 PM
Last Method Update : 9/10/2008 3:40:59 PM
Method : \\gcserver\gcdata\Projects\GC9\Method\2008\mee041508E.met
Sequence : \\gcserver\gcdata\Projects\GC9\Sequence\2008\mee091208.seq
Data Description : {Data Description}

Instrument : GC~~6~~9 (Offline)
Data Acquired By : sheneman
Data Processed By : sheneman
Inj. Vol. (uL) : 300
Vial : N/A

9 D 9/12/08

FID 1 Results

Compound Name	RT	Expected RT	Peak Area	Integration Codes	Concentration	Conc. Units
Methane	1.73	1.73	3832	BV	1.64	ug/L
Ethene	1.94	1.94	194	VB	~~0.36~~ NJC	ug/L
Ethane	2.05	2.05	181	BR	~~0.39~~ ↓	ug/L

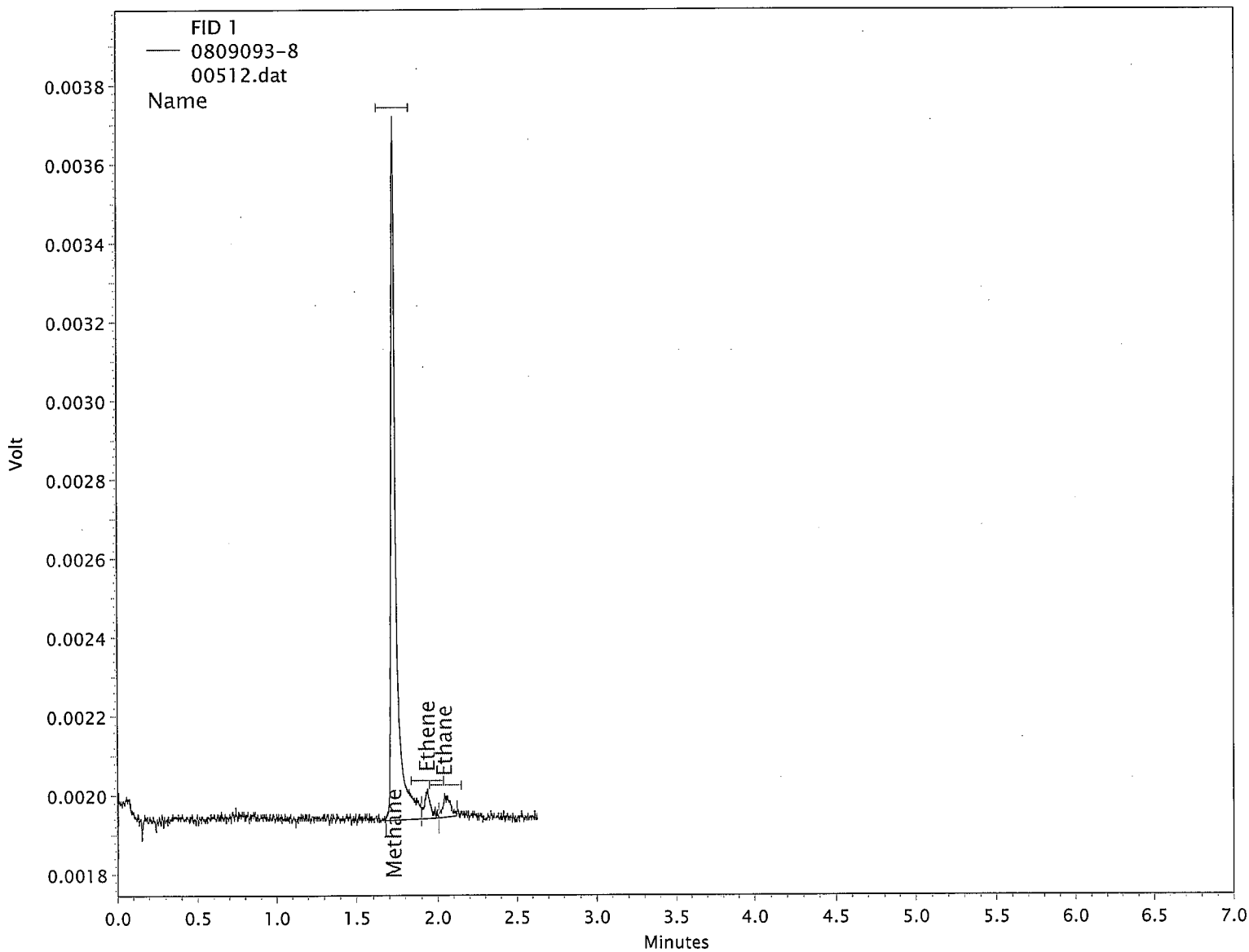

Column : GS-Carbon Plot

(1st int. code is for peak start, 2nd int code is for peak stop) B=baseline, f=force start or stop, I=ended by int. off event, N=begin negative peak, P=end negative peak, H=forward horiz, h=backward horiz, M=manual baseline or peak, m=move baseline start/stop, S=shoulder, T=tangent skim, V=valley, v=forced valley point, x=split peak, E=end of chromatogram encountered, R=reset baseline, L=lowest point horiz.

Dissolved Gases (RSK175) Quantitation Report

Paragon Analytics

DS
9 9-12-08

Sample : 0809093-9
Filename : \\gcserver\gcdata\Projects\GC9\Data\2008\mee091208\00516.dat
Acquisition Date : 9/12/2008 1:51:26 PM
Quantitation Date : 9/12/2008 2:32:35 PM
Last Method Update : 9/10/2008 3:40:59 PM
Method : \\gcserver\gcdata\Projects\GC9\Method\2008\mee041508E.met
Sequence : \\gcserver\gcdata\Projects\GC9\Sequence\2008\mee091208.seq
Data Description : {Data Description}

Instrument : GC~~6~~9 (Offline)
Data Acquired By : sheneman
Data Processed By : sheneman
Inj. Vol. (uL) : 300
Vial : N/A

FID 1 Results

Compound Name	RT	Expected RT	Peak Area	Integration Codes	Concentration	Conc. Units
Methane	1.73	1.73	1471	BV	~~0.49~~ <RL	ug/L
Ethene	1.94	1.94	163	VB	~~0.34~~ NJG	ug/L
Ethane	2.05	2.05	196	BR	~~0.40~~ ↓	ug/L

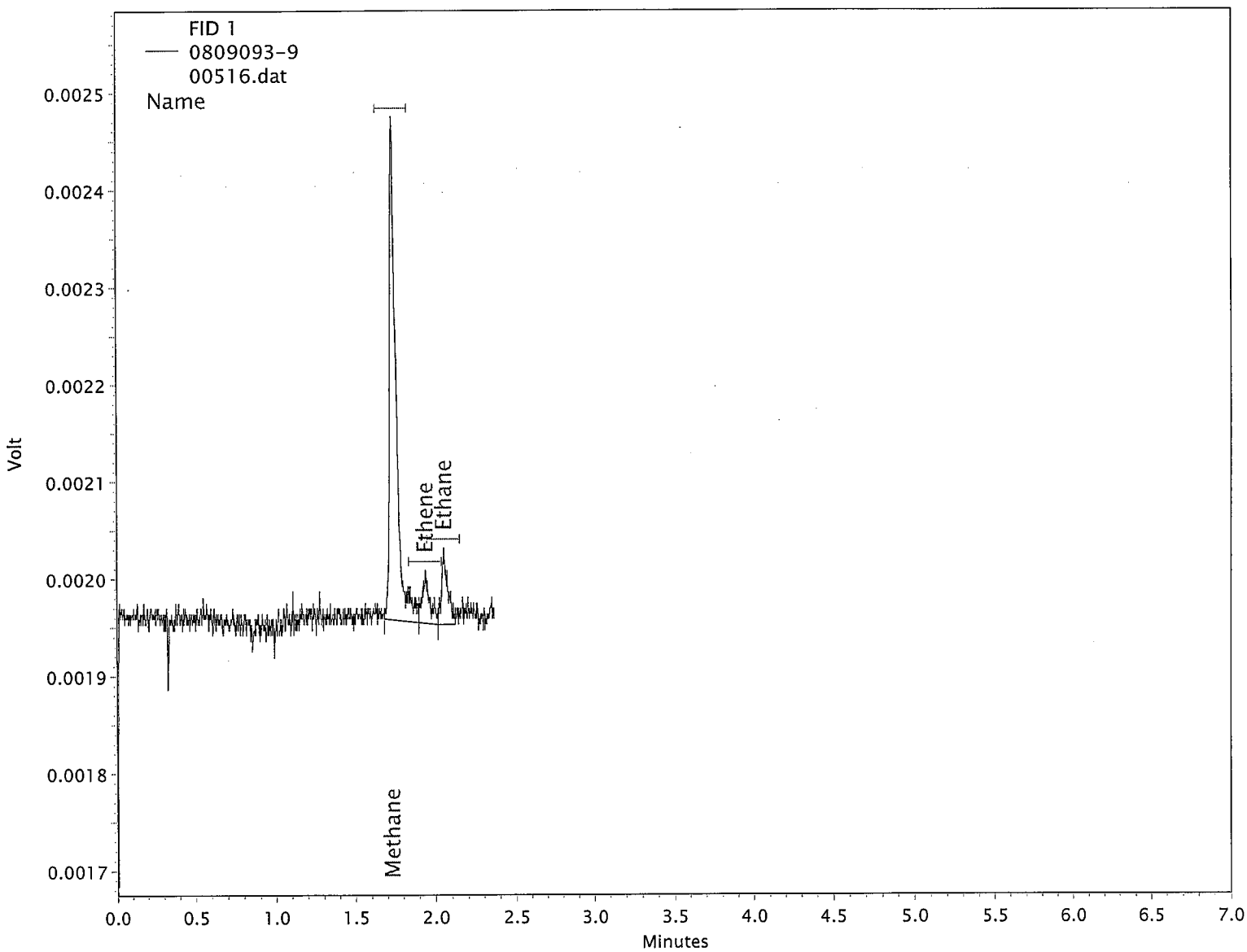

Column : GS-Carbon Plot

(1st int. code is for peak start, 2nd int code is for peak stop) B=baseline, f=force start or stop, I=ended by int. off event, N=begin negative peak, P=end negative peak, H=forward horiz, h=backward horiz, M=manual baseline or peak, m=move baseline start/stop, S=shoulder, T=tangent skim, V=valley, v=forced valley point, x=split peak, E=end of chromatogram encountered, R=reset baseline, L=lowest point horiz.

Printed On : 9/12/2008 2:32:39 PM

Raw Data Quality Control Samples

Dissolved Gases (RSK175) Quantitation Report

Paragon Analytics

Sample : CCS
Filename : \\gcserver\gcdata\Projects\GC9\Data\2008\mee091208\00503.dat
Acquisition Date : 9/12/2008 12:33:10 PM
Quantitation Date : 9/12/2008 2:30:36 PM
Last Method Update : 9/10/2008 3:40:59 PM
Method : \\gcserver\gcdata\Projects\GC9\Method\2008\mee041508E.met
Sequence : \\gcserver\gcdata\Projects\GC9\Sequence\2008\mee091208.seq
Data Description : {Data Description}

Instrument : GC~~6~~9 (Offline)
Data Acquired By : sheneman
Data Processed By : sheneman
Inj. Vol. (uL) : 300
Vial : N/A

FID 1 Results

Compound Name	RT	Expected RT	Peak Area	Integration Codes	Concentration	Conc. Units
Methane	1.73	1.73	258045	BB	126.42	ug/L
Ethene	1.94	1.94	303545	BV	225.29	ug/L
Ethane	2.05	2.05	458463	VR	236.59	ug/L

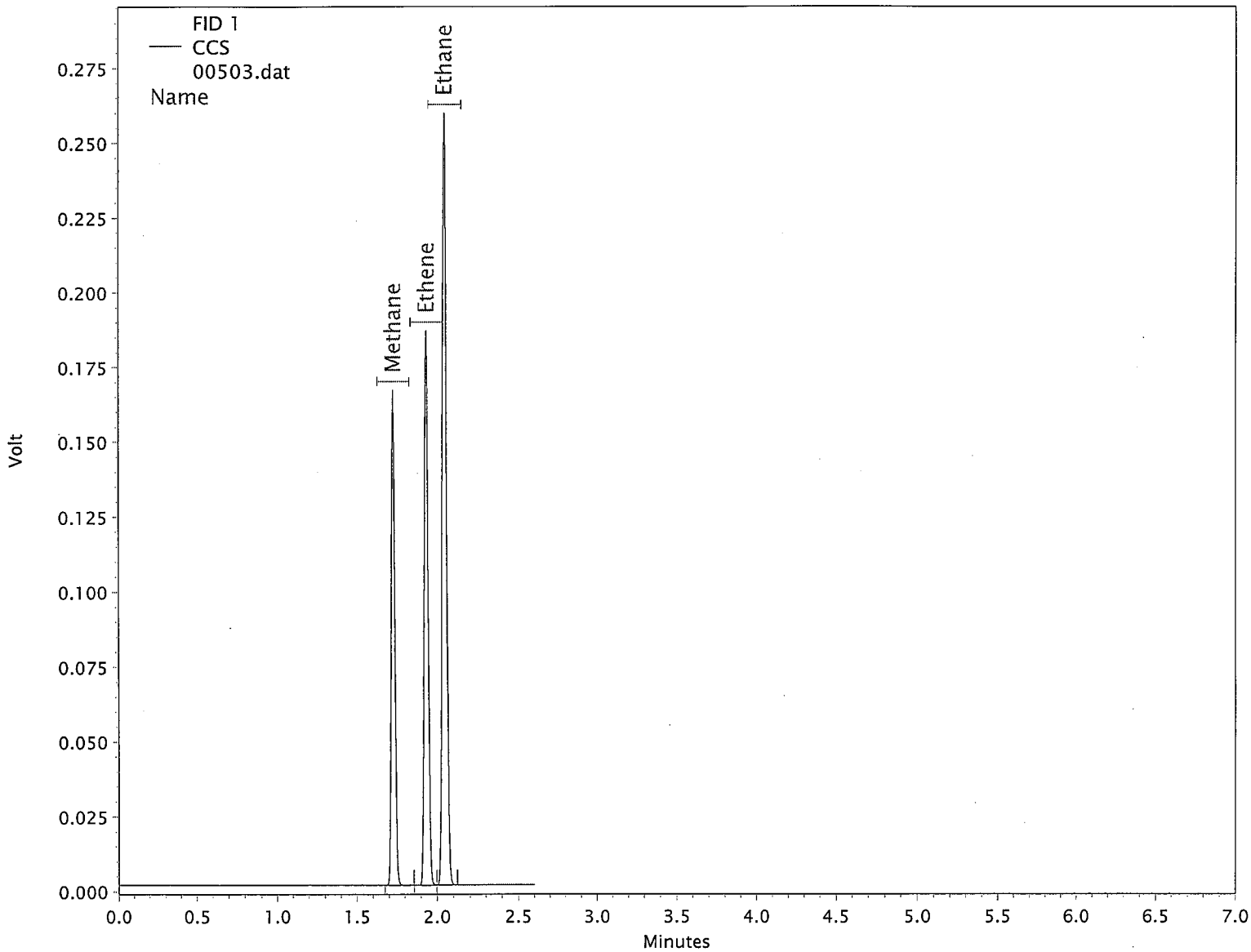

Column : GS-Carbon Plot

(1st int. code is for peak start, 2nd int code is for peak stop) B=baseline, f=force start or stop, I=ended by int. off event, N=begin negative peak, P=end negative peak, H=forward horiz, h=backward horiz, M=manual baseline or peak, m=move baseline start/stop, S=shoulder, T=tangent skim, V=valley, v=forced valley point, x=split peak, E=end of chromatogram encountered, R=reset baseline, L=lowest point horiz.

Printed On : 9/12/2008 2:30:40 PM

Dissolved Gases (RSK175) Quantitation Report

Paragon Analytics

Sample : CCD
Filename : \\gcserver\gcdata\Projects\GC9\Data\2008\mee091208\00513.dat
Acquisition Date : 9/12/2008 1:29:50 PM
Quantitation Date : 9/12/2008 2:32:08 PM
Last Method Update : 9/10/2008 3:40:59 PM
Method : \\gcserver\gcdata\Projects\GC9\Method\2008\mee041508E.met
Sequence : \\gcserver\gcdata\Projects\GC9\Sequence\2008\mee091208.seq
Data Description : {Data Description}

Instrument : GC~~6~~9 (Offline) DS 9-12-08
Data Acquired By : sheneman
Data Processed By : sheneman
Inj. Vol. (uL) : 300
Vial : N/A

FID 1 Results

Compound Name	RT	Expected RT	Peak Area	Integration Codes	Concentration	Conc. Units
Methane	1.73	1.73	266199	BB	130.43	ug/L
Ethene	1.94	1.94	314559	BV	233.47	ug/L
Ethane	2.05	2.05	475235	VR	245.25	ug/L

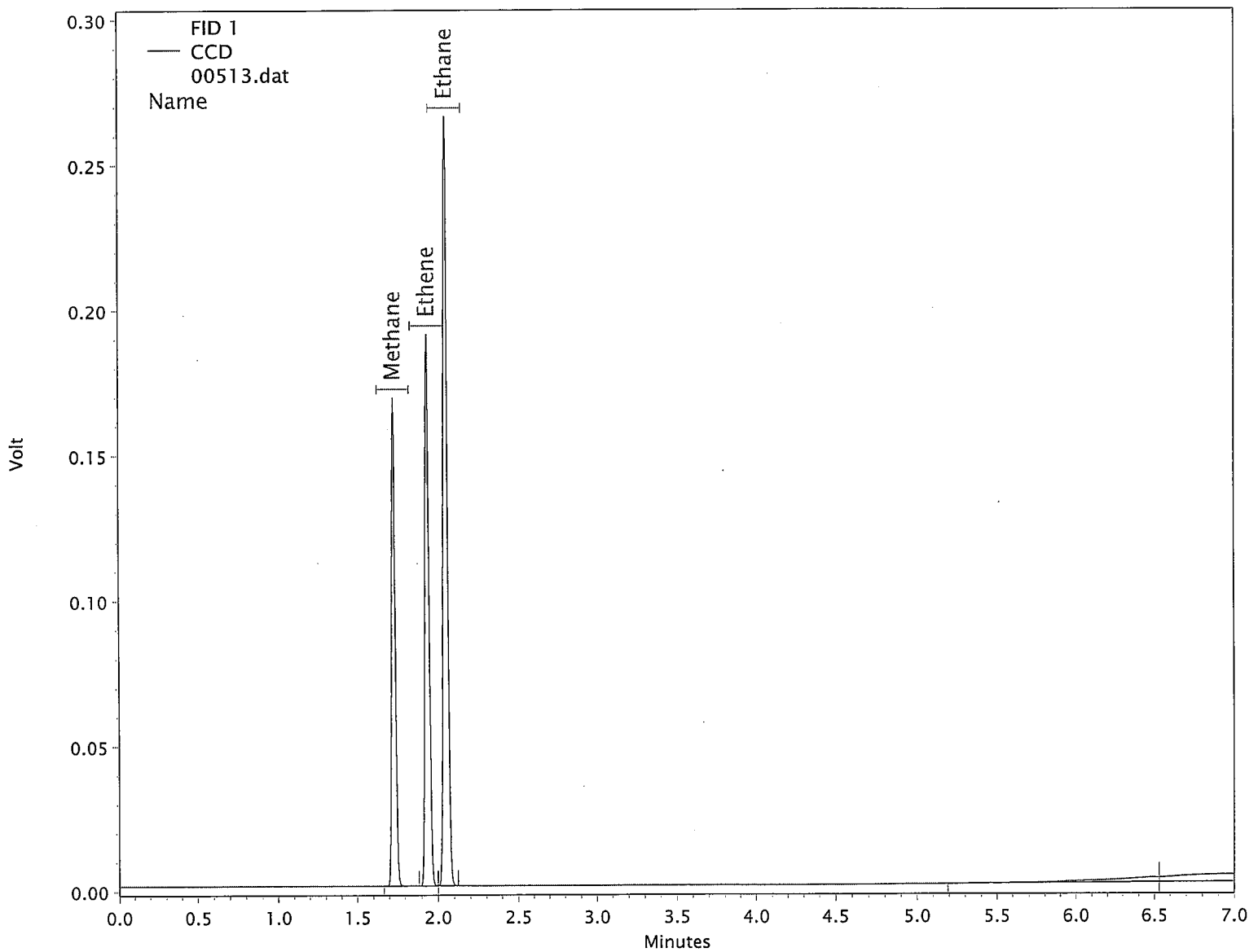

Column : GS-Carbon Plot

(1st int. code is for peak start, 2nd int code is for peak stop) B=baseline, f=force start or stop, I=ended by int. off event, N=begin negative peak, P=end negative peak, H=forward horiz, h=backward horiz, M=manual baseline or peak, m=move baseline start/stop, S=shoulder, T=tangent skim, V=valley, v=forced valley point, x=split peak, E=end of chromatogram encountered, R=reset baseline, L=lowest point horiz.

Dissolved Gases (RSK175) Quantitation Report

Paragon Analytics

Sample : 0809093-8MS
Filename : \\gcserver\gcdata\Projects\GC9\Data\2008\mee091208\00515.dat
Acquisition Date : 9/12/2008 1:46:20 PM
Quantitation Date : 9/12/2008 2:32:26 PM
Last Method Update : 9/10/2008 3:40:59 PM
Method : \\gcserver\gcdata\Projects\GC9\Method\2008\mee041508E.met
Sequence : \\gcserver\gcdata\Projects\GC9\Sequence\2008\mee091208.seq
Data Description : {Data Description}

Instrument : GC9 (Offline)
Data Acquired By : sheneman
Data Processed By : sheneman
Inj. Vol. (uL) : 300
Vial : N/A

9 DS 9-12-08

FID 1 Results

Compound Name	RT	Expected RT	Peak Area	Integration Codes	Concentration	Conc. Units
Methane	1.73	1.73	33376	BB	16.13	ug/L
Ethene	1.94	1.94	34776	BB	~~25.97~~ NTS	ug/L
Ethane	2.05	2.05	52924	BR	~~27.54~~	ug/L

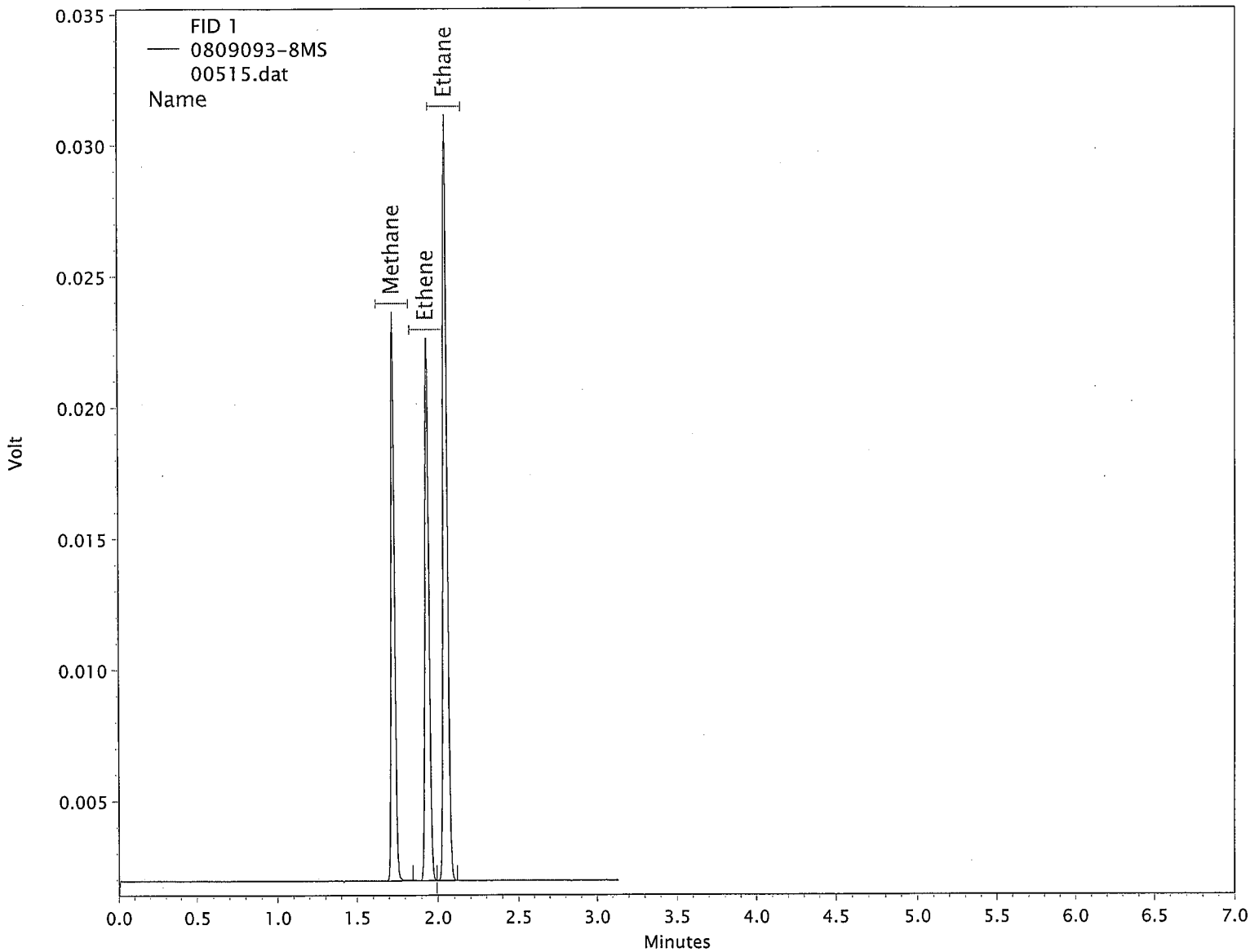

Column : GS-Carbon Plot

(1st int. code is for peak start, 2nd int code is for peak stop) B=baseline, f=force start or stop, I=ended by int. off event, N=begin negative peak, P=end negative peak, H=forward horiz, h=backward horiz, M=manual baseline or peak, m=move baseline start/stop, S=shoulder, T=tangent skim, V=valley, v=forced valley point, x=split peak, E=end of chromatogram encountered, R=reset baseline, L=lowest point horiz.

Dissolved Gases (RSK175) Quantitation Report

Paragon Analytics

Sample : 0809093-8DUP
Filename : \\gcserver\gcdata\Projects\GC9\Data\2008\mee091208\00514.dat
Acquisition Date : 9/12/2008 1:42:00 PM
Quantitation Date : 9/12/2008 2:32:17 PM
Last Method Update : 9/10/2008 3:40:59 PM
Method : \\gcserver\gcdata\Projects\GC9\Method\2008\mee041508E.met
Sequence : \\gcserver\gcdata\Projects\GC9\Sequence\2008\mee091208.seq
Data Description : {Data Description}

Instrument : GC~~6~~ (Offline)
Data Acquired By : sheneman
Data Processed By : sheneman
Inj. Vol. (uL) : 300
Vial : N/A

DS 9-12-08

FID 1 Results

Compound Name	RT	Expected RT	Peak Area	Integration Codes	Concentration	Conc. Units
Methane	1.73	1.73	3205	BB	1.34	ug/L
Ethene	1.95	1.94	107	BB	~~0.30~~ NTC	ug/L
Ethane	2.07	2.05	201	BR	~~0.40~~	ug/L

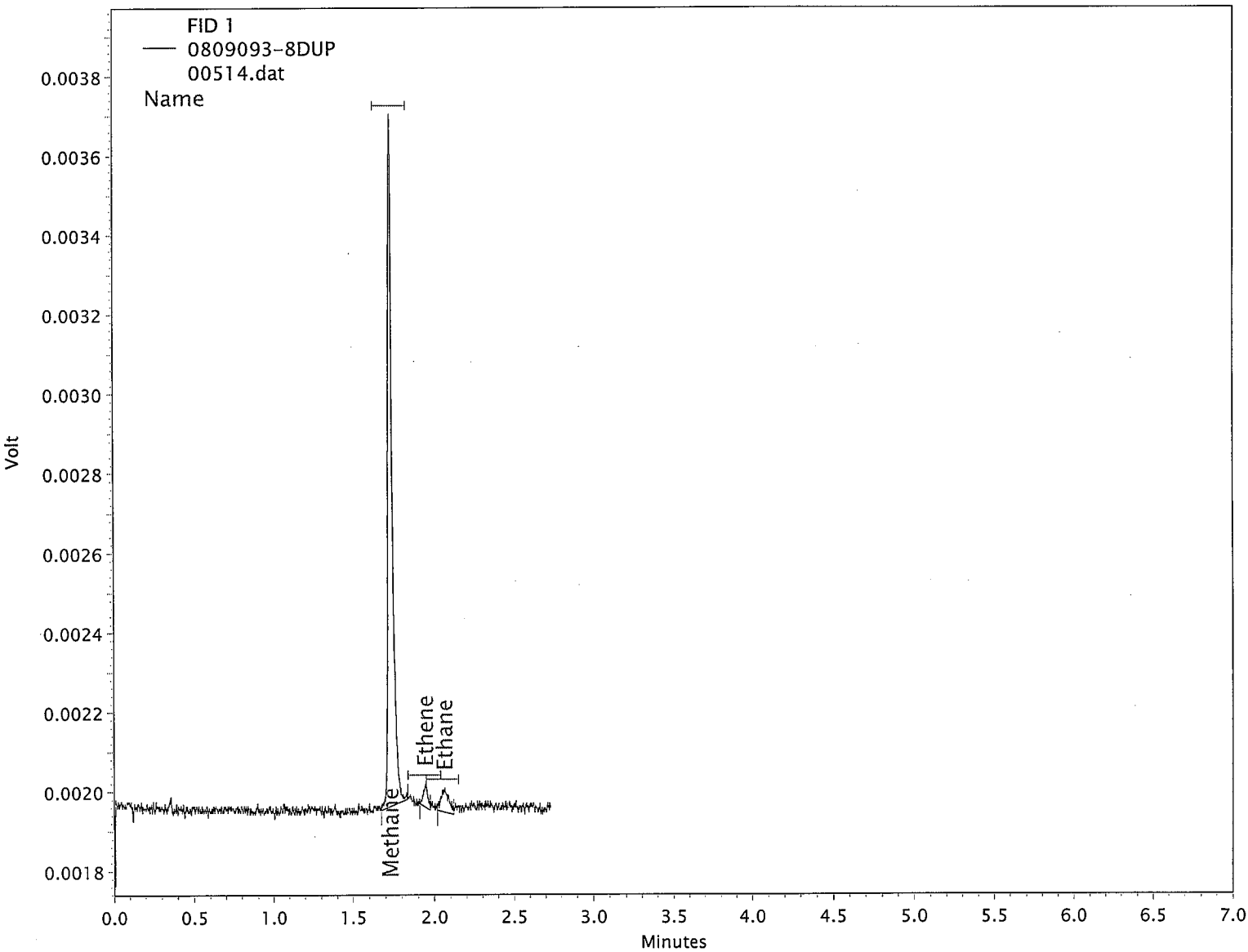

Column : GS-Carbon Plot

(1st int. code is for peak start, 2nd int code is for peak stop) B=baseline, f=force start or stop, I=ended by int. off event, N=begin negative peak, P=end negative peak, H=forward horiz, h=backward horiz, M=manual baseline or peak, m=move baseline start/stop, S=shoulder, T=tangent skim, V=valley, v=forced valley point, x=split peak, E=end of chromatogram encountered, R=reset baseline, L=lowest point horiz.

Paragon Analytics

GC/MS Volatiles Case Narrative

URS

Prather Phase 1 Investigation

Order Number – 0809093

1. This report consists of 9 water samples. The samples were received cool and intact by Paragon on 09/12/08. All aqueous samples were free of headspace prior to analysis.

2. These samples were prepared according to SW-846, 3rd Edition procedures. Specifically, the water samples were prepared by purging 10 mL using purge and trap procedures based on Method 5030C.

3. The samples were analyzed using GC/MS with an RTX-624, RTX-VMS, or equivalent capillary column according to Paragon Standard Operating Procedure 525 Revision 12 based on SW-846 Method 8260B. All positive results were quantitated against the initial calibration standards using the internal standard technique. The identification of positive results was achieved by a comparison of the retention time and mass spectrum of the sample versus the daily calibration standard.

4. All initial calibration criteria for SPCC's and CCC's were met. If average response factors were used in the initial calibration, %RSD was ≤15%. If linear or higher order regression calibrations were used in the initial calibration, the coefficient of determination (r^2) ≥0.99.

5. All initial calibrations are verified by comparing a second source standard calibration verification (ICV) against the calibration curve. All target compounds in the second source verification had a %D of less than 25%.

6. All criteria for SPCC's and CCC's were met in daily (continuing) calibration verifications (CCV).

7. Methylene chloride, acetone and 2-butanone are common laboratory contaminants. In order to minimize the levels of these compounds detected in the gc/ms analysis, Paragon has designated its volatile laboratory as a restricted access area. In addition,

the laboratory has been equipped with a dedicated, air intake and exhaust system that operates under positive pressure in order to minimize cross contamination of these compounds. Due to fluctuations in ambient laboratory conditions, reported sample values for common laboratory contaminants may be due to lab contamination even if the compound in question is not detected in the associated method blank.

All method blank criteria were met.

8. All laboratory control spike and laboratory control spike duplicate recoveries and RPDs were within the acceptance criteria.

9. Sample 0809093-8 was designated as the quality control sample for this analysis. Similarity of matrix and therefore relevance of the QC results should not be automatically inferred for any sample other than the native sample selected for QC.

   All matrix spike and matrix spike duplicate recoveries and RPDs were within acceptance criteria.

10. The samples were analyzed within the established holding time.

11. All surrogate recoveries were within acceptance criteria.

12. All internal standard recoveries were within acceptance criteria.

13. Manual integrations are performed when needed to provide consistent and defensible data following the guidelines in Paragon Analytics Standard Operating Procedure 939 Revision 3. The chromatographic data system marks the manual integrations with an m on the quantitation report. Whenever manual integrations are performed, before and after chromatograms of the peak that was manually integrated are included in the report along with the reason why the re-integration was necessary.

The data contained in the following report have been reviewed and approved by the personnel listed below. In addition, Paragon Analytics certifies that the analyses reported herein are true, complete and correct within the limits of the methods employed.

Sharon L. Jobes Organics Primary Data Reviewer	9-15-08 Date
Steven D. White Organics Final Data Reviewer	9-15-08 Date

Paragon Analytics
Data Qualifier Flags
Chromatography and Mass Spectrometry

U or ND:	**This flag indicates that the compound was analyzed for but not detected.**
J:	**This flag indicates an estimated value. This flag is used as follows : (1) when estimating a concentration for tentatively identified compounds (TICs) where a 1:1 response is assumed; (2) when the mass spectral and retention time data indicate the presence of a compound that meets the volatile and semivolatile GC/MS identification criteria, and the result is less than the reporting limit (RL) but greater than the method detection limit (MDL); (3) when the retention time data indicate the presence of a compound that meets the GC identification criteria, and the result is less than the RL but greater than the MDL; and (4) the reported value is estimated.**
B:	**This flag is used when the analyte is detected in the associated method blank as well as in the sample. It indicates probable blank contamination and warns the data user. This flag shall be used for a tentatively identified compound (TIC) as well as for a positively identified target compound.**
E:	**This flag identifies compounds whose concentration exceeds the upper level of the calibration range.**
A:	**This flag indicates that a tentatively identified compound is a suspected aldol-condensation product.**
X:	**This flag indicates that the analyte was diluted below an accurate quantitation level.**
***:**	**This flag indicates that a spike recovery is equal to or outside the control criteria used.**
+:	**This flag indicates that the relative percent difference (RPD) equals or exceeds the control criteria.**

Paragon Analytics

Sample Number(s) Cross-Reference Table

Paragon OrderNum: 0809093
Client Name: URS
Client Project Name: Prather Phase 1 Investigation
Client Project Number:
Client PO Number: Prather-2008

Client Sample Number	Lab Sample Number	COC Number	Matrix	Date Collected	Time Collected
PS-MW12D	0809093-1		WATER	10-Sep-08	10:10
PS-MW13D	0809093-2		WATER	10-Sep-08	10:45
PS-MW07S	0809093-3		WATER	10-Sep-08	11:45
PS-MW07S Dup	0809093-4		WATER	10-Sep-08	11:45
PS-MW07D	0809093-5		WATER	10-Sep-08	13:00
PS-MW09S	0809093-6		WATER	10-Sep-08	13:45
PS-MW10S	0809093-7		WATER	10-Sep-08	14:40
PS-MW10D	0809093-8		WATER	10-Sep-08	15:15
PS-MW11S	0809093-9		WATER	10-Sep-08	16:30

0809093

CHAIN OF CUSTODY RECORD / ANALYTICAL SERVICES AGREEMENT **

Evergreen Analytical Laboratory Inc.

4036 Youngfield St.
Wheat Ridge, Colorado 80033
(303) 425-6021
FAX (303) 425-6854
(877) 737-4521
info@evergreenanalytical.com

CLIENT INFORMATION

Mail **Original** Report to: URS Corporation
Attn ~~8181 East Tufts Avenue~~ Mark Leworsen
Address 8181 East Tufts Avenue
City Denver State CO Zip 80237
Tel # 303-694-2770 Fax # 303-930-6040 E-mail Mark_Leworsen@URSCorp.com

REPORT ALSO BY ☒ FAX ☒ PDF ☒ EDD

REPORT CHROMATOGRAMS ☐ NO (Yes)

Mail Invoice to: Same
Attn
Address
City State Zip
Tel # Fax #

Project ID# Prather Phase I Investigation
P.O. Quote
Sampler MEM

NOTE: *Identify Known Hazards Below*

CONFIRMATION OF SAMPLE RECEIPT REQUIRED? ☐ YES

Report Results by: (Date)*
Standard 2 working weeks ☐
UST Analyses per Fee Schedule ☐
* Rush: ☐ less than 24 hrs, 150% ☐ 1 - 2 work days, 100%
☒ 3 - 5 work days, 50% ☐ 6 - 9 work days, 25%
*Subject to surcharge & exceptions noted in fee schedule.

	SAMPLE IDENTIFICATION	DATE SAMPLED	TIME	No. of Containers	MATRIX: 1) Drinking Water or 2) Discharge Water or 3) Ground Water (circle one)	Soil / Solid / Air / Gas	Oil / Sludge / Wipe	TCLP VOA/BNA/Pest/Herb/Metals (circle)	Volatile Organics 8260/624 (circle)	Semi-volatile Organics BNA, PAH, PNA 8270/625 (circle)	Chlorinated Pesticides 8081/608 (circle)	Organophosphorous Pesticides 8270	PCBs/8082/608/screen (circle)	Herbicides 8151	BTEX 8021/602/8260/MTBE (circle)	TVPH 8015mod. / 8260 (circle)	TEPH 8015mod. (Diesel)	Total Metals - DW / NPDES / SW846 (circle & list metals below)	Dissolved Metals - DW / SW846 (circle & list metals below)	Oil & Grease 1664 / 9071 (circle)	TRPH 418.1	Anions 300.0 (circle below)	Major Cations	Total Alkinity	TDS / conductivity	Dissolved Methane	Sulfide	For Laboratory Use Only
1	PS-MW12D	9/10/08	10:10	10					X									X				X	X	X	X	X	X	
2	PS-MW13D		10:45	10					X									X				X	X	X	X	X	X	
3	PS-MW07S		11:45	10					X									X				X	X	X	X	X	X	
4	PS-MW07S Dup		11:45	10					X									X				X	X	X	X	X	X	
5	PS-MW07D		13:00	7					X									X				X				X		
6	PS-MW09S		13:45	10					X									X				X	X	X	X	X	X	
7	PS-MW10S		14:40	10					X									X				X	X	X	X	X	X	
8	PS-MW10D		15:15	10					X									X				X	X	X	X	X	X	
	PS-MW10D-MS		15:15	10					X									X				X	X	X	X	X	X	
	PS-MW10D-MSD		15:15	10					X									X				X	X	X	X	X	X	
	Sample Fraction																											

Instructions: Run Extended 8260 Suite, Trace Metals/Cations on non-preserved and non-Filtered - Dist lab for Dissolved. See attached Sheet for Analysis Required.

** **Important Note:** See reverse side for Terms and Conditions.

Anions: Bromide, Chloride, Nitrate, Nitrite, O-Phosphate, Sulfate (Circle)

Relinquished by: (*Signature*)	Date/Time	Received by: (*Signature*)	Date/Time	Relinquished by: (*Signature*)	Date/Time	Received by: (*Signature*)	Date/Time
[signature]	9/11/08 17:00	Cheryl Trumble	9-12-08 955				

0809093

CHAIN OF CUSTODY RECORD / ANALYTICAL SERVICES AGREEMENT **

Evergreen Analytical Laboratory Inc.

4036 Youngfield St.
Wheat Ridge, Colorado 80033
(303) 425-6021
FAX (303) 425-6854
(877) 737-4521
info@evergreenanalytical.com

CLIENT INFORMATION

Mail **Original** Report to: URS Corporation
Attn Mark Levorsen
Address 8181 East Tufts Avenue
City Denver State CO Zip 80237
Tel # 303-694-2770 Fax # 303-930-6040 E-mail Mark_Levorsen@URSCorp.com

REPORT ALSO BY ☒ FAX ☒ PDF ☒ EDD

REPORT CHROMATOGRAMS ❑ NO (Yes)

Mail Invoice to: Same
Attn
Address
City State Zip
Tel # Fax #

Project ID# Prather ~~Spring~~ Phase I Inv.
P.O. Quote
Sampler MEM, KHB

NOTE: *Identify Known Hazards Below*

Report Results by: (Date)*
Standard 2 working weeks ❑
UST Analyses per Fee Schedule ❑
* Rush: ❑ less than 24 hrs, 150% ❑ 1 - 2 work days, 100%
☒ 3 - 5 work days, 50% ❑ 6 - 9 work days, 25%
*Subject to surcharge & exceptions noted in fee schedule.

CONFIRMATION OF SAMPLE RECEIPT REQUIRED? ❑ YES

	SAMPLE IDENTIFICATION	DATE SAMPLED	TIME	No. of Containers	MATRIX: 1)Drinking Water or 2)Discharge Water or 3)Ground Water (circle one)	Soil / Solid / Air / Gas	Oil / Sludge / Wipe	TCLP VOA/BNA/Pest/Herb/Metals (circle)	Volatile Organics 8260/624 (circle)	Semi-volatile Organics BNA, PAH, PNA 8270/625 (circle)	Chlorinated Pesticides 8081/608 (circle)	Organophosphorous Pesticides 8270	PCBs/8082/608/screen (circle)	Herbicides 8151	BTEX 8021/602/8260/MTBE (circle)	TVPH 8015mod. / 8260 (circle)	TEPH 8015mod. (Diesel)	Total Metals - DW / NPDES / SW846 (circle & list metals below)	Dissolved Metals - DW / SW846 (circle & list metals below)	Oil & Grease 1664 / 9071 (circle)	TRPH 418.1	Anions 300.0 (circle below)	Major Cations	Total Alkalinity	TDS / Conductivity	Dissolved Methane	Sulfide		For Laboratory Use Only
9	PS-MW11S	9/10/08	16:30	10					X									X				X	X	X	X	X	X		
	Sample Fraction																												

Instructions: Run Extended 8260 suite - Trace Metals/Cations are non preserved & non-filtered - lab needs to filter & preserve and run for dissolved See attached sheet for analysis Required.

** **Important Note:** See reverse side for Terms and Conditions.

Anions: Bromide, Chloride, Nitrate, Nitrite, O-Phosphate, Sulfate (Circle)

Relinquished by: (*Signature*)	Date/Time	Received by: (*Signature*)	Date/Time	Relinquished by: (*Signature*)	Date/Time	Received by: (*Signature*)	Date/Time
MEM	9/11/08 17:00	Cheryl Trumble	9-12-08 955				

0809093

Table 2 - Aqueous Sample Collection, Handling, and Analysis Summary

Analyte Class	Analysis	Method	Reporting Limit	Holding Time	Bottle and Preservation
Organics	Volatile Organics (including BTEX)	SW8260M extended	Varies by analyte	14 days	3 x 40 ml glass vial, pH < 2 with HCl, ≤6°C
	Methane	RSK-175	1.0 mg/l	7 days	3 x 40 ml glass vial. ≤6°C
Trace and Other Metals	Arsenic, dissolved	SW6020	0.002 mg/l	6 months	field-filtered into 1 L poly bottle, pH < 2 with HNO_3, ≤6°C
	Barium, dissolved		0.025 mg/l		
	Boron, dissolved		0.2 mg/l		
	Cadmium, dissolved		0.001 mg/l		
	Chromium, dissolved		0.005 mg/l		
	Copper, dissolved		0.025 mg/l		
	Lead, dissolved		0.005 mg/l		
	Selenium, dissolved		0.005 mg/l		
	Silver, dissolved		0.002 mg/l		
Major Cations	Calcium, dissolved	SW6010B	0.387 mg/l		
	Iron, dissolved		0.07 mg/l		
	Magnesium, dissolved		0.15 mg/l		
	Manganese, dissolved		0.005 mg/l		
	Potassium, dissolved		0.34 mg/l		
	Sodium, dissolved		0.4 mg/l		
Major Anions	Bromide	EPA 300.0	0.2 mg/l	28 days	1 L poly bottle, ≤6°C
	Chloride		0.5 mg/l		
	Sulfate		0.5 mg/l		
	Nitrite + Nitrate as N		0.061 mg/l		
	Fluoride	SM4500-F C	0.2 mg/l	28 days	
	Bicarbonate alkalinity	SM2320B	5 mg/l	14 days	
	Carbonate alkalinity		5 mg/l		
	Hydroxide alkalinity		5 mg/l		

Filter & Preserve @ lab. Run for Dissolved as stated.

0809093

Analyte Class	Analysis	Method	Reporting Limit	Holding Time	Bottle and Preservation
	Total alkalinity		5 mg/l		
	Total Dissolved Solids (TDS)	EPA 160.1	10 mg/l	7 days	
	Sulfide	SM4500-S C/F	0.5 mg/l	7 days	5 ml of 10N Zinc acetate, pH > 9 with NaOH ≤6°C
Other Parameters	Conductivity	SM2510B	1 mmhos/cm	48 hours	≤6°C
	Cation/Anion Charge Balance	SM1030F (calculation)	NA	NA	NA

SW = Test Methods for Evaluating Solid Waste, Physical/Chemical Methods, USEPA Office of Solid Waste (SW-846), including all updates.

SM = Standard Methods for the Examination of Water and Wastewater, 20th Edition, EPA.

EPA = Methods for the Chemical Analysis of Water and Wastewater (MCAWW), 1983, EPA

NA = Not applicable

CONDITION OF SAMPLE UPON RECEIPT FORM **Paragon Analytics**

Client: URS Workorder No: 0809093

Project Manager: DF Initials: CT Date: 9-12-08

1. Does this project require any **special handling** in addition to standard Paragon procedures?		YES	(NO)
2. Are custody **seals** on **shipping containers** intact?	NONE	(YES)	NO
3. Are Custody seals on **sample containers** intact?	(NONE)	YES	NO
4. Is there a **COC (Chain-of-Custody) present** or other representative documents?		(YES)	NO
5. Are the **COC and bottle labels complete and legible**?		(YES)	NO
6. Is the **COC in agreement** with samples received? (IDs, dates, times, no. of samples, no. of containers, matrix, requested analyses, etc.)		YES	(NO)
7. Were **airbills / shipping documents** present and/or removable?	DROP OFF	(YES)	NO
8. Are all aqueous **samples requiring preservation preserved correctly?** (excluding volatiles)	N/A	YES	(NO)
9. Are all aqueous **non-preserved samples pH 4-9**?	N/A	(YES)	NO
10. Is there **sufficient sample** for the requested analyses?		(YES)	NO
11. Were all samples placed in the **proper containers** for the requested analyses?		(YES)	NO
12. Are all samples within **holding times** for the requested analyses?		(YES)	NO
13. Were all sample containers received **intact**? (not broken or leaking, etc.)		(YES)	NO
14. Are all samples requiring **no** headspace (**VOC, GRO, RSK/MEE, Rx CN/S, radon**) headspace free? **Size of bubble**: ____ < green pea ____ > green pea	N/A	YES	(NO)
15. Do perchlorate LCMS-MS samples **have** headspace? (at least 1/3 of container required)	(N/A)	YES	NO
16. Were samples checked for and free from the presence of **residual chlorine?** (Applicable when PM has indicated samples are from a chlorinated water source; note if field preservation with sodium thiosulfate was not observed.)	(N/A)	YES	NO
17. Were the samples **shipped on ice**?		(YES)	NO
18. Were cooler temperatures measured at 0.1-6.0°C? **IR gun used*:** #2 (#4)	RAD ONLY	(YES)	NO

Cooler #:	1	2							
Temperature (°C):	3.8	2.6							
No. of custody seals on cooler:	1	1							
DOT Survey/ Acceptance Information — External µR/hr reading:	13	13							
Background µR/hr reading:	13								

Were external µR/hr readings ≤ two times background and within DOT acceptance criteria? (YES) / NO / NA (If no, see Form 008.)

Additional Information: PROVIDE DETAILS BELOW FOR A NO RESPONSE TO ANY QUESTION ABOVE, EXCEPT #1 AND #16.

PS-MW12D - Time on label: 1040 ~~ft~~ CT 9.12.08 sulfide bottles pH 7 (All)

PS-MW07S - ↓ 11:00

PS-MW07S Dup ↓ 11:00 PS-MW07D - 1 bottle for Anions + metals

PS-MW10D - ↓ 15:05

If applicable, was the client contacted? (YES) NO / NA Contact: Shari O'Connor Date/Time: 9/12/08 Login report

Project Manager Signature / Date: Debbie Fazio 9/12/08

*IR Gun #2: Oakton, SN 29922500201-0066 *IR Gun #4: Oakton, SN 2372220101-0002

CONDITION OF SAMPLE UPON RECEIPT FORM

Paragon Analytics

Client: URS

Workorder No: 0809093

Project Manager: DF

Initials: CT

Date: 9-12-08

Additional Information:

Paragon to filter + preserve metals

Sample - 5 logged for full anim suite on associated table

No further preservation done to sulfide bottles as directed by URS

Headspace:

Paragon Sample ID	Client Sample ID	Requested Analyses	Temperature °C	Cooler Number
0809093-1-1				
-3-1	< green pea			
-4-1				
-4-4				
-5-4	>> green pea			
-7-1				
-7-2				
-7-3	< green pea			
-8-7				
-8-12				
-8-15				

If applicable, was the client contacted? YES / NO / NA Contact: Sheri O'Connor Date/Time: 9/12/08 login report

Project Manager Signature / Date: Debbie Fazio 9/12/08

Form 201r21.xls (7/30/08)

0809093

FedEx Express **US Airbill** FedEx Tracking Number 8662 6664 0715

RECIPIENT: PEEL HERE

1 From This portion can be removed for Recipient's records.

Date 9/11/08 FedEx Tracking Number 866266640715

Sender's Name Kris Powe Phone 970 243-3271

Company HRL COMPLIANCE SOLUTIONS

Address 216 NORTH AVE STE 1 Dept./Floor/Suite/Room 13

City GRAND JUNCTION State CO ZIP 81501 1-

2 Your Internal Billing Reference

3 To

Recipient's Name Sample Reciving Phone 800 443-1511

Company Paragon Analytics, Inc 2.60

Recipient's Address 225 Commerce Drive Dept./Floor/Suite/Room

We cannot deliver to P.O. boxes or P.O. ZIP codes.

Address

To request a package be held at a specific FedEx location, print FedEx address here.

City Fort Collins State CO ZIP 80524

0384077053

8662 6664 0715

4a

4b

5

Envelope* Includes FedEx Small Pak, FedEx Large Pak, and FedEx Sturdy Pak. Box FedEx Tube Other

6 Special Handling Include FedEx address in

SATURDAY Delivery Not available for FedEx Standard Overnight, FedEx First Overnight, FedEx Express Saver, or FedEx 3Day Freight.

HOLD Weekday at FedEx Location Not available for FedEx First Overnight.

Available for Overnight or 2Day to select locations. Priority

Does this shipment contain dangerous goods? One box must be checked.

No Yes As per attached Shipper's Declaration. Yes Shipper's Declaration not required. Dry Ice Dry Ice, 9, UN 1845 x Cargo Aircraft Only

Dangerous goods (including dry ice) cannot be shipped in FedEx packaging.

7 Payment Bill to: Enter FedEx Acct. No. or Credit Card No. below. Obtain Recip. Acct. No.

Sender Acct. No. in Section 1 will be billed. Recipient Third Party Credit Card Cash/Check

Total Packages 2 Total Weight

†Our liability is limited to $100 unless you declare a higher value. See the current FedEx Service Guide for details.

Credit Card Auth

fedex.com 1.800.GoFedEx 800

Part # 156297-435 RIT 08/08

FedEx 0001/0002 FRI - 12 SEP AA
PRIORITY OVERNIGHT

TRK# 0215 8662 6664 0715

MASTER

80524 CO-US DEN

72 FTCA

emp# 439253 11SEP08 17:45

Part # 156297

FedEx MPS 11SEP 17:42 Pcs: 2 1 of 1 Emp#: 439253 Rt#: STA

866266640715

MASTER TRK#:

0809093

FedEx 0002/0002 FRI - 12 SEP AA
PRIORITY OVERNIGHT

MPS# 0681 7955 1949 1485
Mstr# 8662 6664 0715 0215

80524
CO-US
DEN

72 FTCA

emp# 439253 11SEP08 17:45

13 1-

3.8°C

RT 611 A

FZ 1485
09.12

Analytical Results

GC/MS Volatiles

Method SW8260_25B

Method Blank

Lab Name: **Paragon Analytics**
Work Order Number: 0809093
Client Name: URS
ClientProject ID: Prather Phase 1 Investigation

Lab ID: VL080912-3MB

Sample Matrix: WATER
% Moisture: N/A
Date Collected: N/A
Date Extracted: 12-Sep-08
Date Analyzed: 12-Sep-08

Prep Batch: VL080912-3
QCBatchID: VL080912-3-1
Run ID: VL080912-3A
Cleanup: NONE
Basis: N/A
File Name: C12254

Sample Aliquot: 10 ml
Final Volume: 10 ml
Result Units: UG/L
Clean DF: 1

CASNO	Target Analyte	DF	Result	Reporting Limit	MDL	Result Qualifier	EPA Qualifier
75-71-8	DICHLORODIFLUOROMETHANE	1	1	1	0.17	U	
74-87-3	CHLOROMETHANE	1	1	1	0.17	U	
75-01-4	VINYL CHLORIDE	1	1	1	0.17	U	
74-83-9	BROMOMETHANE	1	1	1	0.25	U	
75-00-3	CHLOROETHANE	1	1	1	0.25	U	
75-69-4	TRICHLOROFLUOROMETHANE	1	1	1	0.17	U	
75-35-4	1,1-DICHLOROETHENE	1	1	1	0.17	U	
76-13-1	1,1,2-TRICHLORO-1,2,2-TRIFLUOROET	1	1	1	0.17	U	
67-64-1	ACETONE	1	10	10	3.3	U	
74-88-4	IODOMETHANE	1	1	1	0.17	U	
75-15-0	CARBON DISULFIDE	1	1	1	0.17	U	
75-09-2	METHYLENE CHLORIDE	1	1	1	0.17	U	
156-60-5	TRANS-1,2-DICHLOROETHENE	1	1	1	0.17	U	
1634-04-4	METHYL TERTIARY BUTYL ETHER	1	1	1	0.24	U	
75-34-3	1,1-DICHLOROETHANE	1	1	1	0.17	U	
108-05-4	VINYL ACETATE	1	2	2	0.27	U	
156-59-2	CIS-1,2-DICHLOROETHENE	1	1	1	0.17	U	
78-93-3	2-BUTANONE	1	10	10	1.7	U	
74-97-5	BROMOCHLOROMETHANE	1	1	1	0.21	U	
67-66-3	CHLOROFORM	1	1	1	0.17	U	
71-55-6	1,1,1-TRICHLOROETHANE	1	1	1	0.17	U	
594-20-7	2,2-DICHLOROPROPANE	1	1	1	0.17	U	
56-23-5	CARBON TETRACHLORIDE	1	1	1	0.17	U	
563-58-6	1,1-DICHLOROPROPENE	1	1	1	0.17	U	
107-06-2	1,2-DICHLOROETHANE	1	1	1	0.17	U	
71-43-2	BENZENE	1	1	1	0.17	U	
79-01-6	TRICHLOROETHENE	1	1	1	0.17	U	
78-87-5	1,2-DICHLOROPROPANE	1	1	1	0.17	U	

Data Package ID: *Vl0809093-1*

GC/MS Volatiles

Method SW8260_25B

Method Blank

Lab Name: **Paragon Analytics**
Work Order Number: 0809093
Client Name: URS
ClientProject ID: Prather Phase 1 Investigation

Lab ID: VL080912-3MB

Sample Matrix: WATER
% Moisture: N/A
Date Collected: N/A
Date Extracted: 12-Sep-08
Date Analyzed: 12-Sep-08

Prep Batch: VL080912-3
QCBatchID: VL080912-3-1
Run ID: VL080912-3A
Cleanup: NONE
Basis: N/A
File Name: C12254

Sample Aliquot: 10 ml
Final Volume: 10 ml
Result Units: UG/L
Clean DF: 1

74-95-3	DIBROMOMETHANE	1	1	1	0.18	U	
75-27-4	BROMODICHLOROMETHANE	1	1	1	0.17	U	
10061-01-5	CIS-1,3-DICHLOROPROPENE	1	1	1	0.17	U	
108-10-1	4-METHYL-2-PENTANONE	1	10	10	1.7	U	
108-88-3	TOLUENE	1	1	1	0.17	U	
10061-02-6	TRANS-1,3-DICHLOROPROPENE	1	1	1	0.17	U	
79-00-5	1,1,2-TRICHLOROETHANE	1	1	1	0.2	U	
591-78-6	2-HEXANONE	1	10	10	3.3	U	
127-18-4	TETRACHLOROETHENE	1	1	1	0.17	U	
142-28-9	1,3-DICHLOROPROPANE	1	1	1	0.18	U	
124-48-1	DIBROMOCHLOROMETHANE	1	1	1	0.17	U	
106-93-4	1,2-DIBROMOETHANE	1	1	1	0.17	U	
544-10-5	1-CHLOROHEXANE	1	1	1	0.28	U	
108-90-7	CHLOROBENZENE	1	1	1	0.17	U	
630-20-6	1,1,1,2-TETRACHLOROETHANE	1	1	1	0.17	U	
100-41-4	ETHYLBENZENE	1	1	1	0.17	U	
136777-61-2	M+P-XYLENE	1	1	1	0.19	U	
95-47-6	O-XYLENE	1	1	1	0.17	U	
100-42-5	STYRENE	1	1	1	0.17	U	
75-25-2	BROMOFORM	1	1	1	0.17	U	
98-82-8	ISOPROPYLBENZENE	1	1	1	0.17	U	
96-18-4	1,2,3-TRICHLOROPROPANE	1	1	1	0.49	U	
79-34-5	1,1,2,2-TETRACHLOROETHANE	1	1	1	0.17	U	
108-86-1	BROMOBENZENE	1	1	1	0.17	U	
103-65-1	N-PROPYLBENZENE	1	1	1	0.17	U	
95-49-8	2-CHLOROTOLUENE	1	1	1	0.17	U	
108-67-8	1,3,5-TRIMETHYLBENZENE	1	1	1	0.17	U	
106-43-4	4-CHLOROTOLUENE	1	1	1	0.17	U	
98-06-6	TERT-BUTYLBENZENE	1	1	1	0.18	U	
95-63-6	1,2,4-TRIMETHYLBENZENE	1	1	1	0.17	U	

Data Package ID: *Vl0809093-1*

GC/MS Volatiles

Method SW8260_25B

Method Blank

Lab Name: **Paragon Analytics**
Work Order Number: 0809093
Client Name: URS
ClientProject ID: Prather Phase 1 Investigation

Lab ID: VL080912-3MB

Sample Matrix: WATER
% Moisture: N/A
Date Collected: N/A
Date Extracted: 12-Sep-08
Date Analyzed: 12-Sep-08

Prep Batch: VL080912-3
QCBatchID: VL080912-3-1
Run ID: VL080912-3A
Cleanup: NONE
Basis: N/A
File Name: C12254

Sample Aliquot: 10 ml
Final Volume: 10 ml
Result Units: UG/L
Clean DF: 1

135-98-8	SEC-BUTYLBENZENE	1	1	1	0.17	U	
541-73-1	1,3-DICHLOROBENZENE	1	1	1	0.17	U	
99-87-6	P-ISOPROPYLTOLUENE	1	1	1	0.17	U	
106-46-7	1,4-DICHLOROBENZENE	1	1	1	0.17	U	
104-51-8	N-BUTYLBENZENE	1	1	1	0.17	U	
95-50-1	1,2-DICHLOROBENZENE	1	1	1	0.17	U	
96-12-8	1,2-DIBROMO-3-CHLOROPROPANE	1	2	2	0.64	U	
120-82-1	1,2,4-TRICHLOROBENZENE	1	1	1	0.17	U	
87-68-3	HEXACHLOROBUTADIENE	1	1	1	0.18	U	
91-20-3	NAPHTHALENE	1	1	1	0.17	U	
87-61-6	1,2,3-TRICHLOROBENZENE	1	1	1	0.2	U	

Surrogate Recovery

CASNO	Surrogate Analyte	Result	Flag	Spike Amount	Percent Recovery	Control Limits
460-00-4	4-BROMOFLUOROBENZENE	25.2		25	101	78 - 129
1868-53-7	DIBROMOFLUOROMETHANE	24		25	96	80 - 124
2037-26-5	TOLUENE-D8	22.7		25	91	81 - 119

Data Package ID: *Vl0809093-1*

GC/MS Volatiles

Method SW8260_25B

Sample Results

Lab Name: **Paragon Analytics**
Work Order Number: 0809093
Client Name: URS
ClientProject ID: Prather Phase 1 Investigation

Field ID:	PS-MW07S Dup
Lab ID:	0809093-4

Sample Matrix: WATER
% Moisture: N/A
Date Collected: 10-Sep-08
Date Extracted: 12-Sep-08
Date Analyzed: 12-Sep-08
Prep Method: SW5030 Rev C

Prep Batch: VL080912-3
QCBatchID: VL080912-3-1
Run ID: VL080912-3A
Cleanup: NONE
Basis: As Received
File Name: C12255

Sample Aliquot: 10 ml
Final Volume: 10 ml
Result Units: UG/L
Clean DF: 1

CASNO	Target Analyte	Dilution Factor	Result	Reporting Limit	MDL	Result Qualifier	EPA Qualifier
75-71-8	DICHLORODIFLUOROMETHANE	1	1	1	0.17	U	
74-87-3	CHLOROMETHANE	1	1	1	0.17	U	
75-01-4	VINYL CHLORIDE	1	1	1	0.17	U	
74-83-9	BROMOMETHANE	1	1	1	0.25	U	
75-00-3	CHLOROETHANE	1	1	1	0.25	U	
75-69-4	TRICHLOROFLUOROMETHANE	1	1	1	0.17	U	
75-35-4	1,1-DICHLOROETHENE	1	1	1	0.17	U	
76-13-1	1,1,2-TRICHLORO-1,2,2-TRIFLUOROETH	1	1	1	0.17	U	
67-64-1	ACETONE	1	10	10	3.3	U	
74-88-4	IODOMETHANE	1	1	1	0.17	U	
75-15-0	CARBON DISULFIDE	1	1	1	0.17	U	
75-09-2	METHYLENE CHLORIDE	1	0.57	1	0.17	J	
156-60-5	TRANS-1,2-DICHLOROETHENE	1	1	1	0.17	U	
1634-04-4	METHYL TERTIARY BUTYL ETHER	1	1	1	0.24	U	
75-34-3	1,1-DICHLOROETHANE	1	1	1	0.17	U	
108-05-4	VINYL ACETATE	1	2	2	0.27	U	
156-59-2	CIS-1,2-DICHLOROETHENE	1	1	1	0.17	U	
78-93-3	2-BUTANONE	1	10	10	1.7	U	
74-97-5	BROMOCHLOROMETHANE	1	1	1	0.21	U	
67-66-3	CHLOROFORM	1	1	1	0.17	U	
71-55-6	1,1,1-TRICHLOROETHANE	1	1	1	0.17	U	
594-20-7	2,2-DICHLOROPROPANE	1	1	1	0.17	U	
56-23-5	CARBON TETRACHLORIDE	1	1	1	0.17	U	
563-58-6	1,1-DICHLOROPROPENE	1	1	1	0.17	U	
107-06-2	1,2-DICHLOROETHANE	1	1	1	0.17	U	
71-43-2	BENZENE	1	0.34	1	0.17	J	

Data Package ID: *Vl0809093-1*

GC/MS Volatiles

Method SW8260_25B

Sample Results

Lab Name: **Paragon Analytics**
Work Order Number: 0809093
Client Name: URS
ClientProject ID: Prather Phase 1 Investigation

Field ID:	PS-MW07S Dup
Lab ID:	0809093-4

Sample Matrix: WATER
% Moisture: N/A
Date Collected: 10-Sep-08
Date Extracted: 12-Sep-08
Date Analyzed: 12-Sep-08
Prep Method: SW5030 Rev C

Prep Batch: VL080912-3
QCBatchID: VL080912-3-1
Run ID: VL080912-3A
Cleanup: NONE
Basis: As Received
File Name: C12255

Sample Aliquot: 10 ml
Final Volume: 10 ml
Result Units: UG/L
Clean DF: 1

79-01-6	TRICHLOROETHENE	1	1	1	0.17	U	
78-87-5	1,2-DICHLOROPROPANE	1	1	1	0.17	U	
74-95-3	DIBROMOMETHANE	1	1	1	0.18	U	
75-27-4	BROMODICHLOROMETHANE	1	1	1	0.17	U	
10061-01-5	CIS-1,3-DICHLOROPROPENE	1	1	1	0.17	U	
108-10-1	4-METHYL-2-PENTANONE	1	10	10	1.7	U	
108-88-3	TOLUENE	1	0.53	1	0.17	J	
10061-02-6	TRANS-1,3-DICHLOROPROPENE	1	1	1	0.17	U	
79-00-5	1,1,2-TRICHLOROETHANE	1	1	1	0.2	U	
591-78-6	2-HEXANONE	1	10	10	3.3	U	
127-18-4	TETRACHLOROETHENE	1	1	1	0.17	U	
142-28-9	1,3-DICHLOROPROPANE	1	1	1	0.18	U	
124-48-1	DIBROMOCHLOROMETHANE	1	1	1	0.17	U	
106-93-4	1,2-DIBROMOETHANE	1	1	1	0.17	U	
544-10-5	1-CHLOROHEXANE	1	1	1	0.28	U	
108-90-7	CHLOROBENZENE	1	1	1	0.17	U	
630-20-6	1,1,1,2-TETRACHLOROETHANE	1	1	1	0.17	U	
100-41-4	ETHYLBENZENE	1	1	1	0.17	U	
136777-61-2	M+P-XYLENE	1	1	1	0.19	U	
95-47-6	O-XYLENE	1	1	1	0.17	U	
100-42-5	STYRENE	1	1	1	0.17	U	
75-25-2	BROMOFORM	1	1	1	0.17	U	
98-82-8	ISOPROPYLBENZENE	1	1	1	0.17	U	
96-18-4	1,2,3-TRICHLOROPROPANE	1	1	1	0.49	U	
79-34-5	1,1,2,2-TETRACHLOROETHANE	1	1	1	0.17	U	
108-86-1	BROMOBENZENE	1	1	1	0.17	U	
103-65-1	N-PROPYLBENZENE	1	1	1	0.17	U	
95-49-8	2-CHLOROTOLUENE	1	1	1	0.17	U	

Data Package ID: *Vl0809093-1*

GC/MS Volatiles

Method SW8260_25B

Sample Results

Lab Name: **Paragon Analytics**
Work Order Number: 0809093
Client Name: URS
ClientProject ID: Prather Phase 1 Investigation

Field ID: PS-MW07S Dup
Lab ID: 0809093-4

Sample Matrix: WATER
% Moisture: N/A
Date Collected: 10-Sep-08
Date Extracted: 12-Sep-08
Date Analyzed: 12-Sep-08
Prep Method: SW5030 Rev C

Prep Batch: VL080912-3
QCBatchID: VL080912-3-1
Run ID: VL080912-3A
Cleanup: NONE
Basis: As Received
File Name: C12255

Sample Aliquot: 10 ml
Final Volume: 10 ml
Result Units: UG/L
Clean DF: 1

108-67-8	1,3,5-TRIMETHYLBENZENE	1	1	1	0.17	U	
106-43-4	4-CHLOROTOLUENE	1	1	1	0.17	U	
98-06-6	TERT-BUTYLBENZENE	1	1	1	0.18	U	
95-63-6	1,2,4-TRIMETHYLBENZENE	1	1	1	0.17	U	
135-98-8	SEC-BUTYLBENZENE	1	1	1	0.17	U	
541-73-1	1,3-DICHLOROBENZENE	1	1	1	0.17	U	
99-87-6	P-ISOPROPYLTOLUENE	1	1	1	0.17	U	
106-46-7	1,4-DICHLOROBENZENE	1	1	1	0.17	U	
104-51-8	N-BUTYLBENZENE	1	1	1	0.17	U	
95-50-1	1,2-DICHLOROBENZENE	1	1	1	0.17	U	
96-12-8	1,2-DIBROMO-3-CHLOROPROPANE	1	2	2	0.64	U	
120-82-1	1,2,4-TRICHLOROBENZENE	1	1	1	0.17	U	
87-68-3	HEXACHLOROBUTADIENE	1	1	1	0.18	U	
91-20-3	NAPHTHALENE	1	1	1	0.17	U	
87-61-6	1,2,3-TRICHLOROBENZENE	1	1	1	0.2	U	

Surrogate Recovery

CASNO	Surrogate Analyte	Result	Flag	Spike Amount	Percent Recovery	Control Limits
460-00-4	4-BROMOFLUOROBENZENE	27.6		25	110	78 - 129
1868-53-7	DIBROMOFLUOROMETHANE	24.4		25	98	80 - 124
2037-26-5	TOLUENE-D8	23.9		25	95	81 - 119

Data Package ID: *Vl0809093-1*

GC/MS Volatiles

Method SW8260_25B

Sample Results

Lab Name: **Paragon Analytics**
Work Order Number: 0809093
Client Name: URS
ClientProject ID: Prather Phase 1 Investigation

Field ID:	PS-MW10D
Lab ID:	0809093-8

Sample Matrix: WATER
% Moisture: N/A
Date Collected: 10-Sep-08
Date Extracted: 12-Sep-08
Date Analyzed: 12-Sep-08
Prep Method: SW5030 Rev C

Prep Batch: VL080912-3
QCBatchID: VL080912-3-1
Run ID: VL080912-3A
Cleanup: NONE
Basis: As Received
File Name: C12256

Sample Aliquot: 10 ml
Final Volume: 10 ml
Result Units: UG/L
Clean DF: 1

CASNO	Target Analyte	Dilution Factor	Result	Reporting Limit	MDL	Result Qualifier	EPA Qualifier
75-71-8	DICHLORODIFLUOROMETHANE	1	1	1	0.17	U	
74-87-3	CHLOROMETHANE	1	1	1	0.17	U	
75-01-4	VINYL CHLORIDE	1	1	1	0.17	U	
74-83-9	BROMOMETHANE	1	1	1	0.25	U	
75-00-3	CHLOROETHANE	1	1	1	0.25	U	
75-69-4	TRICHLOROFLUOROMETHANE	1	1	1	0.17	U	
75-35-4	1,1-DICHLOROETHENE	1	1	1	0.17	U	
76-13-1	1,1,2-TRICHLORO-1,2,2-TRIFLUOROETH	1	1	1	0.17	U	
67-64-1	ACETONE	1	4.2	10	3.3	J	
74-88-4	IODOMETHANE	1	1	1	0.17	U	
75-15-0	CARBON DISULFIDE	1	1	1	0.17	U	
75-09-2	METHYLENE CHLORIDE	1	0.25	1	0.17	J	
156-60-5	TRANS-1,2-DICHLOROETHENE	1	1	1	0.17	U	
1634-04-4	METHYL TERTIARY BUTYL ETHER	1	1	1	0.24	U	
75-34-3	1,1-DICHLOROETHANE	1	1	1	0.17	U	
108-05-4	VINYL ACETATE	1	2	2	0.27	U	
156-59-2	CIS-1,2-DICHLOROETHENE	1	1	1	0.17	U	
78-93-3	2-BUTANONE	1	10	10	1.7	U	
74-97-5	BROMOCHLOROMETHANE	1	1	1	0.21	U	
67-66-3	CHLOROFORM	1	1	1	0.17	U	
71-55-6	1,1,1-TRICHLOROETHANE	1	1	1	0.17	U	
594-20-7	2,2-DICHLOROPROPANE	1	1	1	0.17	U	
56-23-5	CARBON TETRACHLORIDE	1	1	1	0.17	U	
563-58-6	1,1-DICHLOROPROPENE	1	1	1	0.17	U	
107-06-2	1,2-DICHLOROETHANE	1	1	1	0.17	U	
71-43-2	BENZENE	1	1	1	0.17	U	

Data Package ID: *Vl0809093-1*

GC/MS Volatiles

Method SW8260_25B

Sample Results

Lab Name: **Paragon Analytics**
Work Order Number: 0809093
Client Name: URS
ClientProject ID: Prather Phase 1 Investigation

Field ID: PS-MW10D
Lab ID: 0809093-8

Sample Matrix: WATER
% Moisture: N/A
Date Collected: 10-Sep-08
Date Extracted: 12-Sep-08
Date Analyzed: 12-Sep-08
Prep Method: SW5030 Rev C

Prep Batch: VL080912-3
QCBatchID: VL080912-3-1
Run ID: VL080912-3A
Cleanup: NONE
Basis: As Received
File Name: C12256

Sample Aliquot: 10 ml
Final Volume: 10 ml
Result Units: UG/L
Clean DF: 1

79-01-6	TRICHLOROETHENE	1	1	1	0.17	U	
78-87-5	1,2-DICHLOROPROPANE	1	1	1	0.17	U	
74-95-3	DIBROMOMETHANE	1	1	1	0.18	U	
75-27-4	BROMODICHLOROMETHANE	1	1	1	0.17	U	
10061-01-5	CIS-1,3-DICHLOROPROPENE	1	1	1	0.17	U	
108-10-1	4-METHYL-2-PENTANONE	1	10	10	1.7	U	
108-88-3	TOLUENE	1	1	1	0.17	U	
10061-02-6	TRANS-1,3-DICHLOROPROPENE	1	1	1	0.17	U	
79-00-5	1,1,2-TRICHLOROETHANE	1	1	1	0.2	U	
591-78-6	2-HEXANONE	1	10	10	3.3	U	
127-18-4	TETRACHLOROETHENE	1	1	1	0.17	U	
142-28-9	1,3-DICHLOROPROPANE	1	1	1	0.18	U	
124-48-1	DIBROMOCHLOROMETHANE	1	1	1	0.17	U	
106-93-4	1,2-DIBROMOETHANE	1	1	1	0.17	U	
544-10-5	1-CHLOROHEXANE	1	1	1	0.28	U	
108-90-7	CHLOROBENZENE	1	1	1	0.17	U	
630-20-6	1,1,1,2-TETRACHLOROETHANE	1	1	1	0.17	U	
100-41-4	ETHYLBENZENE	1	1	1	0.17	U	
136777-61-2	M+P-XYLENE	1	1	1	0.19	U	
95-47-6	O-XYLENE	1	1	1	0.17	U	
100-42-5	STYRENE	1	1	1	0.17	U	
75-25-2	BROMOFORM	1	1	1	0.17	U	
98-82-8	ISOPROPYLBENZENE	1	1	1	0.17	U	
96-18-4	1,2,3-TRICHLOROPROPANE	1	1	1	0.49	U	
79-34-5	1,1,2,2-TETRACHLOROETHANE	1	1	1	0.17	U	
108-86-1	BROMOBENZENE	1	1	1	0.17	U	
103-65-1	N-PROPYLBENZENE	1	1	1	0.17	U	
95-49-8	2-CHLOROTOLUENE	1	1	1	0.17	U	

Data Package ID: *Vl0809093-1*

GC/MS Volatiles

Method SW8260_25B

Sample Results

Lab Name: **Paragon Analytics**
Work Order Number: 0809093
Client Name: URS
ClientProject ID: Prather Phase 1 Investigation

Field ID:	PS-MW10D
Lab ID:	0809093-8

Sample Matrix: WATER
% Moisture: N/A
Date Collected: 10-Sep-08
Date Extracted: 12-Sep-08
Date Analyzed: 12-Sep-08
Prep Method: SW5030 Rev C

Prep Batch: VL080912-3
QCBatchID: VL080912-3-1
Run ID: VL080912-3A
Cleanup: NONE
Basis: As Received
File Name: C12256

Sample Aliquot: 10 ml
Final Volume: 10 ml
Result Units: UG/L
Clean DF: 1

108-67-8	1,3,5-TRIMETHYLBENZENE	1	1	1	0.17	U	
106-43-4	4-CHLOROTOLUENE	1	1	1	0.17	U	
98-06-6	TERT-BUTYLBENZENE	1	1	1	0.18	U	
95-63-6	1,2,4-TRIMETHYLBENZENE	1	1	1	0.17	U	
135-98-8	SEC-BUTYLBENZENE	1	1	1	0.17	U	
541-73-1	1,3-DICHLOROBENZENE	1	1	1	0.17	U	
99-87-6	P-ISOPROPYLTOLUENE	1	1	1	0.17	U	
106-46-7	1,4-DICHLOROBENZENE	1	1	1	0.17	U	
104-51-8	N-BUTYLBENZENE	1	1	1	0.17	U	
95-50-1	1,2-DICHLOROBENZENE	1	1	1	0.17	U	
96-12-8	1,2-DIBROMO-3-CHLOROPROPANE	1	2	2	0.64	U	
120-82-1	1,2,4-TRICHLOROBENZENE	1	1	1	0.17	U	
87-68-3	HEXACHLOROBUTADIENE	1	1	1	0.18	U	
91-20-3	NAPHTHALENE	1	1	1	0.17	U	
87-61-6	1,2,3-TRICHLOROBENZENE	1	1	1	0.2	U	

Surrogate Recovery

CASNO	Surrogate Analyte	Result	Flag	Spike Amount	Percent Recovery	Control Limits
460-00-4	4-BROMOFLUOROBENZENE	28.5		25	114	78 - 129
1868-53-7	DIBROMOFLUOROMETHANE	24.4		25	97	80 - 124
2037-26-5	TOLUENE-D8	24.5		25	98	81 - 119

Data Package ID: *VI0809093-1*

GC/MS Volatiles

Method SW8260_25B

Sample Results

Lab Name: **Paragon Analytics**
Work Order Number: 0809093
Client Name: URS
ClientProject ID: Prather Phase 1 Investigation

Field ID:	PS-MW12D
Lab ID:	0809093-1

Sample Matrix: WATER
% Moisture: N/A
Date Collected: 10-Sep-08
Date Extracted: 12-Sep-08
Date Analyzed: 12-Sep-08
Prep Method: SW5030 Rev C

Prep Batch: VL080912-3
QCBatchID: VL080912-3-1
Run ID: VL080912-3A
Cleanup: NONE
Basis: As Received
File Name: C12260

Sample Aliquot: 10 ml
Final Volume: 10 ml
Result Units: UG/L
Clean DF: 1

CASNO	Target Analyte	Dilution Factor	Result	Reporting Limit	MDL	Result Qualifier	EPA Qualifier
75-71-8	DICHLORODIFLUOROMETHANE	1	1	1	0.17	U	
74-87-3	CHLOROMETHANE	1	1	1	0.17	U	
75-01-4	VINYL CHLORIDE	1	1	1	0.17	U	
74-83-9	BROMOMETHANE	1	1	1	0.25	U	
75-00-3	CHLOROETHANE	1	1	1	0.25	U	
75-69-4	TRICHLOROFLUOROMETHANE	1	1	1	0.17	U	
75-35-4	1,1-DICHLOROETHENE	1	1	1	0.17	U	
76-13-1	1,1,2-TRICHLORO-1,2,2-TRIFLUOROETH	1	1	1	0.17	U	
67-64-1	ACETONE	1	10	10	3.3	U	
74-88-4	IODOMETHANE	1	1	1	0.17	U	
75-15-0	CARBON DISULFIDE	1	1	1	0.17	U	
75-09-2	METHYLENE CHLORIDE	1	1	1	0.17	U	
156-60-5	TRANS-1,2-DICHLOROETHENE	1	1	1	0.17	U	
1634-04-4	METHYL TERTIARY BUTYL ETHER	1	1	1	0.24	U	
75-34-3	1,1-DICHLOROETHANE	1	1	1	0.17	U	
108-05-4	VINYL ACETATE	1	2	2	0.27	U	
156-59-2	CIS-1,2-DICHLOROETHENE	1	1	1	0.17	U	
78-93-3	2-BUTANONE	1	10	10	1.7	U	
74-97-5	BROMOCHLOROMETHANE	1	1	1	0.21	U	
67-66-3	CHLOROFORM	1	1	1	0.17	U	
71-55-6	1,1,1-TRICHLOROETHANE	1	1	1	0.17	U	
594-20-7	2,2-DICHLOROPROPANE	1	1	1	0.17	U	
56-23-5	CARBON TETRACHLORIDE	1	1	1	0.17	U	
563-58-6	1,1-DICHLOROPROPENE	1	1	1	0.17	U	
107-06-2	1,2-DICHLOROETHANE	1	1	1	0.17	U	
71-43-2	BENZENE	1	1	1	0.17	U	

Data Package ID: *Vl0809093-1*

GC/MS Volatiles

Method SW8260_25B

Sample Results

Lab Name: **Paragon Analytics**
Work Order Number: 0809093
Client Name: URS
ClientProject ID: Prather Phase 1 Investigation

Field ID: PS-MW12D
Lab ID: 0809093-1

Sample Matrix: WATER
% Moisture: N/A
Date Collected: 10-Sep-08
Date Extracted: 12-Sep-08
Date Analyzed: 12-Sep-08
Prep Method: SW5030 Rev C

Prep Batch: VL080912-3
QCBatchID: VL080912-3-1
Run ID: VL080912-3A
Cleanup: NONE
Basis: As Received
File Name: C12260

Sample Aliquot: 10 ml
Final Volume: 10 ml
Result Units: UG/L
Clean DF: 1

79-01-6	TRICHLOROETHENE	1	1	1	0.17	U	
78-87-5	1,2-DICHLOROPROPANE	1	1	1	0.17	U	
74-95-3	DIBROMOMETHANE	1	1	1	0.18	U	
75-27-4	BROMODICHLOROMETHANE	1	1	1	0.17	U	
10061-01-5	CIS-1,3-DICHLOROPROPENE	1	1	1	0.17	U	
108-10-1	4-METHYL-2-PENTANONE	1	10	10	1.7	U	
108-88-3	TOLUENE	1	1	1	0.17	U	
10061-02-6	TRANS-1,3-DICHLOROPROPENE	1	1	1	0.17	U	
79-00-5	1,1,2-TRICHLOROETHANE	1	1	1	0.2	U	
591-78-6	2-HEXANONE	1	10	10	3.3	U	
127-18-4	TETRACHLOROETHENE	1	1	1	0.17	U	
142-28-9	1,3-DICHLOROPROPANE	1	1	1	0.18	U	
124-48-1	DIBROMOCHLOROMETHANE	1	1	1	0.17	U	
106-93-4	1,2-DIBROMOETHANE	1	1	1	0.17	U	
544-10-5	1-CHLOROHEXANE	1	1	1	0.28	U	
108-90-7	CHLOROBENZENE	1	1	1	0.17	U	
630-20-6	1,1,1,2-TETRACHLOROETHANE	1	1	1	0.17	U	
100-41-4	ETHYLBENZENE	1	1	1	0.17	U	
136777-61-2	M+P-XYLENE	1	1	1	0.19	U	
95-47-6	O-XYLENE	1	1	1	0.17	U	
100-42-5	STYRENE	1	1	1	0.17	U	
75-25-2	BROMOFORM	1	1	1	0.17	U	
98-82-8	ISOPROPYLBENZENE	1	1	1	0.17	U	
96-18-4	1,2,3-TRICHLOROPROPANE	1	1	1	0.49	U	
79-34-5	1,1,2,2-TETRACHLOROETHANE	1	1	1	0.17	U	
108-86-1	BROMOBENZENE	1	1	1	0.17	U	
103-65-1	N-PROPYLBENZENE	1	1	1	0.17	U	
95-49-8	2-CHLOROTOLUENE	1	1	1	0.17	U	

Data Package ID: *Vl0809093-1*

GC/MS Volatiles

Method SW8260_25B

Sample Results

Lab Name: **Paragon Analytics**
Work Order Number: 0809093
Client Name: URS
ClientProject ID: Prather Phase 1 Investigation

Field ID:	PS-MW12D
Lab ID:	0809093-1

Sample Matrix: WATER
% Moisture: N/A
Date Collected: 10-Sep-08
Date Extracted: 12-Sep-08
Date Analyzed: 12-Sep-08
Prep Method: SW5030 Rev C

Prep Batch: VL080912-3
QCBatchID: VL080912-3-1
Run ID: VL080912-3A
Cleanup: NONE
Basis: As Received
File Name: C12260

Sample Aliquot: 10 ml
Final Volume: 10 ml
Result Units: UG/L
Clean DF: 1

108-67-8	1,3,5-TRIMETHYLBENZENE	1	1	1	0.17	U	
106-43-4	4-CHLOROTOLUENE	1	1	1	0.17	U	
98-06-6	TERT-BUTYLBENZENE	1	1	1	0.18	U	
95-63-6	1,2,4-TRIMETHYLBENZENE	1	1	1	0.17	U	
135-98-8	SEC-BUTYLBENZENE	1	1	1	0.17	U	
541-73-1	1,3-DICHLOROBENZENE	1	1	1	0.17	U	
99-87-6	P-ISOPROPYLTOLUENE	1	1	1	0.17	U	
106-46-7	1,4-DICHLOROBENZENE	1	1	1	0.17	U	
104-51-8	N-BUTYLBENZENE	1	1	1	0.17	U	
95-50-1	1,2-DICHLOROBENZENE	1	1	1	0.17	U	
96-12-8	1,2-DIBROMO-3-CHLOROPROPANE	1	2	2	0.64	U	
120-82-1	1,2,4-TRICHLOROBENZENE	1	1	1	0.17	U	
87-68-3	HEXACHLOROBUTADIENE	1	1	1	0.18	U	
91-20-3	NAPHTHALENE	1	1	1	0.17	U	
87-61-6	1,2,3-TRICHLOROBENZENE	1	1	1	0.2	U	

Surrogate Recovery

CASNO	Surrogate Analyte	Result	Flag	Spike Amount	Percent Recovery	Control Limits
460-00-4	4-BROMOFLUOROBENZENE	25.7		25	103	78 - 129
1868-53-7	DIBROMOFLUOROMETHANE	25.8		25	103	80 - 124
2037-26-5	TOLUENE-D8	24.7		25	99	81 - 119

Data Package ID: *Vl0809093-1*

GC/MS Volatiles

Method SW8260_25B

Sample Results

Lab Name: **Paragon Analytics**
Work Order Number: 0809093
Client Name: URS
ClientProject ID: Prather Phase 1 Investigation

Field ID:	PS-MW10S
Lab ID:	0809093-7

Sample Matrix: WATER
% Moisture: N/A
Date Collected: 10-Sep-08
Date Extracted: 12-Sep-08
Date Analyzed: 12-Sep-08
Prep Method: SW5030 Rev C

Prep Batch: VL080912-3
QCBatchID: VL080912-3-1
Run ID: VL080912-3A
Cleanup: NONE
Basis: As Received
File Name: C12261

Sample Aliquot: 10 ml
Final Volume: 10 ml
Result Units: UG/L
Clean DF: 1

CASNO	Target Analyte	Dilution Factor	Result	Reporting Limit	MDL	Result Qualifier	EPA Qualifier
75-71-8	DICHLORODIFLUOROMETHANE	1	1	1	0.17	U	
74-87-3	CHLOROMETHANE	1	1	1	0.17	U	
75-01-4	VINYL CHLORIDE	1	1	1	0.17	U	
74-83-9	BROMOMETHANE	1	1	1	0.25	U	
75-00-3	CHLOROETHANE	1	1	1	0.25	U	
75-69-4	TRICHLOROFLUOROMETHANE	1	1	1	0.17	U	
75-35-4	1,1-DICHLOROETHENE	1	1	1	0.17	U	
76-13-1	1,1,2-TRICHLORO-1,2,2-TRIFLUOROETH	1	1	1	0.17	U	
67-64-1	ACETONE	1	36	10	3.3		
74-88-4	IODOMETHANE	1	1	1	0.17	U	
75-15-0	CARBON DISULFIDE	1	1	1	0.17	U	
75-09-2	METHYLENE CHLORIDE	1	1	1	0.17	U	
156-60-5	TRANS-1,2-DICHLOROETHENE	1	1	1	0.17	U	
1634-04-4	METHYL TERTIARY BUTYL ETHER	1	1	1	0.24	U	
75-34-3	1,1-DICHLOROETHANE	1	1	1	0.17	U	
108-05-4	VINYL ACETATE	1	2	2	0.27	U	
156-59-2	CIS-1,2-DICHLOROETHENE	1	1	1	0.17	U	
78-93-3	2-BUTANONE	1	10	10	1.7		
74-97-5	BROMOCHLOROMETHANE	1	1	1	0.21	U	
67-66-3	CHLOROFORM	1	1	1	0.17	U	
71-55-6	1,1,1-TRICHLOROETHANE	1	1	1	0.17	U	
594-20-7	2,2-DICHLOROPROPANE	1	1	1	0.17	U	
56-23-5	CARBON TETRACHLORIDE	1	1	1	0.17	U	
563-58-6	1,1-DICHLOROPROPENE	1	1	1	0.17	U	
107-06-2	1,2-DICHLOROETHANE	1	1	1	0.17	U	
71-43-2	BENZENE	1	0.76	1	0.17	J	

Data Package ID: *Vl0809093-1*

GC/MS Volatiles

Method SW8260_25B

Sample Results

Lab Name: **Paragon Analytics**
Work Order Number: 0809093
Client Name: URS
ClientProject ID: Prather Phase 1 Investigation

Field ID:	PS-MW10S
Lab ID:	0809093-7

Sample Matrix: WATER
% Moisture: N/A
Date Collected: 10-Sep-08
Date Extracted: 12-Sep-08
Date Analyzed: 12-Sep-08
Prep Method: SW5030 Rev C

Prep Batch: VL080912-3
QCBatchID: VL080912-3-1
Run ID: VL080912-3A
Cleanup: NONE
Basis: As Received
File Name: C12261

Sample Aliquot: 10 ml
Final Volume: 10 ml
Result Units: UG/L
Clean DF: 1

79-01-6	TRICHLOROETHENE	1	1	1	0.17	U	
78-87-5	1,2-DICHLOROPROPANE	1	1	1	0.17	U	
74-95-3	DIBROMOMETHANE	1	1	1	0.18	U	
75-27-4	BROMODICHLOROMETHANE	1	1	1	0.17	U	
10061-01-5	CIS-1,3-DICHLOROPROPENE	1	1	1	0.17	U	
108-10-1	4-METHYL-2-PENTANONE	1	10	10	1.7	U	
108-88-3	TOLUENE	1	1.3	1	0.17		
10061-02-6	TRANS-1,3-DICHLOROPROPENE	1	1	1	0.17	U	
79-00-5	1,1,2-TRICHLOROETHANE	1	1	1	0.2	U	
591-78-6	2-HEXANONE	1	10	10	3.3	U	
127-18-4	TETRACHLOROETHENE	1	1	1	0.17	U	
142-28-9	1,3-DICHLOROPROPANE	1	1	1	0.18	U	
124-48-1	DIBROMOCHLOROMETHANE	1	1	1	0.17	U	
106-93-4	1,2-DIBROMOETHANE	1	1	1	0.17	U	
544-10-5	1-CHLOROHEXANE	1	1	1	0.28	U	
108-90-7	CHLOROBENZENE	1	1	1	0.17	U	
630-20-6	1,1,1,2-TETRACHLOROETHANE	1	1	1	0.17	U	
100-41-4	ETHYLBENZENE	1	1	1	0.17	U	
136777-61-2	M+P-XYLENE	1	0.73	1	0.19	J	
95-47-6	O-XYLENE	1	1	1	0.17	U	
100-42-5	STYRENE	1	1	1	0.17	U	
75-25-2	BROMOFORM	1	1	1	0.17	U	
98-82-8	ISOPROPYLBENZENE	1	1	1	0.17	U	
96-18-4	1,2,3-TRICHLOROPROPANE	1	1	1	0.49	U	
79-34-5	1,1,2,2-TETRACHLOROETHANE	1	1	1	0.17	U	
108-86-1	BROMOBENZENE	1	1	1	0.17	U	
103-65-1	N-PROPYLBENZENE	1	1	1	0.17	U	
95-49-8	2-CHLOROTOLUENE	1	1	1	0.17	U	

Data Package ID: *Vl0809093-1*

GC/MS Volatiles

Method SW8260_25B

Sample Results

Lab Name: **Paragon Analytics**
Work Order Number: 0809093
Client Name: URS
ClientProject ID: Prather Phase 1 Investigation

Field ID:	PS-MW10S
Lab ID:	0809093-7

Sample Matrix: WATER
% Moisture: N/A
Date Collected: 10-Sep-08
Date Extracted: 12-Sep-08
Date Analyzed: 12-Sep-08
Prep Method: SW5030 Rev C

Prep Batch: VL080912-3
QCBatchID: VL080912-3-1
Run ID: VL080912-3A
Cleanup: NONE
Basis: As Received
File Name: C12261

Sample Aliquot: 10 ml
Final Volume: 10 ml
Result Units: UG/L
Clean DF: 1

108-67-8	1,3,5-TRIMETHYLBENZENE	1	1	1	0.17	U	
106-43-4	4-CHLOROTOLUENE	1	1	1	0.17	U	
98-06-6	TERT-BUTYLBENZENE	1	1	1	0.18	U	
95-63-6	1,2,4-TRIMETHYLBENZENE	1	1	1	0.17	U	
135-98-8	SEC-BUTYLBENZENE	1	1	1	0.17	U	
541-73-1	1,3-DICHLOROBENZENE	1	1	1	0.17	U	
99-87-6	P-ISOPROPYLTOLUENE	1	1	1	0.17	U	
106-46-7	1,4-DICHLOROBENZENE	1	1	1	0.17	U	
104-51-8	N-BUTYLBENZENE	1	1	1	0.17	U	
95-50-1	1,2-DICHLOROBENZENE	1	1	1	0.17	U	
96-12-8	1,2-DIBROMO-3-CHLOROPROPANE	1	2	2	0.64	U	
120-82-1	1,2,4-TRICHLOROBENZENE	1	1	1	0.17	U	
87-68-3	HEXACHLOROBUTADIENE	1	1	1	0.18	U	
91-20-3	NAPHTHALENE	1	1	1	0.17	U	
87-61-6	1,2,3-TRICHLOROBENZENE	1	1	1	0.2	U	

Surrogate Recovery

CASNO	Surrogate Analyte	Result	Flag	Spike Amount	Percent Recovery	Control Limits
460-00-4	4-BROMOFLUOROBENZENE	27.1		25	108	78 - 129
1868-53-7	DIBROMOFLUOROMETHANE	25		25	100	80 - 124
2037-26-5	TOLUENE-D8	23.6		25	94	81 - 119

Data Package ID: *Vl0809093-1*

GC/MS Volatiles

Method SW8260_25B

Sample Results

Lab Name: Paragon Analytics
Work Order Number: 0809093
Client Name: URS
ClientProject ID: Prather Phase 1 Investigation

Field ID: PS-MW13D
Lab ID: 0809093-2

Sample Matrix: WATER
% Moisture: N/A
Date Collected: 10-Sep-08
Date Extracted: 12-Sep-08
Date Analyzed: 12-Sep-08
Prep Method: SW5030 Rev C

Prep Batch: VL080912-3
QCBatchID: VL080912-3-1
Run ID: VL080912-3A
Cleanup: NONE
Basis: As Received
File Name: C12262

Sample Aliquot: 10 ml
Final Volume: 10 ml
Result Units: UG/L
Clean DF: 1

CASNO	Target Analyte	Dilution Factor	Result	Reporting Limit	MDL	Result Qualifier	EPA Qualifier
75-71-8	DICHLORODIFLUOROMETHANE	1	1	1	0.17	U	
74-87-3	CHLOROMETHANE	1	1	1	0.17	U	
75-01-4	VINYL CHLORIDE	1	1	1	0.17	U	
74-83-9	BROMOMETHANE	1	1	1	0.25	U	
75-00-3	CHLOROETHANE	1	1	1	0.25	U	
75-69-4	TRICHLOROFLUOROMETHANE	1	1	1	0.17	U	
75-35-4	1,1-DICHLOROETHENE	1	1	1	0.17	U	
76-13-1	1,1,2-TRICHLORO-1,2,2-TRIFLUOROETH	1	1	1	0.17	U	
67-64-1	ACETONE	1	13	10	3.3		
74-88-4	IODOMETHANE	1	1	1	0.17	U	
75-15-0	CARBON DISULFIDE	1	0.27	1	0.17	J	
75-09-2	METHYLENE CHLORIDE	1	1	1	0.17	U	
156-60-5	TRANS-1,2-DICHLOROETHENE	1	1	1	0.17	U	
1634-04-4	METHYL TERTIARY BUTYL ETHER	1	1	1	0.24	U	
75-34-3	1,1-DICHLOROETHANE	1	1	1	0.17	U	
108-05-4	VINYL ACETATE	1	2	2	0.27	U	
156-59-2	CIS-1,2-DICHLOROETHENE	1	1	1	0.17	U	
78-93-3	2-BUTANONE	1	2.2	10	1.7	J	
74-97-5	BROMOCHLOROMETHANE	1	1	1	0.21	U	
67-66-3	CHLOROFORM	1	1	1	0.17	U	
71-55-6	1,1,1-TRICHLOROETHANE	1	1	1	0.17	U	
594-20-7	2,2-DICHLOROPROPANE	1	1	1	0.17	U	
56-23-5	CARBON TETRACHLORIDE	1	1	1	0.17	U	
563-58-6	1,1-DICHLOROPROPENE	1	1	1	0.17	U	
107-06-2	1,2-DICHLOROETHANE	1	1	1	0.17	U	
71-43-2	BENZENE	1	1	1	0.17	U	

Data Package ID: *Vl0809093-1*

GC/MS Volatiles

Method SW8260_25B

Sample Results

Lab Name: **Paragon Analytics**
Work Order Number: 0809093
Client Name: URS
ClientProject ID: Prather Phase 1 Investigation

Field ID:	PS-MW13D
Lab ID:	0809093-2

Sample Matrix: WATER
% Moisture: N/A
Date Collected: 10-Sep-08
Date Extracted: 12-Sep-08
Date Analyzed: 12-Sep-08
Prep Method: SW5030 Rev C

Prep Batch: VL080912-3
QCBatchID: VL080912-3-1
Run ID: VL080912-3A
Cleanup: NONE
Basis: As Received
File Name: C12262

Sample Aliquot: 10 ml
Final Volume: 10 ml
Result Units: UG/L
Clean DF: 1

79-01-6	TRICHLOROETHENE	1	1	1	0.17	U	
78-87-5	1,2-DICHLOROPROPANE	1	1	1	0.17	U	
74-95-3	DIBROMOMETHANE	1	1	1	0.18	U	
75-27-4	BROMODICHLOROMETHANE	1	1	1	0.17	U	
10061-01-5	CIS-1,3-DICHLOROPROPENE	1	1	1	0.17	U	
108-10-1	4-METHYL-2-PENTANONE	1	10	10	1.7	U	
108-88-3	TOLUENE	1	0.23	1	0.17	J	
10061-02-6	TRANS-1,3-DICHLOROPROPENE	1	1	1	0.17	U	
79-00-5	1,1,2-TRICHLOROETHANE	1	1	1	0.2	U	
591-78-6	2-HEXANONE	1	10	10	3.3	U	
127-18-4	TETRACHLOROETHENE	1	1	1	0.17	U	
142-28-9	1,3-DICHLOROPROPANE	1	1	1	0.18	U	
124-48-1	DIBROMOCHLOROMETHANE	1	1	1	0.17	U	
106-93-4	1,2-DIBROMOETHANE	1	1	1	0.17	U	
544-10-5	1-CHLOROHEXANE	1	1	1	0.28	U	
108-90-7	CHLOROBENZENE	1	1	1	0.17	U	
630-20-6	1,1,1,2-TETRACHLOROETHANE	1	1	1	0.17	U	
100-41-4	ETHYLBENZENE	1	1	1	0.17	U	
136777-61-2	M+P-XYLENE	1	1	1	0.19	U	
95-47-6	O-XYLENE	1	1	1	0.17	U	
100-42-5	STYRENE	1	1	1	0.17	U	
75-25-2	BROMOFORM	1	1	1	0.17	U	
98-82-8	ISOPROPYLBENZENE	1	1	1	0.17	U	
96-18-4	1,2,3-TRICHLOROPROPANE	1	1	1	0.49	U	
79-34-5	1,1,2,2-TETRACHLOROETHANE	1	1	1	0.17	U	
108-86-1	BROMOBENZENE	1	1	1	0.17	U	
103-65-1	N-PROPYLBENZENE	1	1	1	0.17	U	
95-49-8	2-CHLOROTOLUENE	1	1	1	0.17	U	

Data Package ID: *Vl0809093-1*

GC/MS Volatiles

Method SW8260_25B

Sample Results

Lab Name: **Paragon Analytics**
Work Order Number: 0809093
Client Name: URS
ClientProject ID: Prather Phase 1 Investigation

Field ID:	PS-MW13D
Lab ID:	0809093-2

Sample Matrix: WATER
% Moisture: N/A
Date Collected: 10-Sep-08
Date Extracted: 12-Sep-08
Date Analyzed: 12-Sep-08
Prep Method: SW5030 Rev C

Prep Batch: VL080912-3
QCBatchID: VL080912-3-1
Run ID: VL080912-3A
Cleanup: NONE
Basis: As Received
File Name: C12262

Sample Aliquot: 10 ml
Final Volume: 10 ml
Result Units: UG/L
Clean DF: 1

108-67-8	1,3,5-TRIMETHYLBENZENE	1	1	1	0.17	U	
106-43-4	4-CHLOROTOLUENE	1	1	1	0.17	U	
98-06-6	TERT-BUTYLBENZENE	1	1	1	0.18	U	
95-63-6	1,2,4-TRIMETHYLBENZENE	1	1	1	0.17	U	
135-98-8	SEC-BUTYLBENZENE	1	1	1	0.17	U	
541-73-1	1,3-DICHLOROBENZENE	1	1	1	0.17	U	
99-87-6	P-ISOPROPYLTOLUENE	1	1	1	0.17	U	
106-46-7	1,4-DICHLOROBENZENE	1	1	1	0.17	U	
104-51-8	N-BUTYLBENZENE	1	1	1	0.17	U	
95-50-1	1,2-DICHLOROBENZENE	1	1	1	0.17	U	
96-12-8	1,2-DIBROMO-3-CHLOROPROPANE	1	2	2	0.64	U	
120-82-1	1,2,4-TRICHLOROBENZENE	1	1	1	0.17	U	
87-68-3	HEXACHLOROBUTADIENE	1	1	1	0.18	U	
91-20-3	NAPHTHALENE	1	1	1	0.17	U	
87-61-6	1,2,3-TRICHLOROBENZENE	1	1	1	0.2	U	

Surrogate Recovery

CASNO	Surrogate Analyte	Result	Flag	Spike Amount	Percent Recovery	Control Limits
460-00-4	4-BROMOFLUOROBENZENE	26.3		25	105	78 - 129
1868-53-7	DIBROMOFLUOROMETHANE	23.1		25	92	80 - 124
2037-26-5	TOLUENE-D8	24.5		25	98	81 - 119

Data Package ID: *Vl0809093-1*

GC/MS Volatiles

Method SW8260_25B

Sample Results

Lab Name: **Paragon Analytics**
Work Order Number: 0809093
Client Name: URS
ClientProject ID: Prather Phase 1 Investigation

Field ID:	PS-MW07S
Lab ID:	0809093-3

Sample Matrix: WATER
% Moisture: N/A
Date Collected: 10-Sep-08
Date Extracted: 12-Sep-08
Date Analyzed: 12-Sep-08
Prep Method: SW5030 Rev C

Prep Batch: VL080912-3
QCBatchID: VL080912-3-1
Run ID: VL080912-3A
Cleanup: NONE
Basis: As Received
File Name: C12263

Sample Aliquot: 10 ml
Final Volume: 10 ml
Result Units: UG/L
Clean DF: 1

CASNO	Target Analyte	Dilution Factor	Result	Reporting Limit	MDL	Result Qualifier	EPA Qualifier
75-71-8	DICHLORODIFLUOROMETHANE	1	1	1	0.17	U	
74-87-3	CHLOROMETHANE	1	1	1	0.17	U	
75-01-4	VINYL CHLORIDE	1	1	1	0.17	U	
74-83-9	BROMOMETHANE	1	1	1	0.25	U	
75-00-3	CHLOROETHANE	1	1	1	0.25	U	
75-69-4	TRICHLOROFLUOROMETHANE	1	1	1	0.17	U	
75-35-4	1,1-DICHLOROETHENE	1	1	1	0.17	U	
76-13-1	1,1,2-TRICHLORO-1,2,2-TRIFLUOROETH	1	1	1	0.17	U	
67-64-1	ACETONE	1	10	10	3.3	U	
74-88-4	IODOMETHANE	1	1	1	0.17	U	
75-15-0	CARBON DISULFIDE	1	1	1	0.17	U	
75-09-2	METHYLENE CHLORIDE	1	1	1	0.17	U	
156-60-5	TRANS-1,2-DICHLOROETHENE	1	1	1	0.17	U	
1634-04-4	METHYL TERTIARY BUTYL ETHER	1	1	1	0.24	U	
75-34-3	1,1-DICHLOROETHANE	1	1	1	0.17	U	
108-05-4	VINYL ACETATE	1	2	2	0.27	U	
156-59-2	CIS-1,2-DICHLOROETHENE	1	1	1	0.17	U	
78-93-3	2-BUTANONE	1	10	10	1.7	U	
74-97-5	BROMOCHLOROMETHANE	1	1	1	0.21	U	
67-66-3	CHLOROFORM	1	1	1	0.17	U	
71-55-6	1,1,1-TRICHLOROETHANE	1	1	1	0.17	U	
594-20-7	2,2-DICHLOROPROPANE	1	1	1	0.17	U	
56-23-5	CARBON TETRACHLORIDE	1	1	1	0.17	U	
563-58-6	1,1-DICHLOROPROPENE	1	1	1	0.17	U	
107-06-2	1,2-DICHLOROETHANE	1	1	1	0.17	U	
71-43-2	BENZENE	1	0.49	1	0.17	J	

Data Package ID: *Vl0809093-1*

GC/MS Volatiles

Method SW8260_25B

Sample Results

Lab Name: **Paragon Analytics**
Work Order Number: 0809093
Client Name: URS
ClientProject ID: Prather Phase 1 Investigation

Field ID:	PS-MW07S
Lab ID:	0809093-3

Sample Matrix: WATER
% Moisture: N/A
Date Collected: 10-Sep-08
Date Extracted: 12-Sep-08
Date Analyzed: 12-Sep-08
Prep Method: SW5030 Rev C

Prep Batch: VL080912-3
QCBatchID: VL080912-3-1
Run ID: VL080912-3A
Cleanup: NONE
Basis: As Received
File Name: C12263

Sample Aliquot: 10 ml
Final Volume: 10 ml
Result Units: UG/L
Clean DF: 1

79-01-6	TRICHLOROETHENE	1	1	1	0.17	U	
78-87-5	1,2-DICHLOROPROPANE	1	1	1	0.17	U	
74-95-3	DIBROMOMETHANE	1	1	1	0.18	U	
75-27-4	BROMODICHLOROMETHANE	1	1	1	0.17	U	
10061-01-5	CIS-1,3-DICHLOROPROPENE	1	1	1	0.17	U	
108-10-1	4-METHYL-2-PENTANONE	1	10	10	1.7	U	
108-88-3	TOLUENE	1	0.72	1	0.17	J	
10061-02-6	TRANS-1,3-DICHLOROPROPENE	1	1	1	0.17	U	
79-00-5	1,1,2-TRICHLOROETHANE	1	1	1	0.2	U	
591-78-6	2-HEXANONE	1	10	10	3.3	U	
127-18-4	TETRACHLOROETHENE	1	1	1	0.17	U	
142-28-9	1,3-DICHLOROPROPANE	1	1	1	0.18	U	
124-48-1	DIBROMOCHLOROMETHANE	1	1	1	0.17	U	
106-93-4	1,2-DIBROMOETHANE	1	1	1	0.17	U	
544-10-5	1-CHLOROHEXANE	1	1	1	0.28	U	
108-90-7	CHLOROBENZENE	1	1	1	0.17	U	
630-20-6	1,1,1,2-TETRACHLOROETHANE	1	1	1	0.17	U	
100-41-4	ETHYLBENZENE	1	1	1	0.17	U	
136777-61-2	M+P-XYLENE	1	0.21	1	0.19	J	
95-47-6	O-XYLENE	1	1	1	0.17	U	
100-42-5	STYRENE	1	1	1	0.17	U	
75-25-2	BROMOFORM	1	1	1	0.17	U	
98-82-8	ISOPROPYLBENZENE	1	1	1	0.17	U	
96-18-4	1,2,3-TRICHLOROPROPANE	1	1	1	0.49	U	
79-34-5	1,1,2,2-TETRACHLOROETHANE	1	1	1	0.17	U	
108-86-1	BROMOBENZENE	1	1	1	0.17	U	
103-65-1	N-PROPYLBENZENE	1	1	1	0.17	U	
95-49-8	2-CHLOROTOLUENE	1	1	1	0.17	U	

Data Package ID: *Vl0809093-1*

GC/MS Volatiles

Method SW8260_25B

Sample Results

Lab Name: **Paragon Analytics**
Work Order Number: 0809093
Client Name: URS
ClientProject ID: Prather Phase 1 Investigation

Field ID:	PS-MW07S
Lab ID:	0809093-3

Sample Matrix: WATER
% Moisture: N/A
Date Collected: 10-Sep-08
Date Extracted: 12-Sep-08
Date Analyzed: 12-Sep-08
Prep Method: SW5030 Rev C

Prep Batch: VL080912-3
QCBatchID: VL080912-3-1
Run ID: VL080912-3A
Cleanup: NONE
Basis: As Received
File Name: C12263

Sample Aliquot: 10 ml
Final Volume: 10 ml
Result Units: UG/L
Clean DF: 1

108-67-8	1,3,5-TRIMETHYLBENZENE	1	1	1	0.17	U	
106-43-4	4-CHLOROTOLUENE	1	1	1	0.17	U	
98-06-6	TERT-BUTYLBENZENE	1	1	1	0.18	U	
95-63-6	1,2,4-TRIMETHYLBENZENE	1	1	1	0.17	U	
135-98-8	SEC-BUTYLBENZENE	1	1	1	0.17	U	
541-73-1	1,3-DICHLOROBENZENE	1	1	1	0.17	U	
99-87-6	P-ISOPROPYLTOLUENE	1	1	1	0.17	U	
106-46-7	1,4-DICHLOROBENZENE	1	1	1	0.17	U	
104-51-8	N-BUTYLBENZENE	1	1	1	0.17	U	
95-50-1	1,2-DICHLOROBENZENE	1	1	1	0.17	U	
96-12-8	1,2-DIBROMO-3-CHLOROPROPANE	1	2	2	0.64	U	
120-82-1	1,2,4-TRICHLOROBENZENE	1	1	1	0.17	U	
87-68-3	HEXACHLOROBUTADIENE	1	1	1	0.18	U	
91-20-3	NAPHTHALENE	1	1	1	0.17	U	
87-61-6	1,2,3-TRICHLOROBENZENE	1	1	1	0.2	U	

Surrogate Recovery

CASNO	Surrogate Analyte	Result	Flag	Spike Amount	Percent Recovery	Control Limits
460-00-4	4-BROMOFLUOROBENZENE	25		25	100	78 - 129
1868-53-7	DIBROMOFLUOROMETHANE	24.2		25	97	80 - 124
2037-26-5	TOLUENE-D8	22.3		25	89	81 - 119

Data Package ID: *Vl0809093-1*

GC/MS Volatiles

Method SW8260_25B

Sample Results

Lab Name: Paragon Analytics
Work Order Number: 0809093
Client Name: URS
ClientProject ID: Prather Phase 1 Investigation

Field ID: PS-MW07D
Lab ID: 0809093-5

Sample Matrix: WATER
% Moisture: N/A
Date Collected: 10-Sep-08
Date Extracted: 12-Sep-08
Date Analyzed: 12-Sep-08
Prep Method: SW5030 Rev C

Prep Batch: VL080912-3
QCBatchID: VL080912-3-1
Run ID: VL080912-3A
Cleanup: NONE
Basis: As Received
File Name: C12264

Sample Aliquot: 10 ml
Final Volume: 10 ml
Result Units: UG/L
Clean DF: 1

CASNO	Target Analyte	Dilution Factor	Result	Reporting Limit	MDL	Result Qualifier	EPA Qualifier
75-71-8	DICHLORODIFLUOROMETHANE	1	1	1	0.17	U	
74-87-3	CHLOROMETHANE	1	1	1	0.17	U	
75-01-4	VINYL CHLORIDE	1	1	1	0.17	U	
74-83-9	BROMOMETHANE	1	1	1	0.25	U	
75-00-3	CHLOROETHANE	1	1	1	0.25	U	
75-69-4	TRICHLOROFLUOROMETHANE	1	1	1	0.17	U	
75-35-4	1,1-DICHLOROETHENE	1	1	1	0.17	U	
76-13-1	1,1,2-TRICHLORO-1,2,2-TRIFLUOROETH	1	1	1	0.17	U	
67-64-1	ACETONE	1	17	10	3.3		
74-88-4	IODOMETHANE	1	1	1	0.17	U	
75-15-0	CARBON DISULFIDE	1	0.28	1	0.17	J	
75-09-2	METHYLENE CHLORIDE	1	1	1	0.17	U	
156-60-5	TRANS-1,2-DICHLOROETHENE	1	1	1	0.17	U	
1634-04-4	METHYL TERTIARY BUTYL ETHER	1	1	1	0.24	U	
75-34-3	1,1-DICHLOROETHANE	1	1	1	0.17	U	
108-05-4	VINYL ACETATE	1	2	2	0.27	U	
156-59-2	CIS-1,2-DICHLOROETHENE	1	1	1	0.17	U	
78-93-3	2-BUTANONE	1	10	10	1.7	U	
74-97-5	BROMOCHLOROMETHANE	1	1	1	0.21	U	
67-66-3	CHLOROFORM	1	1	1	0.17	U	
71-55-6	1,1,1-TRICHLOROETHANE	1	1	1	0.17	U	
594-20-7	2,2-DICHLOROPROPANE	1	1	1	0.17	U	
56-23-5	CARBON TETRACHLORIDE	1	1	1	0.17	U	
563-58-6	1,1-DICHLOROPROPENE	1	1	1	0.17	U	
107-06-2	1,2-DICHLOROETHANE	1	1	1	0.17	U	
71-43-2	BENZENE	1	1	1	0.17	U	

Data Package ID: *Vl0809093-1*

GC/MS Volatiles

Method SW8260_25B

Sample Results

Lab Name: **Paragon Analytics**
Work Order Number: 0809093
Client Name: URS
ClientProject ID: Prather Phase 1 Investigation

Field ID:	PS-MW07D
Lab ID:	0809093-5

Sample Matrix: WATER
% Moisture: N/A
Date Collected: 10-Sep-08
Date Extracted: 12-Sep-08
Date Analyzed: 12-Sep-08
Prep Method: SW5030 Rev C

Prep Batch: VL080912-3
QCBatchID: VL080912-3-1
Run ID: VL080912-3A
Cleanup: NONE
Basis: As Received
File Name: C12264

Sample Aliquot: 10 ml
Final Volume: 10 ml
Result Units: UG/L
Clean DF: 1

79-01-6	TRICHLOROETHENE	1	1	1	0.17	U	
78-87-5	1,2-DICHLOROPROPANE	1	1	1	0.17	U	
74-95-3	DIBROMOMETHANE	1	1	1	0.18	U	
75-27-4	BROMODICHLOROMETHANE	1	1	1	0.17	U	
10061-01-5	CIS-1,3-DICHLOROPROPENE	1	1	1	0.17	U	
108-10-1	4-METHYL-2-PENTANONE	1	10	10	1.7	U	
108-88-3	TOLUENE	1	1	1	0.17	U	
10061-02-6	TRANS-1,3-DICHLOROPROPENE	1	1	1	0.17	U	
79-00-5	1,1,2-TRICHLOROETHANE	1	1	1	0.2	U	
591-78-6	2-HEXANONE	1	10	10	3.3	U	
127-18-4	TETRACHLOROETHENE	1	1	1	0.17	U	
142-28-9	1,3-DICHLOROPROPANE	1	1	1	0.18	U	
124-48-1	DIBROMOCHLOROMETHANE	1	1	1	0.17	U	
106-93-4	1,2-DIBROMOETHANE	1	1	1	0.17	U	
544-10-5	1-CHLOROHEXANE	1	1	1	0.28	U	
108-90-7	CHLOROBENZENE	1	1	1	0.17	U	
630-20-6	1,1,1,2-TETRACHLOROETHANE	1	1	1	0.17	U	
100-41-4	ETHYLBENZENE	1	1	1	0.17	U	
136777-61-2	M+P-XYLENE	1	1	1	0.19	U	
95-47-6	O-XYLENE	1	1	1	0.17	U	
100-42-5	STYRENE	1	1	1	0.17	U	
75-25-2	BROMOFORM	1	1	1	0.17	U	
98-82-8	ISOPROPYLBENZENE	1	1	1	0.17	U	
96-18-4	1,2,3-TRICHLOROPROPANE	1	1	1	0.49	U	
79-34-5	1,1,2,2-TETRACHLOROETHANE	1	1	1	0.17	U	
108-86-1	BROMOBENZENE	1	1	1	0.17	U	
103-65-1	N-PROPYLBENZENE	1	1	1	0.17	U	
95-49-8	2-CHLOROTOLUENE	1	1	1	0.17	U	

Data Package ID: *Vl0809093-1*

GC/MS Volatiles

Method SW8260_25B

Sample Results

Lab Name: **Paragon Analytics**
Work Order Number: 0809093
Client Name: URS
ClientProject ID: Prather Phase 1 Investigation

Field ID: PS-MW07D
Lab ID: 0809093-5

Sample Matrix: WATER
% Moisture: N/A
Date Collected: 10-Sep-08
Date Extracted: 12-Sep-08
Date Analyzed: 12-Sep-08
Prep Method: SW5030 Rev C

Prep Batch: VL080912-3
QCBatchID: VL080912-3-1
Run ID: VL080912-3A
Cleanup: NONE
Basis: As Received
File Name: C12264

Sample Aliquot: 10 ml
Final Volume: 10 ml
Result Units: UG/L
Clean DF: 1

108-67-8	1,3,5-TRIMETHYLBENZENE	1	1	1	0.17	U	
106-43-4	4-CHLOROTOLUENE	1	1	1	0.17	U	
98-06-6	TERT-BUTYLBENZENE	1	1	1	0.18	U	
95-63-6	1,2,4-TRIMETHYLBENZENE	1	1	1	0.17	U	
135-98-8	SEC-BUTYLBENZENE	1	1	1	0.17	U	
541-73-1	1,3-DICHLOROBENZENE	1	1	1	0.17	U	
99-87-6	P-ISOPROPYLTOLUENE	1	1	1	0.17	U	
106-46-7	1,4-DICHLOROBENZENE	1	1	1	0.17	U	
104-51-8	N-BUTYLBENZENE	1	1	1	0.17	U	
95-50-1	1,2-DICHLOROBENZENE	1	1	1	0.17	U	
96-12-8	1,2-DIBROMO-3-CHLOROPROPANE	1	2	2	0.64	U	
120-82-1	1,2,4-TRICHLOROBENZENE	1	1	1	0.17	U	
87-68-3	HEXACHLOROBUTADIENE	1	1	1	0.18	U	
91-20-3	NAPHTHALENE	1	1	1	0.17	U	
87-61-6	1,2,3-TRICHLOROBENZENE	1	1	1	0.2	U	

Surrogate Recovery

CASNO	Surrogate Analyte	Result	Flag	Spike Amount	Percent Recovery	Control Limits
460-00-4	4-BROMOFLUOROBENZENE	28		25	112	78 - 129
1868-53-7	DIBROMOFLUOROMETHANE	27.2		25	109	80 - 124
2037-26-5	TOLUENE-D8	23.6		25	94	81 - 119

Data Package ID: *Vl0809093-1*

GC/MS Volatiles

Method SW8260_25B

Sample Results

Lab Name: **Paragon Analytics**
Work Order Number: 0809093
Client Name: URS
ClientProject ID: Prather Phase 1 Investigation

Field ID:	PS-MW09S
Lab ID:	0809093-6

Sample Matrix: WATER
% Moisture: N/A
Date Collected: 10-Sep-08
Date Extracted: 12-Sep-08
Date Analyzed: 12-Sep-08
Prep Method: SW5030 Rev C

Prep Batch: VL080912-3
QCBatchID: VL080912-3-1
Run ID: VL080912-3A
Cleanup: NONE
Basis: As Received
File Name: C12265

Sample Aliquot: 10 ml
Final Volume: 10 ml
Result Units: UG/L
Clean DF: 1

CASNO	Target Analyte	Dilution Factor	Result	Reporting Limit	MDL	Result Qualifier	EPA Qualifier
75-71-8	DICHLORODIFLUOROMETHANE	1	1	1	0.17	U	
74-87-3	CHLOROMETHANE	1	1	1	0.17	U	
75-01-4	VINYL CHLORIDE	1	1	1	0.17	U	
74-83-9	BROMOMETHANE	1	1	1	0.25	U	
75-00-3	CHLOROETHANE	1	1	1	0.25	U	
75-69-4	TRICHLOROFLUOROMETHANE	1	1	1	0.17	U	
75-35-4	1,1-DICHLOROETHENE	1	1	1	0.17	U	
76-13-1	1,1,2-TRICHLORO-1,2,2-TRIFLUOROETH	1	1	1	0.17	U	
67-64-1	ACETONE	1	10	10	3.3	U	
74-88-4	IODOMETHANE	1	1	1	0.17	U	
75-15-0	CARBON DISULFIDE	1	1	1	0.17	U	
75-09-2	METHYLENE CHLORIDE	1	1	1	0.17	U	
156-60-5	TRANS-1,2-DICHLOROETHENE	1	1	1	0.17	U	
1634-04-4	METHYL TERTIARY BUTYL ETHER	1	1	1	0.24	U	
75-34-3	1,1-DICHLOROETHANE	1	1	1	0.17	U	
108-05-4	VINYL ACETATE	1	2	2	0.27	U	
156-59-2	CIS-1,2-DICHLOROETHENE	1	1	1	0.17	U	
78-93-3	2-BUTANONE	1	10	10	1.7	U	
74-97-5	BROMOCHLOROMETHANE	1	1	1	0.21	U	
67-66-3	CHLOROFORM	1	1	1	0.17	U	
71-55-6	1,1,1-TRICHLOROETHANE	1	1	1	0.17	U	
594-20-7	2,2-DICHLOROPROPANE	1	1	1	0.17	U	
56-23-5	CARBON TETRACHLORIDE	1	1	1	0.17	U	
563-58-6	1,1-DICHLOROPROPENE	1	1	1	0.17	U	
107-06-2	1,2-DICHLOROETHANE	1	1	1	0.17	U	
71-43-2	BENZENE	1	1	1	0.17	U	

Data Package ID: *Vl0809093-1*

GC/MS Volatiles

Method SW8260_25B

Sample Results

Lab Name: **Paragon Analytics**
Work Order Number: 0809093
Client Name: URS
ClientProject ID: Prather Phase 1 Investigation

Field ID:	PS-MW09S
Lab ID:	0809093-6

Sample Matrix: WATER
% Moisture: N/A
Date Collected: 10-Sep-08
Date Extracted: 12-Sep-08
Date Analyzed: 12-Sep-08
Prep Method: SW5030 Rev C

Prep Batch: VL080912-3
QCBatchID: VL080912-3-1
Run ID: VL080912-3A
Cleanup: NONE
Basis: As Received
File Name: C12265

Sample Aliquot: 10 ml
Final Volume: 10 ml
Result Units: UG/L
Clean DF: 1

79-01-6	TRICHLOROETHENE	1	1	1	0.17	U	
78-87-5	1,2-DICHLOROPROPANE	1	1	1	0.17	U	
74-95-3	DIBROMOMETHANE	1	1	1	0.18	U	
75-27-4	BROMODICHLOROMETHANE	1	1	1	0.17	U	
10061-01-5	CIS-1,3-DICHLOROPROPENE	1	1	1	0.17	U	
108-10-1	4-METHYL-2-PENTANONE	1	10	10	1.7	U	
108-88-3	TOLUENE	1	1	1	0.17	U	
10061-02-6	TRANS-1,3-DICHLOROPROPENE	1	1	1	0.17	U	
79-00-5	1,1,2-TRICHLOROETHANE	1	1	1	0.2	U	
591-78-6	2-HEXANONE	1	10	10	3.3	U	
127-18-4	TETRACHLOROETHENE	1	1	1	0.17	U	
142-28-9	1,3-DICHLOROPROPANE	1	1	1	0.18	U	
124-48-1	DIBROMOCHLOROMETHANE	1	1	1	0.17	U	
106-93-4	1,2-DIBROMOETHANE	1	1	1	0.17	U	
544-10-5	1-CHLOROHEXANE	1	1	1	0.28	U	
108-90-7	CHLOROBENZENE	1	1	1	0.17	U	
630-20-6	1,1,1,2-TETRACHLOROETHANE	1	1	1	0.17	U	
100-41-4	ETHYLBENZENE	1	1	1	0.17	U	
136777-61-2	M+P-XYLENE	1	1	1	0.19	U	
95-47-6	O-XYLENE	1	1	1	0.17	U	
100-42-5	STYRENE	1	1	1	0.17	U	
75-25-2	BROMOFORM	1	1	1	0.17	U	
98-82-8	ISOPROPYLBENZENE	1	1	1	0.17	U	
96-18-4	1,2,3-TRICHLOROPROPANE	1	1	1	0.49	U	
79-34-5	1,1,2,2-TETRACHLOROETHANE	1	1	1	0.17	U	
108-86-1	BROMOBENZENE	1	1	1	0.17	U	
103-65-1	N-PROPYLBENZENE	1	1	1	0.17	U	
95-49-8	2-CHLOROTOLUENE	1	1	1	0.17	U	

Data Package ID: *Vl0809093-1*

GC/MS Volatiles

Method SW8260_25B

Sample Results

Lab Name: **Paragon Analytics**
Work Order Number: 0809093
Client Name: URS
ClientProject ID: Prather Phase 1 Investigation

Field ID:	PS-MW09S
Lab ID:	0809093-6

Sample Matrix: WATER
% Moisture: N/A
Date Collected: 10-Sep-08
Date Extracted: 12-Sep-08
Date Analyzed: 12-Sep-08
Prep Method: SW5030 Rev C

Prep Batch: VL080912-3
QCBatchID: VL080912-3-1
Run ID: VL080912-3A
Cleanup: NONE
Basis: As Received
File Name: C12265

Sample Aliquot: 10 ml
Final Volume: 10 ml
Result Units: UG/L
Clean DF: 1

108-67-8	1,3,5-TRIMETHYLBENZENE	1	1	1	0.17	U	
106-43-4	4-CHLOROTOLUENE	1	1	1	0.17	U	
98-06-6	TERT-BUTYLBENZENE	1	1	1	0.18	U	
95-63-6	1,2,4-TRIMETHYLBENZENE	1	1	1	0.17	U	
135-98-8	SEC-BUTYLBENZENE	1	1	1	0.17	U	
541-73-1	1,3-DICHLOROBENZENE	1	1	1	0.17	U	
99-87-6	P-ISOPROPYLTOLUENE	1	1	1	0.17	U	
106-46-7	1,4-DICHLOROBENZENE	1	1	1	0.17	U	
104-51-8	N-BUTYLBENZENE	1	1	1	0.17	U	
95-50-1	1,2-DICHLOROBENZENE	1	1	1	0.17	U	
96-12-8	1,2-DIBROMO-3-CHLOROPROPANE	1	2	2	0.64	U	
120-82-1	1,2,4-TRICHLOROBENZENE	1	1	1	0.17	U	
87-68-3	HEXACHLOROBUTADIENE	1	1	1	0.18	U	
91-20-3	NAPHTHALENE	1	1	1	0.17	U	
87-61-6	1,2,3-TRICHLOROBENZENE	1	1	1	0.2	U	

Surrogate Recovery

CASNO	Surrogate Analyte	Result	Flag	Spike Amount	Percent Recovery	Control Limits
460-00-4	4-BROMOFLUOROBENZENE	25.7		25	103	78 - 129
1868-53-7	DIBROMOFLUOROMETHANE	24.7		25	99	80 - 124
2037-26-5	TOLUENE-D8	23.8		25	95	81 - 119

Data Package ID: *VI0809093-1*

GC/MS Volatiles

Method SW8260_25B

Sample Results

Lab Name: Paragon Analytics
Work Order Number: 0809093
Client Name: URS
ClientProject ID: Prather Phase 1 Investigation

Field ID: PS-MW11S
Lab ID: 0809093-9

Sample Matrix: WATER
% Moisture: N/A
Date Collected: 10-Sep-08
Date Extracted: 12-Sep-08
Date Analyzed: 12-Sep-08
Prep Method: SW5030 Rev C

Prep Batch: VL080912-3
QCBatchID: VL080912-3-1
Run ID: VL080912-3A
Cleanup: NONE
Basis: As Received
File Name: C12266

Sample Aliquot: 10 ml
Final Volume: 10 ml
Result Units: UG/L
Clean DF: 1

CASNO	Target Analyte	Dilution Factor	Result	Reporting Limit	MDL	Result Qualifier	EPA Qualifier
75-71-8	DICHLORODIFLUOROMETHANE	1	1	1	0.17	U	
74-87-3	CHLOROMETHANE	1	1	1	0.17	U	
75-01-4	VINYL CHLORIDE	1	1	1	0.17	U	
74-83-9	BROMOMETHANE	1	1	1	0.25	U	
75-00-3	CHLOROETHANE	1	1	1	0.25	U	
75-69-4	TRICHLOROFLUOROMETHANE	1	1	1	0.17	U	
75-35-4	1,1-DICHLOROETHENE	1	1	1	0.17	U	
76-13-1	1,1,2-TRICHLORO-1,2,2-TRIFLUOROETH	1	1	1	0.17	U	
67-64-1	ACETONE	1	10	10	3.3	U	
74-88-4	IODOMETHANE	1	1	1	0.17	U	
75-15-0	CARBON DISULFIDE	1	1	1	0.17	U	
75-09-2	METHYLENE CHLORIDE	1	0.52	1	0.17	J	
156-60-5	TRANS-1,2-DICHLOROETHENE	1	1	1	0.17	U	
1634-04-4	METHYL TERTIARY BUTYL ETHER	1	1	1	0.24	U	
75-34-3	1,1-DICHLOROETHANE	1	1	1	0.17	U	
108-05-4	VINYL ACETATE	1	2	2	0.27	U	
156-59-2	CIS-1,2-DICHLOROETHENE	1	1	1	0.17	U	
78-93-3	2-BUTANONE	1	10	10	1.7	U	
74-97-5	BROMOCHLOROMETHANE	1	1	1	0.21	U	
67-66-3	CHLOROFORM	1	1	1	0.17	U	
71-55-6	1,1,1-TRICHLOROETHANE	1	1	1	0.17	U	
594-20-7	2,2-DICHLOROPROPANE	1	1	1	0.17	U	
56-23-5	CARBON TETRACHLORIDE	1	1	1	0.17	U	
563-58-6	1,1-DICHLOROPROPENE	1	1	1	0.17	U	
107-06-2	1,2-DICHLOROETHANE	1	1	1	0.17	U	
71-43-2	BENZENE	1	1	1	0.17	U	

Data Package ID: *Vl0809093-1*

GC/MS Volatiles

Method SW8260_25B

Sample Results

Lab Name: **Paragon Analytics**
Work Order Number: 0809093
Client Name: URS
ClientProject ID: Prather Phase 1 Investigation

Field ID: PS-MW11S
Lab ID: 0809093-9

Sample Matrix: WATER
% Moisture: N/A
Date Collected: 10-Sep-08
Date Extracted: 12-Sep-08
Date Analyzed: 12-Sep-08
Prep Method: SW5030 Rev C

Prep Batch: VL080912-3
QCBatchID: VL080912-3-1
Run ID: VL080912-3A
Cleanup: NONE
Basis: As Received
File Name: C12266

Sample Aliquot: 10 ml
Final Volume: 10 ml
Result Units: UG/L
Clean DF: 1

79-01-6	TRICHLOROETHENE	1	1	1	0.17	U	
78-87-5	1,2-DICHLOROPROPANE	1	1	1	0.17	U	
74-95-3	DIBROMOMETHANE	1	1	1	0.18	U	
75-27-4	BROMODICHLOROMETHANE	1	1	1	0.17	U	
10061-01-5	CIS-1,3-DICHLOROPROPENE	1	1	1	0.17	U	
108-10-1	4-METHYL-2-PENTANONE	1	10	10	1.7	U	
108-88-3	TOLUENE	1	1	1	0.17	U	
10061-02-6	TRANS-1,3-DICHLOROPROPENE	1	1	1	0.17	U	
79-00-5	1,1,2-TRICHLOROETHANE	1	1	1	0.2	U	
591-78-6	2-HEXANONE	1	10	10	3.3	U	
127-18-4	TETRACHLOROETHENE	1	1	1	0.17	U	
142-28-9	1,3-DICHLOROPROPANE	1	1	1	0.18	U	
124-48-1	DIBROMOCHLOROMETHANE	1	1	1	0.17	U	
106-93-4	1,2-DIBROMOETHANE	1	1	1	0.17	U	
544-10-5	1-CHLOROHEXANE	1	1	1	0.28	U	
108-90-7	CHLOROBENZENE	1	1	1	0.17	U	
630-20-6	1,1,1,2-TETRACHLOROETHANE	1	1	1	0.17	U	
100-41-4	ETHYLBENZENE	1	1	1	0.17	U	
136777-61-2	M+P-XYLENE	1	1	1	0.19	U	
95-47-6	O-XYLENE	1	1	1	0.17	U	
100-42-5	STYRENE	1	1	1	0.17	U	
75-25-2	BROMOFORM	1	1	1	0.17	U	
98-82-8	ISOPROPYLBENZENE	1	1	1	0.17	U	
96-18-4	1,2,3-TRICHLOROPROPANE	1	1	1	0.49	U	
79-34-5	1,1,2,2-TETRACHLOROETHANE	1	1	1	0.17	U	
108-86-1	BROMOBENZENE	1	1	1	0.17	U	
103-65-1	N-PROPYLBENZENE	1	1	1	0.17	U	
95-49-8	2-CHLOROTOLUENE	1	1	1	0.17	U	

Data Package ID: *Vl0809093-1*

GC/MS Volatiles

Method SW8260_25B

Sample Results

Lab Name: **Paragon Analytics**
Work Order Number: 0809093
Client Name: URS
ClientProject ID: Prather Phase 1 Investigation

Field ID:	PS-MW11S
Lab ID:	0809093-9

Sample Matrix: WATER
% Moisture: N/A
Date Collected: 10-Sep-08
Date Extracted: 12-Sep-08
Date Analyzed: 12-Sep-08
Prep Method: SW5030 Rev C

Prep Batch: VL080912-3
QCBatchID: VL080912-3-1
Run ID: VL080912-3A
Cleanup: NONE
Basis: As Received
File Name: C12266

Sample Aliquot: 10 ml
Final Volume: 10 ml
Result Units: UG/L
Clean DF: 1

108-67-8	1,3,5-TRIMETHYLBENZENE	1	1	1	0.17	U	
106-43-4	4-CHLOROTOLUENE	1	1	1	0.17	U	
98-06-6	TERT-BUTYLBENZENE	1	1	1	0.18	U	
95-63-6	1,2,4-TRIMETHYLBENZENE	1	1	1	0.17	U	
135-98-8	SEC-BUTYLBENZENE	1	1	1	0.17	U	
541-73-1	1,3-DICHLOROBENZENE	1	1	1	0.17	U	
99-87-6	P-ISOPROPYLTOLUENE	1	1	1	0.17	U	
106-46-7	1,4-DICHLOROBENZENE	1	1	1	0.17	U	
104-51-8	N-BUTYLBENZENE	1	1	1	0.17	U	
95-50-1	1,2-DICHLOROBENZENE	1	1	1	0.17	U	
96-12-8	1,2-DIBROMO-3-CHLOROPROPANE	1	2	2	0.64	U	
120-82-1	1,2,4-TRICHLOROBENZENE	1	1	1	0.17	U	
87-68-3	HEXACHLOROBUTADIENE	1	1	1	0.18	U	
91-20-3	NAPHTHALENE	1	1	1	0.17	U	
87-61-6	1,2,3-TRICHLOROBENZENE	1	1	1	0.2	U	

Surrogate Recovery

CASNO	Surrogate Analyte	Result	Flag	Spike Amount	Percent Recovery	Control Limits
460-00-4	4-BROMOFLUOROBENZENE	26.6		25	106	78 - 129
1868-53-7	DIBROMOFLUOROMETHANE	24.8		25	99	80 - 124
2037-26-5	TOLUENE-D8	23.9		25	96	81 - 119

Data Package ID: *Vl0809093-1*

Supporting QA/QC Data

Surrogate Summary for GC/MS Volatiles

Method SW8260_25B

Lab Name: **Paragon Analytics**
Work Order Number: 0809093
Client Name: URS
ClientProject ID: Prather Phase 1 Investigation

PrepBatchID: **VL080912-3**
QC Batch ID: **VL080912-3-1**
Date Extracted: **9/12/2008**

Surrogate Compound	Control Limits Lower	Control Limits Upper
Dibromofluoromethane	80	124
Toluene-d8	81	119
4-Bromofluorobenzene	78	129
1,2-dichloroethane-d4		

Lab ID	Client Sample ID	Date Collected	Date Received	DBFM % Recovery	BZMED8 % Recovery	BR4FBZ % Recovery	12DCED4 % Recovery
VL080912-3LCS	XXXXXXX	NA	XXXXXXX	95	100	107	
VL080912-3LCSD	XXXXXXX	NA	XXXXXXX	112	103	107	
VL080912-3MB	XXXXXXX	NA	XXXXXXX	96	91	101	
0809093-9	PS-MW11S	9/10/2008	9/12/2008	99	96	106	
0809093-8MS	PS-MW10D	9/10/2008	9/12/2008	104	94	113	
0809093-8MSD	PS-MW10D	9/10/2008	9/12/2008	105	103	102	
0809093-8	PS-MW10D	9/10/2008	9/12/2008	97	98	114	
0809093-7	PS-MW10S	9/10/2008	9/12/2008	100	94	108	
0809093-6	PS-MW09S	9/10/2008	9/12/2008	99	95	103	
0809093-5	PS-MW07D	9/10/2008	9/12/2008	109	94	112	
0809093-4	PS-MW07S Dup	9/10/2008	9/12/2008	98	95	110	
0809093-3	PS-MW07S	9/10/2008	9/12/2008	97	89	100	
0809093-2	PS-MW13D	9/10/2008	9/12/2008	92	98	105	
0809093-1	PS-MW12D	9/10/2008	9/12/2008	103	99	103	

Data Package ID: *Vl0809093-1*

GC/MS Volatiles

Method SW8260_25B

Laboratory Control Sample and Laboratory Control Sample Duplicate

Lab Name: **Paragon Analytics**
Work Order Number: 0809093
Client Name: URS
ClientProject ID: Prather Phase 1 Investigation

Lab ID: VL080912-3LCS

Sample Matrix: WATER
% Moisture: N/A
Date Collected: N/A
Date Extracted: 09/12/2008
Date Analyzed: 09/12/2008
Prep Method: SW5030C

Prep Batch: VL080912-3
QCBatchID: VL080912-3-1
Run ID: VL080912-3A
Cleanup: NONE
Basis: N/A
File Name: C12251

Sample Aliquot: 10 ml
Final Volume: 10 ml
Result Units: UG/L
Clean DF: 1

CASNO	Target Analyte	Spike Added	LCS Result	Reporting Limit	Result Qualifier	LCS % Rec.	Control Limits
75-35-4	1,1-DICHLOROETHENE	10	9.46	1		95	75 - 126%
71-43-2	BENZENE	10	9.02	1		90	82 - 122%
79-01-6	TRICHLOROETHENE	10	9.24	1		92	82 - 121%
108-88-3	TOLUENE	10	9.67	1		97	83 - 121%
108-90-7	CHLOROBENZENE	10	9.11	1		91	82 - 121%

Lab ID: VL080912-3LCSD

Sample Matrix: WATER
% Moisture: N/A
Date Collected: N/A
Date Extracted: 09/12/2008
Date Analyzed: 09/12/2008
Prep Method: SW5030C

Prep Batch: VL080912-3
QCBatchID: VL080912-3-1
Run ID: VL080912-3A
Cleanup: NONE
Basis: N/A
File Name: C12252

Sample Aliquot: 10 ml
Final Volume: 10 ml
Result Units: UG/L
Clean DF: 1

CASNO	Target Analyte	Spike Added	LCSD Result	Reporting Limit	Result Qualifier	LCSD % Rec.	RPD Limit	RPD
75-35-4	1,1-DICHLOROETHENE	10	10.3	1		103	20	8
71-43-2	BENZENE	10	10.4	1		104	20	14
79-01-6	TRICHLOROETHENE	10	10.8	1		108	20	16
108-88-3	TOLUENE	10	9.79	1		98	20	1
108-90-7	CHLOROBENZENE	10	9.06	1		91	20	0

Data Package ID: *Vl0809093-1*

GC/MS Volatiles

Method SW8260_25B

Laboratory Control Sample and Laboratory Control Sample Duplicate

Lab Name: **Paragon Analytics**
Work Order Number: 0809093
Client Name: URS
ClientProject ID: Prather Phase 1 Investigation

Surrogate Recovery LCS/LCSD

CASNO	Target Analyte	Spike Added	LCS % Rec.	LCS Flag	LCSD % Rec.	LCSD Flag	Control Limits
460-00-4	4-BROMOFLUOROBENZENE	25	107		107		78 - 129
1868-53-7	DIBROMOFLUOROMETHANE	25	95		112		80 - 124
2037-26-5	TOLUENE-D8	25	100		103		81 - 119

Data Package ID: *VI0809093-1*

GC/MS Volatiles

Method SW8260_25B

Matrix Spike And Matrix Spike Duplicate

Lab Name: **Paragon Analytics**
Work Order Number: 0809093
Client Name: URS
ClientProject ID: Prather Phase 1 Investigation

Field ID: PS-MW10D
LabID: 0809093-8MS

Sample Matrix: WATER
% Moisture: N/A
Date Collected: 10-Sep-08
Date Extracted: 12-Sep-08
Date Analyzed: 12-Sep-08
Prep Method: SW5030 Rev C

Prep Batch: VL080912-3
QCBatchID: VL080912-3-1
Run ID: VL080912-3A
Cleanup: NONE
Basis: As Received

Sample Aliquot: 10 ml
Final Volume: 10 ml
Result Units: UG/L
File Name: C12257

CASNO	Target Analyte	Sample Result	Samp Qual	MS Result	MS Qual	Reporting Limit	Spike Added	MS % Rec.	Control Limits
75-35-4	1,1-DICHLOROETHENE	1	U	10.8		1	10	108	75 - 126%
71-43-2	BENZENE	1	U	10.5		1	10	105	82 - 122%
79-01-6	TRICHLOROETHENE	1	U	11.4		1	10	114	82 - 121%
108-88-3	TOLUENE	1	U	9.98		1	10	100	83 - 121%
108-90-7	CHLOROBENZENE	1	U	8.97		1	10	90	82 - 121%

Field ID: PS-MW10D
LabID: 0809093-8MSD

Sample Matrix: WATER
% Moisture: N/A
Date Collected: 10-Sep-08
Date Extracted: 12-Sep-08
Date Analyzed: 12-Sep-08
Prep Method: SW5030 Rev C

Prep Batch: VL080912-3
QCBatchID: VL080912-3-1
Run ID: VL080912-3A
Cleanup: NONE
Basis: As Received

Sample Aliquot: 10 ml
Final Volume: 10 ml
Result Units: UG/L
File Name: C12258

CASNO	Target Analyte	MSD Result	MSD Qual	Spike Added	MSD % Rec.	Reporting Limit	RPD Limit	RPD
75-35-4	1,1-DICHLOROETHENE	11		10	110	1	20	3
71-43-2	BENZENE	10.4		10	104	1	20	1
79-01-6	TRICHLOROETHENE	10.6		10	106	1	20	7
108-88-3	TOLUENE	9.88		10	99	1	20	1
108-90-7	CHLOROBENZENE	9.41		10	94	1	20	5

Data Package ID: *VI0809093-1*

GC/MS Volatiles

Method SW8260_25B
Matrix Spike And Matrix Spike Duplicate

Lab Name: **Paragon Analytics**
Work Order Number: 0809093
Client Name: URS
ClientProject ID: Prather Phase 1 Investigation

Surrogate Recovery MS/MSD

CASNO	Target Analyte	Spike Added	MS % Rec.	MS Flag	MSD % Rec.	MSD Flag	Control Limits
460-00-4	4-BROMOFLUOROBENZENE	25	113		102		78 - 129
1868-53-7	DIBROMOFLUOROMETHANE	25	104		105		80 - 124
2037-26-5	TOLUENE-D8	25	94		103		81 - 119

Data Package ID: *VI0809093-1*

Prep Batch ID: VL080912-3

Start Date: 09/12/08
Start Time: 10:12
Prep Analyst: Tyler Knaebel

End Date: 09/12/08
End Time: 21:03

Concentration Method: NONE
Extract Method: SW5030C
Initial Volume Units: ml
Final Volume Units: ml

Batch Created By: twk
Date Created: 09/12/08
Time Created: 11:47
Validated By: sdw
Date Validated: 09/15/08
Time Validated: 8:02

Comments:

10mL waters

QC Batch ID: VL080912-3-1

Lab ID	QC Type	Field ID	Matrix	Date Collected	Initial Wt/Vol	Final Wt/Vol	Cleanup Method	Cleanup DF	Order Number
VL080912-3	MB	XXXXXX	WATER	XXXXXX	10	10	NONE	1	0809093
VL080912-3	LCS	XXXXXX	WATER	XXXXXX	10	10	NONE	1	0809093
VL080912-3	LCSD	XXXXXX	WATER	XXXXXX	10	10	NONE	1	0809093
0809093-8	MS	PS-MW10D	WATER	9/10/2008	10	10	NONE	1	0809093
0809093-8	MSD	PS-MW10D	WATER	9/10/2008	10	10	NONE	1	0809093
0809083-1	SMP	XXXXXX	WATER	XXXXXX	10	10	NONE	1	0809083
0809083-2	SMP	XXXXXX	WATER	XXXXXX	10	10	NONE	1	0809083
0809083-4	SMP	XXXXXX	WATER	XXXXXX	10	10	NONE	1	0809083
0809093-1	SMP	PS-MW12D	WATER	9/10/2008	10	10	NONE	1	0809093
0809093-2	SMP	PS-MW13D	WATER	9/10/2008	10	10	NONE	1	0809093
0809093-3	SMP	PS-MW07S	WATER	9/10/2008	10	10	NONE	1	0809093
0809093-4	SMP	PS-MW07S Dup	WATER	9/10/2008	10	10	NONE	1	0809093
0809093-5	SMP	PS-MW07D	WATER	9/10/2008	10	10	NONE	1	0809093
0809093-6	SMP	PS-MW09S	WATER	9/10/2008	10	10	NONE	1	0809093
0809093-7	SMP	PS-MW10S	WATER	9/10/2008	10	10	NONE	1	0809093
0809093-8	SMP	PS-MW10D	WATER	9/10/2008	10	10	NONE	1	0809093
0809093-9	SMP	PS-MW11S	WATER	9/10/2008	10	10	NONE	1	0809093

QC Types

CAR	Carrier reference sample	DUP	Laboratory Duplicate
LCS	Laboratory Control Sample	LCSD	Laboratory Control Sample Duplicate
MB	Method Blank	MS	Laboratory Matrix Spike
MSD	Laboratory Matrix Spike Duplicate	REP	Sample replicate
SMP	Field Sample	SYS	Sample Yield Spike

5A

Volatile Organic GC/MS Tuning And Mass Calibration--Bromofluorobenzene (BFB)

Lab Name: **Paragon Analytics**
Work Order Number: 0809093
Client Name: URS
ClientProject ID: Prather Phase 1 Investigation

BFB Injection Date: 8/22/2008
BFB Injection Time: 10:40
Instrument ID: HPV3
Reported on: Monday, September 15, 2008

Level: Low **Column:** CAP **FileID:** C11983

m/e	Ion Abundance Criteria SW8260_25B	% Relative Abundance
50	15.0 - 40.0 percent of mass 95	20.4
75	30.0 - 60.0 percent of mass 95	39.2
95	Base peak, 100 percent of relative abundance	100
96	5.0 - 9.0 percent of mass 95	6.8
173	Less than 2.0 percent of mass 174	0
174	Greater than 50.0 percent of mass 95	92.4
175	5.0 - 9.0 percent of mass 174	7.5
176	Greater than 95.0 percent < 101.0 percent of mass 174	97.3
177	5.0 - 9.0 percent of mass 176	6.8

THIS TUNE APPLIES TO THE FOLLOWING SAMPLES, MS/MSD, BLANKS, AND STANDARDS:

Client Sample ID	Lab Sample ID	Lab File ID	Date Analyzed	Time Analyzed	QC BatchID
XXXXXXX	VOC_0.5PPBCSTD	C11986	8/22/2008	11:39	VL080822-3A
XXXXXXX	VOC_1PPBCSTD	C11987	8/22/2008	12:02	VL080822-3A
XXXXXXX	VOC_2PPBCSTD	C11988	8/22/2008	12:25	VL080822-3A
XXXXXXX	VOC_5PPBCSTD	C11989	8/22/2008	12:49	VL080822-3A
XXXXXXX	VOC_15PPBCSTD	C11992	8/22/2008	13:59	VL080822-3A
XXXXXXX	VOC_20PPBCSTD	C11994	8/22/2008	14:46	VL080822-3A
XXXXXXX	VOC_35PPBCSTD	C11996	8/22/2008	15:33	VL080822-3A
XXXXXXX	VOC_10PPBCSTD	C11999	8/22/2008	16:43	VL080822-3A
XXXXXXX	VOC_50PPBCSTD	C12000	8/22/2008	17:06	VL080822-3A
XXXXXXX	VL080822-3ICVICV	C12003	8/22/2008	18:17	VL080822-3A

Data Package ID: *VL0809093-1*

5A

Volatile Organic GC/MS Tuning And Mass Calibration--Bromofluorobenzene (BFB)

Lab Name: **Paragon Analytics**
Work Order Number: 0809093
Client Name: URS
ClientProject ID: Prather Phase 1 Investigation

BFB Injection Date: 9/12/2008
BFB Injection Time: 10:12
Instrument ID: HPV3
Reported on: Monday, September 15, 2008

Level: Low **Column:** CAP **FileID:** C12250

m/e	Ion Abundance Criteria SW8260_25B	% Relative Abundance
50	15.0 - 40.0 percent of mass 95	20.6
75	30.0 - 60.0 percent of mass 95	39.9
95	Base peak, 100 percent of relative abundance	100
96	5.0 - 9.0 percent of mass 95	6.9
173	Less than 2.0 percent of mass 174	0
174	Greater than 50.0 percent of mass 95	86.3
175	5.0 - 9.0 percent of mass 174	7.5
176	Greater than 95.0 percent < 101.0 percent of mass 174	96.8
177	5.0 - 9.0 percent of mass 176	6.3

THIS TUNE APPLIES TO THE FOLLOWING SAMPLES, MS/MSD, BLANKS, AND STANDARDS:

Client Sample ID	Lab Sample ID	Lab File ID	Date Analyzed	Time Analyzed	QC BatchID
XXXXXXX	VL080912-3LCS	C12251	9/12/2008	10:32	VL080912-3-1
XXXXXXX	CCV1CCV	C12251	9/12/2008	10:32	VL080912-3A
XXXXXXX	VL080912-3LCSD	C12252	9/12/2008	10:55	VL080912-3-1
XXXXXXX	VL080912-3MB	C12254	9/12/2008	11:41	VL080912-3-1
PS-MW07S Dup	0809093-4	C12255	9/12/2008	12:05	VL080912-3-1
PS-MW10D	0809093-8	C12256	9/12/2008	12:28	VL080912-3-1
PS-MW10D	0809093-8MS	C12257	9/12/2008	12:51	VL080912-3-1
PS-MW10D	0809093-8MSD	C12258	9/12/2008	13:15	VL080912-3-1
PS-MW12D	0809093-1	C12260	9/12/2008	14:01	VL080912-3-1
PS-MW10S	0809093-7	C12261	9/12/2008	14:25	VL080912-3-1
PS-MW13D	0809093-2	C12262	9/12/2008	14:48	VL080912-3-1
PS-MW07S	0809093-3	C12263	9/12/2008	15:12	VL080912-3-1
PS-MW07D	0809093-5	C12264	9/12/2008	15:35	VL080912-3-1
PS-MW09S	0809093-6	C12265	9/12/2008	15:58	VL080912-3-1
PS-MW11S	0809093-9	C12266	9/12/2008	16:22	VL080912-3-1
XXXXXXX	0809083-4	C12267	9/12/2008	16:45	VL080912-3-1
XXXXXXX	0809083-1	C12268	9/12/2008	17:09	VL080912-3-1

Data Package ID: *VL0809093-1*

Calibration ID: 082208W
Instrument ID: HPV3
Calibration Date: 8/22/2008

Paragon Analytics

Initial Calibration Report

Analyte	FileName:	C11986.D	C11987.D	C11988.D	C11989.D	C11999.D	C11992.D	C11994.D	C11996.D	C12000.D	AvgR	%RSD		Curve Type	Higher Order Equation Corr	QuadTerm	LinearTerm	ConstTerm
	Cal LVL ID:	0.5	1	2	5	10	15	20	35	50								
fluorobenzene													ISTD	AvgRF				
dichlorodifluoromethane		0.5658	0.6642	0.6165	0.6039	0.6383	0.6077	0.6341	0.5546	0.5596	0.6050	6.33		AvgRF				
chloromethane		0.6626	0.7167	0.6730	0.6280	0.6672	0.6384	0.6534	0.6498	0.6363	0.6584	4.02	SPCC	AvgRF				
vinyl chloride		0.4868	0.4472	0.4328	0.4294	0.4619	0.4623	0.4566	0.4421	0.4141	0.4481	4.83	CCC	AvgRF				
bromomethane		0.2932	0.2919	0.2897	0.2857	0.3122	0.2819	0.3002	0.2891	0.2741	0.2909	3.73		AvgRF				
chloroethane		0.2446	0.2255	0.1988	0.1853	0.1905	0.1876	0.1908	0.1783	0.1680	0.1966	12.17		AvgRF				
trichlorofluoromethane		0.5449	0.6194	0.5632	0.5331	0.5901	0.5744	0.5839	0.5508	0.5303	0.5656	5.18		AvgRF				
ethanol		—	—	—	0.0019	0.0018	0.0016	0.0016	0.0016	0.0015 →	0.0017	7.80		AvgRF				
acrolein		0.0073	0.0104	0.0097	0.0088	0.0138	0.0101	0.0116	0.0128	0.0140	0.0110	20.73		quadratic	0.9973	0.000190	0.010144	0.000059
1,1,2-trichloro-1,2,2-trifluoroethane		0.3282	0.3971	0.3806	0.3748	0.4566	0.3802	0.3890	0.4121	0.4211	0.3933	9.02		AvgRF				
1,1-dichloroethene		0.3611	0.3475	0.3493	0.3379	0.3648	0.3493	0.3560	0.3525	0.3112	0.3477	4.55	CCC	AvgRF				
acetone		—	0.0122	0.0110	0.0093	0.0101	0.0101	0.0099	0.0098	0.0092	0.0102	9.64		AvgRF				
iodomethane		0.6082	0.7512	0.7561	0.7449	0.7752	0.7788	0.7645	0.7642	0.6920	0.7372	7.42		AvgRF				
carbon disulfide		1.2798	1.3309	1.3116	1.2842	1.4023	1.3471	1.3836	1.3559	1.2933	1.3320	3.29		AvgRF				
allyl chloride		0.1770	0.2204	0.1883	0.2094	0.2187	0.2067	0.2051	0.2004	0.1889	0.2017	7.21		AvgRF				
acetonitrile		—	—	0.0235	0.0250	0.0251	0.0247	0.0231	0.0206	0.0225	0.0235	6.91		AvgRF				
methylene chloride		0.3966	0.3972	0.3774	0.3820	0.3818	0.3652	0.3532	0.3465	0.3276	0.3697	6.37		AvgRF				
tert-butanol		—	—	0.0084	0.0099	0.0103	0.0107	0.0104	0.0098	0.0098	0.0099	7.53		AvgRF				
methyl tertiary butyl ether		0.4155	0.4381	0.4666	0.4581	0.4723	0.4752	0.4627	0.4679	0.4516	0.4564	4.19		AvgRF				
trans-1,2-dichloroethene		0.3639	0.3868	0.3539	0.3637	0.3976	0.3708	0.3917	0.3661	0.3625	0.3730	4.07		AvgRF				
acrylonitrile		0.0535	0.0539	0.0539	0.0541	0.0604	0.0585	0.0579	0.0567	0.0527	0.0557	4.89		AvgRF				
isopropyl ether		1.4456	1.6756	1.4738	1.4974	1.5402	1.5442	1.5612	1.3777	1.4215	1.5041	5.89		AvgRF				
vinyl acetate		—	0.5280	0.3809	0.3475	0.5013	0.3657	0.4407	0.3708	0.3878	0.4153	16.20		linear	0.9914		0.380806	0.010784
1,1-dichloroethane		0.7362	0.8488	0.7513	0.7976	0.9006	0.8139	0.8693	0.7745	0.7453	0.8042	7.28	SPCC	AvgRF				
chloroprene		0.4732	0.5200	0.5488	0.5398	0.5614	0.5668	0.5712	0.5553	0.5550	0.5435	5.61		AvgRF				
ethyl tert-butyl ether		0.7329	0.8769	0.8785	0.7919	0.9623	0.8812	0.9024	0.8884	0.7935	0.8564	8.18		AvgRF				
2,2-dichloropropane		0.4940	0.4640	0.4415	0.4410	0.4549	0.4255	0.4306	0.4220	0.3742	0.4386	7.50		AvgRF				
2-butanone		0.0932	0.0856	0.0855	0.0768	0.0835	0.0796	0.0813	0.0805	0.0696	0.0817	7.98		AvgRF				
cis-1,2-dichloroethene		0.3913	0.4172	0.4026	0.3908	0.4362	0.4121	0.4359	0.4238	0.3717	0.4091	5.35		AvgRF				
propionitrile		0.0204	0.0178	0.0176	0.0188	0.0199	0.0203	0.0196	0.0192	0.0181	0.0191	5.62		AvgRF				
methacrylonitrile		0.0526	0.0445	0.0466	0.0505	0.0569	0.0580	0.0594	0.0551	0.0539	0.0531	9.57		AvgRF				
bromochloromethane		0.1553	0.1765	0.1806	0.1694	0.1931	0.1690	0.1778	0.1699	0.1668	0.1731	6.09		AvgRF				
chloroform		0.6655	0.7137	0.6687	0.6653	0.7346	0.6588	0.7471	0.6861	0.6766	0.6907	4.76	CCC	AvgRF				
dibromofluoromethane		0.3837	0.4015	0.4203	0.3764	0.3872	0.3764	0.3941	0.3989	0.3485	0.3874	5.18	SUR	AvgRF				
1,1,1-trichloroethane		0.4561	0.5040	0.5136	0.4741	0.5429	0.5122	0.5146	0.5373	0.4716	0.5029	5.93		AvgRF				
carbon tetrachloride		0.4079	0.4536	0.4430	0.4338	0.4797	0.4734	0.4854	0.4597	0.4288	0.4517	5.70		AvgRF				
1,1-dichloropropene		0.4153	0.5522	0.5016	0.4693	0.5412	0.4912	0.5199	0.4986	0.4665	0.4951	8.43		AvgRF				
1,2-dichloroethane-d4		0.2502	0.2661	0.2565	0.2336	0.2365	0.2603	0.2473	0.2308	0.2166	0.2442	6.56	SUR	AvgRF				
isobutyl alcohol		0.0063	0.0062	0.0062	0.0061	0.0062	0.0061	0.0059	0.0056	0.0056	0.0060	4.46		AvgRF				
tert-amyl methyl ether		0.0954	0.0882	0.1057	0.0978	0.0991	0.1044	0.0948	0.1023	0.0901	0.0975	6.19		AvgRF				
benzene		1.4404	1.5359	1.4736	1.4310	1.5211	1.4829	1.4667	1.4307	1.3451	1.4586	3.87		AvgRF				
1,2-dichloroethane		0.2995	0.3378	0.3549	0.3279	0.3675	0.3295	0.3261	0.3298	0.3043	0.3308	6.50		AvgRF				
trichloroethene		0.3369	0.4484	0.4052	0.4101	0.4095	0.4111	0.4312	0.4143	0.3892	0.4062	7.59		AvgRF				
1,2-dichloropropane		0.4165	0.4452	0.4133	0.3939	0.4496	0.4240	0.4083	0.3954	0.3993	0.4161	4.88	CCC	AvgRF				
methyl methacrylate		0.0673	0.0795	0.0890	0.0908	0.0947	0.0938	0.0930	0.0871	0.0886	0.0871	9.99		AvgRF				
1,4-dioxane		—	—	—	0.0007	0.0007	0.0007	0.0008	0.0009	0.0009 →	0.0008	8.03		AvgRF				
dibromomethane		0.1883	0.2157	0.1959	0.1958	0.2132	0.1876	0.2000	0.1975	0.1970	0.1990	4.87		AvgRF				
bromodichloromethane		0.3988	0.4163	0.4243	0.4277	0.4507	0.4065	0.4415	0.4122	0.3894	0.4186	4.71		AvgRF				
2-chloroethyl vinyl ether		—	—	0.1246	0.1237	0.1362	0.1314	0.1329	0.1280	0.1302	0.1296	3.45		AvgRF				
cis-1,3-dichloropropene		0.4174	0.4398	0.4416	0.4452	0.5074	0.4633	0.4748	0.4890	0.4585	0.4597	6.01		AvgRF				
4-methyl-2-pentanone		0.1755	0.1747	0.1849	0.1800	0.1839	0.1781	0.1868	0.1719	0.1717	0.1786	3.15		AvgRF				
chlorobenzene-d5													ISTD	AvgRF				
toluene-d8		2.6529	2.5996	2.8273	2.6261	2.8384	2.6986	2.7060	2.6778	2.4957	2.6803	4.00	SUR	AvgRF				
toluene		3.7691	3.4511	3.7004	3.5139	3.9774	3.7751	3.5657	3.9728	3.6530	3.7087	5.03	CCC	AvgRF				
ethyl methacrylate		—	0.5662	0.5435	0.5815	0.6268	0.6413	0.5516	0.5984	0.5797	0.5861	5.88		AvgRF				
trans-1,3-dichloropropene		0.8677	0.7679	0.7893	0.8847	0.9831	0.9593	0.8756	0.9488	0.9034	0.8867	8.25		AvgRF				
1,1,2-trichloroethane		0.5392	0.5559	0.5096	0.5581	0.5715	0.5350	0.5165	0.5878	0.5094	0.5426	5.15		AvgRF				
tetrachloroethene		0.6684	0.7606	0.7950	0.8243	0.9225	0.8657	0.8057	0.7815	0.7885	0.8014	8.74		AvgRF				
2-hexanone		—	—	0.1066	0.1368	0.1577	0.1479	0.1385	0.1467	0.1377	0.1389	11.55		AvgRF				
1,3-dichloropropane		0.8493	0.7168	0.8293	0.9140	0.9809	0.8527	0.8807	0.8565	0.8178	0.8553	8.39		AvgRF				
dibromochloromethane		0.7782	0.7478	0.7296	0.7881	0.9269	0.8780	0.8214	0.9202	0.8321	0.8247	8.67		AvgRF				
1,2-dibromoethane		0.5612	0.5805	0.5901	0.6735	0.7416	0.7080	0.6202	0.7107	0.6561	0.6491	9.93		AvgRF				
1-chlorohexane		1.2498	1.3003	1.2024	1.3777	1.5312	1.4735	1.3129	1.3789	1.3885	1.3572	7.66		AvgRF				
chlorobenzene		2.3905	2.4001	2.3227	2.4091	2.7921	2.5273	2.4640	2.3342	2.3164	2.4396	6.10	SPCC	AvgRF				
ethylbenzene		3.7583	3.9080	3.6327	3.7974	4.5465	4.1700	4.0852	4.0219	3.8867	3.9785	6.81	CCC	AvgRF				
1,1,1,2-tetrachloroethane		0.6459	0.7134	0.7536	0.7936	0.9104	0.8137	0.7880	0.8449	0.8129	0.7863	9.69		AvgRF				
m+p-xylene		1.3050	1.5192	1.3454	1.3720	1.6368	1.4249	1.5357	1.4206	1.4266	1.4429	7.21		AvgRF				
o-xylene		1.3542	1.3390	1.4084	1.5215	1.7083	1.4826	1.4804	1.5372	1.4706	1.4780	7.49		AvgRF				

Operator: twk-sop525r12: Notes: 10mL water (source B) [illegible] 8/25/08

Calibration ID:	082208W
Instrument ID:	HPV3
Calibration Date:	8/22/2008

Paragon Analytics

Initial Calibration Report

Analyte	FileName: / Cal LVL ID:	C11986.D 0.5	C11987.D 1	C11988.D 2	C11989.D 5	C11999.D 10	C11992.D 15	C11994.D 20	C11996.D 35	C12000.D 50	AvgR	%RSD		Curve Type	Higher Order Equation Corr	QuadTerm	LinearTerm	ConstTerm
styrene		1.7928	1.8341	1.8910	2.0380	2.4950	2.2372	2.0810	2.2234	2.1251	2.0797	10.75		AvgRF				
bromoform		0.3474	0.3825	0.3516	0.4092	0.4409	0.4390	0.4167	0.4568	0.4306	0.4083	9.69	SPCC	AvgRF				
isopropylbenzene		3.2915	3.3450	3.2460	3.7248	4.1308	3.7623	3.3644	3.6463	3.2974	3.5343	8.49		AvgRF				
1,4-dichlorobenzene-d4													ISTD	AvgRF				
4-bromofluorobenzene		1.0938	1.1126	1.0189	1.0700	1.1034	1.1582	1.0864	1.0981	1.0578	1.0888	3.54	SUR	AvgRF				
1,1,2,2-tetrachloroethane		0.7595	0.8798	0.7845	0.8596	0.8572	0.8153	0.8150	0.8232	0.7780	0.8191	4.97	SPCC	AvgRF				
trans-1,4-dichloro-2-butene		0.1387	0.1890	0.1775	0.2004	0.1963	0.1949	0.1892	0.1887	0.1790	0.1837	10.05		AvgRF				
n-propylbenzene		5.6002	5.9087	5.5603	5.9446	6.3231	5.9470	5.8064	5.9356	5.7603	5.8651	3.85		AvgRF				
1,2,3-trichloropropane		0.1732	0.1412	0.1332	0.1424	0.1459	0.1470	0.1409	0.1473	0.1335	0.1450	8.15		AvgRF				
bromobenzene		0.9775	1.0536	1.0277	1.1987	1.1972	1.1152	1.0778	1.1094	1.0822	1.0933	6.65		AvgRF				
1,3,5-trimethylbenzene		3.4315	3.7664	3.6437	4.0722	4.2302	3.9983	3.6414	3.7454	3.7755	3.8116	6.48		AvgRF				
2-chlorotoluene		1.0768	1.2410	1.0935	1.2162	1.2497	1.2280	1.0928	1.1525	1.1502	1.1667	5.91		AvgRF				
4-chlorotoluene		0.9662	1.1340	0.9795	1.0688	1.1517	1.1491	1.1147	1.1252	1.0497	1.0821	6.55		AvgRF				
tert-butylbenzene		0.5223	0.5849	0.5582	0.5908	0.6213	0.5909	0.5936	0.6101	0.5857	0.5842	4.97		AvgRF				
1,2,4-trimethylbenzene		3.2112	3.5827	3.1249	3.8345	3.8880	3.7838	3.7298	3.8230	3.4348	3.6014	7.87		AvgRF				
sec-butylbenzene		4.9933	4.9903	4.6622	4.9353	5.1757	5.1842	5.0600	5.1262	4.7697	4.9885	3.58		AvgRF				
p-isopropyltoluene		3.6359	3.9121	3.6231	3.9618	4.0391	4.0122	3.8615	3.9025	3.7182	3.8518	4.06		AvgRF				
1,3-dichlorobenzene		1.8545	2.0467	1.9467	2.1865	2.1701	1.9998	1.9801	2.0309	1.9499	2.0184	5.28		AvgRF				
1,4-dichlorobenzene		1.9476	2.0951	1.7464	1.8396	1.9495	1.9584	1.8232	1.8871	1.8626	1.9010	5.29		AvgRF				
n-butylbenzene		3.5385	3.9254	3.4571	3.9758	4.1814	4.2337	3.9552	4.0908	3.9675	3.9250	6.75		AvgRF				
1,2-dichlorobenzene		1.5955	1.8194	1.5839	1.6912	1.8321	1.7869	1.7579	1.6791	1.6429	1.7099	5.47		AvgRF				
hexachloroethane		0.5003	0.6135	0.6465	0.6906	0.7241	0.7614	0.7164	0.7385	0.7208	0.6791	11.98		AvgRF				
1,2-dibromo-3-chloropropane		—	0.0832	0.0800	0.0975	0.1016	0.0915	0.0973	0.0960	0.0983	0.0932	8.29		AvgRF				
1,2,4-trichlorobenzene		0.8402	0.9492	1.0177	1.0772	1.1989	1.1385	1.1071	1.0808	1.1278	1.0597	10.30		AvgRF				
hexachlorobutadiene		0.6198	0.7871	0.6951	0.6883	0.7004	0.6605	0.7458	0.7360	0.6988	0.7035	6.93		AvgRF				
naphthalene		0.9874	1.0619	1.1036	1.2033	1.3034	1.2692	1.3366	1.3318	1.2576	1.2061	10.49		AvgRF				
1,2,3-trichlorobenzene		0.6896	0.8058	0.7932	0.8386	0.9256	0.8883	0.8270	0.8569	0.8072	0.8258	8.05		AvgRF				

Average RSD = 6.96

Operator: twk-sop525r12: Notes: 10mL water

mu 8/25/08

Paragon Analytics

Initial Calibration Verification

Lab Sample ID: VL080822-3ICV	**Calibration ID:** 082208W
Analysis Date: 8/22/2008	**Instrument ID:** HPV3
File Name: C12003	**Calibration Date:** 8/22/2008

		Analyte	AvgRF	CCRF	Expected Conc.	Found Conc.	%Dev. or % Drift	%Diff (Area)	RT Dev.	Curve Type
1)	ISTD	fluorobenzene						2.9	0.003	AvgRF
2)		dichlorodifluoromethane	0.6050	0.5584			-7.7		-0.004	AvgRF
3)	SPCC	chloromethane	0.6584	0.6277			-4.7		0.000	AvgRF
4)	CCC	vinyl chloride	0.4481	0.4354			-2.8		0.005	AvgRF
5)		bromomethane	0.2909	0.3004			3.3		0.001	AvgRF
6)		chloroethane	0.1966	0.1799			-8.5		0.000	AvgRF
7)		trichlorofluoromethane	0.5656	0.5857			3.6		0.004	AvgRF
8)		ethanol	0.0017	0.0014			-16.2		0.000	AvgRF
9)		acrolein			100.000	114.21	14.2		-0.005	quadratic
10)		1,1,2-trichloro-1,2,2-trifluoroethane	0.3933	0.4641			18.0		-0.003	AvgRF
11)	CCC	1,1-dichloroethene	0.3477	0.3408			-2.0		-0.001	AvgRF
12)		acetone	0.0102	0.0093			-8.7		-0.003	AvgRF
13)		iodomethane	0.7372	0.7166			-2.8		0.000	AvgRF
14)		carbon disulfide	1.3320	1.3485			1.2		0.004	AvgRF
15)		allyl chloride	0.2017	0.1987			-1.5		-0.004	AvgRF
16)		acetonitrile	0.0235	0.0225			-4.2		-0.004	AvgRF
17)		methylene chloride	0.3697	0.3406			-7.9		0.002	AvgRF
18)		tert-butanol	0.0099	0.0089			-9.6		0.002	AvgRF
19)		methyl tertiary butyl ether	0.4564	0.4215			-7.7		0.001	AvgRF
20)		trans-1,2-dichloroethene	0.3730	0.3722			-0.2		-0.001	AvgRF
21)		acrylonitrile	0.0557	0.0531			-4.7		-0.001	AvgRF
22)		isopropyl ether	1.5041	1.3682			-9.0		0.000	AvgRF
23)		vinyl acetate			10.000	9.49	-5.1		0.002	linear
24)	SPCC	1,1-dichloroethane	0.8042	0.8011			-0.4		0.002	AvgRF
25)		chloroprene	0.5435	0.5716			5.2		0.000	AvgRF
26)		ethyl tert-butyl ether	0.8564	0.8855			3.4		-0.004	AvgRF
27)		2,2-dichloropropane	0.4386	0.3831			-12.7		0.003	AvgRF
28)		2-butanone	0.0817	0.0752			-8.0		0.001	AvgRF
29)		cis-1,2-dichloroethene	0.4091	0.4140			1.2		-0.003	AvgRF
30)		propionitrile	0.0191	0.0183			-4.1		0.001	AvgRF
31)		methacrylonitrile	0.0531	0.0554			4.4		-0.001	AvgRF
32)		bromochloromethane	0.1731	0.1658			-4.3		-0.001	AvgRF
33)	CCC	chloroform	0.6907	0.6554			-5.1		0.002	AvgRF
35)		1,1,1-trichloroethane	0.5029	0.5223			3.9		-0.002	AvgRF
36)		carbon tetrachloride	0.4517	0.4609			2.0		-0.002	AvgRF
37)		1,1-dichloropropene	0.4951	0.4867			-1.7		-0.004	AvgRF
39)		isobutyl alcohol	0.0060	0.0050			-16.9		0.000	AvgRF
40)		tert-amyl methyl ether	0.0975	0.0984			0.9		-0.001	AvgRF
41)		benzene	1.4586	1.4597			0.1		0.005	AvgRF
42)		1,2-dichloroethane	0.3308	0.3361			1.6		-0.003	AvgRF
43)		trichloroethene	0.4062	0.4005			-1.4		0.002	AvgRF
44)	CCC	1,2-dichloropropane	0.4161	0.3865			-7.1		-0.002	AvgRF
45)		methyl methacrylate	0.0871	0.0830			-4.7		-0.002	AvgRF
46)		1,4-dioxane	0.0008	0.0007			-11.1		0.000	AvgRF
47)		dibromomethane	0.1990	0.2005			0.8		0.002	AvgRF
48)		bromodichloromethane	0.4186	0.4094			-2.2		0.003	AvgRF
49)		2-chloroethyl vinyl ether	0.1296	0.1324			2.2		0.003	AvgRF
50)		cis-1,3-dichloropropene	0.4597	0.4392			-4.5		0.001	AvgRF
51)		4-methyl-2-pentanone	0.1786	0.1699			-4.9		0.000	AvgRF
52)	ISTD	chlorobenzene-d5						9.3	-0.004	AvgRF
54)	CCC	toluene	3.7087	3.7000			-0.2		0.000	AvgRF
55)		ethyl methacrylate	0.5861	0.5290			-9.8		0.002	AvgRF
56)		trans-1,3-dichloropropene	0.8867	0.7967			-10.1		0.002	AvgRF
57)		1,1,2-trichloroethane	0.5426	0.5164			-4.8		0.005	AvgRF
58)		tetrachloroethene	0.8014	0.7444			-7.1		0.001	AvgRF
59)		2-hexanone	0.1389	0.1269			-8.6		-0.001	AvgRF
60)		1,3-dichloropropane	0.8553	0.7807			-8.7		0.005	AvgRF
61)		dibromochloromethane	0.8247	0.8088			-1.9		0.001	AvgRF
62)		1,2-dibromoethane	0.6491	0.6059			-6.7		0.001	AvgRF
63)		1-chlorohexane	1.3572	1.2605			-7.1		0.002	AvgRF
64)	SPCC	chlorobenzene	2.4396	2.3218			-4.8		0.002	AvgRF
65)	CCC	ethylbenzene	3.9785	3.5528			-10.7		0.002	AvgRF
66)		1,1,1,2-tetrachloroethane	0.7863	0.7791			-0.9		-0.004	AvgRF

Operator: twk-sop525r12: Source A m 8/25/08

Paragon Analytics

Initial Calibration Verification

Lab Sample ID:	VL080822-3ICV	**Calibration ID:**	082208W
Analysis Date:	8/22/2008	**Instrument ID:**	HPV3
File Name:	C12003	**Calibration Date:**	8/22/2008

		Analyte	AvgRF	CCRF	Expected Conc.	Found Conc.	%Dev. or % Drift	%Diff (Area)	RT Dev.	Curve Type
67)		m+p-xylene	1.4429	1.4283			-1.0		0.004	AvgRF
68)		o-xylene	1.4780	1.4357			-2.9		0.003	AvgRF
69)		styrene	2.0797	2.0399			-1.9		0.001	AvgRF
70)	SPCC	bromoform	0.4083	0.4032			-1.3		-0.001	AvgRF
71)		isopropylbenzene	3.5343	3.5605			0.7		0.001	AvgRF
72)	ISTD	1,4-dichlorobenzene-d4						2.1	-0.001	AvgRF
75)	SPCC	1,1,2,2-tetrachloroethane	0.8191	0.7874			-3.9		-0.002	AvgRF
76)		trans-1,4-dichloro-2-butene	0.1837	0.1927			4.8		-0.004	AvgRF
77)		n-propylbenzene	5.8651	5.8386			-0.5		-0.004	AvgRF
78)		1,2,3-trichloropropane	0.1450	0.1383			-4.6		0.004	AvgRF
79)		bromobenzene	1.0933	1.0989			0.5		0.002	AvgRF
80)		1,3,5-trimethylbenzene	3.8116	3.7692			-1.1		-0.002	AvgRF
81)		2-chlorotoluene	1.1667	1.1630			-0.3		0.004	AvgRF
82)		4-chlorotoluene	1.0821	1.0952			1.2		0.004	AvgRF
83)		tert-butylbenzene	0.5842	0.5854			0.2		0.001	AvgRF
84)		1,2,4-trimethylbenzene	3.6014	3.5709			-0.8		0.003	AvgRF
85)		sec-butylbenzene	4.9885	5.0259			0.7		0.005	AvgRF
86)		p-isopropyltoluene	3.8518	3.8745			0.6		-0.003	AvgRF
87)		1,3-dichlorobenzene	2.0184	2.0758			2.8		-0.005	AvgRF
88)		1,4-dichlorobenzene	1.9010	1.8701			-1.6		-0.003	AvgRF
89)		n-butylbenzene	3.9250	4.0681			3.6		0.004	AvgRF
90)		1,2-dichlorobenzene	1.7099	1.6331			-4.5		0.004	AvgRF
91)		hexachloroethane	0.6791	0.6815			0.3		-0.004	AvgRF
92)		1,2-dibromo-3-chloropropane	0.0932	0.1000			7.3		0.005	AvgRF
93)		1,2,4-trichlorobenzene	1.0597	1.1006			3.9		0.002	AvgRF
94)		hexachlorobutadiene	0.7035	0.7134			1.4		0.004	AvgRF
95)		naphthalene	1.2061	1.2495			3.6		-0.003	AvgRF
96)		1,2,3-trichlorobenzene	0.8258	0.8376			1.4		-0.001	AvgRF

Operator: twk-sop525r12:

m 8/25/08

Paragon Analytics

Continuing Calibration Verification

Lab Sample ID:	VL080912-3CCV	**Calibration ID:**	082208W
Analysis Date:	9/12/2008	**Instrument ID:**	HPV3
File Name:	C12251	**Calibration Date:**	8/22/2008

		Analyte	AvgRF	CCRF	Expected Conc.	Found Conc.	%Dev. or % Drift	%Diff (Area)	RT Dev.	Curve Type
1)	ISTD	fluorobenzene						1.6	0.000	AvgRF
2)		dichlorodifluoromethane	0.6050	0.5601			-7.4		-0.003	AvgRF
3)	SPCC	chloromethane	0.6584	0.6290			-4.5		0.002	AvgRF
4)	CCC	vinyl chloride	0.4481	0.4383			-2.2		-0.004	AvgRF
5)		bromomethane	0.2909	0.2921			0.4		0.003	AvgRF
6)		chloroethane	0.1966	0.1741			-11.4		-0.003	AvgRF
7)		trichlorofluoromethane	0.5656	0.5123			-9.4		-0.003	AvgRF
10)		1,1,2-trichloro-1,2,2-trifluoroethane	0.3933	0.4081			3.8		0.004	AvgRF
11)	CCC	1,1-dichloroethene	0.3477	0.3290			-5.4		-0.003	AvgRF
12)		acetone	0.0102	0.0093			-8.5		-0.001	AvgRF
13)		iodomethane	0.7372	0.7619			3.3		0.001	AvgRF
14)		carbon disulfide	1.3320	1.2178			-8.6		0.001	AvgRF
17)		methylene chloride	0.3697	0.3446			-6.8		0.000	AvgRF
19)		methyl tertiary butyl ether	0.4564	0.3743			-18.0		0.002	AvgRF
20)		trans-1,2-dichloroethene	0.3730	0.3557			-4.6		-0.004	AvgRF
23)		vinyl acetate			10.000	8.08	-19.2		0.003	linear
24)	SPCC	1,1-dichloroethane	0.8042	0.7622			-5.2		-0.001	AvgRF
27)		2,2-dichloropropane	0.4386	0.4873			11.1		0.000	AvgRF
28)		2-butanone	0.0817	0.0747			-8.6		0.002	AvgRF
29)		cis-1,2-dichloroethene	0.4091	0.4080			-0.3		-0.002	AvgRF
32)		bromochloromethane	0.1731	0.1646			-5.0		0.001	AvgRF
33)	CCC	chloroform	0.6907	0.6722			-2.7		-0.001	AvgRF
35)		1,1,1-trichloroethane	0.5029	0.4655			-7.4		-0.001	AvgRF
36)		carbon tetrachloride	0.4517	0.4248			-5.9		0.003	AvgRF
37)		1,1-dichloropropene	0.4951	0.4638			-6.3		-0.002	AvgRF
41)		benzene	1.4586	1.3160			-9.8		-0.004	AvgRF
42)		1,2-dichloroethane	0.3308	0.3006			-9.1		0.004	AvgRF
43)		trichloroethene	0.4062	0.3753			-7.6		-0.001	AvgRF
44)	CCC	1,2-dichloropropane	0.4161	0.4057			-2.5		0.000	AvgRF
47)		dibromomethane	0.1990	0.1857			-6.7		0.000	AvgRF
48)		bromodichloromethane	0.4186	0.3968			-5.2		0.004	AvgRF
50)		cis-1,3-dichloropropene	0.4597	0.4326			-5.9		-0.001	AvgRF
51)		4-methyl-2-pentanone	0.1786	0.1651			-7.5		-0.003	AvgRF
52)	ISTD	chlorobenzene-d5						6.9	-0.003	AvgRF
54)	CCC	toluene	3.7087	3.5856			-3.3		-0.003	AvgRF
56)		trans-1,3-dichloropropene	0.8867	0.7656			-13.7		0.004	AvgRF
57)		1,1,2-trichloroethane	0.5426	0.4762			-12.2		-0.004	AvgRF
58)		tetrachloroethene	0.8014	0.7086			-11.6		0.002	AvgRF
59)		2-hexanone	0.1389	0.1256			-9.5		-0.004	AvgRF
60)		1,3-dichloropropane	0.8553	0.7826			-8.5		0.002	AvgRF
61)		dibromochloromethane	0.8247	0.6988			-15.3		0.003	AvgRF
62)		1,2-dibromoethane	0.6491	0.5299			-18.4		0.003	AvgRF
63)		1-chlorohexane	1.3572	1.2779			-5.8		0.003	AvgRF
64)	SPCC	chlorobenzene	2.4396	2.2220			-8.9		-0.003	AvgRF
65)	CCC	ethylbenzene	3.9785	3.6591			-8.0		0.003	AvgRF
66)		1,1,1,2-tetrachloroethane	0.7863	0.6900			-12.2		-0.002	AvgRF
67)		m+p-xylene	1.4429	1.3842			-4.1		0.002	AvgRF
68)		o-xylene	1.4780	1.2727			-13.9		0.004	AvgRF
69)		styrene	2.0797	1.8652			-10.3		0.002	AvgRF
70)	SPCC	bromoform	0.4083	0.3377			-17.3		0.001	AvgRF
71)		isopropylbenzene	3.5343	3.1289			-11.5		0.003	AvgRF
72)	ISTD	1,4-dichlorobenzene-d4						1.0	0.001	AvgRF
75)	SPCC	1,1,2,2-tetrachloroethane	0.8191	0.7084			-13.5		-0.001	AvgRF
77)		n-propylbenzene	5.8651	5.6382			-3.9		-0.003	AvgRF
78)		1,2,3-trichloropropane	0.1450	0.1088			-25.0		0.001	AvgRF
79)		bromobenzene	1.0933	0.9883			-9.6		0.003	AvgRF
80)		1,3,5-trimethylbenzene	3.8116	3.7221			-2.3		0.000	AvgRF
81)		2-chlorotoluene	1.1667	1.1308			-3.1		-0.005	AvgRF
82)		4-chlorotoluene	1.0821	1.0499			-3.0		-0.004	AvgRF
83)		tert-butylbenzene	0.5842	0.5671			-2.9		0.002	AvgRF
84)		1,2,4-trimethylbenzene	3.6014	3.3139			-8.0		0.000	AvgRF
85)		sec-butylbenzene	4.9885	4.5720			-8.4		0.002	AvgRF
86)		p-isopropyltoluene	3.8518	3.6003			-6.5		-0.002	AvgRF

Operator: twk-sop525r12:

m 9/12/08

Paragon Analytics

Continuing Calibration Verification

Lab Sample ID:	VL080912-3CCV	**Calibration ID:**	082208W
Analysis Date:	9/12/2008	**Instrument ID:**	HPV3
File Name:	C12251	**Calibration Date:**	8/22/2008

	Analyte	AvgRF	CCRF	Expected Conc.	Found Conc.	%Dev. or % Drift	%Diff (Area)	RT Dev.	Curve Type
87)	1,3-dichlorobenzene	2.0184	1.8767			-7.0		-0.003	AvgRF
88)	1,4-dichlorobenzene	1.9010	1.6231			-14.6		-0.001	AvgRF
89)	n-butylbenzene	3.9250	3.8273			-2.5		0.001	AvgRF
90)	1,2-dichlorobenzene	1.7099	1.5591			-8.8		-0.005	AvgRF
92)	1,2-dibromo-3-chloropropane	0.0932	0.0814			-12.6		-0.004	AvgRF
93)	1,2,4-trichlorobenzene	1.0597	1.0263			-3.2		-0.001	AvgRF
94)	hexachlorobutadiene	0.7035	0.6185			-12.1		0.000	AvgRF
95)	naphthalene	1.2061	1.0848			-10.1		-0.002	AvgRF
96)	1,2,3-trichlorobenzene	0.8258	0.7494			-9.2		-0.004	AvgRF

Nickname Filters

8260_25
8260_25Full_EAFB

Operator: twk-sop525r12:

m 9/12/08

8A

Volatile Internal Standard Area Summary

Lab Name: Paragon Analytics
Date Analyzed: 9/12/2008
Work Order Number: 0809093
Time Analyzed: 10:32
Client Name: URS
ClientProject ID: Prather Phase 1 Investigation
Reported on: Monday, September 15, 2008

Instrument ID: HPV3
Lab File ID: C12251

	IS1		IS2		IS3		IS4		IS5		IS6	
	Area	RT	Area	RT	Area	RT	Area	RT	Area	RT	Area	RT
12 Hour STD	1864367	9.36	703463	12.5	544149	14.51						
Upper Limit	3728734	9.86	1406926	13	1088298	15.0						
Lower Limit	932184	8.86	351732	12	272075	14.0						
Lab Sample ID												
VL080912-3LCS	1864367	9.36	703463	12.50	544149	14.51						
VL080912-3LCSD	1768134	9.36	705801	12.50	568797	14.51						
VL080912-3MB	1806700	9.37	751020	12.50	566425	14.51						
0809093-4	1858549	9.37	709524	12.50	523535	14.51						
0809093-8	1706456	9.36	670224	12.50	512942	14.51						
0809093-8MS	1794062	9.37	726860	12.50	530217	14.51						
0809093-8MSD	1767553	9.36	677987	12.51	554174	14.51						
0809093-1	1679659	9.36	686396	12.51	550083	14.51						
0809093-7	1708975	9.36	685879	12.50	524786	14.52						
0809093-2	1832079	9.36	638220	12.51	526647	14.51						
0809093-3	1823016	9.37	713932	12.51	551647	14.52						
0809093-5	1625622	9.37	666845	12.50	513933	14.52						
0809093-6	1781033	9.36	673868	12.51	545246	14.51						
0809093-9	1706370	9.37	662732	12.50	528369	14.52						
0809083-4	1668278	9.37	646889	12.51	546105	14.52						
0809083-1	1833386	9.37	678889	12.51	552751	14.52						
0809083-2	1615110	9.37	683782	12.50	534250	14.52						

Shaded values exceed established area count limits.

LIMS Version: 6.191A

Upper Limit = + 100 percent of internal standard area.

Lower Limit = - 50 percent of internal standard area.

Supporting Raw Data

GCMS Volatile Instrument Run Log - HPV3
Paragon Analytics, Inc.

Sequence Name: C:\HPCHEM\1\SEQUENCE\082208.S
Comment: HPV3: 10mL un-htd purge: Serial Number 2749A 00096
Data Path: C:\HPchem\1\DATA\082208\
Operator:twk-sop525r12: Analysis Date: 08/22/08 mc
Istd\Surr ID's (1.27655uL): ST080822-1 \ ST080822-2 Standard ID's: ST080805-4 / ST080822-3 / ST080804-30,-31,-33 (Source B)
Logbook Number: 3095 purge time: 7 min. desorb time & temp.: 1 min. @ 250° C

Vial	DataFile	Method	Sample Name	Dil.	Samp. Amt.	RA?	pH<2?	HS?	Comment
1	C11979	082208W	BLANK	1	10mL	NO	NA	NA	
2	C11980	082208W	BLANK						
3	C11981	082208W	PRIME						
4	C11982	082208W	BLANK						
100	C11983	BFB	BFB-TUNE1		1µL				8/25/08 ~~ST080822~~ ST080811-2 (injection @ 10:40)
1	C11984	082208W	BLANK		10 mL				
2	C11985	082208W	BLANK						
3	C11986	082208W	VOC_0.5ppb_CSTD						1.25mL (of 20ppb) to 50mL
4	C11987	082208W	VOC_1ppb_CSTD						2.5mL
5	C11988	082208W	VOC_2ppb_CSTD						5mL
6	C11989	082208W	VOC_5ppb_CSTD						12.5mL
7	C11990	082208W	VOC_10ppb_CSTD			YES			no spikes added
8	C11991	082208W	BLANK			NO			
9	C11992	082208W	VOC_15ppb_CSTD						15µL each to 50mL
10	C11993	082208W	BLANK						
11	C11994	082208W	VOC_20ppb_ISDEF						40µL each (Source B) to 100mL F.V.
12	C11995	082208W	BLANK						
13	C11996	082208W	VOC_35ppb_CSTD						35µL each to 50mL
14	C11997	082208W	BLANK						
15	C11998	082208W	BLANK						
16	C11999	082208W	VOC_10ppb_CSTD						10µL each to 50mL
17	C12000	082208W	VOC_50ppb_CSTD						50µL each to 50mL
18	C12001	082208W	BLANK						
19	C12002	082208W	BLANK						
20	C12003	082208W	VL080822-3ICS						Source A: ST080804-14 / ST080728-3,-4,-5 / ST080921-1
21	C12004	082208W	VL080822-3LCSD						20µL-each to 100mL
22	C12005	082208W	BLANK						
23	C12006	082208W	VL080822-MB						
24	C12007	082208W	0808162-4				YES	NO	
25	C12008	082208W	0808162-6						
26	C12009	082208W	0808162-3						
27	C12010	082208W	0808162-5						
28	C12011	082208W	0808162-10						
29	C12012	082208W	0808162-2					YES<pea	
30	C12013	082208W	0808162-7 5X	5	10mL/50mL			YES<pea	
31	C12014	082208W	0808162-8 2X	2	25mL/50mL			YES<pea	(injection @ 22:34)

GCMS Volatile Instrument Run Log - HPV3
Paragon Analytics, Inc.

9-15-08

BFB
ST080912-2

QC spikes		Spike Amount
cal -	ST080908-1	20uL to 100mls
gas -	ST080910-1	20uL to 100mls
a-9 -	ST080908-2	20uL to 100mls
oxy -	ST080908-3	20uL to 100mls
a&a -	ST080908-4	40uL to 100mls
2-pent -	NA	NA

Sequence Name: C:\HPCHEM\1\SEQUENCE\091208.S
Comment: HPV3: 10mL un-htd purge: Serial Number 2749A 00096
Data Path: C:\HPchem\1\DATA\091208\
Operator:twk-sop525r12: Analysis Date: 9-12-08 Tylerk.
Istd\Surr ID's (1.27655uL): ST080822-1 \ ST080822-2 Standard ID's:
Logbook Number: 3095 purge time: 7 min. desorb time & temp.: 1 min. @ 230 C

Vial	DataFile	Method	Sample Name	Dil.	Samp. Amt.	RA?	pH<2?	HS?	Comment
1	C12247	082208W	BLANK	1X	10mls.	NO	NA	NA	
2	C12248	082208W	BLANK						
3	C12249	082208W	PRIME						
4	C12250	BFB	BFB-TUNE1		1µL				BFB injected @ 1012
5	C12251	082208W	VL080912-3CCS		10mls.				QC spikes (10ppb)
6	C12252	082208W	VL080912-3LCSD						
7	C12253	082208W	BLANK						
8	C12254	082208W	VL080912-3MB						All<mpl
9	C12255	082208W	0809093-4				yes	none	
10	C12256	082208W	0809093-8						
10	C12257	082208W	0809093-8MS						QC spikes (10ppb)
11	C12258	082208W	0809093-8MSD						
12	C12259	082208W	BLANK				NA	NA	
13	C12260	082208W	0809093-1				yes	none	All<mpl
14	C12261	082208W	0809093-7						
15	C12262	082208W	0809093-2						
16	C12263	082208W	0809093-3						
17	C12264	082208W	0809093-5						
18	C12265	082208W	0809093-6						All<mpl
19	C12266	082208W	0809093-9						
20	C12267	082208W	0809083-4					=peak	
21	C12268	082208W	0809083-1					none	
22	C12269	082208W	0809083-2						
23	C12270	082208W	RU20				NA	<peak	except DCM <RL; All<mpl
24	C12271	082208W	RU26						All<mpl
25	C12272	082208W	RU39					none	except DCM <RL; All<mpl
26	C12273	082208W	RU40					<peak	All<mpl
27	C12274	082208W	0809077-1 50X	50X		yes.	yes	>peak	Use as Screening!
28	C12275	082208W	0809077-2 50X				pH=3	none	
29	C12276	082208W	0809077-3 50X				pH=6		
30	C12277	082208W	0809077-4 50X				yes		
31	C12278	082208W	0809077-5 50X						injected @ 2103

Last Modified: Fri Sep 12 16:31:23 2008□□Balance 6 Page:606

Calibration Raw Data

BFB

Data File : C:\HPCHEM\1\DATA\082208\C11983.D
Acq On : 22 Aug 2008 10:40
Sample : BFB-TUNE1
Misc : 50ng 4-BFB (1uL direct inj.)
MS Integration Params: ettics.p
Method : C:\HPCHEM\1\METHODS\082208W.M (RTE Integrator)
Title : GC/MS Volatiles (S.O.P. 525)

Vial: 100
Operator: twk-sop525r12
Inst : CSS Instr
Multiplr: 1.00

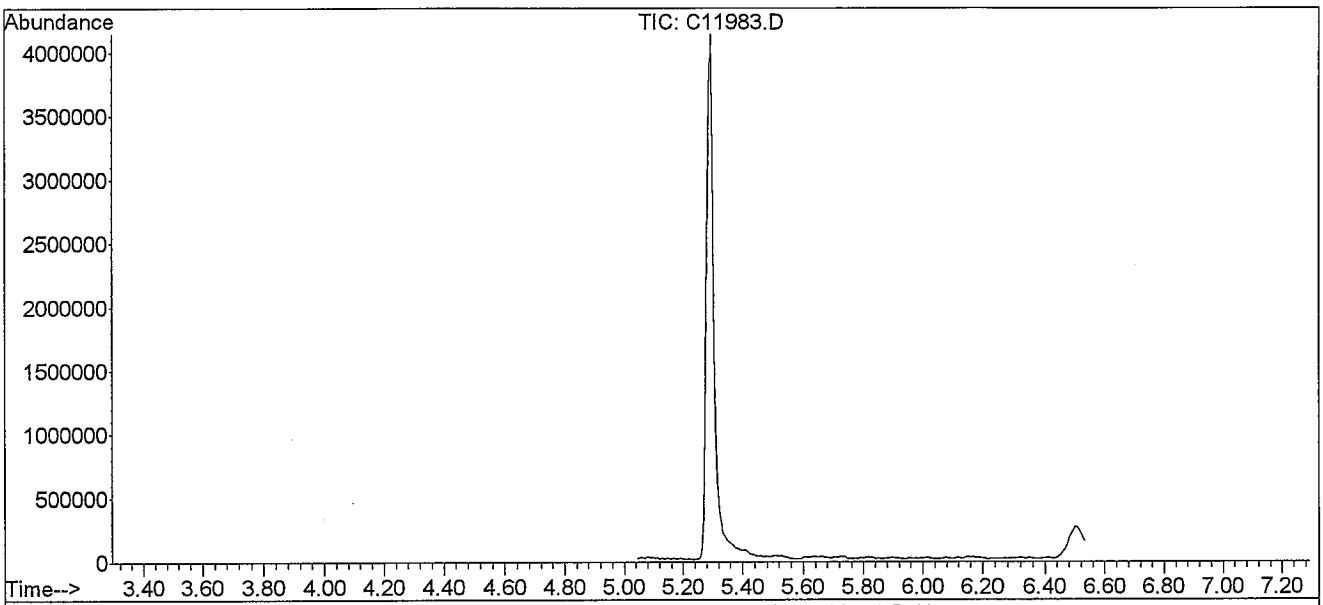

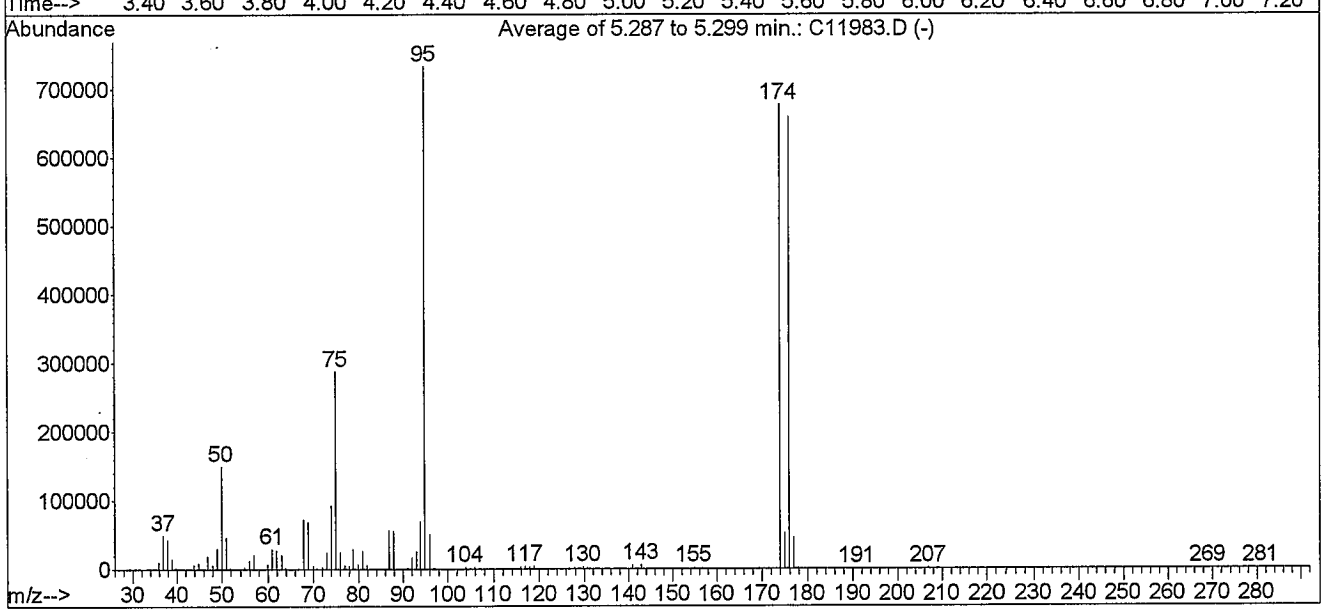

AutoFind: Scans 41, 42, 43; Background Corrected with Scan 33

Target Mass	Rel. to Mass	Lower Limit%	Upper Limit%	Rel. Abn%	Raw Abn	Result Pass/Fail
50	95	15	40	20.4	149613	PASS
75	95	30	60	39.2	287397	PASS
95	95	100	100	100.0	733461	PASS
96	95	5	9	6.8	50123	PASS
173	174	0.00	2	0.0	0	PASS
174	95	50	100	92.4	677419	PASS
175	174	5	9	7.5	50997	PASS
176	174	95	101	97.3	659349	PASS
177	176	5	9	6.8	44528	PASS

mw 8/25/08

C11983.D 082208W.M Fri Aug 22 15:55:04 2008

Quantitation Report (QT Reviewed)

Data File : C:\HPCHEM\1\DATA\082208\C11986.D Vial: 3
Acq On : 22 Aug 2008 11:39 Operator: twk-sop525r12:
Sample : VOC_0.5ppb_CSTD Inst : CSS Instr
Misc : 10mL water (source B) Multiplr: 1.00
MS Integration Params: ettics.p
Quant Time: Aug 22 12:31 2008 Quant Results File: 082208W.RES

Quant Method : C:\HPCHEM\1\METHODS\082208W.M (RTE Integrator)
Title : GC/MS Volatiles (S.O.P. 525)
Last Update : Fri Aug 22 12:28:09 2008
Response via : Initial Calibration
DataAcq Meth : 082208W

Internal Standards	R.T.	QIon	Response	Conc Units	Dev(Min)
1) Fluorobenzene	9.36	96	1926296	25.00 ppb	0.00
52) Chlorobenzene-d5	12.50	82	665398	25.00 ppb	0.00
72) 1,4-Dichlorobenzene-d4	14.51	152	546411	25.00 ppb	0.00
System Monitoring Compounds					
34) Dibromofluoromethane	8.55	113	739113	23.71 ppb	0.00
Spiked Amount 25.000	Range 80 - 124		Recovery = 94.84%		
38) 1,2-dichloroethane-d4	9.02	65	482030	23.82 ppb	-0.01
Spiked Amount 25.000	Range 62 - 139		Recovery = 95.28%		
53) Toluene-d8	11.05	98	1765221	24.26 ppb	-0.01
Spiked Amount 25.000	Range 81 - 119		Recovery = 97.04%		
73) 4-Bromofluorobenzene	13.54	95	597676	23.02 ppb	-0.01
Spiked Amount 25.000	Range 78 - 129		Recovery = 92.08%		

Target Compounds						Qvalue
2) Dichlorodifluoromethane	3.42	85	21797	0.43 ppb		98
3) Chloromethane	3.74	50	25529	0.46 ppb		91
4) Vinyl chloride	3.91	62	18755	0.49 ppb		86
5) Bromomethane	4.47	96	11295	0.47 ppb		97
6) Chloroethane	4.60	64	9424	0.57 ppb	#	69
7) Trichlorofluoromethane	4.93	101	20994	0.44 ppb		96
8) Ethanol	0.00	45	0	N.D. d		
9) Acrolein	5.60	56	2825	2.61 ppb	#	34
10) 1,1,2-Trichloro-1,2,2-trif	5.60	101	12645	0.40 ppb		90
11) 1,1-Dichloroethene	5.68	96	13910	0.51 ppb		86
12) Acetone	0.00	58	0	N.D. d		
13) Iodomethane	5.95	142	23430	0.39 ppb		98
14) Carbon Disulfide	6.04	76	49299	0.45 ppb		91
15) Allyl chloride	6.16	76	6819	0.47 ppb	#	82
16) Acetonitrile	6.22	41	11437	6.36 ppb	#	74
17) Methylene chloride	6.36	84	15279	0.46 ppb		88
18) tert-Butanol	0.00	59	0	N.D. d		
19) Methyl-t-butyl-ether	6.62	73	32012	0.92 ppb	#	86
20) trans-1,2-Dichloroethene	6.66	96	14021	0.48 ppb		70
21) Acrylonitrile	6.72	53	20621	4.67 ppb		85
22) Isopropyl ether	7.19	45	55694	0.46 ppb	#	90
23) Vinyl Acetate	0.00	43	0	N.D. d		
24) 1,1-Dichloroethane	7.23	63	28362	0.45 ppb		83
25) Chloroprene	7.32	53	18230m	0.46 ppb		
26) Ethyl tert-butyl ether	7.63	59	28234	0.44 ppb	#	85
27) 2,2-Dichloropropane	7.95	77	19033	0.52 ppb		94
28) 2-Butanone	0.00	43	0	N.D. d		
29) cis-1,2-Dichloroethene	7.98	96	15077	0.48 ppb		76
30) Propionitrile	8.14	54	7875	5.55 ppb	#	71
31) Methacrylonitrile	0.00	67	0	N.D. d		
32) Bromochloromethane	8.31	128	5982m	0.48 ppb		
33) Chloroform	8.34	83	25639	0.46 ppb		81
35) 1,1,1-Trichloroethane	8.59	97	17572	0.43 ppb		91
36) Carbon tetrachloride	8.76	117	15715	0.53 ppb		87
37) 1,1-Dichloropropene	8.79	75	15998	0.41 ppb		86
39) Isobutyl alcohol	0.00	43	0	N.D. d		
40) tert-Amyl methyl ether	0.00	87	0	N.D. d		
41) Benzene	9.04	78	55494	0.50 ppb	#	79
42) 1,2-Dichloroethane	9.12	62	11537	0.44 ppb	#	75
43) Trichloroethene	9.77	95	12981	0.42 ppb		82

(#) = qualifier out of range (m) = manual integration

m 8/25/08

Quantitation Report (QT Reviewed)

Data File : C:\HPCHEM\1\DATA\082208\C11986.D Vial: 3
Acq On : 22 Aug 2008 11:39 Operator: twk-sop525r12:
Sample : VOC_0.5ppb_CSTD Inst : CSS Instr
Misc : 10mL water (source B) Multiplr: 1.00
MS Integration Params: ettics.p
Quant Time: Aug 22 12:31 2008 Quant Results File: 082208W.RES

Quant Method : C:\HPCHEM\1\METHODS\082208W.M (RTE Integrator)
Title : GC/MS Volatiles (S.O.P. 525)
Last Update : Fri Aug 22 12:28:09 2008
Response via : Initial Calibration
DataAcq Meth : 082208W

	Compound	R.T.	QIon	Response	Conc Unit		Qvalue
44)	1,2-Dichloropropane	10.07	63	16045	0.48 ppb	#	94
45)	Methyl methacrylate	10.08	69	2593	0.37 ppb	#	32
46)	1,4-Dioxane	0.00	88	0	N.D.		
47)	Dibromomethane	10.21	93	7254	0.46 ppb		82
48)	Bromodichloromethane	10.34	83	15365	0.46 ppb		96
49)	2-Chloroethyl vinyl ether	10.62	63	4138	0.40 ppb	#	70
50)	cis-1,3-Dichloropropene	10.81	75	16080	0.43 ppb		96
51)	4-Methyl-2-Pentanone	10.92	43	27040	1.72 ppb	#	88
54)	Toluene	11.13	91	50159	0.52 ppb		93
55)	Ethyl methacrylate	0.00	69	0	N.D. d		
56)	trans-1,3-Dichloropropene	11.37	75	11547	0.47 ppb		76
57)	1,1,2-Trichloroethane	11.57	83	7175	0.50 ppb		77
58)	Tetrachloroethene	11.67	164	8895	0.44 ppb		81
59)	2-Hexanone	11.76	58	4432	1.12 ppb	#	62
60)	1,3-Dichloropropane	11.75	76	11302	0.50 ppb		93
61)	Dibromochloromethane	11.96	129	10356	0.50 ppb		82
62)	1,2-Dibromoethane	12.11	107	7469	0.45 ppb		86
63)	1-Chlorohexane	12.41	91	16629	0.50 ppb		96
64)	Chlorobenzene	12.53	112	31813	0.52 ppb		87
65)	Ethylbenzene	12.57	91	50015	0.47 ppb		86
66)	1,1,1,2-Tetrachloroethane	12.60	131	8595	0.43 ppb		96
67)	m,p-Xylene	12.67	106	34733	0.95 ppb		77
68)	o-Xylene	13.04	106	18022	0.48 ppb		72
69)	Styrene	13.07	104	23859	0.44 ppb		91
70)	Bromoform	13.29	173	4623	0.47 ppb	#	69
71)	Isopropylbenzene	13.34	105	43803	0.48 ppb		86
74)	1,1,2,2-Tetrachloroethane	13.64	83	8300	0.44 ppb	#	77
75)	trans-1,4-Dichloro-2-buten	13.69	53	1516	0.36 ppb	#	54
76)	n-Propylbenzene	13.69	91	61200	0.45 ppb		95
77)	1,2,3-Trichloropropane	13.72	110	1893	0.62 ppb	#	1
78)	Bromobenzene	13.70	156	10682	0.44 ppb		81
79)	1,3,5-Trimethylbenzene	13.82	105	37500	0.46 ppb		97
80)	2-Chlorotoluene	13.82	126	11767	0.48 ppb		92
81)	4-Chlorotoluene	13.93	126	10559	0.44 ppb		95
82)	tert-Butylbenzene	14.10	134	5708	0.46 ppb		59
83)	1,2,4-Trimethylbenzene	14.15	105	35093	0.45 ppb		99
84)	sec-Butylbenzene	14.28	105	54568	0.49 ppb		97
85)	p-Isopropyltoluene	14.38	119	39734	0.48 ppb		97
86)	1,3-Dichlorobenzene	14.46	146	20266	0.47 ppb		83
87)	1,4-Dichlorobenzene	14.53	146	21284	0.53 ppb	#	75
88)	n-Butylbenzene	14.73	91	38669	0.43 ppb		95
89)	1,2-Dichlorobenzene	14.87	146	17436	0.48 ppb		93
90)	Hexachloroethane	15.06	201	5467	0.45 ppb	#	79
91)	1,2-Dibromo-3-chloropropan	0.00	157	0	N.D. d		
92)	1,2,4-Trichlorobenzene	16.32	180	9182	0.41 ppb		90
93)	Hexachlorobutadiene	16.38	225	6773	0.46 ppb	#	67
94)	Naphthalene	16.63	128	10791	0.42 ppb		100
95)	1,2,3-Trichlorobenzene	16.88	180	7536	0.45 ppb	#	78

(#) = qualifier out of range (m) = manual integration

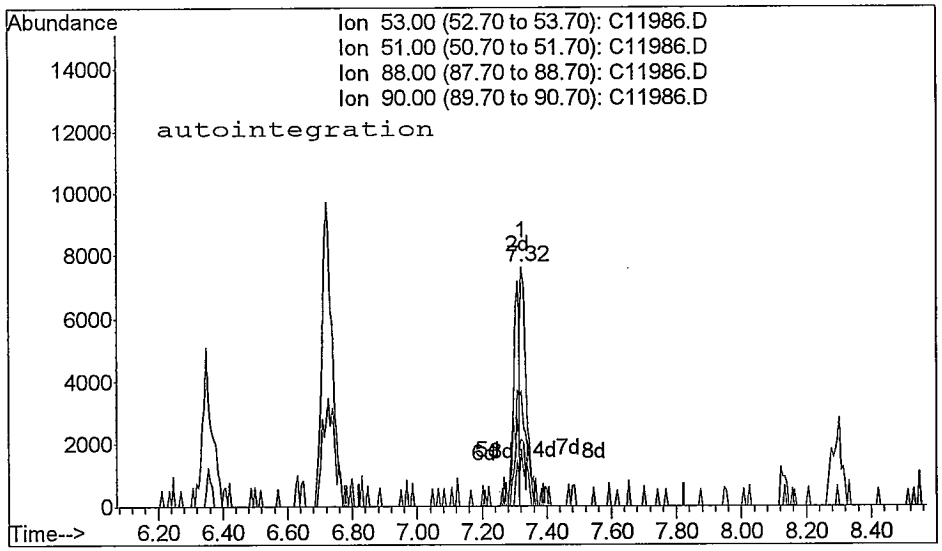

TIC: C11986.D

(25) Chloroprene
7.32min 0.22ppb
response 8800

Ion	Exp%	Act%
53.00	100	100
51.00	24.70	27.96
88.00	50.20	36.03#
90.00	16.50	23.91#

Reason for manual re-integration?

[] missed peak assignment

[] peak saturation (detector shutdown)

[] over-integrated peak's area

[x] under-integrated peak's area

[] other (_____)

initials: mu date: 8/25/08

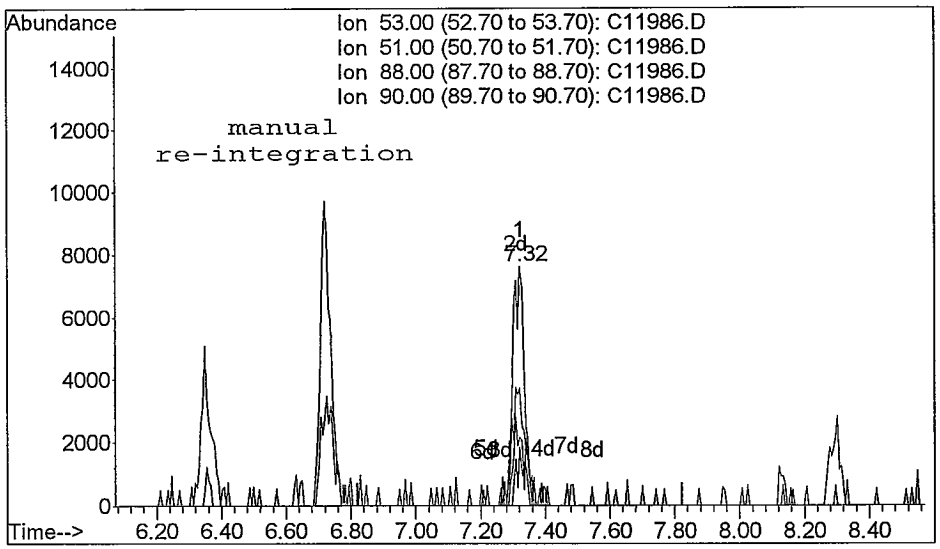

TIC: C11986.D

(25) Chloroprene
7.32min 0.46ppb m
response 18230

Ion	Exp%	Act%
53.00	100	100
51.00	24.70	27.96
88.00	50.20	48.35
90.00	16.50	23.91#

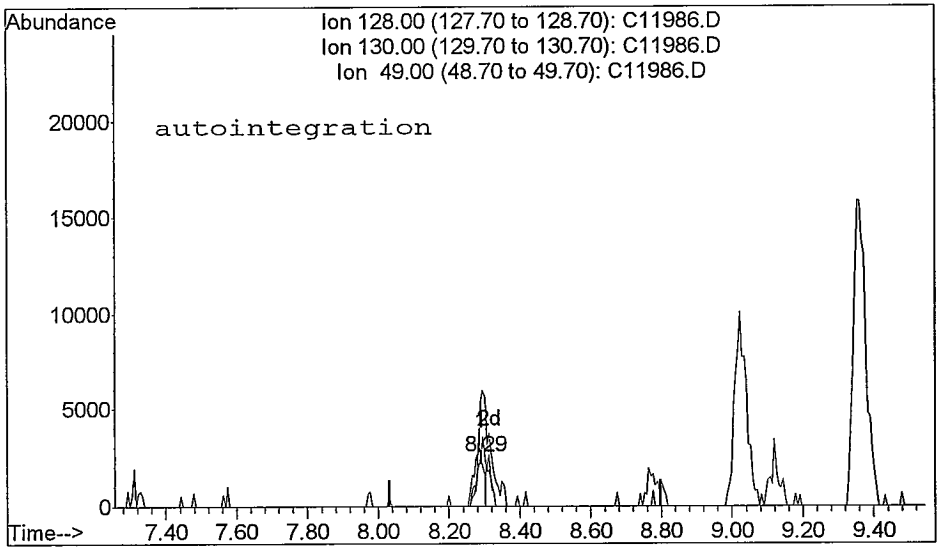

TIC: C11986.D

(32) Bromochloromethane (M)
8.29min 0.30ppb
response 3758

Ion	Exp%	Act%
128.00	100	100
130.00	123.10	84.43
49.00	224.20	215.89
0.00	0.00	0.00

Reason for manual re-integration?

[] missed peak assignment

[] peak saturation (detector shutdown)

[] over-integrated peak's area

[✓] under-integrated peak's area

[] other (_____)

initials: m date: 8 / 25 / 08

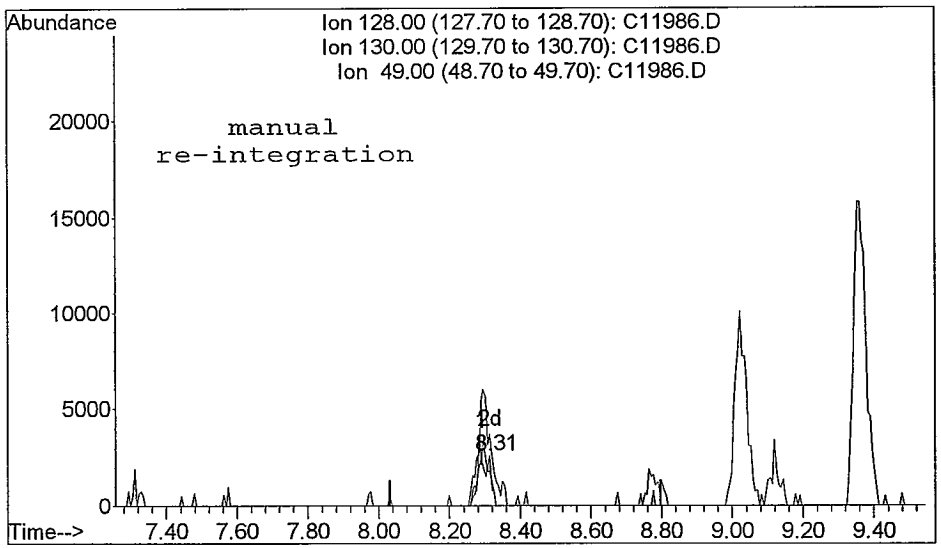

TIC: C11986.D

(32) Bromochloromethane (M)
8.31min 0.48ppb m
response 5982

Ion	Exp%	Act%
128.00	100	100
130.00	123.10	70.78#
49.00	224.20	143.41
0.00	0.00	0.00

Quantitation Report

Data File : C:\HPCHEM\1\DATA\082208\C11986.D Vial: 3
Acq On : 22 Aug 2008 11:39 Operator: twk-sop525r12:
Sample : VOC_0.5ppb_CSTD Inst : CSS Instr
Misc : 10mL water (source B) Multiplr: 1.00
MS Integration Params: ettics.p
Quant Time: Aug 22 12:31 2008 Quant Results File: 082208W.RES

Method : C:\HPCHEM\1\METHODS\082208W.M (RTE Integrator)
Title : GC/MS Volatiles (S.O.P. 525)
Last Update : Fri Aug 22 12:28:09 2008
Response via : Initial Calibration



Quantitation Report (QT Reviewed)

Data File : C:\HPCHEM\1\DATA\082208\C11987.D
Acq On : 22 Aug 2008 12:02
Sample : VOC_1ppb_CSTD
Misc : 10mL water (source B)
MS Integration Params: ettics.p
Quant Time: Aug 22 12:34 2008

Vial: 4
Operator: twk-sop525r12:
Inst : CSS Instr
Multiplr: 1.00
Quant Results File: 082208W.RES

Quant Method : C:\HPCHEM\1\METHODS\082208W.M (RTE Integrator)
Title : GC/MS Volatiles (S.O.P. 525)
Last Update : Fri Aug 22 12:32:31 2008
Response via : Initial Calibration
DataAcq Meth : 082208W

Internal Standards	R.T.	QIon	Response	Conc	Units	Dev(Min)
1) Fluorobenzene	9.36	96	1765241	25.00	ppb	0.00
52) Chlorobenzene-d5	12.50	82	664171	25.00	ppb	0.00
72) 1,4-Dichlorobenzene-d4	14.51	152	509719	25.00	ppb	0.00
System Monitoring Compounds						
34) Dibromofluoromethane	8.55	113	708661	24.98	ppb	0.00
Spiked Amount 25.000	Range 80 - 124		Recovery = 99.92%			
38) 1,2-dichloroethane-d4	9.02	65	469731	25.67	ppb	-0.01
Spiked Amount 25.000	Range 62 - 139		Recovery = 102.68%			
53) Toluene-d8	11.05	98	1726559	23.83	ppb	-0.01
Spiked Amount 25.000	Range 81 - 119		Recovery = 95.32%			
73) 4-Bromofluorobenzene	13.54	95	567090	23.67	ppb	0.00
Spiked Amount 25.000	Range 78 - 129		Recovery = 94.68%			

Target Compounds							Qvalue
2) Dichlorodifluoromethane	3.42	85	46899	1.04	ppb		92
3) Chloromethane	3.74	50	50607	1.01	ppb		97
4) Vinyl chloride	3.92	62	31579	0.90	ppb		88
5) Bromomethane	4.47	96	20610	0.96	ppb		79
6) Chloroethane	4.60	64	15925	1.03	ppb		92
7) Trichlorofluoromethane	4.94	101	43739	1.01	ppb		81
8) Ethanol	5.20	45	4778	46.65	ppb	#	39
9) Acrolein	5.59	56	7345	7.68	ppb	#	68
10) 1,1,2-Trichloro-1,2,2-trif	5.60	101	28040	0.99	ppb		88
11) 1,1-Dichloroethene	5.68	96	24536	0.97	ppb		95
12) Acetone	5.79	58	3446	5.00	ppb		28
13) Iodomethane	5.93	142	53042	1.01	ppb		94
14) Carbon Disulfide	6.03	76	93974	0.95	ppb	#	88
15) Allyl chloride	6.16	76	15564	1.19	ppb	#	95
16) Acetonitrile	6.22	41	20810	12.61	ppb	#	84
17) Methylene chloride	6.35	84	28044	1.00	ppb		89
18) tert-Butanol	0.00	59	0	N.D.	d		
19) Methyl-t-butyl-ether	6.62	73	61870	1.92	ppb	#	91
20) trans-1,2-Dichloroethene	6.66	96	27309	1.05	ppb		76
21) Acrylonitrile	6.72	53	38031	9.33	ppb		87
22) Isopropyl ether	7.17	45	118311	1.07	ppb		100
23) Vinyl Acetate	7.21	43	37279	0.91	ppb	#	88
24) 1,1-Dichloroethane	7.24	63	59930	1.06	ppb		88
25) Chloroprene	7.32	53	36717	1.02	ppb	#	83
26) Ethyl tert-butyl ether	7.64	59	61916	1.06	ppb	#	88
27) 2,2-Dichloropropane	7.95	77	32766	0.97	ppb		95
28) 2-Butanone	7.99	43	24166	3.93	ppb	#	87
29) cis-1,2-Dichloroethene	7.98	96	29458	1.04	ppb		82
30) Propionitrile	8.14	54	12563	9.27	ppb		97
31) Methacrylonitrile	8.28	67	3139	0.79	ppb	#	43
32) Bromochloromethane	8.30	128	12462	1.11	ppb		74
33) Chloroform	8.34	83	50393	1.00	ppb		95
35) 1,1,1-Trichloroethane	8.58	97	35584	0.95	ppb		98
36) Carbon tetrachloride	8.76	117	32025	1.15	ppb		97
37) 1,1-Dichloropropene	8.78	75	38988	1.10	ppb		93
39) Isobutyl alcohol	8.81	43	8723	21.09	ppb	#	87
40) tert-Amyl methyl ether	9.07	87	6225	0.90	ppb	#	52
41) Benzene	9.04	78	108449	1.07	ppb		93
42) 1,2-Dichloroethane	9.11	62	23855	1.00	ppb		90
43) Trichloroethene	9.76	95	31659	1.15	ppb		95

(#) = qualifier out of range (m) = manual integration

aw 8/25/08

Quantitation Report (QT Reviewed)

Data File : C:\HPCHEM\1\DATA\082208\C11987.D Vial: 4
Acq On : 22 Aug 2008 12:02 Operator: twk-sop525r12:
Sample : VOC_1ppb_CSTD Inst : CSS Instr
Misc : 10mL water (source B) Multiplr: 1.00
MS Integration Params: ettics.p
Quant Time: Aug 22 12:34 2008 Quant Results File: 082208W.RES

Quant Method : C:\HPCHEM\1\METHODS\082208W.M (RTE Integrator)
Title : GC/MS Volatiles (S.O.P. 525)
Last Update : Fri Aug 22 12:32:31 2008
Response via : Initial Calibration
DataAcq Meth : 082208W

	Compound	R.T.	QIon	Response	Conc Unit		Qvalue
44)	1,2-Dichloropropane	10.07	63	31432	1.02 ppb	#	81
45)	Methyl methacrylate	10.08	69	5612	0.92 ppb	#	38
46)	1,4-Dioxane	0.00	88	0	N.D. d		
47)	Dibromomethane	10.22	93	15228	1.07 ppb		86
48)	Bromodichloromethane	10.33	83	29394	0.96 ppb		97
49)	2-Chloroethyl vinyl ether	10.61	63	4776m	0.50 ppb		
50)	cis-1,3-Dichloropropene	10.81	75	31054	0.90 ppb		96
51)	4-Methyl-2-Pentanone	10.93	43	49338	3.47 ppb	#	88
54)	Toluene	11.12	91	91686	0.95 ppb		94
55)	Ethyl methacrylate	11.35	69	15042	1.01 ppb	#	74
56)	trans-1,3-Dichloropropene	11.37	75	20402	0.82 ppb		93
57)	1,1,2-Trichloroethane	11.57	83	14768	1.02 ppb		84
58)	Tetrachloroethene	11.67	164	20208	1.00 ppb		87
59)	2-Hexanone	11.76	58	9082	2.42 ppb		93
60)	1,3-Dichloropropane	11.75	76	19044	0.84 ppb		86
61)	Dibromochloromethane	11.96	129	19867	0.95 ppb		85
62)	1,2-Dibromoethane	12.11	107	15422	0.95 ppb		94
63)	1-Chlorohexane	12.42	91	34546	1.04 ppb		90
64)	Chlorobenzene	12.53	112	63763	1.05 ppb		95
65)	Ethylbenzene	12.57	91	103822	0.98 ppb		96
66)	1,1,1,2-Tetrachloroethane	12.59	131	18954	0.96 ppb		92
67)	m,p-Xylene	12.67	106	80719	2.20 ppb		83
68)	o-Xylene	13.04	106	35574	0.95 ppb		97
69)	Styrene	13.07	104	48726	0.90 ppb		97
70)	Bromoform	13.29	173	10161	1.03 ppb	#	86
71)	Isopropylbenzene	13.34	105	88867	0.96 ppb		96
74)	1,1,2,2-Tetrachloroethane	13.64	83	17939	1.02 ppb		85
75)	trans-1,4-Dichloro-2-buten	13.68	53	3853	1.02 ppb	#	31
76)	n-Propylbenzene	13.69	91	120472	0.96 ppb		92
77)	1,2,3-Trichloropropane	13.72	110	2878	0.96 ppb	#	1
78)	Bromobenzene	13.69	156	21482	0.97 ppb		85
79)	1,3,5-Trimethylbenzene	13.82	105	76792	1.02 ppb		92
80)	2-Chlorotoluene	13.82	126	25303	1.10 ppb		74
81)	4-Chlorotoluene	13.92	126	23121	1.04 ppb		95
82)	tert-Butylbenzene	14.11	134	11925	1.04 ppb		88
83)	1,2,4-Trimethylbenzene	14.15	105	73047	1.01 ppb		81
84)	sec-Butylbenzene	14.28	105	101745	0.97 ppb		96
85)	p-Isopropyltoluene	14.38	119	79762	1.04 ppb		98
86)	1,3-Dichlorobenzene	14.46	146	41730	1.06 ppb		93
87)	1,4-Dichlorobenzene	14.53	146	42717	1.14 ppb	#	78
88)	n-Butylbenzene	14.72	91	80034	0.97 ppb		96
89)	1,2-Dichlorobenzene	14.86	146	37096	1.09 ppb		94
90)	Hexachloroethane	15.06	201	12508	1.10 ppb		90
91)	1,2-Dibromo-3-chloropropan	15.56	157	1696	0.91 ppb	#	67
92)	1,2,4-Trichlorobenzene	16.32	180	19352	0.94 ppb		82
93)	Hexachlorobutadiene	16.38	225	16049	1.15 ppb		98
94)	Naphthalene	16.63	128	21650	0.91 ppb		100
95)	1,2,3-Trichlorobenzene	16.87	180	16429	1.05 ppb		96

(#) = qualifier out of range (m) = manual integration

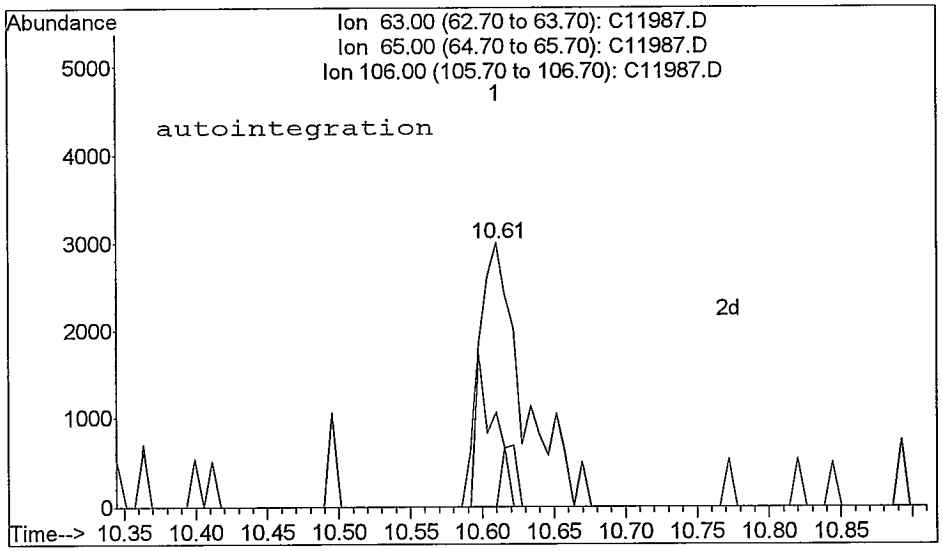

TIC: C11987.D

(49) 2-Chloroethyl vinyl ether (T)
10.61min 0.66ppb
response 6283

Ion	Exp%	Act%
63.00	100	100
65.00	36.60	35.21
106.00	20.00	0.00#
0.00	0.00	0.00

Reason for manual re-integration?

[] missed peak assignment

[] peak saturation (detector shutdown)

[X] over-integrated peak's area

[] under-integrated peak's area

[] other (_____)

initials: mu date: 8/25/08

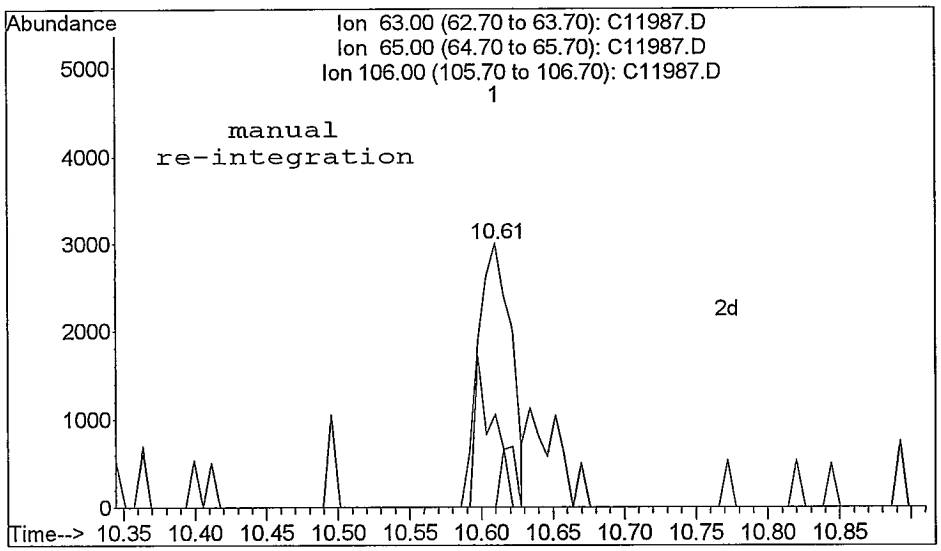

TIC: C11987.D

(49) 2-Chloroethyl vinyl ether (T)
10.61min 0.50ppb m
response 4776

Ion	Exp%	Act%
63.00	100	100
65.00	36.60	35.21
106.00	20.00	0.00#
0.00	0.00	0.00

Quantitation Report

Data File : C:\HPCHEM\1\DATA\082208\C11987.D Vial: 4
Acq On : 22 Aug 2008 12:02 Operator: twk-sop525r12:
Sample : VOC_1ppb_CSTD Inst : CSS Instr
Misc : 10mL water (source B) Multiplr: 1.00
MS Integration Params: ettics.p
Quant Time: Aug 22 12:34 2008 Quant Results File: 082208W.RES

Method : C:\HPCHEM\1\METHODS\082208W.M (RTE Integrator)
Title : GC/MS Volatiles (S.O.P. 525)
Last Update : Fri Aug 22 12:32:31 2008
Response via : Initial Calibration



Quantitation Report (QT Reviewed)

Data File : C:\HPCHEM\1\DATA\082208\C11988.D Vial: 5
Acq On : 22 Aug 2008 12:25 Operator: twk-sop525r12:
Sample : VOC_2ppb_CSTD Inst : CSS Instr
Misc : 10mL water (source B) Multiplr: 1.00
MS Integration Params: ettics.p
Quant Time: Aug 22 13:14 2008 Quant Results File: 082208W.RES

Quant Method : C:\HPCHEM\1\METHODS\082208W.M (RTE Integrator)
Title : GC/MS Volatiles (S.O.P. 525)
Last Update : Fri Aug 22 12:35:25 2008
Response via : Initial Calibration
DataAcq Meth : 082208W

Internal Standards	R.T.	QIon	Response	Conc	Units	Dev(Min)
1) Fluorobenzene	9.36	96	1869554	25.00	ppb	0.00
52) Chlorobenzene-d5	12.50	82	710901	25.00	ppb	0.00
72) 1,4-Dichlorobenzene-d4	14.51	152	563981	25.00	ppb	0.00
System Monitoring Compounds						
34) Dibromofluoromethane	8.55	113	785834	26.24	ppb	0.00
Spiked Amount 25.000	Range 80 - 124		Recovery = 104.96%			
38) 1,2-dichloroethane-d4	9.02	65	479553	24.86	ppb	-0.01
Spiked Amount 25.000	Range 62 - 139		Recovery = 99.44%			
53) Toluene-d8	11.05	98	2009955	26.22	ppb	-0.01
Spiked Amount 25.000	Range 81 - 119		Recovery = 104.88%			
73) 4-Bromofluorobenzene	13.54	95	574621	21.68	ppb	-0.01
Spiked Amount 25.000	Range 78 - 129		Recovery = 86.72%			

Target Compounds							Qvalue
2) Dichlorodifluoromethane	3.42	85	92205	1.95	ppb		91
3) Chloromethane	3.74	50	100650	1.91	ppb		94
4) Vinyl chloride	3.91	62	64737	1.78	ppb		92
5) Bromomethane	4.46	96	43330	1.94	ppb		90
6) Chloroethane	4.61	64	29726	1.85	ppb		88
7) Trichlorofluoromethane	4.92	101	84239	1.84	ppb		94
8) Ethanol	5.18	45	7222m	55.93	ppb		
9) Acrolein	5.60	56	14517	14.42	ppb		92
10) 1,1,2-Trichloro-1,2,2-trif	5.60	101	56929	1.90	ppb		86
11) 1,1-Dichloroethene	5.68	96	52247	1.98	ppb		87
12) Acetone	5.78	58	6575	8.96	ppb		69
13) Iodomethane	5.95	142	113092	2.06	ppb		96
14) Carbon Disulfide	6.03	76	196163	1.88	ppb		93
15) Allyl chloride	6.16	76	28163	1.99	ppb	#	90
16) Acetonitrile	6.22	41	35111	19.66	ppb		87
17) Methylene chloride	6.35	84	56448	1.98	ppb		93
18) tert-Butanol	0.00	59	0	N.D.	d		
19) Methyl-t-butyl-ether	6.62	73	139559	4.13	ppb		92
20) trans-1,2-Dichloroethene	6.66	96	52933	1.93	ppb		97
21) Acrylonitrile	6.72	53	80639	18.90	ppb		92
22) Isopropyl ether	7.17	45	220430	1.90	ppb	#	96
23) Vinyl Acetate	7.21	43	56967	1.33	ppb		98
24) 1,1-Dichloroethane	7.23	63	112361	1.87	ppb		95
25) Chloroprene	7.33	53	82085	2.15	ppb		97
26) Ethyl tert-butyl ether	7.63	59	131396	2.11	ppb	#	89
27) 2,2-Dichloropropane	7.97	77	66040	1.88	ppb	#	80
28) 2-Butanone	7.98	43	51171	7.98	ppb	#	87
29) cis-1,2-Dichloroethene	7.98	96	60222	2.01	ppb		79
30) Propionitrile	8.14	54	26320	18.60	ppb	#	76
31) Methacrylonitrile	8.30	67	6975	1.73	ppb		82
32) Bromochloromethane	8.29	128	27018	2.20	ppb		87
33) Chloroform	8.34	83	100012	1.88	ppb		96
35) 1,1,1-Trichloroethane	8.59	97	76823	1.96	ppb		84
36) Carbon tetrachloride	8.76	117	66254	2.20	ppb	#	92
37) 1,1-Dichloropropene	8.78	75	75027	1.99	ppb		88
39) Isobutyl alcohol	8.81	43	18542	43.43	ppb	#	78
40) tert-Amyl methyl ether	9.09	87	15802m	2.23	ppb		
41) Benzene	9.04	78	220400	2.03	ppb		96
42) 1,2-Dichloroethane	9.12	62	53078	2.11	ppb		91
43) Trichloroethene	9.76	95	60605	2.05	ppb		92

(#) = qualifier out of range (m) = manual integration

mr 8/25/08

Quantitation Report (QT Reviewed)

Data File : C:\HPCHEM\1\DATA\082208\C11988.D Vial: 5
Acq On : 22 Aug 2008 12:25 Operator: twk-sop525r12:
Sample : VOC_2ppb_CSTD Inst : CSS Instr
Misc : 10mL water (source B) Multiplr: 1.00
MS Integration Params: ettics.p
Quant Time: Aug 22 13:14 2008 Quant Results File: 082208W.RES

Quant Method : C:\HPCHEM\1\METHODS\082208W.M (RTE Integrator)
Title : GC/MS Volatiles (S.O.P. 525)
Last Update : Fri Aug 22 12:35:25 2008
Response via : Initial Calibration
DataAcq Meth : 082208W

	Compound	R.T.	QIon	Response	Conc Unit		Qvalue
44)	1,2-Dichloropropane	10.07	63	61813	1.89 ppb		98
45)	Methyl methacrylate	10.08	69	13312m	2.08 ppb		
46)	1,4-Dioxane	0.00	88	0	N.D. d		
47)	Dibromomethane	10.21	93	29303	1.94 ppb		88
48)	Bromodichloromethane	10.34	83	63458	1.97 ppb		99
49)	2-Chloroethyl vinyl ether	10.61	63	18640	1.95 ppb	#	79
50)	cis-1,3-Dichloropropene	10.81	75	66044	1.84 ppb		97
51)	4-Methyl-2-Pentanone	10.92	43	110606	7.54 ppb		94
54)	Toluene	11.13	91	210448	2.05 ppb		97
55)	Ethyl methacrylate	11.35	69	30912m	1.94 ppb		
56)	trans-1,3-Dichloropropene	11.38	75	44891	1.73 ppb		81
57)	1,1,2-Trichloroethane	11.58	83	28981	1.88 ppb		80
58)	Tetrachloroethene	11.67	164	45215	2.08 ppb		98
59)	2-Hexanone	11.75	58	24256	6.31 ppb		90
60)	1,3-Dichloropropane	11.75	76	47166	1.97 ppb		90
61)	Dibromochloromethane	11.96	129	41492	1.85 ppb		90
62)	1,2-Dibromoethane	12.11	107	33561	1.91 ppb		91
63)	1-Chlorohexane	12.42	91	68383	1.91 ppb		96
64)	Chlorobenzene	12.53	112	132096	2.01 ppb		92
65)	Ethylbenzene	12.57	91	206598	1.83 ppb		100
66)	1,1,1,2-Tetrachloroethane	12.59	131	42860	2.02 ppb		91
67)	m,p-Xylene	12.67	106	153032	3.84 ppb		100
68)	o-Xylene	13.04	106	80096	2.00 ppb		89
69)	Styrene	13.06	104	107543	1.86 ppb		94
70)	Bromoform	13.29	173	19997	1.87 ppb	#	95
71)	Isopropylbenzene	13.34	105	184609	1.86 ppb		96
74)	1,1,2,2-Tetrachloroethane	13.64	83	35395	1.83 ppb	#	91
75)	trans-1,4-Dichloro-2-buten	13.69	53	8007	1.91 ppb	#	79
76)	n-Propylbenzene	13.69	91	250872	1.81 ppb		99
77)	1,2,3-Trichloropropane	13.70	110	6009	1.82 ppb		38
78)	Bromobenzene	13.70	156	46370	1.89 ppb		93
79)	1,3,5-Trimethylbenzene	13.82	105	164400	1.95 ppb		99
80)	2-Chlorotoluene	13.82	126	49336	1.90 ppb		99
81)	4-Chlorotoluene	13.91	126	44193	1.79 ppb		98
82)	tert-Butylbenzene	14.10	134	25185	1.97 ppb		85
83)	1,2,4-Trimethylbenzene	14.15	105	140991	1.75 ppb		93
84)	sec-Butylbenzene	14.28	105	210350	1.80 ppb		99
85)	p-Isopropyltoluene	14.38	119	163470	1.91 ppb		93
86)	1,3-Dichlorobenzene	14.46	146	87830	2.01 ppb		95
87)	1,4-Dichlorobenzene	14.53	146	78794	1.87 ppb	#	86
88)	n-Butylbenzene	14.72	91	155978	1.69 ppb		98
89)	1,2-Dichlorobenzene	14.87	146	71465	1.89 ppb		90
90)	Hexachloroethane	15.06	201	29170	2.26 ppb		86
91)	1,2-Dibromo-3-chloropropan	15.56	157	3610	1.76 ppb		74
92)	1,2,4-Trichlorobenzene	16.32	180	45919	2.03 ppb		96
93)	Hexachlorobutadiene	16.39	225	31362	1.96 ppb		81
94)	Naphthalene	16.61	128	49792	1.92 ppb		100
95)	1,2,3-Trichlorobenzene	16.87	180	35786	2.07 ppb		99

(#) = qualifier out of range (m) = manual integration

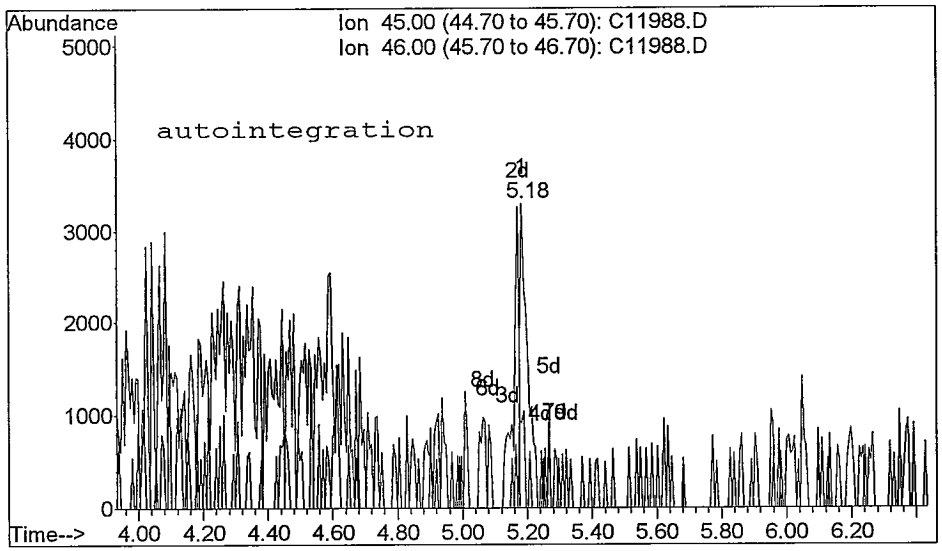

TIC: C11988.D

(8) Ethanol
5.18min 36.03ppb
response 4653

Ion	Exp%	Act%
45.00	100	100
46.00	35.80	27.67#
0.00	0.00	0.00
0.00	0.00	0.00

Reason for manual re-integration?

[] missed peak assignment

[] peak saturation (detector shutdown)

[] over-integrated peak's area

[X] under-integrated peak's area

[] other (_____)

initials: mu date: 8 / 25 / 08

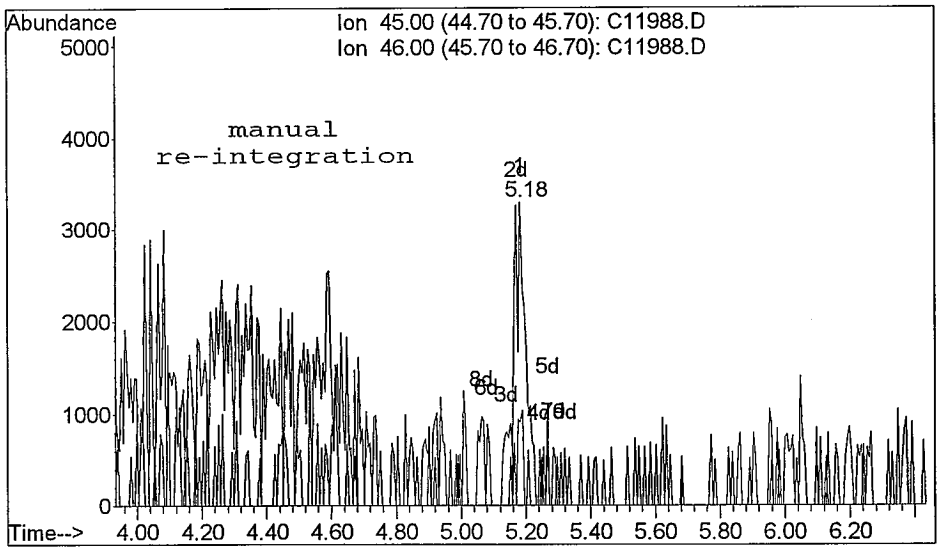

TIC: C11988.D

(8) Ethanol
5.18min 55.93ppb m
response 7222

Ion	Exp%	Act%
45.00	100	100
46.00	35.80	27.67#
0.00	0.00	0.00
0.00	0.00	0.00

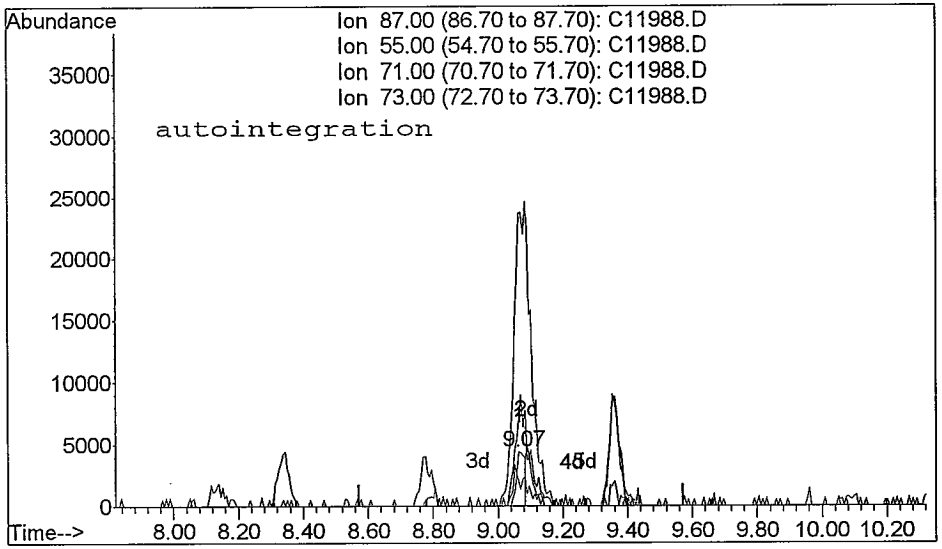

TIC: C11988.D

(40) tert-Amyl methyl ether
9.07min 1.28ppb
response 9080

Ion	Exp%	Act%
87.00	100	100
55.00	128.70	162.63#
71.00	44.60	46.22
73.00	492.50	513.15

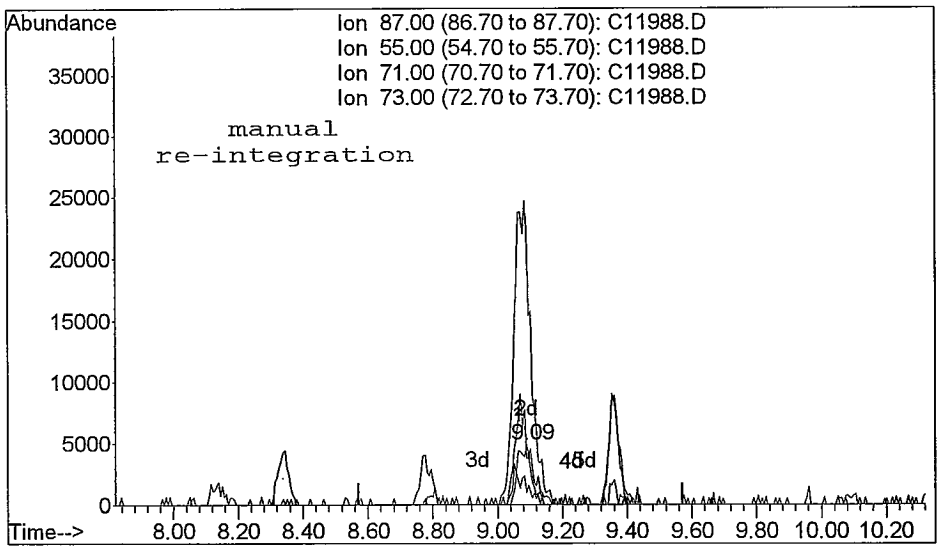

Reason for manual re-integration?

[] missed peak assignment

[] peak saturation (detector shutdown)

[] over-integrated peak's area

[X] under-integrated peak's area

[] other (_____)

initials: au date: 8/25/08

TIC: C11988.D

(40) tert-Amyl methyl ether
9.09min 2.23ppb m
response 15802

Ion	Exp%	Act%
87.00	100	100
55.00	128.70	77.58#
71.00	44.60	19.93#
73.00	492.50	459.09

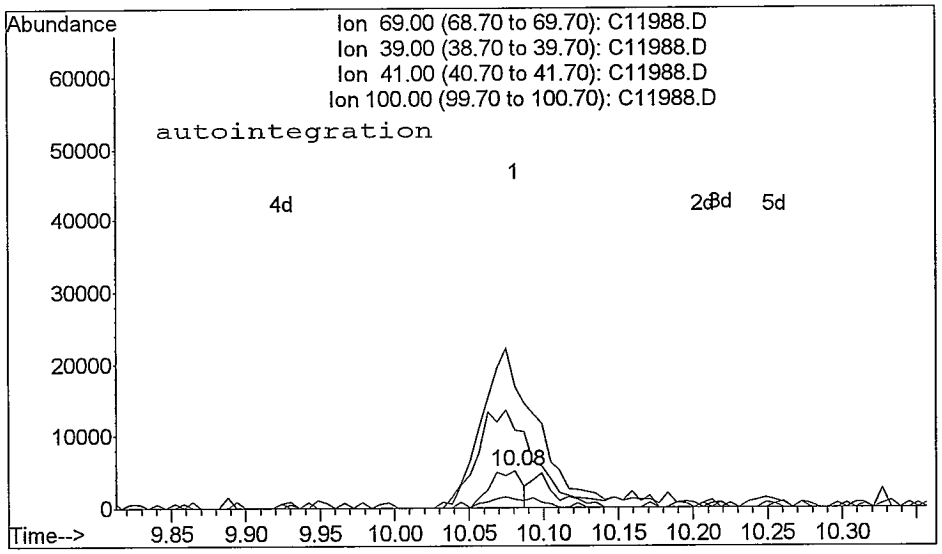

TIC: C11988.D

(45) Methyl methacrylate
10.08min 1.23ppb
response 7897

Ion	Exp%	Act%
69.00	100	100
39.00	259.00	196.57#
41.00	376.10	332.02
100.00	32.20	23.28#

Reason for manual re-integration?

[] missed peak assignment

[] peak saturation (detector shutdown)

[] over-integrated peak's area

[x] under-integrated peak's area

[] other (_____)

initials: ____ date: 8/25/08

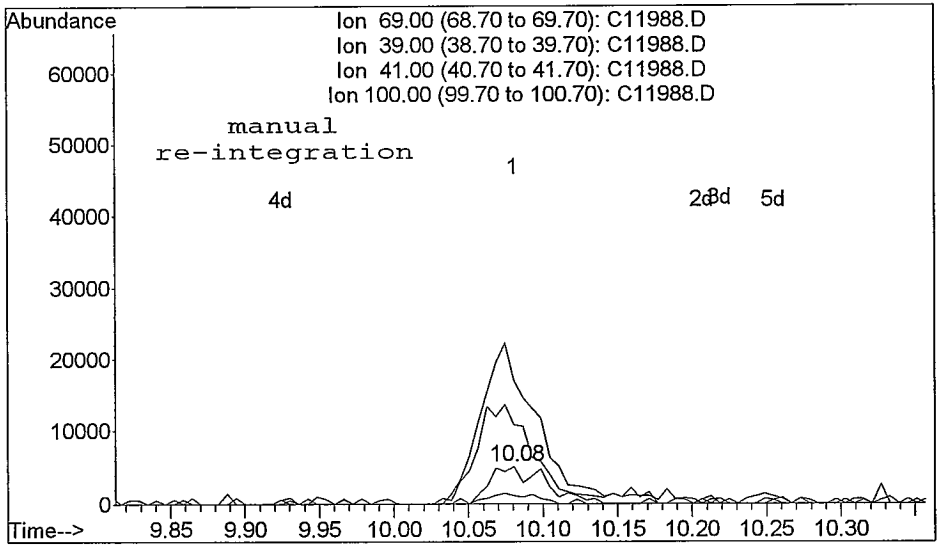

TIC: C11988.D

(45) Methyl methacrylate
10.08min 2.08ppb m
response 13312

Ion	Exp%	Act%
69.00	100	100
39.00	259.00	212.07
41.00	376.10	332.02
100.00	32.20	23.28#

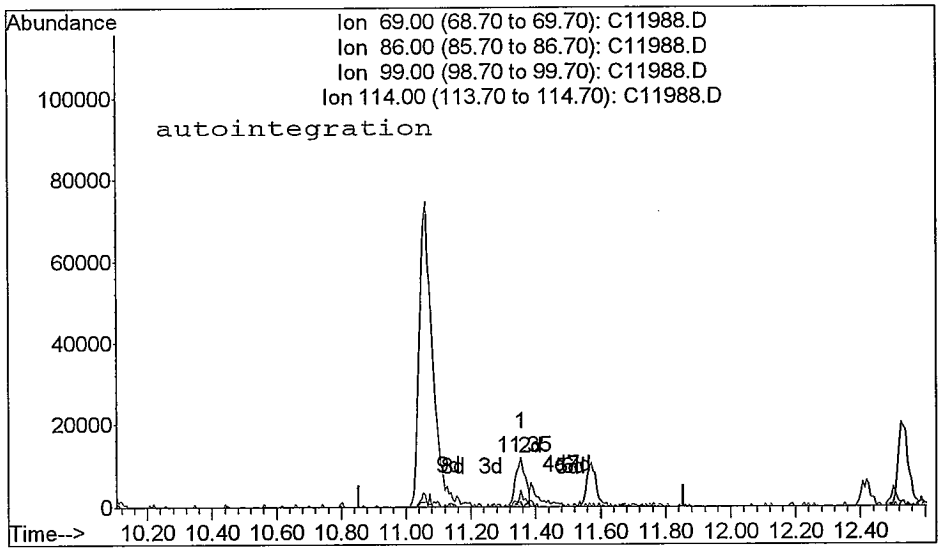

TIC: C11988.D

(55) Ethyl methacrylate (M)
11.35min 1.48ppb
response 23568

Ion	Exp%	Act%
69.00	100	100
86.00	13.10	10.01#
99.00	19.50	28.31#
114.00	2.90	6.06#

Reason for manual re-integration?

[] missed peak assignment

[] peak saturation (detector shutdown)

[] over-integrated peak's area

[X] under-integrated peak's area

[] other (_____)

initials: m date: 8 / 25 / 08

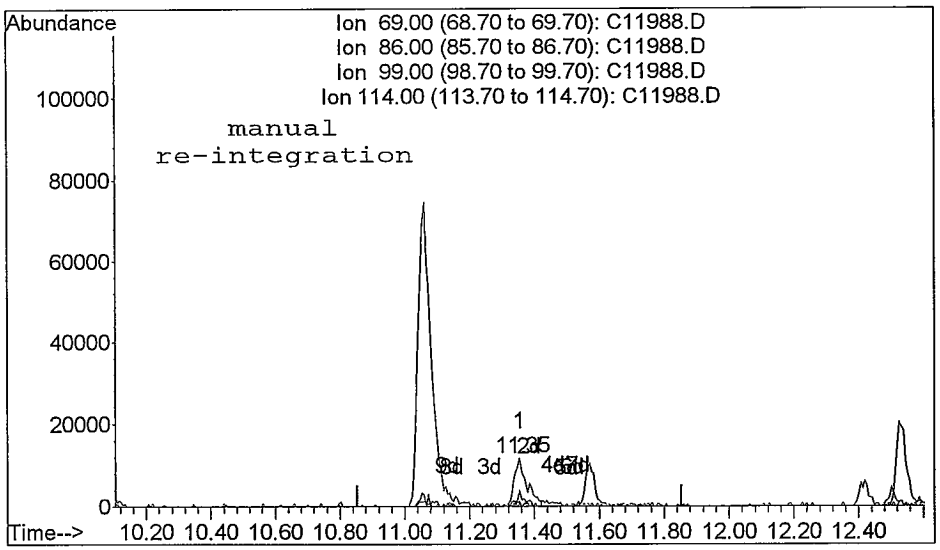

TIC: C11988.D

(55) Ethyl methacrylate (M)
11.35min 1.94ppb m
response 30912

Ion	Exp%	Act%
69.00	100	100
86.00	13.10	10.01#
99.00	19.50	32.89#
114.00	2.90	6.06#

Quantitation Report

Data File : C:\HPCHEM\1\DATA\082208\C11988.D Vial: 5
Acq On : 22 Aug 2008 12:25 Operator: twk-sop525r12:
Sample : VOC_2ppb_CSTD Inst : CSS Instr
Misc : 10mL water (source B) Multiplr: 1.00
MS Integration Params: ettics.p
Quant Time: Aug 22 13:14 2008 Quant Results File: 082208W.RES

Method : C:\HPCHEM\1\METHODS\082208W.M (RTE Integrator)
Title : GC/MS Volatiles (S.O.P. 525)
Last Update : Fri Aug 22 12:35:25 2008
Response via : Initial Calibration



Quantitation Report (QT Reviewed)

Data File : C:\HPCHEM\1\DATA\082208\C11989.D Vial: 6
Acq On : 22 Aug 2008 12:49 Operator: twk-sop525r12:
Sample : VOC_5ppb_CSTD Inst : CSS Instr
Misc : 10mL water (source B) Multiplr: 1.00
MS Integration Params: ettics.p
Quant Time: Aug 22 13:18 2008 Quant Results File: 082208W.RES

Quant Method : C:\HPCHEM\1\METHODS\082208W.M (RTE Integrator)
Title : GC/MS Volatiles (S.O.P. 525)
Last Update : Fri Aug 22 13:15:29 2008
Response via : Initial Calibration
DataAcq Meth : 082208W

Internal Standards	R.T.	QIon	Response	Conc	Units		Dev(Min)
1) Fluorobenzene	9.36	96	1914767	25.00	ppb		0.00
52) Chlorobenzene-d5	12.50	82	674152	25.00	ppb		-0.01
72) 1,4-Dichlorobenzene-d4	14.51	152	527524	25.00	ppb		0.00
System Monitoring Compounds							
34) Dibromofluoromethane	8.56	113	720689	23.28	ppb		0.00
Spiked Amount 25.000	Range 80 - 124		Recovery = 93.12%				
38) 1,2-dichloroethane-d4	9.02	65	447316	22.50	ppb		-0.01
Spiked Amount 25.000	Range 62 - 139		Recovery = 90.00%				
53) Toluene-d8	11.06	98	1770385	24.35	ppb		0.00
Spiked Amount 25.000	Range 81 - 119		Recovery = 97.40%				
73) 4-Bromofluorobenzene	13.54	95	564473	23.32	ppb		-0.01
Spiked Amount 25.000	Range 78 - 129		Recovery = 93.28%				

Target Compounds							Qvalue
2) Dichlorodifluoromethane	3.42	85	231251	4.79	ppb		97
3) Chloromethane	3.74	50	240510	4.43	ppb		99
4) Vinyl chloride	3.92	62	164459	4.46	ppb		98
5) Bromomethane	4.46	96	109418	4.78	ppb		99
6) Chloroethane	4.60	64	70944	4.34	ppb		89
7) Trichlorofluoromethane	4.93	101	204151	4.40	ppb		96
8) Ethanol	5.18	45	14415	103.83	ppb	#	39
9) Acrolein	5.59	56	33842	32.67	ppb	#	55
10) 1,1,2-Trichloro-1,2,2-trif	5.60	101	143525	4.69	ppb		97
11) 1,1-Dichloroethene	5.68	96	129403	4.79	ppb		92
12) Acetone	5.78	58	14255	18.39	ppb		82
13) Iodomethane	5.94	142	285261	5.10	ppb		96
14) Carbon Disulfide	6.03	76	491775	4.63	ppb		93
15) Allyl chloride	6.16	76	80207	5.49	ppb		81
16) Acetonitrile	6.22	41	95873	52.13	ppb	#	92
17) Methylene chloride	6.35	84	146293	5.14	ppb		90
18) tert-Butanol	6.39	59	18928	26.38	ppb	#	78
19) Methyl-t-butyl-ether	6.61	73	350876	10.05	ppb	#	91
20) trans-1,2-Dichloroethene	6.66	96	139295	4.92	ppb		93
21) Acrylonitrile	6.71	53	207242	47.39	ppb		99
22) Isopropyl ether	7.17	45	573452	4.81	ppb		98
23) Vinyl Acetate	7.20	43	133060m	3.08	ppb		
24) 1,1-Dichloroethane	7.24	63	305456	4.96	ppb		96
25) Chloroprene	7.31	53	206736	5.20	ppb		99
26) Ethyl tert-butyl ether	7.62	59	303277	4.67	ppb		95
27) 2,2-Dichloropropane	7.95	77	168883	4.73	ppb		95
28) 2-Butanone	7.98	43	117598	17.73	ppb		99
29) cis-1,2-Dichloroethene	7.98	96	149666	4.83	ppb		98
30) Propionitrile	8.13	54	71808	49.85	ppb		95
31) Methacrylonitrile	8.29	67	19339	4.82	ppb		97
32) Bromochloromethane	8.30	128	64869	5.06	ppb		96
33) Chloroform	8.34	83	254793	4.67	ppb		98
35) 1,1,1-Trichloroethane	8.59	97	181548	4.50	ppb		94
36) Carbon tetrachloride	8.76	117	166135	5.25	ppb		89
37) 1,1-Dichloropropene	8.78	75	179702	4.64	ppb		96
39) Isobutyl alcohol	8.80	43	46584	105.87	ppb	#	83
40) tert-Amyl methyl ether	9.07	87	37435	5.07	ppb	#	79
41) Benzene	9.04	78	548003	4.90	ppb		98
42) 1,2-Dichloroethane	9.11	62	125588	4.85	ppb		95
43) Trichloroethene	9.77	95	157068	5.19	ppb		94

(#) = qualifier out of range (m) = manual integration am 8/25/08

Quantitation Report (QT Reviewed)

Data File : C:\HPCHEM\1\DATA\082208\C11989.D Vial: 6
Acq On : 22 Aug 2008 12:49 Operator: twk-sop525r12:
Sample : VOC_5ppb_CSTD Inst : CSS Instr
Misc : 10mL water (source B) Multiplr: 1.00
MS Integration Params: ettics.p
Quant Time: Aug 22 13:18 2008 Quant Results File: 082208W.RES

Quant Method : C:\HPCHEM\1\METHODS\082208W.M (RTE Integrator)
Title : GC/MS Volatiles (S.O.P. 525)
Last Update : Fri Aug 22 13:15:29 2008
Response via : Initial Calibration
DataAcq Meth : 082208W

	Compound	R.T.	QIon	Response	Conc Unit		Qvalue
44)	1,2-Dichloropropane	10.07	63	150827	4.48 ppb	#	86
45)	Methyl methacrylate	10.08	69	34759	5.25 ppb	#	93
46)	1,4-Dioxane	10.20	88	5730m	111.56 ppb		
47)	Dibromomethane	10.22	93	74986	4.84 ppb		88
48)	Bromodichloromethane	10.33	83	163794	4.92 ppb		95
49)	2-Chloroethyl vinyl ether	10.61	63	47390	4.88 ppb		82
50)	cis-1,3-Dichloropropene	10.81	75	170497	4.67 ppb		98
51)	4-Methyl-2-Pentanone	10.92	43	275712	18.23 ppb		97
54)	Toluene	11.13	91	473776	4.86 ppb		98
55)	Ethyl methacrylate	11.35	69	78398	5.17 ppb	#	90
56)	trans-1,3-Dichloropropene	11.37	75	119284	4.92 ppb		95
57)	1,1,2-Trichloroethane	11.57	83	75253	5.20 ppb		97
58)	Tetrachloroethene	11.67	164	111138	5.36 ppb		99
59)	2-Hexanone	11.76	58	73792	20.93 ppb	#	96
60)	1,3-Dichloropropane	11.75	76	123233	5.49 ppb		100
61)	Dibromochloromethane	11.96	129	106266	5.04 ppb		98
62)	1,2-Dibromoethane	12.11	107	90815	5.47 ppb		93
63)	1-Chlorohexane	12.41	91	185762	5.50 ppb		98
64)	Chlorobenzene	12.53	112	324826	5.20 ppb		97
65)	Ethylbenzene	12.57	91	511999	4.86 ppb		98
66)	1,1,1,2-Tetrachloroethane	12.59	131	106998	5.36 ppb		97
67)	m,p-Xylene	12.67	106	369976	9.90 ppb		96
68)	o-Xylene	13.04	106	205150	5.44 ppb		99
69)	Styrene	13.06	104	274784	5.06 ppb		92
70)	Bromoform	13.29	173	55175	5.42 ppb		93
71)	Isopropylbenzene	13.34	105	502211	5.43 ppb		99
74)	1,1,2,2-Tetrachloroethane	13.64	83	90689	5.04 ppb		94
75)	trans-1,4-Dichloro-2-buten	13.69	53	21146	5.40 ppb		88
76)	n-Propylbenzene	13.69	91	627184	4.91 ppb		99
77)	1,2,3-Trichloropropane	13.71	110	15019	4.88 ppb		79
78)	Bromobenzene	13.69	156	126471	5.62 ppb		91
79)	1,3,5-Trimethylbenzene	13.82	105	429636	5.51 ppb		99
80)	2-Chlorotoluene	13.83	126	128318	5.32 ppb		81
81)	4-Chlorotoluene	13.92	126	112762	4.97 ppb		83
82)	tert-Butylbenzene	14.10	134	62328	5.24 ppb		86
83)	1,2,4-Trimethylbenzene	14.15	105	404553	5.50 ppb		94
84)	sec-Butylbenzene	14.28	105	520699	4.85 ppb		96
85)	p-Isopropyltoluene	14.38	119	417993	5.25 ppb		95
86)	1,3-Dichlorobenzene	14.46	146	230691	5.68 ppb		94
87)	1,4-Dichlorobenzene	14.53	146	194082m	4.98 ppb		
88)	n-Butylbenzene	14.72	91	419462	5.00 ppb		99
89)	1,2-Dichlorobenzene	14.87	146	178431	5.12 ppb		98
90)	Hexachloroethane	15.06	201	72861	5.89 ppb		97
91)	1,2-Dibromo-3-chloropropan	15.56	157	10289	5.46 ppb		74
92)	1,2,4-Trichlorobenzene	16.32	180	113653	5.37 ppb		92
93)	Hexachlorobutadiene	16.38	225	72617	4.83 ppb		90
94)	Naphthalene	16.61	128	126958	5.26 ppb		100
95)	1,2,3-Trichlorobenzene	16.87	180	88475	5.46 ppb		90

(#) = qualifier out of range (m) = manual integration

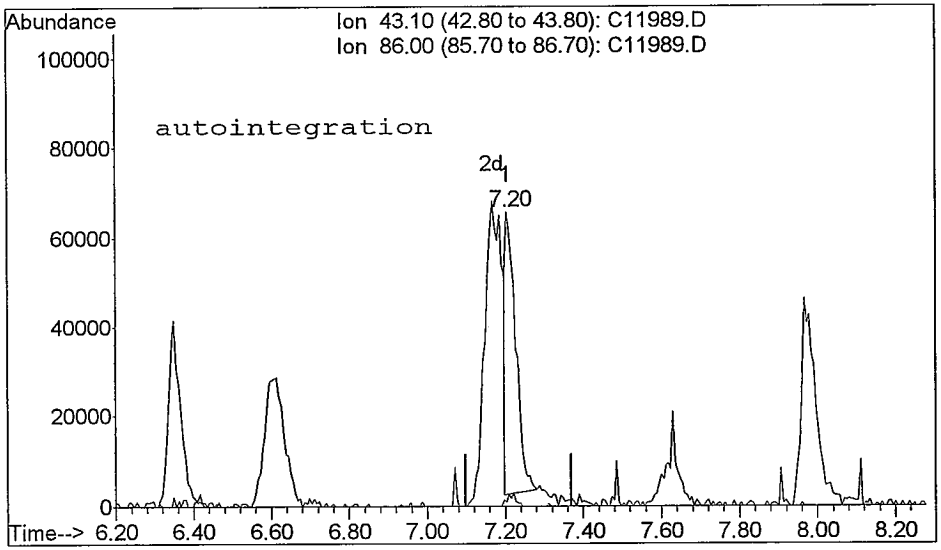

TIC: C11989.D

(23) Vinyl Acetate (T)
7.20min 2.71ppb
response 116866

Ion	Exp%	Act%
43.10	100	100
86.00	3.90	1.40#
0.00	0.00	0.00
0.00	0.00	0.00

Reason for manual re-integration?

[] missed peak assignment

[] peak saturation (detector shutdown)

[] over-integrated peak's area

[X] under-integrated peak's area

[] other (_____)

initials: MM date: 8 / 25 / 08

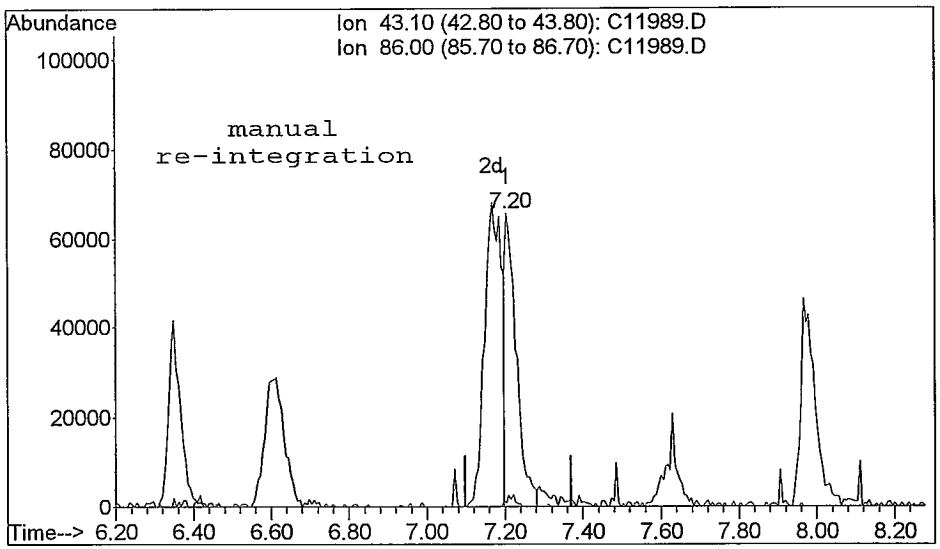

TIC: C11989.D

(23) Vinyl Acetate (T)
7.20min 3.08ppb m
response 133060

Ion	Exp%	Act%
43.10	100	100
86.00	3.90	1.32#
0.00	0.00	0.00
0.00	0.00	0.00

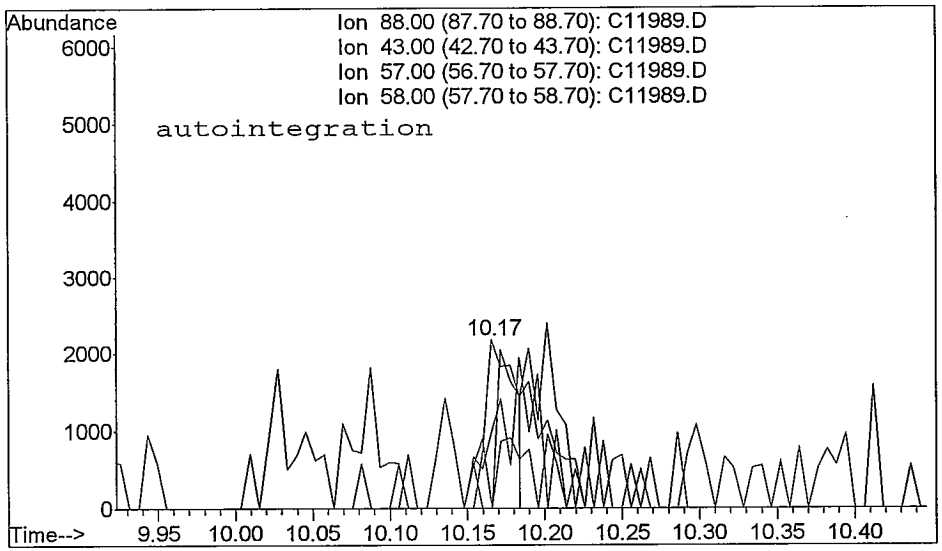

TIC: C11989.D

(46) 1,4-Dioxane (M)
10.17min 55.86ppb
response 2869

Ion	Exp%	Act%
88.00	100	100
43.00	44.90	46.24
57.00	19.80	0.00#
58.00	64.40	0.00#

Reason for manual re-integration?

[] missed peak assignment

[] peak saturation (detector shutdown)

[] over-integrated peak's area

[X] under-integrated peak's area

[] other (_____)

initials: AU date: 8 / 25 / 08

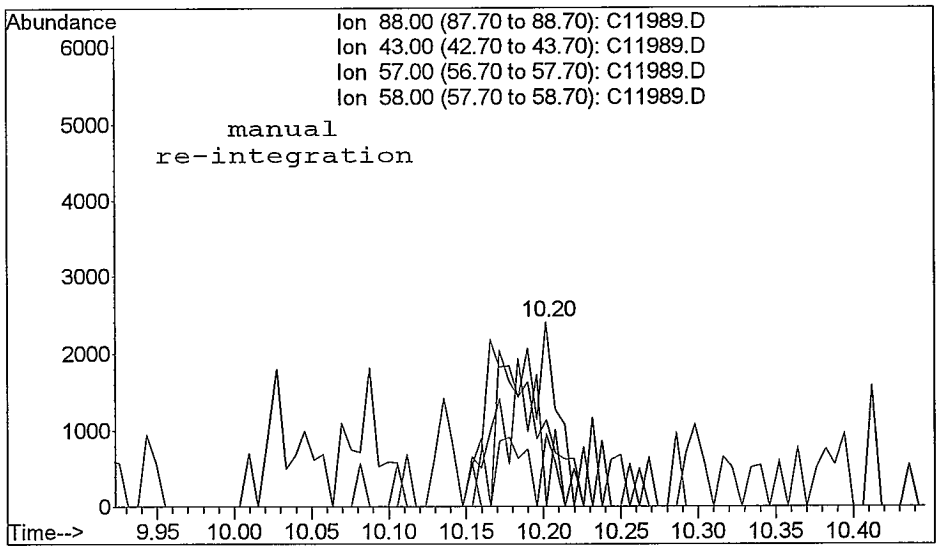

TIC: C11989.D

(46) 1,4-Dioxane (M)
10.20min 111.56ppb m
response 5730

Ion	Exp%	Act%
88.00	100	100
43.00	44.90	0.00#
57.00	19.80	39.61#
58.00	64.40	47.50#

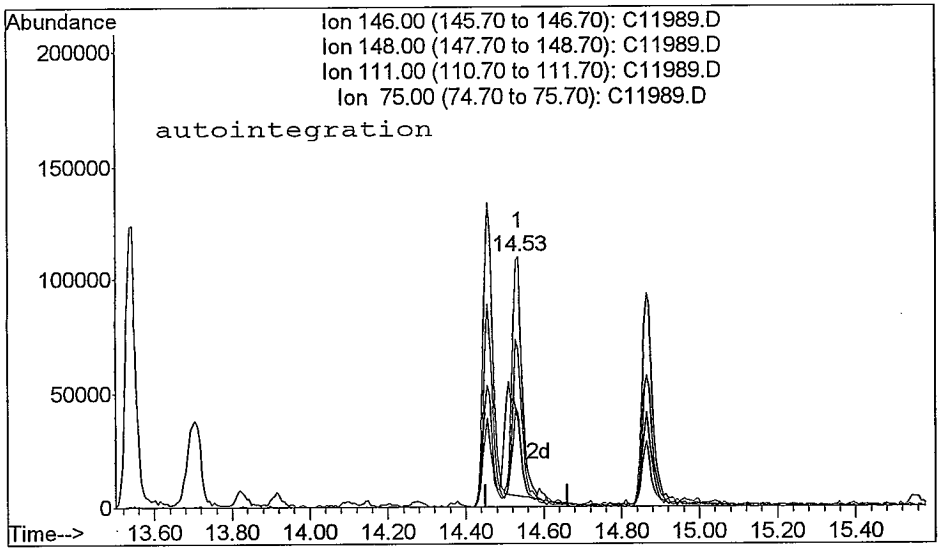

TIC: C11989.D

(87) 1,4-Dichlorobenzene (M)
14.53min 4.77ppb
response 185679

Ion	Exp%	Act%
146.00	100	100
148.00	64.50	62.49
111.00	39.20	36.29
75.00	28.40	32.03

Reason for manual re-integration?

[] missed peak assignment

[] peak saturation (detector shutdown)

[] over-integrated peak's area

[X] under-integrated peak's area

[] other (_____)

initials: tm date: 8 / 25 / 08

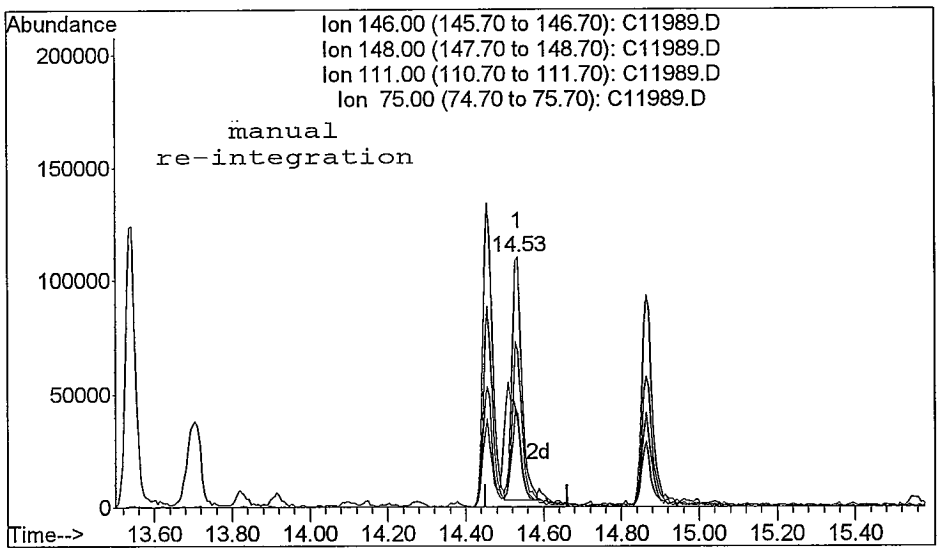

TIC: C11989.D

(87) 1,4-Dichlorobenzene (M)
14.53min 4.98ppb m
response 194082

Ion	Exp%	Act%
146.00	100	100
148.00	64.50	62.59
111.00	39.20	37.42
75.00	28.40	33.39

Quantitation Report

Data File : C:\HPCHEM\1\DATA\082208\C11989.D Vial: 6
Acq On : 22 Aug 2008 12:49 Operator: twk-sop525r12:
Sample : VOC_5ppb_CSTD Inst : CSS Instr
Misc : 10mL water (source B) Multiplr: 1.00
MS Integration Params: ettics.p
Quant Time: Aug 22 13:18 2008 Quant Results File: 082208W.RES

Method : C:\HPCHEM\1\METHODS\082208W.M (RTE Integrator)
Title : GC/MS Volatiles (S.O.P. 525)
Last Update : Fri Aug 22 13:15:29 2008
Response via : Initial Calibration

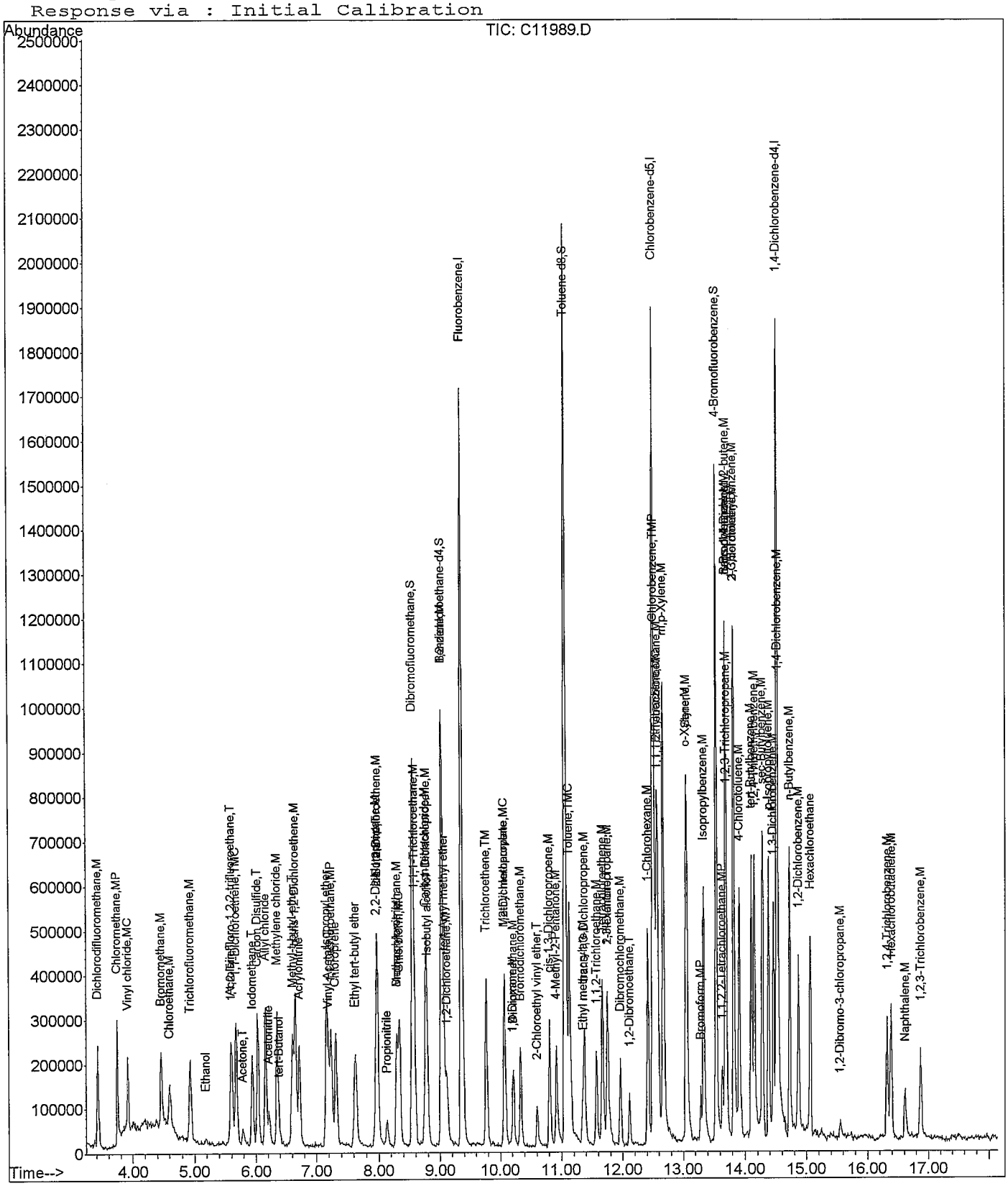

Quantitation Report (QT Reviewed)

Data File : C:\HPCHEM\1\DATA\082208\C11992.D
Acq On : 22 Aug 2008 13:59
Sample : VOC_15ppb_CSTD
Misc : 10mL water (source B)
MS Integration Params: ettics.p
Quant Time: Aug 22 15:38 2008

Vial: 9
Operator: twk-sop525r12:
Inst : CSS Instr
Multiplr: 1.00
Quant Results File: 082208W.RES

Quant Method : C:\HPCHEM\1\METHODS\082208W.M (RTE Integrator)
Title : GC/MS Volatiles (S.O.P. 525)
Last Update : Fri Aug 22 13:18:57 2008
Response via : Initial Calibration
DataAcq Meth : 082208W

Internal Standards	R.T.	QIon	Response	Conc	Units	Dev(Min)
1) Fluorobenzene	9.36	96	1946360	25.00	ppb	0.00
52) Chlorobenzene-d5	12.50	82	663690	25.00	ppb	0.00
72) 1,4-Dichlorobenzene-d4	14.51	152	546430	25.00	ppb	0.00
System Monitoring Compounds						
34) Dibromofluoromethane	8.55	113	732602	23.48	ppb	0.00
Spiked Amount 25.000	Range 80 - 124		Recovery = 93.92%			
38) 1,2-dichloroethane-d4	9.02	65	506688	25.50	ppb	-0.01
Spiked Amount 25.000	Range 62 - 139		Recovery = 102.00%			
53) Toluene-d8	11.05	98	1791029	25.03	ppb	-0.01
Spiked Amount 25.000	Range 81 - 119		Recovery = 100.12%			
73) 4-Bromofluorobenzene	13.54	95	632873	25.39	ppb	-0.01
Spiked Amount 25.000	Range 78 - 129		Recovery = 101.56%			

Target Compounds							Qvalue
2) Dichlorodifluoromethane	3.42	85	709684	14.59	ppb		98
3) Chloromethane	3.74	50	745557	13.77	ppb		99
4) Vinyl chloride	3.92	62	539872	14.73	ppb		97
5) Bromomethane	4.46	96	329189	14.29	ppb		97
6) Chloroethane	4.60	64	219035	13.45	ppb		97
7) Trichlorofluoromethane	4.93	101	670797	14.62	ppb		95
8) Ethanol	5.18	45	36918	258.26	ppb		94
9) Acrolein	5.59	56	118207	114.52	ppb		86
10) 1,1,2-Trichloro-1,2,2-trif	5.60	101	444034	14.41	ppb		98
11) 1,1-Dichloroethene	5.68	96	407916	15.00	ppb		97
12) Acetone	5.78	58	47074	59.76	ppb		87
13) Iodomethane	5.94	142	909444	16.33	ppb		99
14) Carbon Disulfide	6.03	76	1573132	14.76	ppb		97
15) Allyl chloride	6.16	76	241343	16.14	ppb		95
16) Acetonitrile	6.21	41	288880	153.92	ppb		93
17) Methylene chloride	6.35	84	426451	14.83	ppb		93
18) tert-Butanol	6.39	59	62265	86.66	ppb	#	87
19) Methyl-t-butyl-ether	6.60	73	1109932	31.55	ppb		93
20) trans-1,2-Dichloroethene	6.66	96	433071	15.21	ppb		97
21) Acrylonitrile	6.72	53	683700	156.22	ppb		95
22) Isopropyl ether	7.17	45	1803319	15.14	ppb		97
23) Vinyl Acetate	7.21	43	427116	10.58	ppb		100
24) 1,1-Dichloroethane	7.24	63	950467	15.25	ppb		95
25) Chloroprene	7.32	53	661966	16.34	ppb		99
26) Ethyl tert-butyl ether	7.61	59	1029091	15.85	ppb		98
27) 2,2-Dichloropropane	7.95	77	496852	14.02	ppb		89
28) 2-Butanone	7.97	43	371966	56.49	ppb		98
29) cis-1,2-Dichloroethene	7.97	96	481200	15.52	ppb		97
30) Propionitrile	8.13	54	237240	164.36	ppb		98
31) Methacrylonitrile	8.29	67	67789	16.80	ppb		93
32) Bromochloromethane	8.29	128	197367	15.28	ppb		96
33) Chloroform	8.34	83	769353	14.15	ppb		97
35) 1,1,1-Trichloroethane	8.59	97	598111	14.90	ppb		93
36) Carbon tetrachloride	8.77	117	552817	17.10	ppb		99
37) 1,1-Dichloropropene	8.78	75	573664	14.87	ppb		96
39) Isobutyl alcohol	8.80	43	141466	316.81	ppb	#	88
40) tert-Amyl methyl ether	9.07	87	121864	16.38	ppb		81
41) Benzene	9.04	78	1731756	15.42	ppb		99
42) 1,2-Dichloroethane	9.11	62	384787	14.88	ppb		93
43) Trichloroethene	9.77	95	480114	15.62	ppb		92

(#) = qualifier out of range (m) = manual integration

m 8/26/08

Quantitation Report (QT Reviewed)

Data File : C:\HPCHEM\1\DATA\082208\C11992.D
Acq On : 22 Aug 2008 13:59
Sample : VOC_15ppb_CSTD
Misc : 10mL water (source B)
MS Integration Params: ettics.p
Quant Time: Aug 22 15:38 2008

Vial: 9
Operator: twk-sop525r12:
Inst : CSS Instr
Multiplr: 1.00
Quant Results File: 082208W.RES

Quant Method : C:\HPCHEM\1\METHODS\082208W.M (RTE Integrator)
Title : GC/MS Volatiles (S.O.P. 525)
Last Update : Fri Aug 22 13:18:57 2008
Response via : Initial Calibration
DataAcq Meth : 082208W

	Compound	R.T.	QIon	Response	Conc	Unit		Qvalue
44)	1,2-Dichloropropane	10.07	63	495153	14.82	ppb	#	100
45)	Methyl methacrylate	10.08	69	109499	16.26	ppb		94
46)	1,4-Dioxane	10.17	88	17298	324.10	ppb	#	82
47)	Dibromomethane	10.21	93	219140	14.21	ppb		94
48)	Bromodichloromethane	10.33	83	474740	14.30	ppb		96
49)	2-Chloroethyl vinyl ether	10.60	63	153486	15.92	ppb		91
50)	cis-1,3-Dichloropropene	10.80	75	541072	14.86	ppb		98
51)	4-Methyl-2-Pentanone	10.91	43	832074	55.48	ppb		98
54)	Toluene	11.13	91	1503279	15.87	ppb		95
55)	Ethyl methacrylate	11.34	69	255385	17.00	ppb	#	97
56)	trans-1,3-Dichloropropene	11.37	75	382013	16.12	ppb		94
57)	1,1,2-Trichloroethane	11.57	83	213039	15.03	ppb		92
58)	Tetrachloroethene	11.67	164	344736	16.83	ppb		96
59)	2-Hexanone	11.74	58	235634	69.45	ppb		94
60)	1,3-Dichloropropane	11.75	76	339543	15.36	ppb		94
61)	Dibromochloromethane	11.96	129	349648	16.98	ppb		91
62)	1,2-Dibromoethane	12.11	107	281941	17.24	ppb		99
63)	1-Chlorohexane	12.42	91	586755	17.41	ppb		95
64)	Chlorobenzene	12.53	112	1006401	16.45	ppb		99
65)	Ethylbenzene	12.57	91	1660538	16.24	ppb		99
66)	1,1,1,2-Tetrachloroethane	12.59	131	324043	16.54	ppb		93
67)	m,p-Xylene	12.67	106	1134808	30.97	ppb		97
68)	o-Xylene	13.04	106	590410	15.87	ppb		89
69)	Styrene	13.06	104	890883	16.89	ppb		97
70)	Bromoform	13.29	173	174831	17.37	ppb		94
71)	Isopropylbenzene	13.33	105	1498200	16.40	ppb		99
74)	1,1,2,2-Tetrachloroethane	13.64	83	267318	14.47	ppb		94
75)	trans-1,4-Dichloro-2-buten	13.69	53	63886	15.85	ppb		91
76)	n-Propylbenzene	13.69	91	1949787	14.86	ppb		99
77)	1,2,3-Trichloropropane	13.71	110	48205	15.31	ppb		72
78)	Bromobenzene	13.69	156	365629	15.58	ppb		96
79)	1,3,5-Trimethylbenzene	13.82	105	1310879	16.15	ppb		100
80)	2-Chlorotoluene	13.83	126	402596	16.15	ppb		93
81)	4-Chlorotoluene	13.92	126	376743	16.23	ppb		99
82)	tert-Butylbenzene	14.10	134	193733	15.73	ppb		87
83)	1,2,4-Trimethylbenzene	14.14	105	1240543	16.28	ppb		98
84)	sec-Butylbenzene	14.28	105	1699679	15.45	ppb		99
85)	p-Isopropyltoluene	14.38	119	1315440	15.93	ppb		98
86)	1,3-Dichlorobenzene	14.46	146	655651	15.49	ppb		98
87)	1,4-Dichlorobenzene	14.53	146	642067	15.96	ppb		99
88)	n-Butylbenzene	14.72	91	1388041	16.10	ppb		99
89)	1,2-Dichlorobenzene	14.86	146	585850	16.27	ppb		99
90)	Hexachloroethane	15.06	201	249642	19.11	ppb		88
91)	1,2-Dibromo-3-chloropropan	15.56	157	29991	15.47	ppb		94
92)	1,2,4-Trichlorobenzene	16.32	180	373267	16.95	ppb		99
93)	Hexachlorobutadiene	16.38	225	216553	14.08	ppb		98
94)	Naphthalene	16.61	128	416120	16.84	ppb		100
95)	1,2,3-Trichlorobenzene	16.87	180	291243	17.29	ppb		96

(#) = qualifier out of range (m) = manual integration

Quantitation Report

Data File : C:\HPCHEM\1\DATA\082208\C11992.D
Acq On : 22 Aug 2008 13:59
Sample : VOC_15ppb_CSTD
Misc : 10mL water (source B)
MS Integration Params: ettics.p
Quant Time: Aug 22 15:38 2008

Vial: 9
Operator: twk-sop525r12:
Inst : CSS Instr
Multiplr: 1.00
Quant Results File: 082208W.RES

Method : C:\HPCHEM\1\METHODS\082208W.M (RTE Integrator)
Title : GC/MS Volatiles (S.O.P. 525)
Last Update : Mon Aug 25 10:40:28 2008
Response via : Initial Calibration

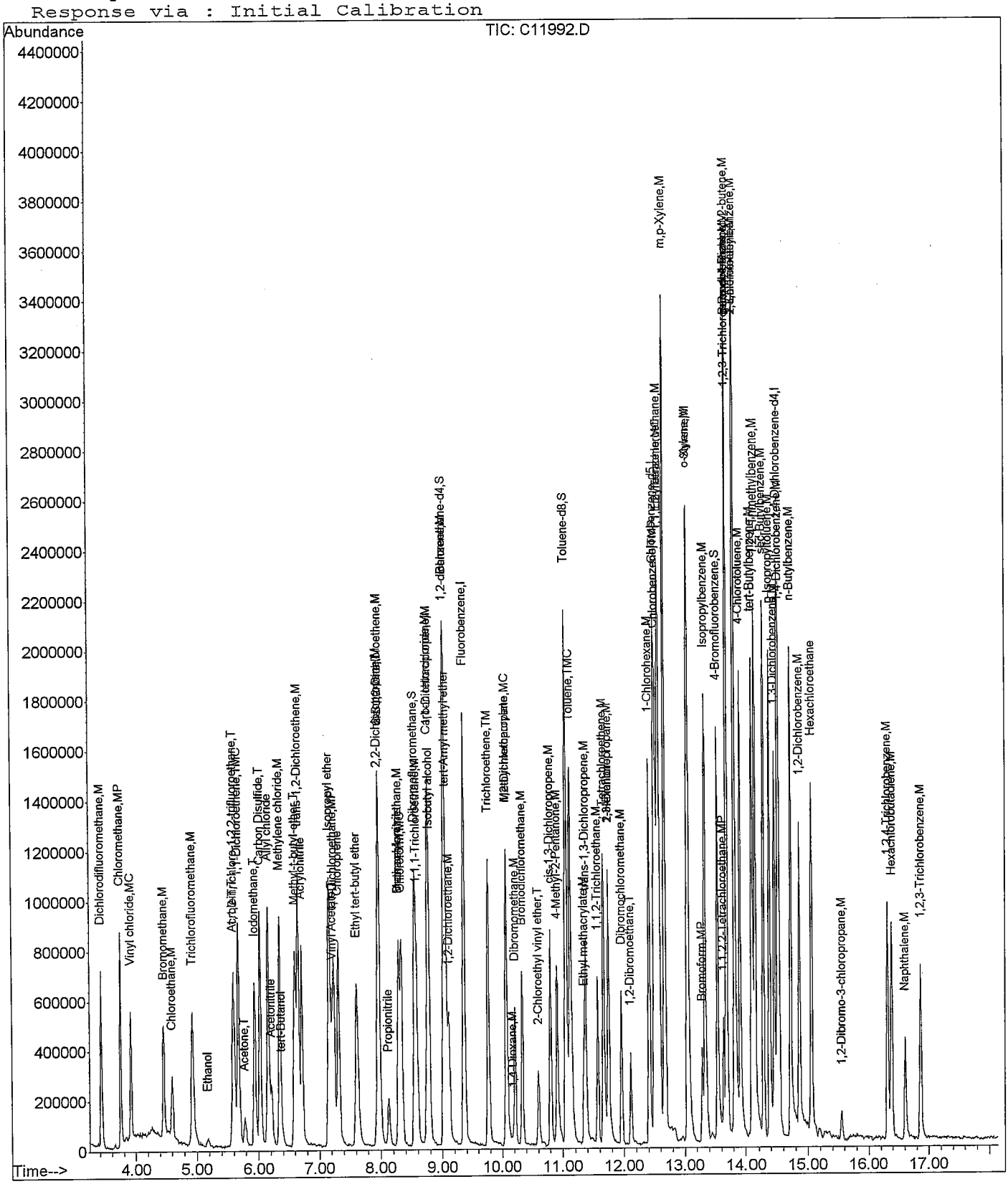

Quantitation Report (QT Reviewed)

Data File : C:\HPCHEM\1\DATA\082208\C11994.D
Acq On : 22 Aug 2008 14:46
Sample : VOC_20ppb_ISDEF
Misc : 10mL water (source B)
MS Integration Params: ettics.p
Quant Time: Aug 22 15:40 2008

Vial: 11
Operator: twk-sop525r12:
Inst : CSS Instr
Multiplr: 1.00
Quant Results File: 082208W.RES

Quant Method : C:\HPCHEM\1\METHODS\082208W.M (RTE Integrator)
Title : GC/MS Volatiles (S.O.P. 525)
Last Update : Fri Aug 22 15:39:52 2008
Response via : Initial Calibration
DataAcq Meth : 082208W

Internal Standards	R.T.	QIon	Response	Conc	Units	Dev(Min)
1) Fluorobenzene	9.36	96	1872234	25.00	ppb	0.00
52) Chlorobenzene-d5	12.50	82	714444	25.00	ppb	0.00
72) 1,4-Dichlorobenzene-d4	14.51	152	554818	25.00	ppb	0.00
System Monitoring Compounds						
34) Dibromofluoromethane	8.55	113	737857	24.90	ppb	0.00
Spiked Amount 25.000	Range 80 - 124		Recovery = 99.60%			
38) 1,2-dichloroethane-d4	9.02	65	463094	24.18	ppb	-0.01
Spiked Amount 25.000	Range 62 - 139		Recovery = 96.72%			
53) Toluene-d8	11.06	98	1933285	24.88	ppb	0.00
Spiked Amount 25.000	Range 81 - 119		Recovery = 99.52%			
73) 4-Bromofluorobenzene	13.54	95	602731	23.94	ppb	0.00
Spiked Amount 25.000	Range 78 - 129		Recovery = 95.76%			

Target Compounds						Qvalue
2) Dichlorodifluoromethane	3.41	85	949795	20.49	ppb	96
3) Chloromethane	3.74	50	978625	19.13	ppb	98
4) Vinyl chloride	3.92	62	683933	19.59	ppb	100
5) Bromomethane	4.46	96	449622	20.61	ppb	94
6) Chloroethane	4.60	64	285750	18.46	ppb	96
7) Trichlorofluoromethane	4.93	101	874563	20.09	ppb	94
8) Ethanol	5.18	45	47741	347.08	ppb	94
9) Acrolein	5.59	56	174323	183.35	ppb	74
10) 1,1,2-Trichloro-1,2,2-trif	5.60	101	582632	20.25	ppb	97
11) 1,1-Dichloroethene	5.68	96	533203	20.47	ppb	96
12) Acetone	5.78	58	59520	79.14	ppb	79
13) Iodomethane	5.94	142	1145065	21.32	ppb	99
14) Carbon Disulfide	6.03	76	2072303	20.38	ppb	98
15) Allyl chloride	6.16	76	307176	21.22	ppb	98
16) Acetonitrile	6.21	41	346297	189.55	ppb	99
17) Methylene chloride	6.35	84	529088	19.15	ppb	98
18) tert-Butanol	6.38	59	77926	111.05	ppb	94
19) Methyl-t-butyl-ether	6.60	73	1386151	41.37	ppb	92
20) trans-1,2-Dichloroethene	6.66	96	586715	21.56	ppb	95
21) Acrylonitrile	6.71	53	867856	207.80	ppb	97
22) Isopropyl ether	7.16	45	2338318	20.53	ppb	98
23) Vinyl Acetate	7.21	43	660017	18.11	ppb #	95
24) 1,1-Dichloroethane	7.24	63	1302035	21.79	ppb	95
25) Chloroprene	7.31	53	855494	21.73	ppb	99
26) Ethyl tert-butyl ether	7.62	59	1351569	21.67	ppb	97
27) 2,2-Dichloropropane	7.95	77	644876	19.09	ppb	94
28) 2-Butanone	7.97	43	487357	77.78	ppb	98
29) cis-1,2-Dichloroethene	7.98	96	652859	21.80	ppb	90
30) Propionitrile	8.13	54	293037	209.80	ppb #	92
31) Methacrylonitrile	8.29	67	88908	22.83	ppb	81
32) Bromochloromethane	8.29	128	266305	21.43	ppb	94
33) Chloroform	8.34	83	1119010	21.57	ppb	97
35) 1,1,1-Trichloroethane	8.58	97	770812	20.21	ppb	95
36) Carbon tetrachloride	8.76	117	727034	22.99	ppb	99
37) 1,1-Dichloropropene	8.77	75	778743	21.10	ppb	99
39) Isobutyl alcohol	8.79	43	175771	406.20	ppb	95
40) tert-Amyl methyl ether	9.07	87	141984	19.72	ppb	97
41) Benzene	9.04	78	2196852	20.25	ppb	99
42) 1,2-Dichloroethane	9.12	62	488453	19.74	ppb	99
43) Trichloroethene	9.77	95	645846	21.98	ppb	91

(#) = qualifier out of range (m) = manual integration

m 8/26/08

Quantitation Report (QT Reviewed)

Data File : C:\HPCHEM\1\DATA\082208\C11994.D
Acq On : 22 Aug 2008 14:46
Sample : VOC_20ppb_ISDEF
Misc : 10mL water (source B)
MS Integration Params: ettics.p
Quant Time: Aug 22 15:40 2008

Vial: 11
Operator: twk-sop525r12:
Inst : CSS Instr
Multiplr: 1.00
Quant Results File: 082208W.RES

Quant Method : C:\HPCHEM\1\METHODS\082208W.M (RTE Integrator)
Title : GC/MS Volatiles (S.O.P. 525)
Last Update : Fri Aug 22 15:39:52 2008
Response via : Initial Calibration
DataAcq Meth : 082208W

	Compound	R.T.	QIon	Response	Conc Unit		Qvalue
44)	1,2-Dichloropropane	10.07	63	611515	19.15 ppb		97
45)	Methyl methacrylate	10.07	69	139258	21.65 ppb		93
46)	1,4-Dioxane	10.17	88	24472	462.54 ppb	#	87
47)	Dibromomethane	10.22	93	299505	20.41 ppb		95
48)	Bromodichloromethane	10.34	83	661281	21.01 ppb		96
49)	2-Chloroethyl vinyl ether	10.60	63	199017	21.66 ppb		92
50)	cis-1,3-Dichloropropene	10.81	75	711133	20.60 ppb		98
51)	4-Methyl-2-Pentanone	10.91	43	1119007	80.16 ppb		99
54)	Toluene	11.13	91	2038007	19.75 ppb		98
55)	Ethyl methacrylate	11.35	69	315269	19.15 ppb	#	95
56)	trans-1,3-Dichloropropene	11.37	75	500447	19.63 ppb		98
57)	1,1,2-Trichloroethane	11.57	83	295214	19.35 ppb		98
58)	Tetrachloroethene	11.66	164	460485	20.57 ppb		95
59)	2-Hexanone	11.74	58	316646	86.86 ppb		92
60)	1,3-Dichloropropane	11.75	76	503374	21.15 ppb		100
61)	Dibromochloromethane	11.96	129	469476	20.92 ppb		98
62)	1,2-Dibromoethane	12.11	107	354464	19.72 ppb		98
63)	1-Chlorohexane	12.42	91	750406	20.27 ppb		99
64)	Chlorobenzene	12.53	112	1408320	21.12 ppb		100
65)	Ethylbenzene	12.57	91	2334890	21.06 ppb		98
66)	1,1,1,2-Tetrachloroethane	12.59	131	450367	21.10 ppb		95
67)	m,p-Xylene	12.67	106	1755440	44.47 ppb		97
68)	o-Xylene	13.05	106	846108	20.99 ppb		99
69)	Styrene	13.06	104	1189406	20.75 ppb		94
70)	Bromoform	13.29	173	238148	21.63 ppb		96
71)	Isopropylbenzene	13.34	105	1922922	19.26 ppb		98
74)	1,1,2,2-Tetrachloroethane	13.64	83	361747	19.64 ppb		99
75)	trans-1,4-Dichloro-2-buten	13.68	53	83994	20.58 ppb		92
76)	n-Propylbenzene	13.68	91	2577184	19.49 ppb		98
77)	1,2,3-Trichloropropane	13.71	110	62553	19.58 ppb		56
78)	Bromobenzene	13.70	156	478407	20.04 ppb		97
79)	1,3,5-Trimethylbenzene	13.82	105	1616243	19.50 ppb		100
80)	2-Chlorotoluene	13.82	126	485065	19.05 ppb		98
81)	4-Chlorotoluene	13.91	126	494745	20.96 ppb		98
82)	tert-Butylbenzene	14.10	134	263480	21.05 ppb		98
83)	1,2,4-Trimethylbenzene	14.15	105	1655481	21.28 ppb		100
84)	sec-Butylbenzene	14.28	105	2245903	20.20 ppb		99
85)	p-Isopropyltoluene	14.38	119	1713958	20.44 ppb		98
86)	1,3-Dichlorobenzene	14.45	146	878879	20.33 ppb		96
87)	1,4-Dichlorobenzene	14.53	146	809217	19.70 ppb		99
88)	n-Butylbenzene	14.72	91	1755511	20.02 ppb		97
89)	1,2-Dichlorobenzene	14.86	146	780267	21.31 ppb		98
90)	Hexachloroethane	15.05	201	317984	23.23 ppb	#	82
91)	1,2-Dibromo-3-chloropropan	15.55	157	43192	22.23 ppb		92
92)	1,2,4-Trichlorobenzene	16.32	180	491394	21.88 ppb		97
93)	Hexachlorobutadiene	16.38	225	331017	21.51 ppb		97
94)	Naphthalene	16.61	128	593267	23.60 ppb		100
95)	1,2,3-Trichlorobenzene	16.86	180	367085	21.26 ppb		93

(#) = qualifier out of range (m) = manual integration

Quantitation Report

Data File : C:\HPCHEM\1\DATA\082208\C11994.D
Acq On : 22 Aug 2008 14:46
Sample : VOC_20ppb_ISDEF
Misc : 10mL water (source B)
MS Integration Params: ettics.p
Quant Time: Aug 22 15:40 2008

Vial: 11
Operator: twk-sop525r12:
Inst : CSS Instr
Multiplr: 1.00

Quant Results File: 082208W.RES

Method : C:\HPCHEM\1\METHODS\082208W.M (RTE Integrator)
Title : GC/MS Volatiles (S.O.P. 525)
Last Update : Mon Aug 25 10:40:28 2008
Response via : Initial Calibration

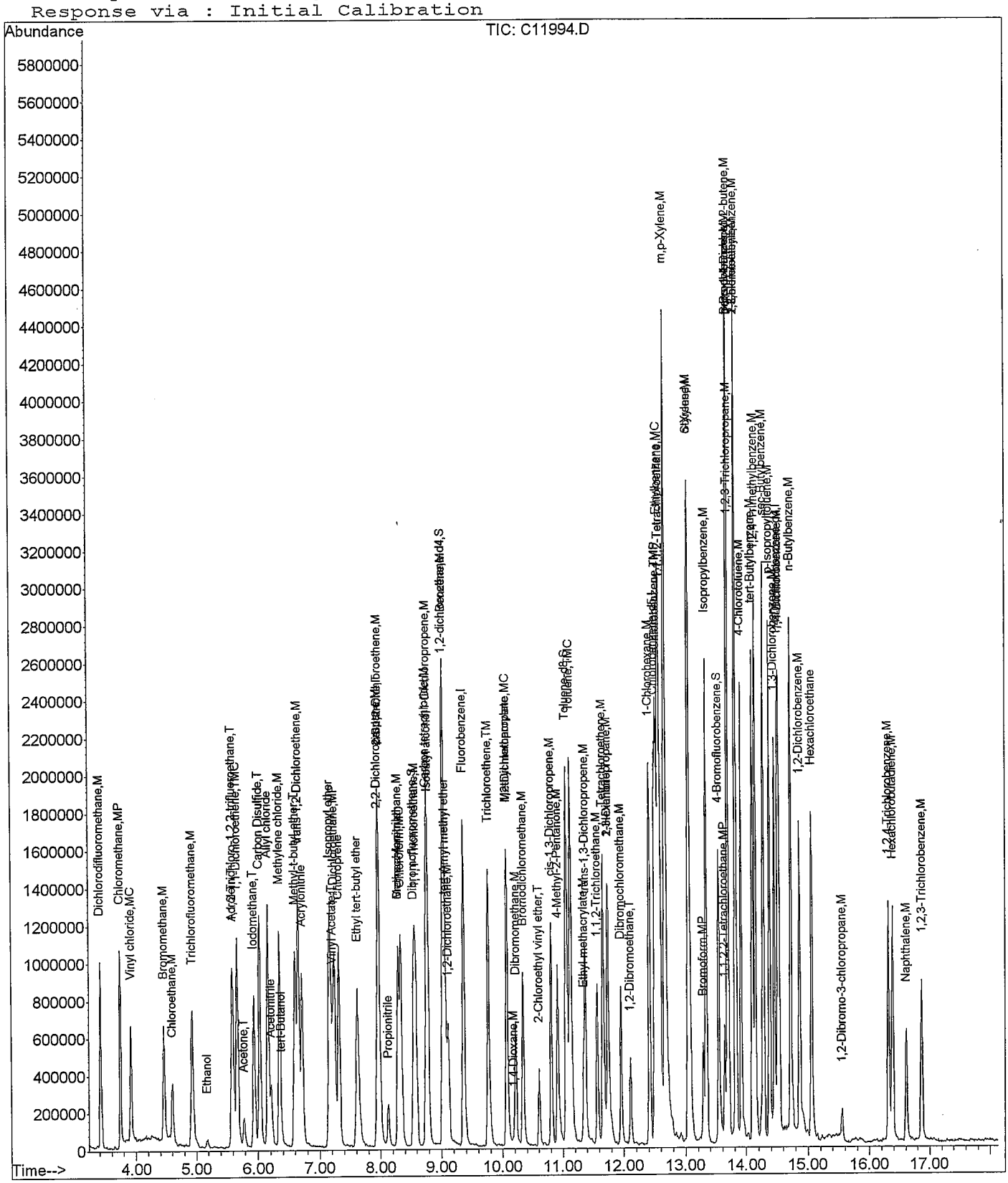

Quantitation Report (QT Reviewed)

Data File : C:\HPCHEM\1\DATA\082208\C11996.D Vial: 13
Acq On : 22 Aug 2008 15:33 Operator: twk-sop525r12:
Sample : VOC_35ppb_CSTD Inst : CSS Instr
Misc : 10mL water (source B) Multiplr: 1.00
MS Integration Params: ettics.p
Quant Time: Aug 22 16:26 2008 Quant Results File: 082208W.RES

Quant Method : C:\HPCHEM\1\METHODS\082208W.M (RTE Integrator)
Title : GC/MS Volatiles (S.O.P. 525)
Last Update : Fri Aug 22 15:41:08 2008
Response via : Initial Calibration
DataAcq Meth : 082208W

Internal Standards	R.T.	QIon	Response	Conc	Units	Dev(Min)
1) Fluorobenzene	9.36	96	1976048	25.00	ppb	0.00
52) Chlorobenzene-d5	12.50	82	669104	25.00	ppb	0.00
72) 1,4-Dichlorobenzene-d4	14.51	152	554752	25.00	ppb	0.00
System Monitoring Compounds						
34) Dibromofluoromethane	8.55	113	788171	25.39	ppb	0.00
Spiked Amount 25.000	Range 80 - 124		Recovery = 101.56%			
38) 1,2-dichloroethane-d4	9.02	65	456113	22.70	ppb	-0.01
Spiked Amount 25.000	Range 62 - 139		Recovery = 90.80%			
53) Toluene-d8	11.05	98	1791758	24.57	ppb	-0.01
Spiked Amount 25.000	Range 81 - 119		Recovery = 98.28%			
73) 4-Bromofluorobenzene	13.54	95	609147	24.46	ppb	-0.01
Spiked Amount 25.000	Range 78 - 129		Recovery = 97.84%			

Target Compounds							Qvalue
2) Dichlorodifluoromethane	3.42	85	1534247	31.32	ppb		99
3) Chloromethane	3.74	50	1797573	33.38	ppb		98
4) Vinyl chloride	3.92	62	1222991	33.26	ppb		95
5) Bromomethane	4.46	96	799777	34.72	ppb		100
6) Chloroethane	4.60	64	493182	30.30	ppb		94
7) Trichlorofluoromethane	4.93	101	1523652	33.11	ppb		98
8) Ethanol	5.18	45	90509	612.48	ppb		96
9) Acrolein	5.59	56	354602m	364.29	ppb		
10) 1,1,2-Trichloro-1,2,2-trif	5.60	101	1140090	37.65	ppb		93
11) 1,1-Dichloroethene	5.68	96	975160	35.37	ppb		98
12) Acetone	5.78	58	107959	134.48	ppb		93
13) Iodomethane	5.94	142	2114227	37.02	ppb		99
14) Carbon Disulfide	6.03	76	3751184	34.81	ppb		96
15) Allyl chloride	6.16	76	554532	35.67	ppb		95
16) Acetonitrile	6.21	41	569773	292.24	ppb	#	95
17) Methylene chloride	6.35	84	958488	32.72	ppb		98
18) tert-Butanol	6.38	59	136235	179.07	ppb	#	87
19) Methyl-t-butyl-ether	6.60	73	2588919	72.55	ppb		95
20) trans-1,2-Dichloroethene	6.66	96	1012726	34.90	ppb		96
21) Acrylonitrile	6.71	53	1567853	352.50	ppb		100
22) Isopropyl ether	7.16	45	3811412	31.40	ppb		99
23) Vinyl Acetate	7.20	43	1025736	27.58	ppb		99
24) 1,1-Dichloroethane	7.23	63	2142518	33.78	ppb		97
25) Chloroprene	7.31	53	1536145	36.57	ppb		98
26) Ethyl tert-butyl ether	7.61	59	2457766	36.94	ppb		96
27) 2,2-Dichloropropane	7.95	77	1167387	32.77	ppb		94
28) 2-Butanone	7.97	43	890967	134.21	ppb		98
29) cis-1,2-Dichloroethene	7.98	96	1172433	36.45	ppb		97
30) Propionitrile	8.13	54	530051	355.67	ppb		97
31) Methacrylonitrile	8.29	67	152303	36.33	ppb		90
32) Bromochloromethane	8.29	128	470016	35.56	ppb		96
33) Chloroform	8.34	83	1898152	34.49	ppb		98
35) 1,1,1-Trichloroethane	8.58	97	1486366	37.28	ppb		96
36) Carbon tetrachloride	8.76	117	1271642	37.21	ppb		97
37) 1,1-Dichloropropene	8.78	75	1379304	35.24	ppb		98
39) Isobutyl alcohol	8.79	43	307304	663.15	ppb	#	90
40) tert-Amyl methyl ether	9.07	87	283010	37.06	ppb		81
41) Benzene	9.04	78	3958056	34.36	ppb		98
42) 1,2-Dichloroethane	9.11	62	912418	35.11	ppb		99
43) Trichloroethene	9.77	95	1146200	36.33	ppb		94

(#) = qualifier out of range (m) = manual integration

ac 8/25/08

Quantitation Report (QT Reviewed)

Data File : C:\HPCHEM\1\DATA\082208\C11996.D Vial: 13
Acq On : 22 Aug 2008 15:33 Operator: twk-sop525r12:
Sample : VOC_35ppb_CSTD Inst : CSS Instr
Misc : 10mL water (source B) Multiplr: 1.00
MS Integration Params: ettics.p
Quant Time: Aug 22 16:26 2008 Quant Results File: 082208W.RES

Quant Method : C:\HPCHEM\1\METHODS\082208W.M (RTE Integrator)
Title : GC/MS Volatiles (S.O.P. 525)
Last Update : Fri Aug 22 15:41:08 2008
Response via : Initial Calibration
DataAcq Meth : 082208W

	Compound	R.T.	QIon	Response	Conc	Unit		Qvalue
44)	1,2-Dichloropropane	10.07	63	1093981	32.57	ppb	#	98
45)	Methyl methacrylate	10.07	69	241004	35.10	ppb		94
46)	1,4-Dioxane	10.17	88	47368	832.23	ppb	#	94
47)	Dibromomethane	10.21	93	546411	35.14	ppb		98
48)	Bromodichloromethane	10.33	83	1140387	34.22	ppb		95
49)	2-Chloroethyl vinyl ether	10.60	63	354014	36.64	ppb		93
50)	cis-1,3-Dichloropropene	10.80	75	1352891	37.11	ppb		98
51)	4-Methyl-2-Pentanone	10.91	43	1902254	129.19	ppb		99
54)	Toluene	11.13	91	3721508	38.57	ppb		98
55)	Ethyl methacrylate	11.34	69	560523	36.49	ppb	#	95
56)	trans-1,3-Dichloropropene	11.37	75	888814	37.56	ppb		94
57)	1,1,2-Trichloroethane	11.57	83	550661	38.74	ppb		96
58)	Tetrachloroethene	11.67	164	732108	34.99	ppb		94
59)	2-Hexanone	11.74	58	549800	164.07	ppb		93
60)	1,3-Dichloropropane	11.75	76	802329	35.96	ppb		97
61)	Dibromochloromethane	11.96	129	861985	40.83	ppb		95
62)	1,2-Dibromoethane	12.11	107	665739	39.71	ppb		95
63)	1-Chlorohexane	12.42	91	1291678	36.99	ppb		98
64)	Chlorobenzene	12.53	112	2186508	34.60	ppb		99
65)	Ethylbenzene	12.57	91	3767469	36.24	ppb		98
66)	1,1,1,2-Tetrachloroethane	12.59	131	791490	39.37	ppb		95
67)	m,p-Xylene	12.67	106	2661450	71.40	ppb		99
68)	o-Xylene	13.04	106	1439940	38.07	ppb		92
69)	Styrene	13.06	104	2082780	38.86	ppb		95
70)	Bromoform	13.29	173	427905	41.06	ppb		95
71)	Isopropylbenzene	13.33	105	3415614	36.79	ppb		99
74)	1,1,2,2-Tetrachloroethane	13.64	83	639335	35.02	ppb		97
75)	trans-1,4-Dichloro-2-buten	13.69	53	146518	35.65	ppb		90
76)	n-Propylbenzene	13.69	91	4609888	35.28	ppb		99
77)	1,2,3-Trichloropropane	13.70	110	114383	35.83	ppb		88
78)	Bromobenzene	13.69	156	861606	36.29	ppb		97
79)	1,3,5-Trimethylbenzene	13.82	105	2908887	35.08	ppb		97
80)	2-Chlorotoluene	13.82	126	895087	35.21	ppb		99
81)	4-Chlorotoluene	13.92	126	873913	36.91	ppb		96
82)	tert-Butylbenzene	14.10	134	473868	37.64	ppb		97
83)	1,2,4-Trimethylbenzene	14.14	105	2969158	37.95	ppb		99
84)	sec-Butylbenzene	14.28	105	3981265	35.94	ppb		100
85)	p-Isopropyltoluene	14.38	119	3030889	36.08	ppb		97
86)	1,3-Dichlorobenzene	14.46	146	1577335	36.24	ppb		96
87)	1,4-Dichlorobenzene	14.53	146	1465608	35.57	ppb		98
88)	n-Butylbenzene	14.72	91	3177099	36.59	ppb		99
89)	1,2-Dichlorobenzene	14.86	146	1304082	35.32	ppb		98
90)	Hexachloroethane	15.06	201	573582	40.85	ppb	#	85
91)	1,2-Dibromo-3-chloropropan	15.56	157	74592	37.97	ppb		93
92)	1,2,4-Trichlorobenzene	16.31	180	839397	37.02	ppb		99
93)	Hexachlorobutadiene	16.38	225	571600	37.16	ppb		95
94)	Naphthalene	16.61	128	1034317	40.65	ppb		100
95)	1,2,3-Trichlorobenzene	16.87	180	665497	38.16	ppb		97

(#) = qualifier out of range (m) = manual integration

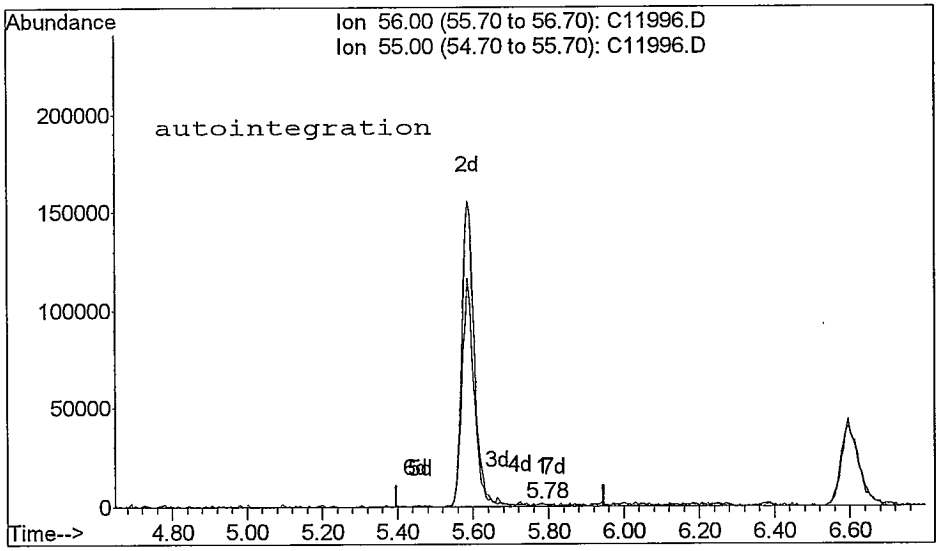

TIC: C11996.D

(9) Acrolein (T)
5.78min 3.09ppb
response 3012

Ion	Exp%	Act%
56.00	100	100
55.00	50.00	39.01
0.00	0.00	0.00
0.00	0.00	0.00

Reason for manual re-integration?

[x] missed peak assignment

[] peak saturation (detector shutdown)

[] over-integrated peak's area

[] under-integrated peak's area

[] other (_____)

initials: VL date: 9/25/08

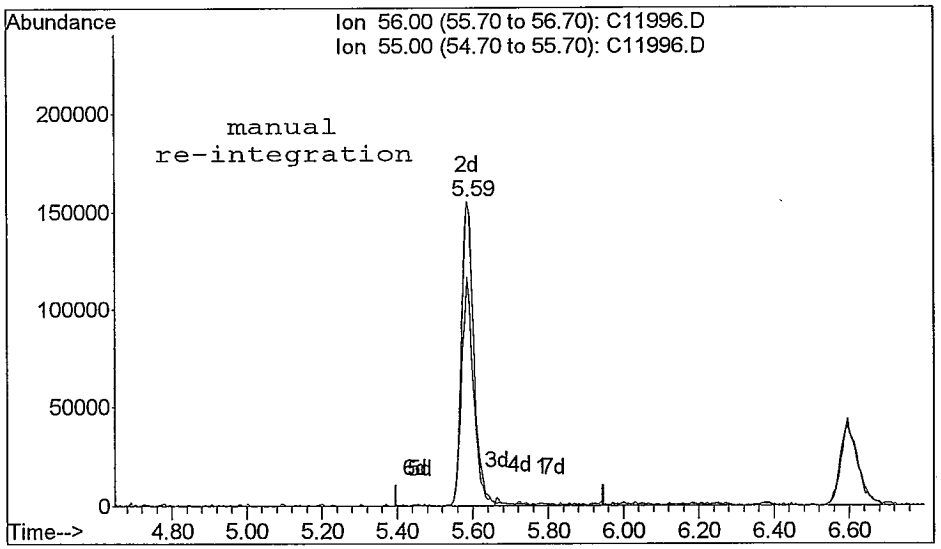

TIC: C11996.D

(9) Acrolein (T)
5.59min 364.29ppb m
response 354602

Ion	Exp%	Act%
56.00	100	100
55.00	50.00	74.69#
0.00	0.00	0.00
0.00	0.00	0.00

Quantitation Report

Data File : C:\HPCHEM\1\DATA\082208\C11996.D Vial: 13
Acq On : 22 Aug 2008 15:33 Operator: twk-sop525r12:
Sample : VOC_35ppb_CSTD Inst : CSS Instr
Misc : 10mL water (source B) Multiplr: 1.00
MS Integration Params: ettics.p
Quant Time: Aug 22 16:26 2008 Quant Results File: 082208W.RES

Method : C:\HPCHEM\1\METHODS\082208W.M (RTE Integrator)
Title : GC/MS Volatiles (S.O.P. 525)
Last Update : Fri Aug 22 15:41:08 2008
Response via : Initial Calibration

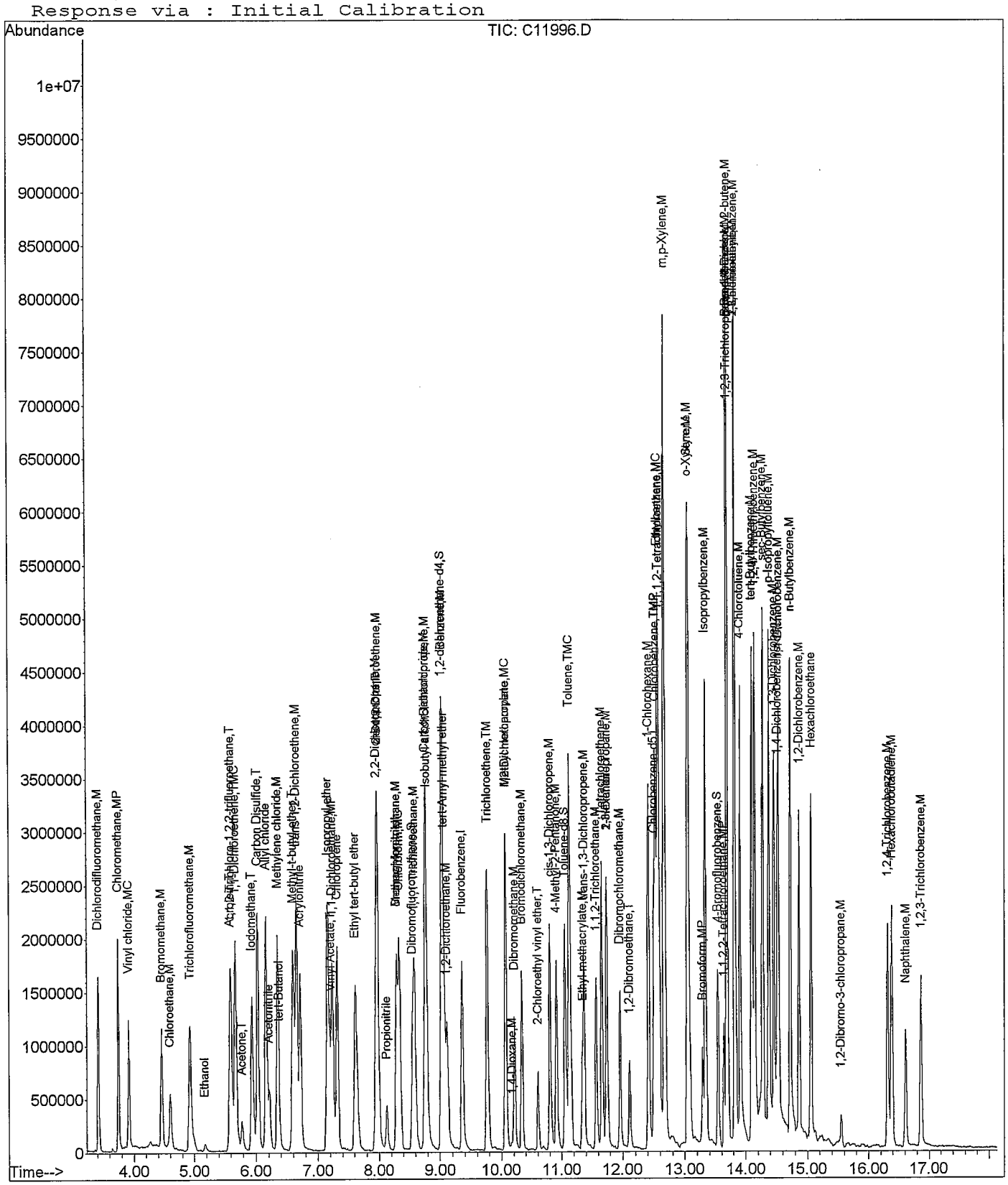

Quantitation Report (QT Reviewed)

Data File : C:\HPCHEM\1\DATA\082208\C11999.D Vial: 16
Acq On : 22 Aug 2008 16:43 Operator: twk-sop525r12:
Sample : VOC_10ppb_CSTD Inst : CSS Instr
Misc : 10mL water (source B) Multiplr: 1.00
MS Integration Params: ettics.p
Quant Time: Aug 22 18:21 2008 Quant Results File: 082208W.RES

Quant Method : C:\HPCHEM\1\METHODS\082208W.M (RTE Integrator)
Title : GC/MS Volatiles (S.O.P. 525)
Last Update : Fri Aug 22 16:28:08 2008
Response via : Initial Calibration
DataAcq Meth : 082208W

Internal Standards	R.T.	QIon	Response	Conc	Units		Dev(Min)
1) Fluorobenzene	9.36	96	1895290	25.00	ppb		0.00
52) Chlorobenzene-d5	12.50	82	656281	25.00	ppb		0.00
72) 1,4-Dichlorobenzene-d4	14.51	152	549674	25.00	ppb		0.00
System Monitoring Compounds							
34) Dibromofluoromethane	8.55	113	733929	24.63	ppb		0.00
Spiked Amount 25.000	Range 80 - 124		Recovery = 98.52%				
38) 1,2-dichloroethane-d4	9.02	65	448306	23.50	ppb		-0.02
Spiked Amount 25.000	Range 62 - 139		Recovery = 94.00%				
53) Toluene-d8	11.05	98	1862811	26.13	ppb		-0.01
Spiked Amount 25.000	Range 81 - 119		Recovery = 104.52%				
73) 4-Bromofluorobenzene	13.54	95	606525	24.75	ppb		0.00
Spiked Amount 25.000	Range 78 - 129		Recovery = 99.00%				
Target Compounds							Qvalue
2) Dichlorodifluoromethane	3.42	85	483876	10.43	ppb		100
3) Chloromethane	3.74	50	505847	9.99	ppb		98
4) Vinyl chloride	3.91	62	350203	10.08	ppb		97
5) Bromomethane	4.46	96	236716	10.78	ppb		98
6) Chloroethane	4.60	64	144405	9.43	ppb		95
7) Trichlorofluoromethane	4.93	101	447380	10.27	ppb		91
8) Ethanol	5.18	45	26702	184.42	ppb	#	84
9) Acrolein	5.59	56	104714	119.05	ppb		75
10) 1,1,2-Trichloro-1,2,2-trif	5.60	101	346128	11.92	ppb		99
11) 1,1-Dichloroethene	5.67	96	276592	10.49	ppb		97
12) Acetone	5.78	58	30490	39.26	ppb		80
13) Iodomethane	5.94	142	587722	10.65	ppb		99
14) Carbon Disulfide	6.03	76	1063087	10.43	ppb		99
15) Allyl chloride	6.16	76	165833	11.06	ppb	#	93
16) Acetonitrile	6.22	41	190046	102.49	ppb		90
17) Methylene chloride	6.35	84	289464	10.35	ppb		93
18) tert-Butanol	6.39	59	38956	52.74	ppb	#	85
19) Methyl-t-butyl-ether	6.60	73	716192	20.83	ppb		92
20) trans-1,2-Dichloroethene	6.65	96	301439	10.87	ppb		94
21) Acrylonitrile	6.71	53	458075	107.65	ppb		97
22) Isopropyl ether	7.16	45	1167640	10.21	ppb		96
23) Vinyl Acetate	7.21	43	380009	11.18	ppb		97
24) 1,1-Dichloroethane	7.24	63	682788	11.33	ppb		93
25) Chloroprene	7.32	53	425602	10.52	ppb		92
26) Ethyl tert-butyl ether	7.61	59	729508	11.39	ppb		98
27) 2,2-Dichloropropane	7.95	77	344897	10.19	ppb		88
28) 2-Butanone	7.97	43	253267	40.06	ppb		98
29) cis-1,2-Dichloroethene	7.97	96	330713	10.72	ppb		96
30) Propionitrile	8.13	54	151055	105.03	ppb	#	93
31) Methacrylonitrile	8.29	67	43157	10.68	ppb		94
32) Bromochloromethane	8.30	128	146377	11.46	ppb		84
33) Chloroform	8.33	83	556880	10.65	ppb		98
35) 1,1,1-Trichloroethane	8.58	97	411544	10.74	ppb		97
36) Carbon tetrachloride	8.76	117	363668	11.00	ppb		89
37) 1,1-Dichloropropene	8.78	75	410259	11.02	ppb		96
39) Isobutyl alcohol	8.80	43	94001	209.17	ppb	#	90
40) tert-Amyl methyl ether	9.07	87	75098	10.16	ppb		96
41) Benzene	9.03	78	1153145	10.44	ppb		97
42) 1,2-Dichloroethane	9.11	62	278627	11.18	ppb		96
43) Trichloroethene	9.76	95	310442	10.17	ppb		97

(#) = qualifier out of range (m) = manual integration

mu 8/25/08

Quantitation Report (QT Reviewed)

Data File : C:\HPCHEM\1\DATA\082208\C11999.D Vial: 16
Acq On : 22 Aug 2008 16:43 Operator: twk-sop525r12:
Sample : VOC_10ppb_CSTD Inst : CSS Instr
Misc : 10mL water (source B) Multiplr: 1.00
MS Integration Params: ettics.p
Quant Time: Aug 22 18:21 2008 Quant Results File: 082208W.RES

Quant Method : C:\HPCHEM\1\METHODS\082208W.M (RTE Integrator)
Title : GC/MS Volatiles (S.O.P. 525)
Last Update : Fri Aug 22 16:28:08 2008
Response via : Initial Calibration
DataAcq Meth : 082208W

	Compound	R.T.	QIon	Response	Conc Unit		Qvalue
44)	1,2-Dichloropropane	10.07	63	340812	10.70 ppb		99
45)	Methyl methacrylate	10.07	69	71774	10.91 ppb		94
46)	1,4-Dioxane	10.18	88	11262	197.76 ppb	#	77
47)	Dibromomethane	10.21	93	161645	10.82 ppb		93
48)	Bromodichloromethane	10.33	83	341658	10.75 ppb		99
49)	2-Chloroethyl vinyl ether	10.60	63	103290	11.19 ppb		91
50)	cis-1,3-Dichloropropene	10.80	75	384663	11.02 ppb		98
51)	4-Methyl-2-Pentanone	10.91	43	557654	39.89 ppb	#	97
54)	Toluene	11.13	91	1044109	10.90 ppb		99
55)	Ethyl methacrylate	11.35	69	164537	10.81 ppb	#	95
56)	trans-1,3-Dichloropropene	11.37	75	258072	11.09 ppb		92
57)	1,1,2-Trichloroethane	11.57	83	150026	10.64 ppb		97
58)	Tetrachloroethene	11.67	164	242157	11.81 ppb		93
59)	2-Hexanone	11.74	58	165564	49.91 ppb		98
60)	1,3-Dichloropropane	11.75	76	257503	11.67 ppb		96
61)	Dibromochloromethane	11.96	129	243313	11.47 ppb		100
62)	1,2-Dibromoethane	12.11	107	194692	11.67 ppb		92
63)	1-Chlorohexane	12.42	91	401969	11.59 ppb		98
64)	Chlorobenzene	12.53	112	732959	11.79 ppb		98
65)	Ethylbenzene	12.57	91	1193523	11.65 ppb		98
66)	1,1,1,2-Tetrachloroethane	12.59	131	238986	11.94 ppb		92
67)	m,p-Xylene	12.67	106	859374	23.34 ppb		94
68)	o-Xylene	13.04	106	448458	11.90 ppb		98
69)	Styrene	13.06	104	654966	12.33 ppb		97
70)	Bromoform	13.29	173	115729	11.11 ppb		98
71)	Isopropylbenzene	13.34	105	1084397	11.87 ppb		99
74)	1,1,2,2-Tetrachloroethane	13.64	83	188468	10.40 ppb		96
75)	trans-1,4-Dichloro-2-buten	13.69	53	43168	10.63 ppb	#	86
76)	n-Propylbenzene	13.69	91	1390258	10.81 ppb		98
77)	1,2,3-Trichloropropane	13.71	110	32083	10.06 ppb		88
78)	Bromobenzene	13.69	156	263238	11.14 ppb		93
79)	1,3,5-Trimethylbenzene	13.82	105	930100	11.33 ppb		100
80)	2-Chlorotoluene	13.82	126	274768	10.88 ppb		99
81)	4-Chlorotoluene	13.91	126	253230	10.74 ppb		97
82)	tert-Butylbenzene	14.10	134	136611	10.84 ppb		98
83)	1,2,4-Trimethylbenzene	14.15	105	854844	10.94 ppb		100
84)	sec-Butylbenzene	14.27	105	1137973	10.33 ppb		100
85)	p-Isopropyltoluene	14.38	119	888086	10.60 ppb		98
86)	1,3-Dichlorobenzene	14.46	146	477134	10.95 ppb		96
87)	1,4-Dichlorobenzene	14.53	146	428644	10.40 ppb		98
88)	n-Butylbenzene	14.72	91	919363	10.68 ppb		97
89)	1,2-Dichlorobenzene	14.86	146	402827	10.98 ppb		95
90)	Hexachloroethane	15.06	201	159198	11.15 ppb	#	80
91)	1,2-Dibromo-3-chloropropan	15.56	157	22341	11.38 ppb		92
92)	1,2,4-Trichlorobenzene	16.31	180	263606	11.68 ppb		95
93)	Hexachlorobutadiene	16.38	225	154001	10.02 ppb		95
94)	Naphthalene	16.61	128	286570	11.08 ppb		100
95)	1,2,3-Trichlorobenzene	16.86	180	203516	11.62 ppb		89

(#) = qualifier out of range (m) = manual integration

Quantitation Report

Data File : C:\HPCHEM\1\DATA\082208\C11999.D Vial: 16
Acq On : 22 Aug 2008 16:43 Operator: twk-sop525r12:
Sample : VOC_10ppb_CSTD Inst : CSS Instr
Misc : 10mL water (source B) Multiplr: 1.00
MS Integration Params: ettics.p
Quant Time: Aug 22 18:21 2008 Quant Results File: 082208W.RES

Method : C:\HPCHEM\1\METHODS\082208W.M (RTE Integrator)
Title : GC/MS Volatiles (S.O.P. 525)
Last Update : Fri Aug 22 16:28:08 2008
Response via : Initial Calibration

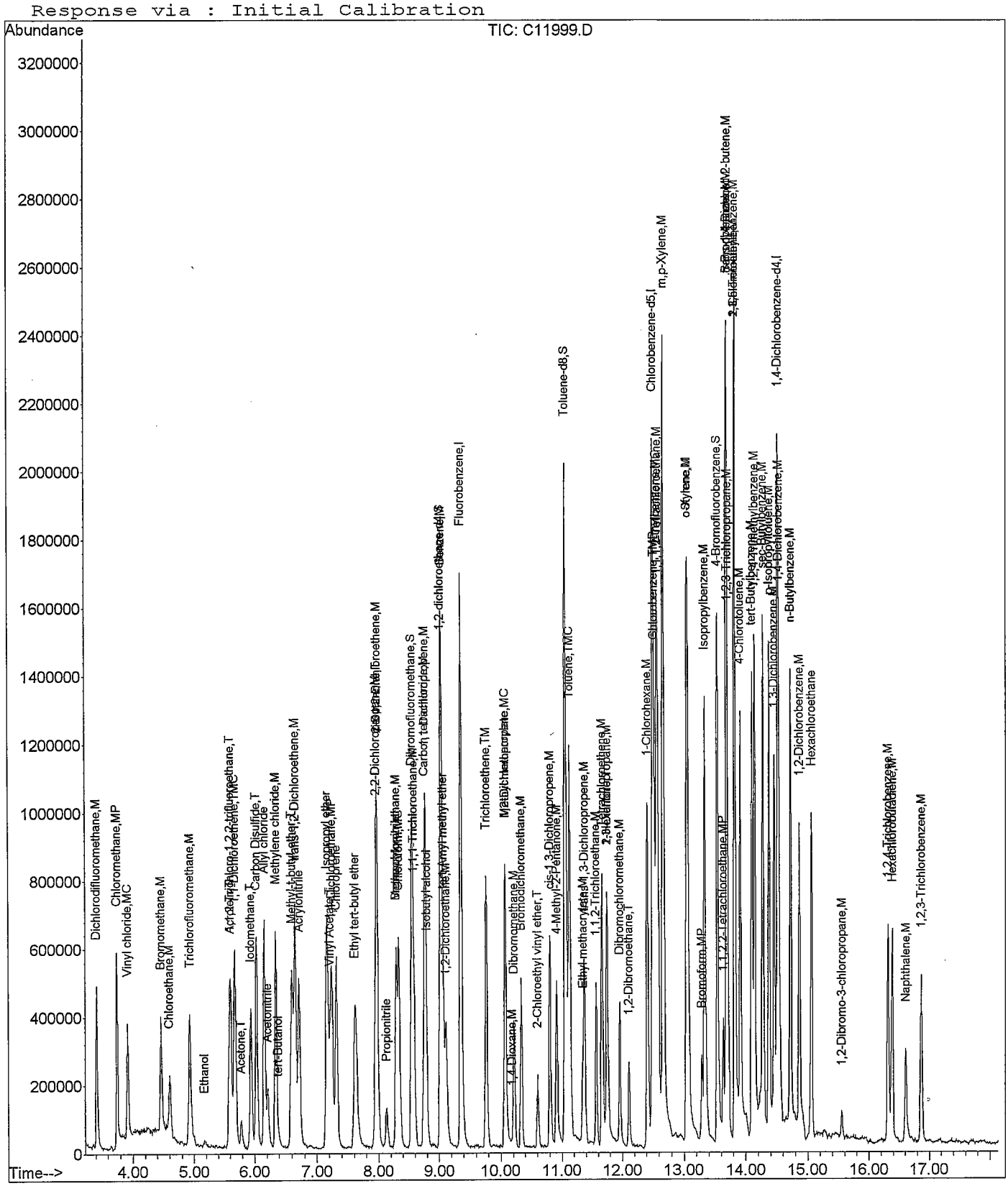

Quantitation Report (QT Reviewed)

Data File : C:\HPCHEM\1\DATA\082208\C12000.D Vial: 17
Acq On : 22 Aug 2008 17:06 Operator: twk-sop525r12:
Sample : VOC_50ppb_CSTD Inst : CSS Instr
Misc : 10mL water (source B) Multiplr: 1.00
MS Integration Params: ettics.p
Quant Time: Aug 22 18:24 2008 Quant Results File: 082208W.RES

Quant Method : C:\HPCHEM\1\METHODS\082208W.M (RTE Integrator)
Title : GC/MS Volatiles (S.O.P. 525)
Last Update : Fri Aug 22 18:23:49 2008
Response via : Initial Calibration
DataAcq Meth : 082208W

Internal Standards	R.T.	QIon	Response	Conc	Units	Dev(Min)
1) Fluorobenzene	9.35	96	2085308	25.00	ppb	-0.01
52) Chlorobenzene-d5	12.50	82	730465	25.00	ppb	-0.01
72) 1,4-Dichlorobenzene-d4	14.51	152	575608	25.00	ppb	0.00
System Monitoring Compounds						
34) Dibromofluoromethane	8.55	113	726771	22.26	ppb	0.00
Spiked Amount 25.000	Range 80 - 124		Recovery = 89.04%			
38) 1,2-dichloroethane-d4	9.02	65	451598	21.80	ppb	-0.02
Spiked Amount 25.000	Range 62 - 139		Recovery = 87.20%			
53) Toluene-d8	11.05	98	1823012	23.12	ppb	-0.01
Spiked Amount 25.000	Range 81 - 119		Recovery = 92.48%			
73) 4-Bromofluorobenzene	13.54	95	608901	23.87	ppb	-0.01
Spiked Amount 25.000	Range 78 - 129		Recovery = 95.48%			

Target Compounds							Qvalue
2) Dichlorodifluoromethane	3.42	85	2333981	45.44	ppb		100
3) Chloromethane	3.74	50	2653929	47.51	ppb		98
4) Vinyl chloride	3.92	62	1726904	45.22	ppb		100
5) Bromomethane	4.45	96	1143323	46.77	ppb		97
6) Chloroethane	4.60	64	700709	41.83	ppb		95
7) Trichlorofluoromethane	4.92	101	2211796	46.28	ppb		98
8) Ethanol	5.18	45	128683	783.40	ppb	#	87
9) Acrolein	5.59	56	582139m	585.83	ppb		
10) 1,1,2-Trichloro-1,2,2-trif	5.60	101	1756247	54.00	ppb		97
11) 1,1-Dichloroethene	5.67	96	1297749	44.19	ppb		97
12) Acetone	5.78	58	153265	177.72	ppb		93
13) Iodomethane	5.94	142	2886138	47.19	ppb		99
14) Carbon Disulfide	6.02	76	5393691	47.93	ppb		96
15) Allyl chloride	6.16	76	787785	46.81	ppb	#	94
16) Acetonitrile	6.21	41	939902	453.30	ppb		95
17) Methylene chloride	6.35	84	1366450	44.06	ppb		94
18) tert-Butanol	6.39	59	203440	246.33	ppb		99
19) Methyl-t-butyl-ether	6.60	73	3766645	98.54	ppb		95
20) trans-1,2-Dichloroethene	6.65	96	1512006	48.72	ppb		97
21) Acrylonitrile	6.71	53	2196845	465.21	ppb		99
22) Isopropyl ether	7.15	45	5928645	46.79	ppb		99
23) Vinyl Acetate	7.20	43	1617521	43.77	ppb		99
24) 1,1-Dichloroethane	7.23	63	3108500	46.03	ppb		95
25) Chloroprene	7.32	53	2314861	51.25	ppb		95
26) Ethyl tert-butyl ether	7.61	59	3309405	45.84	ppb		97
27) 2,2-Dichloropropane	7.95	77	1560781	42.11	ppb		88
28) 2-Butanone	7.97	43	1161523	166.80	ppb		97
29) cis-1,2-Dichloroethene	7.97	96	1550215	45.19	ppb		95
30) Propionitrile	8.12	54	756481	472.90	ppb	#	94
31) Methacrylonitrile	8.28	67	224622	50.29	ppb		83
32) Bromochloromethane	8.29	128	695484	48.38	ppb		92
33) Chloroform	8.33	83	2822037	48.72	ppb		98
35) 1,1,1-Trichloroethane	8.58	97	1967025	46.52	ppb		97
36) Carbon tetrachloride	8.76	117	1788273	47.81	ppb		93
37) 1,1-Dichloropropene	8.77	75	1945406	46.82	ppb		96
39) Isobutyl alcohol	8.79	43	465889	927.63	ppb	#	91
40) tert-Amyl methyl ether	9.06	87	375981	45.64	ppb		85
41) Benzene	9.04	78	5609868	45.69	ppb		99
42) 1,2-Dichloroethane	9.11	62	1269182	45.48	ppb		99
43) Trichloroethene	9.76	95	1623289	47.97	ppb		91

(#) = qualifier out of range (m) = manual integration

mr 8/25/08

Quantitation Report (QT Reviewed)

Data File : C:\HPCHEM\1\DATA\082208\C12000.D Vial: 17
Acq On : 22 Aug 2008 17:06 Operator: twk-sop525r12:
Sample : VOC_50ppb_CSTD Inst : CSS Instr
Misc : 10mL water (source B) Multiplr: 1.00
MS Integration Params: ettics.p
Quant Time: Aug 22 18:24 2008 Quant Results File: 082208W.RES

Quant Method : C:\HPCHEM\1\METHODS\082208W.M (RTE Integrator)
Title : GC/MS Volatiles (S.O.P. 525)
Last Update : Fri Aug 22 18:23:49 2008
Response via : Initial Calibration
DataAcq Meth : 082208W

	Compound	R.T.	QIon	Response	Conc Unit		Qvalue
44)	1,2-Dichloropropane	10.07	63	1665193	47.21 ppb	#	98
45)	Methyl methacrylate	10.07	69	369461	50.31 ppb		94
46)	1,4-Dioxane	10.17	88	74021	1131.00 ppb	#	89
47)	Dibromomethane	10.21	93	821745	49.60 ppb		94
48)	Bromodichloromethane	10.33	83	1623858	45.97 ppb		95
49)	2-Chloroethyl vinyl ether	10.60	63	543102	53.10 ppb		92
50)	cis-1,3-Dichloropropene	10.80	75	1912411	49.63 ppb		98
51)	4-Methyl-2-Pentanone	10.91	43	2864759	187.92 ppb		97
54)	Toluene	11.13	91	5336766	49.21 ppb		97
55)	Ethyl methacrylate	11.34	69	846932	49.06 ppb	#	96
56)	trans-1,3-Dichloropropene	11.37	75	1319808	50.46 ppb		93
57)	1,1,2-Trichloroethane	11.57	83	744214	46.66 ppb		99
58)	Tetrachloroethene	11.66	164	1151880	49.03 ppb		98
59)	2-Hexanone	11.74	58	804687	214.31 ppb		92
60)	1,3-Dichloropropane	11.75	76	1194760	47.64 ppb		98
61)	Dibromochloromethane	11.96	129	1215592	50.48 ppb		99
62)	1,2-Dibromoethane	12.11	107	958557	50.61 ppb		96
63)	1-Chlorohexane	12.41	91	2028436	51.22 ppb		96
64)	Chlorobenzene	12.53	112	3384151	47.68 ppb		99
65)	Ethylbenzene	12.56	91	5678206	48.89 ppb		98
66)	1,1,1,2-Tetrachloroethane	12.59	131	1187522	51.87 ppb		97
67)	m,p-Xylene	12.67	106	4168277	99.63 ppb		100
68)	o-Xylene	13.04	106	2148406	49.80 ppb		94
69)	Styrene	13.06	104	3104567	51.07 ppb		99
70)	Bromoform	13.29	173	629121	53.22 ppb		97
71)	Isopropylbenzene	13.33	105	4817274	46.37 ppb		99
74)	1,1,2,2-Tetrachloroethane	13.64	83	895680	47.06 ppb		98
75)	trans-1,4-Dichloro-2-buten	13.69	53	206121	48.45 ppb		90
76)	n-Propylbenzene	13.69	91	6631312	49.04 ppb		98
77)	1,2,3-Trichloropropane	13.71	110	153681	45.62 ppb		65
78)	Bromobenzene	13.69	156	1245835	49.72 ppb		99
79)	1,3,5-Trimethylbenzene	13.82	105	4346429	49.90 ppb		99
80)	2-Chlorotoluene	13.82	126	1324152	49.63 ppb		98
81)	4-Chlorotoluene	13.92	126	1208464	48.46 ppb		98
82)	tert-Butylbenzene	14.10	134	674287	50.59 ppb		96
83)	1,2,4-Trimethylbenzene	14.14	105	3954191	47.63 ppb		100
84)	sec-Butylbenzene	14.28	105	5490972	47.36 ppb		99
85)	p-Isopropyltoluene	14.38	119	4280434	48.30 ppb		99
86)	1,3-Dichlorobenzene	14.46	146	2244737	48.39 ppb		97
87)	1,4-Dichlorobenzene	14.53	146	2144231	49.20 ppb		98
88)	n-Butylbenzene	14.72	91	4567408	50.23 ppb		99
89)	1,2-Dichlorobenzene	14.86	146	1891290	48.33 ppb		97
90)	Hexachloroethane	15.06	201	829817	53.80 ppb		87
91)	1,2-Dibromo-3-chloropropan	15.56	157	113139	53.40 ppb		94
92)	1,2,4-Trichlorobenzene	16.31	180	1298325	53.81 ppb		98
93)	Hexachlorobutadiene	16.38	225	804456	49.94 ppb		93
94)	Naphthalene	16.61	128	1447757	52.81 ppb		100
95)	1,2,3-Trichlorobenzene	16.87	180	929281	49.29 ppb		95

(#) = qualifier out of range (m) = manual integration

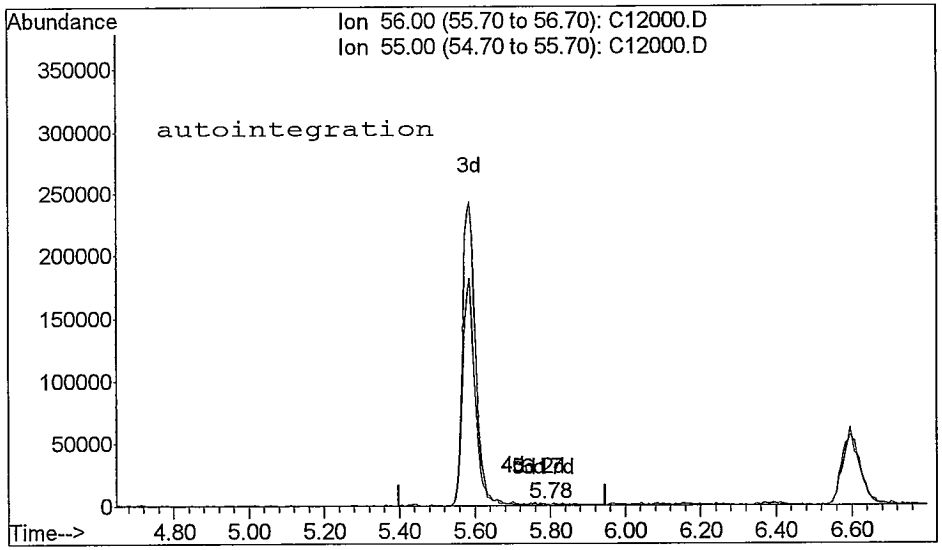

TIC: C12000.D

(9) Acrolein (T)
5.78min 1.52ppb
response 1508

Ion	Exp%	Act%
56.00	100	100
55.00	50.00	39.79
0.00	0.00	0.00
0.00	0.00	0.00

Reason for manual re-integration?

[X] missed peak assignment

[] peak saturation (detector shutdown)

[] over-integrated peak's area

[] under-integrated peak's area

[] other (_____)

initials: mm date: 9 / 25 / 08

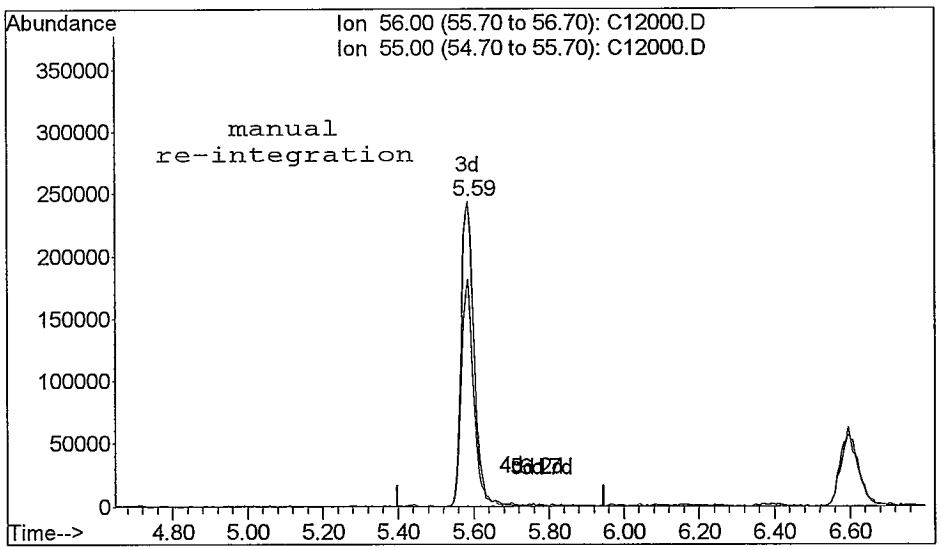

TIC: C12000.D

(9) Acrolein (T)
5.59min 585.83ppb m
response 582139

Ion	Exp%	Act%
56.00	100	100
55.00	50.00	74.58#
0.00	0.00	0.00
0.00	0.00	0.00

Quantitation Report

Data File : C:\HPCHEM\1\DATA\082208\C12000.D Vial: 17
Acq On : 22 Aug 2008 17:06 Operator: twk-sop525r12:
Sample : VOC_50ppb_CSTD Inst : CSS Instr
Misc : 10mL water (source B) Multiplr: 1.00
MS Integration Params: ettics.p
Quant Time: Aug 22 18:24 2008 Quant Results File: 082208W.RES

Method : C:\HPCHEM\1\METHODS\082208W.M (RTE Integrator)
Title : GC/MS Volatiles (S.O.P. 525)
Last Update : Fri Aug 22 18:23:49 2008
Response via : Initial Calibration

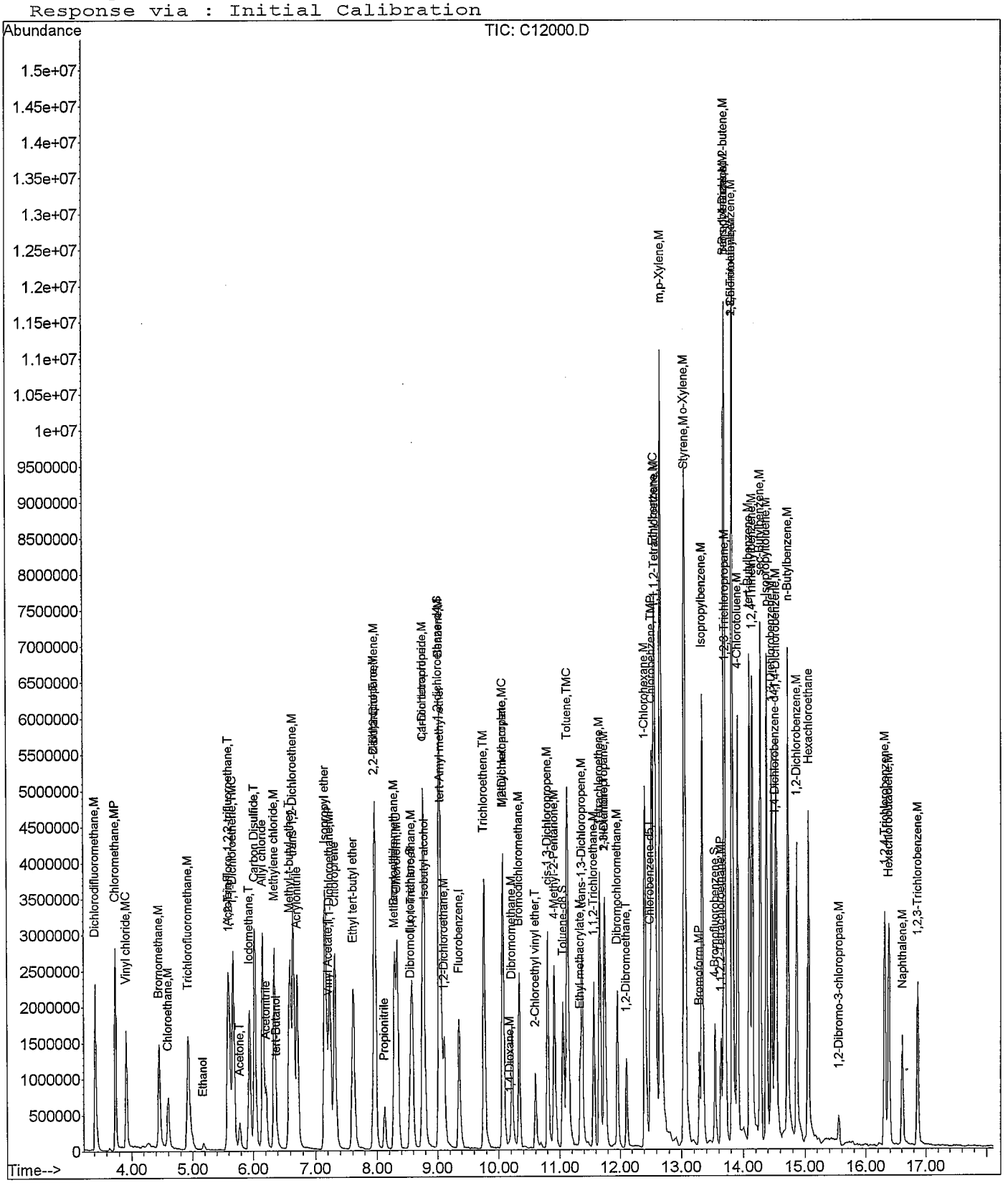

Quantitation Report (QT Reviewed)

Data File : C:\HPCHEM\1\DATA\082208\C12003.D Vial: 20
Acq On : 22 Aug 2008 18:17 Operator: twk-sop525r12:
Sample : VL080822-3ICS Inst : CSS Instr
Misc : 10mL water Source A Multiplr: 1.00
MS Integration Params: ettics.p
Quant Time: Aug 25 8:55 2008 Quant Results File: 082208W.RES

Quant Method : C:\HPCHEM\1\METHODS\082208W.M (RTE Integrator)
Title : GC/MS Volatiles (S.O.P. 525)
Last Update : Mon Aug 25 08:54:24 2008
Response via : Initial Calibration
DataAcq Meth : 082208W

Internal Standards	R.T.	QIon	Response	Conc	Units	Dev(Min)
1) Fluorobenzene	9.35	96	1951221	25.00	ppb	-0.01
52) Chlorobenzene-d5	12.50	82	720624	25.00	ppb	-0.01
72) 1,4-Dichlorobenzene-d4	14.51	152	561217	25.00	ppb	0.00
System Monitoring Compounds						
34) Dibromofluoromethane	8.55	113	764820	25.29	ppb	0.00
Spiked Amount 25.000	Range 80 - 124		Recovery = 101.16%			
38) 1,2-dichloroethane-d4	9.02	65	445883	23.39	ppb	-0.02
Spiked Amount 25.000	Range 62 - 139		Recovery = 93.56%			
53) Toluene-d8	11.05	98	1934023	25.03	ppb	-0.01
Spiked Amount 25.000	Range 81 - 119		Recovery = 100.12%			
73) 4-Bromofluorobenzene	13.54	95	572640	23.43	ppb	-0.01
Spiked Amount 25.000	Range 78 - 129		Recovery = 93.72%			

Target Compounds							Qvalue
2) Dichlorodifluoromethane	3.42	85	435786	9.23	ppb		99
3) Chloromethane	3.74	50	489875	9.53	ppb		99
4) Vinyl chloride	3.91	62	339851	9.72	ppb		97
5) Bromomethane	4.46	96	234451	10.33	ppb		99
6) Chloroethane	4.60	64	140401	9.15	ppb		97
7) Trichlorofluoromethane	4.92	101	457159	10.36	ppb		94
8) Ethanol	5.17	45	21801	167.66	ppb	#	78
9) Acrolein	5.59	56	98283	114.21	ppb		72
10) 1,1,2-Trichloro-1,2,2-trif	5.60	101	362200	11.80	ppb		97
11) 1,1-Dichloroethene	5.67	96	265960	9.80	ppb		96
12) Acetone	5.78	58	29035	36.51	ppb		100
13) Iodomethane	5.94	142	559312	9.72	ppb		99
14) Carbon Disulfide	6.02	76	1052478	10.12	ppb		94
15) Allyl chloride	6.16	76	155106	9.85	ppb	#	88
16) Acetonitrile	6.22	41	175776	95.80	ppb		92
17) Methylene chloride	6.34	84	265826	9.21	ppb		97
18) tert-Butanol	6.37	59	34896	45.22	ppb	#	87
19) Methyl-t-butyl-ether	6.60	73	657881	18.47	ppb		93
20) trans-1,2-Dichloroethene	6.65	96	290511	9.98	ppb		93
21) Acrylonitrile	6.71	53	414679	95.32	ppb		98
22) Isopropyl ether	7.16	45	1067832	9.10	ppb		97
23) Vinyl Acetate	7.20	43	302971	9.49	ppb		96
24) 1,1-Dichloroethane	7.23	63	625277	9.96	ppb		98
25) Chloroprene	7.31	53	446148	10.52	ppb		96
26) Ethyl tert-butyl ether	7.62	59	691160	10.34	ppb		96
27) 2,2-Dichloropropane	7.95	77	298978	8.73	ppb		87
28) 2-Butanone	7.97	43	234827	36.81	ppb	#	99
29) cis-1,2-Dichloroethene	7.98	96	323136	10.12	ppb		90
30) Propionitrile	8.12	54	142808	95.92	ppb		94
31) Methacrylonitrile	8.29	67	43242	10.44	ppb		97
32) Bromochloromethane	8.29	128	129374	9.57	ppb		89
33) Chloroform	8.33	83	511562	9.49	ppb		98
35) 1,1,1-Trichloroethane	8.58	97	407688	10.39	ppb		94
36) Carbon tetrachloride	8.76	117	359753	10.20	ppb		99
37) 1,1-Dichloropropene	8.78	75	379851	9.83	ppb		95
39) Isobutyl alcohol	8.80	43	77764	166.14	ppb		98
40) tert-Amyl methyl ether	9.06	87	76806	10.09	ppb		95
41) Benzene	9.03	78	1139270	10.01	ppb		96
42) 1,2-Dichloroethane	9.11	62	262301	10.16	ppb		95
43) Trichloroethene	9.76	95	312613	9.86	ppb		90

(#) = qualifier out of range (m) = manual integration

an 8/25/08

Quantitation Report (QT Reviewed)

Data File : C:\HPCHEM\1\DATA\082208\C12003.D Vial: 20
Acq On : 22 Aug 2008 18:17 Operator: twk-sop525r12:
Sample : VL080822-3ICS Inst : CSS Instr
Misc : 10mL water Multiplr: 1.00
MS Integration Params: ettics.p
Quant Time: Aug 25 8:55 2008 Quant Results File: 082208W.RES

Quant Method : C:\HPCHEM\1\METHODS\082208W.M (RTE Integrator)
Title : GC/MS Volatiles (S.O.P. 525)
Last Update : Mon Aug 25 08:54:24 2008
Response via : Initial Calibration
DataAcq Meth : 082208W

	Compound	R.T.	QIon	Response	Conc	Unit		Qvalue
44)	1,2-Dichloropropane	10.07	63	301667	9.29	ppb	#	95
45)	Methyl methacrylate	10.07	69	64756	9.53	ppb		89
46)	1,4-Dioxane	10.17	88	11079	177.73	ppb	#	78
47)	Dibromomethane	10.21	93	156519	10.08	ppb		93
48)	Bromodichloromethane	10.33	83	319499	9.78	ppb		92
49)	2-Chloroethyl vinyl ether	10.60	63	103331	10.22	ppb		90
50)	cis-1,3-Dichloropropene	10.80	75	342783	9.55	ppb		96
51)	4-Methyl-2-Pentanone	10.91	43	530330	38.04	ppb		99
54)	Toluene	11.12	91	1066537	9.98	ppb		98
55)	Ethyl methacrylate	11.34	69	152474	9.02	ppb	#	97
56)	trans-1,3-Dichloropropene	11.37	75	229654	8.99	ppb		95
57)	1,1,2-Trichloroethane	11.56	83	148864	9.52	ppb		97
58)	Tetrachloroethene	11.66	164	214561	9.29	ppb		95
59)	2-Hexanone	11.74	58	146311	36.55	ppb		94
60)	1,3-Dichloropropane	11.74	76	225025	9.13	ppb		93
61)	Dibromochloromethane	11.96	129	233139	9.81	ppb		97
62)	1,2-Dibromoethane	12.11	107	174638	9.33	ppb		92
63)	1-Chlorohexane	12.41	91	363343	9.29	ppb		97
64)	Chlorobenzene	12.53	112	669258	9.52	ppb		99
65)	Ethylbenzene	12.56	91	1024101	8.93	ppb		97
66)	1,1,1,2-Tetrachloroethane	12.59	131	224587	9.91	ppb		96
67)	m,p-Xylene	12.66	106	823418	19.80	ppb		94
68)	o-Xylene	13.04	106	413828	9.71	ppb		95
69)	Styrene	13.06	104	588007	9.81	ppb		98
70)	Bromoform	13.29	173	116211	9.87	ppb		96
71)	Isopropylbenzene	13.33	105	1026310	10.07	ppb		99
74)	1,1,2,2-Tetrachloroethane	13.64	83	176764	9.61	ppb		97
75)	trans-1,4-Dichloro-2-buten	13.69	53	43248	10.48	ppb	#	90
76)	n-Propylbenzene	13.69	91	1310687	9.95	ppb		95
77)	1,2,3-Trichloropropane	13.70	110	31045	9.54	ppb		87
78)	Bromobenzene	13.69	156	246699	10.05	ppb		96
79)	1,3,5-Trimethylbenzene	13.82	105	846131	9.89	ppb		99
80)	2-Chlorotoluene	13.82	126	261075	9.97	ppb		97
81)	4-Chlorotoluene	13.91	126	245853	10.12	ppb		94
82)	tert-Butylbenzene	14.10	134	131423	10.02	ppb		98
83)	1,2,4-Trimethylbenzene	14.14	105	801617	9.92	ppb		99
84)	sec-Butylbenzene	14.27	105	1128245	10.07	ppb		99
85)	p-Isopropyltoluene	14.38	119	869766	10.06	ppb		97
86)	1,3-Dichlorobenzene	14.46	146	465990	10.28	ppb		96
87)	1,4-Dichlorobenzene	14.53	146	419813	9.84	ppb		96
88)	n-Butylbenzene	14.71	91	913235	10.36	ppb		99
89)	1,2-Dichlorobenzene	14.86	146	366606	9.55	ppb		94
90)	Hexachloroethane	15.06	201	152986	10.03	ppb		84
91)	1,2-Dibromo-3-chloropropan	15.55	157	22447	10.73	ppb		92
92)	1,2,4-Trichlorobenzene	16.31	180	247072	10.39	ppb		98
93)	Hexachlorobutadiene	16.38	225	160143	10.14	ppb		96
94)	Naphthalene	16.61	128	280499	10.36	ppb		100
95)	1,2,3-Trichlorobenzene	16.86	180	188036	10.14	ppb		98

(#) = qualifier out of range (m) = manual integration

Quantitation Report

Data File : C:\HPCHEM\1\DATA\082208\C12003.D Vial: 20
Acq On : 22 Aug 2008 18:17 Operator: twk-sop525r12:
Sample : VL080822-3ICS Inst : CSS Instr
Misc : 10mL water Multiplr: 1.00
MS Integration Params: ettics.p
Quant Time: Aug 25 8:55 2008 Quant Results File: 082208W.RES

Method : C:\HPCHEM\1\METHODS\082208W.M (RTE Integrator)
Title : GC/MS Volatiles (S.O.P. 525)
Last Update : Mon Aug 25 08:54:24 2008
Response via : Initial Calibration

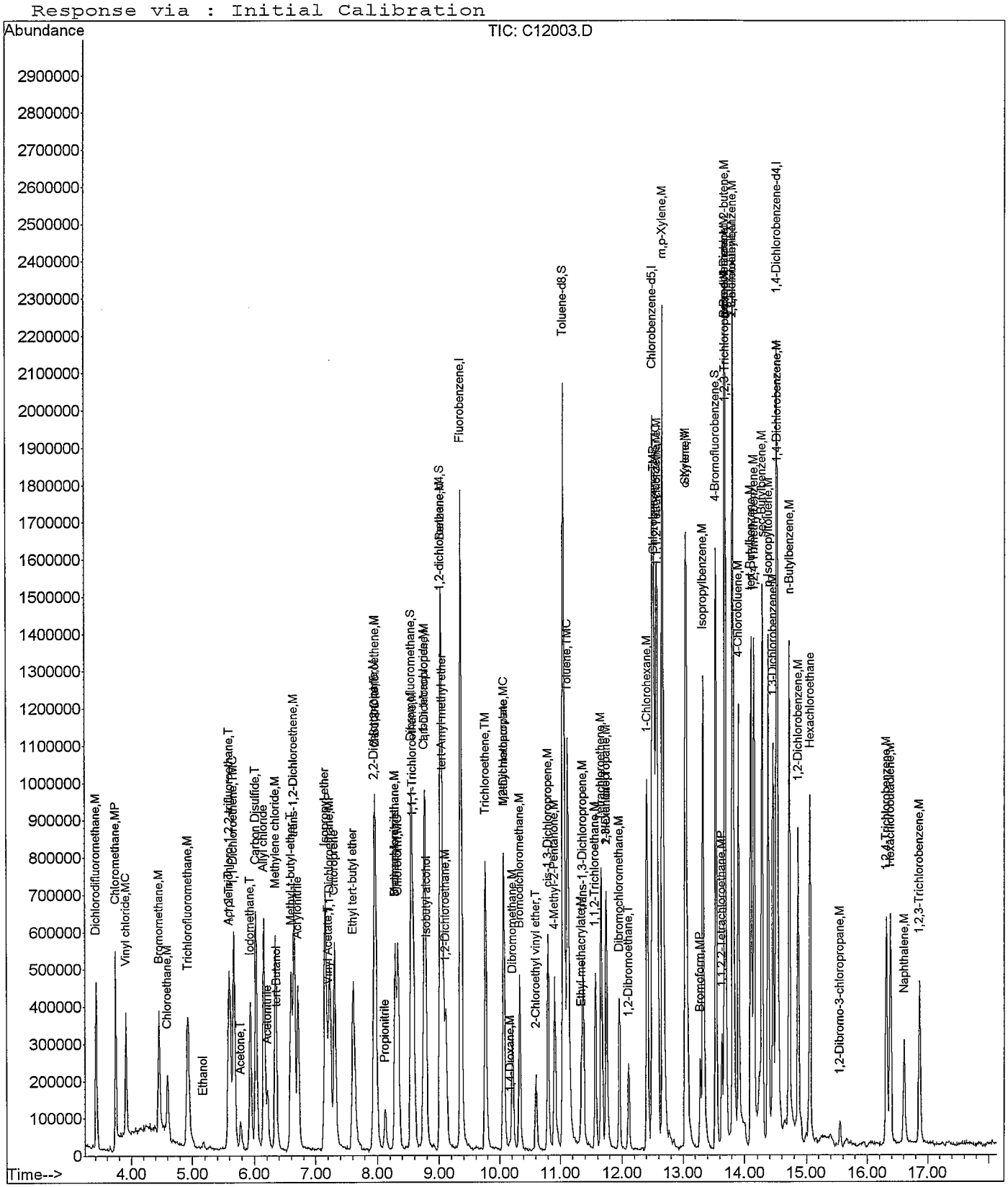

BFB

Data File : C:\HPCHEM\1\DATA\091208\C12250.D
Acq On : 12 Sep 2008 10:12
Sample : BFB-TUNE1
Misc : 50ng 4-BFB (1uL direct inj.)
MS Integration Params: ettics.p
Method : C:\HPCHEM\1\METHODS\082208W.M (RTE Integrator)
Title : GC/MS Volatiles (S.O.P. 525)

Vial: 4
Operator: twk-sop525r12
Inst : CSS Instr
Multiplr: 1.00

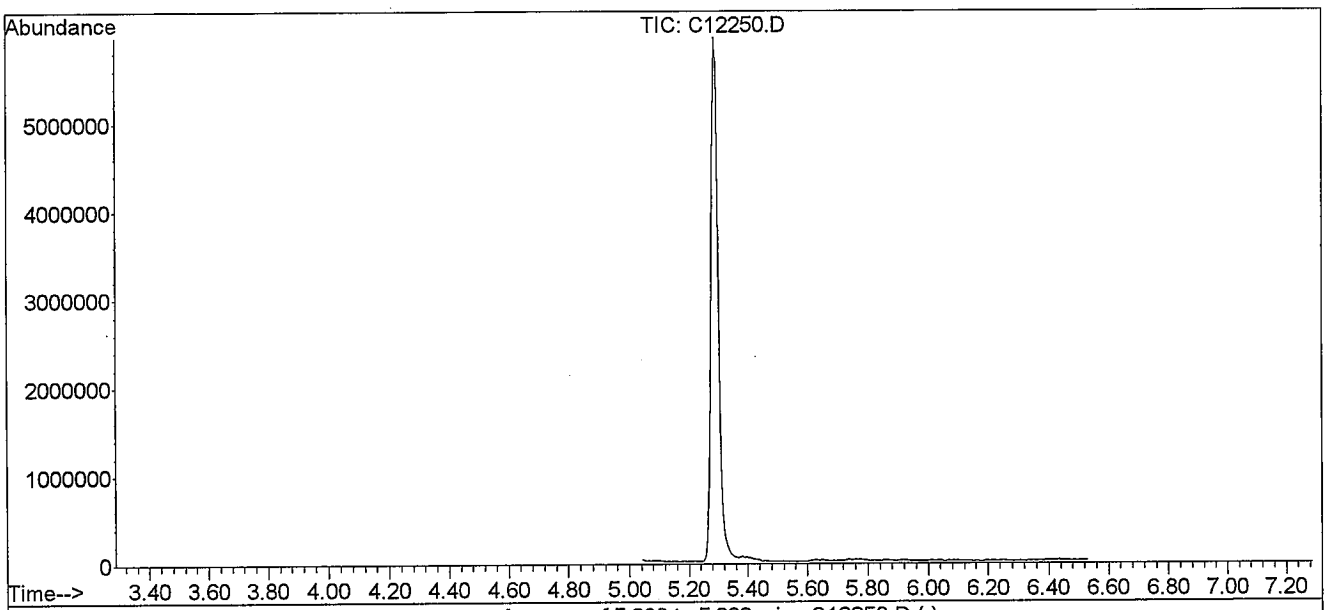

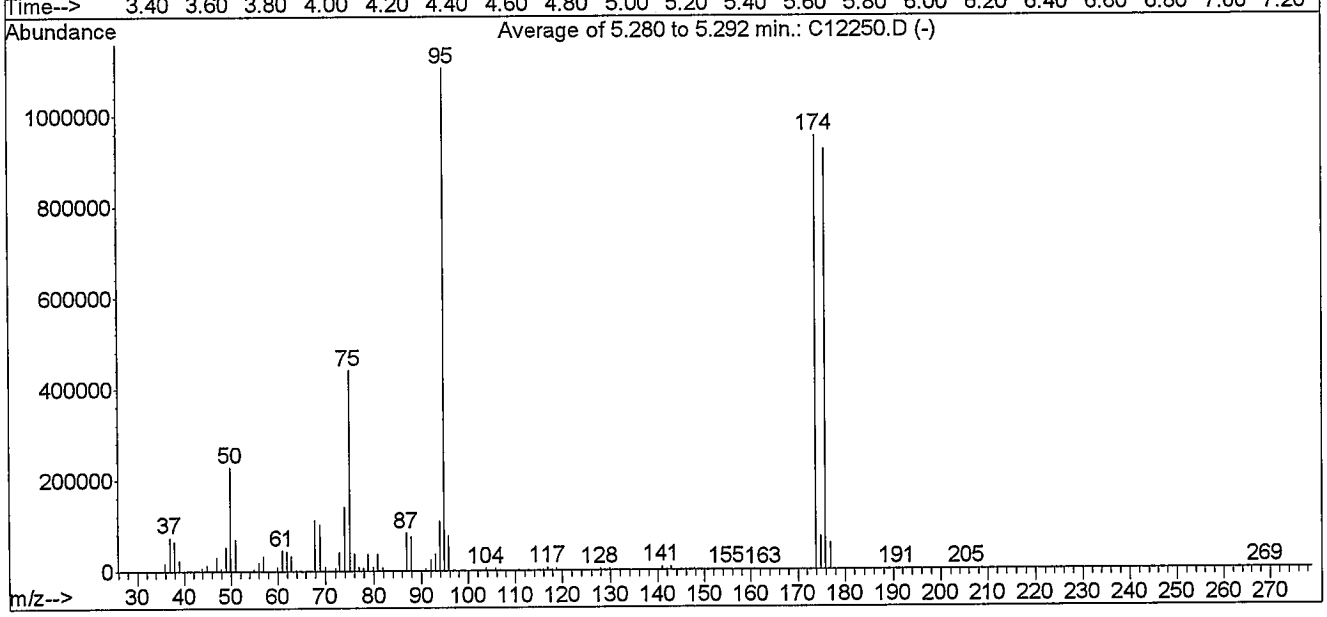

AutoFind: Scans 40, 41, 42; Background Corrected with Scan 32

Target Mass	Rel. to Mass	Lower Limit%	Upper Limit%	Rel. Abn%	Raw Abn	Result Pass/Fail
50	95	15	40	20.6	227968	PASS
75	95	30	60	39.9	440277	PASS
95	95	100	100	100.0	1104341	PASS
96	95	5	9	6.9	76047	PASS
173	174	0.00	2	0.0	0	PASS
174	95	50	100	86.3	952939	PASS
175	174	5	9	7.5	71229	PASS
176	174	95	101	96.8	922795	PASS
177	176	5	9	6.3	58360	PASS

m 9/12/08

C12250.D 082208W.M Fri Sep 12 11:21:41 2008

Quantitation Report (QT Reviewed)

Data File : C:\HPCHEM\1\DATA\091208\C12251.D Vial: 5
Acq On : 12 Sep 2008 10:32 Operator: twk-sop525r12:
Sample : VL080912-3CCS Inst : CSS Instr
Misc : 10mL water - CCV/LCS Multiplr: 1.00
MS Integration Params: ettics.p
Quant Time: Sep 12 11:19 2008 Quant Results File: 082208W.RES

Quant Method : C:\HPCHEM\1\METHODS\082208W.M (RTE Integrator)
Title : GC/MS Volatiles (S.O.P. 525)
Last Update : Thu Sep 11 11:07:04 2008
Response via : Initial Calibration
DataAcq Meth : 082208W

Internal Standards	R.T.	QIon	Response	Conc	Units	Dev(Min)
1) Fluorobenzene	9.36	96	1864367	25.00	ppb	0.00
52) Chlorobenzene-d5	12.50	82	703463	25.00	ppb	0.00
72) 1,4-Dichlorobenzene-d4	14.51	152	544149	25.00	ppb	0.00
System Monitoring Compounds						
34) Dibromofluoromethane	8.55	113	683200	23.65	ppb	0.00
Spiked Amount 25.000	Range 80 - 124		Recovery = 94.60%			
38) 1,2-dichloroethane-d4	9.02	65	406500	22.32	ppb	0.01
Spiked Amount 25.000	Range 62 - 139		Recovery = 89.28%			
53) Toluene-d8	11.06	98	1888440	25.04	ppb	0.00
Spiked Amount 25.000	Range 81 - 119		Recovery = 100.16%			
73) 4-Bromofluorobenzene	13.54	95	635696	26.82	ppb	0.00
Spiked Amount 25.000	Range 78 - 129		Recovery = 107.28%			

Target Compounds						Qvalue
2) Dichlorodifluoromethane	3.42	85	417666	9.26	ppb	97
3) Chloromethane	3.74	50	469073	9.55	ppb	94
4) Vinyl chloride	3.92	62	326894	9.78	ppb	99
5) Bromomethane	4.46	96	217837	10.04	ppb	92
6) Chloroethane	4.61	64	129861	8.86	ppb	89
7) Trichlorofluoromethane	4.94	101	382065	9.06	ppb	98
8) Ethanol	5.18	45	31006	249.56	ppb	100
9) Acrolein	5.60	56	36228	46.15	ppb	92
10) 1,1,2-Trichloro-1,2,2-trif	5.60	101	304314	10.38	ppb	89
11) 1,1-Dichloroethene	5.68	96	245316	9.46	ppb	96
12) Acetone	5.78	58	27814	36.61	ppb	83
13) Iodomethane	5.94	142	568203	10.33	ppb	97
14) Carbon Disulfide	6.03	76	908181	9.14	ppb	98
15) Allyl chloride	6.17	76	146722	9.76	ppb #	75
16) Acetonitrile	6.22	41	190094m	108.42	ppb	
17) Methylene chloride	6.35	84	256961	9.32	ppb	96
18) tert-Butanol	6.39	59	35220	47.77	ppb #	90
19) Methyl-t-butyl-ether	6.60	73	558193	16.40	ppb	98
20) trans-1,2-Dichloroethene	6.66	96	265255	9.54	ppb	92
21) Acrylonitrile	6.72	53	196877	47.36	ppb	88
22) Isopropyl ether	7.16	45	975732	8.70	ppb	99
23) Vinyl Acetate	7.20	43	249665m	8.08	ppb	
24) 1,1-Dichloroethane	7.24	63	568425	9.48	ppb	98
25) Chloroprene	7.32	53	382596	9.44	ppb	96
26) Ethyl tert-butyl ether	7.62	59	539010	8.44	ppb	98
27) 2,2-Dichloropropane	7.96	77	363437	11.11	ppb	99
28) 2-Butanone	7.97	43	222887	36.56	ppb	96
29) cis-1,2-Dichloroethene	7.98	96	304275	9.97	ppb	89
30) Propionitrile	8.13	54	127825	89.85	ppb	94
31) Methacrylonitrile	8.28	67	36966	9.34	ppb #	72
32) Bromochloromethane	8.29	128	122723	9.50	ppb	93
33) Chloroform	8.34	83	501262	9.73	ppb	97
35) 1,1,1-Trichloroethane	8.58	97	347182	9.26	ppb	96
36) Carbon tetrachloride	8.75	117	316823	9.41	ppb	99
37) 1,1-Dichloropropene	8.78	75	345911	9.37	ppb	92
39) Isobutyl alcohol	8.81	43	86694	193.84	ppb #	85
40) tert-Amyl methyl ether	9.08	87	61398	8.44	ppb #	53
41) Benzene	9.04	78	981407	9.02	ppb	98
42) 1,2-Dichloroethane	9.11	62	224148	9.09	ppb	91
43) Trichloroethene	9.77	95	279869	9.24	ppb	93

(#) = qualifier out of range (m) = manual integration

m 9/12/08

Quantitation Report (QT Reviewed)

Data File : C:\HPCHEM\1\DATA\091208\C12251.D
Acq On : 12 Sep 2008 10:32
Sample : VL080912-3CCS
Misc : 10mL water - CCV/LCS
MS Integration Params: ettics.p
Quant Time: Sep 12 11:19 2008

Vial: 5
Operator: twk-sop525r12:
Inst : CSS Instr
Multiplr: 1.00
Quant Results File: 082208W.RES

Quant Method : C:\HPCHEM\1\METHODS\082208W.M (RTE Integrator)
Title : GC/MS Volatiles (S.O.P. 525)
Last Update : Thu Sep 11 11:07:04 2008
Response via : Initial Calibration
DataAcq Meth : 082208W

	Compound	R.T.	QIon	Response	Conc	Unit		Qvalue
44)	1,2-Dichloropropane	10.07	63	302529	9.75	ppb	#	97
45)	Methyl methacrylate	10.08	69	58991	9.08	ppb	#	68
46)	1,4-Dioxane	10.18	88	16714	280.63	ppb	#	73
47)	Dibromomethane	10.22	93	138482	9.33	ppb		90
48)	Bromodichloromethane	10.33	83	295899	9.48	ppb		85
49)	2-Chloroethyl vinyl ether	10.61	63	88295	9.14	ppb		84
50)	cis-1,3-Dichloropropene	10.81	75	322638	9.41	ppb		96
51)	4-Methyl-2-Pentanone	10.92	43	492554	36.98	ppb		93
54)	Toluene	11.13	91	1008945	9.67	ppb		99
55)	Ethyl methacrylate	11.34	69	130217	7.90	ppb	#	91
56)	trans-1,3-Dichloropropene	11.37	75	215422	8.63	ppb		98
57)	1,1,2-Trichloroethane	11.57	83	134002	8.78	ppb		97
58)	Tetrachloroethene	11.66	164	199400	8.84	ppb		97
59)	2-Hexanone	11.75	58	141369	36.18	ppb		94
60)	1,3-Dichloropropane	11.75	76	220215	9.15	ppb		92
61)	Dibromochloromethane	11.96	129	196624	8.47	ppb		91
62)	1,2-Dibromoethane	12.11	107	149116	8.16	ppb		94
63)	1-Chlorohexane	12.41	91	359582	9.42	ppb		96
64)	Chlorobenzene	12.53	112	625244	9.11	ppb		96
65)	Ethylbenzene	12.56	91	1029626	9.20	ppb		98
66)	1,1,1,2-Tetrachloroethane	12.59	131	194148	8.78	ppb		95
67)	m,p-Xylene	12.67	106	778979	19.19	ppb		99
68)	o-Xylene	13.04	106	358115	8.61	ppb		98
69)	Styrene	13.06	104	524846	8.97	ppb		97
70)	Bromoform	13.29	173	95015	8.27	ppb	#	90
71)	Isopropylbenzene	13.33	105	880440	8.85	ppb		100
74)	1,1,2,2-Tetrachloroethane	13.64	83	154189	8.65	ppb		91
75)	trans-1,4-Dichloro-2-buten	13.69	53	36344	9.09	ppb		93
76)	n-Propylbenzene	13.69	91	1227207	9.61	ppb		99
77)	1,2,3-Trichloropropane	13.71	110	23678	7.50	ppb		84
78)	Bromobenzene	13.69	156	215113	9.04	ppb		97
79)	1,3,5-Trimethylbenzene	13.82	105	810144	9.77	ppb		99
80)	2-Chlorotoluene	13.83	126	246121	9.69	ppb		94
81)	4-Chlorotoluene	13.92	126	228524	9.70	ppb		89
82)	tert-Butylbenzene	14.10	134	123424	9.71	ppb		78
83)	1,2,4-Trimethylbenzene	14.15	105	721306	9.20	ppb		100
84)	sec-Butylbenzene	14.28	105	995135	9.16	ppb		98
85)	p-Isopropyltoluene	14.38	119	783630	9.35	ppb		97
86)	1,3-Dichlorobenzene	14.46	146	408479	9.30	ppb		97
87)	1,4-Dichlorobenzene	14.53	146	353282	8.54	ppb		98
88)	n-Butylbenzene	14.72	91	833044	9.75	ppb		98
89)	1,2-Dichlorobenzene	14.87	146	339355	9.12	ppb		96
90)	Hexachloroethane	15.06	201	136799	9.25	ppb		95
91)	1,2-Dibromo-3-chloropropan	15.56	157	17718	8.74	ppb		80
92)	1,2,4-Trichlorobenzene	16.32	180	223381	9.68	ppb		88
93)	Hexachlorobutadiene	16.38	225	134619	8.79	ppb		96
94)	Naphthalene	16.61	128	236119	8.99	ppb		100
95)	1,2,3-Trichlorobenzene	16.87	180	163120	9.08	ppb		97

(#) = qualifier out of range (m) = manual integration

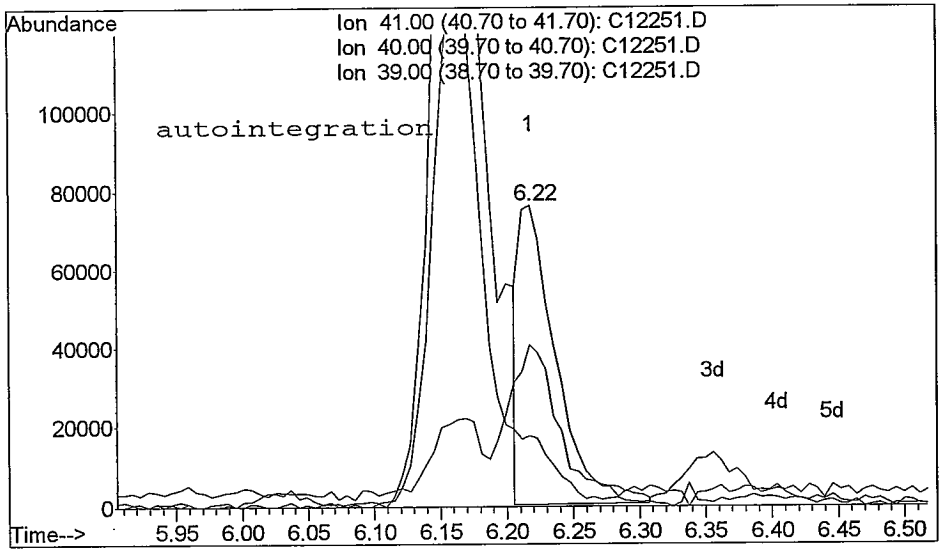

TIC: C12251.D

(16) Acetonitrile
6.22min 83.31ppb
response 146057

Ion	Exp%	Act%
41.00	100	100
40.00	50.90	47.60
39.00	23.20	21.89
0.00	0.00	0.00

Reason for manual re-integration?

[] missed peak assignment

[] peak saturation (detector shutdown)

[] over-integrated peak's area

[✓] under-integrated peak's area

[] other (_____)

initials: m date: 9 / 12 / 08

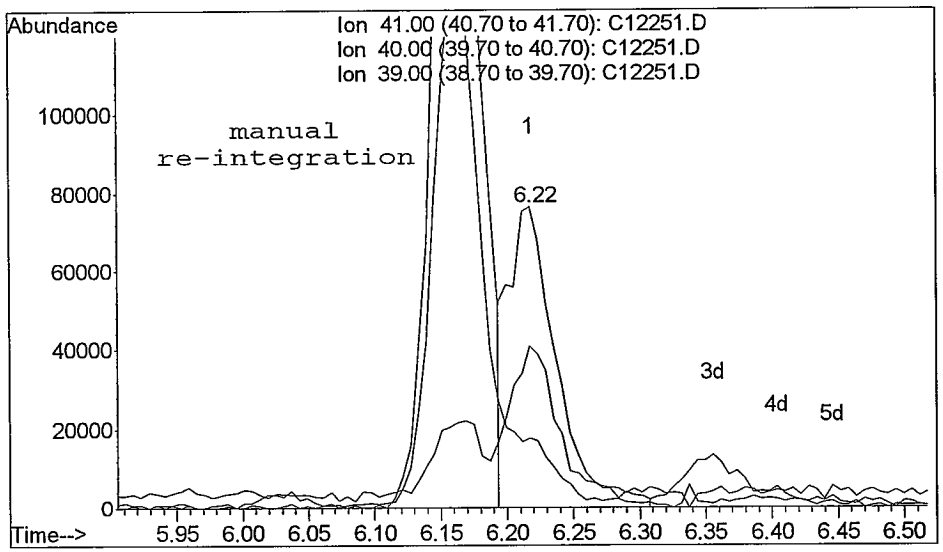

TIC: C12251.D

(16) Acetonitrile
6.22min 108.42ppb m
response 190094

Ion	Exp%	Act%
41.00	100	100
40.00	50.90	53.17
39.00	23.20	23.05
0.00	0.00	0.00

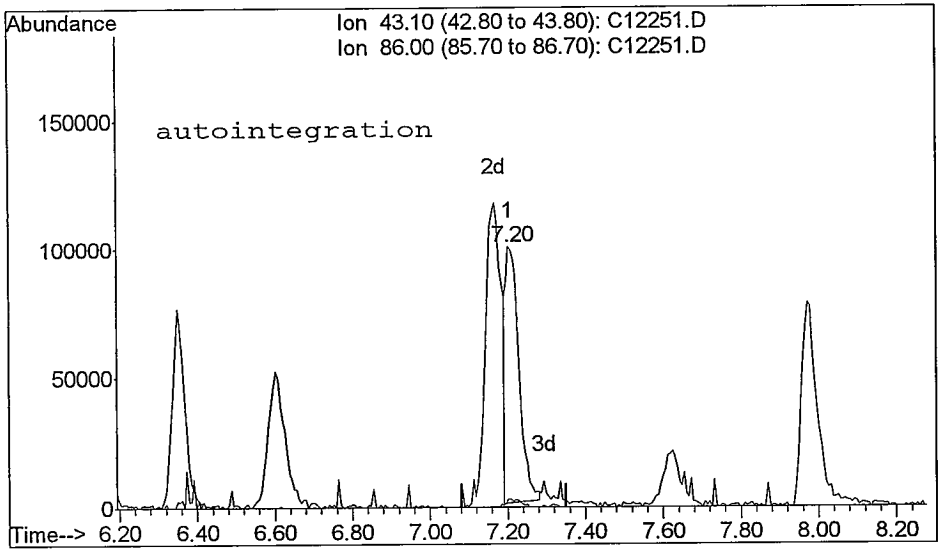

TIC: C12251.D

(23) Vinyl Acetate (T)
7.20min 7.61ppb
response 236308

Ion	Exp%	Act%
43.10	100	100
86.00	4.30	3.48
0.00	0.00	0.00
0.00	0.00	0.00

Reason for manual re-integration?

[] missed peak assignment

[] peak saturation (detector shutdown)

[] over-integrated peak's area

[X] under-integrated peak's area

[] other (_____)

initials: m date: 9 / 12 / 08

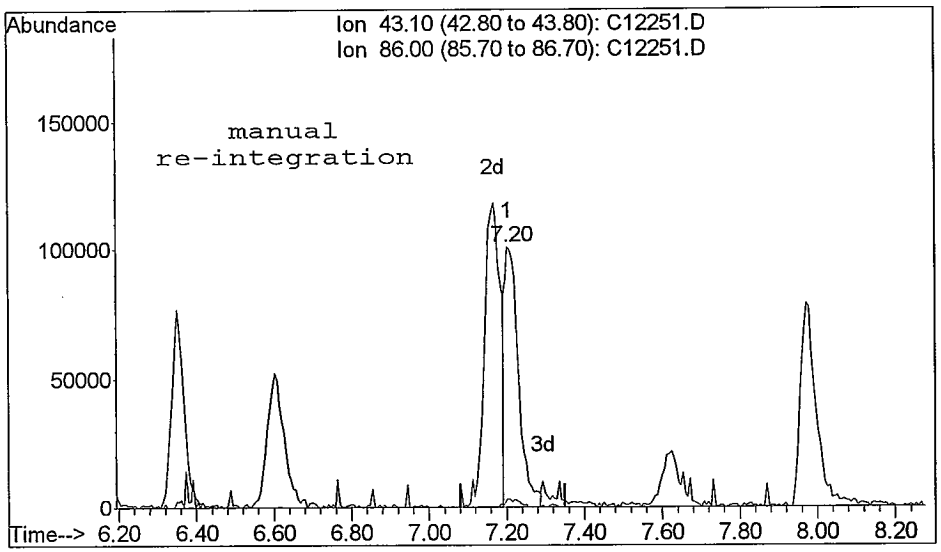

TIC: C12251.D

(23) Vinyl Acetate (T)
7.20min 8.08ppb m
response 249665

Ion	Exp%	Act%
43.10	100	100
86.00	4.30	3.27
0.00	0.00	0.00
0.00	0.00	0.00

Quantitation Report

Data File : C:\HPCHEM\1\DATA\091208\C12251.D
Acq On : 12 Sep 2008 10:32
Sample : VL080912-3CCS
Misc : 10mL water - CCV/LCS
MS Integration Params: ettics.p
Quant Time: Sep 12 11:19 2008

Vial: 5
Operator: twk-sop525r12:
Inst : CSS Instr
Multiplr: 1.00

Quant Results File: 082208W.RES

Method : C:\HPCHEM\1\METHODS\082208W.M (RTE Integrator)
Title : GC/MS Volatiles (S.O.P. 525)
Last Update : Thu Sep 11 11:07:04 2008
Response via : Initial Calibration

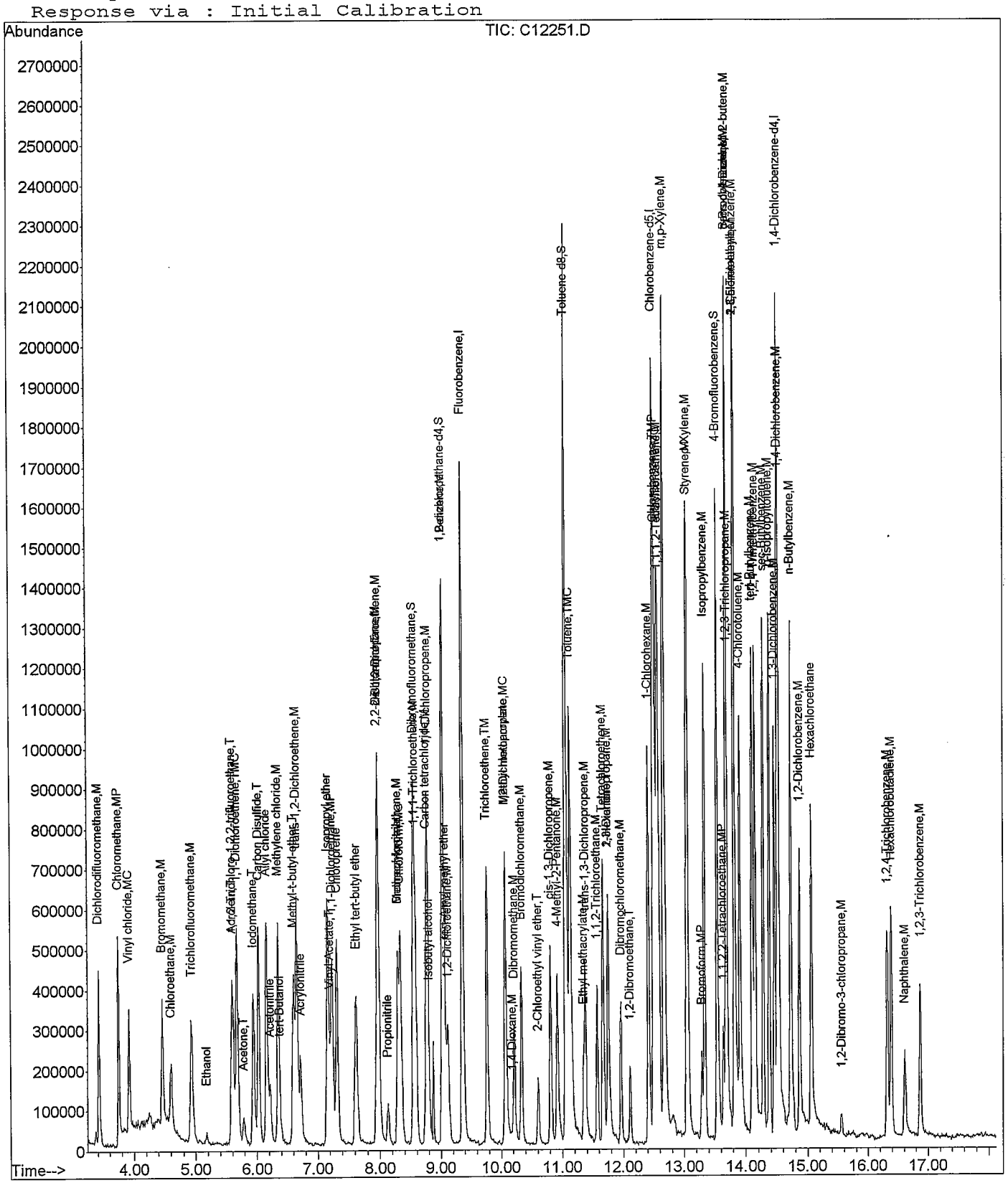

Sample Raw Data

Quantitation Report (Not Reviewed)

Data File : C:\HPCHEM\1\DATA\091208\C12254.D
Acq On : 12 Sep 2008 11:41
Sample : VL080912-3MB
Misc : 10mL water
MS Integration Params: ettics.p
Quant Time: Sep 12 12:00 2008

Vial: 8
Operator: twk-sop525r12:
Inst : CSS Instr
Multiplr: 1.00

Quant Results File: 082208W.RES

Quant Method : C:\HPCHEM\1\METHODS\082208W.M (RTE Integrator)
Title : GC/MS Volatiles (S.O.P. 525)
Last Update : Fri Sep 12 11:20:53 2008
Response via : Initial Calibration
DataAcq Meth : 082208W

Internal Standards	R.T.	QIon	Response	Conc	Units	Dev(Min)
1) Fluorobenzene	9.37	96	1806700	25.00	ppb	0.00
52) Chlorobenzene-d5	12.50	82	751020	25.00	ppb	0.00
72) 1,4-Dichlorobenzene-d4	14.51	152	566425	25.00	ppb	0.00

System Monitoring Compounds

34) Dibromofluoromethane	8.55	113	670632	23.95	ppb	0.00
Spiked Amount 25.000	Range 80 - 124		Recovery = 95.80%			
38) 1,2-dichloroethane-d4	9.02	65	404195	22.90	ppb	0.00
Spiked Amount 25.000	Range 62 - 139		Recovery = 91.60%			
53) Toluene-d8	11.06	98	1831547	22.75	ppb	0.00
Spiked Amount 25.000	Range 81 - 119		Recovery = 91.00%			
73) 4-Bromofluorobenzene	13.54	95	620759	25.16	ppb	0.00
Spiked Amount 25.000	Range 78 - 129		Recovery = 100.64%			

Target Compounds Qvalue

ar 9/12/08

(#) = qualifier out of range (m) = manual integration

Quantitation Report

Data File : C:\HPCHEM\1\DATA\091208\C12254.D
Acq On : 12 Sep 2008 11:41
Sample : VL080912-3MB
Misc : 10mL water
MS Integration Params: ettics.p
Quant Time: Sep 12 12:00 2008

Vial: 8
Operator: twk-sop525r12:
Inst : CSS Instr
Multiplr: 1.00
Quant Results File: 082208W.RES

Method : C:\HPCHEM\1\METHODS\082208W.M (RTE Integrator)
Title : GC/MS Volatiles (S.O.P. 525)
Last Update : Fri Sep 12 11:20:53 2008
Response via : Initial Calibration



Quantitation Report (Not Reviewed)

Data File : C:\HPCHEM\1\DATA\091208\C12255.D
Acq On : 12 Sep 2008 12:05
Sample : 0809093-4
Misc : 10mL water
MS Integration Params: ettics.p
Quant Time: Sep 12 12:25 2008

Vial: 9
Operator: twk-sop525r12:
Inst : CSS Instr
Multiplr: 1.00

Quant Results File: 082208W.RES

Quant Method : C:\HPCHEM\1\METHODS\082208W.M (RTE Integrator)
Title : GC/MS Volatiles (S.O.P. 525)
Last Update : Fri Sep 12 11:20:53 2008
Response via : Initial Calibration
DataAcq Meth : 082208W

Internal Standards	R.T.	QIon	Response	Conc Units	Dev(Min)
1) Fluorobenzene	9.37	96	1858549	25.00 ppb	0.00
52) Chlorobenzene-d5	12.50	82	709524	25.00 ppb	0.00
72) 1,4-Dichlorobenzene-d4	14.51	152	523535	25.00 ppb	0.00
System Monitoring Compounds					
34) Dibromofluoromethane	8.55	113	703421	24.42 ppb	0.00
Spiked Amount 25.000	Range 80 - 124		Recovery = 97.68%		
38) 1,2-dichloroethane-d4	9.03	65	437168	24.08 ppb	0.00
Spiked Amount 25.000	Range 62 - 139		Recovery = 96.32%		
53) Toluene-d8	11.06	98	1815315	23.86 ppb	0.00
Spiked Amount 25.000	Range 81 - 119		Recovery = 95.44%		
73) 4-Bromofluorobenzene	13.54	95	628695	27.57 ppb	0.00
Spiked Amount 25.000	Range 78 - 129		Recovery = 110.28%		

Target Compounds					Qvalue	
17) Methylene chloride	6.35	84	15675	0.57 ppb		96
23) Vinyl Acetate	7.14	43	3370	Below Cal	# No	92
41) Benzene	9.04	78	36606	0.34 ppb		91
54) Toluene	11.13	91	55465	0.53 ppb		86

m 9/12/08

(#) = qualifier out of range (m) = manual integration
C12255.D 082208W.M Fri Sep 12 12:25:45 2008

Quantitation Report

Data File : C:\HPCHEM\1\DATA\091208\C12255.D
Acq On : 12 Sep 2008 12:05
Sample : 0809093-4
Misc : 10mL water
MS Integration Params: ettics.p
Quant Time: Sep 12 12:25 2008

Vial: 9
Operator: twk-sop525r12:
Inst : CSS Instr
Multiplr: 1.00
Quant Results File: 082208W.RES

Method : C:\HPCHEM\1\METHODS\082208W.M (RTE Integrator)
Title : GC/MS Volatiles (S.O.P. 525)
Last Update : Fri Sep 12 11:20:53 2008
Response via : Initial Calibration



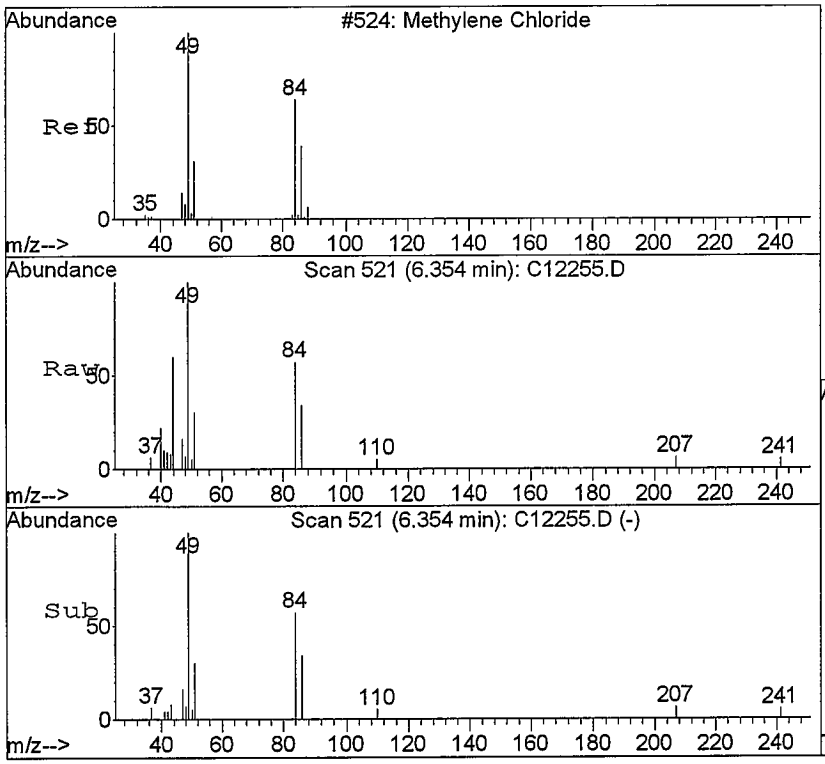

#17
Methylene chloride
Concen: 0.57 ppb
RT: 6.35 min Scan# 521
Delta R.T. 0.01 min
Lab File: C12255.D
Acq: 12 Sep 2008 12:05

Tgt Ion: 84 Resp: 15675

Ion	Ratio	Lower	Upper
84	100		
49	176.0	103.7	241.9
86	59.1	40.1	93.7
51	52.9	32.5	75.9

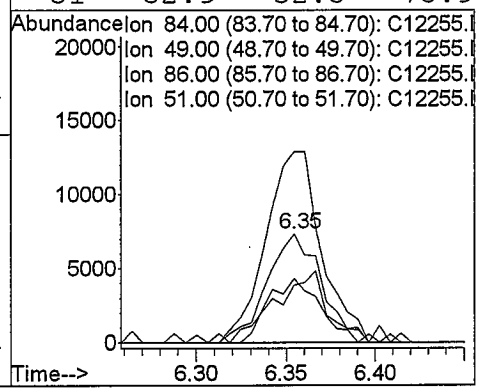

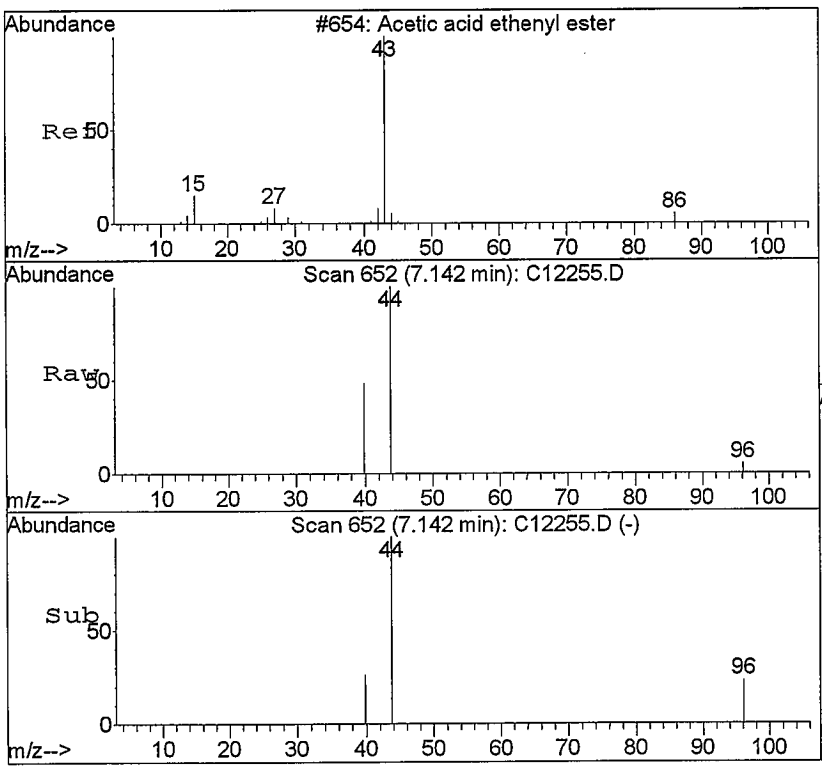

#23
Vinyl Acetate
Concen: Below Cal
RT: 7.14 min Scan# 652
Delta R.T. -0.06 min
Lab File: C12255.D
Acq: 12 Sep 2008 12:05

NO

Tgt Ion: 43 Resp: 3370

Ion	Ratio	Lower	Upper
43	100		
86	0.0	1.6	3.6#

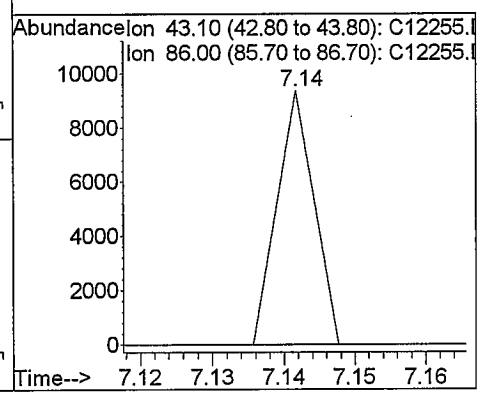

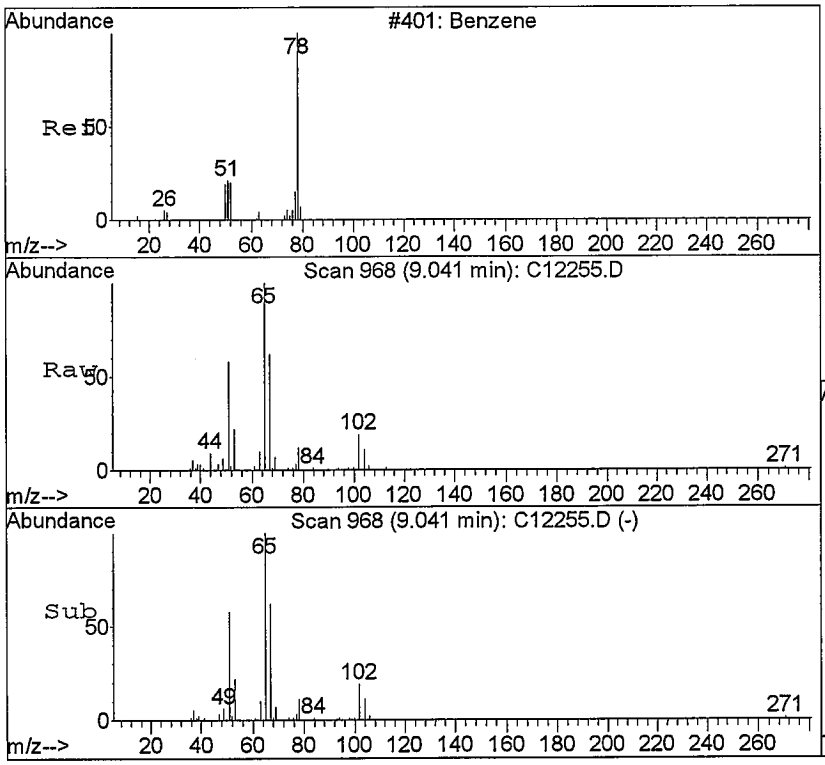

#41
Benzene
Concen: 0.34 ppb
RT: 9.04 min Scan# 968
Delta R.T. -0.00 min
Lab File: C12255.D
Acq: 12 Sep 2008 12:05

Tgt Ion: 78 Resp: 36606

Ion	Ratio	Lower	Upper
78	100		
52	15.9	11.9	27.9
77	27.1	13.3	31.1

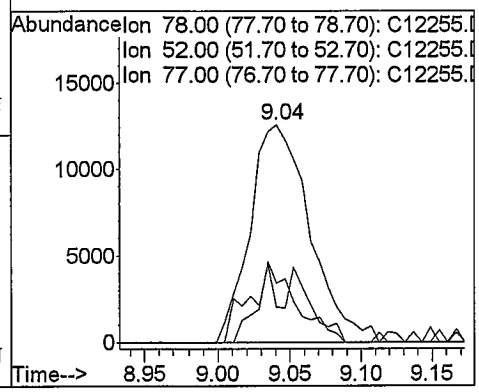

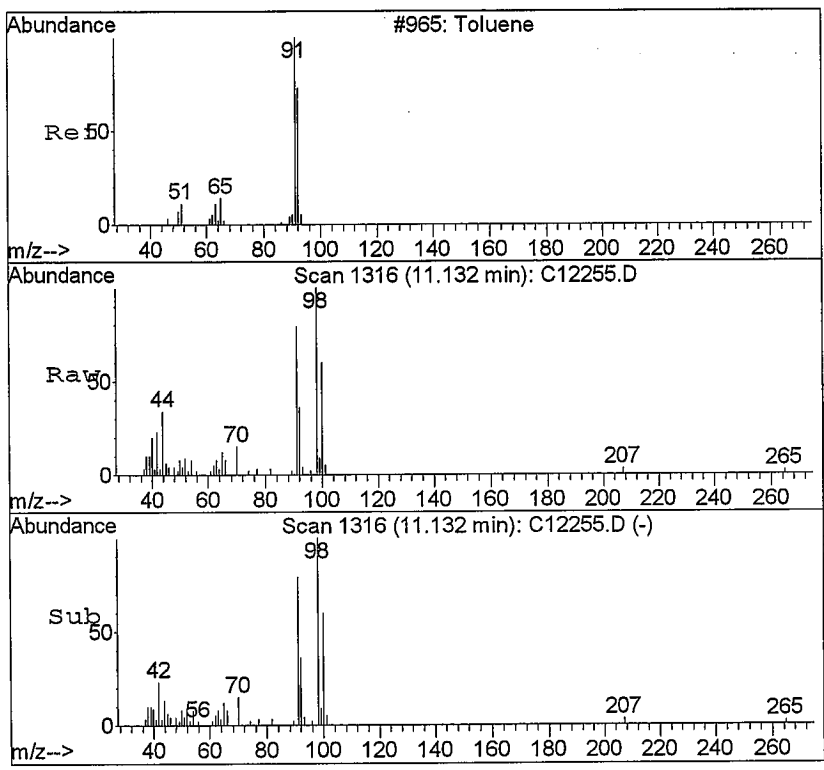

#54
Toluene
Concen: 0.53 ppb
RT: 11.13 min Scan# 1316
Delta R.T. 0.01 min
Lab File: C12255.D
Acq: 12 Sep 2008 12:05

Tgt Ion: 91 Resp: 55465

Ion	Ratio	Lower	Upper
91	100		
92	45.4	34.4	80.4
65	14.9	7.7	17.9

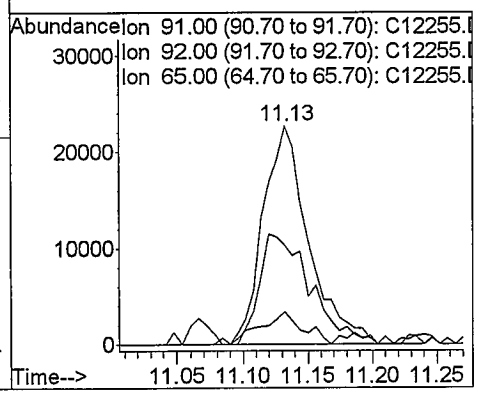

Quantitation Report (Not Reviewed)

Data File : C:\HPCHEM\1\DATA\091208\C12256.D
Acq On : 12 Sep 2008 12:28
Sample : 0809093-8
Misc : 10mL water
MS Integration Params: ettics.p
Quant Time: Sep 12 12:59 2008

Vial: 10
Operator: twk-sop525r12:
Inst : CSS Instr
Multiplr: 1.00

Quant Results File: 082208W.RES

Quant Method : C:\HPCHEM\1\METHODS\082208W.M (RTE Integrator)
Title : GC/MS Volatiles (S.O.P. 525)
Last Update : Fri Sep 12 11:20:53 2008
Response via : Initial Calibration
DataAcq Meth : 082208W

Internal Standards	R.T.	QIon	Response	Conc	Units	Dev(Min)
1) Fluorobenzene	9.36	96	1706456	25.00	ppb	0.00
52) Chlorobenzene-d5	12.50	82	670224	25.00	ppb	0.00
72) 1,4-Dichlorobenzene-d4	14.51	152	512942	25.00	ppb	0.00
System Monitoring Compounds						
34) Dibromofluoromethane	8.56	113	644483	24.37	ppb	0.00
Spiked Amount 25.000	Range 80 - 124		Recovery = 97.48%			
38) 1,2-dichloroethane-d4	9.03	65	426656	25.59	ppb	0.00
Spiked Amount 25.000	Range 62 - 139		Recovery = 102.36%			
53) Toluene-d8	11.06	98	1758171	24.47	ppb	0.00
Spiked Amount 25.000	Range 81 - 119		Recovery = 97.88%			
73) 4-Bromofluorobenzene	13.54	95	635625	28.45	ppb	0.00
Spiked Amount 25.000	Range 78 - 129		Recovery = 113.80%			
Target Compounds						Qvalue
12) Acetone	5.79	58	2952	4.24	ppb	34
17) Methylene chloride	6.36	84	6275	0.25	ppb	# 86
23) Vinyl Acetate	7.18	43	3116	Below Cal		# NO 92

am 9/12/08

(#) = qualifier out of range (m) = manual integration

Quantitation Report

Data File : C:\HPCHEM\1\DATA\091208\C12256.D
Acq On : 12 Sep 2008 12:28
Sample : 0809093-8
Misc : 10mL water
MS Integration Params: ettics.p
Quant Time: Sep 12 12:59 2008

Vial: 10
Operator: twk-sop525r12:
Inst : CSS Instr
Multiplr: 1.00
Quant Results File: 082208W.RES

Method : C:\HPCHEM\1\METHODS\082208W.M (RTE Integrator)
Title : GC/MS Volatiles (S.O.P. 525)
Last Update : Fri Sep 12 11:20:53 2008
Response via : Initial Calibration



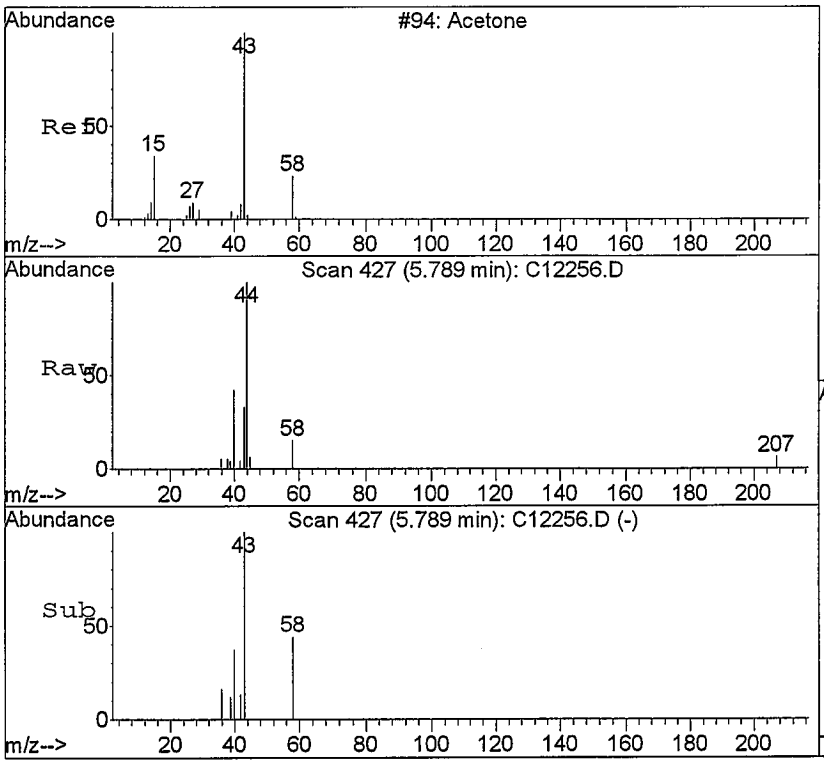

#12
Acetone
Concen: 4.24 ppb
RT: 5.79 min Scan# 427
Delta R.T. 0.00 min
Lab File: C12256.D
Acq: 12 Sep 2008 12:28

Tgt Ion: 58 Resp: 2952

Ion	Ratio	Lower	Upper
58	100		
43	225.9	0.0	2319.3

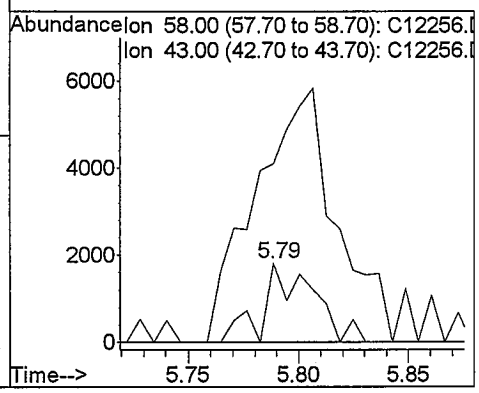

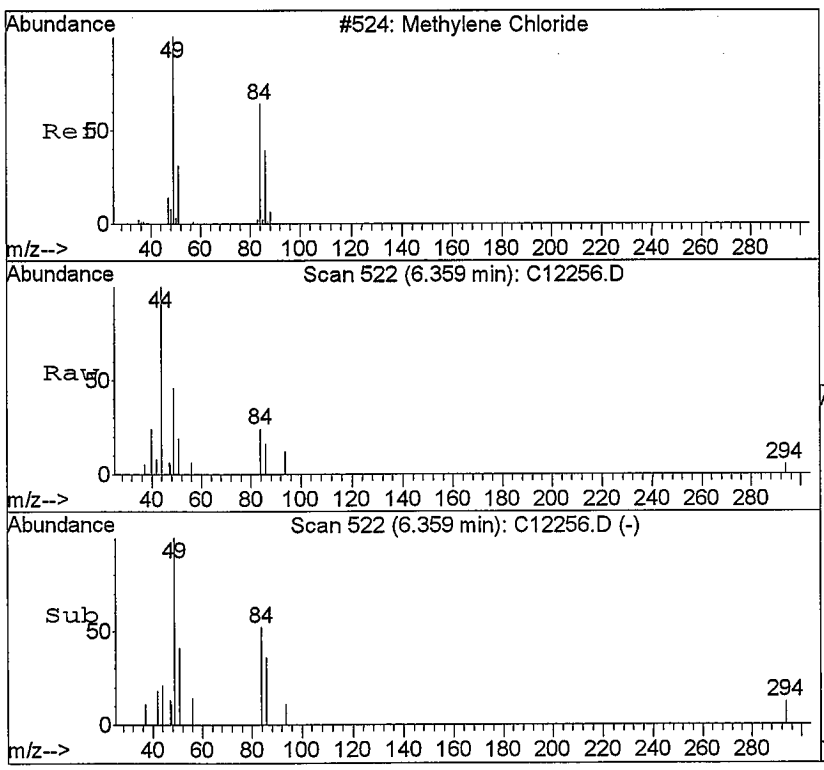

#17
Methylene chloride
Concen: 0.25 ppb
RT: 6.36 min Scan# 522
Delta R.T. 0.01 min
Lab File: C12256.D
Acq: 12 Sep 2008 12:28

Tgt Ion: 84 Resp: 6275

Ion	Ratio	Lower	Upper
84	100		
49	190.9	103.7	241.9
86	67.9	40.1	93.7
51	79.0	32.5	75.9#

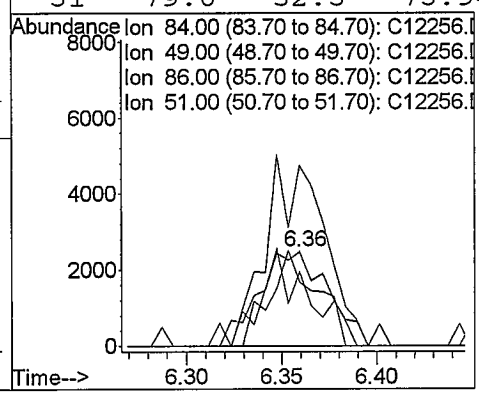

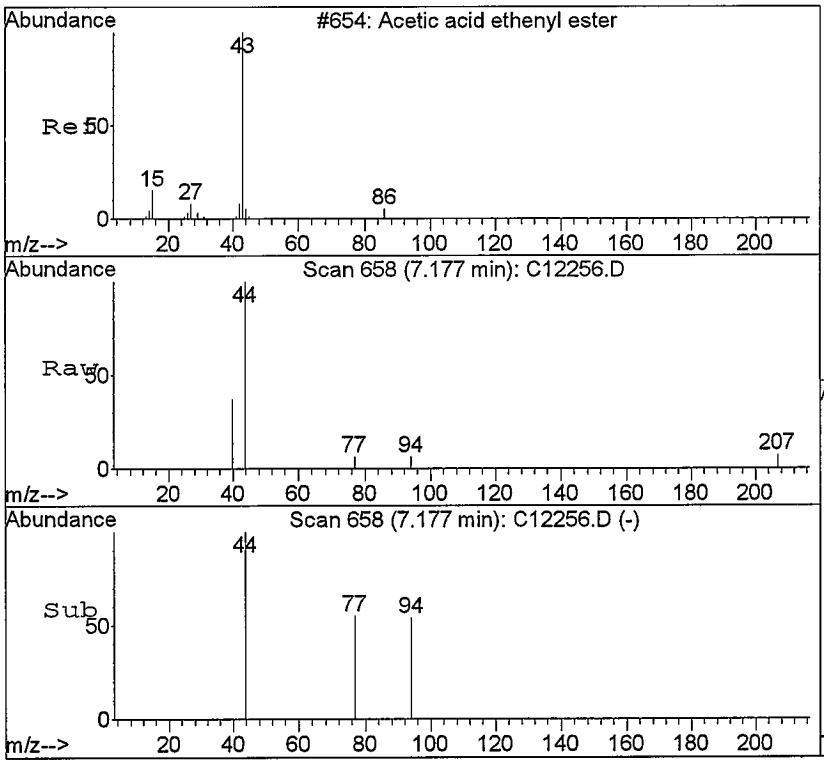

#23
Vinyl Acetate
Concen: Below Cal
RT: 7.18 min Scan# 658
Delta R.T. -0.03 min
Lab File: C12256.D
Acq: 12 Sep 2008 12:28

NO

Tgt Ion: 43 Resp: 3116

Ion	Ratio	Lower	Upper
43	100		
86	0.0	1.6	3.6#

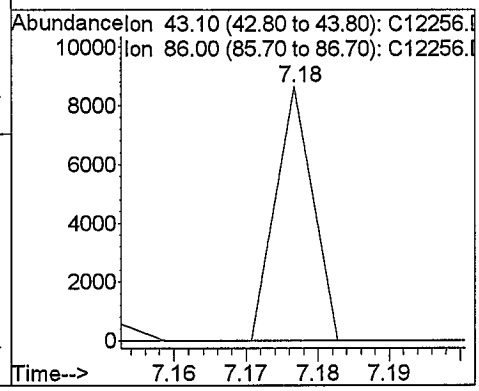

Quantitation Report (Not Reviewed)

Data File : C:\HPCHEM\1\DATA\091208\C12260.D
Acq On : 12 Sep 2008 14:01
Sample : 0809093-1
Misc : 10mL water
MS Integration Params: ettics.p
Quant Time: Sep 12 15:57 2008

Vial: 13
Operator: twk-sop525r12:
Inst : CSS Instr
Multiplr: 1.00

Quant Results File: 082208W.RES

Quant Method : C:\HPCHEM\1\METHODS\082208W.M (RTE Integrator)
Title : GC/MS Volatiles (S.O.P. 525)
Last Update : Fri Sep 12 11:20:53 2008
Response via : Initial Calibration
DataAcq Meth : 082208W

Internal Standards	R.T.	QIon	Response	Conc	Units	Dev(Min)
1) Fluorobenzene	9.36	96	1679659	25.00	ppb	0.00
52) Chlorobenzene-d5	12.51	82	686396	25.00	ppb	0.00
72) 1,4-Dichlorobenzene-d4	14.51	152	550083	25.00	ppb	0.00

System Monitoring Compounds

34) Dibromofluoromethane	8.55	113	670501	25.76	ppb	0.00
Spiked Amount 25.000	Range 80 - 124		Recovery = 103.04%			
38) 1,2-dichloroethane-d4	9.03	65	421331	25.68	ppb	0.00
Spiked Amount 25.000	Range 62 - 139		Recovery = 102.72%			
53) Toluene-d8	11.06	98	1815781	24.67	ppb	0.00
Spiked Amount 25.000	Range 81 - 119		Recovery = 98.68%			
73) 4-Bromofluorobenzene	13.54	95	616670	25.74	ppb	0.00
Spiked Amount 25.000	Range 78 - 129		Recovery = 102.96%			

Target Compounds Qvalue

m 9/12/08

(#) = qualifier out of range (m) = manual integration
C12260.D 082208W.M Fri Sep 12 15:57:47 2008

Quantitation Report

Data File : C:\HPCHEM\1\DATA\091208\C12260.D
Acq On : 12 Sep 2008 14:01
Sample : 0809093-1
Misc : 10mL water
MS Integration Params: ettics.p
Quant Time: Sep 12 15:57 2008

Vial: 13
Operator: twk-sop525r12:
Inst : CSS Instr
Multiplr: 1.00
Quant Results File: 082208W.RES

Method : C:\HPCHEM\1\METHODS\082208W.M (RTE Integrator)
Title : GC/MS Volatiles (S.O.P. 525)
Last Update : Fri Sep 12 11:20:53 2008
Response via : Initial Calibration



Quantitation Report (Not Reviewed)

Data File : C:\HPCHEM\1\DATA\091208\C12261.D
Acq On : 12 Sep 2008 14:25
Sample : 0809093-7
Misc : 10mL water
MS Integration Params: ettics.p
Quant Time: Sep 12 15:57 2008

Vial: 14
Operator: twk-sop525r12:
Inst : CSS Instr
Multiplr: 1.00

Quant Results File: 082208W.RES

Quant Method : C:\HPCHEM\1\METHODS\082208W.M (RTE Integrator)
Title : GC/MS Volatiles (S.O.P. 525)
Last Update : Fri Sep 12 11:20:53 2008
Response via : Initial Calibration
DataAcq Meth : 082208W

Internal Standards	R.T.	QIon	Response	Conc	Units	Dev(Min)
1) Fluorobenzene	9.36	96	1708975	25.00	ppb	0.00
52) Chlorobenzene-d5	12.50	82	685879	25.00	ppb	0.00
72) 1,4-Dichlorobenzene-d4	14.52	152	524786	25.00	ppb	0.00
System Monitoring Compounds						
34) Dibromofluoromethane	8.55	113	662335	25.01	ppb	0.00
Spiked Amount 25.000	Range 80 - 124		Recovery = 100.04%			
38) 1,2-dichloroethane-d4	9.03	65	445725	26.70	ppb	0.00
Spiked Amount 25.000	Range 62 - 139		Recovery = 106.80%			
53) Toluene-d8	11.06	98	1736146	23.61	ppb	0.00
Spiked Amount 25.000	Range 81 - 119		Recovery = 94.44%			
73) 4-Bromofluorobenzene	13.54	95	618957	27.08	ppb	0.00
Spiked Amount 25.000	Range 78 - 129		Recovery = 108.32%			

Target Compounds						Qvalue
12) Acetone	5.78	58	25085	36.02	ppb	90
28) 2-Butanone	7.99	43	58401	10.45	ppb	99
41) Benzene	9.04	78	75589	0.76	ppb	89
54) Toluene	11.13	91	136607	1.34	ppb	98
67) m,p-Xylene	12.68	106	28813	0.73	ppb	89
74) 1,1,2,2-Tetrachloroethane	13.63	83	3030	0.18	ppb	#NO 28

m 9/12/08

(#) = qualifier out of range (m) = manual integration

Quantitation Report

Data File : C:\HPCHEM\1\DATA\091208\C12261.D
Acq On : 12 Sep 2008 14:25
Sample : 0809093-7
Misc : 10mL water
MS Integration Params: ettics.p
Quant Time: Sep 12 15:57 2008

Vial: 14
Operator: twk-sop525r12:
Inst : CSS Instr
Multiplr: 1.00
Quant Results File: 082208W.RES

Method : C:\HPCHEM\1\METHODS\082208W.M (RTE Integrator)
Title : GC/MS Volatiles (S.O.P. 525)
Last Update : Fri Sep 12 11:20:53 2008
Response via : Initial Calibration



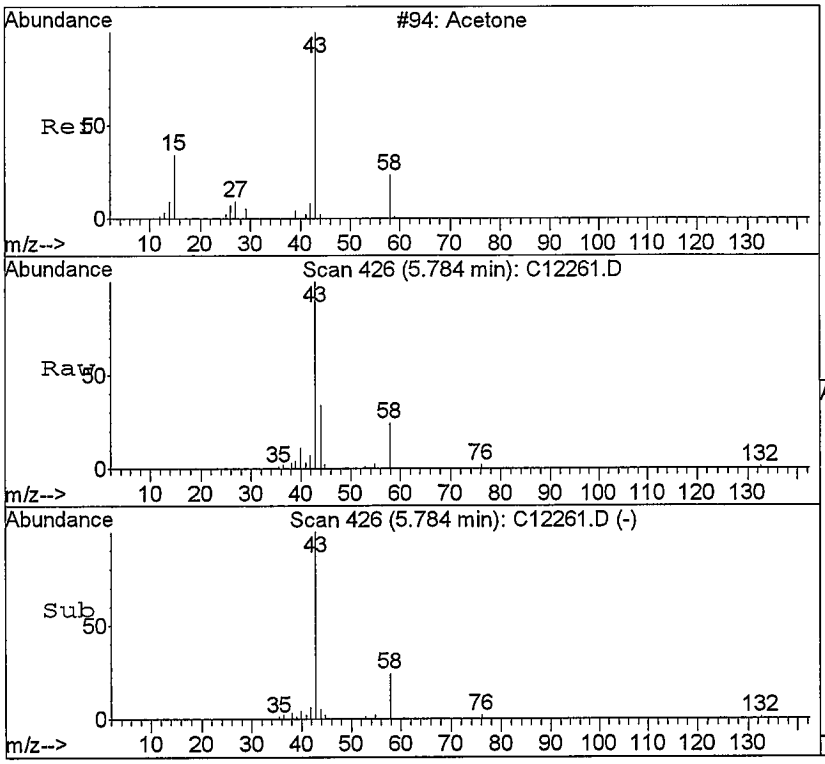

#12
Acetone
Concen: 36.02 ppb
RT: 5.78 min Scan# 426
Delta R.T. 0.00 min
Lab File: C12261.D
Acq: 12 Sep 2008 14:25

Tgt Ion: 58 Resp: 25085

Ion	Ratio	Lower	Upper
58	100		
43	398.7	0.0	2319.3

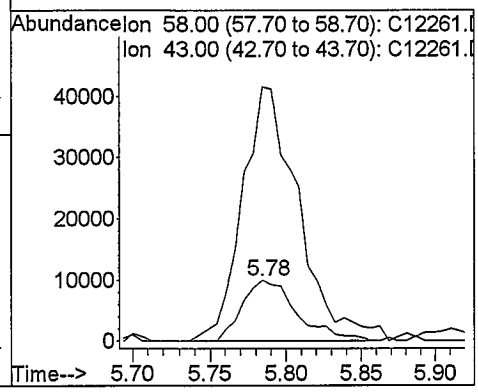

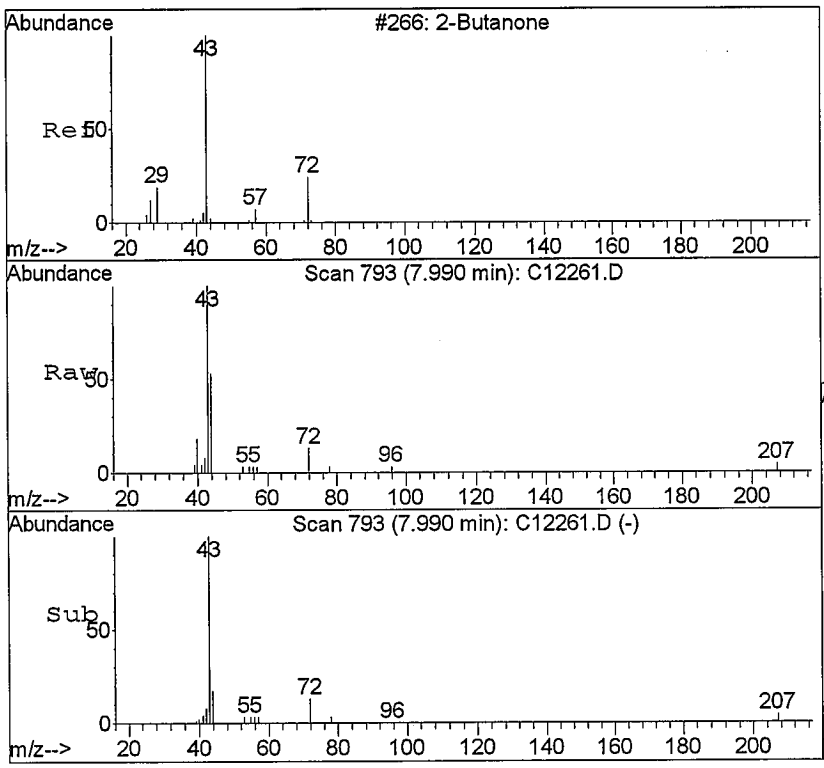

#28
2-Butanone
Concen: 10.45 ppb
RT: 7.99 min Scan# 793
Delta R.T. 0.01 min
Lab File: C12261.D
Acq: 12 Sep 2008 14:25

Tgt Ion: 43 Resp: 58401

Ion	Ratio	Lower	Upper
43	100		
72	13.0	8.0	18.6
57	2.6	2.2	5.2

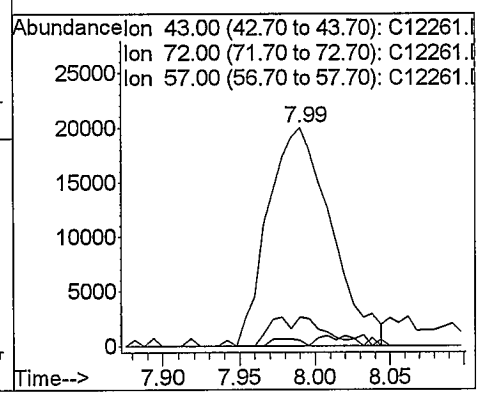

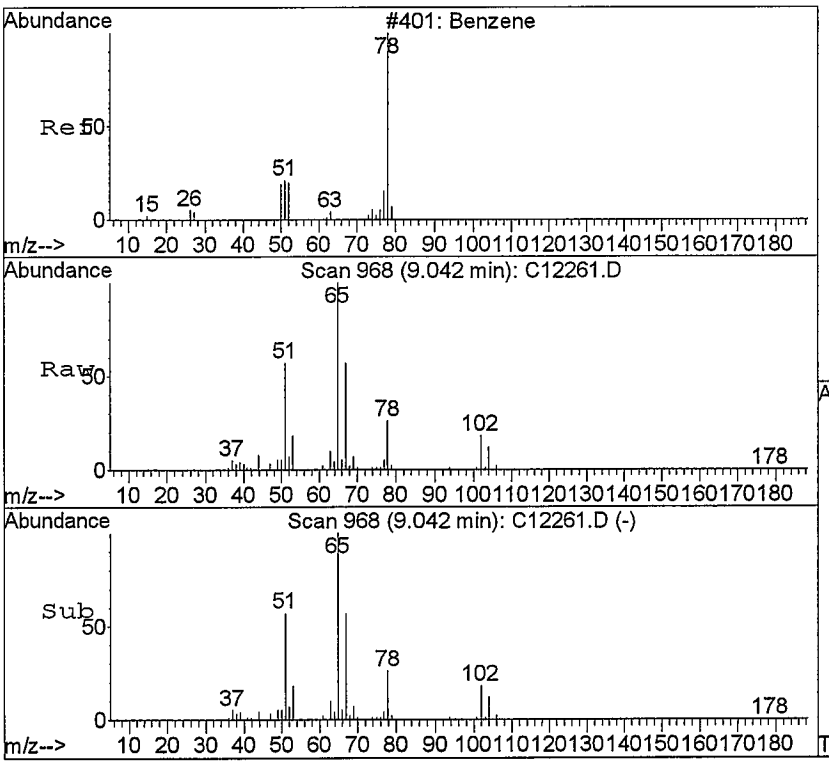

#41
Benzene
Concen: 0.76 ppb
RT: 9.04 min Scan# 968
Delta R.T. 0.00 min
Lab File: C12261.D
Acq: 12 Sep 2008 14:25

Tgt Ion: 78 Resp: 75589

Ion	Ratio	Lower	Upper
78	100		
52	26.5	11.9	27.9
77	18.0	13.3	31.1

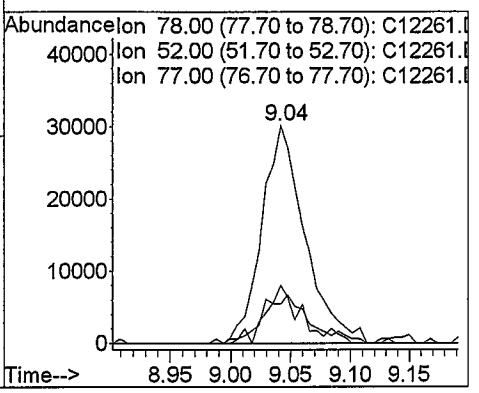

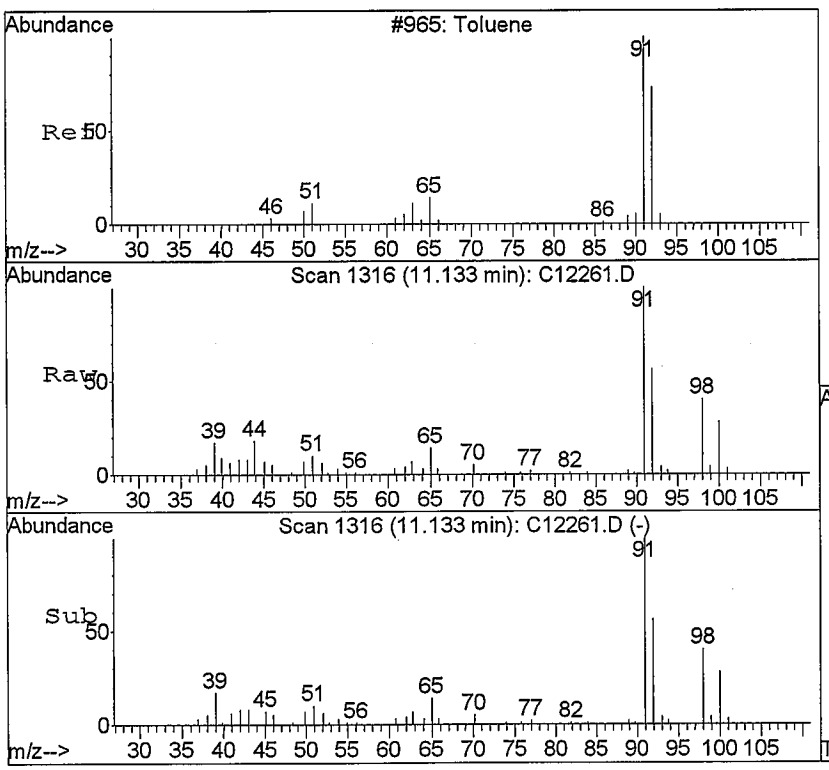

#54
Toluene
Concen: 1.34 ppb
RT: 11.13 min Scan# 1316
Delta R.T. 0.01 min
Lab File: C12261.D
Acq: 12 Sep 2008 14:25

Tgt Ion: 91 Resp: 136607

Ion	Ratio	Lower	Upper
91	100		
92	56.1	34.4	80.4
65	13.8	7.7	17.9

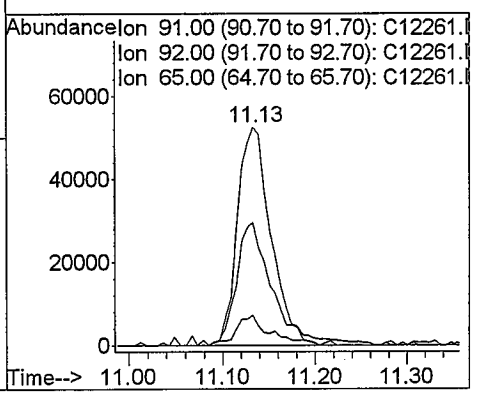

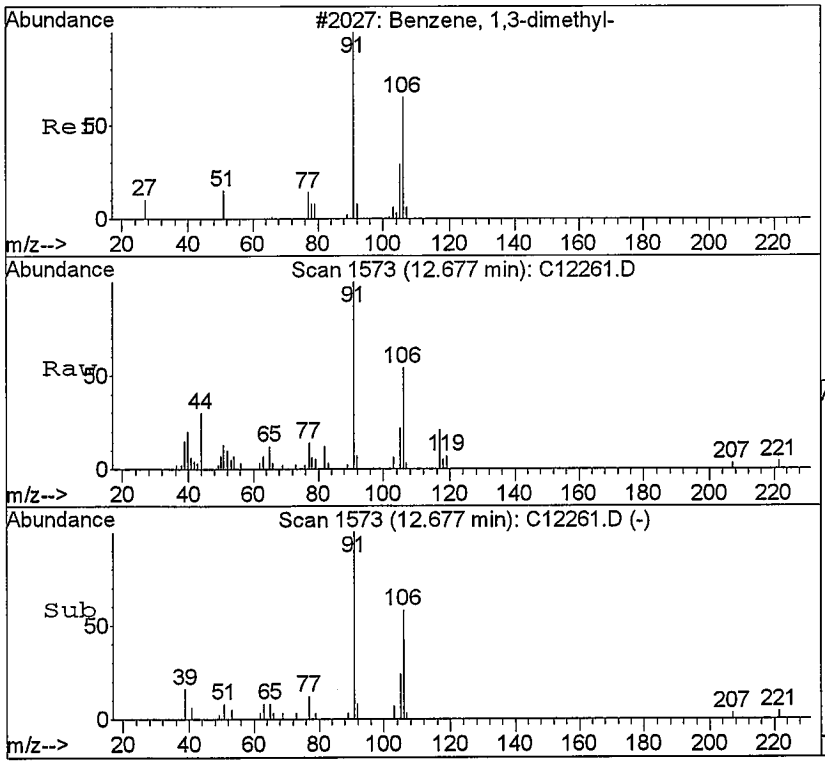

#67
m,p-Xylene
Concen: 0.73 ppb
RT: 12.68 min Scan# 1573
Delta R.T. 0.01 min
Lab File: C12261.D
Acq: 12 Sep 2008 14:25

Tgt Ion:106 Resp: 28813

Ion	Ratio	Lower	Upper
106	100		
91	184.9	121.3	283.1

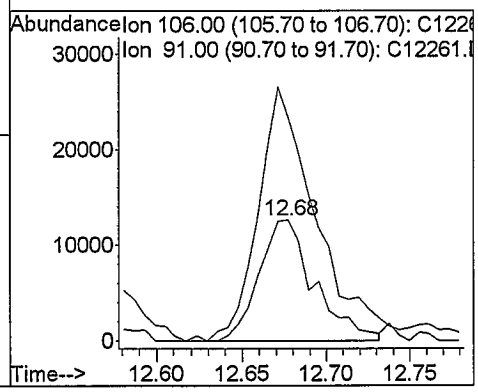

NO

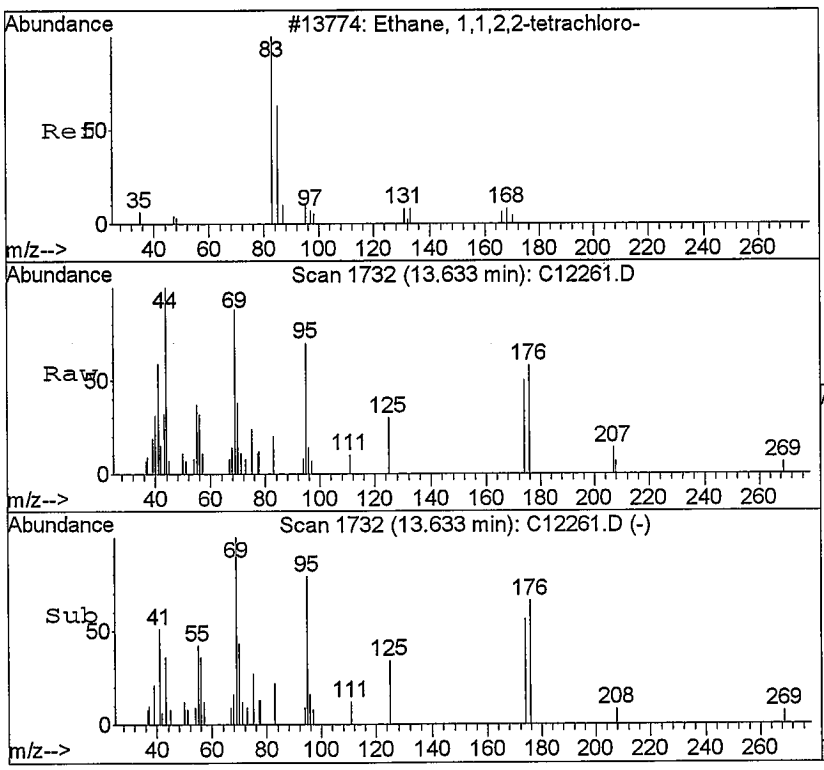

#74
1,1,2,2-Tetrachloroethane
Concen: 0.18 ppb
RT: 13.63 min Scan# 1732
Delta R.T. -0.01 min
Lab File: C12261.D
Acq: 12 Sep 2008 14:25

Tgt Ion: 83 Resp: 3030

Ion	Ratio	Lower	Upper
83	100		
85	0.0	39.2	91.4#
131	0.0	4.0	9.2#
133	0.0	3.7	8.7#

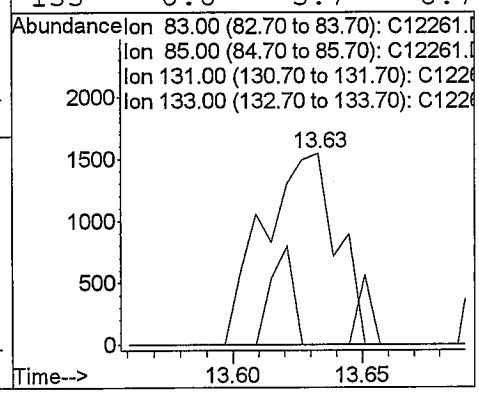

Quantitation Report (QT Reviewed)

Data File : C:\HPCHEM\1\DATA\091208\C12262.D
Acq On : 12 Sep 2008 14:48
Sample : 0809093-2
Misc : 10mL water
MS Integration Params: ettics.p
Quant Time: Sep 12 16:30 2008

Vial: 15
Operator: twk-sop525r12:
Inst : CSS Instr
Multiplr: 1.00
Quant Results File: 082208W.RES

Quant Method : C:\HPCHEM\1\METHODS\082208W.M (RTE Integrator)
Title : GC/MS Volatiles (S.O.P. 525)
Last Update : Fri Sep 12 11:20:53 2008
Response via : Initial Calibration
DataAcq Meth : 082208W

Internal Standards	R.T.	QIon	Response	Conc	Units	Dev(Min)
1) Fluorobenzene	9.36	96	1832079	25.00	ppb	0.00
52) Chlorobenzene-d5	12.51	82	638220	25.00	ppb	0.00
72) 1,4-Dichlorobenzene-d4	14.51	152	526647	25.00	ppb	0.00
System Monitoring Compounds						
34) Dibromofluoromethane	8.56	113	656243	23.11	ppb	0.00
Spiked Amount 25.000	Range 80 - 124		Recovery = 92.44%			
38) 1,2-dichloroethane-d4	9.03	65	405397	22.65	ppb	0.00
Spiked Amount 25.000	Range 62 - 139		Recovery = 90.60%			
53) Toluene-d8	11.06	98	1673253	24.45	ppb	0.00
Spiked Amount 25.000	Range 81 - 119		Recovery = 97.80%			
73) 4-Bromofluorobenzene	13.55	95	602475	26.27	ppb	0.00
Spiked Amount 25.000	Range 78 - 129		Recovery = 105.08%			

Target Compounds						Qvalue
12) Acetone	5.81	58	9442m	12.65	ppb	
14) Carbon Disulfide	6.04	76	26386	0.27	ppb	# 30
15) Allyl chloride	6.04	76	26386	1.79	ppb	#NO 1
23) Vinyl Acetate	7.25	43	2175	Below Cal		#NO 92
28) 2-Butanone	7.99	43	13408	2.24	ppb	# 96
54) Toluene	11.14	91	22099	0.23	ppb	94

mg 9/12/08

(#) = qualifier out of range (m) = manual integration

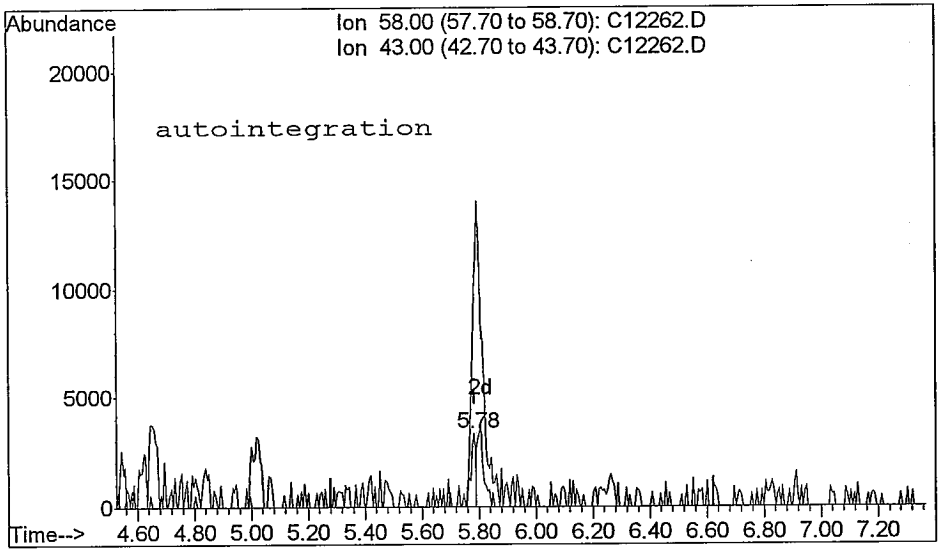

TIC: C12262.D

(12) Acetone (T)
5.78min 5.16ppb
response 3856

Ion	Exp%	Act%
58.00	100	100
43.00	375.90	298.98
0.00	0.00	0.00
0.00	0.00	0.00

Reason for manual re-integration?

[] missed peak assignment

[] peak saturation (detector shutdown)

[] over-integrated peak's area

[X] under-integrated peak's area

[] other (_____)

initials: m date: 9 / 12 / 08

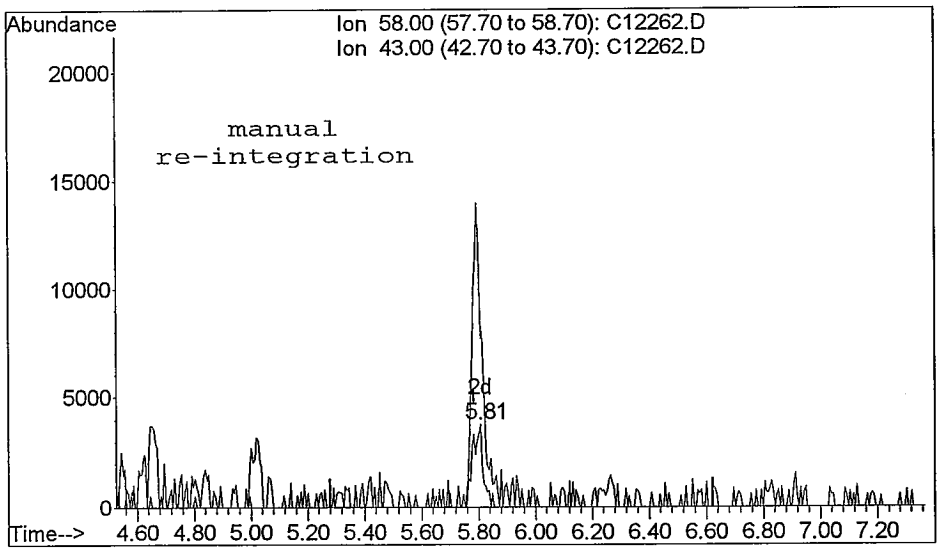

TIC: C12262.D

(12) Acetone (T)
5.81min 12.65ppb m
response 9442

Ion	Exp%	Act%
58.00	100	100
43.00	375.90	204.11
0.00	0.00	0.00
0.00	0.00	0.00

Quantitation Report

Data File : C:\HPCHEM\1\DATA\091208\C12262.D
Acq On : 12 Sep 2008 14:48
Sample : 0809093-2
Misc : 10mL water
MS Integration Params: ettics.p
Quant Time: Sep 12 16:30 2008

Vial: 15
Operator: twk-sop525r12:
Inst : CSS Instr
Multiplr: 1.00
Quant Results File: 082208W.RES

Method : C:\HPCHEM\1\METHODS\082208W.M (RTE Integrator)
Title : GC/MS Volatiles (S.O.P. 525)
Last Update : Fri Sep 12 11:20:53 2008
Response via : Initial Calibration



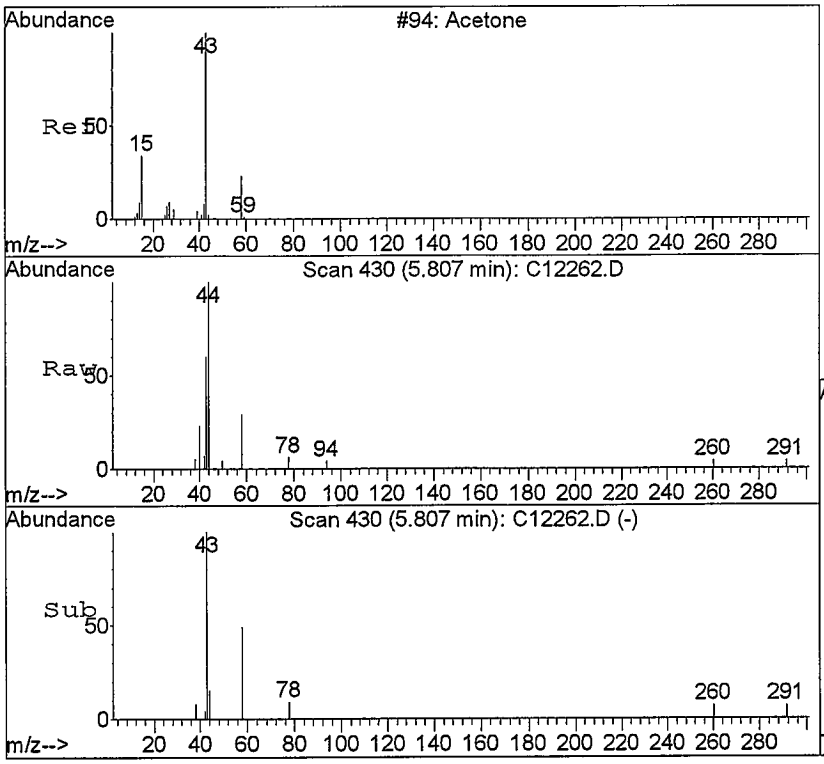

#12
Acetone
Concen: 12.65 ppb m
RT: 5.81 min Scan# 430
Delta R.T. 0.02 min
Lab File: C12262.D
Acq: 12 Sep 2008 14:48

Tgt Ion: 58 Resp: 9442

Ion	Ratio	Lower	Upper
58	100		
43	204.1	0.0	2319.3

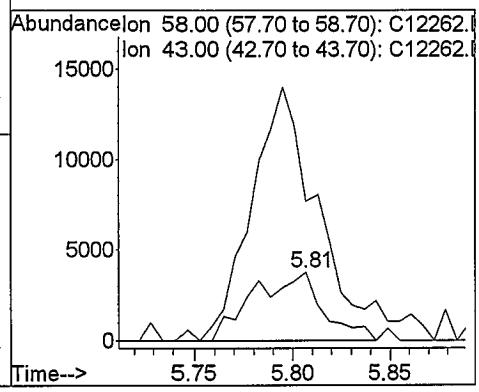

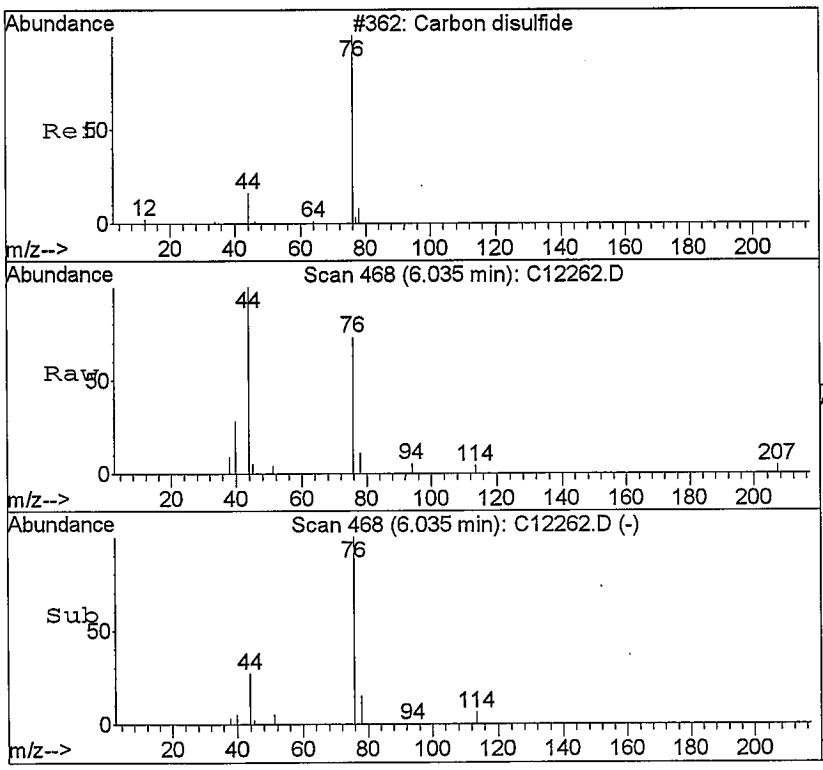

#14
Carbon Disulfide
Concen: 0.27 ppb
RT: 6.04 min Scan# 468
Delta R.T. 0.01 min
Lab File: C12262.D
Acq: 12 Sep 2008 14:48

Tgt Ion: 76 Resp: 26386

Ion	Ratio	Lower	Upper
76	100		
78	15.2	5.6	13.0#
44	58.1	9.2	21.6#

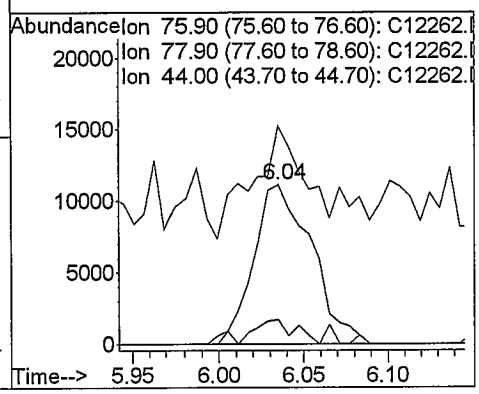

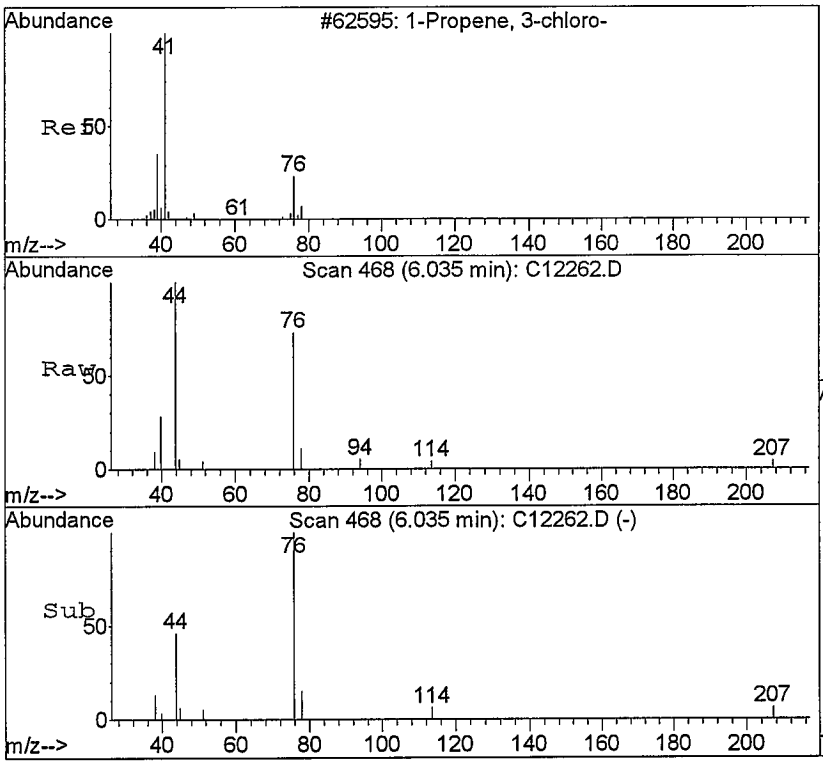

#15
Allyl chloride
Concen: 1.79 ppb
RT: 6.04 min Scan# 468
Delta R.T. -0.13 min
Lab File: C12262.D
Acq: 12 Sep 2008 14:48

NO

Tgt Ion: 76 Resp: 26386

Ion	Ratio	Lower	Upper
76	100		
39	0.0	202.6	303.8#
41	0.0	321.2	481.8#
78	15.2	27.5	41.3#

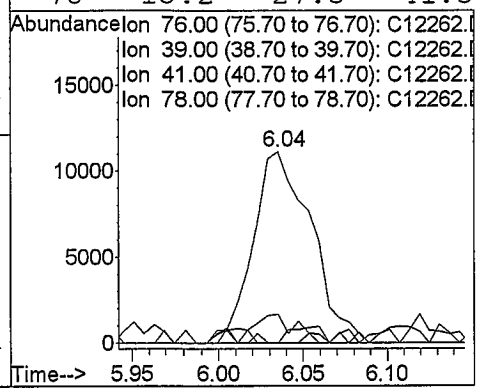

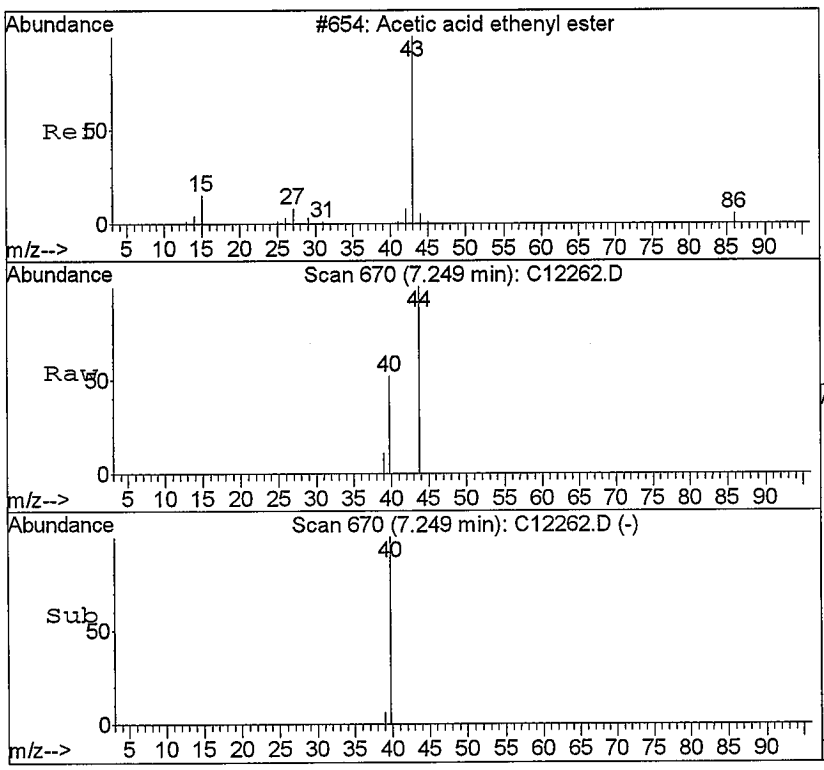

#23
Vinyl Acetate
Concen: Below Cal
RT: 7.25 min Scan# 670
Delta R.T. 0.05 min
Lab File: C12262.D
Acq: 12 Sep 2008 14:48

No

Tgt Ion: 43 Resp: 2175

Ion	Ratio	Lower	Upper
43	100		
86	0.0	1.6	3.6#

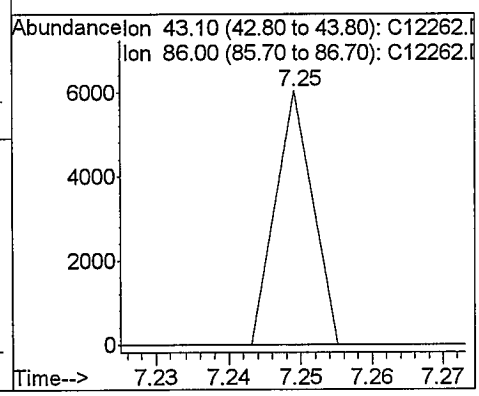

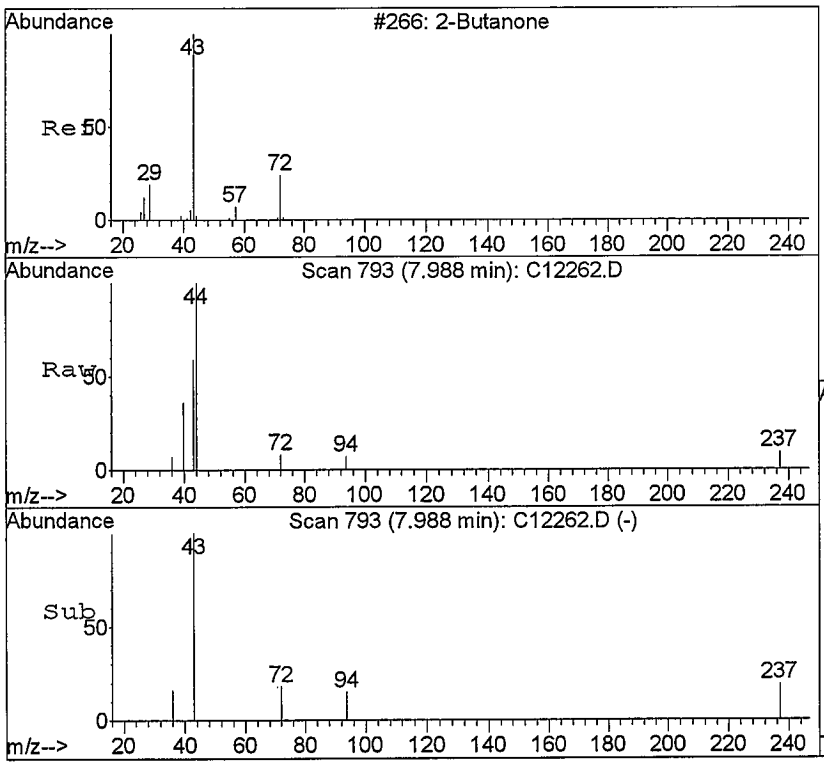

#28
2-Butanone
Concen: 2.24 ppb
RT: 7.99 min Scan# 793
Delta R.T. 0.01 min
Lab File: C12262.D
Acq: 12 Sep 2008 14:48

Tgt Ion: 43 Resp: 13408

Ion	Ratio	Lower	Upper
43	100		
72	14.1	8.0	18.6
57	0.0	2.2	5.2#

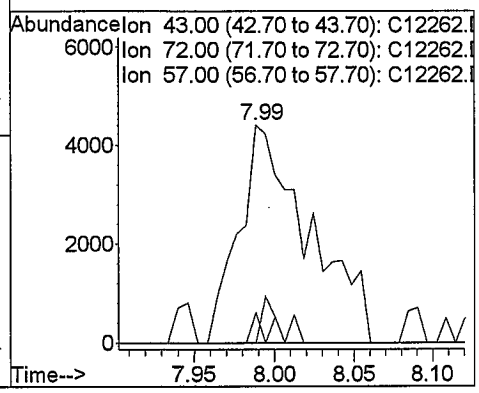

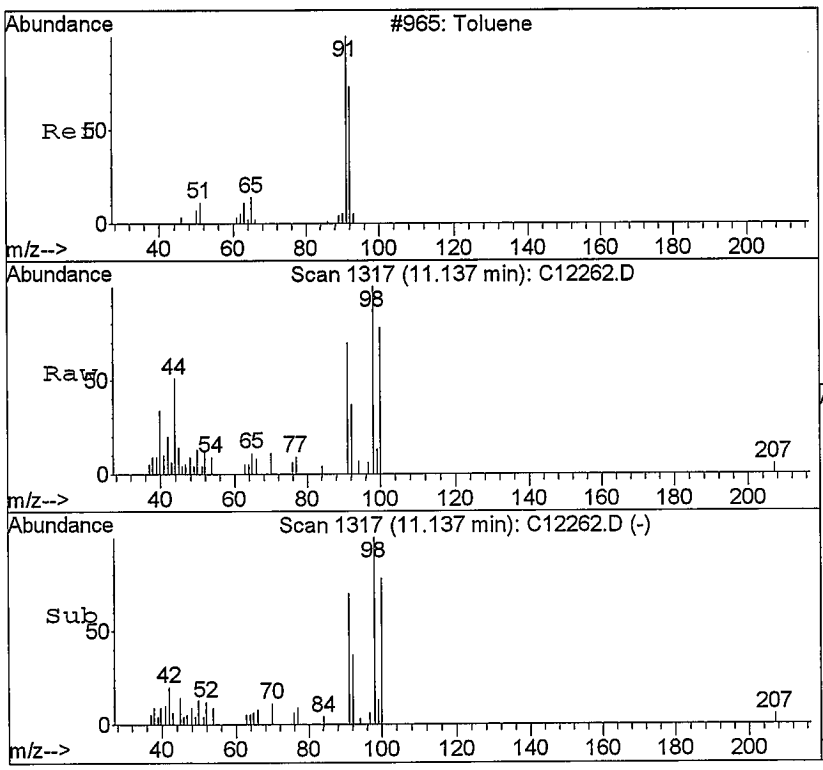

#54
Toluene
Concen: 0.23 ppb
RT: 11.14 min Scan# 1317
Delta R.T. 0.01 min
Lab File: C12262.D
Acq: 12 Sep 2008 14:48

Tgt Ion: 91 Resp: 22099

Ion	Ratio	Lower	Upper
91	100		
92	53.3	34.4	80.4
65	15.3	7.7	17.9

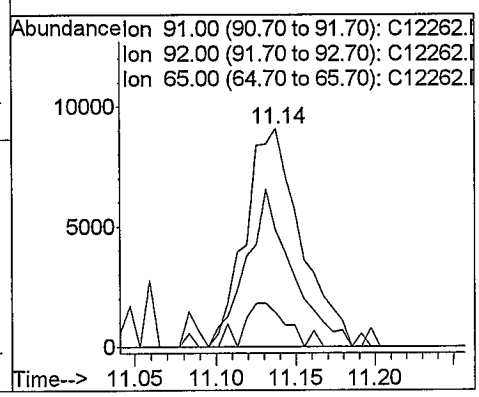

Quantitation Report (Not Reviewed)

Data File : C:\HPCHEM\1\DATA\091208\C12263.D
Acq On : 12 Sep 2008 15:12
Sample : 0809093-3
Misc : 10mL water
MS Integration Params: ettics.p
Quant Time: Sep 12 15:58 2008

Vial: 16
Operator: twk-sop525r12:
Inst : CSS Instr
Multiplr: 1.00

Quant Results File: 082208W.RES

Quant Method : C:\HPCHEM\1\METHODS\082208W.M (RTE Integrator)
Title : GC/MS Volatiles (S.O.P. 525)
Last Update : Fri Sep 12 11:20:53 2008
Response via : Initial Calibration
DataAcq Meth : 082208W

Internal Standards	R.T.	QIon	Response	Conc Units	Dev(Min)
1) Fluorobenzene	9.37	96	1823016	25.00 ppb	0.00
52) Chlorobenzene-d5	12.51	82	713932	25.00 ppb	0.00
72) 1,4-Dichlorobenzene-d4	14.52	152	551647	25.00 ppb	0.00
System Monitoring Compounds					
34) Dibromofluoromethane	8.55	113	684833	24.24 ppb	0.00
Spiked Amount 25.000	Range 80 - 124		Recovery = 96.96%		
38) 1,2-dichloroethane-d4	9.02	65	442855	24.87 ppb	0.00
Spiked Amount 25.000	Range 62 - 139		Recovery = 99.48%		
53) Toluene-d8	11.06	98	1707801	22.31 ppb	0.00
Spiked Amount 25.000	Range 81 - 119		Recovery = 89.24%		
73) 4-Bromofluorobenzene	13.54	95	600910	25.01 ppb	0.00
Spiked Amount 25.000	Range 78 - 129		Recovery = 100.04%		
Target Compounds					Qvalue
23) Vinyl Acetate	7.18	43	3396	Below Cal	# no 92
41) Benzene	9.04	78	51672	0.49 ppb	# 85
54) Toluene	11.13	91	76460	0.72 ppb	93
67) m,p-Xylene	12.67	106	8841	0.21 ppb	96

ma 9/12/08

(#) = qualifier out of range (m) = manual integration
C12263.D 082208W.M Fri Sep 12 15:58:46 2008

Quantitation Report

Data File : C:\HPCHEM\1\DATA\091208\C12263.D
Acq On : 12 Sep 2008 15:12
Sample : 0809093-3
Misc : 10mL water
MS Integration Params: ettics.p
Quant Time: Sep 12 15:58 2008

Vial: 16
Operator: twk-sop525r12:
Inst : CSS Instr
Multiplr: 1.00
Quant Results File: 082208W.RES

Method : C:\HPCHEM\1\METHODS\082208W.M (RTE Integrator)
Title : GC/MS Volatiles (S.O.P. 525)
Last Update : Fri Sep 12 11:20:53 2008
Response via : Initial Calibration



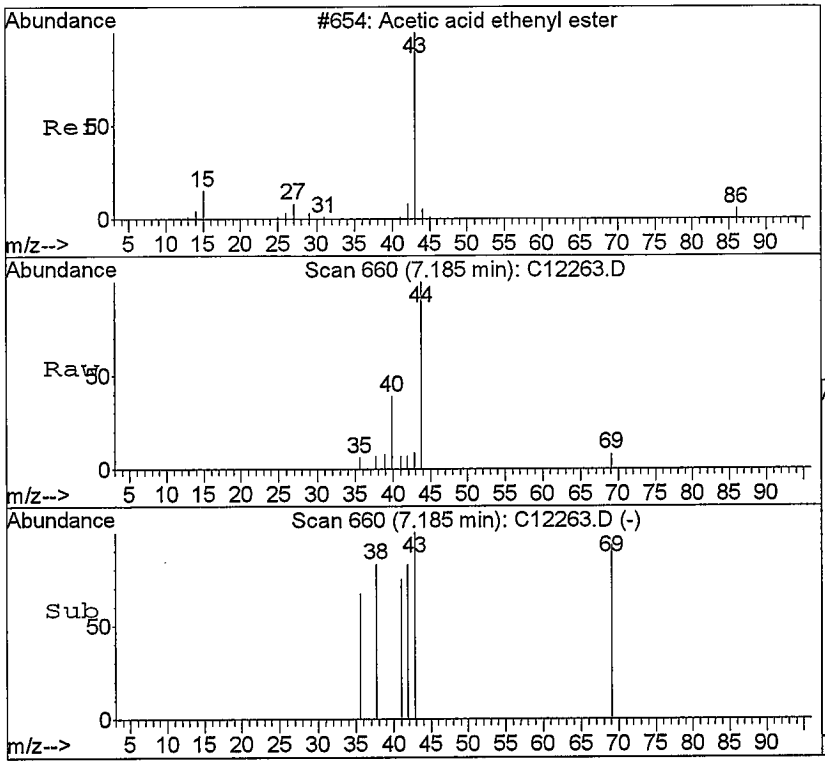

#23
Vinyl Acetate
Concen: Below Cal
RT: 7.18 min Scan# 660
Delta R.T. -0.02 min
Lab File: C12263.D
Acq: 12 Sep 2008 15:12

Tgt Ion: 43 Resp: 3396

Ion	Ratio	Lower	Upper
43	100		
86	0.0	1.6	3.6#

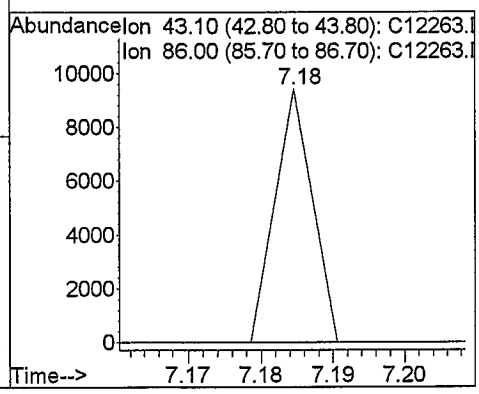

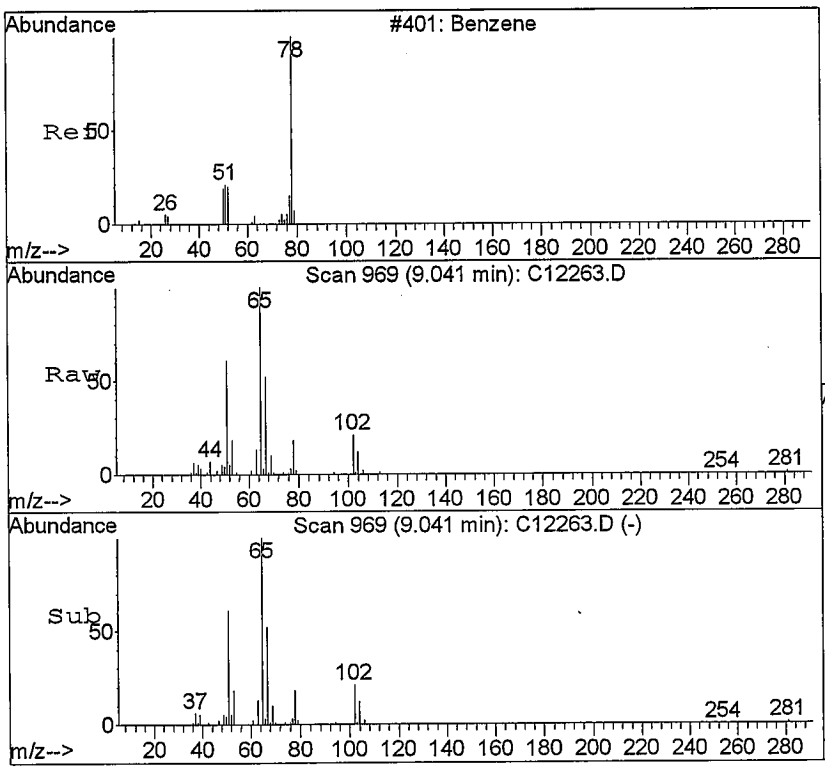

#41
Benzene
Concen: 0.49 ppb
RT: 9.04 min Scan# 969
Delta R.T. 0.00 min
Lab File: C12263.D
Acq: 12 Sep 2008 15:12

Tgt Ion: 78 Resp: 51672

Ion	Ratio	Lower	Upper
78	100		
52	29.0	11.9	27.9#
77	16.9	13.3	31.1

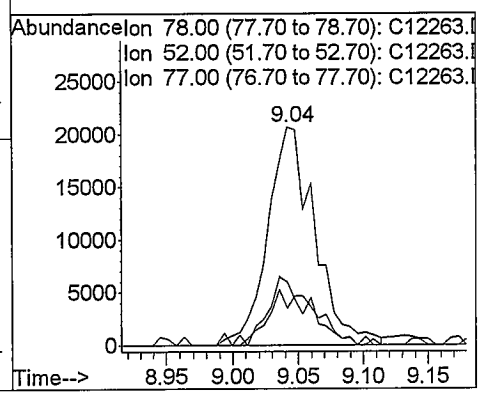

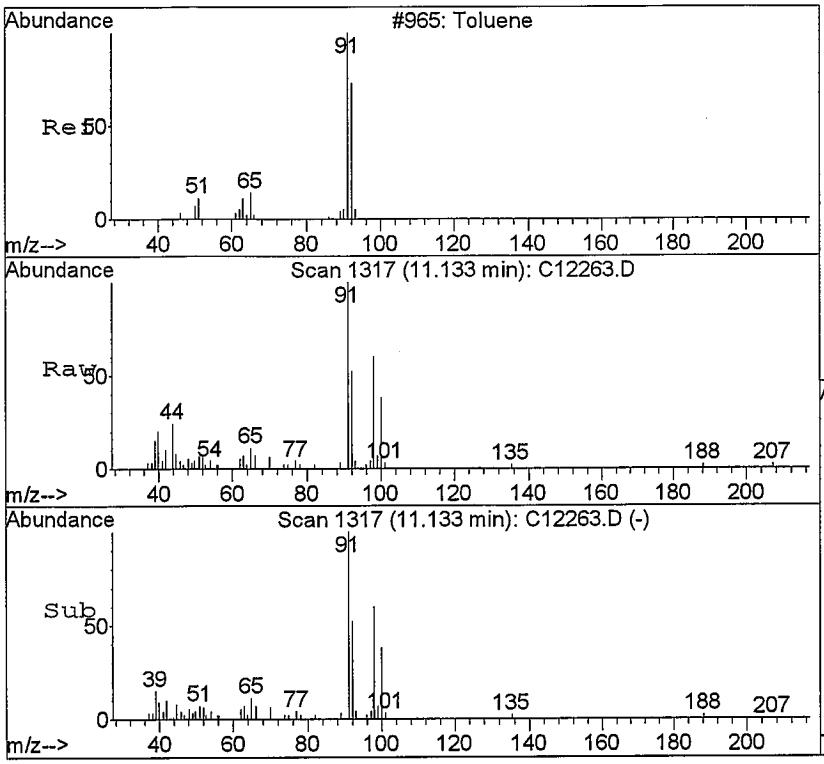

#54
Toluene
Concen: 0.72 ppb
RT: 11.13 min Scan# 1317
Delta R.T. 0.01 min
Lab File: C12263.D
Acq: 12 Sep 2008 15:12

Tgt Ion: 91 Resp: 76460

Ion	Ratio	Lower	Upper
91	100		
92	52.1	34.4	80.4
65	9.5	7.7	17.9

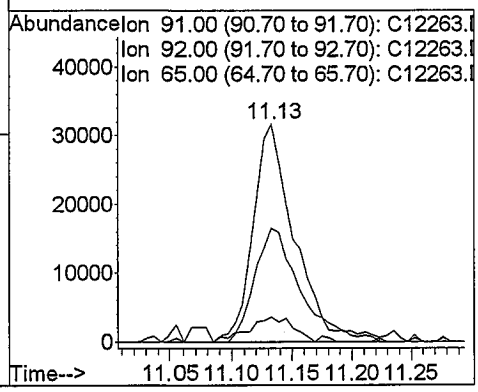

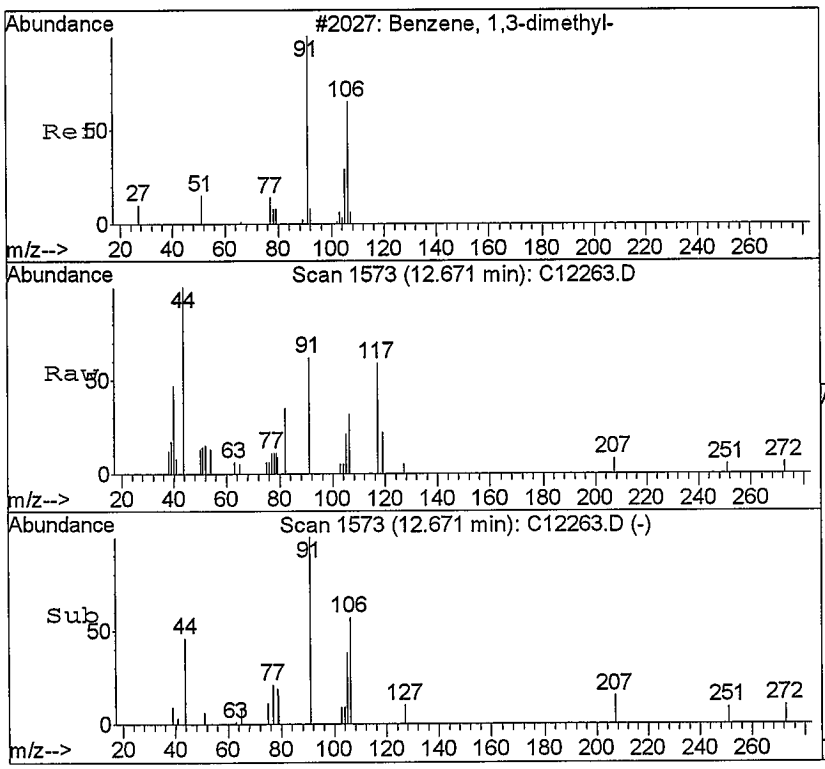

#67
m,p-Xylene
Concen: 0.21 ppb
RT: 12.67 min Scan# 1573
Delta R.T. 0.00 min
Lab File: C12263.D
Acq: 12 Sep 2008 15:12

Tgt Ion:106 Resp: 8841

Ion	Ratio	Lower	Upper
106	100		
91	195.5	121.3	283.1

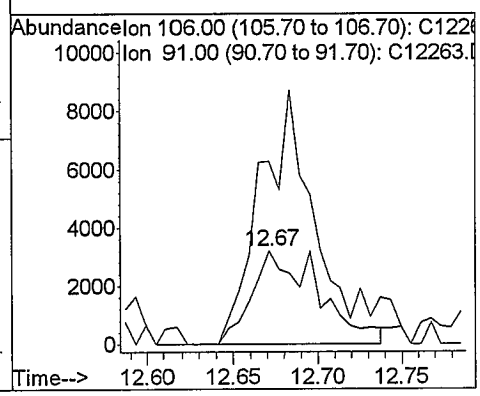

Quantitation Report (Not Reviewed)

Data File : C:\HPCHEM\1\DATA\091208\C12264.D
Acq On : 12 Sep 2008 15:35
Sample : 0809093-5
Misc : 10mL water
MS Integration Params: ettics.p
Quant Time: Sep 12 15:59 2008

Vial: 17
Operator: twk-sop525r12:
Inst : CSS Instr
Multiplr: 1.00
Quant Results File: 082208W.RES

Quant Method : C:\HPCHEM\1\METHODS\082208W.M (RTE Integrator)
Title : GC/MS Volatiles (S.O.P. 525)
Last Update : Fri Sep 12 11:20:53 2008
Response via : Initial Calibration
DataAcq Meth : 082208W

Internal Standards	R.T.	QIon	Response	Conc	Units	Dev(Min)
1) Fluorobenzene	9.37	96	1625622	25.00	ppb	0.00
52) Chlorobenzene-d5	12.50	82	666845	25.00	ppb	0.00
72) 1,4-Dichlorobenzene-d4	14.52	152	513933	25.00	ppb	0.00
System Monitoring Compounds						
34) Dibromofluoromethane	8.55	113	684813	27.18	ppb	0.00
Spiked Amount 25.000	Range 80 - 124		Recovery = 108.72%			
38) 1,2-dichloroethane-d4	9.03	65	410026	25.82	ppb	0.00
Spiked Amount 25.000	Range 62 - 139		Recovery = 103.28%			
53) Toluene-d8	11.06	98	1685719	23.58	ppb	0.00
Spiked Amount 25.000	Range 81 - 119		Recovery = 94.32%			
73) 4-Bromofluorobenzene	13.54	95	627755	28.05	ppb	0.00
Spiked Amount 25.000	Range 78 - 129		Recovery = 112.20%			
Target Compounds						Qvalue
12) Acetone	5.79	58	11078	16.72	ppb	85
14) Carbon Disulfide	6.04	76	24613	0.28	ppb	93
15) Allyl chloride	6.04	76	24613	1.88	ppb	# NO 1

ma 9/12/08

(#) = qualifier out of range (m) = manual integration
C12264.D 082208W.M Fri Sep 12 15:59:05 2008

Quantitation Report

Data File : C:\HPCHEM\1\DATA\091208\C12264.D
Acq On : 12 Sep 2008 15:35
Sample : 0809093-5
Misc : 10mL water
MS Integration Params: ettics.p
Quant Time: Sep 12 15:59 2008

Vial: 17
Operator: twk-sop525r12:
Inst : CSS Instr
Multiplr: 1.00
Quant Results File: 082208W.RES

Method : C:\HPCHEM\1\METHODS\082208W.M (RTE Integrator)
Title : GC/MS Volatiles (S.O.P. 525)
Last Update : Fri Sep 12 11:20:53 2008
Response via : Initial Calibration



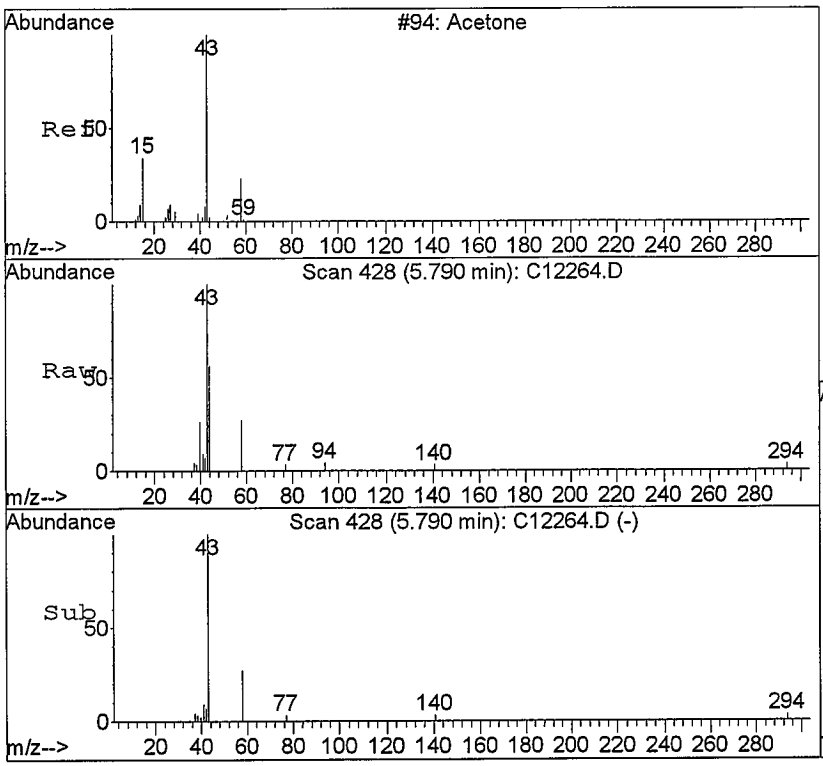

#12
Acetone
Concen: 16.72 ppb
RT: 5.79 min Scan# 428
Delta R.T. 0.01 min
Lab File: C12264.D
Acq: 12 Sep 2008 15:35

Tgt Ion: 58 Resp: 11078

Ion	Ratio	Lower	Upper
58	100		
43	342.2	0.0	2319.3

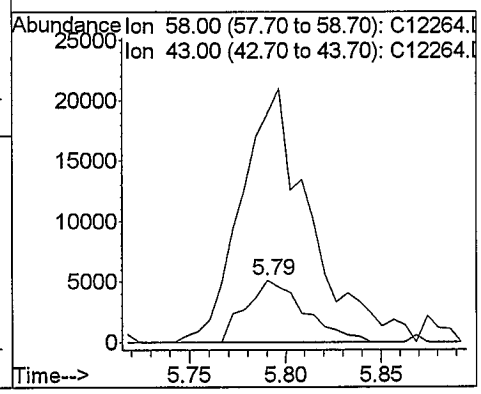

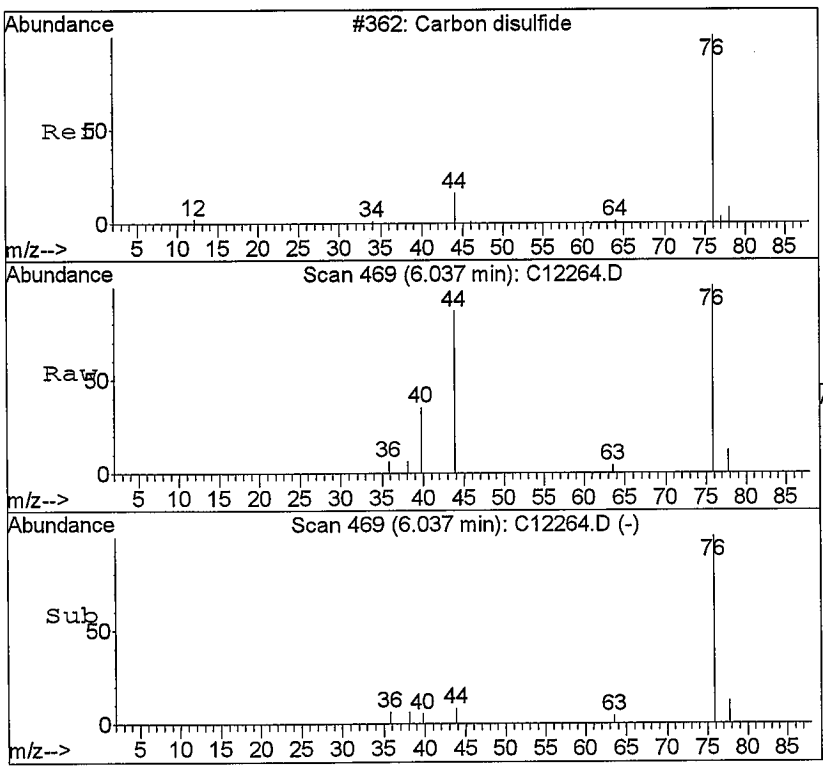

#14
Carbon Disulfide
Concen: 0.28 ppb
RT: 6.04 min Scan# 469
Delta R.T. 0.01 min
Lab File: C12264.D
Acq: 12 Sep 2008 15:35

Tgt Ion: 76 Resp: 24613

Ion	Ratio	Lower	Upper
76	100		
78	11.8	5.6	13.0
44	18.4	9.2	21.6

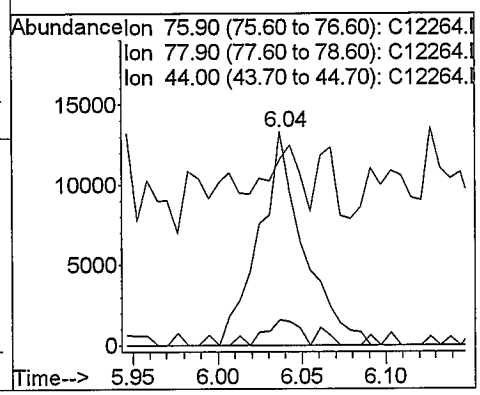

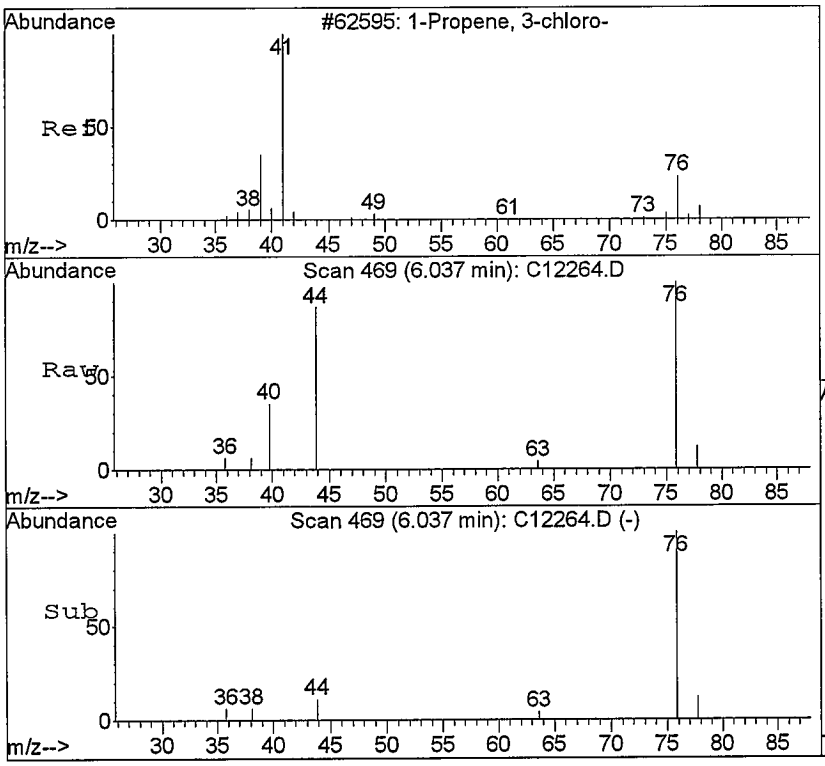

#15
Allyl chloride
Concen: 1.88 ppb
RT: 6.04 min Scan# 469
Delta R.T. -0.13 min
Lab File: C12264.D
Acq: 12 Sep 2008 15:35

NC

Tgt Ion: 76 Resp: 24613

Ion	Ratio	Lower	Upper
76	100		
39	0.0	202.6	303.8#
41	0.0	321.2	481.8#
78	11.8	27.5	41.3#

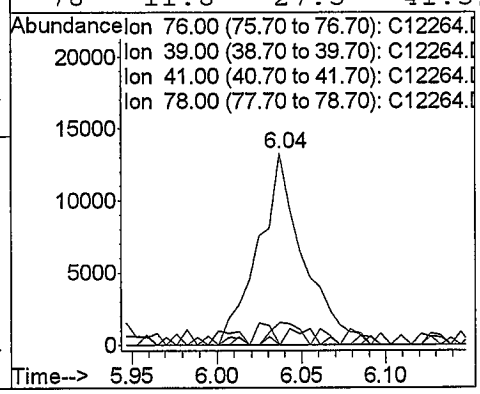

Quantitation Report (Not Reviewed)

Data File : C:\HPCHEM\1\DATA\091208\C12265.D Vial: 18
Acq On : 12 Sep 2008 15:58 Operator: twk-sop525r12:
Sample : 0809093-6 Inst : CSS Instr
Misc : 10mL water Multiplr: 1.00
MS Integration Params: ettics.p
Quant Time: Sep 12 16:29 2008 Quant Results File: 082208W.RES

Quant Method : C:\HPCHEM\1\METHODS\082208W.M (RTE Integrator)
Title : GC/MS Volatiles (S.O.P. 525)
Last Update : Fri Sep 12 11:20:53 2008
Response via : Initial Calibration
DataAcq Meth : 082208W

Internal Standards	R.T.	QIon	Response	Conc	Units	Dev(Min)
1) Fluorobenzene	9.36	96	1781033	25.00	ppb	0.00
52) Chlorobenzene-d5	12.51	82	673868	25.00	ppb	0.00
72) 1,4-Dichlorobenzene-d4	14.51	152	545246	25.00	ppb	0.00

System Monitoring Compounds

34) Dibromofluoromethane	8.56	113	683120	24.75	ppb	0.00
Spiked Amount 25.000	Range 80 - 124		Recovery = 99.00%			
38) 1,2-dichloroethane-d4	9.03	65	398338	22.89	ppb	0.00
Spiked Amount 25.000	Range 62 - 139		Recovery = 91.56%			
53) Toluene-d8	11.06	98	1718643	23.79	ppb	0.00
Spiked Amount 25.000	Range 81 - 119		Recovery = 95.16%			
73) 4-Bromofluorobenzene	13.54	95	609429	25.66	ppb	0.00
Spiked Amount 25.000	Range 78 - 129		Recovery = 102.64%			

Target Compounds Qvalue

mu 9/12/08

(#) = qualifier out of range (m) = manual integration
C12265.D 082208W.M Fri Sep 12 16:29:13 2008 Page 1

Quantitation Report

Data File : C:\HPCHEM\1\DATA\091208\C12265.D
Acq On : 12 Sep 2008 15:58
Sample : 0809093-6
Misc : 10mL water
MS Integration Params: ettics.p
Quant Time: Sep 12 16:29 2008

Vial: 18
Operator: twk-sop525r12:
Inst : CSS Instr
Multiplr: 1.00
Quant Results File: 082208W.RES

Method : C:\HPCHEM\1\METHODS\082208W.M (RTE Integrator)
Title : GC/MS Volatiles (S.O.P. 525)
Last Update : Fri Sep 12 11:20:53 2008
Response via : Initial Calibration



Quantitation Report (Not Reviewed)

Data File : C:\HPCHEM\1\DATA\091208\C12266.D
Acq On : 12 Sep 2008 16:22
Sample : 0809093-9
Misc : 10mL water
MS Integration Params: ettics.p
Quant Time: Sep 12 17:28 2008

Vial: 19
Operator: twk-sop525r12:
Inst : CSS Instr
Multiplr: 1.00

Quant Results File: 082208W.RES

Quant Method : C:\HPCHEM\1\METHODS\082208W.M (RTE Integrator)
Title : GC/MS Volatiles (S.O.P. 525)
Last Update : Fri Sep 12 11:20:53 2008
Response via : Initial Calibration
DataAcq Meth : 082208W

Internal Standards	R.T.	QIon	Response	Conc Units	Dev(Min)
1) Fluorobenzene	9.37	96	1706370	25.00 ppb	0.00
52) Chlorobenzene-d5	12.50	82	662732	25.00 ppb	0.00
72) 1,4-Dichlorobenzene-d4	14.52	152	528369	25.00 ppb	0.00
System Monitoring Compounds					
34) Dibromofluoromethane	8.55	113	654637	24.75 ppb	0.00
Spiked Amount 25.000	Range 80 - 124		Recovery = 99.00%		
38) 1,2-dichloroethane-d4	9.02	65	412894	24.77 ppb	0.00
Spiked Amount 25.000	Range 62 - 139		Recovery = 99.08%		
53) Toluene-d8	11.06	98	1698191	23.90 ppb	0.00
Spiked Amount 25.000	Range 81 - 119		Recovery = 95.60%		
73) 4-Bromofluorobenzene	13.54	95	612018	26.60 ppb	0.00
Spiked Amount 25.000	Range 78 - 129		Recovery = 106.40%		
Target Compounds					Qvalue
17) Methylene chloride	6.36	84	13211	0.52 ppb	91

smd 9/15/08

(#) = qualifier out of range (m) = manual integration
C12266.D 082208W.M Fri Sep 12 17:28:29 2008

Quantitation Report

Data File : C:\HPCHEM\1\DATA\091208\C12266.D
Acq On : 12 Sep 2008 16:22
Sample : 0809093-9
Misc : 10mL water
MS Integration Params: ettics.p
Quant Time: Sep 12 17:28 2008

Vial: 19
Operator: twk-sop525r12:
Inst : CSS Instr
Multiplr: 1.00
Quant Results File: 082208W.RES

Method : C:\HPCHEM\1\METHODS\082208W.M (RTE Integrator)
Title : GC/MS Volatiles (S.O.P. 525)
Last Update : Fri Sep 12 11:20:53 2008
Response via : Initial Calibration



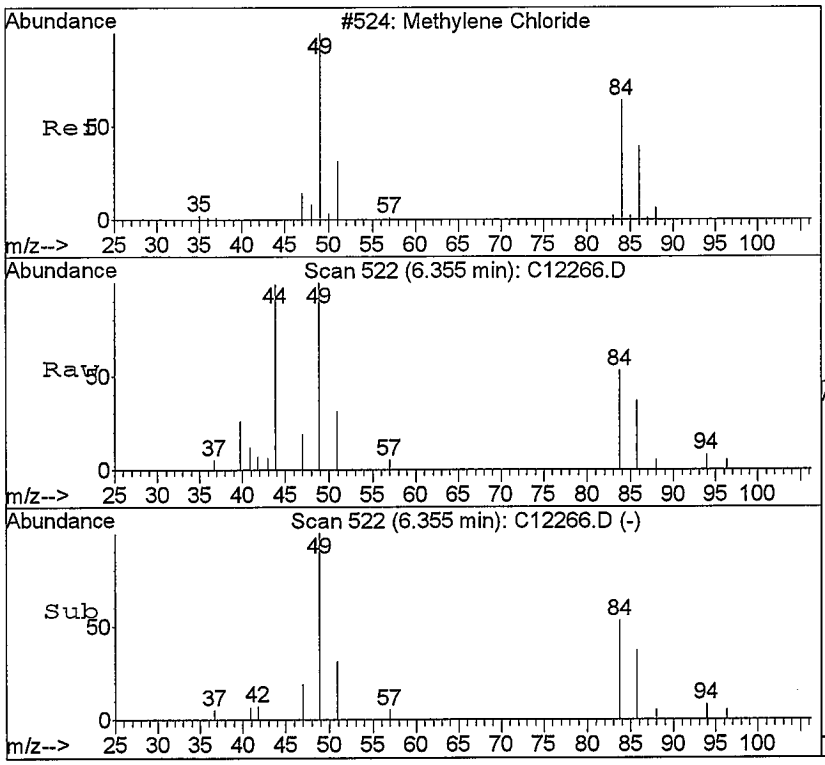

#17
Methylene chloride
Concen: 0.52 ppb
RT: 6.36 min Scan# 522
Delta R.T. 0.01 min
Lab File: C12266.D
Acq: 12 Sep 2008 16:22

Tgt Ion: 84 Resp: 13211

Ion	Ratio	Lower	Upper
84	100		
49	189.7	103.7	241.9
86	69.3	40.1	93.7
51	58.7	32.5	75.9

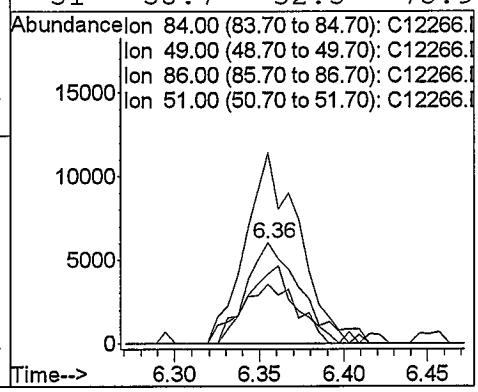

Raw Data Quality Control Samples

Quantitation Report (QT Reviewed)

Data File : C:\HPCHEM\1\DATA\091208\C12251.D Vial: 5
Acq On : 12 Sep 2008 10:32 Operator: twk-sop525r12:
Sample : VL080912-3CCS Inst : CSS Instr
Misc : 10mL water - CCV/LCS Multiplr: 1.00
MS Integration Params: ettics.p
Quant Time: Sep 12 11:19 2008 Quant Results File: 082208W.RES

Quant Method : C:\HPCHEM\1\METHODS\082208W.M (RTE Integrator)
Title : GC/MS Volatiles (S.O.P. 525)
Last Update : Thu Sep 11 11:07:04 2008
Response via : Initial Calibration
DataAcq Meth : 082208W

Internal Standards	R.T.	QIon	Response	Conc	Units	Dev(Min)
1) Fluorobenzene	9.36	96	1864367	25.00	ppb	0.00
52) Chlorobenzene-d5	12.50	82	703463	25.00	ppb	0.00
72) 1,4-Dichlorobenzene-d4	14.51	152	544149	25.00	ppb	0.00
System Monitoring Compounds						
34) Dibromofluoromethane	8.55	113	683200	23.65	ppb	0.00
Spiked Amount 25.000	Range 80 - 124		Recovery = 94.60%			
38) 1,2-dichloroethane-d4	9.02	65	406500	22.32	ppb	0.01
Spiked Amount 25.000	Range 62 - 139		Recovery = 89.28%			
53) Toluene-d8	11.06	98	1888440	25.04	ppb	0.00
Spiked Amount 25.000	Range 81 - 119		Recovery = 100.16%			
73) 4-Bromofluorobenzene	13.54	95	635696	26.82	ppb	0.00
Spiked Amount 25.000	Range 78 - 129		Recovery = 107.28%			

Target Compounds						Qvalue
2) Dichlorodifluoromethane	3.42	85	417666	9.26	ppb	97
3) Chloromethane	3.74	50	469073	9.55	ppb	94
4) Vinyl chloride	3.92	62	326894	9.78	ppb	99
5) Bromomethane	4.46	96	217837	10.04	ppb	92
6) Chloroethane	4.61	64	129861	8.86	ppb	89
7) Trichlorofluoromethane	4.94	101	382065	9.06	ppb	98
8) Ethanol	5.18	45	31006	249.56	ppb	100
9) Acrolein	5.60	56	36228	46.15	ppb	92
10) 1,1,2-Trichloro-1,2,2-trif	5.60	101	304314	10.38	ppb	89
11) 1,1-Dichloroethene	5.68	96	245316	9.46	ppb	96
12) Acetone	5.78	58	27814	36.61	ppb	83
13) Iodomethane	5.94	142	568203	10.33	ppb	97
14) Carbon Disulfide	6.03	76	908181	9.14	ppb	98
15) Allyl chloride	6.17	76	146722	9.76	ppb #	75
16) Acetonitrile	6.22	41	190094m	108.42	ppb	
17) Methylene chloride	6.35	84	256961	9.32	ppb	96
18) tert-Butanol	6.39	59	35220	47.77	ppb #	90
19) Methyl-t-butyl-ether	6.60	73	558193	16.40	ppb	98
20) trans-1,2-Dichloroethene	6.66	96	265255	9.54	ppb	92
21) Acrylonitrile	6.72	53	196877	47.36	ppb	88
22) Isopropyl ether	7.16	45	975732	8.70	ppb	99
23) Vinyl Acetate	7.20	43	249665m	8.08	ppb	
24) 1,1-Dichloroethane	7.24	63	568425	9.48	ppb	98
25) Chloroprene	7.32	53	382596	9.44	ppb	96
26) Ethyl tert-butyl ether	7.62	59	539010	8.44	ppb	98
27) 2,2-Dichloropropane	7.96	77	363437	11.11	ppb	99
28) 2-Butanone	7.97	43	222887	36.56	ppb	96
29) cis-1,2-Dichloroethene	7.98	96	304275	9.97	ppb	89
30) Propionitrile	8.13	54	127825	89.85	ppb	94
31) Methacrylonitrile	8.28	67	36966	9.34	ppb #	72
32) Bromochloromethane	8.29	128	122723	9.50	ppb	93
33) Chloroform	8.34	83	501262	9.73	ppb	97
35) 1,1,1-Trichloroethane	8.58	97	347182	9.26	ppb	96
36) Carbon tetrachloride	8.75	117	316823	9.41	ppb	99
37) 1,1-Dichloropropene	8.78	75	345911	9.37	ppb	92
39) Isobutyl alcohol	8.81	43	86694	193.84	ppb #	85
40) tert-Amyl methyl ether	9.08	87	61398	8.44	ppb #	53
41) Benzene	9.04	78	981407	9.02	ppb	98
42) 1,2-Dichloroethane	9.11	62	224148	9.09	ppb	91
43) Trichloroethene	9.77	95	279869	9.24	ppb	93

(#) = qualifier out of range (m) = manual integration

m 9/12/08

Quantitation Report (QT Reviewed)

Data File : C:\HPCHEM\1\DATA\091208\C12251.D Vial: 5
Acq On : 12 Sep 2008 10:32 Operator: twk-sop525r12:
Sample : VL080912-3CCS Inst : CSS Instr
Misc : 10mL water - CCV/LCS Multiplr: 1.00
MS Integration Params: ettics.p
Quant Time: Sep 12 11:19 2008 Quant Results File: 082208W.RES

Quant Method : C:\HPCHEM\1\METHODS\082208W.M (RTE Integrator)
Title : GC/MS Volatiles (S.O.P. 525)
Last Update : Thu Sep 11 11:07:04 2008
Response via : Initial Calibration
DataAcq Meth : 082208W

	Compound	R.T.	QIon	Response	Conc	Unit		Qvalue
44)	1,2-Dichloropropane	10.07	63	302529	9.75	ppb	#	97
45)	Methyl methacrylate	10.08	69	58991	9.08	ppb	#	68
46)	1,4-Dioxane	10.18	88	16714	280.63	ppb	#	73
47)	Dibromomethane	10.22	93	138482	9.33	ppb		90
48)	Bromodichloromethane	10.33	83	295899	9.48	ppb		85
49)	2-Chloroethyl vinyl ether	10.61	63	88295	9.14	ppb		84
50)	cis-1,3-Dichloropropene	10.81	75	322638	9.41	ppb		96
51)	4-Methyl-2-Pentanone	10.92	43	492554	36.98	ppb		93
54)	Toluene	11.13	91	1008945	9.67	ppb		99
55)	Ethyl methacrylate	11.34	69	130217	7.90	ppb	#	91
56)	trans-1,3-Dichloropropene	11.37	75	215422	8.63	ppb		98
57)	1,1,2-Trichloroethane	11.57	83	134002	8.78	ppb		97
58)	Tetrachloroethene	11.66	164	199400	8.84	ppb		97
59)	2-Hexanone	11.75	58	141369	36.18	ppb		94
60)	1,3-Dichloropropane	11.75	76	220215	9.15	ppb		92
61)	Dibromochloromethane	11.96	129	196624	8.47	ppb		91
62)	1,2-Dibromoethane	12.11	107	149116	8.16	ppb		94
63)	1-Chlorohexane	12.41	91	359582	9.42	ppb		96
64)	Chlorobenzene	12.53	112	625244	9.11	ppb		96
65)	Ethylbenzene	12.56	91	1029626	9.20	ppb		98
66)	1,1,1,2-Tetrachloroethane	12.59	131	194148	8.78	ppb		95
67)	m,p-Xylene	12.67	106	778979	19.19	ppb		99
68)	o-Xylene	13.04	106	358115	8.61	ppb		98
69)	Styrene	13.06	104	524846	8.97	ppb		97
70)	Bromoform	13.29	173	95015	8.27	ppb	#	90
71)	Isopropylbenzene	13.33	105	880440	8.85	ppb		100
74)	1,1,2,2-Tetrachloroethane	13.64	83	154189	8.65	ppb		91
75)	trans-1,4-Dichloro-2-buten	13.69	53	36344	9.09	ppb		93
76)	n-Propylbenzene	13.69	91	1227207	9.61	ppb		99
77)	1,2,3-Trichloropropane	13.71	110	23678	7.50	ppb		84
78)	Bromobenzene	13.69	156	215113	9.04	ppb		97
79)	1,3,5-Trimethylbenzene	13.82	105	810144	9.77	ppb		99
80)	2-Chlorotoluene	13.83	126	246121	9.69	ppb		94
81)	4-Chlorotoluene	13.92	126	228524	9.70	ppb		89
82)	tert-Butylbenzene	14.10	134	123424	9.71	ppb		78
83)	1,2,4-Trimethylbenzene	14.15	105	721306	9.20	ppb		100
84)	sec-Butylbenzene	14.28	105	995135	9.16	ppb		98
85)	p-Isopropyltoluene	14.38	119	783630	9.35	ppb		97
86)	1,3-Dichlorobenzene	14.46	146	408479	9.30	ppb		97
87)	1,4-Dichlorobenzene	14.53	146	353282	8.54	ppb		98
88)	n-Butylbenzene	14.72	91	833044	9.75	ppb		98
89)	1,2-Dichlorobenzene	14.87	146	339355	9.12	ppb		96
90)	Hexachloroethane	15.06	201	136799	9.25	ppb		95
91)	1,2-Dibromo-3-chloropropan	15.56	157	17718	8.74	ppb		80
92)	1,2,4-Trichlorobenzene	16.32	180	223381	9.68	ppb		88
93)	Hexachlorobutadiene	16.38	225	134619	8.79	ppb		96
94)	Naphthalene	16.61	128	236119	8.99	ppb		100
95)	1,2,3-Trichlorobenzene	16.87	180	163120	9.08	ppb		97

(#) = qualifier out of range (m) = manual integration

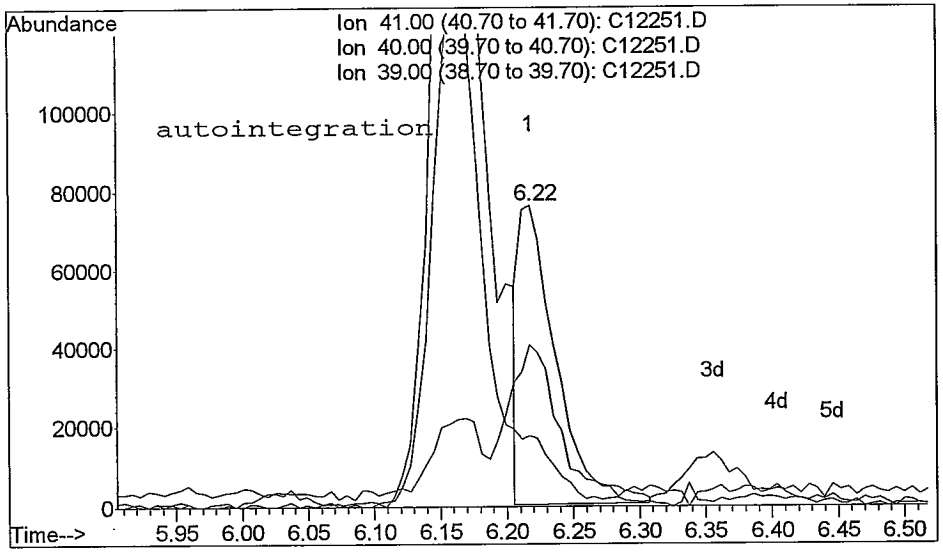

TIC: C12251.D

(16) Acetonitrile
6.22min 83.31ppb
response 146057

Ion	Exp%	Act%
41.00	100	100
40.00	50.90	47.60
39.00	23.20	21.89
0.00	0.00	0.00

Reason for manual re-integration?

[] missed peak assignment

[] peak saturation (detector shutdown)

[] over-integrated peak's area

[✓] under-integrated peak's area

[] other (_____)

initials: m date: 9 / 12 / 08

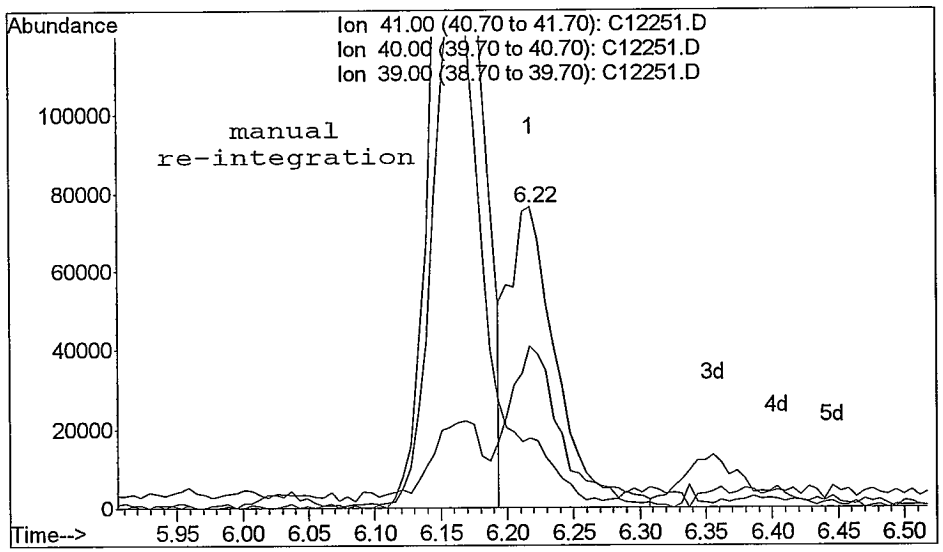

TIC: C12251.D

(16) Acetonitrile
6.22min 108.42ppb m
response 190094

Ion	Exp%	Act%
41.00	100	100
40.00	50.90	53.17
39.00	23.20	23.05
0.00	0.00	0.00

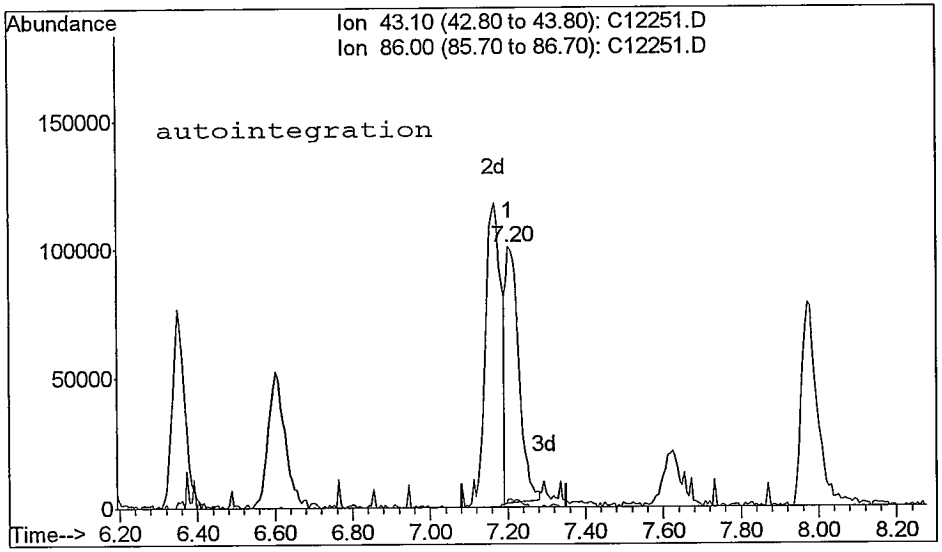

TIC: C12251.D

(23) Vinyl Acetate (T)
7.20min 7.61ppb
response 236308

Ion	Exp%	Act%
43.10	100	100
86.00	4.30	3.48
0.00	0.00	0.00
0.00	0.00	0.00

Reason for manual re-integration?

[] missed peak assignment

[] peak saturation (detector shutdown)

[] over-integrated peak's area

[X] under-integrated peak's area

[] other (_____)

initials: m date: 9 / 12 / 08

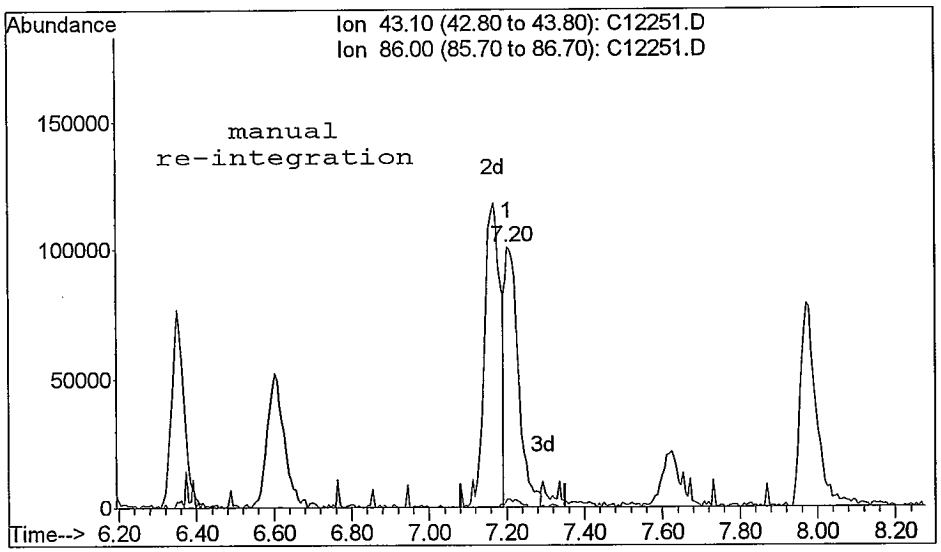

TIC: C12251.D

(23) Vinyl Acetate (T)
7.20min 8.08ppb m
response 249665

Ion	Exp%	Act%
43.10	100	100
86.00	4.30	3.27
0.00	0.00	0.00
0.00	0.00	0.00

Quantitation Report

Data File : C:\HPCHEM\1\DATA\091208\C12251.D
Acq On : 12 Sep 2008 10:32
Sample : VL080912-3CCS
Misc : 10mL water - CCV/LCS
MS Integration Params: ettics.p
Quant Time: Sep 12 11:19 2008

Vial: 5
Operator: twk-sop525r12:
Inst : CSS Instr
Multiplr: 1.00

Quant Results File: 082208W.RES

Method : C:\HPCHEM\1\METHODS\082208W.M (RTE Integrator)
Title : GC/MS Volatiles (S.O.P. 525)
Last Update : Thu Sep 11 11:07:04 2008
Response via : Initial Calibration

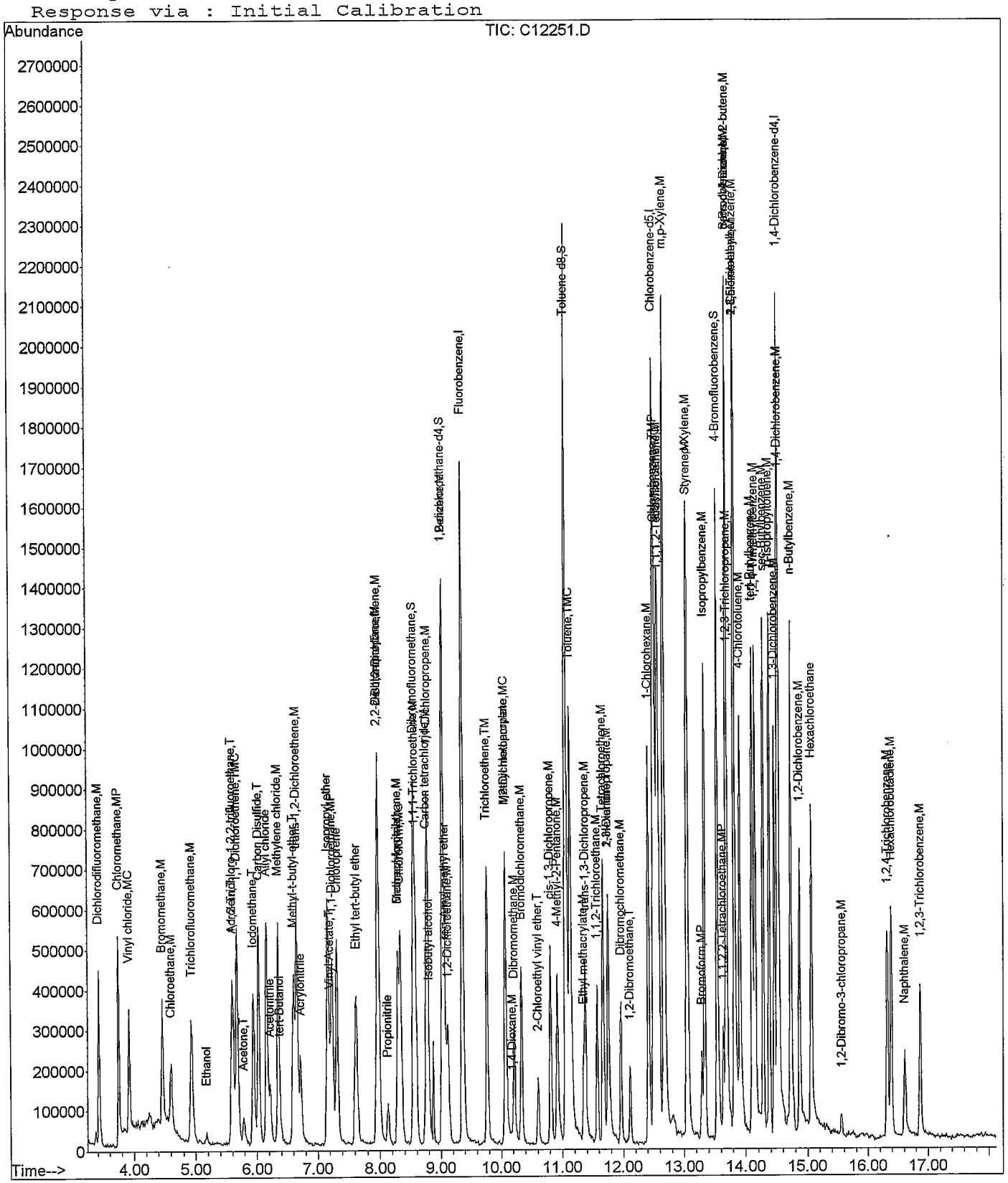

Quantitation Report (QT Reviewed)

Data File : C:\HPCHEM\1\DATA\091208\C12252.D
Acq On : 12 Sep 2008 10:55
Sample : VL080912-3LCSD
Misc : 10mL water
MS Integration Params: ettics.p
Quant Time: Sep 12 11:15 2008

Vial: 6
Operator: twk-sop525r12:
Inst : CSS Instr
Multiplr: 1.00
Quant Results File: 082208W.RES

Quant Method : C:\HPCHEM\1\METHODS\082208W.M (RTE Integrator)
Title : GC/MS Volatiles (S.O.P. 525)
Last Update : Thu Sep 11 11:07:04 2008
Response via : Initial Calibration
DataAcq Meth : 082208W

Internal Standards	R.T.	QIon	Response	Conc	Units	Dev(Min)
1) Fluorobenzene	9.36	96	1768134	25.00	ppb	0.00
52) Chlorobenzene-d5	12.50	82	705801	25.00	ppb	0.00
72) 1,4-Dichlorobenzene-d4	14.51	152	568797	25.00	ppb	0.00
System Monitoring Compounds						
34) Dibromofluoromethane	8.55	113	767094	27.99	ppb	0.00
Spiked Amount 25.000	Range 80 - 124		Recovery = 111.96%			
38) 1,2-dichloroethane-d4	9.02	65	420825	24.36	ppb	0.01
Spiked Amount 25.000	Range 62 - 139		Recovery = 97.44%			
53) Toluene-d8	11.05	98	1941880	25.66	ppb	0.00
Spiked Amount 25.000	Range 81 - 119		Recovery = 102.64%			
73) 4-Bromofluorobenzene	13.54	95	663139	26.77	ppb	0.00
Spiked Amount 25.000	Range 78 - 129		Recovery = 107.08%			

Target Compounds						Qvalue
2) Dichlorodifluoromethane	3.42	85	437256	10.22	ppb	98
3) Chloromethane	3.75	50	492918	10.59	ppb	95
4) Vinyl chloride	3.91	62	345385	10.90	ppb	99
5) Bromomethane	4.46	96	231807	11.27	ppb	87
6) Chloroethane	4.60	64	141972	10.21	ppb	89
7) Trichlorofluoromethane	4.93	101	430112	10.75	ppb	98
8) Ethanol	5.17	45	31488	267.23	ppb	94
9) Acrolein	5.59	56	36989	49.57	ppb	82
10) 1,1,2-Trichloro-1,2,2-trif	5.60	101	306742	11.03	ppb	94
11) 1,1-Dichloroethene	5.68	96	252197	10.25	ppb	100
12) Acetone	5.78	58	30208	41.92	ppb	95
13) Iodomethane	5.94	142	558415	10.71	ppb	97
14) Carbon Disulfide	6.03	76	972207	10.32	ppb	98
15) Allyl chloride	6.16	76	149642	10.49	ppb	93
16) Acetonitrile	6.22	41	172506	103.75	ppb #	96
17) Methylene chloride	6.35	84	268236	10.26	ppb	97
18) tert-Butanol	6.39	59	41502	59.35	ppb #	85
19) Methyl-t-butyl-ether	6.61	73	694386	21.51	ppb	97
20) trans-1,2-Dichloroethene	6.66	96	285497	10.82	ppb	90
21) Acrylonitrile	6.72	53	212940	54.01	ppb	97
22) Isopropyl ether	7.17	45	1160109	10.91	ppb	97
23) Vinyl Acetate	7.20	43	296713	10.31	ppb	95
24) 1,1-Dichloroethane	7.24	63	609398	10.71	ppb	92
25) Chloroprene	7.32	53	419732	10.92	ppb	97
26) Ethyl tert-butyl ether	7.62	59	649347	10.72	ppb	95
27) 2,2-Dichloropropane	7.95	77	367320	11.84	ppb	97
28) 2-Butanone	7.98	43	247788	42.86	ppb	94
29) cis-1,2-Dichloroethene	7.98	96	312536	10.80	ppb	86
30) Propionitrile	8.13	54	151850	112.55	ppb	98
31) Methacrylonitrile	8.29	67	38979	10.39	ppb	91
32) Bromochloromethane	8.30	128	131941	10.77	ppb	88
33) Chloroform	8.34	83	530579	10.86	ppb	99
35) 1,1,1-Trichloroethane	8.58	97	403378	11.34	ppb	95
36) Carbon tetrachloride	8.76	117	361587	11.32	ppb	94
37) 1,1-Dichloropropene	8.78	75	419117	11.97	ppb	94
39) Isobutyl alcohol	8.80	43	95795	225.85	ppb	88
40) tert-Amyl methyl ether	9.08	87	71055	10.30	ppb	79
41) Benzene	9.04	78	1075147	10.42	ppb	95
42) 1,2-Dichloroethane	9.11	62	248552	10.62	ppb	95
43) Trichloroethene	9.77	95	310278	10.80	ppb	94

(#) = qualifier out of range (m) = manual integration

an 9/12/08

Quantitation Report (QT Reviewed)

Data File : C:\HPCHEM\1\DATA\091208\C12252.D
Acq On : 12 Sep 2008 10:55
Sample : VL080912-3LCSD
Misc : 10mL water
MS Integration Params: ettics.p
Quant Time: Sep 12 11:15 2008

Vial: 6
Operator: twk-sop525r12:
Inst : CSS Instr
Multiplr: 1.00
Quant Results File: 082208W.RES

Quant Method : C:\HPCHEM\1\METHODS\082208W.M (RTE Integrator)
Title : GC/MS Volatiles (S.O.P. 525)
Last Update : Thu Sep 11 11:07:04 2008
Response via : Initial Calibration
DataAcq Meth : 082208W

Compound	R.T.	QIon	Response	Conc	Unit		Qvalue
44) 1,2-Dichloropropane	10.07	63	307953	10.46	ppb		100
45) Methyl methacrylate	10.07	69	66042	10.72	ppb	#	68
46) 1,4-Dioxane	10.18	88	20112	356.06	ppb	#	81
47) Dibromomethane	10.21	93	154107	10.95	ppb		94
48) Bromodichloromethane	10.33	83	309441	10.45	ppb		90
49) 2-Chloroethyl vinyl ether	10.60	63	101318	11.05	ppb		95
50) cis-1,3-Dichloropropene	10.81	75	363786	11.19	ppb		95
51) 4-Methyl-2-Pentanone	10.92	43	574116	45.45	ppb	#	90
54) Toluene	11.13	91	1025095	9.79	ppb		98
55) Ethyl methacrylate	11.35	69	154932	9.36	ppb	#	93
56) trans-1,3-Dichloropropene	11.38	75	238912	9.54	ppb		99
57) 1,1,2-Trichloroethane	11.57	83	151607	9.90	ppb		97
58) Tetrachloroethene	11.67	164	229849	10.16	ppb		97
59) 2-Hexanone	11.74	58	167493	42.73	ppb		100
60) 1,3-Dichloropropane	11.75	76	243055	10.07	ppb		97
61) Dibromochloromethane	11.96	129	224584	9.65	ppb		95
62) 1,2-Dibromoethane	12.11	107	181845	9.92	ppb		100
63) 1-Chlorohexane	12.42	91	384661	10.04	ppb		99
64) Chlorobenzene	12.53	112	624222	9.06	ppb		97
65) Ethylbenzene	12.57	91	1048144	9.33	ppb		100
66) 1,1,1,2-Tetrachloroethane	12.59	131	209134	9.42	ppb		95
67) m,p-Xylene	12.67	106	794146	19.49	ppb		99
68) o-Xylene	13.04	106	414981	9.94	ppb		99
69) Styrene	13.06	104	608205	10.36	ppb		97
70) Bromoform	13.29	173	109904	9.53	ppb	#	89
71) Isopropylbenzene	13.34	105	968368	9.71	ppb		97
74) 1,1,2,2-Tetrachloroethane	13.64	83	177505	9.52	ppb		98
75) trans-1,4-Dichloro-2-buten	13.69	53	41647	9.96	ppb	#	63
76) n-Propylbenzene	13.69	91	1277890	9.58	ppb		98
77) 1,2,3-Trichloropropane	13.70	110	29558	8.96	ppb		86
78) Bromobenzene	13.69	156	240055	9.65	ppb		94
79) 1,3,5-Trimethylbenzene	13.82	105	870361	10.04	ppb		98
80) 2-Chlorotoluene	13.82	126	258037	9.72	ppb		97
81) 4-Chlorotoluene	13.91	126	240616	9.77	ppb		99
82) tert-Butylbenzene	14.11	134	130794	9.84	ppb		92
83) 1,2,4-Trimethylbenzene	14.15	105	804007	9.81	ppb		100
84) sec-Butylbenzene	14.28	105	1158661	10.21	ppb		97
85) p-Isopropyltoluene	14.38	119	845529	9.65	ppb		99
86) 1,3-Dichlorobenzene	14.46	146	430258	9.37	ppb		98
87) 1,4-Dichlorobenzene	14.53	146	414059	9.57	ppb		97
88) n-Butylbenzene	14.72	91	881226	9.87	ppb		97
89) 1,2-Dichlorobenzene	14.86	146	368063	9.46	ppb		94
90) Hexachloroethane	15.06	201	145231	9.40	ppb	#	80
91) 1,2-Dibromo-3-chloropropan	15.56	157	21006	9.91	ppb	#	66
92) 1,2,4-Trichlorobenzene	16.31	180	246768	10.23	ppb		99
93) Hexachlorobutadiene	16.38	225	154503	9.65	ppb		90
94) Naphthalene	16.61	128	288451	10.51	ppb		100
95) 1,2,3-Trichlorobenzene	16.87	180	179197	9.54	ppb		98

(#) = qualifier out of range (m) = manual integration

Quantitation Report

Data File : C:\HPCHEM\1\DATA\091208\C12252.D
Acq On : 12 Sep 2008 10:55
Sample : VL080912-3LCSD
Misc : 10mL water
MS Integration Params: ettics.p
Quant Time: Sep 12 11:15 2008

Vial: 6
Operator: twk-sop525r12:
Inst : CSS Instr
Multiplr: 1.00

Quant Results File: 082208W.RES

Method : C:\HPCHEM\1\METHODS\082208W.M (RTE Integrator)
Title : GC/MS Volatiles (S.O.P. 525)
Last Update : Thu Sep 11 11:07:04 2008
Response via : Initial Calibration

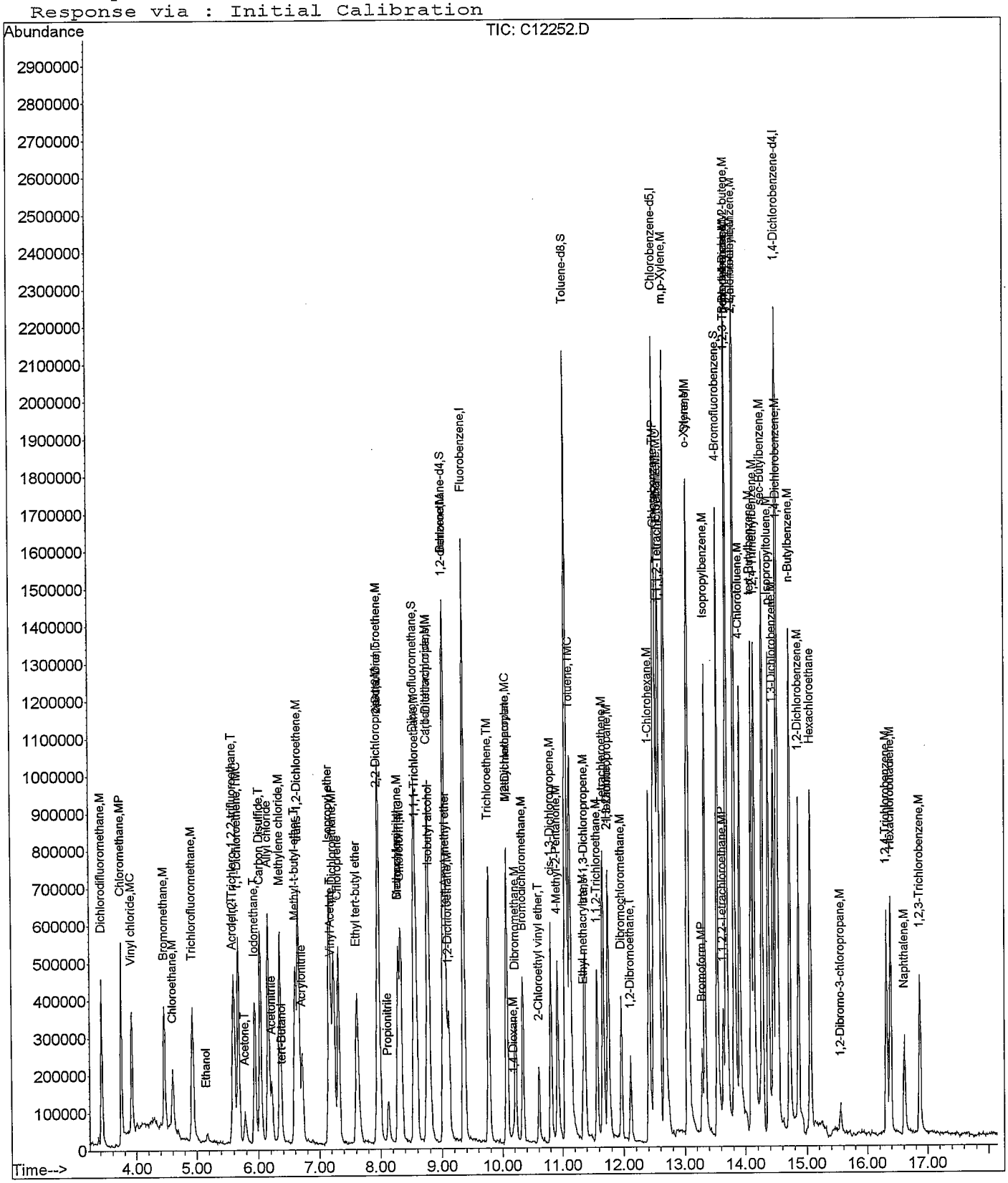

Quantitation Report (QT Reviewed)

Data File : C:\HPCHEM\1\DATA\091208\C12257.D Vial: 10
Acq On : 12 Sep 2008 12:51 Operator: twk-sop525r12:
Sample : 0809093-8MS Inst : CSS Instr
Misc : 10mL water Multiplr: 1.00
MS Integration Params: ettics.p
Quant Time: Sep 12 13:20 2008 Quant Results File: 082208W.RES

Quant Method : C:\HPCHEM\1\METHODS\082208W.M (RTE Integrator)
Title : GC/MS Volatiles (S.O.P. 525)
Last Update : Fri Sep 12 11:20:53 2008
Response via : Initial Calibration
DataAcq Meth : 082208W

Internal Standards	R.T.	QIon	Response	Conc	Units	Dev(Min)
1) Fluorobenzene	9.37	96	1794062	25.00	ppb	0.00
52) Chlorobenzene-d5	12.50	82	726860	25.00	ppb	0.00
72) 1,4-Dichlorobenzene-d4	14.51	152	530217	25.00	ppb	0.00
System Monitoring Compounds						
34) Dibromofluoromethane	8.55	113	723803	26.03	ppb	0.00
Spiked Amount 25.000	Range 80 - 124		Recovery = 104.12%			
38) 1,2-dichloroethane-d4	9.03	65	415215	23.69	ppb	0.00
Spiked Amount 25.000	Range 62 - 139		Recovery = 94.76%			
53) Toluene-d8	11.06	98	1834355	23.54	ppb	0.00
Spiked Amount 25.000	Range 81 - 119		Recovery = 94.16%			
73) 4-Bromofluorobenzene	13.54	95	651425	28.21	ppb	0.00
Spiked Amount 25.000	Range 78 - 129		Recovery = 112.84%			

Target Compounds						Qvalue
2) Dichlorodifluoromethane	3.42	85	444885	10.25	ppb	99
3) Chloromethane	3.75	50	475347	10.06	ppb	95
4) Vinyl chloride	3.92	62	338154	10.51	ppb	99
5) Bromomethane	4.47	96	216248	10.36	ppb	89
6) Chloroethane	4.61	64	133660	9.47	ppb	91
7) Trichlorofluoromethane	4.93	101	406911	10.03	ppb	99
8) Ethanol	5.18	45	14890	124.54	ppb	96
9) Acrolein	5.59	56	82790	105.28	ppb	99
10) 1,1,2-Trichloro-1,2,2-trif	5.60	101	298956	10.59	ppb	98
11) 1,1-Dichloroethene	5.68	96	268347	10.75	ppb	97
12) Acetone	5.80	58	29822	40.79	ppb	71
13) Iodomethane	5.95	142	583923	11.04	ppb	97
14) Carbon Disulfide	6.04	76	1013943	10.61	ppb	96
15) Allyl chloride	6.16	76	136513	9.43	ppb	92
16) Acetonitrile	6.22	41	127795	75.75	ppb #	95
17) Methylene chloride	6.35	84	280870	10.59	ppb	94
18) tert-Butanol	6.39	59	26099	36.78	ppb #	79
19) Methyl-t-butyl-ether	6.60	73	625792	19.10	ppb	97
20) trans-1,2-Dichloroethene	6.66	96	285700	10.67	ppb	85
21) Acrylonitrile	6.72	53	395549	98.88	ppb	92
22) Isopropyl ether	7.17	45	1096434	10.16	ppb	97
23) Vinyl Acetate	7.21	43	259255	8.78	ppb	100
24) 1,1-Dichloroethane	7.24	63	636413	11.03	ppb	93
25) Chloroprene	7.32	53	422390	10.83	ppb #	94
26) Ethyl tert-butyl ether	7.63	59	612936	9.97	ppb	97
27) 2,2-Dichloropropane	7.96	77	365640	11.62	ppb	99
28) 2-Butanone	7.97	43	225285	38.41	ppb	98
29) cis-1,2-Dichloroethene	7.98	96	322628	10.99	ppb	93
30) Propionitrile	8.13	54	127623	93.23	ppb #	86
31) Methacrylonitrile	8.28	67	35470	9.32	ppb	88
32) Bromochloromethane	8.30	128	127453	10.26	ppb	84
33) Chloroform	8.34	83	513897	10.37	ppb	99
35) 1,1,1-Trichloroethane	8.58	97	410774	11.38	ppb	94
36) Carbon tetrachloride	8.76	117	343951	10.61	ppb	96
37) 1,1-Dichloropropene	8.78	75	391474	11.02	ppb	99
39) Isobutyl alcohol	8.80	43	60487	140.55	ppb #	79
40) tert-Amyl methyl ether	9.08	87	69347	9.91	ppb	97
41) Benzene	9.04	78	1100360	10.51	ppb	98
42) 1,2-Dichloroethane	9.12	62	237865	10.02	ppb	95
43) Trichloroethene	9.77	95	332575	11.41	ppb	98

(#) = qualifier out of range (m) = manual integration

m 9/12/08

Quantitation Report (QT Reviewed)

Data File : C:\HPCHEM\1\DATA\091208\C12257.D Vial: 10
Acq On : 12 Sep 2008 12:51 Operator: twk-sop525r12:
Sample : 0809093-8MS Inst : CSS Instr
Misc : 10mL water Multiplr: 1.00
MS Integration Params: ettics.p
Quant Time: Sep 12 13:20 2008 Quant Results File: 082208W.RES

Quant Method : C:\HPCHEM\1\METHODS\082208W.M (RTE Integrator)
Title : GC/MS Volatiles (S.O.P. 525)
Last Update : Fri Sep 12 11:20:53 2008
Response via : Initial Calibration
DataAcq Meth : 082208W

	Compound	R.T.	QIon	Response	Conc	Unit		Qvalue
44)	1,2-Dichloropropane	10.07	63	336060	11.25	ppb		99
45)	Methyl methacrylate	10.07	69	65919	10.55	ppb		88
46)	1,4-Dioxane	10.20	88	6862	119.73	ppb	#	56
47)	Dibromomethane	10.21	93	150829	10.56	ppb		89
48)	Bromodichloromethane	10.34	83	324409	10.80	ppb		99
50)	cis-1,3-Dichloropropene	10.81	75	352550	10.69	ppb		93
51)	4-Methyl-2-Pentanone	10.92	43	537360	41.93	ppb		96
54)	Toluene	11.13	91	1076397	9.98	ppb		99
55)	Ethyl methacrylate	11.35	69	140492	8.24	ppb	#	91
56)	trans-1,3-Dichloropropene	11.37	75	237770	9.22	ppb		97
57)	1,1,2-Trichloroethane	11.57	83	147309	9.34	ppb		98
58)	Tetrachloroethene	11.67	164	218573	9.38	ppb		95
59)	2-Hexanone	11.75	58	135857	33.65	ppb		94
60)	1,3-Dichloropropane	11.76	76	229869	9.24	ppb		94
61)	Dibromochloromethane	11.96	129	211207	8.81	ppb		97
62)	1,2-Dibromoethane	12.11	107	168009	8.90	ppb		95
63)	1-Chlorohexane	12.42	91	345480	8.76	ppb		98
64)	Chlorobenzene	12.53	112	636001	8.97	ppb		97
65)	Ethylbenzene	12.57	91	1042944	9.02	ppb		96
66)	1,1,1,2-Tetrachloroethane	12.59	131	208349	9.11	ppb		96
67)	m,p-Xylene	12.68	106	766893	18.28	ppb		99
68)	o-Xylene	13.05	106	406114	9.45	ppb		99
69)	Styrene	13.06	104	591993	9.79	ppb		99
70)	Bromoform	13.29	173	107995	9.10	ppb		92
71)	Isopropylbenzene	13.34	105	998060	9.71	ppb		99
74)	1,1,2,2-Tetrachloroethane	13.64	83	170113	9.79	ppb		96
75)	trans-1,4-Dichloro-2-buten	13.69	53	39773	10.21	ppb	#	64
76)	n-Propylbenzene	13.69	91	1339708	10.77	ppb		99
77)	1,2,3-Trichloropropane	13.72	110	29643	9.64	ppb		56
78)	Bromobenzene	13.70	156	246133	10.62	ppb		86
79)	1,3,5-Trimethylbenzene	13.82	105	799754	9.89	ppb		100
80)	2-Chlorotoluene	13.82	126	253619	10.25	ppb		98
81)	4-Chlorotoluene	13.91	126	241150	10.51	ppb		97
82)	tert-Butylbenzene	14.10	134	128481	10.37	ppb		78
83)	1,2,4-Trimethylbenzene	14.15	105	822669	10.77	ppb		100
84)	sec-Butylbenzene	14.28	105	1122248	10.61	ppb		98
85)	p-Isopropyltoluene	14.38	119	859754	10.52	ppb		99
86)	1,3-Dichlorobenzene	14.46	146	441740	10.32	ppb		98
87)	1,4-Dichlorobenzene	14.53	146	388151	9.63	ppb		99
88)	n-Butylbenzene	14.72	91	886213	10.65	ppb		98
89)	1,2-Dichlorobenzene	14.86	146	353870	9.76	ppb		91
90)	Hexachloroethane	15.06	201	144396	10.03	ppb		79
91)	1,2-Dibromo-3-chloropropan	15.56	157	17008	8.61	ppb		85
92)	1,2,4-Trichlorobenzene	16.32	180	231155	10.28	ppb		96
93)	Hexachlorobutadiene	16.38	225	153546	10.29	ppb		98
94)	Naphthalene	16.61	128	250710	9.80	ppb		100
95)	1,2,3-Trichlorobenzene	16.87	180	171417	9.79	ppb		97

(#) = qualifier out of range (m) = manual integration

Quantitation Report

Data File : C:\HPCHEM\1\DATA\091208\C12257.D Vial: 10
Acq On : 12 Sep 2008 12:51 Operator: twk-sop525r12:
Sample : 0809093-8MS Inst : CSS Instr
Misc : 10mL water Multiplr: 1.00
MS Integration Params: ettics.p
Quant Time: Sep 12 13:20 2008 Quant Results File: 082208W.RES

Method : C:\HPCHEM\1\METHODS\082208W.M (RTE Integrator)
Title : GC/MS Volatiles (S.O.P. 525)
Last Update : Fri Sep 12 11:20:53 2008
Response via : Initial Calibration

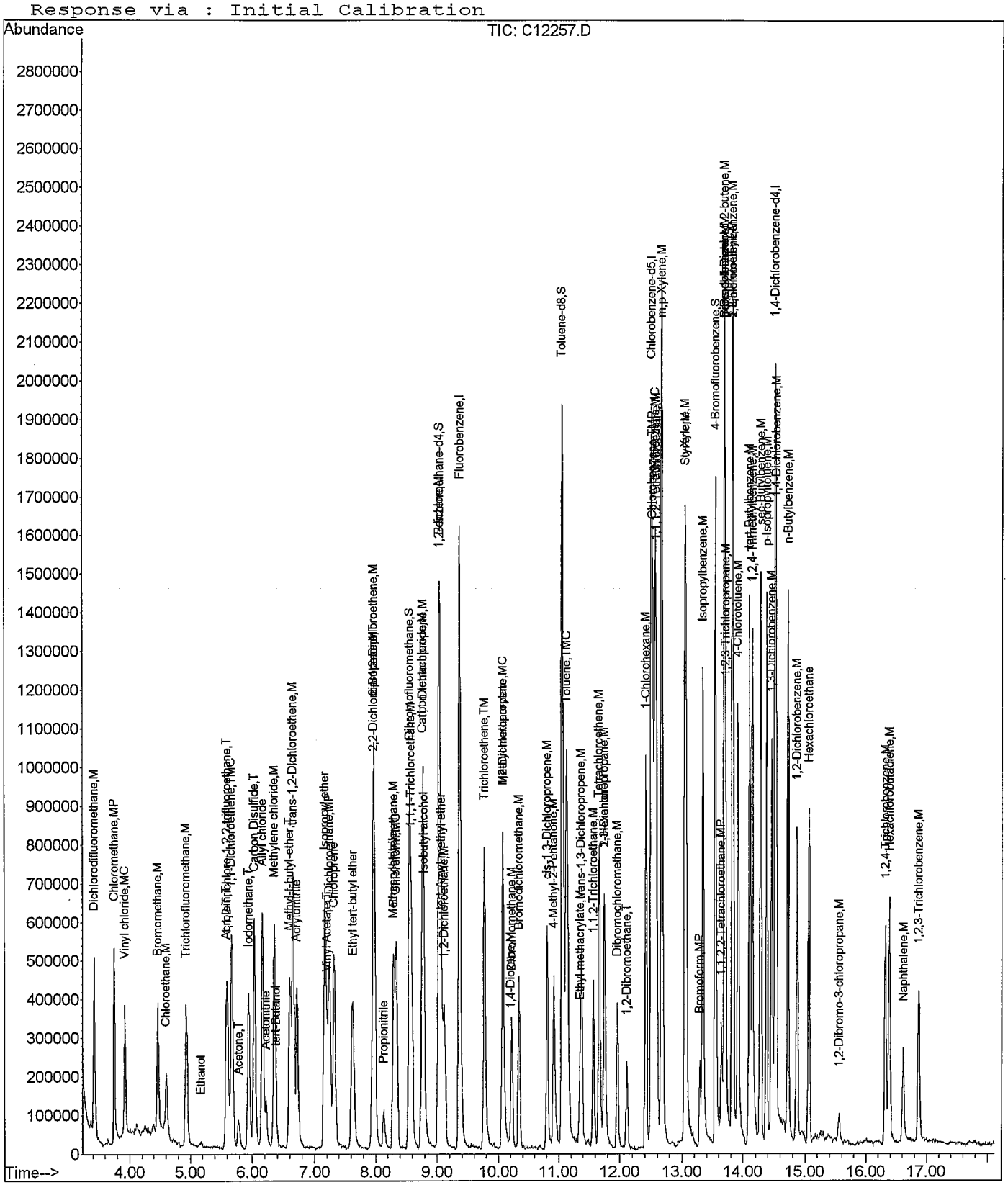

Quantitation Report (Not Reviewed)

Data File : C:\HPCHEM\1\DATA\091208\C12258.D
Acq On : 12 Sep 2008 13:15
Sample : 0809093-8MSD
Misc : 10mL water
MS Integration Params: ettics.p
Quant Time: Sep 12 13:34 2008

Vial: 11
Operator: twk-sop525r12:
Inst : CSS Instr
Multiplr: 1.00

Quant Results File: 082208W.RES

Quant Method : C:\HPCHEM\1\METHODS\082208W.M (RTE Integrator)
Title : GC/MS Volatiles (S.O.P. 525)
Last Update : Fri Sep 12 11:20:53 2008
Response via : Initial Calibration
DataAcq Meth : 082208W

Internal Standards	R.T.	QIon	Response	Conc	Units	Dev(Min)
1) Fluorobenzene	9.36	96	1767553	25.00	ppb	0.00
52) Chlorobenzene-d5	12.51	82	677987	25.00	ppb	0.00
72) 1,4-Dichlorobenzene-d4	14.51	152	554174	25.00	ppb	0.00
System Monitoring Compounds						
34) Dibromofluoromethane	8.56	113	719504	26.27	ppb	0.00
Spiked Amount 25.000	Range 80 - 124		Recovery = 105.08%			
38) 1,2-dichloroethane-d4	9.03	65	402874	23.33	ppb	0.00
Spiked Amount 25.000	Range 62 - 139		Recovery = 93.32%			
53) Toluene-d8	11.06	98	1869272	25.72	ppb	0.00
Spiked Amount 25.000	Range 81 - 119		Recovery = 102.88%			
73) 4-Bromofluorobenzene	13.55	95	614455	25.46	ppb	0.00
Spiked Amount 25.000	Range 78 - 129		Recovery = 101.84%			

Target Compounds						Qvalue
2) Dichlorodifluoromethane	3.42	85	431114	10.08	ppb	100
3) Chloromethane	3.74	50	486540	10.45	ppb	98
4) Vinyl chloride	3.92	62	345449	10.90	ppb	97
5) Bromomethane	4.46	96	227350	11.05	ppb	94
6) Chloroethane	4.60	64	140639	10.12	ppb	89
7) Trichlorofluoromethane	4.93	101	425665	10.64	ppb	100
8) Ethanol	5.19	45	28739	243.98	ppb	90
9) Acrolein	5.59	56	95249	121.58	ppb	89
10) 1,1,2-Trichloro-1,2,2-trif	5.60	101	296406	10.66	ppb	96
11) 1,1-Dichloroethene	5.68	96	271165	11.03	ppb	90
12) Acetone	5.79	58	30956	42.97	ppb	84
13) Iodomethane	5.95	142	574443	11.02	ppb	95
14) Carbon Disulfide	6.03	76	1054358	11.20	ppb	99
15) Allyl chloride	6.17	76	151087	10.60	ppb	89
16) Acetonitrile	6.23	41	158542	95.38	ppb #	94
17) Methylene chloride	6.36	84	277392	10.61	ppb	97
18) tert-Butanol	6.40	59	37353	53.43	ppb #	96
19) Methyl-t-butyl-ether	6.61	73	665675	20.63	ppb	98
20) trans-1,2-Dichloroethene	6.66	96	301178	11.42	ppb	98
21) Acrylonitrile	6.72	53	420944	106.81	ppb	94
22) Isopropyl ether	7.18	45	1205082	11.33	ppb	97
23) Vinyl Acetate	7.21	43	265702	9.16	ppb	98
24) 1,1-Dichloroethane	7.24	63	645784	11.36	ppb	93
25) Chloroprene	7.32	53	403587	10.50	ppb	96
26) Ethyl tert-butyl ether	7.63	59	631392	10.43	ppb #	95
27) 2,2-Dichloropropane	7.96	77	361261	11.65	ppb	94
28) 2-Butanone	7.98	43	231328	40.03	ppb	99
29) cis-1,2-Dichloroethene	7.98	96	310527	10.74	ppb	99
30) Propionitrile	8.13	54	136200	100.98	ppb #	82
31) Methacrylonitrile	8.29	67	36642	9.77	ppb	97
32) Bromochloromethane	8.30	128	135255	11.05	ppb	90
33) Chloroform	8.34	83	564608	11.56	ppb	98
35) 1,1,1-Trichloroethane	8.59	97	421616	11.86	ppb	91
36) Carbon tetrachloride	8.77	117	353394	11.07	ppb	98
37) 1,1-Dichloropropene	8.79	75	403758	11.54	ppb	96
39) Isobutyl alcohol	8.80	43	71665	169.02	ppb #	84
40) tert-Amyl methyl ether	9.07	87	73956	10.73	ppb #	71
41) Benzene	9.04	78	1073803	10.41	ppb	97
42) 1,2-Dichloroethane	9.12	62	262248	11.21	ppb	96
43) Trichloroethene	9.77	95	304056	10.59	ppb	96

(#) = qualifier out of range (m) = manual integration

m 9/12/08

Quantitation Report (Not Reviewed)

Data File : C:\HPCHEM\1\DATA\091208\C12258.D
Acq On : 12 Sep 2008 13:15
Sample : 0809093-8MSD
Misc : 10mL water
MS Integration Params: ettics.p
Quant Time: Sep 12 13:34 2008

Vial: 11
Operator: twk-sop525r12:
Inst : CSS Instr
Multiplr: 1.00
Quant Results File: 082208W.RES

Quant Method : C:\HPCHEM\1\METHODS\082208W.M (RTE Integrator)
Title : GC/MS Volatiles (S.O.P. 525)
Last Update : Fri Sep 12 11:20:53 2008
Response via : Initial Calibration
DataAcq Meth : 082208W

	Compound	R.T.	QIon	Response	Conc Unit		Qvalue
44)	1,2-Dichloropropane	10.07	63	319652	10.86 ppb		94
45)	Methyl methacrylate	10.08	69	62749	10.19 ppb		88
46)	1,4-Dioxane	10.19	88	15060	266.70 ppb	#	69
47)	Dibromomethane	10.22	93	150932	10.73 ppb		95
48)	Bromodichloromethane	10.34	83	329011	11.12 ppb		95
49)	2-Chloroethyl vinyl ether	10.81	63	2461	0.27 ppb	#	44
50)	cis-1,3-Dichloropropene	10.80	75	364356	11.21 ppb		96
51)	4-Methyl-2-Pentanone	10.92	43	556137	44.04 ppb	#	97
54)	Toluene	11.13	91	993577	9.88 ppb		97
55)	Ethyl methacrylate	11.35	69	145483	9.15 ppb	#	94
56)	trans-1,3-Dichloropropene	11.38	75	240780	10.01 ppb		98
57)	1,1,2-Trichloroethane	11.57	83	155064	10.54 ppb		93
58)	Tetrachloroethene	11.67	164	231866	10.67 ppb		98
59)	2-Hexanone	11.75	58	146236	38.83 ppb		96
60)	1,3-Dichloropropane	11.75	76	225682	9.73 ppb		93
61)	Dibromochloromethane	11.96	129	214749	9.60 ppb		100
62)	1,2-Dibromoethane	12.11	107	176441	10.02 ppb		97
63)	1-Chlorohexane	12.42	91	363012	9.86 ppb		95
64)	Chlorobenzene	12.54	112	622816	9.41 ppb		100
65)	Ethylbenzene	12.57	91	1135173	10.52 ppb		98
66)	1,1,1,2-Tetrachloroethane	12.59	131	222388	10.43 ppb		95
67)	m,p-Xylene	12.67	106	772602	19.74 ppb		95
68)	o-Xylene	13.05	106	450934	11.25 ppb		92
69)	Styrene	13.06	104	620771	11.01 ppb		98
70)	Bromoform	13.29	173	107284	9.69 ppb		93
71)	Isopropylbenzene	13.33	105	1070720	11.17 ppb		99
74)	1,1,2,2-Tetrachloroethane	13.64	83	178719	9.84 ppb		93
75)	trans-1,4-Dichloro-2-buten	13.69	53	43704	10.73 ppb	#	70
76)	n-Propylbenzene	13.69	91	1378455	10.60 ppb		98
77)	1,2,3-Trichloropropane	13.71	110	31987	9.96 ppb		95
78)	Bromobenzene	13.70	156	251252	10.37 ppb		98
79)	1,3,5-Trimethylbenzene	13.82	105	889262	10.52 ppb		97
80)	2-Chlorotoluene	13.83	126	266602	10.31 ppb		98
81)	4-Chlorotoluene	13.92	126	250790	10.46 ppb		99
82)	tert-Butylbenzene	14.10	134	135786	10.49 ppb		86
83)	1,2,4-Trimethylbenzene	14.15	105	824119	10.32 ppb		99
84)	sec-Butylbenzene	14.28	105	1165869	10.54 ppb		99
85)	p-Isopropyltoluene	14.38	119	832271	9.75 ppb		98
86)	1,3-Dichlorobenzene	14.46	146	437980	9.79 ppb		97
87)	1,4-Dichlorobenzene	14.54	146	433181	10.28 ppb		96
88)	n-Butylbenzene	14.72	91	958839	11.02 ppb		95
89)	1,2-Dichlorobenzene	14.87	146	382078	10.08 ppb		93
90)	Hexachloroethane	15.06	201	142360	9.46 ppb		90
91)	1,2-Dibromo-3-chloropropan	15.56	157	21586	10.45 ppb		83
92)	1,2,4-Trichlorobenzene	16.32	180	245312	10.44 ppb		93
93)	Hexachlorobutadiene	16.39	225	153858	9.87 ppb		96
94)	Naphthalene	16.61	128	260156	9.73 ppb		100
95)	1,2,3-Trichlorobenzene	16.87	180	180715	9.87 ppb		97

(#) = qualifier out of range (m) = manual integration

Quantitation Report

Data File : C:\HPCHEM\1\DATA\091208\C12258.D
Acq On : 12 Sep 2008 13:15
Sample : 0809093-8MSD
Misc : 10mL water
MS Integration Params: ettics.p
Quant Time: Sep 12 13:34 2008

Vial: 11
Operator: twk-sop525r12:
Inst : CSS Instr
Multiplr: 1.00
Quant Results File: 082208W.RES

Method : C:\HPCHEM\1\METHODS\082208W.M (RTE Integrator)
Title : GC/MS Volatiles (S.O.P. 525)
Last Update : Fri Sep 12 11:20:53 2008
Response via : Initial Calibration

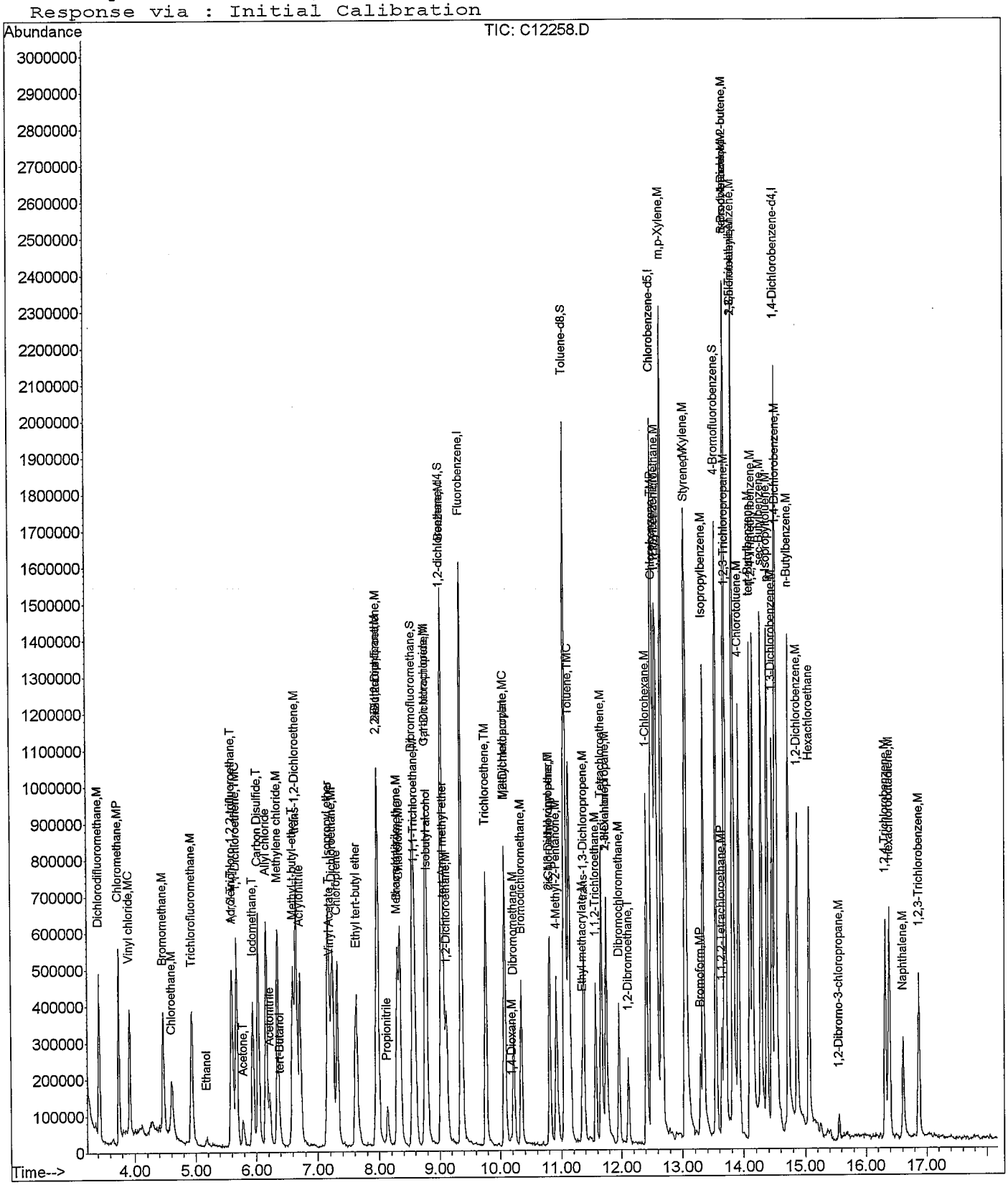

Paragon Analytics

INORGANICS CASE NARRATIVE

URS

Prather Phase 1 Investigation

Order Number - 0809093

1. This report consists of 9 water samples.
2. The samples were received cool and intact on 09/12/08.
3. The samples had been correctly preserved for the requested analyses with the exception of the samples for sulfide. The client directed Paragon to not add additional preservation to the sulfide bottles.
4. The samples were prepared for analysis based on Methods for the Chemical Analysis of Waters and Wastes (MCAWW), May 1994 procedures and Environmental Monitoring Systems Laboratory (EMSL) Rev 2.1 procedures.
5. The samples were analyzed following MCAWW and EMSL procedures for the following methods:

Analyte	Method	SOP #
Alkalinity	310.1	1106 Rev 6
Bicarbonate	310.1	1106 Rev 6
Carbonate	310.1	1106 Rev 6
Hydroxide	310.1	1106 Rev 6
Specific conductance	120.1	1128 Rev 9
Sulfide	376.1	1120 Rev 5
TDS	160.1	1101 Rev 10
Bromide	300.0	1113 Rev 11
Chloride	300.0	1113 Rev 11
Fluoride	300.0	1113 Rev 11
Nitrate as N	300.0	1113 Rev 11
Nitrite as N	300.0	1113 Rev 11
Sulfate	300.0	1113 Rev 11

6. All standards and solutions were used within their recommended shelf life.

7. The samples were prepared and analyzed within the established hold time for each analysis except the samples for nitrate as N and nitrite as N. The samples were received with little or no holding time remaining.

All in house quality control procedures were followed, as described below.

8. General quality control procedures.

   - A preparation (method) blank and laboratory control sample (LCS) were prepared and analyzed with the samples in each applicable preparation batch. There were not more than 20 samples in each preparation batch.
   - The method blank associated with each applicable batch was below the reporting limit for the requested analytes. This indicates that no contaminants were introduced to the samples during preparation and analysis.
   - The LCS was within the acceptance limits for each applicable analysis.
   - All initial and continuing calibration blanks (ICB/CCB) associated with each applicable analytical batch were below the reporting limit for the requested analytes.
   - All initial and continuing calibration verifications (ICV/CCV) associated with each applicable analytical batch were within the acceptance criteria for the requested analytes. This indicates a valid calibration and stable instrument conditions.

9. Matrix specific quality control procedures.

   Sample 0809093-8 was designated as the quality control sample for each analysis.

   Similarity of matrix and therefore relevance of the QC results should not be automatically inferred for any sample other than the native sample selected for QC.

   - A matrix spike (MS) and matrix spike duplicate (MSD) were prepared and analyzed with the bromide, chloride, fluoride, nitrate as N, nitrite as N, and sulfate batch. All guidance criteria for precision and accuracy were met with the following exceptions:

Analyte	Sample ID
Nitrite as N	0809093-8MS & MSD

     The native sample result is flagged for nitrite as N. The laboratory control sample indicates that the procedure was in control.

- Matrix spike recoveries could not be evaluated for the following analyte:

Analyte	Sample ID
Chloride	0809093-8MS & MSD

  The chloride concentration in the native sample was above the analytical range; therefore accurate quantitation of MS/MSD recoveries were not possible as the spike added was small relative to the unspiked sample concentration. The LCS, ICV, and CCV results indicate the procedure was in control for this analyte.

- A sample duplicate was prepared and analyzed with the alkalinity, bicarbonate, carbonate, hydroxide, specific conductance, sulfide, and TDS batches. All guidance criteria for precision were met.

10. It was necessary to dilute samples 0809093-3, -4, -5, -7, and -8 in order to bring the chloride and/or sulfate concentrations into the analytical range of the ion chromatograph (IC).

    Reduced aliquots were taken of the samples for the alkalinity, bicarbonate, carbonate, and hydroxide analysis. Reporting limits were elevated accordingly.

11. Manual integrations are performed when needed to provide consistent and defensible data following the guidelines in Paragon Analytics Standard Operating Procedure 939 Revision 3. Whenever manual integrations are performed, before and after chromatograms of the peak that were manually integrated are included in the report along with the reason why the re-integration was necessary.

The data contained in the following report have been reviewed and approved by the personnel listed below. In addition, Paragon Analytics certifies that the analyses reported herein are true, complete and correct within the limits of the methods employed.

Megan Johnson
Megan Johnson
Inorganics Primary Data Reviewer

9/19/08
Date

Inorganics Final Data Reviewer

9/19/08
Date

Inorganic Data Reporting Qualifiers

The following qualifiers are used by the laboratory when reporting results of inorganic analyses.

- Concentration qualifier -- If the analyte was analyzed for but not detected a “U” is entered.

- QC qualifier -- Specified entries and their meanings are as follows:

  N - Spiked sample recovery not within control limits.

  * - Duplicate analysis (relative percent difference) not within control limits.

  Z - Calibration spike recovery not within control limits.

Chain of Custody

Paragon Analytics

Sample Number(s) Cross-Reference Table

Paragon OrderNum: 0809093
Client Name: URS
Client Project Name: Prather Phase 1 Investigation
Client Project Number:
Client PO Number: Prather-2008

Client Sample Number	Lab Sample Number	COC Number	Matrix	Date Collected	Time Collected
PS-MW12D	0809093-1		WATER	10-Sep-08	10:10
PS-MW13D	0809093-2		WATER	10-Sep-08	10:45
PS-MW07S	0809093-3		WATER	10-Sep-08	11:45
PS-MW07S Dup	0809093-4		WATER	10-Sep-08	11:45
PS-MW07D	0809093-5		WATER	10-Sep-08	13:00
PS-MW09S	0809093-6		WATER	10-Sep-08	13:45
PS-MW10S	0809093-7		WATER	10-Sep-08	14:40
PS-MW10D	0809093-8		WATER	10-Sep-08	15:15
PS-MW11S	0809093-9		WATER	10-Sep-08	16:30

0809093

CHAIN OF CUSTODY RECORD / ANALYTICAL SERVICES AGREEMENT **

Evergreen Analytical Laboratory Inc.

4036 Youngfield St.
Wheat Ridge, Colorado 80033
(303) 425-6021
FAX (303) 425-6854
(877) 737-4521
info@evergreenanalytical.com

CLIENT INFORMATION

Mail **Original** Report to: URS Corporation
Attn ~~8181 East Tufts Avenue~~ Mark Leworsen
Address 8181 East Tufts Avenue
City Denver State CO Zip 80237
Tel # 303-694-2770 Fax # 303-930-6040 E-mail Mark_Leworsen@URSCorp.com

REPORT ALSO BY ☒ FAX ☒ PDF ☒ EDD

REPORT CHROMATOGRAMS ☐ NO (Yes)

Mail Invoice to: Same
Attn
Address
City State Zip
Tel # Fax #

Project ID# Prather Phase I Investigation
P.O. Quote
Sampler MEM

NOTE: *Identify Known Hazards Below*

CONFIRMATION OF SAMPLE RECEIPT REQUIRED? ☐ YES

Report Results by: (Date)*
Standard 2 working weeks ☐
UST Analyses per Fee Schedule ☐
* Rush: ☐ less than 24 hrs, 150% ☐ 1 - 2 work days, 100%
☒ 3 - 5 work days, 50% ☐ 6 - 9 work days, 25%
*Subject to surcharge & exceptions noted in fee schedule.

	SAMPLE IDENTIFICATION	DATE SAMPLED	TIME	No. of Containers	MATRIX: 1) Drinking Water or 2) Discharge Water or 3) Ground Water (circle one)	Soil / Solid / Air / Gas	Oil / Sludge / Wipe	TCLP VOA/BNA/Pest/Herb/Metals (circle)	Volatile Organics 8260/624 (circle)	Semi-volatile Organics BNA, PAH, PNA 8270/625 (circle)	Chlorinated Pesticides 8081/608 (circle)	Organophosphorous Pesticides 8270	PCBs/8082/608/screen (circle)	Herbicides 8151	BTEX 8021/602/8260/MTBE (circle)	TVPH 8015mod. / 8260 (circle)	TEPH 8015mod. (Diesel)	Total Metals - DW / NPDES / SW846 (circle & list metals below)	Dissolved Metals - DW / SW846 (circle & list metals below)	Oil & Grease 1664 / 9071 (circle)	TRPH 418.1	Anions 300.0 (circle below)	Major Cations	Total Alkinity	TDS / conductivity	Dissolved Methane	Sulfide	For Laboratory Use Only
1	PS-MW12D	9/10/08	10:10	10					X									X				X	X	X	X	X	X	
2	PS-MW13D		10:45	10					X									X				X	X	X	X	X	X	
3	PS-MW07S		11:45	10					X									X				X	X	X	X	X	X	
4	PS-MW07S Dup		11:45	10					X									X				X	X	X	X	X	X	
5	PS-MW07D		13:00	7					X									X				X				X		
6	PS-MW09S		13:45	10					X									X				X	X	X	X	X	X	
7	PS-MW10S		14:40	10					X									X				X	X	X	X	X	X	
8	PS-MW10D		15:15	10					X									X				X	X	X	X	X	X	
	PS-MW10D-MS		15:15	10					X									X				X	X	X	X	X	X	
	PS-MW10D-MSD		15:15	10					X									X				X	X	X	X	X	X	
	Sample Fraction																											

Instructions: Run Extended 8260 Suite, Trace Metals/Cations on non-preserved and non-filtered - Dist lab for Dissolved. See attached Sheet for Analysis Required.

** **Important Note:** See reverse side for Terms and Conditions.

Anions: Bromide, Chloride, Nitrate, Nitrite, O-Phosphate, Sulfate (Circle)

Relinquished by: (*Signature*)	Date/Time	Received by: (*Signature*)	Date/Time	Relinquished by: (*Signature*)	Date/Time	Received by: (*Signature*)	Date/Time
[signature]	9/11/08 17:00	Cheryl Trumble	9-12-08 955				

0809093

CHAIN OF CUSTODY RECORD / ANALYTICAL SERVICES AGREEMENT **

Evergreen Analytical Laboratory Inc.

4036 Youngfield St.
Wheat Ridge, Colorado 80033
(303) 425-6021
FAX (303) 425-6854
(877) 737-4521
info@evergreenanalytical.com

CLIENT INFORMATION

Mail **Original** Report to: URS Corporation
Attn Mark Levorsen
Address 8181 East Tufts Avenue
City Denver State CO Zip 80237
Tel # 303-694-2770 Fax # 303-930-6040 E-mail Mark_Levorsen@URSCorp.com

REPORT ALSO BY ☒ FAX ☒ PDF ☒ EDD

REPORT CHROMATOGRAMS ❑ NO (Yes)

Mail Invoice to: Same
Attn
Address
City State Zip
Tel # Fax #

Project ID# Prather ~~Spring~~ Phase I Inv.
P.O. Quote
Sampler MEM, KHB

NOTE: *Identify Known Hazards Below*

Report Results by: (Date)*
Standard 2 working weeks ❑
UST Analyses per Fee Schedule ❑
* Rush: ❑ less than 24 hrs, 150% ❑ 1 - 2 work days, 100%
☒ 3 - 5 work days, 50% ❑ 6 - 9 work days, 25%
*Subject to surcharge & exceptions noted in fee schedule.

CONFIRMATION OF SAMPLE RECEIPT REQUIRED? ❑ YES

SAMPLE IDENTIFICATION	DATE SAMPLED	TIME	No. of Containers	MATRIX: 1) Drinking Water or 2) Discharge Water or 3) Ground Water (circle one)	Soil / Solid / Air / Gas	Oil / Sludge / Wipe	TCLP VOA/BNA/Pest/Herb/Metals (circle)	Volatile Organics 8260/624 (circle)	Semi-volatile Organics BNA, PAH, PNA 8270/625 (circle)	Chlorinated Pesticides 8081/608 (circle)	Organophosphorous Pesticides 8270	PCBs/8082/608/screen (circle)	Herbicides 8151	BTEX 8021/602/8260/MTBE (circle)	TVPH 8015mod. / 8260 (circle)	TEPH 8015mod. (Diesel)	Total Metals - DW / NPDES / SW846 (circle & list metals below)	Dissolved Metals - DW / SW846 (circle & list metals below)	Oil & Grease 1664 / 9071 (circle)	TRPH 418.1	Anions 300.0 (circle below)	Major Cations	Total Alkalinity	TDS / Conductivity	Dissolved Methane	Sulfide		For Laboratory Use Only
(9) PS-MW11S	9/10/08	16:30	10					X									X				X	X	X	X	X	X		
Sample Fraction																												

Instructions: Run Extended 8260 suite - Trace Metals/Cations are non preserved & non-filtered - lab needs to filter & preserve and run for dissolved See attached sheet for analysis Required.

** **Important Note:** See reverse side for Terms and Conditions.

Anions: Bromide, Chloride, Nitrate, Nitrite, O-Phosphate, Sulfate (Circle)

For Laboratory Use Only:
W.O. #
B.O.F. #
C/S (O) /
C/S (I) /
Temp. °C / Ice
Seals Present Y / N / NA
Samples Pres. Y / N / NA
Headspace Y / N / NA
By /

Relinquished by: (Signature)	Date/Time	Received by: (Signature)	Date/Time	Relinquished by: (Signature)	Date/Time	Received by: (Signature)	Date/Time
MEM	9/11/08 17:00	Cheryl Trumble	9-12-08 955				

∞

0809093

Table 2 - Aqueous Sample Collection, Handling, and Analysis Summary

Analyte Class	Analysis	Method	Reporting Limit	Holding Time	Bottle and Preservation
Organics	Volatile Organics (including BTEX)	SW8260M extended	Varies by analyte	14 days	3 x 40 ml glass vial, pH < 2 with HCl, ≤6°C
	Methane	RSK-175	1.0 mg/l	7 days	3 x 40 ml glass vial. ≤6°C
Trace and Other Metals	Arsenic, dissolved	SW6020	0.002 mg/l	6 months	field-filtered into 1 L poly bottle, pH < 2 with HNO_3, ≤6°C
	Barium, dissolved		0.025 mg/l		
	Boron, dissolved		0.2 mg/l		
	Cadmium, dissolved		0.001 mg/l		
	Chromium, dissolved		0.005 mg/l		
	Copper, dissolved		0.025 mg/l		
	Lead, dissolved		0.005 mg/l		
	Selenium, dissolved		0.005 mg/l		
	Silver, dissolved		0.002 mg/l		
Major Cations	Calcium, dissolved	SW6010B	0.387 mg/l		
	Iron, dissolved		0.07 mg/l		
	Magnesium, dissolved		0.15 mg/l		
	Manganese, dissolved		0.005 mg/l		
	Potassium, dissolved		0.34 mg/l		
	Sodium, dissolved		0.4 mg/l		
Major Anions	Bromide	EPA 300.0	0.2 mg/l	28 days	1 L poly bottle, ≤6°C
	Chloride		0.5 mg/l		
	Sulfate		0.5 mg/l		
	Nitrite + Nitrate as N		0.061 mg/l		
	Fluoride	SM4500-F C	0.2 mg/l	28 days	
	Bicarbonate alkalinity	SM2320B	5 mg/l	14 days	
	Carbonate alkalinity		5 mg/l		
	Hydroxide alkalinity		5 mg/l		

Filter & Preserve @ lab. Run for Dissolved as stated.

0809093

Analyte Class	Analysis	Method	Reporting Limit	Holding Time	Bottle and Preservation
	Total alkalinity		5 mg/l		
	Total Dissolved Solids (TDS)	EPA 160.1	10 mg/l	7 days	
	Sulfide	SM4500-S C/F	0.5 mg/l	7 days	5 ml of 10N Zinc acetate, pH > 9 with NaOH ≤6°C
Other Parameters	Conductivity	SM2510B	1 mmhos/cm	48 hours	≤6°C
	Cation/Anion Charge Balance	SM1030F (calculation)	NA	NA	NA

SW = Test Methods for Evaluating Solid Waste, Physical/Chemical Methods, USEPA Office of Solid Waste (SW-846), including all updates.

SM = Standard Methods for the Examination of Water and Wastewater, 20th Edition, EPA.

EPA = Methods for the Chemical Analysis of Water and Wastewater (MCAWW), 1983, EPA

NA = Not applicable

CONDITION OF SAMPLE UPON RECEIPT FORM **Paragon Analytics**

Client: URS Workorder No: 0809093

Project Manager: DF Initials: CT Date: 9-12-08

1.	Does this project require any **special handling** in addition to standard Paragon procedures?		YES	(NO)
2.	Are custody **seals** on **shipping containers** intact?	NONE	(YES)	NO
3.	Are Custody seals on **sample containers** intact?	(NONE)	YES	NO
4.	Is there a **COC (Chain-of-Custody) present** or other representative documents?		(YES)	NO
5.	Are the **COC and bottle labels complete and legible**?		(YES)	NO
6.	Is the **COC in agreement** with samples received? (IDs, dates, times, no. of samples, no. of containers, matrix, requested analyses, etc.)		YES	(NO)
7.	Were **airbills / shipping documents** present and/or removable?	DROP OFF	(YES)	NO
8.	Are all aqueous **samples requiring preservation preserved correctly?** (excluding volatiles)	N/A	YES	(NO)
9.	Are all aqueous **non-preserved samples pH 4-9**?	N/A	(YES)	NO
10.	Is there **sufficient sample** for the requested analyses?		(YES)	NO
11.	Were all samples placed in the **proper containers** for the requested analyses?		(YES)	NO
12.	Are all samples within **holding times** for the requested analyses?		(YES)	NO
13.	Were all sample containers received **intact**? (not broken or leaking, etc.)		(YES)	NO
14.	Are all samples requiring **no** headspace (**VOC, GRO, RSK/MEE, Rx CN/S, radon**) headspace free? **Size of bubble**: ____ < green pea ____ > green pea	N/A	YES	(NO)
15.	Do perchlorate LCMS-MS samples **have** headspace? (at least 1/3 of container required)	(N/A)	YES	NO
16.	Were samples checked for and free from the presence of **residual chlorine?** (Applicable when PM has indicated samples are from a chlorinated water source; note if field preservation with sodium thiosulfate was not observed.)	(N/A)	YES	NO
17.	Were the samples **shipped on ice**?		(YES)	NO
18.	Were cooler temperatures measured at 0.1-6.0°C? **IR gun used*:** #2 (#4)	RAD ONLY	(YES)	NO

Cooler #:	1	2							
Temperature (°C):	3.8	2.6							
No. of custody seals on cooler:	1	1							
DOT Survey/ Acceptance Information — External µR/hr reading:	13	13							
Background µR/hr reading:	13								

Were external µR/hr readings ≤ two times background and within DOT acceptance criteria? (YES) / NO / NA (If no, see Form 008.)

Additional Information: PROVIDE DETAILS BELOW FOR A NO RESPONSE TO ANY QUESTION ABOVE, EXCEPT #1 AND #16.

PS-MW12D - Time on label: 10:40 ~~FH~~ CT 9-12-08 sulfide bottles pH 7 (All)
PS-MW07S - ↓ 11:00
PS-MW07S Dup ↓ 11:00 PS-MW07D - 1 bottle for Anions + metals
PS-MW10D - ↓ 15:05

If applicable, was the client contacted? (YES) NO / NA Contact: Shari O'Connor Date/Time: 9/12/08 Login report

Project Manager Signature / Date: Debbie Fazio 9/12/08

*IR Gun #2: Oakton, SN 29922500201-0066 *IR Gun #4: Oakton, SN 2372220101-0002

CONDITION OF SAMPLE UPON RECEIPT FORM

Paragon Analytics

Client: URS

Workorder No: 0809093

Project Manager: DF

Initials: CT

Date: 9-12-08

Additional Information:

Paragon to filter + preserve metals

Sample - 5 logged for full anim suite on associated table

No further preservation done to sulfide bottles as directed by URS

Headspace:

Paragon Sample ID	Client Sample ID	Requested Analyses	Temperature °C	Cooler Number
0809093-1-1				
-3-1	< green pea			
-4-1				
-4-4				
-5-4	>> green pea			
-7-1				
-7-2				
-7-3	< green pea			
-8-7				
-8-12				
-8-15				

If applicable, was the client contacted? YES / NO / NA Contact: Sheri O'Connor Date/Time: 9/12/08 login report

Project Manager Signature / Date: Debbie Fazio 9/12/08

0809093

FedEx Express **US Airbill** FedEx Tracking Number 8662 6664 0715

RECIPIENT: PEEL HERE

1 From This portion can be removed for Recipient's records.

Date 9/11/08 FedEx Tracking Number 866266640715

Sender's Name Kris Powe Phone 970 243-3271

Company HRL COMPLIANCE SOLUTIONS

Address 216 NORTH AVE STE 1 Dept./Floor/Suite/Room 13

City GRAND JUNCTION State CO ZIP 81501

2 Your Internal Billing Reference 1-

3 To

Recipient's Name Sample Receiving Phone 800 443-1511

Company Paragon Analytics, Inc 2.60

Recipient's Address 225 Commerce Drive Dept./Floor/Suite/Room

We cannot deliver to P.O. boxes or P.O. ZIP codes.

Address

To request a package be held at a specific FedEx location, print FedEx address here.

City Fort Collins State CO ZIP 80524

0384077053

8662 6664 0715

4a

4b

5

Envelope* Includes FedEx Small Pak, FedEx Large Pak, and FedEx Sturdy Pak. Box FedEx Tube Other

6 Special Handling Include FedEx address in

SATURDAY Delivery Not available for FedEx Standard Overnight, FedEx First Overnight, FedEx Express Saver, or FedEx 3Day Freight.

HOLD Weekday at FedEx Location Not available for FedEx First Overnight.

Available for Overnight or 2Day to select locations. Priority

Does this shipment contain dangerous goods? One box must be checked.

No Yes As per attached Shipper's Declaration. Yes Shipper's Declaration not required. Dry Ice Dry Ice, 9, UN 1845 x Cargo Aircraft Only

Dangerous goods (including dry ice) cannot be shipped in FedEx packaging.

7 Payment Bill to: Enter FedEx Acct. No. or Credit Card No. below. Obtain Recip. Acct. No.

Sender Acct. No. in Section 1 will be billed. Recipient Third Party Credit Card Cash/Check

Total Packages 2 Total Weight

Credit Card Auth

†Our liability is limited to $100 unless you declare a higher value. See the current FedEx Service Guide for details.

fedex.com 1.800.GoFedEx 800

Part # 156297-435 RIT 08/08

FedEx 0001/0002 FRI - 12 SEP AA
PRIORITY OVERNIGHT

TRK# 0215 8662 6664 0715

MASTER

80524 CO-US DEN

72 FTCA

emp# 439253 11SEP08 17:45

FedEx MPS 11SEP 17:42 Pcs: 2 1 of 1 Emp#: 439253 Rt#: STA

866266640715

MASTER TRK#:

Part # 156297

13

0809093

FedEx 0002/0002 FRI - 12 SEP AA
PRIORITY OVERNIGHT

MPS# 0681 7955 1949 1485
Mstr# 8662 6664 0715 0215

80524
CO-US
DEN

72 FTCA

emp# 439253 11SEP08 17:45

13 1-

3.8°C

RT 611 A

FZ 1485
09.12

Sample Results

BICARBONATE AS CaCO3

Method EPA310.1

Sample Results

Lab Name: Paragon Analytics
Client Name: URS
Client Project ID: Prather Phase 1 Investigation
Work Order Number: 0809093
Reporting Basis: As Received
Prep Method: NONE
Final Volume: 100 ml
Matrix: WATER
Result Units: MG/L

Client Sample ID	Lab ID	Date Collected	Date Prepared	Date Analyzed	Percent Moisture	Dilution Factor	Result	Reporting Limit	Flag	Sample Aliquot
PS-MW12D	0809093-1	09/10/2008	09/12/2008	09/12/2008	N/A	1	230	20		25 ml
PS-MW13D	0809093-2	09/10/2008	09/12/2008	09/12/2008	N/A	1	250	20		25 ml
PS-MW07S	0809093-3	09/10/2008	09/12/2008	09/12/2008	N/A	1	200	20		25 ml
PS-MW07S Dup	0809093-4	09/10/2008	09/12/2008	09/12/2008	N/A	1	210	20		25 ml
PS-MW07D	0809093-5	09/10/2008	09/12/2008	09/12/2008	N/A	1	230	20		25 ml
PS-MW09S	0809093-6	09/10/2008	09/12/2008	09/12/2008	N/A	1	210	20		25 ml
PS-MW10S	0809093-7	09/10/2008	09/12/2008	09/12/2008	N/A	1	210	20		25 ml
PS-MW10D	0809093-8	09/10/2008	09/12/2008	09/12/2008	N/A	1	220	20		25 ml
PS-MW11S	0809093-9	09/10/2008	09/12/2008	09/12/2008	N/A	1	210	20		25 ml

Comments:

1. ND or U = Not Detected at or above the client requested detection limit.

Data Package ID: *ak0809093-1*

CARBONATE AS CaCO3

Method EPA310.1

Sample Results

Lab Name: Paragon Analytics
Client Name: URS
Client Project ID: Prather Phase 1 Investigation
Work Order Number: 0809093
Reporting Basis: As Received
Prep Method: NONE
Final Volume: 100 ml
Matrix: WATER
Result Units: MG/L

Client Sample ID	Lab ID	Date Collected	Date Prepared	Date Analyzed	Percent Moisture	Dilution Factor	Result	Reporting Limit	Flag	Sample Aliquot
PS-MW12D	0809093-1	09/10/2008	09/12/2008	09/12/2008	N/A	1	20	20	U	25 ml
PS-MW13D	0809093-2	09/10/2008	09/12/2008	09/12/2008	N/A	1	20	20	U	25 ml
PS-MW07S	0809093-3	09/10/2008	09/12/2008	09/12/2008	N/A	1	20	20	U	25 ml
PS-MW07S Dup	0809093-4	09/10/2008	09/12/2008	09/12/2008	N/A	1	20	20	U	25 ml
PS-MW07D	0809093-5	09/10/2008	09/12/2008	09/12/2008	N/A	1	20	20	U	25 ml
PS-MW09S	0809093-6	09/10/2008	09/12/2008	09/12/2008	N/A	1	20	20	U	25 ml
PS-MW10S	0809093-7	09/10/2008	09/12/2008	09/12/2008	N/A	1	20	20	U	25 ml
PS-MW10D	0809093-8	09/10/2008	09/12/2008	09/12/2008	N/A	1	20	20	U	25 ml
PS-MW11S	0809093-9	09/10/2008	09/12/2008	09/12/2008	N/A	1	20	20	U	25 ml

Comments:

1. ND or U = Not Detected at or above the client requested detection limit.

Data Package ID: *ak0809093-1*

HYDROXIDE AS CACO3

Method EPA310.1

Sample Results

Lab Name: Paragon Analytics
Client Name: URS
Client Project ID: Prather Phase 1 Investigation
Work Order Number: 0809093
Reporting Basis: As Received
Prep Method: NONE
Final Volume: 100 ml
Matrix: WATER
Result Units: MG/L

Client Sample ID	Lab ID	Date Collected	Date Prepared	Date Analyzed	Percent Moisture	Dilution Factor	Result	Reporting Limit	Flag	Sample Aliquot
PS-MW12D	0809093-1	09/10/2008	09/12/2008	09/12/2008	N/A	1	20	20	U	25 ml
PS-MW13D	0809093-2	09/10/2008	09/12/2008	09/12/2008	N/A	1	20	20	U	25 ml
PS-MW07S	0809093-3	09/10/2008	09/12/2008	09/12/2008	N/A	1	20	20	U	25 ml
PS-MW07S Dup	0809093-4	09/10/2008	09/12/2008	09/12/2008	N/A	1	20	20	U	25 ml
PS-MW07D	0809093-5	09/10/2008	09/12/2008	09/12/2008	N/A	1	20	20	U	25 ml
PS-MW09S	0809093-6	09/10/2008	09/12/2008	09/12/2008	N/A	1	20	20	U	25 ml
PS-MW10S	0809093-7	09/10/2008	09/12/2008	09/12/2008	N/A	1	20	20	U	25 ml
PS-MW10D	0809093-8	09/10/2008	09/12/2008	09/12/2008	N/A	1	20	20	U	25 ml
PS-MW11S	0809093-9	09/10/2008	09/12/2008	09/12/2008	N/A	1	20	20	U	25 ml

Comments:

1. ND or U = Not Detected at or above the client requested detection limit.

Data Package ID: *ak0809093-1*

TOTAL ALKALINITY AS CaCO3

Method EPA310.1

Sample Results

Lab Name: Paragon Analytics
Client Name: URS
Client Project ID: Prather Phase 1 Investigation
Work Order Number: 0809093
Reporting Basis: As Received
Prep Method: NONE
Final Volume: 100 ml
Matrix: WATER
Result Units: MG/L

Client Sample ID	Lab ID	Date Collected	Date Prepared	Date Analyzed	Percent Moisture	Dilution Factor	Result	Reporting Limit	Flag	Sample Aliquot
PS-MW12D	0809093-1	09/10/2008	09/12/2008	09/12/2008	N/A	1	230	20		25 ml
PS-MW13D	0809093-2	09/10/2008	09/12/2008	09/12/2008	N/A	1	250	20		25 ml
PS-MW07S	0809093-3	09/10/2008	09/12/2008	09/12/2008	N/A	1	200	20		25 ml
PS-MW07S Dup	0809093-4	09/10/2008	09/12/2008	09/12/2008	N/A	1	210	20		25 ml
PS-MW07D	0809093-5	09/10/2008	09/12/2008	09/12/2008	N/A	1	230	20		25 ml
PS-MW09S	0809093-6	09/10/2008	09/12/2008	09/12/2008	N/A	1	210	20		25 ml
PS-MW10S	0809093-7	09/10/2008	09/12/2008	09/12/2008	N/A	1	210	20		25 ml
PS-MW10D	0809093-8	09/10/2008	09/12/2008	09/12/2008	N/A	1	220	20		25 ml
PS-MW11S	0809093-9	09/10/2008	09/12/2008	09/12/2008	N/A	1	210	20		25 ml

Comments:

1. ND or U = Not Detected at or above the client requested detection limit.

Data Package ID: *ak0809093-1*

SPECIFIC CONDUCTIVITY

Method EPA120.1

Sample Results

Lab Name: Paragon Analytics
Client Name: URS
Client Project ID: Prather Phase 1 Investigation
Work Order Number: 0809093
Reporting Basis: As Received
Prep Method: NONE
Final Volume: 45 ml
Matrix: WATER
Result Units: umhos/cm

Client Sample ID	Lab ID	Date Collected	Date Prepared	Date Analyzed	Percent Moisture	Dilution Factor	Result	Reporting Limit	Flag	Sample Aliquot
PS-MW12D	0809093-1	09/10/2008	09/15/2008	09/15/2008	N/A	1	496	1		45 ml
PS-MW13D	0809093-2	09/10/2008	09/15/2008	09/15/2008	N/A	1	566	1		45 ml
PS-MW07S	0809093-3	09/10/2008	09/15/2008	09/15/2008	N/A	1	1176	1		45 ml
PS-MW07S Dup	0809093-4	09/10/2008	09/15/2008	09/15/2008	N/A	1	1177	1		45 ml
PS-MW07D	0809093-5	09/10/2008	09/15/2008	09/15/2008	N/A	1	1006	1		45 ml
PS-MW09S	0809093-6	09/10/2008	09/15/2008	09/15/2008	N/A	1	471	1		45 ml
PS-MW10S	0809093-7	09/10/2008	09/15/2008	09/15/2008	N/A	1	1203	1		45 ml
PS-MW10D	0809093-8	09/10/2008	09/15/2008	09/15/2008	N/A	1	982	1		45 ml
PS-MW11S	0809093-9	09/10/2008	09/15/2008	09/15/2008	N/A	1	484	1		45 ml

Comments:

1. ND or U = Not Detected at or above the client requested detection limit.

Data Package ID: *sc0809093-1*

SULFIDE

Method EPA376.1

Sample Results

Lab Name: Paragon Analytics
Client Name: URS
Client Project ID: Prather Phase 1 Investigation
Work Order Number: 0809093
Reporting Basis: As Received
Prep Method: NONE
Final Volume: 200 ml
Matrix: WATER
Result Units: MG/L

Client Sample ID	Lab ID	Date Collected	Date Prepared	Date Analyzed	Percent Moisture	Dilution Factor	Result	Reporting Limit	Flag	Sample Aliquot
PS-MW12D	0809093-1	09/10/2008	09/15/2008	09/15/2008	N/A	1	2	2	U	200 ml
PS-MW13D	0809093-2	09/10/2008	09/15/2008	09/15/2008	N/A	1	2	2	U	200 ml
PS-MW07S	0809093-3	09/10/2008	09/15/2008	09/15/2008	N/A	1	2	2	U	200 ml
PS-MW07S Dup	0809093-4	09/10/2008	09/15/2008	09/15/2008	N/A	1	2	2	U	200 ml
PS-MW09S	0809093-6	09/10/2008	09/15/2008	09/15/2008	N/A	1	2	2	U	200 ml
PS-MW10S	0809093-7	09/10/2008	09/15/2008	09/15/2008	N/A	1	2	2	U	200 ml
PS-MW10D	0809093-8	09/10/2008	09/15/2008	09/15/2008	N/A	1	2	2	U	200 ml
PS-MW11S	0809093-9	09/10/2008	09/15/2008	09/15/2008	N/A	1	2	2	U	200 ml

Comments:

1. ND or U = Not Detected at or above the client requested detection limit.

Data Package ID: *s0809093-1*

TOTAL DISSOLVED SOLIDS

Method EPA160.1

Sample Results

Lab Name: Paragon Analytics
Client Name: URS
Client Project ID: Prather Phase 1 Investigation
Work Order Number: 0809093
Reporting Basis: As Received
Prep Method: NONE
Final Volume: 100 ml
Matrix: WATER
Result Units: MG/L

Client Sample ID	Lab ID	Date Collected	Date Prepared	Date Analyzed	Percent Moisture	Dilution Factor	Result	Reporting Limit	Flag	Sample Aliquot
PS-MW12D	0809093-1	09/10/2008	09/12/2008	09/15/2008	N/A	1	330	20		100 ml
PS-MW13D	0809093-2	09/10/2008	09/12/2008	09/15/2008	N/A	1	390	20		100 ml
PS-MW07S	0809093-3	09/10/2008	09/12/2008	09/15/2008	N/A	1	880	20		100 ml
PS-MW07S Dup	0809093-4	09/10/2008	09/12/2008	09/15/2008	N/A	1	860	20		100 ml
PS-MW07D	0809093-5	09/10/2008	09/12/2008	09/15/2008	N/A	1	710	20		100 ml
PS-MW09S	0809093-6	09/10/2008	09/12/2008	09/15/2008	N/A	1	300	20		100 ml
PS-MW10S	0809093-7	09/10/2008	09/12/2008	09/15/2008	N/A	1	870	20		100 ml
PS-MW10D	0809093-8	09/10/2008	09/12/2008	09/15/2008	N/A	1	630	20		100 ml
PS-MW11S	0809093-9	09/10/2008	09/12/2008	09/15/2008	N/A	1	310	20		100 ml

Comments:

1. ND or U = Not Detected at or above the client requested detection limit.

Data Package ID: *td0809093-1*

BROMIDE

Method EPA300.0

Sample Results

Lab Name: Paragon Analytics
Client Name: URS
Client Project ID: Prather Phase 1 Investigation
Work Order Number: 0809093
Reporting Basis: As Received

Final Volume: 5 ml
Matrix: WATER
Result Units: MG/L

Client Sample ID	Lab ID	Date Collected	Date Prepared	Date Analyzed	Percent Moisture	Dilution Factor	Result	Reporting Limit	MDL	Flag	Sample Aliquot
PS-MW12D	0809093-1	9/10/2008	9/12/2008	09/12/2008	N/A	1	0.2	0.2	0.078	U	5 ml
PS-MW13D	0809093-2	9/10/2008	9/12/2008	09/12/2008	N/A	1	0.2	0.2	0.078	U	5 ml
PS-MW07S	0809093-3	9/10/2008	9/12/2008	09/12/2008	N/A	1	1.5	0.2	0.078		5 ml
PS-MW07S Dup	0809093-4	9/10/2008	9/12/2008	09/12/2008	N/A	1	1.4	0.2	0.078		5 ml
PS-MW07D	0809093-5	9/10/2008	9/12/2008	09/12/2008	N/A	1	0.65	0.2	0.078		5 ml
PS-MW09S	0809093-6	9/10/2008	9/12/2008	09/12/2008	N/A	1	0.67	0.2	0.078		5 ml
PS-MW10S	0809093-7	9/10/2008	9/12/2008	09/12/2008	N/A	1	1.4	0.2	0.078		5 ml
PS-MW10D	0809093-8	9/10/2008	9/12/2008	09/12/2008	N/A	1	1	0.2	0.078		5 ml
PS-MW11S	0809093-9	9/10/2008	9/12/2008	09/12/2008	N/A	1	0.2	0.2	0.078	U	5 ml

Comments:

1. ND or U = Not Detected at or above the client requested detection limit.

Data Package ID: *ic0809093-1*

CHLORIDE

Method EPA300.0

Sample Results

Lab Name: Paragon Analytics
Client Name: URS
Client Project ID: Prather Phase 1 Investigation
Work Order Number: 0809093
Reporting Basis: As Received

Final Volume: 5 ml
Matrix: WATER
Result Units: MG/L

Client Sample ID	Lab ID	Date Collected	Date Prepared	Date Analyzed	Percent Moisture	Dilution Factor	Result	Reporting Limit	MDL	Flag	Sample Aliquot
PS-MW12D	0809093-1	9/10/2008	9/12/2008	09/12/2008	N/A	1	9.2	0.2	0.05		5 ml
PS-MW13D	0809093-2	9/10/2008	9/12/2008	09/12/2008	N/A	1	15	0.2	0.05		5 ml
PS-MW07S	0809093-3	9/10/2008	9/12/2008	09/12/2008	N/A	20	280	4	1		5 ml
PS-MW07S Dup	0809093-4	9/10/2008	9/12/2008	09/12/2008	N/A	20	280	4	1		5 ml
PS-MW07D	0809093-5	9/10/2008	9/12/2008	09/12/2008	N/A	10	150	2	0.5		5 ml
PS-MW09S	0809093-6	9/10/2008	9/12/2008	09/12/2008	N/A	1	6.9	0.2	0.05		5 ml
PS-MW10S	0809093-7	9/10/2008	9/12/2008	09/12/2008	N/A	20	290	4	1		5 ml
PS-MW10D	0809093-8	9/10/2008	9/12/2008	09/12/2008	N/A	10	200	2	0.5		5 ml
PS-MW11S	0809093-9	9/10/2008	9/12/2008	09/12/2008	N/A	1	8.3	0.2	0.05		5 ml

Comments:

1. ND or U = Not Detected at or above the client requested detection limit.

Data Package ID: *ic0809093-1*

FLUORIDE

Method EPA300.0

Sample Results

Lab Name: Paragon Analytics
Client Name: URS
Client Project ID: Prather Phase 1 Investigation
Work Order Number: 0809093
Reporting Basis: As Received

Final Volume: 5 ml
Matrix: WATER
Result Units: MG/L

Client Sample ID	Lab ID	Date Collected	Date Prepared	Date Analyzed	Percent Moisture	Dilution Factor	Result	Reporting Limit	MDL	Flag	Sample Aliquot
PS-MW12D	0809093-1	9/10/2008	9/12/2008	09/12/2008	N/A	1	0.093	0.1	0.033	J	5 ml
PS-MW13D	0809093-2	9/10/2008	9/12/2008	09/12/2008	N/A	1	0.2	0.1	0.033		5 ml
PS-MW07S	0809093-3	9/10/2008	9/12/2008	09/12/2008	N/A	1	0.067	0.1	0.033	J	5 ml
PS-MW07S Dup	0809093-4	9/10/2008	9/12/2008	09/12/2008	N/A	1	0.068	0.1	0.033	J	5 ml
PS-MW07D	0809093-5	9/10/2008	9/12/2008	09/12/2008	N/A	1	0.14	0.1	0.033		5 ml
PS-MW09S	0809093-6	9/10/2008	9/12/2008	09/12/2008	N/A	1	0.14	0.1	0.033		5 ml
PS-MW10S	0809093-7	9/10/2008	9/12/2008	09/12/2008	N/A	1	0.065	0.1	0.033	J	5 ml
PS-MW10D	0809093-8	9/10/2008	9/12/2008	09/12/2008	N/A	1	0.077	0.1	0.033	J	5 ml
PS-MW11S	0809093-9	9/10/2008	9/12/2008	09/12/2008	N/A	1	0.089	0.1	0.033	J	5 ml

Comments:

1. ND or U = Not Detected at or above the client requested detection limit.

Data Package ID: *ic0809093-1*

NITRATE AS N

Method EPA300.0

Sample Results

Lab Name: Paragon Analytics
Client Name: URS
Client Project ID: Prather Phase 1 Investigation
Work Order Number: 0809093
Reporting Basis: As Received

Final Volume: 5 ml
Matrix: WATER
Result Units: MG/L

Client Sample ID	Lab ID	Date Collected	Date Prepared	Date Analyzed	Percent Moisture	Dilution Factor	Result	Reporting Limit	MDL	Flag	Sample Aliquot
PS-MW12D	0809093-1	9/10/2008	9/12/2008	09/12/2008	N/A	1	1.4	0.2	0.05		5 ml
PS-MW13D	0809093-2	9/10/2008	9/12/2008	09/12/2008	N/A	1	1.5	0.2	0.05		5 ml
PS-MW07S	0809093-3	9/10/2008	9/12/2008	09/12/2008	N/A	1	0.63	0.2	0.05		5 ml
PS-MW07S Dup	0809093-4	9/10/2008	9/12/2008	09/12/2008	N/A	1	0.66	0.2	0.05		5 ml
PS-MW07D	0809093-5	9/10/2008	9/12/2008	09/12/2008	N/A	1	0.5	0.2	0.05		5 ml
PS-MW09S	0809093-6	9/10/2008	9/12/2008	09/12/2008	N/A	1	1	0.2	0.05		5 ml
PS-MW10S	0809093-7	9/10/2008	9/12/2008	09/12/2008	N/A	1	0.58	0.2	0.05		5 ml
PS-MW10D	0809093-8	9/10/2008	9/12/2008	09/12/2008	N/A	1	0.5	0.2	0.05		5 ml
PS-MW11S	0809093-9	9/10/2008	9/12/2008	09/12/2008	N/A	1	1.6	0.2	0.05		5 ml

Comments:

1. ND or U = Not Detected at or above the client requested detection limit.

Data Package ID: *ic0809093-1*

NITRITE AS N

Method EPA300.0

Sample Results

Lab Name: Paragon Analytics
Client Name: URS
Client Project ID: Prather Phase 1 Investigation
Work Order Number: 0809093
Reporting Basis: As Received

Final Volume: 5 ml
Matrix: WATER
Result Units: MG/L

Client Sample ID	Lab ID	Date Collected	Date Prepared	Date Analyzed	Percent Moisture	Dilution Factor	Result	Reporting Limit	MDL	Flag	Sample Aliquot
PS-MW12D	0809093-1	9/10/2008	9/12/2008	09/12/2008	N/A	1	0.1	0.1	0.033	U	5 ml
PS-MW13D	0809093-2	9/10/2008	9/12/2008	09/12/2008	N/A	1	0.1	0.1	0.033	U	5 ml
PS-MW07S	0809093-3	9/10/2008	9/12/2008	09/12/2008	N/A	1	0.1	0.1	0.033	U	5 ml
PS-MW07S Dup	0809093-4	9/10/2008	9/12/2008	09/12/2008	N/A	1	0.1	0.1	0.033	U	5 ml
PS-MW07D	0809093-5	9/10/2008	9/12/2008	09/12/2008	N/A	1	0.1	0.1	0.033	U	5 ml
PS-MW09S	0809093-6	9/10/2008	9/12/2008	09/12/2008	N/A	1	0.1	0.1	0.033	U	5 ml
PS-MW10S	0809093-7	9/10/2008	9/12/2008	09/12/2008	N/A	1	0.1	0.1	0.033	U	5 ml
PS-MW10D	0809093-8	9/10/2008	9/12/2008	09/12/2008	N/A	1	0.1	0.1	0.033	UN	5 ml
PS-MW11S	0809093-9	9/10/2008	9/12/2008	09/12/2008	N/A	1	0.1	0.1	0.033	U	5 ml

Comments:

1. ND or U = Not Detected at or above the client requested detection limit.

Data Package ID: *ic0809093-1*

SULFATE

Method EPA300.0

Sample Results

Lab Name: Paragon Analytics
Client Name: URS
Client Project ID: Prather Phase 1 Investigation
Work Order Number: 0809093
Reporting Basis: As Received

Final Volume: 5 ml
Matrix: WATER
Result Units: MG/L

Client Sample ID	Lab ID	Date Collected	Date Prepared	Date Analyzed	Percent Moisture	Dilution Factor	Result	Reporting Limit	MDL	Flag	Sample Aliquot
PS-MW12D	0809093-1	9/10/2008	9/12/2008	09/12/2008	N/A	1	43	1	0.33		5 ml
PS-MW13D	0809093-2	9/10/2008	9/12/2008	09/12/2008	N/A	1	49	1	0.33		5 ml
PS-MW07S	0809093-3	9/10/2008	9/12/2008	09/12/2008	N/A	1	72	1	0.33		5 ml
PS-MW07S Dup	0809093-4	9/10/2008	9/12/2008	09/12/2008	N/A	1	70	1	0.33		5 ml
PS-MW07D	0809093-5	9/10/2008	9/12/2008	09/12/2008	N/A	10	130	10	3.3		5 ml
PS-MW09S	0809093-6	9/10/2008	9/12/2008	09/12/2008	N/A	1	32	1	0.33		5 ml
PS-MW10S	0809093-7	9/10/2008	9/12/2008	09/12/2008	N/A	1	68	1	0.33		5 ml
PS-MW10D	0809093-8	9/10/2008	9/12/2008	09/12/2008	N/A	1	58	1	0.33		5 ml
PS-MW11S	0809093-9	9/10/2008	9/12/2008	09/12/2008	N/A	1	37	1	0.33		5 ml

Comments:

1. ND or U = Not Detected at or above the client requested detection limit.

Data Package ID: *ic0809093-1*

QC and Summary Report Forms

BICARBONATE AS CaCO3

Method EPA310.1

Method Blank

Lab Name: **Paragon Analytics**
Work Order Number: 0809093
Client Name: URS
ClientProject ID: Prather Phase 1 Investigation

Lab ID: AK080912-1MB

Sample Matrix: WATER
% Moisture: N/A

Prep Batch: AK080912-1
QCBatchID: AK080912-1-1
Run ID: ak080912-1a
Cleanup: NONE
Basis: N/A

Sample Aliquot: 100 ml
Final Volume: 100 ml
Result Units: MG/L

Lab ID	Date Prepared	Date Analyzed	Percent Moisture	Dilution Factor	Result	Reporting Limit	Flag
AK080912-1MB	9/12/2008	09/12/2008	N/A	1	5	5	U

Comments:

1. ND or U = Not Detected at or above the client requested detection limit.

Data Package ID: *ak0809093-1*

CARBONATE AS CaCO3

Method EPA310.1

Method Blank

Lab Name: **Paragon Analytics**
Work Order Number: 0809093
Client Name: URS
ClientProject ID: Prather Phase 1 Investigation

Lab ID: AK080912-1MB

Sample Matrix: WATER
% Moisture: N/A

Prep Batch: AK080912-1
QCBatchID: AK080912-1-1
Run ID: ak080912-1a
Cleanup: NONE
Basis: N/A

Sample Aliquot: 100 ml
Final Volume: 100 ml
Result Units: MG/L

Lab ID	Date Prepared	Date Analyzed	Percent Moisture	Dilution Factor	Result	Reporting Limit	Flag
AK080912-1MB	9/12/2008	09/12/2008	N/A	1	5	5	U

Comments:

1. ND or U = Not Detected at or above the client requested detection limit.

Data Package ID: *ak0809093-1*

HYDROXIDE AS CACO3

Method EPA310.1

Method Blank

Lab Name: **Paragon Analytics**
Work Order Number: 0809093
Client Name: URS
ClientProject ID: Prather Phase 1 Investigation

Lab ID: AK080912-1MB

Sample Matrix: WATER
% Moisture: N/A

Prep Batch: AK080912-1
QCBatchID: AK080912-1-2
Run ID: ak080912-1a
Cleanup: NONE
Basis: N/A

Sample Aliquot: 100 ml
Final Volume: 100 ml
Result Units: MG/L

Lab ID	Date Prepared	Date Analyzed	Percent Moisture	Dilution Factor	Result	Reporting Limit	Flag
AK080912-1MB	9/12/2008	09/12/2008	N/A	1	5	5	U

Comments:

1. ND or U = Not Detected at or above the client requested detection limit.

Data Package ID: *ak0809093-1*

TOTAL ALKALINITY AS CaCO3

Method EPA310.1

Method Blank

Lab Name: **Paragon Analytics**
Work Order Number: 0809093
Client Name: URS
ClientProject ID: Prather Phase 1 Investigation

Lab ID: AK080912-1MB

Sample Matrix: WATER
% Moisture: N/A

Prep Batch: AK080912-1
QCBatchID: AK080912-1-1
Run ID: ak080912-1a
Cleanup: NONE
Basis: N/A

Sample Aliquot: 100 ml
Final Volume: 100 ml
Result Units: MG/L

Lab ID	Date Prepared	Date Analyzed	Percent Moisture	Dilution Factor	Result	Reporting Limit	Flag
AK080912-1MB	9/12/2008	09/12/2008	N/A	1	5	5	U

Comments:

1. ND or U = Not Detected at or above the client requested detection limit.

Data Package ID: *ak0809093-1*

TOTAL ALKALINITY AS CaCO3

Method EPA310.1

Laboratory Control Sample

Lab Name: **Paragon Analytics**
Work Order Number: 0809093
Client Name: URS
ClientProject ID: Prather Phase 1 Investigation

Lab ID: AK080912-1LCS

Sample Matrix: WATER
% Moisture: N/A
Date Collected: N/A
Date Extracted: 09/12/2008
Date Analyzed: 09/12/2008

Prep Batch: AK080912-1
QCBatchID: AK080912-1-1
Run ID: ak080912-1a
Cleanup: NONE
Basis: N/A

Sample Aliquot: 100 ml
Final Volume: 100 ml
Result Units: MG/L

CASNO	Target Analyte	Spike Added	LCS Result	Reporting Limit	Result Qualifier	LCS % Rec.	Control Limits
11-43-8	TOTAL ALKALINITY AS CaCO3	100	99.7	5		100	85 - 115

Data Package ID: *ak0809093-1*

BICARBONATE AS CaCO3

Method EPA310.1

Duplicate Sample Results

Lab Name: **Paragon Analytics**
Work Order Number: 0809093
Client Name: URS
ClientProject ID: Prather Phase 1 Investigation

Reporting Basis: As Received
Sample Aliquot: 25 ml
Final Volume: 100ml
Matrix: WATER
Result Units MG/L

Client Sample ID	Lab ID	Date Prepared	Date Analyzed	Dilution Factor	Duplicate Result	Dup Qual	Sample Result	Samp Qual	Reporting Limit	RPD	RPD Limit
PS-MW10D	0809093-8D	09/12/2008	09/12/2008	1	224		220		20	1	15

Comments:

1. ND or U = Not Detected at or above the client requested detection limit.

Data Package ID: *ak0809093-1*

CARBONATE AS CaCO3

Method EPA310.1

Duplicate Sample Results

Lab Name: **Paragon Analytics**
Work Order Number: 0809093
Client Name: URS
ClientProject ID: Prather Phase 1 Investigation

Reporting Basis: As Received
Sample Aliquot: 25 ml
Final Volume: 100ml
Matrix: WATER
Result Units MG/L

Client Sample ID	Lab ID	Date Prepared	Date Analyzed	Dilution Factor	Duplicate Result	Dup Qual	Sample Result	Samp Qual	Reporting Limit	RPD	RPD Limit
PS-MW10D	0809093-8D	09/12/2008	09/12/2008	1	20	U	20	U	20		15

Comments:

1. ND or U = Not Detected at or above the client requested detection limit.

Data Package ID: *ak0809093-1*

HYDROXIDE AS CACO3

Method EPA310.1

Duplicate Sample Results

Lab Name: **Paragon Analytics**
Work Order Number: 0809093
Client Name: URS
ClientProject ID: Prather Phase 1 Investigation

Reporting Basis: As Received
Sample Aliquot: 25 ml
Final Volume: 100ml
Matrix: WATER
Result Units MG/L

Client Sample ID	Lab ID	Date Prepared	Date Analyzed	Dilution Factor	Duplicate Result	Dup Qual	Sample Result	Samp Qual	Reporting Limit	RPD	RPD Limit
PS-MW10D	0809093-8D	09/12/2008	09/12/2008	1	20	U	20	U	20		15

Comments:

1. ND or U = Not Detected at or above the client requested detection limit.

Data Package ID: *ak0809093-1*

TOTAL ALKALINITY AS CaCO3

Method EPA310.1

Duplicate Sample Results

Lab Name: **Paragon Analytics**
Work Order Number: 0809093
Client Name: URS
ClientProject ID: Prather Phase 1 Investigation

Reporting Basis: As Received
Sample Aliquot: 25 ml
Final Volume: 100ml
Matrix: WATER
Result Units MG/L

Client Sample ID	Lab ID	Date Prepared	Date Analyzed	Dilution Factor	Duplicate Result	Dup Qual	Sample Result	Samp Qual	Reporting Limit	RPD	RPD Limit
PS-MW10D	0809093-8D	09/12/2008	09/12/2008	1	224		220		20	1	15

Comments:

1. ND or U = Not Detected at or above the client requested detection limit.

Data Package ID: *ak0809093-1*

TOTAL ALKALINITY AS CaCO3

Method EPA310.1

Calibration Verifications

Lab Name: **Paragon Analytics**
Work Order Number: 0809093
Client Name: URS
ClientProject ID: Prather Phase 1 Investigation

Run ID: AK080912-1A
Result Units: MG/L

Lab ID	Verification Type	Date Analyzed	Time Analyzed	Spike Added	Result	Reporting Limit	Result Qualifier	% Rec.	Control Limits
ICV	Initial Calibration	9/12/2008		100	99.1	5	N/A	99	85 - 115
CCV1	Continuing Calibration	9/12/2008		100	98.9	5	N/A	99	85 - 115

Data Package ID: *ak0809093-1*

BICARBONATE AS CaCO3

Method EPA310.1

Calibration Blanks

Lab Name: **Paragon Analytics**
Work Order Number: 0809093
Client Name: URS
ClientProject ID: Prather Phase 1 Investigation

Run ID: AK080912-1A
Result Units: MG/L

Lab ID	Verification Type	Date Analyzed	Time Analyzed	Result	Reporting Limit	Flag
ICB	Initial Calibration	9/12/2008		5	5	U
CCB1	Continuing Calibration	9/12/2008		5	5	U

Data Package ID: *ak0809093-1*

CARBONATE AS CaCO3

Method EPA310.1

Calibration Blanks

Lab Name: **Paragon Analytics**
Work Order Number: 0809093
Client Name: URS
ClientProject ID: Prather Phase 1 Investigation

Run ID: AK080912-1A
Result Units: MG/L

Lab ID	Verification Type	Date Analyzed	Time Analyzed	Result	Reporting Limit	Flag
ICB	Initial Calibration	9/12/2008		5	5	U
CCB1	Continuing Calibration	9/12/2008		5	5	U

Data Package ID: *ak0809093-1*

HYDROXIDE AS CaCO3

Method EPA310.1

Calibration Blanks

Lab Name: **Paragon Analytics**
Work Order Number: 0809093
Client Name: URS
ClientProject ID: Prather Phase 1 Investigation

Run ID: AK080912-1A
Result Units: MG/L

Lab ID	Verification Type	Date Analyzed	Time Analyzed	Result	Reporting Limit	Flag
ICB	Initial Calibration	9/12/2008		5	5	U
CCB1	Continuing Calibration	9/12/2008		5	5	U

Data Package ID: *ak0809093-1*

TOTAL ALKALINITY AS CaCO3

Method EPA310.1

Calibration Blanks

Lab Name: **Paragon Analytics**
Work Order Number: 0809093
Client Name: URS
ClientProject ID: Prather Phase 1 Investigation

Run ID: AK080912-1A
Result Units: MG/L

Lab ID	Verification Type	Date Analyzed	Time Analyzed	Result	Reporting Limit	Flag
ICB	Initial Calibration	9/12/2008		5	5	U
CCB1	Continuing Calibration	9/12/2008		5	5	U

Data Package ID: *ak0809093-1*

Prep Batch ID: AK080912-1

Start Date: 09/12/08
Start Time: 10:45
Prep Analyst: Jason McNall

End Date: 09/12/08
End Time: 13:00

Concentration Method: NONE
Extract Method: NONE
Initial Volume Units: ml
Final Volume Units: ml

Batch Created By: JBM
Date Created: 09/12/08
Time Created: 10:41
Validated By: JBM
Date Validated: 09/12/08
Time Validated: 13:10

Comments:

QC Batch ID: AK080912-1-1

Lab ID	QC Type	Field ID	Matrix	Date Collected	Initial Wt/Vol	Final Wt/Vol	Cleanup Method	Cleanup DF	Order Number
AK080912-1	MB	XXXXXX	WATER	XXXXXX	100	100	NONE	1	0809076
AK080912-1	LCS	XXXXXX	WATER	XXXXXX	100	100	NONE	1	0809076
0809076-11	DUP	XXXXXX	WATER	XXXXXX	25	100	NONE	1	0809076
0809093-8	DUP	PS-MW10D	WATER	9/10/2008	25	100	NONE	1	0809093
0809076-1	SMP	XXXXXX	WATER	XXXXXX	25	100	NONE	1	0809076
0809076-10	SMP	XXXXXX	WATER	XXXXXX	25	100	NONE	1	0809076
0809076-11	SMP	XXXXXX	WATER	XXXXXX	25	100	NONE	1	0809076
0809076-2	SMP	XXXXXX	WATER	XXXXXX	25	100	NONE	1	0809076
0809076-3	SMP	XXXXXX	WATER	XXXXXX	25	100	NONE	1	0809076
0809076-4	SMP	XXXXXX	WATER	XXXXXX	25	100	NONE	1	0809076
0809076-5	SMP	XXXXXX	WATER	XXXXXX	25	100	NONE	1	0809076
0809076-6	SMP	XXXXXX	WATER	XXXXXX	25	100	NONE	1	0809076
0809076-7	SMP	XXXXXX	WATER	XXXXXX	50	100	NONE	1	0809076
0809076-8	SMP	XXXXXX	WATER	XXXXXX	25	100	NONE	1	0809076
0809076-9	SMP	XXXXXX	WATER	XXXXXX	25	100	NONE	1	0809076
0809093-1	SMP	PS-MW12D	WATER	9/10/2008	25	100	NONE	1	0809093
0809093-2	SMP	PS-MW13D	WATER	9/10/2008	25	100	NONE	1	0809093
0809093-3	SMP	PS-MW07S	WATER	9/10/2008	25	100	NONE	1	0809093
0809093-4	SMP	PS-MW07S Dup	WATER	9/10/2008	25	100	NONE	1	0809093
0809093-5	SMP	PS-MW07D	WATER	9/10/2008	25	100	NONE	1	0809093
0809093-6	SMP	PS-MW09S	WATER	9/10/2008	25	100	NONE	1	0809093
0809093-7	SMP	PS-MW10S	WATER	9/10/2008	25	100	NONE	1	0809093
0809093-8	SMP	PS-MW10D	WATER	9/10/2008	25	100	NONE	1	0809093
0809093-9	SMP	PS-MW11S	WATER	9/10/2008	25	100	NONE	1	0809093

Prep Batch ID: AK080912-1

Start Date: 09/12/08
Start Time: 10:45
Prep Analyst: Jason McNall

End Date: 09/12/08
End Time: 13:00

Concentration Method: NONE
Extract Method: NONE
Initial Volume Units: ml
Final Volume Units: ml

Batch Created By: JBM
Date Created: 09/12/08
Time Created: 10:41
Validated By: JBM
Date Validated: 09/12/08
Time Validated: 13:10

Comments:

QC Batch ID: AK080912-1-2

Lab ID	QC Type	Field ID	Matrix	Date Collected	Initial Wt/Vol	Final Wt/Vol	Cleanup Method	Cleanup DF	Order Number
AK080912-1	MB	XXXXXX	WATER	XXXXXX	100	100	NONE	1	0809076
AK080912-1	LCS	XXXXXX	WATER	XXXXXX	100	100	NONE	1	0809076
0809076-11	DUP	XXXXXX	WATER	XXXXXX	25	100	NONE	1	0809076
0809093-8	DUP	PS-MW10D	WATER	9/10/2008	25	100	NONE	1	0809093
0809076-1	SMP	XXXXXX	WATER	XXXXXX	25	100	NONE	1	0809076
0809076-10	SMP	XXXXXX	WATER	XXXXXX	25	100	NONE	1	0809076
0809076-11	SMP	XXXXXX	WATER	XXXXXX	25	100	NONE	1	0809076
0809076-2	SMP	XXXXXX	WATER	XXXXXX	25	100	NONE	1	0809076
0809076-3	SMP	XXXXXX	WATER	XXXXXX	25	100	NONE	1	0809076
0809076-4	SMP	XXXXXX	WATER	XXXXXX	25	100	NONE	1	0809076
0809076-5	SMP	XXXXXX	WATER	XXXXXX	25	100	NONE	1	0809076
0809076-6	SMP	XXXXXX	WATER	XXXXXX	25	100	NONE	1	0809076
0809076-7	SMP	XXXXXX	WATER	XXXXXX	50	100	NONE	1	0809076
0809076-8	SMP	XXXXXX	WATER	XXXXXX	25	100	NONE	1	0809076
0809076-9	SMP	XXXXXX	WATER	XXXXXX	25	100	NONE	1	0809076
0809093-1	SMP	PS-MW12D	WATER	9/10/2008	25	100	NONE	1	0809093
0809093-2	SMP	PS-MW13D	WATER	9/10/2008	25	100	NONE	1	0809093
0809093-3	SMP	PS-MW07S	WATER	9/10/2008	25	100	NONE	1	0809093
0809093-4	SMP	PS-MW07S Dup	WATER	9/10/2008	25	100	NONE	1	0809093
0809093-5	SMP	PS-MW07D	WATER	9/10/2008	25	100	NONE	1	0809093
0809093-6	SMP	PS-MW09S	WATER	9/10/2008	25	100	NONE	1	0809093
0809093-7	SMP	PS-MW10S	WATER	9/10/2008	25	100	NONE	1	0809093
0809093-8	SMP	PS-MW10D	WATER	9/10/2008	25	100	NONE	1	0809093
0809093-9	SMP	PS-MW11S	WATER	9/10/2008	25	100	NONE	1	0809093

Specific Conductance in Water

Method EPA120.1

Duplicate Sample Results

Lab Name: **Paragon Analytics**
Work Order Number: 0809093
Client Name: URS
ClientProject ID: Prather Phase 1 Investigation

Field ID: PS-MW10D
Lab ID: 0809093-8D

Sample Matrix: WATER
% Moisture: N/A
Date Collected: 09/10/2008
Date Extracted: 09/15/2008
Date Analyzed: 09/15/2008

Prep Batch: SC080915-1
QCBatchID: SC080915-1-1
Run ID: sc080915-1a
Cleanup: NONE
Basis: As Received
File Name:

Sample Aliquot: 45 ml
Final Volume: 45 ml
Result Units: umhos/cm
Clean DF: 1

CASNO	Target Analyte	Sample Result	Samp Qual	Duplicate Result	Dup Qual	Reporting Limit	Dilution Factor	RPD	RPD Limit
10-34-4	SPECIFIC CONDUCTIVITY	982		995		1	1	1	10

Data Package ID: *sc0809093-1*

SPECIFIC CONDUCTIVITY

Method EPA120.1

Calibration Verifications

Lab Name: **Paragon Analytics**
Work Order Number: 0809093
Client Name: URS
ClientProject ID: Prather Phase 1 Investigation

Run ID: sc080915-1a
Result Units: umhos/c

Lab ID	Verification Type	Date Analyzed	Time Analyzed	Spike Added	Result	Reporting Limit	Result Qualifier	% Rec.	Control Limits
ICV	Initial Calibration	9/15/2008		718	744	1	N/A	104	646.2 - 789.7
CCV1	Continuing Calibration	9/15/2008		1410	1420	1	N/A	101	1271.7 - 1554.3

Data Package ID: *sc0809093-1*

Prep Batch ID: SC080915-1

Start Date: 09/15/08
Start Time: 8:00
Prep Analyst: Jason McNall

End Date: 09/15/08
End Time: 11:45

Concentration Method: NONE
Extract Method: NONE
Initial Volume Units: ml
Final Volume Units: ml

Batch Created By: JBM
Date Created: 09/15/08
Time Created: 8:10
Validated By: JBM
Date Validated: 09/15/08
Time Validated: 11:50

Comments:

QC Batch ID: SC080915-1-1

Lab ID	QC Type	Field ID	Matrix	Date Collected	Initial Wt/Vol	Final Wt/Vol	Cleanup Method	Cleanup DF	Order Number
0809093-8	DUP	PS-MW10D	WATER	9/10/2008	45	45	NONE	1	0809093
0809093-1	SMP	PS-MW12D	WATER	9/10/2008	45	45	NONE	1	0809093
0809093-2	SMP	PS-MW13D	WATER	9/10/2008	45	45	NONE	1	0809093
0809093-3	SMP	PS-MW07S	WATER	9/10/2008	45	45	NONE	1	0809093
0809093-4	SMP	PS-MW07S Dup	WATER	9/10/2008	45	45	NONE	1	0809093
0809093-5	SMP	PS-MW07D	WATER	9/10/2008	45	45	NONE	1	0809093
0809093-6	SMP	PS-MW09S	WATER	9/10/2008	45	45	NONE	1	0809093
0809093-7	SMP	PS-MW10S	WATER	9/10/2008	45	45	NONE	1	0809093
0809093-8	SMP	PS-MW10D	WATER	9/10/2008	45	45	NONE	1	0809093
0809093-9	SMP	PS-MW11S	WATER	9/10/2008	45	45	NONE	1	0809093

QC Types

CAR	Carrier reference sample	DUP	Laboratory Duplicate
LCS	Laboratory Control Sample	LCSD	Laboratory Control Sample Duplicat
MB	Method Blank	MS	Laboratory Matrix Spike
MSD	Laboratory Matrix Spike Duplicate	REP	Sample replicate
SMP	Field Sample	SYS	Sample Yield Spike

Sulfide

Method EPA376.1

Method Blank

Lab Name: **Paragon Analytics**
Work Order Number: 0809093
Client Name: URS
ClientProject ID: Prather Phase 1 Investigation

Lab ID: S080915-1MB

Sample Matrix: WATER
% Moisture: N/A
Date Collected: N/A
Date Extracted: 15-Sep-08
Date Analyzed: 15-Sep-08
Prep Method: NONE

Prep Batch: S080915-1
QCBatchID: S080915-1-1
Run ID: s080915-1a
Cleanup: NONE
Basis: N/A
File Name:

Sample Aliquot: 200 ml
Final Volume: 200 ml
Result Units: MG/L
Clean DF: 1

CASNO	Target Analyte	DF	Result	Reporting Limit	Result Qualifier	EPA Qualifier
18496-25-8	SULFIDE	1	2	2	U	

Data Package ID: *s0809093-1*

Sulfide

Method EPA376.1

Laboratory Control Sample

Lab Name: **Paragon Analytics**
Work Order Number: 0809093
Client Name: URS
ClientProject ID: Prather Phase 1 Investigation

Lab ID: S080915-1LCS

Sample Matrix: WATER
% Moisture: N/A
Date Collected: N/A
Date Extracted: 09/15/2008
Date Analyzed: 09/15/2008
Prep Method: NONE

Prep Batch: S080915-1
QCBatchID: S080915-1-1
Run ID: s080915-1a
Cleanup: NONE
Basis: N/A
File Name:

Sample Aliquot: 200 ml
Final Volume: 200 ml
Result Units: MG/L
Clean DF: 1

CASNO	Target Analyte	Spike Added	LCS Result	Reporting Limit	Result Qualifier	LCS % Rec.	Control Limits
18496-25-8	SULFIDE	13.4	13.7	2		103	80 - 120%

Data Package ID: *s0809093-1*

Sulfide

Method EPA376.1

Duplicate Sample Results

Lab Name: **Paragon Analytics**
Work Order Number: 0809093
Client Name: URS
ClientProject ID: Prather Phase 1 Investigation

Field ID: PS-MW10D
Lab ID: 0809093-8D

Sample Matrix: WATER
% Moisture: N/A
Date Collected: 09/10/2008
Date Extracted: 09/15/2008
Date Analyzed: 09/15/2008

Prep Batch: S080915-1
QCBatchID: S080915-1-1
Run ID: s080915-1a
Cleanup: NONE
Basis: As Received
File Name:

Sample Aliquot: 200 ml
Final Volume: 200 ml
Result Units: MG/L
Clean DF: 1

CASNO	Target Analyte	Sample Result	Samp Qual	Duplicate Result	Dup Qual	Reporting Limit	Dilution Factor	RPD	RPD Limit
18496-25-8	SULFIDE	2	U	2	U	2	1		20

Data Package ID: *s0809093-1*

Sulfide

Method EPA376.1
Calibration Verifications

Lab Name: **Paragon Analytics**
Work Order Number: 0809093
Client Name: URS
ClientProject ID: Prather Phase 1 Investigation

Lab ID: ICV
QC Type: Initial Calibration

File Name:

Run ID: s080915-1a
Date Analyzed: 09/15/2008
Time Analyzed:
Result Units: mg/l

CASNO	Target Analyte	Spike Added	Result	Reporting Limit	Result Qualifier	% Rec.	Control Limits
18496-25-8	SULFIDE	13.4	13.9	2		104	80 - 120%

Data Package ID: *s0809093-1*

Sulfide

Method EPA376.1
Calibration Blanks

Lab Name: **Paragon Analytics**
Work Order Number: 0809093
Client Name: URS
ClientProject ID: Prather Phase 1 Investigation

Lab ID: ICB
QC Type: Initial Calibration

Run ID: s080915-1a
Date Analyzed: 09/15/2008
Time Analyzed:
Result Units: mg/l

CASNO	Target Analyte	Result	Reporting Limit	Result Qualifier
18496-25-8	SULFIDE	2	2	U

Data Package ID: *s0809093-1*

Prep Batch ID: S080915-1

Start Date: 09/15/08
Start Time: 9:30
Prep Analyst: Jason McNall

End Date: 09/15/08
End Time: 11:00

Concentration Method: NONE
Extract Method: NONE
Initial Volume Units: ml
Final Volume Units: ml

Batch Created By: JBM
Date Created: 09/15/08
Time Created: 8:11
Validated By: JBM
Date Validated: 09/15/08
Time Validated: 11:16

Comments:

QC Batch ID: S080915-1-1

Lab ID	QC Type	Field ID	Matrix	Date Collected	Initial Wt/Vol	Final Wt/Vol	Cleanup Method	Cleanup DF	Order Number
S080915-1	MB	XXXXXX	WATER	XXXXXX	200	200	NONE	1	0809077
S080915-1	LCS	XXXXXX	WATER	XXXXXX	200	200	NONE	1	0809077
0809077-3	DUP	XXXXXX	WATER	XXXXXX	200	200	NONE	1	0809077
0809093-8	DUP	PS-MW10D	WATER	9/10/2008	200	200	NONE	1	0809093
0809077-2	SMP	XXXXXX	WATER	XXXXXX	200	200	NONE	1	0809077
0809077-3	SMP	XXXXXX	WATER	XXXXXX	200	200	NONE	1	0809077
0809077-4	SMP	XXXXXX	WATER	XXXXXX	200	200	NONE	1	0809077
0809077-5	SMP	XXXXXX	WATER	XXXXXX	200	200	NONE	1	0809077
0809088-1	SMP	XXXXXX	WATER	XXXXXX	200	200	NONE	1	0809088
0809093-1	SMP	PS-MW12D	WATER	9/10/2008	200	200	NONE	1	0809093
0809093-2	SMP	PS-MW13D	WATER	9/10/2008	200	200	NONE	1	0809093
0809093-3	SMP	PS-MW07S	WATER	9/10/2008	200	200	NONE	1	0809093
0809093-4	SMP	PS-MW07S Dup	WATER	9/10/2008	200	200	NONE	1	0809093
0809093-6	SMP	PS-MW09S	WATER	9/10/2008	200	200	NONE	1	0809093
0809093-7	SMP	PS-MW10S	WATER	9/10/2008	200	200	NONE	1	0809093
0809093-8	SMP	PS-MW10D	WATER	9/10/2008	200	200	NONE	1	0809093
0809093-9	SMP	PS-MW11S	WATER	9/10/2008	200	200	NONE	1	0809093

QC Types

CAR	Carrier reference sample	DUP	Laboratory Duplicate
LCS	Laboratory Control Sample	LCSD	Laboratory Control Sample Duplicat
MB	Method Blank	MS	Laboratory Matrix Spike
MSD	Laboratory Matrix Spike Duplicate	REP	Sample replicate
SMP	Field Sample	SYS	Sample Yield Spike

Total Dissolved Solids

Method EPA160.1

Method Blank

Lab Name: **Paragon Analytics**
Work Order Number: 0809093
Client Name: URS
ClientProject ID: Prather Phase 1 Investigation

Lab ID: TD080912-1MB

Sample Matrix: WATER
% Moisture: N/A
Date Collected: N/A
Date Extracted: 12-Sep-08
Date Analyzed: 15-Sep-08
Prep Method: NONE

Prep Batch: TD080912-1
QCBatchID: TD080912-1-1
Run ID: td080915-1a
Cleanup: NONE
Basis: N/A
File Name: Manual Entry

Sample Aliquot: 100 ml
Final Volume: 100 ml
Result Units: MG/L
Clean DF: 1

CASNO	Target Analyte	DF	Result	Reporting Limit	Result Qualifier	EPA Qualifier
10-33-3	TOTAL DISSOLVED SOLIDS	1	20	20	U	

Data Package ID: *td0809093-1*

Total Dissolved Solids

Method EPA160.1

Laboratory Control Sample

Lab Name: **Paragon Analytics**
Work Order Number: 0809093
Client Name: URS
ClientProject ID: Prather Phase 1 Investigation

Lab ID: TD080912-1LCS

Sample Matrix: WATER
% Moisture: N/A
Date Collected: N/A
Date Extracted: 09/12/2008
Date Analyzed: 09/15/2008
Prep Method: NONE

Prep Batch: TD080912-1
QCBatchID: TD080912-1-1
Run ID: td080915-1a
Cleanup: NONE
Basis: N/A
File Name: Manual Entry

Sample Aliquot: 100 ml
Final Volume: 100 ml
Result Units: MG/L
Clean DF: 1

CASNO	Target Analyte	Spike Added	LCS Result	Reporting Limit	Result Qualifier	LCS % Rec.	Control Limits
10-33-3	TOTAL DISSOLVED SOLIDS	400	391	20		98	85 - 115%

Data Package ID: *td0809093-1*

Total Dissolved Solids

Method EPA160.1

Duplicate Sample Results

Lab Name: **Paragon Analytics**
Work Order Number: 0809093
Client Name: URS
ClientProject ID: Prather Phase 1 Investigation

Field ID: PS-MW10D
Lab ID: 0809093-8D

Sample Matrix: WATER
% Moisture: N/A
Date Collected: 09/10/2008
Date Extracted: 09/12/2008
Date Analyzed: 09/15/2008

Prep Batch: TD080912-1
QCBatchID: TD080912-1-1
Run ID: td080915-1a
Cleanup: NONE
Basis: As Received
File Name: Manual Entry

Sample Aliquot: 100 ml
Final Volume: 100 ml
Result Units: MG/L
Clean DF: 1

CASNO	Target Analyte	Sample Result	Samp Qual	Duplicate Result	Dup Qual	Reporting Limit	Dilution Factor	RPD	RPD Limit
10-33-3	TOTAL DISSOLVED SOLI	630		629		20	1	0	15

Data Package ID: *td0809093-1*

Prep Batch ID: TD080912-1

Start Date: 09/12/08
Start Time: 13:45
Prep Analyst: Jason McNall

End Date: 09/12/08
End Time: 14:45

Concentration Method: NONE
Extract Method: NONE
Initial Volume Units: ml
Final Volume Units: ml

Batch Created By: JBM
Date Created: 09/12/08
Time Created: 14:43
Validated By: JBM
Date Validated: 09/12/08
Time Validated: 15:05

Comments:

QC Batch ID: TD080912-1-1

Lab ID	QC Type	Field ID	Matrix	Date Collected	Initial Wt/Vol	Final Wt/Vol	Cleanup Method	Cleanup DF	Order Number
TD080912-1	MB	XXXXXX	WATER	XXXXXX	100	100	NONE	1	0809093
TD080912-1	LCS	XXXXXX	WATER	XXXXXX	100	100	NONE	1	0809093
0809093-8	DUP	PS-MW10D	WATER	9/10/2008	100	100	NONE	1	0809093
0809085-1	SMP	XXXXXX	WATER	XXXXXX	25	100	NONE	1	0809085
0809085-2	SMP	XXXXXX	WATER	XXXXXX	10	100	NONE	1	0809085
0809085-3	SMP	XXXXXX	WATER	XXXXXX	100	100	NONE	1	0809085
0809085-4	SMP	XXXXXX	WATER	XXXXXX	100	100	NONE	1	0809085
0809085-5	SMP	XXXXXX	WATER	XXXXXX	25	100	NONE	1	0809085
0809085-6	SMP	XXXXXX	WATER	XXXXXX	10	100	NONE	1	0809085
0809088-1	SMP	XXXXXX	WATER	XXXXXX	100	100	NONE	1	0809088
0809093-1	SMP	PS-MW12D	WATER	9/10/2008	100	100	NONE	1	0809093
0809093-2	SMP	PS-MW13D	WATER	9/10/2008	100	100	NONE	1	0809093
0809093-3	SMP	PS-MW07S	WATER	9/10/2008	100	100	NONE	1	0809093
0809093-4	SMP	PS-MW07S Dup	WATER	9/10/2008	100	100	NONE	1	0809093
0809093-5	SMP	PS-MW07D	WATER	9/10/2008	100	100	NONE	1	0809093
0809093-6	SMP	PS-MW09S	WATER	9/10/2008	100	100	NONE	1	0809093
0809093-7	SMP	PS-MW10S	WATER	9/10/2008	100	100	NONE	1	0809093
0809093-8	SMP	PS-MW10D	WATER	9/10/2008	100	100	NONE	1	0809093
0809093-9	SMP	PS-MW11S	WATER	9/10/2008	100	100	NONE	1	0809093

QC Types

CAR	Carrier reference sample	DUP	Laboratory Duplicate
LCS	Laboratory Control Sample	LCSD	Laboratory Control Sample Duplicat
MB	Method Blank	MS	Laboratory Matrix Spike
MSD	Laboratory Matrix Spike Duplicate	REP	Sample replicate
SMP	Field Sample	SYS	Sample Yield Spike

Ion Chromatography

Method EPA300.0 Revision 2.1

Method Blank

Lab Name: **Paragon Analytics**
Work Order Number: 0809093
Client Name: URS
ClientProject ID: Prather Phase 1 Investigation

Lab ID: IC080912-1MB

Sample Matrix: WATER
% Moisture: N/A
Date Collected: N/A
Date Extracted: 12-Sep-08
Date Analyzed: 12-Sep-08

Prep Batch: IC080912-1
QCBatchID: IC080912-1-2
Run ID: ic080912-2a
Cleanup: NONE
Basis: N/A
File Name: 80912_013.DXD

Sample Aliquot: 5 ml
Final Volume: 5 ml
Result Units: MG/L
Clean DF: 1

CASNO	Target Analyte	DF	Result	Reporting Limit	MDL	Result Qualifier	EPA Qualifier
16984-48-8	FLUORIDE	1	0.1	0.1	0.033	U	
16887-00-6	CHLORIDE	1	0.053	0.2	0.05	J	
14797-65-0	NITRITE AS N	1	0.1	0.1	0.033	U	
24959-67-9	BROMIDE	1	0.2	0.2	0.078	U	
14797-55-8	NITRATE AS N	1	0.2	0.2	0.05	U	
14808-79-8	SULFATE	1	0.38	1	0.33	J	

Data Package ID: *ic0809093-1*

Ion Chromatography

Method EPA300.0 Revision 2.1

Laboratory Control Sample

Lab Name: **Paragon Analytics**
Work Order Number: 0809093
Client Name: URS
ClientProject ID: Prather Phase 1 Investigation

Lab ID: IC080912-1LCS

Sample Matrix: WATER
% Moisture: N/A
Date Collected: N/A
Date Extracted: 09/12/2008
Date Analyzed: 09/12/2008
Prep Method: NONE

Prep Batch: IC080912-1
QCBatchID: IC080912-1-2
Run ID: ic080912-2a
Cleanup: NONE
Basis: N/A
File Name: 80912_014.DXD

Sample Aliquot: 5 ml
Final Volume: 5 ml
Result Units: MG/L
Clean DF: 1

CASNO	Target Analyte	Spike Added	LCS Result	Reporting Limit	Result Qualifier	LCS % Rec.	Control Limits
16984-48-8	FLUORIDE	2.5	2.57	0.1		103	90 - 110%
16887-00-6	CHLORIDE	5	5.04	0.2		101	90 - 110%
14797-65-0	NITRITE AS N	2	2.01	0.1		101	90 - 110%
24959-67-9	BROMIDE	5	5.11	0.2		102	90 - 110%
14797-55-8	NITRATE AS N	5	4.94	0.2		99	90 - 110%
14808-79-8	SULFATE	25	25.9	1		104	90 - 110%

Data Package ID: *ic0809093-1*

Ion Chromatography

Method EPA300.0 Revision 2.1

Matrix Spike And Matrix Spike Duplicate

Lab Name: **Paragon Analytics**
Work Order Number: 0809093
Client Name: URS
ClientProject ID: Prather Phase 1 Investigation

Field ID: PS-MW10D
LabID: 0809093-8MS

Sample Matrix: WATER
% Moisture: N/A
Date Collected: 10-Sep-08
Date Extracted: 12-Sep-08
Date Analyzed: 12-Sep-08
Prep Method: NONE

Prep Batch: IC080912-1
QCBatchID: IC080912-1-2
Run ID: ic080912-2a
Cleanup: NONE
Basis: As Received

Sample Aliquot: 5 ml
Final Volume: 5 ml
Result Units: MG/L
File Name: 80912_035.DXD

CASNO	Target Analyte	Sample Result	Samp Qual	MS Result	MS Qual	Reporting Limit	Spike Added	MS % Rec.	Control Limits
16984-48-8	FLUORIDE	0.077	J	1.88		0.1	2	90	85 - 115%
14797-65-0	NITRITE AS N	0.1	U	1.5	N	0.1	2	75	85 - 115%
24959-67-9	BROMIDE	1		6.18		0.2	5	103	85 - 115%
14797-55-8	NITRATE AS N	0.5		5.66		0.2	5	103	85 - 115%
14808-79-8	SULFATE	58		77.6		1	20	99	85 - 115%

Field ID: PS-MW10D
LabID: 0809093-8MSD

Sample Matrix: WATER
% Moisture: N/A
Date Collected: 10-Sep-08
Date Extracted: 12-Sep-08
Date Analyzed: 12-Sep-08
Prep Method: NONE

Prep Batch: IC080912-1
QCBatchID: IC080912-1-2
Run ID: ic080912-2a
Cleanup: NONE
Basis: As Received

Sample Aliquot: 5 ml
Final Volume: 5 ml
Result Units: MG/L
File Name: 80912_036.DXD

CASNO	Target Analyte	MSD Result	MSD Qual	Spike Added	MSD % Rec.	Reporting Limit	RPD Limit	RPD
16984-48-8	FLUORIDE	2.01		2	96	0.1	15	7
14797-65-0	NITRITE AS N	1.45	N	2	73	0.1	15	3
24959-67-9	BROMIDE	6.12		5	102	0.2	15	1
14797-55-8	NITRATE AS N	5.72		5	104	0.2	15	1
14808-79-8	SULFATE	78.1		20	101	1	15	1

Data Package ID: *ic0809093-1*

BROMIDE

Method EPA300.0

Calibration Verifications

Lab Name: **Paragon Analytics**
Work Order Number: 0809093
Client Name: URS
ClientProject ID: Prather Phase 1 Investigation

Run ID: ic080912-2a
Result Units: MG/L

Lab ID	Verification Type	Date Analyzed	Time Analyzed	Spike Added	Result	Reporting Limit	Result Qualifier	% Rec.	Control Limits
ICV	Initial Calibration	8/18/2008	11:31	5	4.96	0.2	N/A	99	90 - 110
CCV1	Continuing Calibration	9/12/2008	10:27	10	9.87	0.2	N/A	99	90 - 110
CCV2	Continuing Calibration	9/12/2008	13:04	10	9.76	0.2	N/A	98	90 - 110
CCV3	Continuing Calibration	9/12/2008	15:42	10	10.3	0.2	N/A	103	90 - 110
CCV4	Continuing Calibration	9/12/2008	18:19	10	10.2	0.2	N/A	102	90 - 110

Data Package ID: *ic0809093-1*

CHLORIDE

Method EPA300.0

Calibration Verifications

Lab Name: **Paragon Analytics**
Work Order Number: 0809093
Client Name: URS
ClientProject ID: Prather Phase 1 Investigation

Run ID: ic080912-2a
Result Units: MG/L

Lab ID	Verification Type	Date Analyzed	Time Analyzed	Spike Added	Result	Reporting Limit	Result Qualifier	% Rec.	Control Limits
ICV	Initial Calibration	8/18/2008	11:31	5	5.07	0.2	N/A	101	90 - 110
CCV1	Continuing Calibration	9/12/2008	10:27	10	9.75	0.2	N/A	97	90 - 110
CCV2	Continuing Calibration	9/12/2008	13:04	10	9.75	0.2	N/A	98	90 - 110
CCV3	Continuing Calibration	9/12/2008	15:42	10	10.3	0.2	N/A	103	90 - 110
CCV4	Continuing Calibration	9/12/2008	18:19	10	10.1	0.2	N/A	101	90 - 110

Data Package ID: *ic0809093-1*

FLUORIDE

Method EPA300.0

Calibration Verifications

Lab Name: **Paragon Analytics**
Work Order Number: 0809093
Client Name: URS
ClientProject ID: Prather Phase 1 Investigation

Run ID: ic080912-2a
Result Units: MG/L

Lab ID	Verification Type	Date Analyzed	Time Analyzed	Spike Added	Result	Reporting Limit	Result Qualifier	% Rec.	Control Limits
ICV	Initial Calibration	8/18/2008	11:31	2.5	2.56	0.1	N/A	102	90 - 110
CCV1	Continuing Calibration	9/12/2008	10:27	5	4.67	0.1	N/A	93	90 - 110
CCV2	Continuing Calibration	9/12/2008	13:04	5	4.88	0.1	N/A	98	90 - 110
CCV3	Continuing Calibration	9/12/2008	15:42	5	5.23	0.1	N/A	105	90 - 110
CCV4	Continuing Calibration	9/12/2008	18:19	5	5.22	0.1	N/A	104	90 - 110

Data Package ID: *ic0809093-1*

NITRATE AS N

Method EPA300.0

Calibration Verifications

Lab Name: **Paragon Analytics**
Work Order Number: 0809093
Client Name: URS
ClientProject ID: Prather Phase 1 Investigation

Run ID: ic080912-2a
Result Units: MG/L

Lab ID	Verification Type	Date Analyzed	Time Analyzed	Spike Added	Result	Reporting Limit	Result Qualifier	% Rec.	Control Limits
ICV	Initial Calibration	8/18/2008	11:31	5	4.95	0.2	N/A	99	90 - 110
CCV1	Continuing Calibration	9/12/2008	10:27	10	9.82	0.2	N/A	98	90 - 110
CCV2	Continuing Calibration	9/12/2008	13:04	10	9.76	0.2	N/A	98	90 - 110
CCV3	Continuing Calibration	9/12/2008	15:42	10	10.2	0.2	N/A	102	90 - 110
CCV4	Continuing Calibration	9/12/2008	18:19	10	10.1	0.2	N/A	101	90 - 110

Data Package ID: *ic0809093-1*

NITRITE AS N

Method EPA300.0

Calibration Verifications

Lab Name: **Paragon Analytics**
Work Order Number: 0809093
Client Name: URS
ClientProject ID: Prather Phase 1 Investigation

Run ID: ic080912-2a
Result Units: MG/L

Lab ID	Verification Type	Date Analyzed	Time Analyzed	Spike Added	Result	Reporting Limit	Result Qualifier	% Rec.	Control Limits
ICV	Initial Calibration	8/18/2008	11:31	2	2.02	0.1	N/A	101	90 - 110
CCV1	Continuing Calibration	9/12/2008	10:27	5	4.85	0.1	N/A	97	90 - 110
CCV2	Continuing Calibration	9/12/2008	13:04	5	4.91	0.1	N/A	98	90 - 110
CCV3	Continuing Calibration	9/12/2008	15:42	5	5.09	0.1	N/A	102	90 - 110
CCV4	Continuing Calibration	9/12/2008	18:19	5	5.05	0.1	N/A	101	90 - 110

Data Package ID: *ic0809093-1*

SULFATE

Method EPA300.0

Calibration Verifications

Lab Name: **Paragon Analytics**
Work Order Number: 0809093
Client Name: URS
ClientProject ID: Prather Phase 1 Investigation

Run ID: ic080912-2a
Result Units: MG/L

Lab ID	Verification Type	Date Analyzed	Time Analyzed	Spike Added	Result	Reporting Limit	Result Qualifier	% Rec.	Control Limits
ICV	Initial Calibration	8/18/2008	11:31	25	25.5	1	N/A	102	90 - 110
CCV1	Continuing Calibration	9/12/2008	10:27	50	50.5	1	N/A	101	90 - 110
CCV2	Continuing Calibration	9/12/2008	13:04	50	49.3	1	N/A	99	90 - 110
CCV3	Continuing Calibration	9/12/2008	15:42	50	51.8	1	N/A	104	90 - 110
CCV4	Continuing Calibration	9/12/2008	18:19	50	51.5	1	N/A	103	90 - 110

Data Package ID: *ic0809093-1*

BROMIDE

Method EPA300.0

Calibration Blanks

Lab Name: **Paragon Analytics**
Work Order Number: 0809093
Client Name: URS
ClientProject ID: Prather Phase 1 Investigation

Run ID: ic080912-2a
Result Units: MG/L

Lab ID	Verification Type	Date Analyzed	Time Analyzed	Result	Reporting Limit	Flag
ICB	Initial Calibration	8/18/2008	11:44	0.2	0.2	U
CCB1	Continuing Calibration	9/12/2008	10:40	0.2	0.2	U
CCB2	Continuing Calibration	9/12/2008	13:17	0.2	0.2	U
CCB3	Continuing Calibration	9/12/2008	15:55	0.2	0.2	U
CCB4	Continuing Calibration	9/12/2008	18:32	0.2	0.2	U

Data Package ID: *ic0809093-1*

CHLORIDE

Method EPA300.0

Calibration Blanks

Lab Name: **Paragon Analytics**
Work Order Number: 0809093
Client Name: URS
ClientProject ID: Prather Phase 1 Investigation

Run ID: ic080912-2a
Result Units: MG/L

Lab ID	Verification Type	Date Analyzed	Time Analyzed	Result	Reporting Limit	Flag
ICB	Initial Calibration	8/18/2008	11:44	0.2	0.2	U
CCB1	Continuing Calibration	9/12/2008	10:40	0.2	0.2	U
CCB2	Continuing Calibration	9/12/2008	13:17	0.2	0.2	U
CCB3	Continuing Calibration	9/12/2008	15:55	0.2	0.2	U
CCB4	Continuing Calibration	9/12/2008	18:32	0.0822	0.2	J

Data Package ID: *ic0809093-1*

FLUORIDE

Method EPA300.0

Calibration Blanks

Lab Name: **Paragon Analytics**
Work Order Number: 0809093
Client Name: URS
ClientProject ID: Prather Phase 1 Investigation

Run ID: ic080912-2a
Result Units: MG/L

Lab ID	Verification Type	Date Analyzed	Time Analyzed	Result	Reporting Limit	Flag
ICB	Initial Calibration	8/18/2008	11:44	0.1	0.1	U
CCB1	Continuing Calibration	9/12/2008	10:40	0.1	0.1	U
CCB2	Continuing Calibration	9/12/2008	13:17	0.1	0.1	U
CCB3	Continuing Calibration	9/12/2008	15:55	0.1	0.1	U
CCB4	Continuing Calibration	9/12/2008	18:32	0.1	0.1	U

Data Package ID: *ic0809093-1*

NITRATE AS N

Method EPA300.0

Calibration Blanks

Lab Name: **Paragon Analytics**
Work Order Number: 0809093
Client Name: URS
ClientProject ID: Prather Phase 1 Investigation

Run ID: ic080912-2a
Result Units: MG/L

Lab ID	Verification Type	Date Analyzed	Time Analyzed	Result	Reporting Limit	Flag
ICB	Initial Calibration	8/18/2008	11:44	0.2	0.2	U
CCB1	Continuing Calibration	9/12/2008	10:40	0.2	0.2	U
CCB2	Continuing Calibration	9/12/2008	13:17	0.2	0.2	U
CCB3	Continuing Calibration	9/12/2008	15:55	0.2	0.2	U
CCB4	Continuing Calibration	9/12/2008	18:32	0.2	0.2	U

Data Package ID: *ic0809093-1*

NITRITE AS N

Method EPA300.0

Calibration Blanks

Lab Name: **Paragon Analytics**
Work Order Number: 0809093
Client Name: URS
ClientProject ID: Prather Phase 1 Investigation

Run ID: ic080912-2a
Result Units: MG/L

Lab ID	Verification Type	Date Analyzed	Time Analyzed	Result	Reporting Limit	Flag
ICB	Initial Calibration	8/18/2008	11:44	0.1	0.1	U
CCB1	Continuing Calibration	9/12/2008	10:40	0.1	0.1	U
CCB2	Continuing Calibration	9/12/2008	13:17	0.1	0.1	U
CCB3	Continuing Calibration	9/12/2008	15:55	0.1	0.1	U
CCB4	Continuing Calibration	9/12/2008	18:32	0.1	0.1	U

Data Package ID: *ic0809093-1*

SULFATE

Method EPA300.0

Calibration Blanks

Lab Name: **Paragon Analytics**
Work Order Number: 0809093
Client Name: URS
ClientProject ID: Prather Phase 1 Investigation

Run ID: ic080912-2a
Result Units: MG/L

Lab ID	Verification Type	Date Analyzed	Time Analyzed	Result	Reporting Limit	Flag
ICB	Initial Calibration	8/18/2008	11:44	0.373	1	J
CCB1	Continuing Calibration	9/12/2008	10:40	0.388	1	J
CCB2	Continuing Calibration	9/12/2008	13:17	1	1	U
CCB3	Continuing Calibration	9/12/2008	15:55	0.379	1	J
CCB4	Continuing Calibration	9/12/2008	18:32	1	1	U

Data Package ID: *ic0809093-1*

Prep Batch ID: IC080912-1

Start Date: 09/12/08
Start Time: 9:00
Prep Analyst: Eric Allen Lintner

End Date: 09/12/08
End Time: 10:00

Concentration Method: NONE
Extract Method: NONE
Initial Volume Units: ml
Final Volume Units: ml

Batch Created By: EAL
Date Created: 09/12/08
Time Created: 9:52
Validated By: EAL
Date Validated: 09/18/08
Time Validated: 13:02

Comments:

QC Batch ID: IC080912-1-2

Lab ID	QC Type	Field ID	Matrix	Date Collected	Initial Wt/Vol	Final Wt/Vol	Cleanup Method	Cleanup DF	Order Number
IC080912-1	MB	XXXXXX	WATER	XXXXXX	5	5	NONE	1	0809093
IC080912-1	LCS	XXXXXX	WATER	XXXXXX	5	5	NONE	1	0809093
0809093-8	MS	PS-MW10D	WATER	9/10/2008	5	5	NONE	1	0809093
0809093-8	MSD	PS-MW10D	WATER	9/10/2008	5	5	NONE	1	0809093
0809093-1	SMP	PS-MW12D	WATER	9/10/2008	5	5	NONE	1	0809093
0809093-2	SMP	PS-MW13D	WATER	9/10/2008	5	5	NONE	1	0809093
0809093-3	SMP	PS-MW07S	WATER	9/10/2008	5	5	NONE	1	0809093
0809093-4	SMP	PS-MW07S Dup	WATER	9/10/2008	5	5	NONE	1	0809093
0809093-5	SMP	PS-MW07D	WATER	9/10/2008	5	5	NONE	1	0809093
0809093-6	SMP	PS-MW09S	WATER	9/10/2008	5	5	NONE	1	0809093
0809093-7	SMP	PS-MW10S	WATER	9/10/2008	5	5	NONE	1	0809093
0809093-8	SMP	PS-MW10D	WATER	9/10/2008	5	5	NONE	1	0809093
0809093-9	SMP	PS-MW11S	WATER	9/10/2008	5	5	NONE	1	0809093

QC Types

CAR	Carrier reference sample	DUP	Laboratory Duplicate
LCS	Laboratory Control Sample	LCSD	Laboratory Control Sample Duplicat
MB	Method Blank	MS	Laboratory Matrix Spike
MSD	Laboratory Matrix Spike Duplicate	REP	Sample replicate
SMP	Field Sample	SYS	Sample Yield Spike

Supporting Raw Data

Alkalinity Raw Data Worksheet

Anal Run ID **AK080912-1A**

Anal Start Date **9/12/2008**

1045-1300
JBM
9/12/08

Standardization Ref ID **AlkalinityCAL080912-1**

Standardization Of Alkalinity

Rep Num	THAM Conc	Aliq Titrated (mL)	vol to pH 4.5(mL)	HCl Conc(N)	Conc Units
1	0.2	1	10.38	0.0192678	N
2	0.2	1	10.3	0.0194175	N
3	0.2	1	10.25	0.0195122	N

Avg HCl Conc: 0.01939916

Rev 9/12/08

Num	Don't Use	ReRun Num	Lab ID	QC Type	Anal Dil	Aliq Titrated (mL)	vol to pH 8.3(mL)	vol to pH 4.5(mL)	total vol(mL)	HCO3 (mg/L as CaCO3)	CO3 (mg/L as CaCO3)	OH (mg/L as CaCO3)	Total Alk (mg/L as CaCO3)	Expected	%Rec
1	☐	0	ICV	ICV	1	100	4.88	5.34	10.22	4.461808	94.66792	0	99.12973		
2	☐	0	ICB	ICB	1	100	0	0.23	0.23	2.230904	0	0	2.230904		
3	☐	0	AK080912-1	MB	1	100	0	0.25	0.25	2.424896	0	0	2.424896		
4	☐	0	AK080912-1	LCS	1	100	5.05	5.23	10.28	1.745928	97.96578	0	99.71171		
5	☐	0	0809076-1	SMP	1	25	0	7.44	7.44	288.6596	0	0	288.6596		
6	☐	0	0809076-2	SMP	1	25	0	7.49	7.49	290.5995	0	0	290.5995		
7	☐	0	0809076-3	SMP	1	25	0	7.25	7.25	281.2879	0	0	281.2879		
8	☐	0	0809076-4	SMP	1	25	0	4.34	4.34	168.3848	0	0	168.3848		
9	☐	0	0809076-5	SMP	1	25	0	8.37	8.37	324.742	0	0	324.742		
10	☐	0	0809076-6	SMP	1	25	0	5.91	5.91	229.2981	0	0	229.2981		
11	☐	0	0809076-7	SMP	1	50	0.47	3.79	4.26	64.40522	18.23521	0	82.64043		
12	☐	0	0809076-8	SMP	1	25	0	6.9	6.9	267.7085	0	0	267.7085		
13	☐	0	0809076-9	SMP	1	25	0	6.43	6.43	249.4733	0	0	249.4733		
14	☐	0	0809076-10	SMP	1	25	0	6.53	6.53	253.3531	0	0	253.3531		
15	☐	0	0809076-11	SMP	1	25	0	6.43	6.43	249.4733	0	0	249.4733		
16	☐	0	0809076-11	DUP	1	25	0	6.49	6.49	251.8011	0	0	251.8011		
17	☐	0	0809093-1	SMP	1	25	0	5.84	5.84	226.5822	0	0	226.5822		
18	☐	0	0809093-2	SMP	1	25	0	6.42	6.42	249.0853	0	0	249.0853		
19	☐	0	0809093-3	SMP	1	25	0	5.22	5.22	202.5273	0	0	202.5273		
20	☐	0	0809093-4	SMP	1	25	0	5.34	5.34	207.1831	0	0	207.1831		
21	☐	0	0809093-5	SMP	1	25	0	5.91	5.91	229.2981	0	0	229.2981		
22	☐	0	0809093-6	SMP	1	25	0	5.53	5.53	214.5548	0	0	214.5548		
23	☐	0	CCV1	CCV	1	100	5.05	5.15	10.2	0.9699619	97.96578	0	98.93575		
24	☐	0	CCB1	CCB	1	100	0	0.29	0.29	2.812879	0	0	2.812879		
25	☐	0	0809093-7	SMP	1	25	0	5.47	5.47	212.2269	0	0	212.2269		
26	☐	0	0809093-8	SMP	1	25	0	5.7	5.7	221.1505	0	0	221.1505		
27	☐	0	0809093-8	DUP	1	25	0	5.77	5.77	223.8664	0	0	223.8664		
28	☐	0	0809093-9	SMP	1	25	0	5.51	5.51	213.7788	0	0	213.7788		

Comments:

Standards, Batch QC, and Matrix Spike Information

ID	Parent ID	Parent Conc	Parent Vol.	Final Vol.
ICV	ST071128-4	10000	1	100
CCV	ST071128-4	10000	1	100

Reagent List:

0.020 N HCl Titrant	RG080912-2
Phenolphthalein Indicator	RG080908-1
Bromocresol Green Indicator	RG080805-1
0.20 N Std. THAM	ST071128-3
0.20 N NaCO3 (ICV, LCS, CCV's - 1.0 mL)	ST071128-4

JBM
9/12/08

Specific Conductivity Calculations & Quality Control Results

Prep & Analysis Date: 9/15/2008
Prep & Analysis Time: 0800-1145
Analyst: JBM JBM 9/15/08

9/15/08

ID	sample vol (mL)	Temp. °C	Conductivity Reading (umhos/cm)	% Recovery	recovery limit
Calibration Standard (*)	NA	26.6	1413		
ICV-2nd Source (**)	NA	26.6	744	104	646.2 - 789.8
0809093-1	45	26.6	496		
0809093-2	45	26.6	566		
0809093-3	45	26.6	1176		
0809093-4	45	26.6	1177		
0809093-5	45	26.6	1006		
0809093-6	45	26.6	471		
0809093-7	45	26.6	1203		
0809093-8	45	26.6	982		
0809093-8DUP	45	26.6	995		
0809093-9	45	26.6	484		
CCV-1 (*)	NA	26.6	1422	101	1271.7 - 1554.3

DUPLICATE SUMMARY

ID	native Spec. Cond. Value	duplic Spec. Cond. Value	RPD %	RPD accept. limit
0809093-8	982	995	1	0-10%

Specific Conductivity - EPA Method 120.1/9050A/SM2510B - SOP 1128 Rev5

Instrument : Fisher Scientific Conductivity/pH/mV meter model accumet 50 (SN C0000643)
Electrode : YSI Incorporated. Model 3440 (Cell K = 10/cm) OR
VWR Digital Conductivity Meter w/ electrode NIST (SN A22036)

Reagent List: 0.010 M KCl Solution [1413umhos/cm] (*):
ST080502-1
0.005 M KCl Solution [718umhos/cm] (**):
ST080502-2

JBM 9/15/08

0915SC

Sulfide in Water Calculations

Prep and Analysis Date: 9/15/2008
Prep and Analysis Time: 0930-1100
Analyst: JBM JBM 9/15/08

F = sulfide (mg/L) = (B*C-D*E)*16*1000/A
G = DL = 2*200/A

RW 9/15/08

sample ID:	A sample aliquot titrated mL	B conc std I2 meq/mL	C vol std I2 mL	D thiosulf conc (meq/mL)	E thiosulf vol (mL)	F sulfide conc mg/L	G Detection Limit mg/L
ICV	200	0.0253	9.72	0.02401	3.02	13.91	2
ICB	200	0.0253	2.74	0.02401	2.82	0.14	2
S080915-1MB	200	0.0253	2.80	0.02401	2.88	0.15	2
S080915-1LCS	200	0.0253	9.17	0.02401	2.53	13.73	2
0809093-8	200	0.0253	2.67	0.02401	2.81	0.02	2
0809093-8DUP	200	0.0253	2.61	0.02401	2.75	0.01	2
0809093-1	200	0.0253	3.67	0.02401	3.90	-0.05	2
0809093-2	200	0.0253	4.42	0.02401	4.42	0.47	2
0809093-3	200	0.0253	3.59	0.02401	3.77	0.04	2
0809093-4	200	0.0253	3.52	0.02401	3.64	0.15	2
0809093-6	200	0.0253	3.82	0.02401	4.03	0.01	2
0809093-7	200	0.0253	9.44	0.02401	9.71	0.49	2
0809093-9	200	0.0253	5.19	0.02401	5.64	-0.31	2
0809077-2	200	0.0253	11.99	0.02401	1.92	20.62	2
0809077-3	200	0.0253	2.74	0.02401	2.83	0.12	2
0809077-3DUP	200	0.0253	2.76	0.02401	2.80	0.22	2
0809077-4	200	0.0253	2.79	0.02401	3.08	-0.26	2
0809077-5	200	0.0253	2.77	0.02401	3.02	-0.18	2
0809088-1	200	0.0253	5.43	0.02401	6.91	-2.26	2

Concentration of Sodium Thiosulfate = **0.02401**

Standardization of iodine solution:

iodine vol titrated (mL)	thiosulf vol (mL)	thiosulf conc (meq/mL)	calc iodine conc (meq/mL)
2.56	2.67	0.02401	0.0250
2.57	2.73	0.02401	0.0255
2.75	2.92	0.02401	0.0255
		mean =	0.0253

Reagent List:

Sulfide Spike Solution:
ST080430-1
6 N HCl:
RG080911-2
Sodium Thiosulfate Solution:
RG080321-2
Iodine (I2) Solution:
RG080910-1
Starch Indicator:
RG070824-1

JBM 9/15/08

Standardization of sulfide spike

S std vol titrated (mL)	iodine vol titrated (mL)	iodine conc (meq/mL)	thiosulf vol (mL)	calc S std conc (meq/mL)	std conc (mg/L)
0.50	10.21	0.0253	3.98	0.3265	5223
0.50	10.08	0.0253	3.58	0.3391	5425
0.50	9.11	0.0253	2.59	0.3374	5399
				mean =	5349

Sulfide Quality Control Results

Prep and Analysis Date: 9/15/2008

BLANK SUMMARY

	blank S conc (mg/L)	blank reporting limit (mg/L)
S080915-1MB	0.0	2.0

LCS (BLANK SPIKE) SUMMARY

	vol spike S std added (mL)	spike added S conc (mg/L)	S conc found (mg/L)	recovery %	recovery accept limit
ICV	0.50	13.373	13.909	104	80-120 %
S080915-1LCS	0.50	13.373	13.735	103	80-120 %

DUPLICATE SUMMARY

	sample conc (mg/L)	duplic conc (mg/L)	RPD %	RPD accept. limit
0809093-8	ND	ND	NA	0-20%
0809077-3	ND	ND	NA	0-20%

ND = Not Detected
NA = Not Applicable

JBM 9/15/08

Sulfide Method 376.1 / SOP 1120

TDS Raw Data Worksheet

Anal Run ID **TD080915-1A**

Anal Start Date **9/15/2008**

Prep 9/12/08 1345-1445
Analyzed 9/15/08 0730-~~12~~ 1215
JBM 9/15/08 JBM 9/15/08

Run Ch 9/15/08

Num	Don't Use	ReRun Num	Lab ID	QC Type	Samp Vol (ml)	Empty Beaker (g)	A - Beaker + Residue gross (g)	A - Net mass (mg)	B - Beaker + Residue gross (g)	B - Net mass (mg)	gross A vs gross B (+/- 0.5mg)	% mass loss (<= 4%)	calculated conc (mg/L)	DL (mg/L)
1	☐	0	TD080912-1	MB	100	74.7784	74.7785	0.1	74.7783	-0.1	0.2	NA	-1	20
2	☐	0	TD080912-1	LCS	100	65.8834	65.9232	39.8	65.9225	39.1	0.7	1.77%	391	20
3	☐	0	0809085-1	SMP	25	43.7987	43.8108	12.1	43.8105	11.8	0.3	2.51%	472	80
4	☐	0	0809085-2	SMP	10	23.576	23.6539	77.9	23.6513	75.3	2.6	3.39%	7530	200
5	☐	0	0809085-3	SMP	100	81.1209	81.1486	27.7	81.1489	28	0.3	1.08%	280	20
6	☐	0	0809085-4	SMP	100	65.2196	65.2672	47.6	65.2673	47.7	0.1	0.21%	477	20
7	☐	0	0809085-5	SMP	25	44.4112	44.5034	92.2	44.5023	91.1	1.1	1.20%	3644	80
8	☐	0	0809085-6	SMP	10	21.1483	21.2282	79.9	21.2254	77.1	2.8	3.57%	7710	200
9	☐	0	0809093-1	SMP	100	76.5119	76.5445	32.6	76.5445	32.6	0	0.00%	326	20
10	☐	0	0809093-2	SMP	100	84.4016	84.4402	38.6	84.4402	38.6	0	0.00%	386	20
11	☐	0	0809093-3	SMP	100	72.8304	72.9209	90.5	72.9183	87.9	2.6	2.91%	879	20
12	☐	0	0809093-4	SMP	100	72.6522	72.7404	88.2	72.7381	85.9	2.3	2.64%	859	20
13	☐	0	0809093-5	SMP	100	78.1447	78.216	71.3	78.2157	71	0.3	0.42%	710	20
14	☐	0	0809093-6	SMP	100	69.8804	69.91	29.6	69.9103	29.9	0.3	1.01%	299	20
15	☐	0	0809093-7	SMP	100	78.1156	78.2055	89.9	78.2028	87.2	2.7	3.05%	872	20
16	☐	0	0809093-8	SMP	100	80.9363	81.0015	65.2	80.9991	62.8	2.4	3.75%	628	20
17	☐	0	0809093-8	DUP	100	80.4849	80.5503	65.4	80.5478	62.9	2.5	3.90%	629	20
18	☐	0	0809093-9	SMP	100	72.4726	72.5038	31.2	72.5038	31.2	0	0.00%	312	20
19	☐	0	0809088-1	SMP	100	73.0764	73.1186	42.2	73.1188	42.4	0.2	0.47%	424	20

Comments:

Standards, Batch QC, and Matrix Spike Information

ID	Parent ID	Parent Conc	Parent Vol.	Final Vol.
LCS	ST080414-1	40000	1	100

Reagent List:

TDS Spike Solution: 40.0 mg NaCl/mL **ST080414-1**

9/15/08
JBM

Schedule File: C:\PeakNet\schedule\080818.sch

Line	Sample	Sample Type	Method	Data File	Comment
1	5X STD	Calibration	080818.met	c:\peaknet\data\080818\080818_001.dxd	
2	10X STD	Calibration	080818.met	c:\peaknet\data\080818\080818_002.dxd	
3	25X STD	Calibration	080818.met	c:\peaknet\data\080818\080818_003.dxd	
4	100X STD	Calibration	080818.met	c:\peaknet\data\080818\080818_004.dxd	
5	1000X STD	Calibration	080818.met	c:\peaknet\data\080818\080818_005.dxd	
6	0 STD	Calibration	080818.met	c:\peaknet\data\080818\080818_006.dxd	
7	ICV	Sample	080818.met	c:\peaknet\data\080818\080818_007.dxd	ICV
8	ICB	Sample	080818.met	c:\peaknet\data\080818\080818_008.dxd	ICB
9	0808044-1 20X	Sample	080818.met	c:\peaknet\data\080818\080818_009.dxd	CL,SO4-9056
10	0808044-2 200X	Sample	080818.met	c:\peaknet\data\080818\080818_010.dxd	CL,SO4-9056
11	0808044-3 10X	Sample	080818.met	c:\peaknet\data\080818\080818_011.dxd	CL,SO4-9056
12	0808044-4 50X	Sample	080818.met	c:\peaknet\data\080818\080818_012.dxd	CL,SO4-9056
13	0808044-5 100X	Sample	080818.met	c:\peaknet\data\080818\080818_013.dxd	CL,SO4-9056
14	0808044-6 100X	Sample	080818.met	c:\peaknet\data\080818\080818_014.dxd	CL,SO4-9056
15	0808044-7 100X	Sample	080818.met	c:\peaknet\data\080818\080818_015.dxd	CL,SO4-9056
16	0808044-8 100X	Sample	080818.met	c:\peaknet\data\080818\080818_016.dxd	CL,SO4-9056
17	0808044-9 5000X	Sample	080818.met	c:\peaknet\data\080818\080818_017.dxd	CL-9056
18	0808044-10 50X	Sample	080818.met	c:\peaknet\data\080818\080818_018.dxd	CL,SO4-9056
19	CCV	Sample	080818.met	c:\peaknet\data\080818\080818_019.dxd	CCV
20	CCB	Sample	080818.met	c:\peaknet\data\080818\080818_020.dxd	CCB
21	0808044-11 200X	Sample	080818.met	c:\peaknet\data\080818\080818_021.dxd	CL,SO4-9056
22	0808044-12 200X	Sample	080818.met	c:\peaknet\data\080818\080818_022.dxd	CL,SO4-9056
23	0808044-13 200X	Sample	080818.met	c:\peaknet\data\080818\080818_023.dxd	CL,SO4-9056
24	0808044-14 10X	Sample	080818.met	c:\peaknet\data\080818\080818_024.dxd	~~CL,SO4-9056~~
25	0808044-15 50X	Sample	080818.met	c:\peaknet\data\080818\080818_025.dxd	CL,SO4-9056
26	0808044-16 50X	Sample	080818.met	c:\peaknet\data\080818\080818_026.dxd	CL,SO4-9056
27	0808044-17 50X	Sample	080818.met	c:\peaknet\data\080818\080818_027.dxd	CL,SO4-9056
28	0808044-18 200X	Sample	080818.met	c:\peaknet\data\080818\080818_028.dxd	CL,SO4-9056
29	0808044-19 100X	Sample	080818.met	c:\peaknet\data\080818\080818_029.dxd	CL,SO4-9056
30	0808044-20 500X	Sample	080818.met	c:\peaknet\data\080818\080818_030.dxd	CL,SO4-9056
31	CCV	Sample	080818.met	c:\peaknet\data\080818\080818_031.dxd	CCV
32	CCB	Sample	080818.met	c:\peaknet\data\080818\080818_032.dxd	CCB
33	0808044-21 500X	Sample	080818.met	c:\peaknet\data\080818\080818_033.dxd	CL,SO4-9056
34	0808044-22 200X	Sample	080818.met	c:\peaknet\data\080818\080818_034.dxd	CL,SO4-9056
35	0808044-23 200X	Sample	080818.met	c:\peaknet\data\080818\080818_035.dxd	CL,SO4-9056
36	0808044-24 200X	Sample	080818.met	c:\peaknet\data\080818\080818_036.dxd	CL,SO4-9056
37	0808044-25 100X	Sample	080818.met	c:\peaknet\data\080818\080818_037.dxd	CL,SO4-9056
38	0808044-26 500X	Sample	080818.met	c:\peaknet\data\080818\080818_038.dxd	CL,SO4-9056
39	0808044-27 5000X	Sample	080818.met	c:\peaknet\data\080818\080818_039.dxd	CL-9056
40	0808044-28 50X	Sample	080818.met	c:\peaknet\data\080818\080818_040.dxd	CL,SO4-9056
41	0808044-29 50X	Sample	080818.met	c:\peaknet\data\080818\080818_041.dxd	CL,SO4-9056
42	0808044-30 100X	Sample	080818.met	c:\peaknet\data\080818\080818_042.dxd	CL,SO4-9056
43	CCV	Sample	080818.met	c:\peaknet\data\080818\080818_043.dxd	CCV
44	CCB	Sample	080818.met	c:\peaknet\data\080818\080818_044.dxd	CCB
45	0808044-31 200X	Sample	080818.met	c:\peaknet\data\080818\080818_045.dxd	CL,SO4-9056
46	0808044-3 200X	Sample	080818.met	c:\peaknet\data\080818\080818_046.dxd	CL,SO4-9056
47	0808044-33 500X	Sample	080818.met	c:\peaknet\data\080818\080818_047.dxd	CL,SO4-9056
48	0808044-34 1000X	Sample	080818.met	c:\peaknet\data\080818\080818_048.dxd	CL,SO4-9056
49	0808044-35 20X	Sample	080818.met	c:\peaknet\data\080818\080818_049.dxd	CL,SO4-9056
50	0808044-36 200X	Sample	080818.met	c:\peaknet\data\080818\080818_050.dxd	CL,SO4-9056
51	0808114-6 50X	Sample	080818.met	c:\peaknet\data\080818\080818_051.dxd	CL,SO4-9056
52	0808114-11 10X	Sample	080818.met	c:\peaknet\data\080818\080818_052.dxd	CL-9056
53	0808114-12 20X	Sample	080818.met	c:\peaknet\data\080818\080818_053.dxd	CL-9056
54	IC080818-1MB	Sample	080818.met	c:\peaknet\data\080818\080818_054.dxd	WATER
55	CCV	Sample	080818.met	c:\peaknet\data\080818\080818_055.dxd	CCV
56	CCB	Sample	080818.met	c:\peaknet\data\080818\080818_056.dxd	CCB – Cl 0.31mg/L *
57	IC080818-1LCS	Sample	080818.met	c:\peaknet\data\080818\080818_057.dxd	WATER
58	0808139-1 50X	Sample	080818.met	c:\peaknet\data\080818\080818_058.dxd	~~CL~~,SO4-9056
59	0808139-1MS 50X	Sample	080818.met	c:\peaknet\data\080818\080818_059.dxd	~~CL~~,SO4-9056
60	0808139-1MSD 50X	Sample	080818.met	c:\peaknet\data\080818\080818_060.dxd	~~CL~~,SO4-9056
61	0808139-2 100X	Sample	080818.met	c:\peaknet\data\080818\080818_061.dxd	~~CL~~,SO4-9056
62	0808139-3 100X	Sample	080818.met	c:\peaknet\data\080818\080818_062.dxd	CL,SO4-9056
63	0808139-4 100X	Sample	080818.met	c:\peaknet\data\080818\080818_063.dxd	CL,SO4-9056
64	0808139-5 20X	Sample	080818.met	c:\peaknet\data\080818\080818_064.dxd	~~CL~~,SO4-9056
65	0808139-6 50X	Sample	080818.met	c:\peaknet\data\080818\080818_065.dxd	CL,SO4-9056
66	0808139-7 50X	Sample	080818.met	c:\peaknet\data\080818\080818_066.dxd	~~CL~~,SO4-9056
67	CCV	Sample	080818.met	c:\peaknet\data\080818\080818_067.dxd	CCV
68	CCB	Sample	080818.met	c:\peaknet\data\080818\080818_068.dxd	CCB
69	0808139-8 10X	Sample	080818.met	c:\peaknet\data\080818\080818_069.dxd	CL,SO4-9056
70	0808139-9 50X	Sample	080818.met	c:\peaknet\data\080818\080818_070.dxd	CL,SO4-9056
71	0808044-10 100X	Sample	080818.met	c:\peaknet\data\080818\080818_071.dxd	CL-9056
72	0808044-11 500X	Sample	080818.met	c:\peaknet\data\080818\080818_072.dxd	CL-9056
73	0808044-14 20X	Sample	080818.met	c:\peaknet\data\080818\080818_073.dxd	CL,SO4-9056
74	0808044-15 100X	Sample	080818.met	c:\peaknet\data\080818\080818_074.dxd	CL,SO4-9056
75	0808044-18 500X	Sample	080818.met	c:\peaknet\data\080818\080818_075.dxd	CL,SO4-9056
76	0808044-19 200X	Sample	080818.met	c:\peaknet\data\080818\080818_076.dxd	CL,SO4-9056
77	CCV	Sample	080818.met	c:\peaknet\data\080818\080818_077.dxd	CCV
78	CCB	Sample	080818.met	c:\peaknet\data\080818\080818_078.dxd	CCB – SO4 0.52mg/L *
79	STOP.MET	Sample	stop.met		

Default Method Path: C:\PEAKNET\METHOD
Default Data Path: C:\PEAKNET\DATA\080414
Comment:
BatchDx created schedule. Analyst: 8/19/08 JBM 8/19/08
Instrument #1: DIONEX DX-120. ID Serial Number: 99060762
Analytical Column: Dionex IonPac AS14 S/N 022150
Methods: EPA 300.0 and SW9056. Paragon SOP 1113
Eluent: Made daily, 10mL of Eluent Concentrate ID: RG080610-2 to 1000mL of DI water.

* SAMPLES 'ND' OR 10X > THAN FOUND IN BLANK.

Schedule File: C:\PeakNet\schedule\080818.sch

	Final	ID		Aliq
cal std level 1 (1000x)	10.00	ST080722-8,	ST080623-5	0.01
cal std level 2 (100x)	5.00	"	"	0.05
cal std level 3 (25x)	5.00	"	"	0.20
cal std level 4 (10x)	5.00	"	"	0.50
cal std level 5 (5x)	5.00	"	"	1.00
CCV	5.00	ST080722-8,	ST080722-13	0.50
ICV	5.00	ST080225-1		0.25
		ST080623-4		0.05
LCS(aq)	5.00	ST080225-1		0.25
		ST080722-12		0.05
MS/MSD (waters)	5.00	ST080219-9		0.05
		ST080722-11		0.05

Dilutions Table: All to 5mL Final Volume

10X	0.5mL
20X	0.25mL
25X	0.2mL
50X	0.1mL
100X	0.05mL
200X	0.025mL
500X	0.01mL

Method:C:\PEAKNET\METHOD\080818.MET Updated:8/18/08 11:34:26 AM Total:8

JBM 8/19/08

1. Component:Fluoride
Standard:External Fit Type:Quadratic
Origin:Ignore Calibration:Area
r^2=0.999894
Amt=-4.779941e-010*Resp²+
6.495115e-003*Resp+37.98

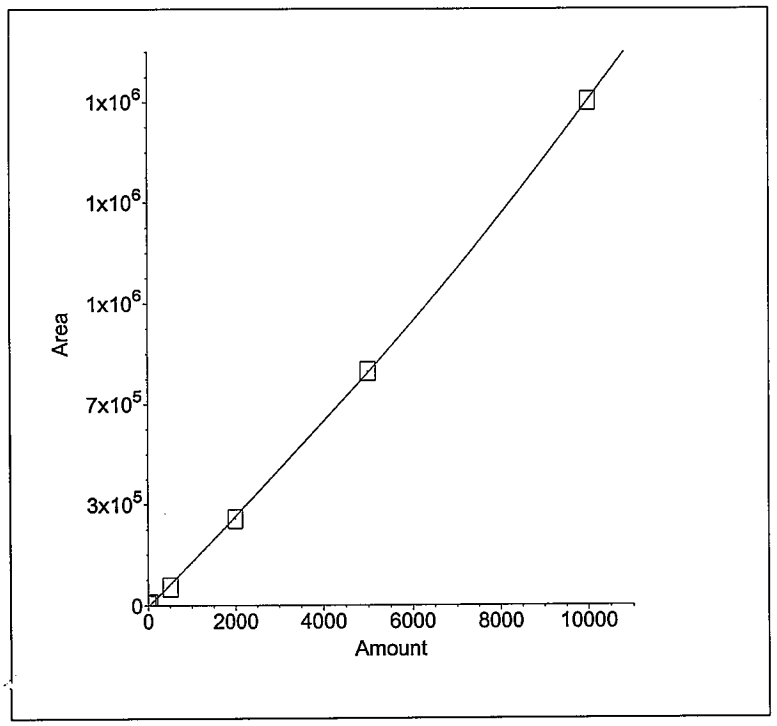

2. Component:Chloride
Standard:External Fit Type:Quadratic
Origin:Ignore Calibration:Area
r^2=0.999982
Amt=-4.081790e-010*Resp²+
7.957583e-003*Resp+2.302

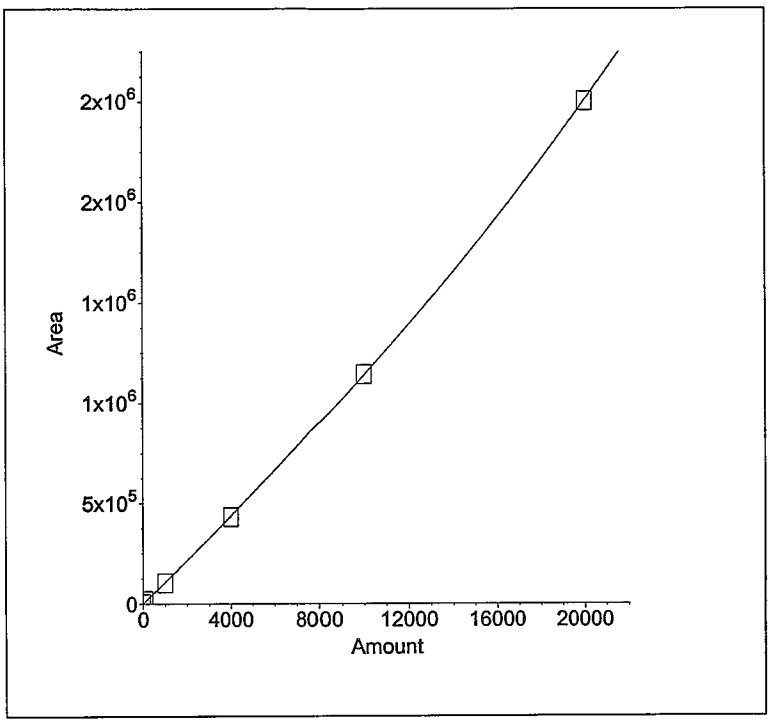

3. Component:Nitrite as N
Standard:External Fit Type:Quadratic
Origin:Ignore Calibration:Area
r^2=0.999998
Amt=-1.486609e-010*Resp²+
3.820952e-003*Resp+12.14

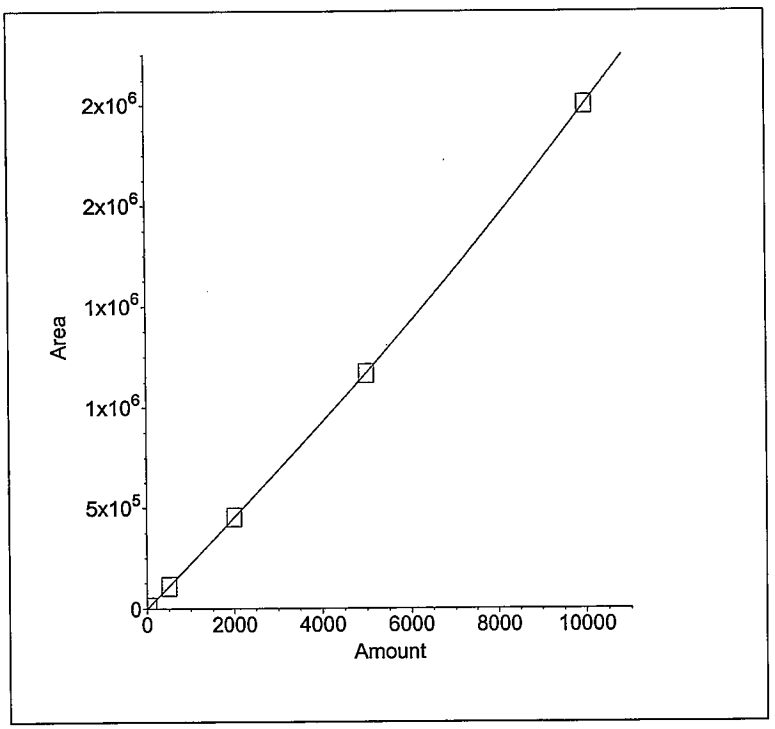

4. Component:Bromide
Standard:External Fit Type:Quadratic
Origin:Ignore Calibration:Area
r^2=0.999999
Amt=-1.413301e-009*Resp²+
1.929789e-002*Resp+4.883

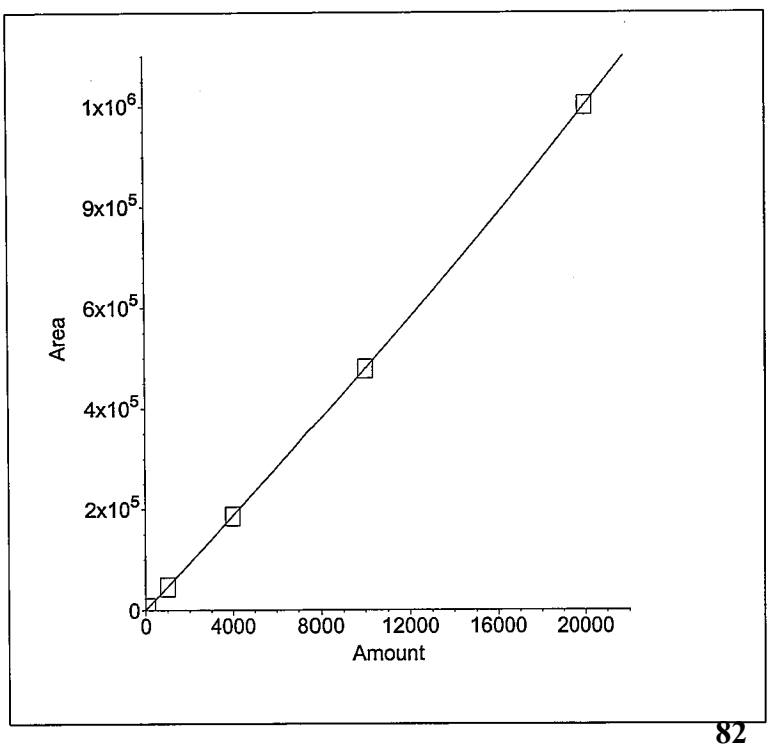

5. Component:Nitrate as N
Standard:External Fit Type:Quadratic
Origin:Ignore Calibration:Area
r^2=0.999957
Amt=-6.684618e-011*Resp²+
2.982954e-003*Resp+31.14

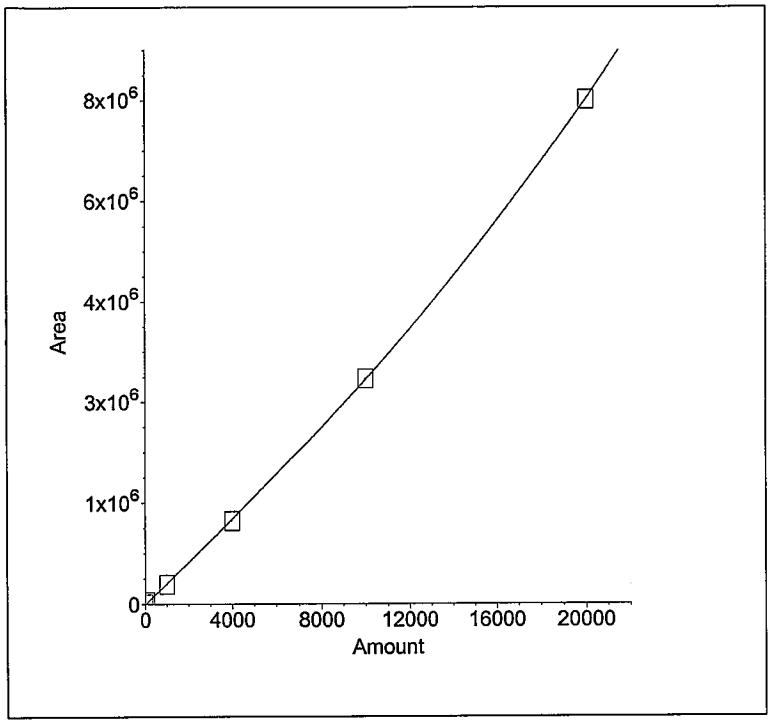

6. Component:Orthophosphate as P
Standard:External Fit Type:Quadratic
Origin:Ignore Calibration:Area
r^2=0.999931
Amt=-3.408274e-010*Resp²+
8.704931e-003*Resp+-54.69

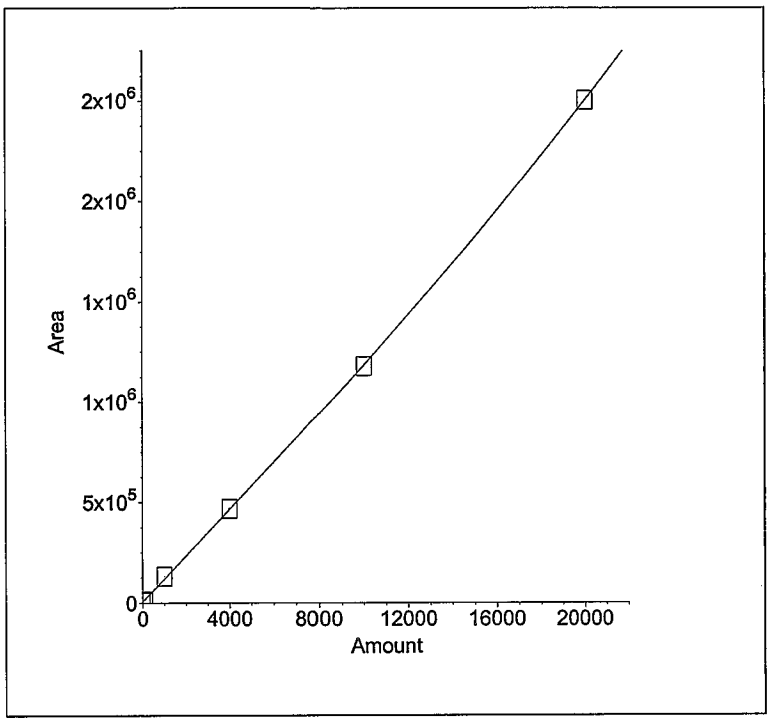

7. Component:Sulfate
Standard:External Fit Type:Quadratic
Origin:Ignore Calibration:Area
r^2=0.999925
Amt=-1.465179e-010*Resp²+
9.940946e-003*Resp+357.5

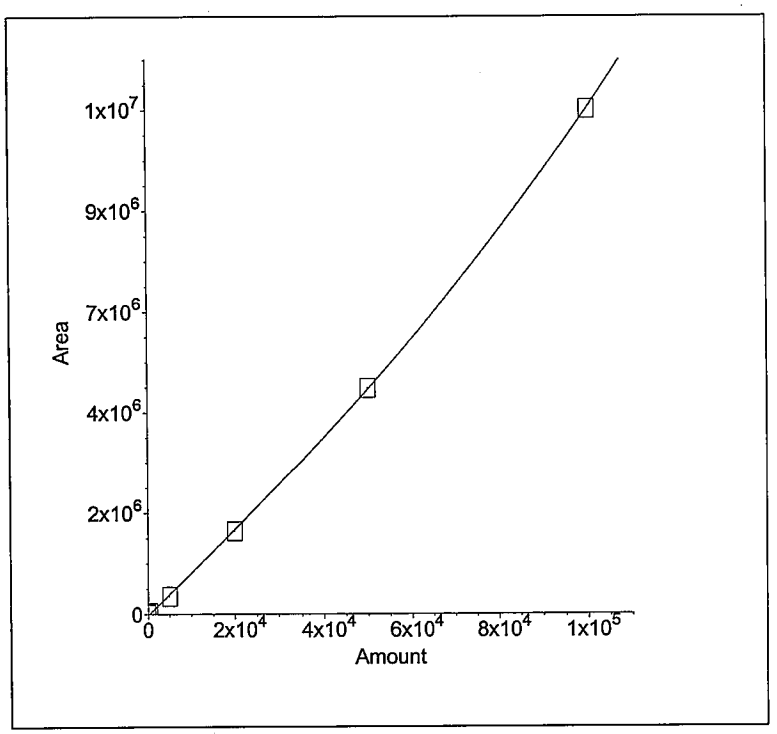

8. Component:Nitrate/Nitrite as N
Standard:External Fit Type:
Origin:Ignore Calibration:Area

(No Levels Component)

Method Information : Select Module(s)

System Name : DX120
System Number : 1
Method Type : Ion Chromatography
Column : AS14 4-MM
Analyst : SJL
Comment : Flow rate = 1.2 mL/min,
Eluent = 3.5mM Na2CO3 / 1.0 mM NaHCO3

DX-120 Timed Events

Module Name :
Module Serial Number :
System Mode : Column
Column : A
Pump : On
SRS / Cell : On
Eluent Pressure : On
Pressure Unit : psi
TTL 1 Label : TTL 1
TTL 2 Label : TTL 2
Comment :

Time	Offset	Valve	TTL1	TTL2	AC	Collect
Init	*	Load	Low	Low	Off	
0.00		Load	Low	Low	Off	Begin
0.01		Inject	Low	Low	Off	
0.40		Load	Low	Low	Off	
10.80		Load	High	Low	Off	
10.90		Load	Low	Low	Off	

DX-120 Detector Parameters

Detector Type : DX-120
Data collection time (minutes) : 13.00
Data Collection Rate : 5.00
Real time plot scale maximum (μS) : 40.000
Real time plot scale minimum (μS) : -3.000

DX-120 Integration Parameters

Peak detection algorithm : Standard
Starting peak width (seconds) : 8.00
Peak threshold : 0.50
Peak area reject (area counts) : 800.00
Reference peak area reject (area counts) : 800.00

DX-120 Smoothing Parameters

Filter Type : No filter

DX-120 Report Data

Report Format File : C:\PeakNet\method\Default2.rpt
Print Sample Analysis : Yes
Print Calibration Update : Yes
Print Check Standard : No
System Suitability Tests :
No system suitability tests selected.

DX-120 Integration Data Events

Time	Description
0.00	Stop peak detection
0.05	Force baseline at start of all peaks
1.90	Start peak detection
2.20	Void volume treatment for this peak
3.00	Void volume treatment for this peak

DX-120 Calibration Parameters

External or internal calibration : EXTERNAL
Number of replicates for calibration : 1
Rejection : Manual
Level Weighting : Equal
Calibration standard volume : 1.00
Default sample volume : 1.00
Amount units : ug/L
Replace retention time : Yes
Update response : Yes
Default dilution factor : 1.00
Default response factor for unknown peaks : 0.00
Calculate unknowns by area or height : Area

DX-120 Component Identification Table

Component	Retention	Tolerance	Reference
Fluoride	3.12 min	5.00 %	
Chloride	4.25 min	5.00 %	
Nitrite as N	5.04 min	4.90 %	
Bromide	6.25 min	7.30 %	
Nitrate as N	7.23 min	10.00 %	
Orthophosphate as P	8.92 min	4.10 %	
Sulfate	10.47 min	4.10 %	
Nitrate/Nitrite as N	20.00 min	5.00 %	

DX-120 Component Quantitation Table

Component	Retention	Low Limit	High Limit
Fluoride	3.12 min	100	10000
Chloride	4.25 min	200	20000
Nitrite as N	5.04 min	100	10000
Bromide	6.25 min	200	20000
Nitrate as N	7.23 min	200	20000
Orthophosphate as P	8.92 min	300	20000
Sulfate	10.47 min	500	100000
Nitrate/Nitrite as N	20.00 min	0	0

DX-120 Component Calibration Table

Component	Retention Time	Curve Fit	Origin	Cal. by	Response Component	Relative Factor
Fluoride	3.12 min	Quadratic	Ignore	Area		0.00
Chloride	4.25 min	Quadratic	Ignore	Area		0.00
Nitrite as N	5.04 min	Quadratic	Ignore	Area		0.00
Bromide	6.25 min	Quadratic	Ignore	Area		0.00
Nitrate as N	7.23 min	Quadratic	Ignore	Area		0.00
Orthophosphate as P	8.92 min	Quadratic	Ignore	Area		0.00
Sulfate	10.47 min	Quadratic	Ignore	Area		0.00
Nitrate/Nitrite as N	20.00 min	—	Ignore	Area	Fluoride	0.00

DX-120 Component = Fluoride Levels Table

Retention Time : 3.12 min
Amount units : ug/L
Replicate unit type : Area
Number of levels : 6
Number of replicates : 1

Level	Amount	Replicate 1
1	50.00	5459.3
2	500.00	64007.4
3	2000.00	301449
4	5000.00	818410
5	10000.00	1.76114e+006
6	0.00	1020.6

DX-120 Component = Chloride Levels Table

Retention Time : 4.25 min
Amount units : ug/L
Replicate unit type : Area
Number of levels : 6
Number of replicates : 1

Level	Amount	Replicate 1
1	100.00	17567.8
2	1000.00	120860
3	4000.00	511326
4	10000.00	1.35363e+006
5	20000.00	2.96275e+006
6	0.00	1435.4

DX-120 Component = Nitrite as N Levels Table

Retention Time : 5.04 min
Amount units : ug/L
Replicate unit type : Area
Number of levels : 6
Number of replicates : 1

Level	Amount	Replicate 1
1	50.00	8652.5
2	500.00	128555
3	2000.00	533409
4	5000.00	1.37801e+006
5	10000.00	2.95359e+006
6	0.00	0

DX-120 Component = Bromide Levels Table

Retention Time : 6.25 min
Amount units : ug/L
Replicate unit type : Area
Number of levels : 6
Number of replicates : 1

Level	Amount	Replicate 1
1	100.00	5265.1
2	1000.00	51706.5
3	4000.00	209678
4	10000.00	539609
5	20000.00	1.1295e+006
6	0.00	0

DX-120 Component = Nitrate as N Levels Table

Retention Time : 7.23 min
Amount units : ug/L
Replicate unit type : Area
Number of levels : 6
Number of replicates : 1

Level	Amount	Replicate 1
1	100.00	34614
2	1000.00	314492
3	4000.00	1.34385e+006
4	10000.00	3.65859e+006
5	20000.00	8.19771e+006
6	0.00	3589.6

DX-120 Component = Orthophosphate as P Levels Table

Retention Time : 8.92 min
Amount units : ug/L
Replicate unit type : Area
Number of levels : 6
Number of replicates : 1

Level	Amount	Replicate 1
1	100.00	9180.5
2	1000.00	134362
3	4000.00	478617
4	10000.00	1.20743e+006
5	20000.00	2.56163e+006
6	0.00	2352.5

DX-120 Component = Sulfate Levels Table

Retention Time : 10.47 min
Amount units : ug/L
Replicate unit type : Area
Number of levels : 6
Number of replicates : 1

Level	Amount	Replicate 1
1	500.00	36383.6
2	5000.00	425482
3	20000.00	1.99764e+006
4	50000.00	5.45926e+006
5	100000.00	1.22203e+007
6	0.00	1242.3

DX-120 Component = Nitrate/Nitrite as N Levels Table

Retention Time : 20.00 min
Amount units : ug/L
Replicate unit type : Area
Number of levels : 0
Number of replicates : 1

DX-120 XY Data Parameters

Calibration Update Report

Sample Name : 5X STD
Data File Name : c:\peaknet\data\080818\080818_001.DXD

Method File Name : C:\PEAKNET\METHOD\080818.met
Schedule File Name : c:\peaknet\schedule\080818.sch
Date Time Acquired : 8/18/08 10:12:50 AM
Calibration Date : 8/18/08 11:34:26 AM

System Operator : WETCHEM
Datafile Updated : 8/18/08 10:25:52 AM
Method Comment : Flow rate = 1.2 mL/min, Eluent = ...

Peak Information : All Components

Peak #	Analyte	Retention Time (min.)	Concentration (ug/L)	Peak Area
2	Fluoride	3.12	10000	1761138
3	Chloride	4.25	20000	2962752
4	Nitrite as N	5.05	10000	2953590
5	Bromide	6.23	20000	1129503
6	Nitrate as N	7.13	20000	8197709
7	Orthophosphate as P	8.88	20000	2561630
8	Sulfate	10.41	100000	12220272
	Nitrate/Nitrite as N			

Calibration Update Report

Sample Name : 5X STD
Data File Name : c:\peaknet\data\080818\080818_001.DXD

Method File Name : C:\PEAKNET\METHOD\080818.met	System Operator : WETCHEM
Schedule File Name : c:\peaknet\schedule\080818.sch	Datafile Updated : 8/18/08 10:25:52 AM
Date Time Acquired : 8/18/08 10:12:50 AM	Method Comment : Flow rate = 1.2 mL/min, Eluent = ...
Calibration Date : 8/18/08 11:34:26 AM	

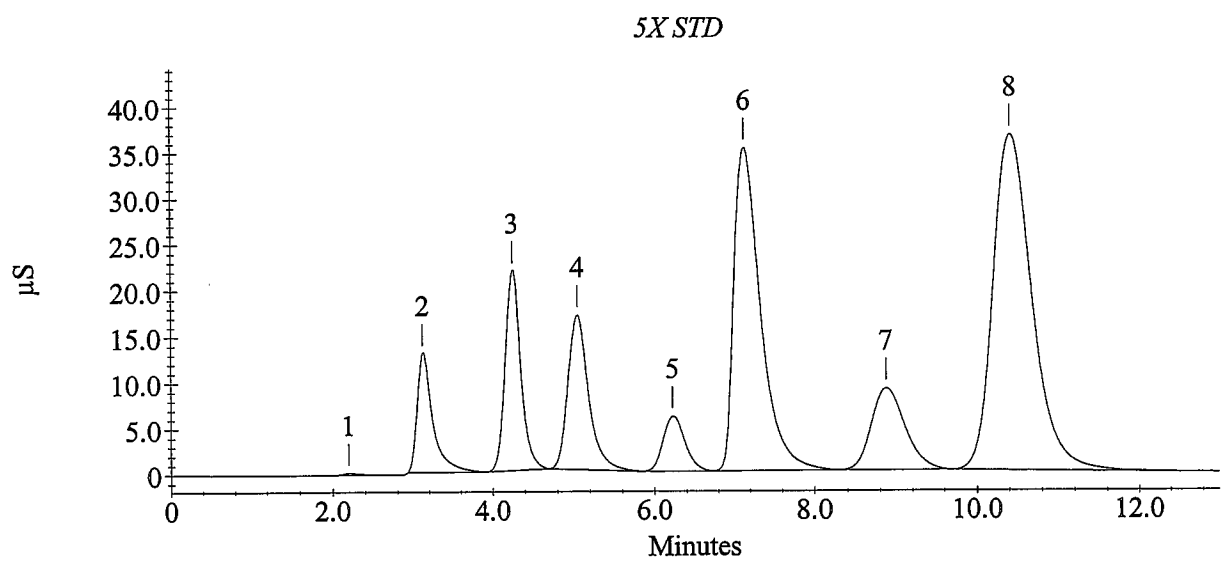

Calibration Update Report

Sample Name : 10X STD
Data File Name : c:\peaknet\data\080818\080818_002.DXD

Method File Name : C:\PEAKNET\METHOD\080818.met
Schedule File Name : c:\peaknet\schedule\080818.sch
Date Time Acquired : 8/18/08 10:25:55 AM
Calibration Date : 8/18/08 11:34:26 AM

System Operator : WETCHEM
Datafile Updated : 8/18/08 10:39:00 AM
Method Comment : Flow rate = 1.2 mL/min, Eluent = ...

Peak Information : All Components

Peak #	Analyte	Retention Time (min.)	Concentration (ug/L)	Peak Area
2	Fluoride	3.13	5000	818410
3	Chloride	4.25	10000	1353630
4	Nitrite as N	5.05	5000	1378015
5	Bromide	6.25	10000	539609
6	Nitrate as N	7.19	10000	3658592
7	Orthophosphate as P	8.91	10000	1207432
8	Sulfate	10.45	50000	5459263
	Nitrate/Nitrite as N			

Calibration Update Report

Sample Name : 10X STD
Data File Name : c:\peaknet\data\080818\080818_002.DXD

Method File Name : C:\PEAKNET\METHOD\080818.met
Schedule File Name : c:\peaknet\schedule\080818.sch
Date Time Acquired : 8/18/08 10:25:55 AM
Calibration Date : 8/18/08 11:34:26 AM

System Operator : WETCHEM
Datafile Updated : 8/18/08 10:39:00 AM
Method Comment : Flow rate = 1.2 mL/min, Eluent = ...

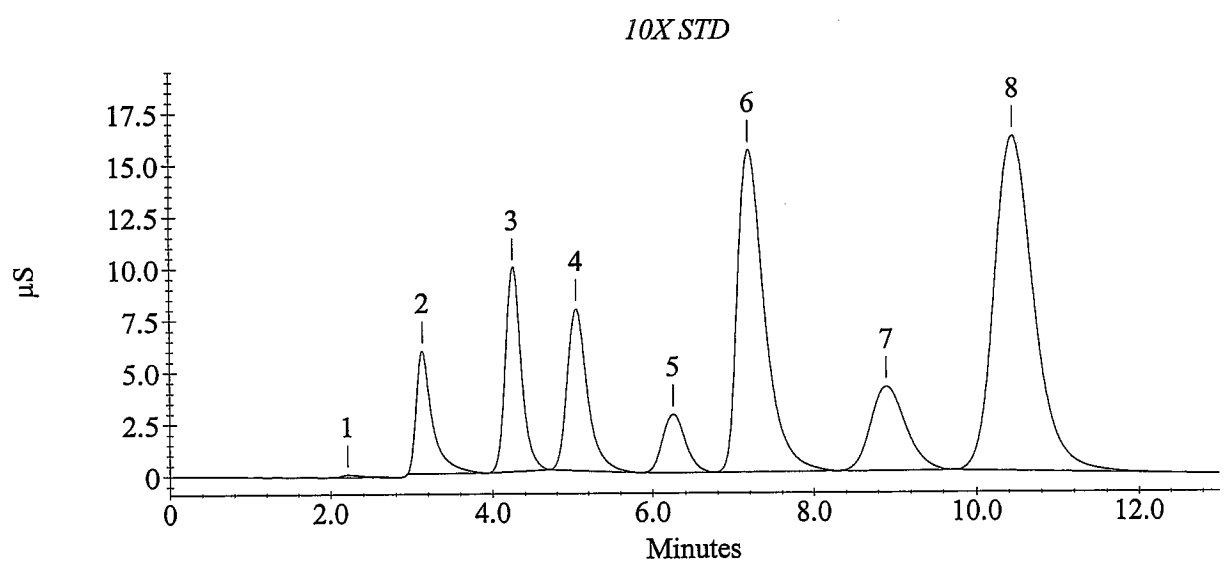

Calibration Update Report

Sample Name : 25X STD
Data File Name : c:\peaknet\data\080818\080818_003.DXD

Method File Name : C:\PEAKNET\METHOD\080818.met
Schedule File Name : c:\peaknet\schedule\080818.sch
Date Time Acquired : 8/18/08 10:39:02 AM
Calibration Date : 8/18/08 11:34:26 AM

System Operator : WETCHEM
Datafile Updated : 8/18/08 10:52:08 AM
Method Comment : Flow rate = 1.2 mL/min, Eluent = ...

Peak Information : All Components

Peak #	Analyte	Retention Time (min.)	Concentration (ug/L)	Peak Area
2	Fluoride	3.12	2000	301449
3	Chloride	4.25	4000	511326
4	Nitrite as N	5.04	2000	533409
5	Bromide	6.25	4000	209678
6	Nitrate as N	7.23	4000	1343854
7	Orthophosphate as P	8.92	4000	478617
8	Sulfate	10.47	20000	1997639
	Nitrate/Nitrite as N			

Calibration Update Report

Sample Name : 25X STD
Data File Name : c:\peaknet\data\080818\080818_003.DXD

Method File Name : C:\PEAKNET\METHOD\080818.met	System Operator : WETCHEM
Schedule File Name : c:\peaknet\schedule\080818.sch	Datafile Updated : 8/18/08 10:52:08 AM
Date Time Acquired : 8/18/08 10:39:02 AM	Method Comment : Flow rate = 1.2 mL/min, Eluent = ...
Calibration Date : 8/18/08 11:34:26 AM	

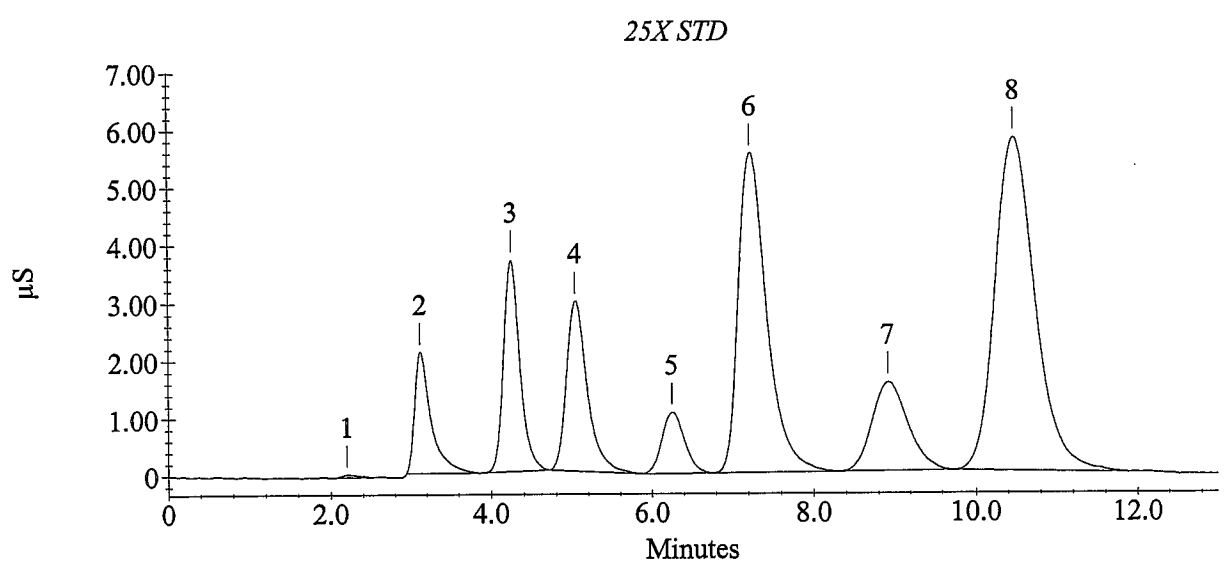

Calibration Update Report

Sample Name : 100X STD
Data File Name : c:\peaknet\data\080818\080818_004.DXD

Method File Name : C:\PEAKNET\METHOD\080818.met
Schedule File Name : c:\peaknet\schedule\080818.sch
Date Time Acquired : 8/18/08 10:52:10 AM
Calibration Date : 8/18/08 11:34:26 AM

System Operator : WETCHEM
Datafile Updated : 8/18/08 11:05:15 AM
Method Comment : Flow rate = 1.2 mL/min, Eluent = ...

Peak Information : All Components

Peak #	Analyte	Retention Time (min.)	Concentration (ug/L)	Peak Area
2	Fluoride	3.12	500	64007
3	Chloride	4.24	1000	120860
4	Nitrite as N	5.04	500	128555
5	Bromide	6.24	1000	51706
6	Nitrate as N	7.25	1000	314492
7	Orthophosphate as P	8.96	1000	134362
8	Sulfate	10.48	5000	425482
	Nitrate/Nitrite as N			

Calibration Update Report

Sample Name : 100X STD
Data File Name : c:\peaknet\data\080818\080818_004.DXD

Method File Name : C:\PEAKNET\METHOD\080818.met	System Operator : WETCHEM
Schedule File Name : c:\peaknet\schedule\080818.sch	Datafile Updated : 8/18/08 11:05:15 AM
Date Time Acquired : 8/18/08 10:52:10 AM	Method Comment : Flow rate = 1.2 mL/min, Eluent = ...
Calibration Date : 8/18/08 11:34:26 AM	

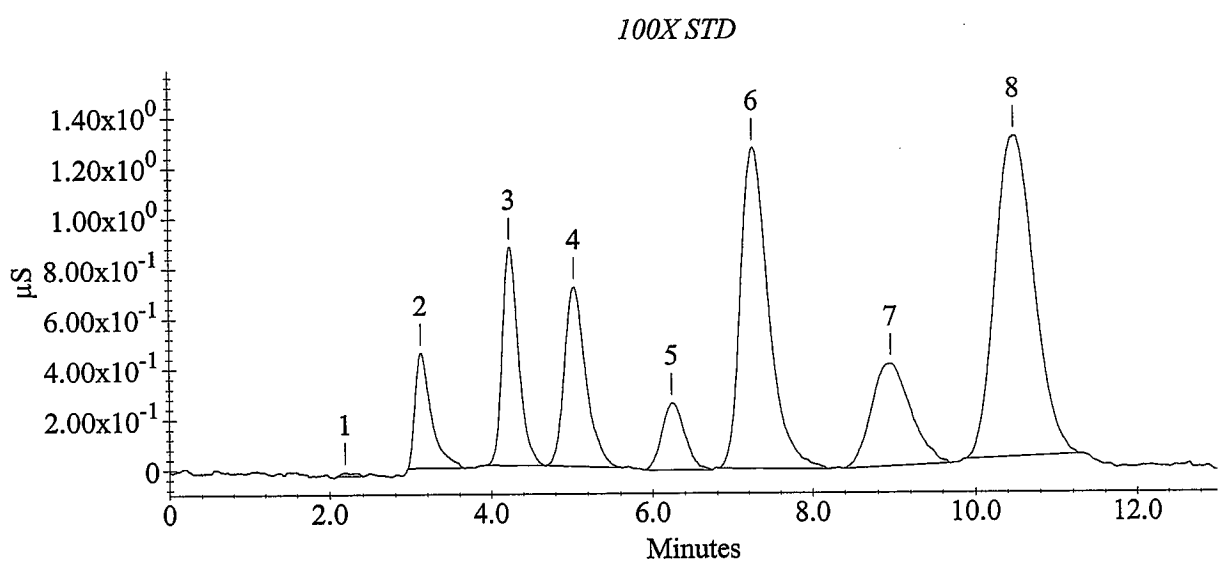

Calibration Update Report

Sample Name : 1000X STD
Data File Name : c:\peaknet\data\080818\080818_005.DXD

Method File Name : C:\PEAKNET\METHOD\080818.met
Schedule File Name : c:\peaknet\schedule\080818.sch
Date Time Acquired : 8/18/08 11:05:17 AM
Calibration Date : 8/18/08 11:34:26 AM

System Operator : WETCHEM
Datafile Updated : 8/18/08 11:18:23 AM
Method Comment : Flow rate = 1.2 mL/min, Eluent = ...

Peak Information : All Components

Peak #	Analyte	Retention Time (min.)	Concentration (ug/L)	Peak Area
1	Fluoride	3.13	50	5459
2	Chloride	4.24	100	17568
4	Nitrite as N	5.01	50	8653
6	Bromide	6.24	100	5265
7	Nitrate as N	7.25	100	34614
8	Orthophosphate as P	9.04	100	9181
10	Sulfate	10.53	500	36384
	Nitrate/Nitrite as N			

Calibration Update Report

Sample Name : 1000X STD
Data File Name : c:\peaknet\data\080818\080818_005.DXD

Method File Name : C:\PEAKNET\METHOD\080818.met	System Operator : WETCHEM
Schedule File Name : c:\peaknet\schedule\080818.sch	Datafile Updated : 8/18/08 11:18:23 AM
Date Time Acquired : 8/18/08 11:05:17 AM	Method Comment : Flow rate = 1.2 mL/min, Eluent = ...
Calibration Date : 8/18/08 11:34:26 AM	

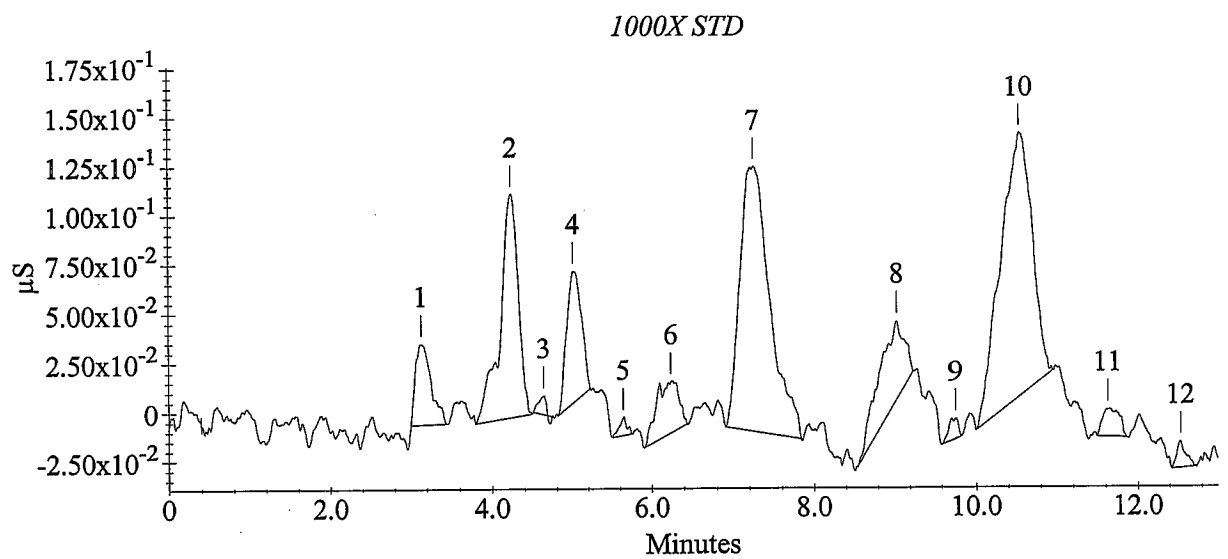

Calibration Update Report

Sample Name : 0 STD
Data File Name : c:\peaknet\data\080818\080818_006.DXD

Method File Name : C:\PEAKNET\METHOD\080818.met
Schedule File Name : c:\peaknet\schedule\080818.sch
Date Time Acquired : 8/18/08 11:18:25 AM
Calibration Date : 8/18/08 11:34:26 AM

System Operator : WETCHEM
Datafile Updated : 8/18/08 11:31:31 AM
Method Comment : Flow rate = 1.2 mL/min, Eluent = ...

Peak Information : All Components

Peak #	Analyte	Retention Time (min.)	Concentration (ug/L)	Peak Area
3	Fluoride	3.15	0	1021
5	Chloride	4.24	0	1435
	Nitrite as N			
	Bromide			
7	Nitrate as N	7.65	0	3590
9	Orthophosphate as P	8.97	0	2352
11	Sulfate	10.52	0	1242
	Nitrate/Nitrite as N			

Calibration Update Report

Sample Name : 0 STD
Data File Name : c:\peaknet\data\080818\080818_006.DXD

Method File Name : C:\PEAKNET\METHOD\080818.met	System Operator : WETCHEM
Schedule File Name : c:\peaknet\schedule\080818.sch	Datafile Updated : 8/18/08 11:31:31 AM
Date Time Acquired : 8/18/08 11:18:25 AM	Method Comment : Flow rate = 1.2 mL/min, Eluent = ...
Calibration Date : 8/18/08 11:34:26 AM	

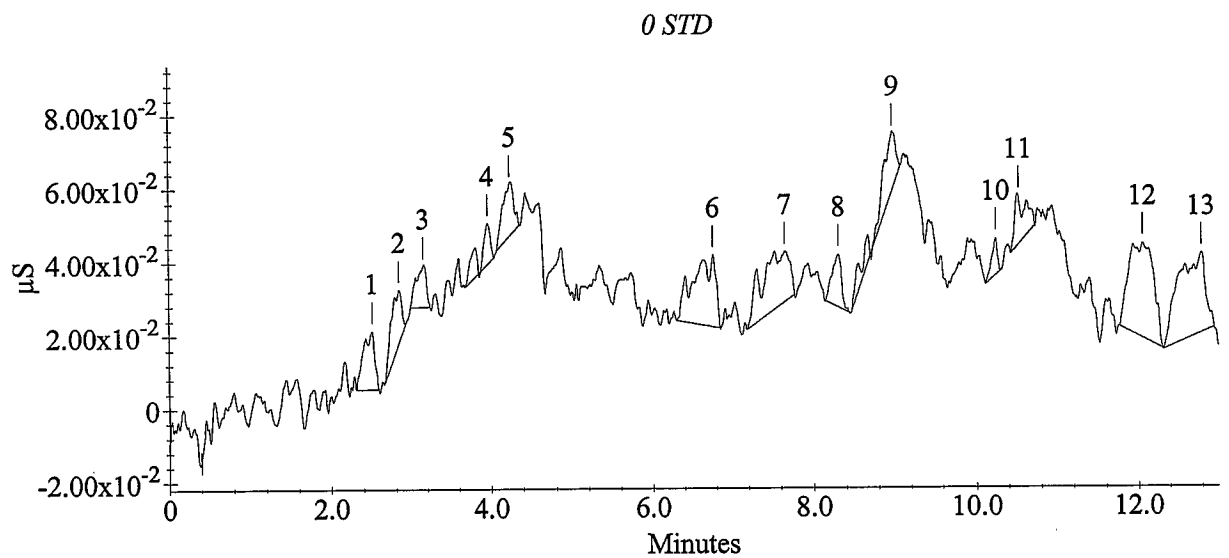

080818V

DAILY VERIFICATION FOR ION CHROMATOGRAPH
(Used internally for comparative check purposes)

JBM
8/19/08

Analysis Date: 08/18/08
Analyst Name: EAL
Filename for CV: 080818/080818_007.DXD
Calibration Date: 08/18/08
Method ID: 080818.met
Updated Method date: NA

Calibration Equation Verification

Analyte	calibration type:	1st regression coefficient	2nd regression coefficient	intercept	A conc reported by PeakNet ug/L	observed peak area	B conc calc by spread-sheet ug/L	A/B *100 agreement %
Cl	quad. incl. 0,0	-4.081790E-10	7.957583E-03	2.302	5073.9	659652	5073.9	100.0

Retention Time (RT) Verification

Analyte	RT at calibration	RT in updated method (1st ICV or CCV)	deviation % (calibration vs. update) 10% tolerance	window width tolerance (NA)
F	3.12	3.11	0.3	5.00 %
Cl	4.25	4.21	0.9	5.00 %
NO2-N	5.04	5.00	0.8	4.90 %
Br	6.25	6.17	1.3	7.30 %
NO3-N	7.23	7.12	1.5	10.00%
PO4-P	8.92	8.87	0.6	4.10 %
SO4	10.47	10.40	0.7	4.10 %

Sample Analysis Report

Sample Name : ICV
Data File Name : c:\peaknet\data\080818\080818_007.DXD

Method File Name : C:\PEAKNET\METHOD\080818.met
Date, Time Analyzed : 8/18/08 11:31:33 AM
System Operator : WETCHEM
Calibration Updated : 8/18/08 11:36:14 AM

Current Date : 8/18/08
Current Time : 11:54:02 AM
Datafile Updated : 8/18/08 11:44:34 AM
Method Comment : Flow rate = 1.2 mL/min, Eluent = ...

Peak Information : All Components

Peak Number	Analyte	Retention Time (min.)	Concentration (ug/L)	Limit Exceeded	Peak Area
2	Fluoride	3.11	2560.8		400204
3	Chloride	4.21	5073.9		659652
4	Nitrite as N	5.00	2015.7		535524
5	Bromide	6.17	4956.2		261585
6	Nitrate as N	7.12	4946.7		1713675
7	Orthophosphate as P	8.87	5069.4		602878
8	Sulfate	10.40	25529.1		2634406
	Nitrate/Nitrite as N				

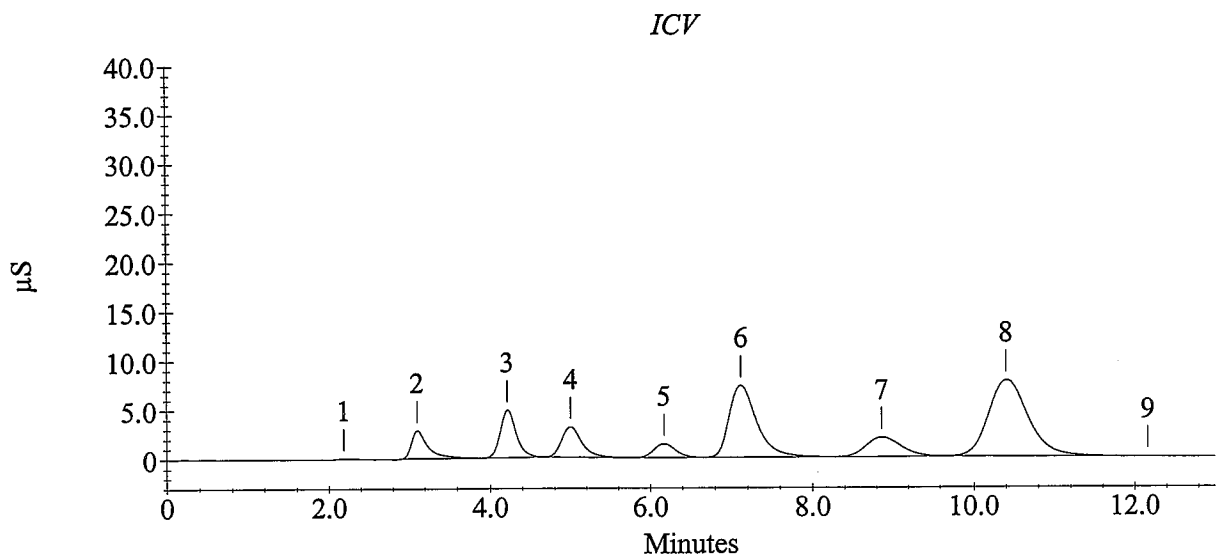

Sample Analysis Report

Sample Name : ICB
Data File Name : c:\peaknet\data\080818\080818_008.DXD

Method File Name : c:\peaknet\method\080818.met
Date, Time Analyzed : 8/18/08 11:44:35 AM
System Operator : WETCHEM
Calibration Updated : 8/18/08 11:36:14 AM

Current Date : 8/18/08
Current Time : 11:57:40 AM
Datafile Updated : 8/18/08 11:57:40 AM
Method Comment : Flow rate = 1.2 mL/min, Eluent = ...

Peak Information : All Components

Peak Number	Analyte	Retention Time (min.)	Concentration (ug/L)	Limit Exceeded	Peak Area
1		2.52	0.0		805
3	Chloride	4.27	20.8	-	2320
4	Nitrite as N	4.99	16.0	-	999
	Bromide				
5	Nitrate as N	7.09	36.0	-	1625
6	Orthophosphate as P	8.88	-29.9	-	2849
7	Sulfate	10.51	373.3	-	1585
	Nitrate/Nitrite as N				

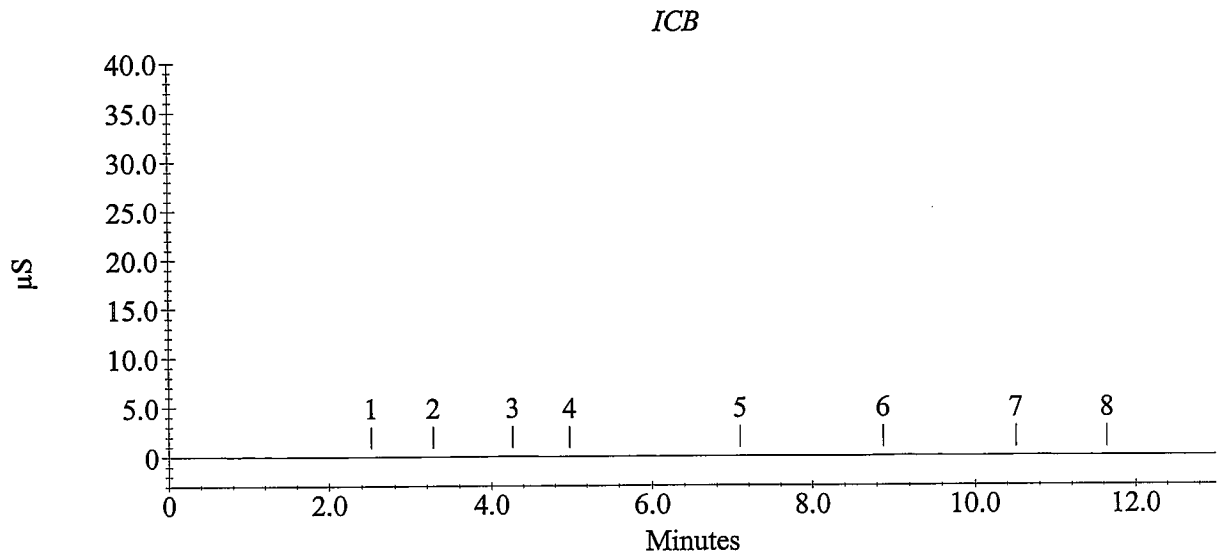

080912V

JBM 9/15/08

DAILY VERIFICATION FOR ION CHROMATOGRAPH
(Used internally for comparative check purposes)

Analysis Date: 09/12/08
Analyst Name: EAL
Filename for CV: 080912/080912_009.DXD
Calibration Date: 08/18/08
Method ID: 080818.met
Updated Method date: NA

Calibration Equation Verification

Analyte	calibration type:	1st regression coefficient	2nd regression coefficient	intercept	A conc reported by PeakNet ug/L	observed peak area	B conc calc by spread-sheet ug/L	A/B *100 agreement %
Cl	quad. incl. 0,0	-4.081790E-10	7.957583E-03	2.302	9749.9	1313434	9749.9	100.0

Retention Time (RT) Verification

Analyte	RT at calibration	RT in updated method (1st ICV or CCV)	deviation % (calibration vs. update) 10% tolerance	window width tolerance (NA)
F	3.12	3.11	0.3	5.00 %
Cl	4.25	4.21	0.9	5.00 %
NO2-N	5.04	5.00	0.8	4.90 %
Br	6.25	6.17	1.3	7.30 %
NO3-N	7.23	7.12	1.5	10.00%
PO4-P	8.92	8.87	0.6	4.10 %
SO4	10.47	10.40	0.7	4.10 %

Schedule File: C:\PeakNet\schedule\080912.sch

Line	Sample	Sample Type	Method	Data File	Comment
1	5X STD	Calibration	080818.met	c:\peaknet\data\080818\080818_001.dxd	
2	10X STD	Calibration	080818.met	c:\peaknet\data\080818\080818_002.dxd	
3	25X STD	Calibration	080818.met	c:\peaknet\data\080818\080818_003.dxd	
4	100X STD	Calibration	080818.met	c:\peaknet\data\080818\080818_004.dxd	
5	1000X STD	Calibration	080818.met	c:\peaknet\data\080818\080818_005.dxd	
6	0 STD	Calibration	080818.met	c:\peaknet\data\080818\080818_006.dxd	
7	ICV	Sample	080818.met	c:\peaknet\data\080818\080818_007.dxd	ICV
8	ICB	Sample	080818.met	c:\peaknet\data\080818\080818_008.dxd	ICB
9	CCV	Sample	080818.met	c:\peaknet\data\080912\080912_009.dxd	CCV
10	CCB	Sample	080818.met	c:\peaknet\data\080912\080912_010.dxd	CCB
11	0809089-1 5X	Sample	080818.met	c:\peaknet\data\080912\080912_011.dxd	CL,NO3-300.0
12	0809089-1 50X	Sample	080818.met	c:\peaknet\data\080912\080912_012.dxd	CL,~~NO3~~-300.0
13	IC080912-1MB	Sample	080818.met	c:\peaknet\data\080912\080912_013.dxd	WATER
14	IC080912-1LCS	Sample	080818.met	c:\peaknet\data\080912\080912_014.dxd	WATER
15	0809089-1MS 5X	Sample	080818.met	c:\peaknet\data\080912\080912_015.dxd	CL,NO3-300.0
16	0809089-1MSD 5X	Sample	080818.met	c:\peaknet\data\080912\080912_016.dxd	CL,NO3-300.0
17	0809085-1 20X	Sample	080818.met	c:\peaknet\data\080912\080912_017.dxd	~~CL,SO4~~-300.0
18	0809085-2 100X	Sample	080818.met	c:\peaknet\data\080912\080912_018.dxd	CL,~~SO4~~-300.0
19	0809085-3	Sample	080818.met	c:\peaknet\data\080912\080912_019.dxd	CLSO4-300.0
20	0809085-4 5X	Sample	080818.met	c:\peaknet\data\080912\080912_020.dxd	~~CL,SO4~~-300.0
21	CCV	Sample	080818.met	c:\peaknet\data\080912\080912_021.dxd	CCV
22	CCB	Sample	080818.met	c:\peaknet\data\080912\080912_022.dxd	CCB
23	0809085-5 50X	Sample	080818.met	c:\peaknet\data\080912\080912_023.dxd	CL,~~SO4~~-300.0
24	0809085-6 100X	Sample	080818.met	c:\peaknet\data\080912\080912_024.dxd	CL,~~SO4~~-300.0
25	0809093-1	Sample	080818.met	c:\peaknet\data\080912\080912_025.dxd	F,CL,NO2,BR,NO3,SO4-300.0
26	0809093-2	Sample	080818.met	c:\peaknet\data\080912\080912_026.dxd	F,CL,NO2,BR,NO3,SO4-300.0
27	0809093-3	Sample	080818.met	c:\peaknet\data\080912\080912_027.dxd	F,CL,NO2,BR,NO3,SO4-300.0
28	0809093-4	Sample	080818.met	c:\peaknet\data\080912\080912_028.dxd	F,CL,NO2,BR,NO3,SO4-300.0
29	0809093-5	Sample	080818.met	c:\peaknet\data\080912\080912_029.dxd	F,CL,NO2,BR,NO3,SO4-300.0
30	0809093-6	Sample	080818.met	c:\peaknet\data\080912\080912_030.dxd	F,CL,NO2,BR,NO3,SO4-300.0
31	0809093-7	Sample	080818.met	c:\peaknet\data\080912\080912_031.dxd	F,CL,NO2,BR,NO3,SO4-300.0
32	0809093-8	Sample	080818.met	c:\peaknet\data\080912\080912_032.dxd	F,CL,NO2,BR,NO3,SO4-300.0
33	CCV	Sample	080818.met	c:\peaknet\data\080912\080912_033.dxd	CCV
34	CCB	Sample	080818.met	c:\peaknet\data\080912\080912_034.dxd	CCB
35	0809093-8MS	Sample	080818.met	c:\peaknet\data\080912\080912_035.dxd	F,CL,NO2,BR,NO3,SO4-300.0
36	0809093-8MSD	Sample	080818.met	c:\peaknet\data\080912\080912_036.dxd	F,CL,NO2,BR,NO3,SO4-300.0
37	0809093-9	Sample	080818.met	c:\peaknet\data\080912\080912_037.dxd	F,CL,NO2,BR,NO3,SO4-300.0
38	0809093-3 20X	Sample	080818.met	c:\peaknet\data\080912\080912_038.dxd	~~F~~,CL,~~NO2,BR,NO3,SO4~~-300.0
39	0809093-4 20X	Sample	080818.met	c:\peaknet\data\080912\080912_039.dxd	~~F~~,CL,~~NO2,BR,NO3,SO4~~-300.0
40	0809093-5 10X	Sample	080818.met	c:\peaknet\data\080912\080912_040.dxd	~~F~~,CL,~~NO2,BR,NO3,~~SO4-300.0
41	0809093-6 5X	Sample	080818.met	c:\peaknet\data\080912\080912_041.dxd	~~F,CL,NO2,BR,NO3,SO~~4-300.0
42	0809093-7 20X	Sample	080818.met	c:\peaknet\data\080912\080912_042.dxd	~~F~~,CL,~~NO2,BR,NO3,SO4~~-300.0
43	0809093-8 10X	Sample	080818.met	c:\peaknet\data\080912\080912_043.dxd	~~F~~,CL,~~NO2,BR,NO3,SO4~~-300.0
44	0809093-9 5X	Sample	080818.met	c:\peaknet\data\080912\080912_044.dxd	~~F,CL,NO2,BR,NO3,SO4~~-300.0
45	CCV	Sample	080818.met	c:\peaknet\data\080912\080912_045.dxd	CCV
46	CCB	Sample	080818.met	c:\peaknet\data\080912\080912_046.dxd	CCB
47	0809085-1 10X	Sample	080818.met	c:\peaknet\data\080912\080912_047.dxd	CL,SO4-300.0
48	0809085-2 10X	Sample	080818.met	c:\peaknet\data\080912\080912_048.dxd	SO4-300.0
49	0809085-2 200X	Sample	080818.met	c:\peaknet\data\080912\080912_049.dxd	CL-300.0
50	0809085-3	Sample	080818.met	c:\peaknet\data\080912\080912_050.dxd	~~CL,SO4-300.~~0
51	0809085-4 10X	Sample	080818.met	c:\peaknet\data\080912\080912_051.dxd	CL,SO4-300.0
52	0809085-5 10X	Sample	080818.met	c:\peaknet\data\080912\080912_052.dxd	SO4-300.0
53	0809085-5 200X	Sample	080818.met	c:\peaknet\data\080912\080912_053.dxd	CL-300.0
54	0809085-6 500X	Sample	080818.met	c:\peaknet\data\080912\080912_054.dxd	CL-300.0
55	0809085-6 10X	Sample	080818.met	c:\peaknet\data\080912\080912_055.dxd	SO4-300.0
56	0809088-1 5X	Sample	080818.met	c:\peaknet\data\080912\080912_056.dxd	CL,SO4-300.0
57	CCV	Sample	080818.met	c:\peaknet\data\080912\080912_057.dxd	CCV
58	CCB	Sample	080818.met	c:\peaknet\data\080912\080912_058.dxd	CCB
59	STOP.MET	Sample	stop.met		

Default Method Path: C:\PEAKNET\METHOD
Default Data Path: C:\PEAKNET\DATA\080414
Comment:
BatchDx created schedule. Analyst: 9/15/08 JBM 9/15/08
Instrument #1: DIONEX DX-120. ID Serial Number: 99060762
Analytical Column: Dionex IonPac AS14 S/N 022150
Methods: EPA 300.0 and SW9056. Paragon SOP 1113
Eluent: Made daily, 10mL of Eluent Concentrate ID: RG080610-2 to 1000mL of DI water.

	Final	ID		Aliq
cal std level 1 (1000x)	10.00	ST080722-8,	ST080623-5	0.01
cal std level 2 (100x)	5.00	"	"	0.05
cal std level 3 (25x)	5.00	"	"	0.20
cal std level 4 (10x)	5.00	"	"	0.50
cal std level 5 (5x)	5.00	"	"	1.00
CCV	5.00	ST080722-8,	ST080825-5	0.50
ICV	5.00	ST080225-1		0.25
		ST080623-4		0.05
LCS(aq)	5.00	ST080225-1		0.25
		ST080825-4		0.05
MS/MSD (waters)	5.00	ST080219-9		0.05
		ST080825-3		0.05

Dilutions Table: All to 5mL Final Volume
10X 0.5mL
20X 0.25mL
25X 0.2mL
50X 0.1mL
100X 0.05mL
200X 0.025mL

Schedule File: C:\PeakNet\schedule\080912.sch

500X 0.01mL

Sample Analysis Report

Sample Name : CCV
Data File Name : c:\peaknet\data\080912\080912_009.DXD

Method File Name : c:\peaknet\method\080818.met
Date, Time Analyzed : 9/12/08 10:27:19 AM
System Operator : WETCHEM
Calibration Updated : 8/18/08 11:36:14 AM

Current Date : 9/12/08
Current Time : 10:40:19 AM
Datafile Updated : 9/12/08 10:40:19 AM
Method Comment : Flow rate = 1.2 mL/min, Eluent = ...

Peak Information : All Components

Peak Number	Analyte	Retention Time (min.)	Concentration (ug/L)	Limit Exceeded	Peak Area
2	Fluoride	3.11	4669.5		755038
3	Chloride	4.20	9749.9		1313434
4	Nitrite as N	5.00	4848.2		1335012
5	Bromide	6.19	9866.3		531717
6	Nitrate as N	7.16	9822.7		3567729
7	Orthophosphate as P	8.75	9225.8		1114777
8	Sulfate	10.27	50535.9		5492239
	Nitrate/Nitrite as N				

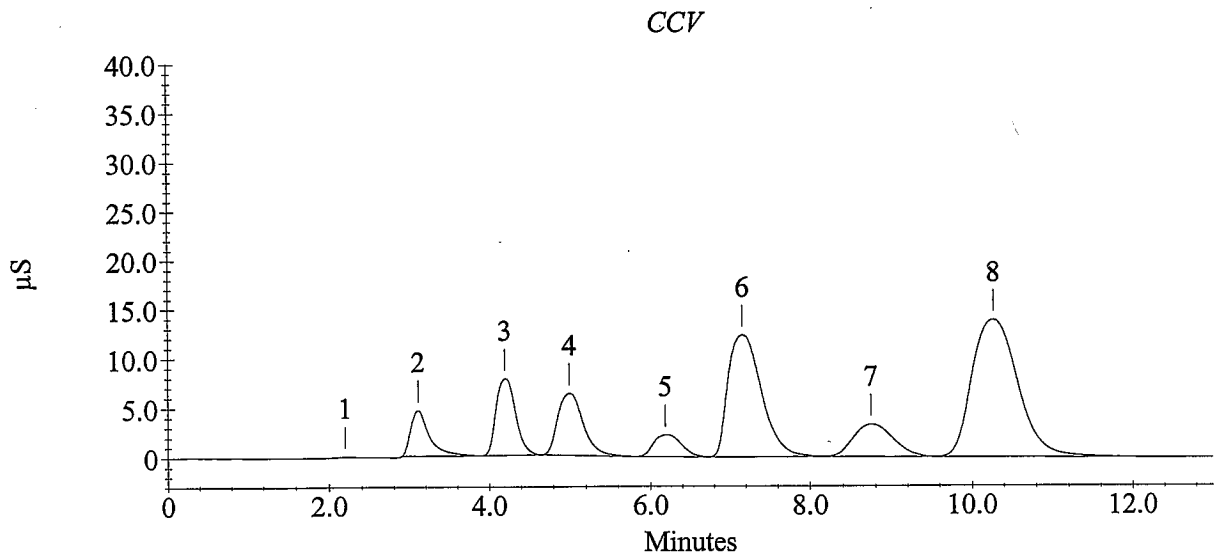

Sample Analysis Report

Sample Name : CCB
Data File Name : c:\peaknet\data\080912\080912_010.DXD

Method File Name : c:\peaknet\method\080818.met
Date, Time Analyzed : 9/12/08 10:40:21 AM
System Operator : WETCHEM
Calibration Updated : 8/18/08 11:36:14 AM

Current Date : 9/12/08
Current Time : 10:53:26 AM
Datafile Updated : 9/12/08 10:53:26 AM
Method Comment : Flow rate = 1.2 mL/min, Eluent = ...

Peak Information : All Components

Peak Number	Analyte	Retention Time (min.)	Concentration (ug/L)	Limit Exceeded	Peak Area
1		2.33	0.0		772
5	Chloride	4.31	19.0	-	2097
	Nitrite as N				
6	Bromide	6.05	47.0	-	2183
7	Nitrate as N	7.23	36.8	-	1895
10	Orthophosphate as P	8.91	-25.2	-	3392
13	Sulfate	10.44	388.4	-	3111
	Nitrate/Nitrite as N				

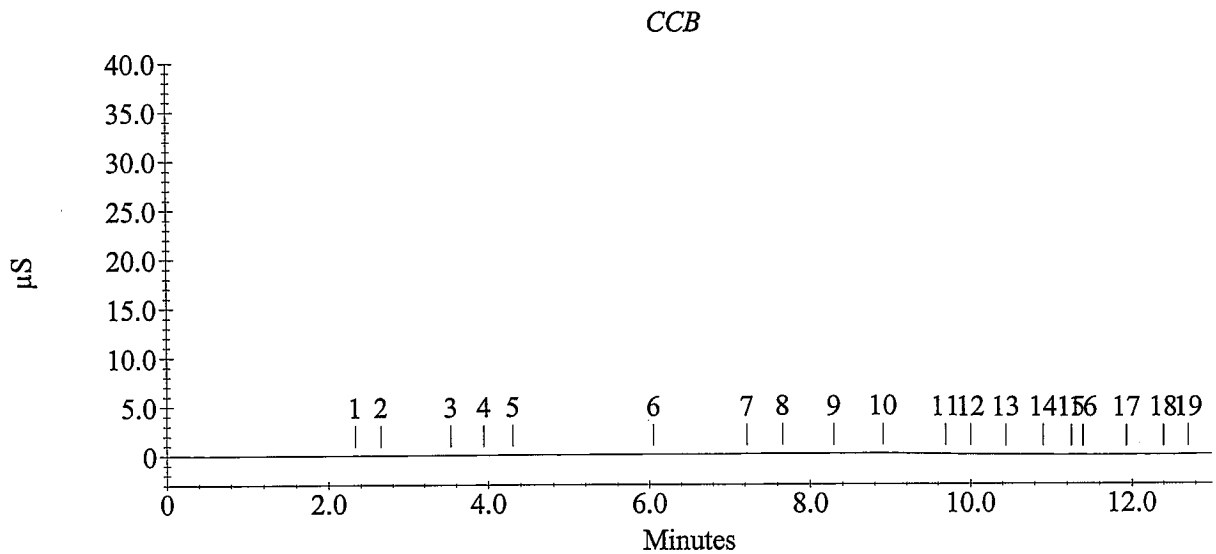

Sample Analysis Report

Sample Name : IC080912-1MB
Data File Name : c:\peaknet\data\080912\080912_013.DXD

Method File Name : C:\PEAKNET\METHOD\080818.met
Date, Time Analyzed : 9/12/08 11:19:43 AM
System Operator : WETCHEM
Calibration Updated : 8/18/08 11:36:14 AM

Current Date : 9/12/08
Current Time : 11:37:21 AM
Datafile Updated : 9/12/08 11:37:21 AM
Method Comment : Flow rate = 1.2 mL/min, Eluent = ...

Peak Information : All Components

Peak Number	Analyte	Retention Time (min.)	Concentration (ug/L)	Limit Exceeded	Peak Area
1		2.24	0.0		2034
4	Chloride	4.29	53.2	-	6401
	Nitrite as N				
	Bromide				
8	Nitrate as N	7.56	38.9	-	2588
10	Orthophosphate as P	9.04	-10.1	-	5124
11	Sulfate	10.44	377.0	-	1967
	Nitrate/Nitrite as N				

IC080912-1MB

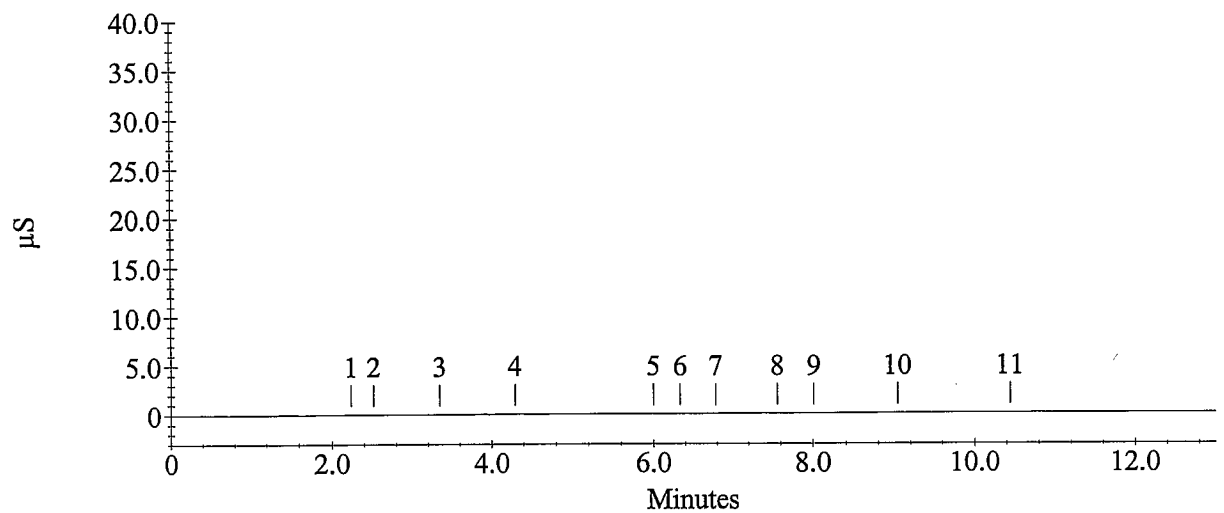

Sample Analysis Report

Sample Name : IC080912-1LCS
Data File Name : c:\peaknet\data\080912\080912_014.DXD

Method File Name : c:\peaknet\method\080818.met
Date, Time Analyzed : 9/12/08 11:32:50 AM
System Operator : WETCHEM
Calibration Updated : 8/18/08 11:36:14 AM

Current Date : 9/12/08
Current Time : 11:45:55 AM
Datafile Updated : 9/12/08 11:45:55 AM
Method Comment : Flow rate = 1.2 mL/min, Eluent = ...

Peak Information : All Components

Peak Number	Analyte	Retention Time (min.)	Concentration (ug/L)	Limit Exceeded	Peak Area
2	Fluoride	3.09	2566.1		401073
3	Chloride	4.20	5035.7		654499
4	Nitrite as N	5.00	2012.9		534745
5	Bromide	6.19	5113.4		270062
6	Nitrate as N	7.19	4936.5		1709988
7	Orthophosphate as P	8.77	5002.6		594824
8	Sulfate	10.28	25899.5		2674822
	Nitrate/Nitrite as N				

IC080912-1LCS

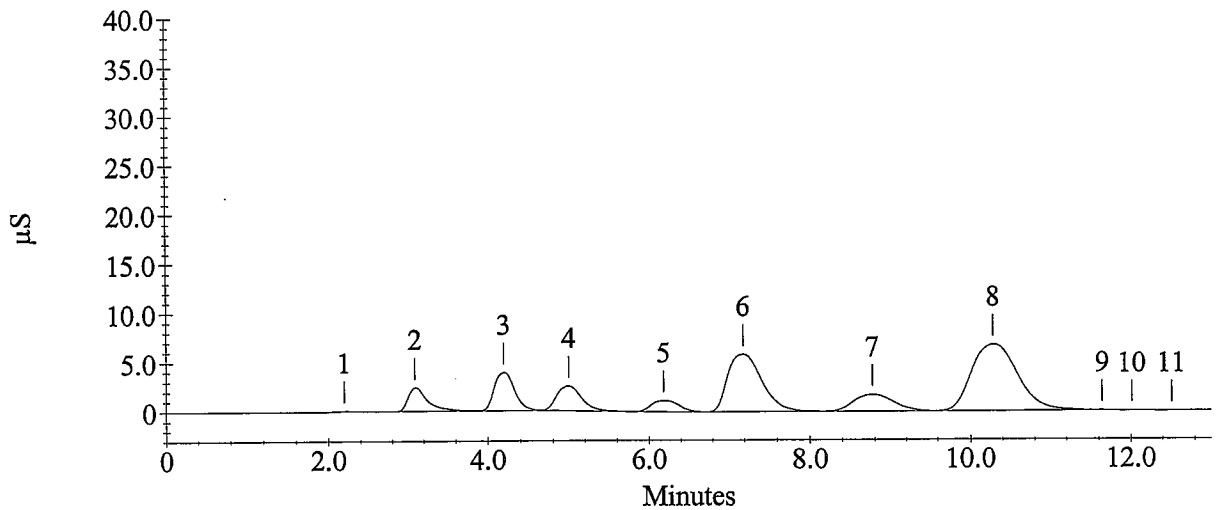

Sample Analysis Report

Sample Name : CCV
Data File Name : c:\peaknet\data\080912\080912_021.DXD

Method File Name : c:\peaknet\method\080818.met
Date, Time Analyzed : 9/12/08 1:04:41 PM
System Operator : WETCHEM
Calibration Updated : 8/18/08 11:36:14 AM

Current Date : 9/12/08
Current Time : 1:17:46 PM
Datafile Updated : 9/12/08 1:17:46 PM
Method Comment : Flow rate = 1.2 mL/min, Eluent = ...

Peak Information : All Components

Peak Number	Analyte	Retention Time (min.)	Concentration (ug/L)	Limit Exceeded	Peak Area
2	Fluoride	3.11	4879.2		791466
3	Chloride	4.21	9753.1		1313899
4	Nitrite as N	5.01	4912.0		1353647
5	Bromide	6.20	9757.8		525619
6	Nitrate as N	7.13	9764.9		3544683
7	Orthophosphate as P	8.73	9702.5		1174935
8	Sulfate	10.23	49261.4		5339677
	Nitrate/Nitrite as N				

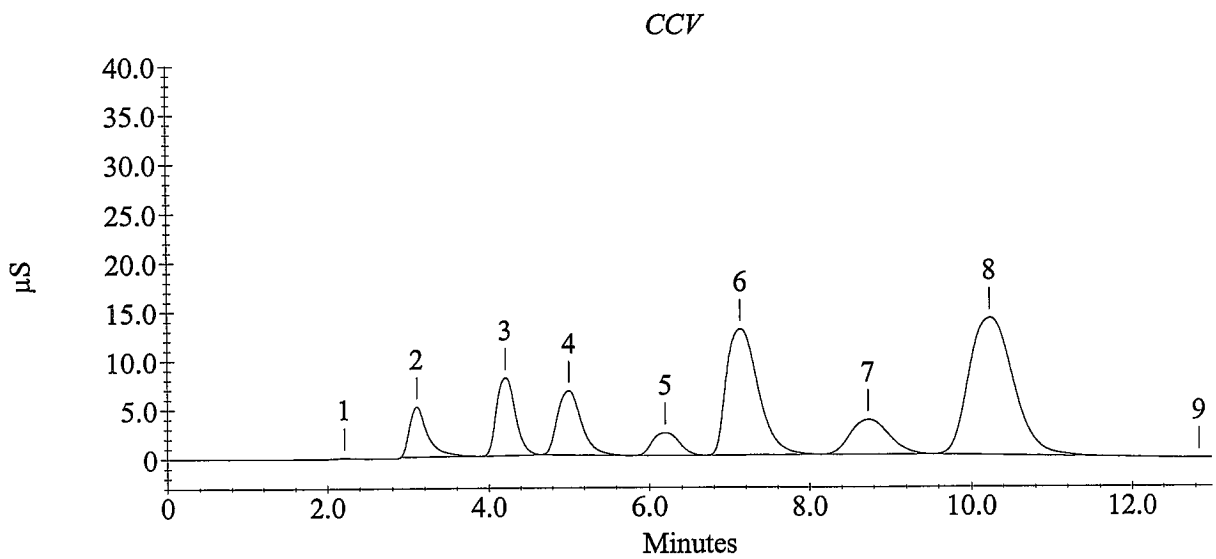

Sample Analysis Report

Sample Name : CCB
Data File Name : c:\peaknet\data\080912\080912_022.DXD

Method File Name : c:\peaknet\method\080818.met
Date, Time Analyzed : 9/12/08 1:17:47 PM
System Operator : WETCHEM
Calibration Updated : 8/18/08 11:36:14 AM

Current Date : 9/12/08
Current Time : 1:30:54 PM
Datafile Updated : 9/12/08 1:30:53 PM
Method Comment : Flow rate = 1.2 mL/min, Eluent = ...

Peak Information : All Components

Peak Number	Analyte	Retention Time (min.)	Concentration (ug/L)	Limit Exceeded	Peak Area
1		2.65	0.0		3109
4	Chloride	4.23	35.0	-	4113
5	Nitrite as N	5.23	28.3	-	4222
	Bromide				
9	Nitrate as N	7.65	46.1	-	5016
10	Orthophosphate as P	8.93	167.4	-	25533
	Sulfate				
	Nitrate/Nitrite as N				

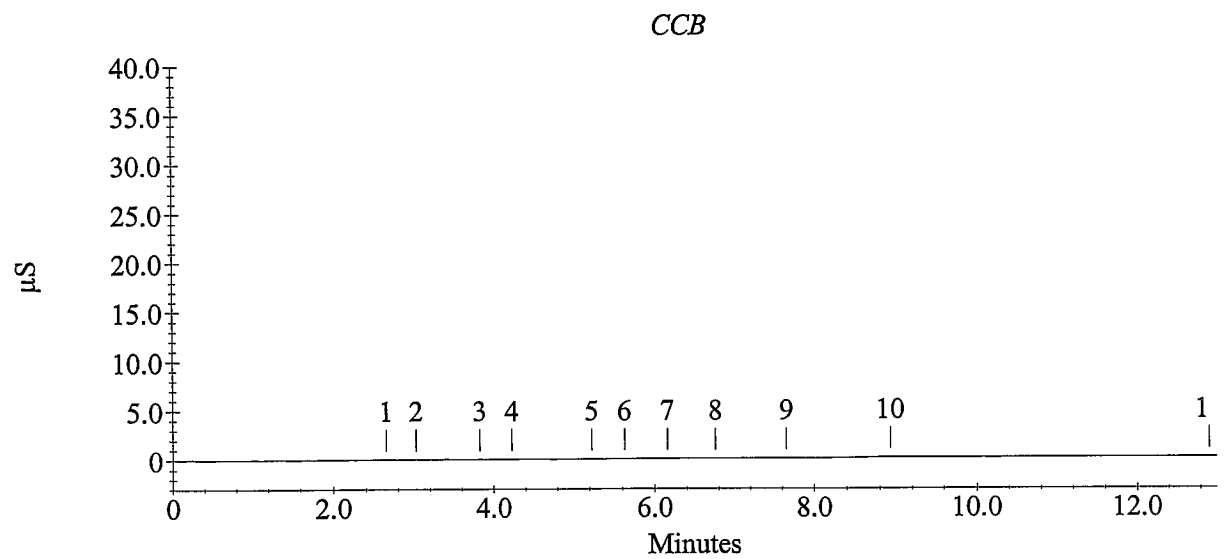

Sample Analysis Report

Sample Name : 0809093-1
Data File Name : c:\peaknet\data\080912\080912_025.DXD

Method File Name : c:\peaknet\method\080818.met
Date, Time Analyzed : 9/12/08 1:57:09 PM
System Operator : WETCHEM
Calibration Updated : 8/18/08 11:36:14 AM

Current Date : 9/12/08
Current Time : 2:10:16 PM
Datafile Updated : 9/12/08 2:10:15 PM
Method Comment : Flow rate = 1.2 mL/min, Eluent = ...

Peak Information : All Components

Peak Number	Analyte	Retention Time (min.)	Concentration (ug/L)	Limit Exceeded	Peak Area
2	Fluoride	3.09	93.4	-	8534
3	Chloride	4.23	9175.4		1230398
	Nitrite as N				
	Bromide				
4	Nitrate as N	7.16	1407.6		466303
7	Orthophosphate as P	9.07	-22.7	-	3679
9	Sulfate	10.25	42987.4		4600213
	Nitrate/Nitrite as N				

0809093-1

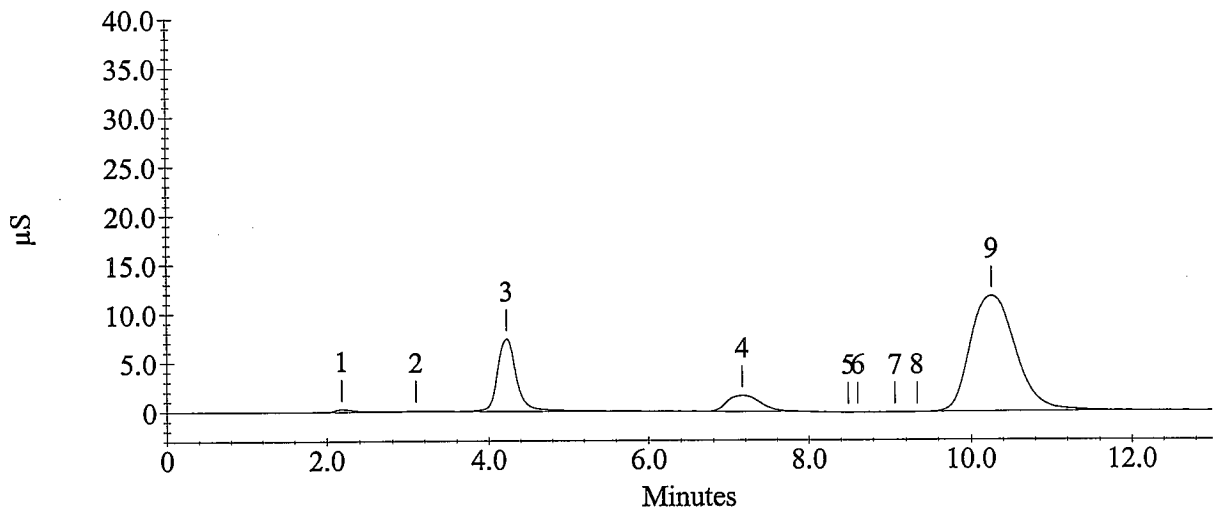

Sample Analysis Report

Sample Name : 0809093-2
Data File Name : c:\peaknet\data\080912\080912_026.DXD

Method File Name : c:\peaknet\method\080818.met
Date, Time Analyzed : 9/12/08 2:10:16 PM
System Operator : WETCHEM
Calibration Updated : 8/18/08 11:36:14 AM

Current Date : 9/12/08
Current Time : 2:23:23 PM
Datafile Updated : 9/12/08 2:23:23 PM
Method Comment : Flow rate = 1.2 mL/min, Eluent = ...

Peak Information : All Components

Peak Number	Analyte	Retention Time (min.)	Concentration (ug/L)	Limit Exceeded	Peak Area
2	Fluoride	3.13	199.0		24838
3	Chloride	4.28	14972.6		2109528
	Nitrite as N				
	Bromide				
4	Nitrate as N	7.29	1453.8		482126
	Orthophosphate as P				
5	Sulfate	10.27	49187.3		5330839
	Nitrate/Nitrite as N				

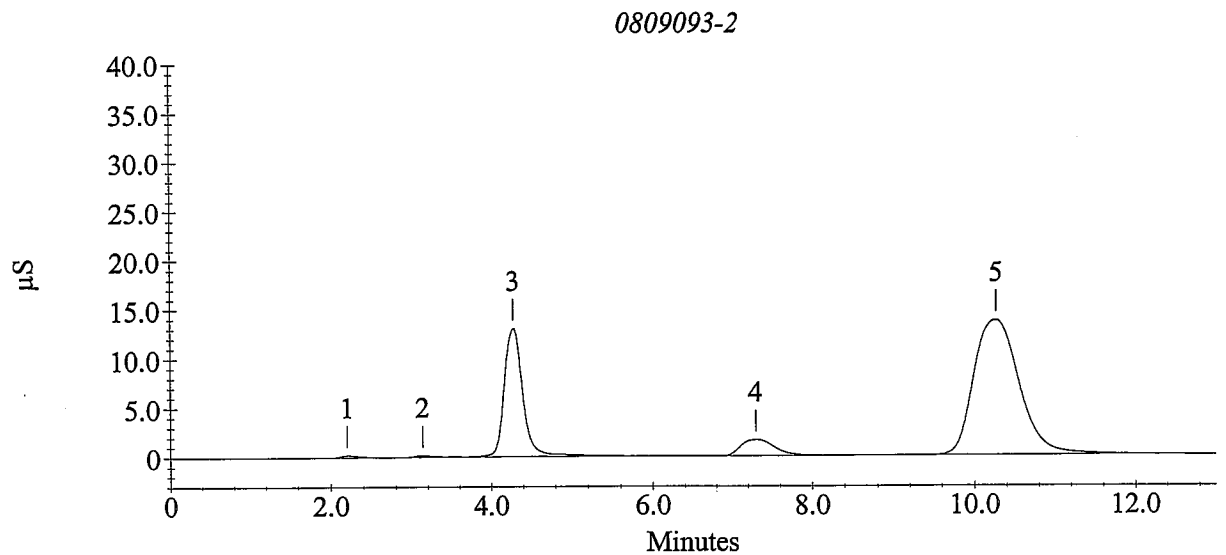

Sample Analysis Report

Sample Name : 0809093-3
Data File Name : c:\peaknet\data\080912\080912_027.DXD

Method File Name : c:\peaknet\method\080818.met
Date, Time Analyzed : 9/12/08 2:23:24 PM
System Operator : WETCHEM
Calibration Updated : 8/18/08 11:36:14 AM

Current Date : 9/12/08
Current Time : 2:36:30 PM
Datafile Updated : 9/12/08 2:36:30 PM
Method Comment : Flow rate = 1.2 mL/min, Eluent = ...

Peak Information : All Components

Peak Number	Analyte	Retention Time (min.)	Concentration (ug/L)	Limit Exceeded	Peak Area
2	Fluoride	3.11	66.9	-	4451
3	Chloride	4.40	-841045.9	-	56175087
	Nitrite as N				
4	Bromide	6.20	1462.7		75965
5	Nitrate as N	7.29	626.3		200407
7	Orthophosphate as P	8.99	1.8	-	6489
8	Sulfate	10.28	72000.2		8197188
	Nitrate/Nitrite as N				

0809093-3

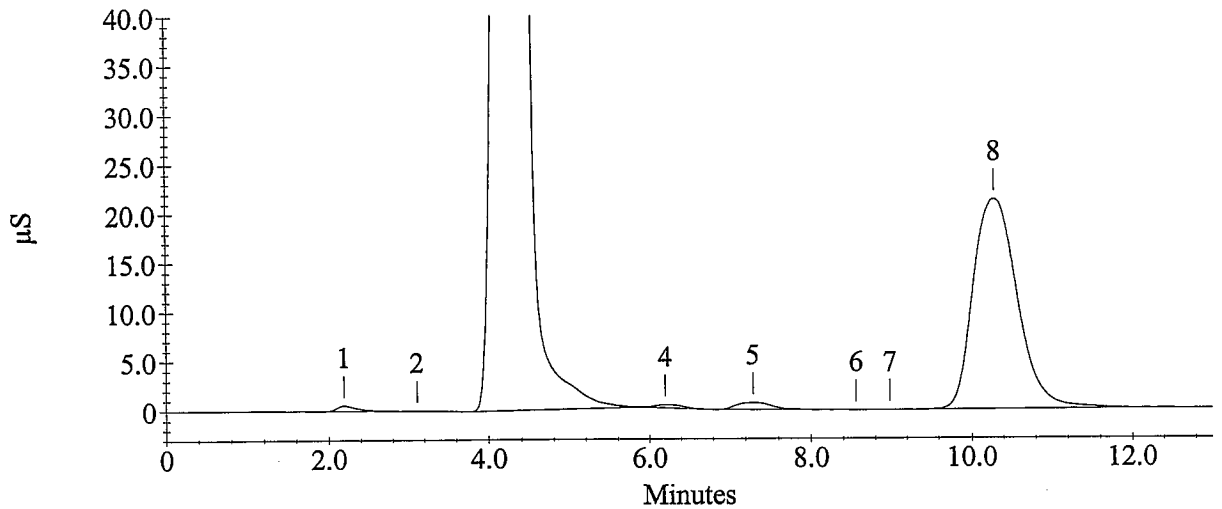

Sample Analysis Report

Sample Name : 0809093-4
Data File Name : c:\peaknet\data\080912\080912_028.DXD

Method File Name : c:\peaknet\method\080818.met
Date, Time Analyzed : 9/12/08 2:36:31 PM
System Operator : WETCHEM
Calibration Updated : 8/18/08 11:36:14 AM

Current Date : 9/12/08
Current Time : 2:49:37 PM
Datafile Updated : 9/12/08 2:49:37 PM
Method Comment : Flow rate = 1.2 mL/min, Eluent = ...

Peak Information : All Components

Peak Number	Analyte	Retention Time (min.)	Concentration (ug/L)	Limit Exceeded	Peak Area
2	Fluoride	3.13	67.7	-	4585
3	Chloride	4.43	-845810.0	-	56300617
	Nitrite as N				
4	Bromide	6.21	1407.0		73046
5	Nitrate as N	7.27	659.5		211657
	Orthophosphate as P				
6	Sulfate	10.24	70467.9		7994736
	Nitrate/Nitrite as N				

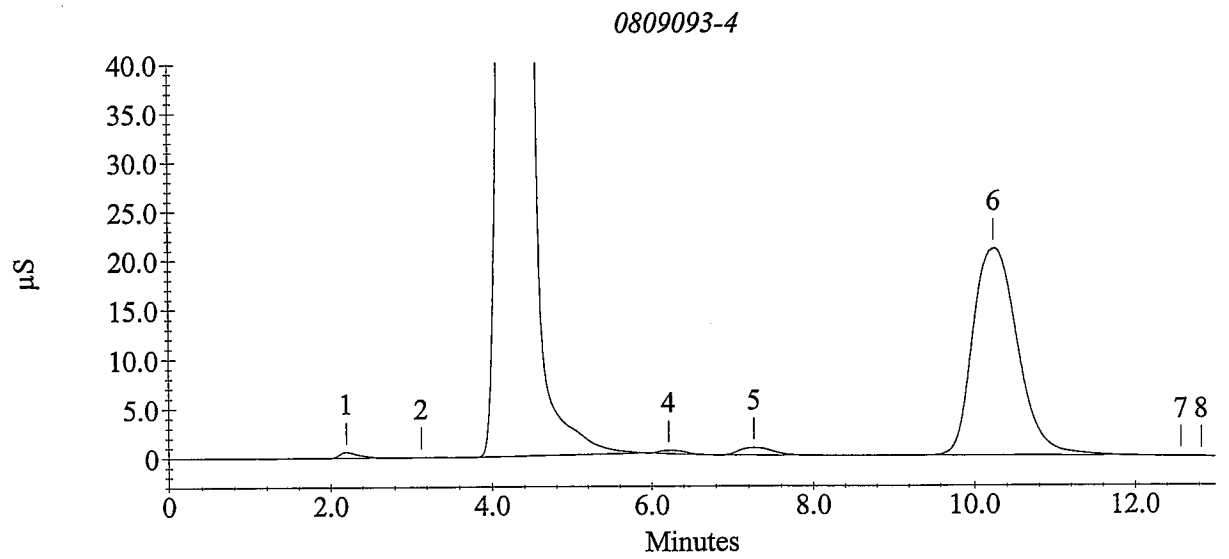

Sample Analysis Report

Sample Name : 0809093-5
Data File Name : c:\peaknet\data\080912\080912_029.DXD

Method File Name : c:\peaknet\method\080818.met
Date, Time Analyzed : 9/12/08 2:49:38 PM
System Operator : WETCHEM
Calibration Updated : 8/18/08 11:36:14 AM

Current Date : 9/12/08
Current Time : 3:02:45 PM
Datafile Updated : 9/12/08 3:02:44 PM
Method Comment : Flow rate = 1.2 mL/min, Eluent = ...

Peak Information : All Components

Peak Number	Analyte	Retention Time (min.)	Concentration (ug/L)	Limit Exceeded	Peak Area
2	Fluoride	3.16	143.5		16262
3	Chloride	4.37	-105072.4	-	28521053
	Nitrite as N				
4	Bromide	6.29	647.9		33404
5	Nitrate as N	7.40	499.6		157606
7	Orthophosphate as P	9.09	-38.7	-	1834
8	Sulfate	10.23	126387.0	+	16874867
	Nitrate/Nitrite as N				

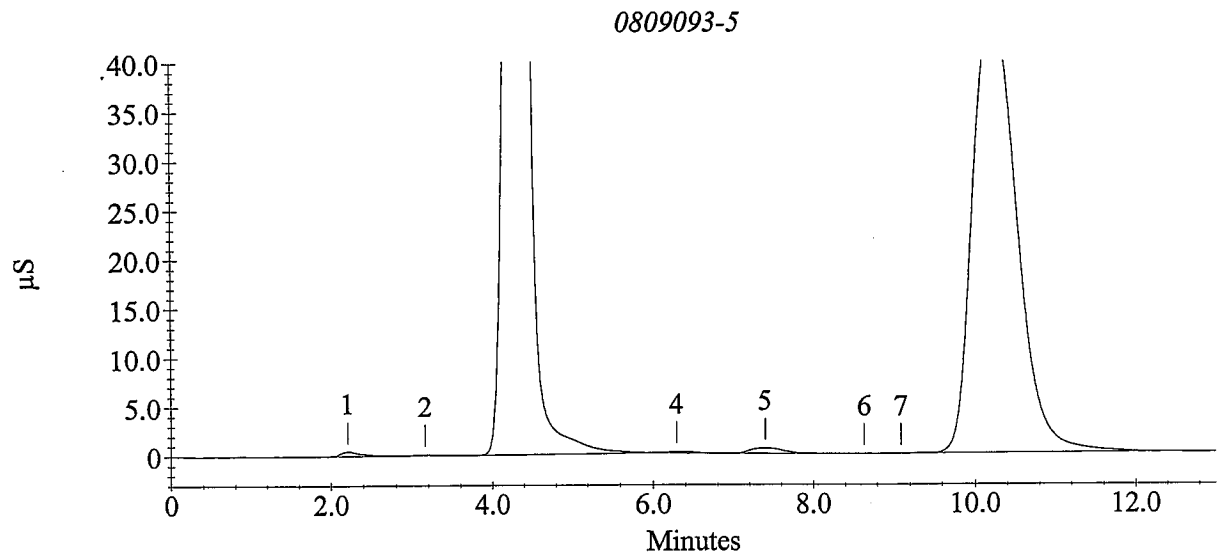

Sample Analysis Report

Sample Name : 0809093-6
Data File Name : c:\peaknet\data\080912\080912_030.DXD

Method File Name : c:\peaknet\method\080818.met
Date, Time Analyzed : 9/12/08 3:02:46 PM
System Operator : WETCHEM
Calibration Updated : 8/18/08 11:36:14 AM

Current Date : 9/12/08
Current Time : 3:15:52 PM
Datafile Updated : 9/12/08 3:15:52 PM
Method Comment : Flow rate = 1.2 mL/min, Eluent = ...

Peak Information : All Components

Peak Number	Analyte	Retention Time (min.)	Concentration (ug/L)	Limit Exceeded	Peak Area
2	Fluoride	3.09	144.8		16468
3	Chloride	4.23	6911.3		910772
	Nitrite as N				
4	Bromide	6.15	671.5		34632
5	Nitrate as N	7.16	1047.3		343312
7	Orthophosphate as P	8.83	-15.1	-	4549
8	Sulfate	10.24	32363.7		3388906
	Nitrate/Nitrite as N				

0809093-6

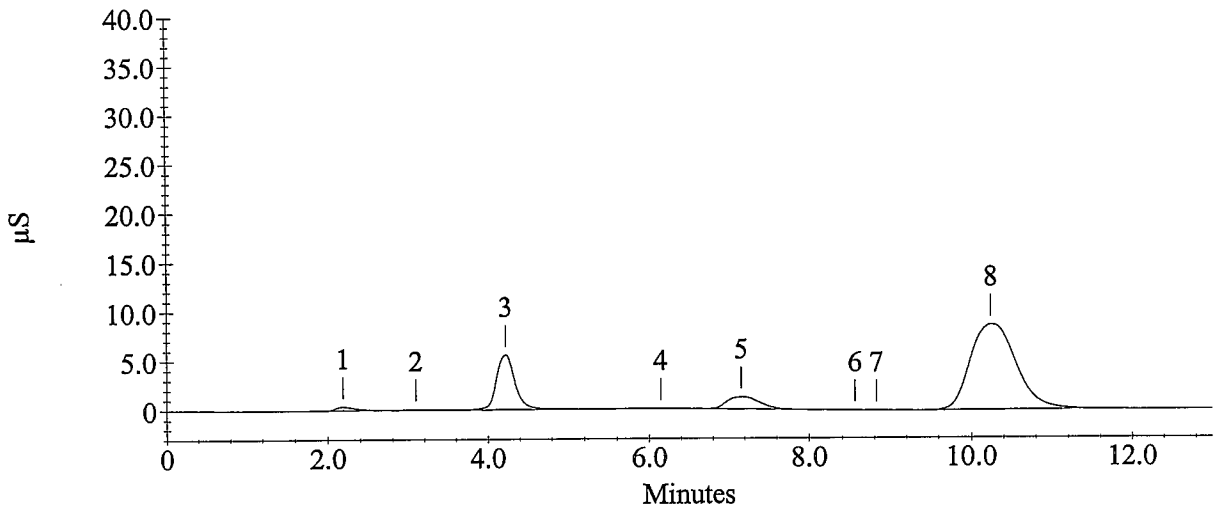

Sample Analysis Report

Sample Name : 0809093-7
Data File Name : c:\peaknet\data\080912\080912_031.DXD

Method File Name : c:\peaknet\method\080818.met
Date, Time Analyzed : 9/12/08 3:15:53 PM
System Operator : WETCHEM
Calibration Updated : 8/18/08 11:36:14 AM

Current Date : 9/12/08
Current Time : 3:28:59 PM
Datafile Updated : 9/12/08 3:28:59 PM
Method Comment : Flow rate = 1.2 mL/min, Eluent = ...

Peak Information : All Components

Peak Number	Analyte	Retention Time (min.)	Concentration (ug/L)	Limit Exceeded	Peak Area
2	Fluoride	3.12	65.3	-	4201
3	Chloride	4.45	-904603.3	-	57822764
	Nitrite as N				
4	Bromide	6.29	1383.1		71795
5	Nitrate as N	7.35	584.6		186323
	Orthophosphate as P				
6	Sulfate	10.27	67580.9		7617515
	Nitrate/Nitrite as N				

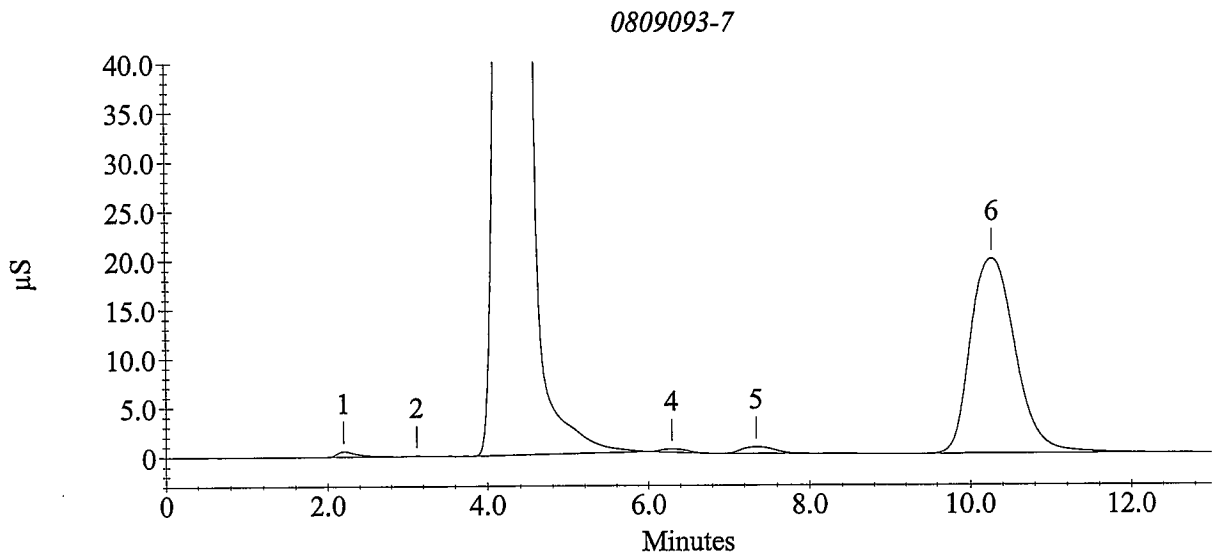

Sample Analysis Report

Sample Name : 0809093-8
Data File Name : c:\peaknet\data\080912\080912_032.DXD

Method File Name : c:\peaknet\method\080818.met
Date, Time Analyzed : 9/12/08 3:29:01 PM
System Operator : WETCHEM
Calibration Updated : 8/18/08 11:36:14 AM

Current Date : 9/12/08
Current Time : 3:42:07 PM
Datafile Updated : 9/12/08 3:42:06 PM
Method Comment : Flow rate = 1.2 mL/min, Eluent = ...

Peak Information : All Components

Peak Number	Analyte	Retention Time (min.)	Concentration (ug/L)	Limit Exceeded	Peak Area
2	Fluoride	3.12	77.1	-	6028
3	Chloride	4.36	-314079.1	-	39149819
	Nitrite as N				
4	Bromide	6.23	1019.2		52765
5	Nitrate as N	7.29	502.5		158571
7	Orthophosphate as P	8.93	-41.9	-	1466
8	Sulfate	10.28	57847.6		6383820
	Nitrate/Nitrite as N				

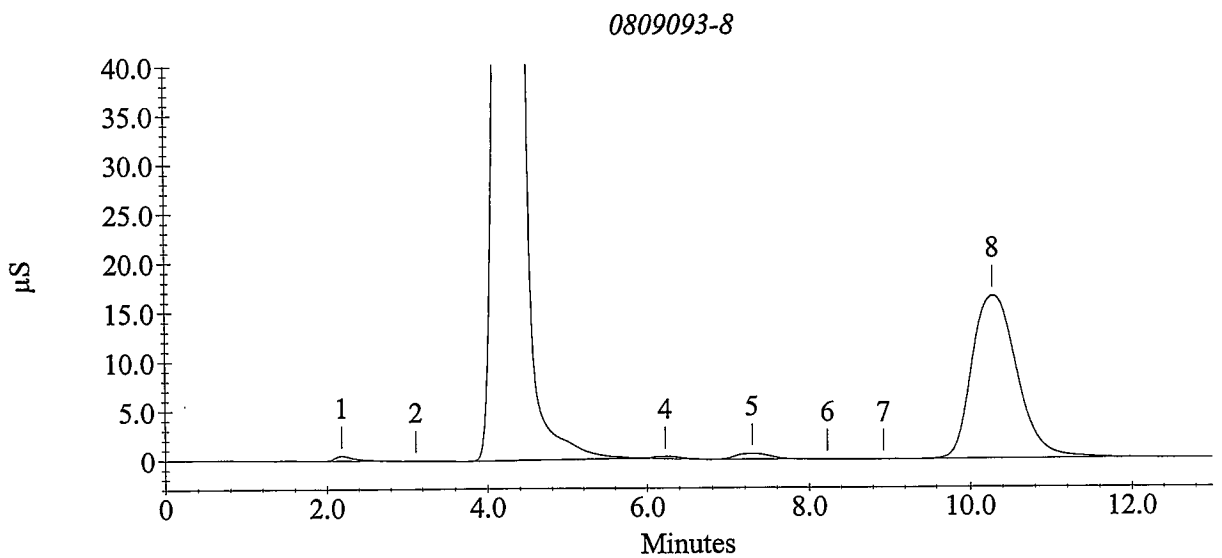

Sample Analysis Report

Sample Name : CCV
Data File Name : c:\peaknet\data\080912\080912_033.DXD

Method File Name : c:\peaknet\method\080818.met
Date, Time Analyzed : 9/12/08 3:42:09 PM
System Operator : WETCHEM
Calibration Updated : 8/18/08 11:36:14 AM

Current Date : 9/12/08
Current Time : 3:55:14 PM
Datafile Updated : 9/12/08 3:55:14 PM
Method Comment : Flow rate = 1.2 mL/min, Eluent = ...

Peak Information : All Components

Peak Number	Analyte	Retention Time (min.)	Concentration (ug/L)	Limit Exceeded	Peak Area
2	Fluoride	3.11	5234.7		853739
3	Chloride	4.23	10307.5		1394804
4	Nitrite as N	5.01	5087.0		1404956
5	Bromide	6.21	10268.9		554379
6	Nitrate as N	7.15	10158.2		3702123
7	Orthophosphate as P	8.73	10040.7		1217792
8	Sulfate	10.24	51751.8		5638562
	Nitrate/Nitrite as N				

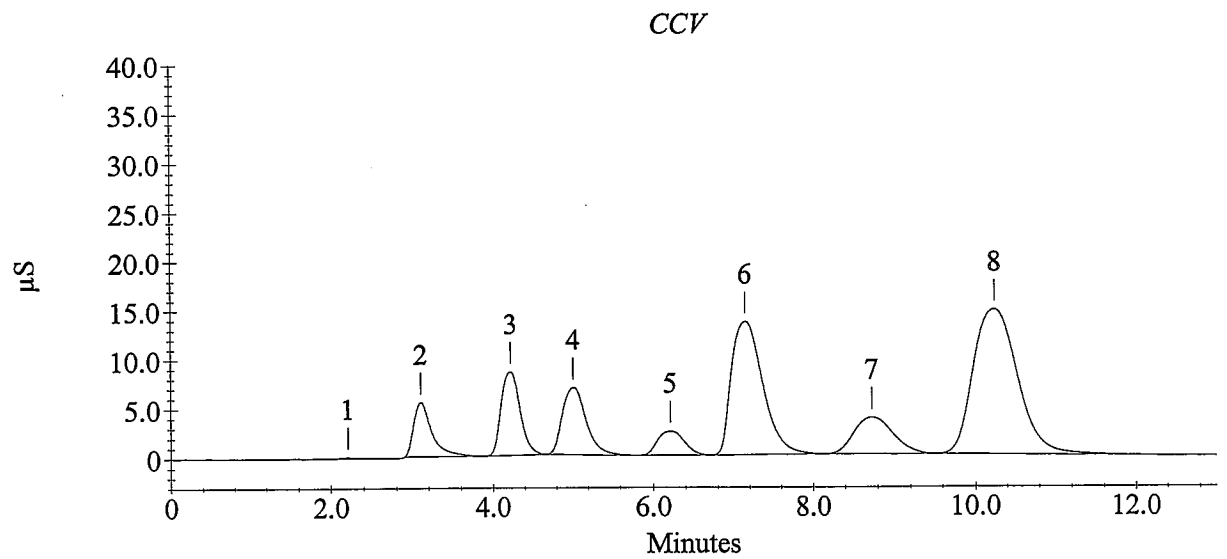

Sample Analysis Report

Sample Name : CCB
Data File Name : c:\peaknet\data\080912\080912_034.DXD

Method File Name : c:\peaknet\method\080818.met
Date, Time Analyzed : 9/12/08 3:55:16 PM
System Operator : WETCHEM
Calibration Updated : 8/18/08 11:36:14 AM

Current Date : 9/12/08
Current Time : 4:08:21 PM
Datafile Updated : 9/12/08 4:08:21 PM
Method Comment : Flow rate = 1.2 mL/min, Eluent = ...

Peak Information : All Components

Peak Number	Analyte	Retention Time (min.)	Concentration (ug/L)	Limit Exceeded	Peak Area
1		2.04	0.0		1471
7	Chloride	4.20	18.2	-	2003
9	Nitrite as N	5.12	25.5	-	3507
10	Bromide	6.24	66.8	-	3212
12	Nitrate as N	7.40	42.3	-	3742
15	Orthophosphate as P	8.89	356.7		47341
17	Sulfate	10.48	379.1	-	2179
	Nitrate/Nitrite as N				

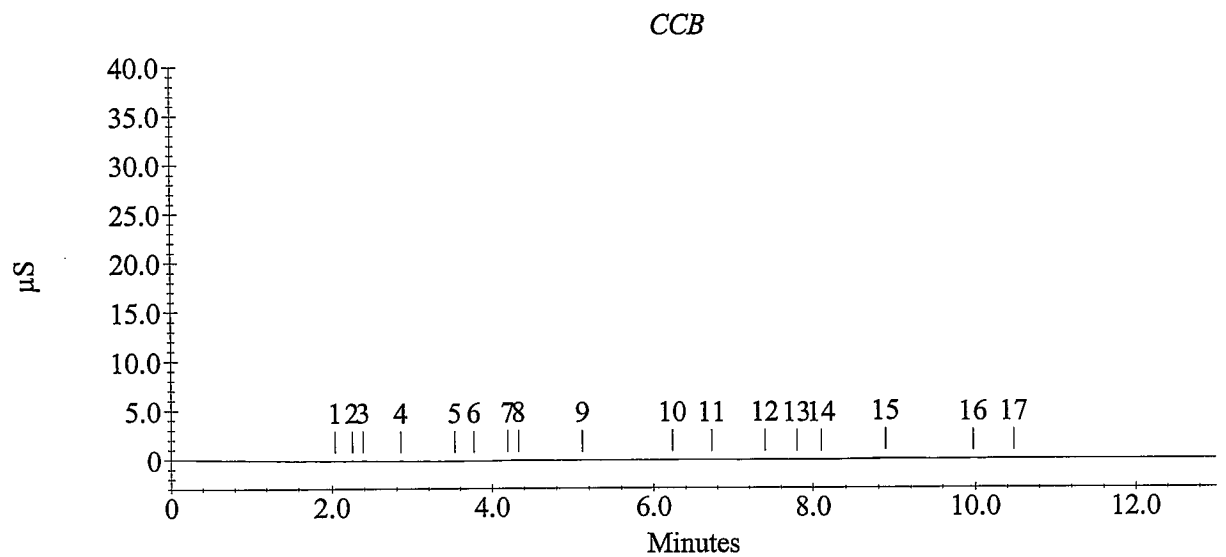

Sample Analysis Report

Sample Name : 0809093-8MS
Data File Name : c:\peaknet\data\080912\080912_035.DXD

Method File Name : c:\peaknet\method\080818.met
Date, Time Analyzed : 9/12/08 4:08:23 PM
System Operator : WETCHEM
Calibration Updated : 8/18/08 11:36:14 AM

Current Date : 9/12/08
Current Time : 4:21:29 PM
Datafile Updated : 9/12/08 4:21:28 PM
Method Comment : Flow rate = 1.2 mL/min, Eluent = ...

Peak Information : All Components

Peak Number	Analyte	Retention Time (min.)	Concentration (ug/L)	Limit Exceeded	Peak Area
2	Fluoride	3.11	1879.9		289761
3	Chloride	4.37	-283071.4	-	37828275
4	Nitrite as N	5.01	1499.1		395241
5	Bromide	6.24	6177.6		327733
6	Nitrate as N	7.20	5660.0		1974358
7	Orthophosphate as P	8.85	1148.5		138974
8	Sulfate	10.24	77568.3		8946698
	Nitrate/Nitrite as N				

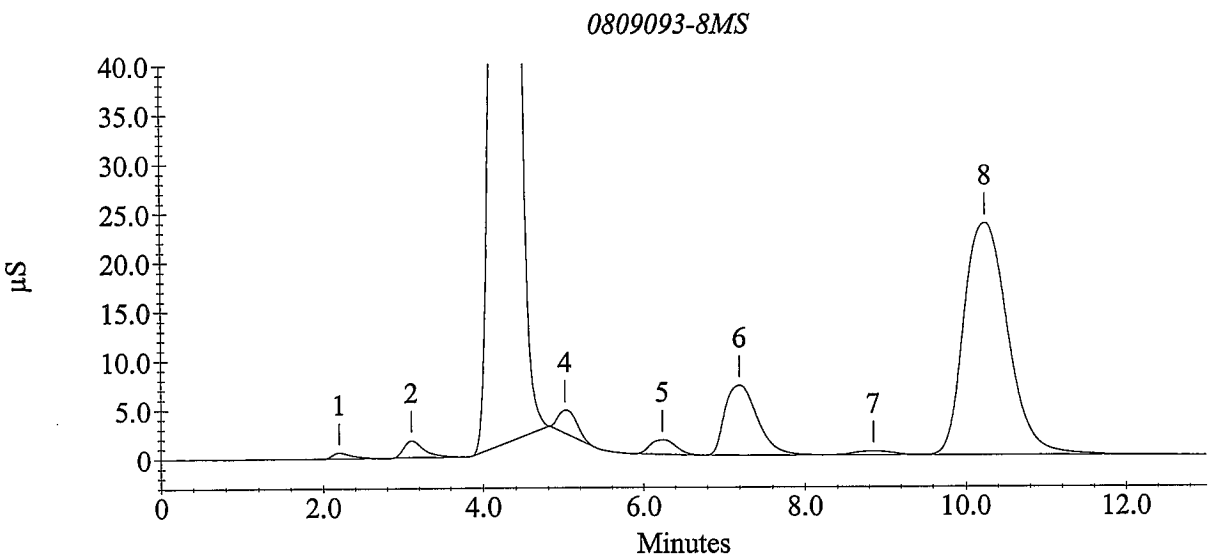

Sample Analysis Report

Sample Name : 0809093-8MSD
Data File Name : c:\peaknet\data\080912\080912_036.DXD

Method File Name : c:\peaknet\method\080818.met
Date, Time Analyzed : 9/12/08 4:21:29 PM
System Operator : WETCHEM
Calibration Updated : 8/18/08 11:36:14 AM

Current Date : 9/12/08
Current Time : 4:34:36 PM
Datafile Updated : 9/12/08 4:34:36 PM
Method Comment : Flow rate = 1.2 mL/min, Eluent = ...

Peak Information : All Components

Peak Number	Analyte	Retention Time (min.)	Concentration (ug/L)	Limit Exceeded	Peak Area
2	Fluoride	3.09	2006.5		310152
3	Chloride	4.35	-281054.1	-	37740138
4	Nitrite as N	4.99	1452.9		382772
5	Bromide	6.21	6117.5		324460
6	Nitrate as N	7.17	5715.3		1994692
7	Orthophosphate as P	8.89	1181.8		142849
8	Sulfate	10.25	78134.5		9024168
	Nitrate/Nitrite as N				

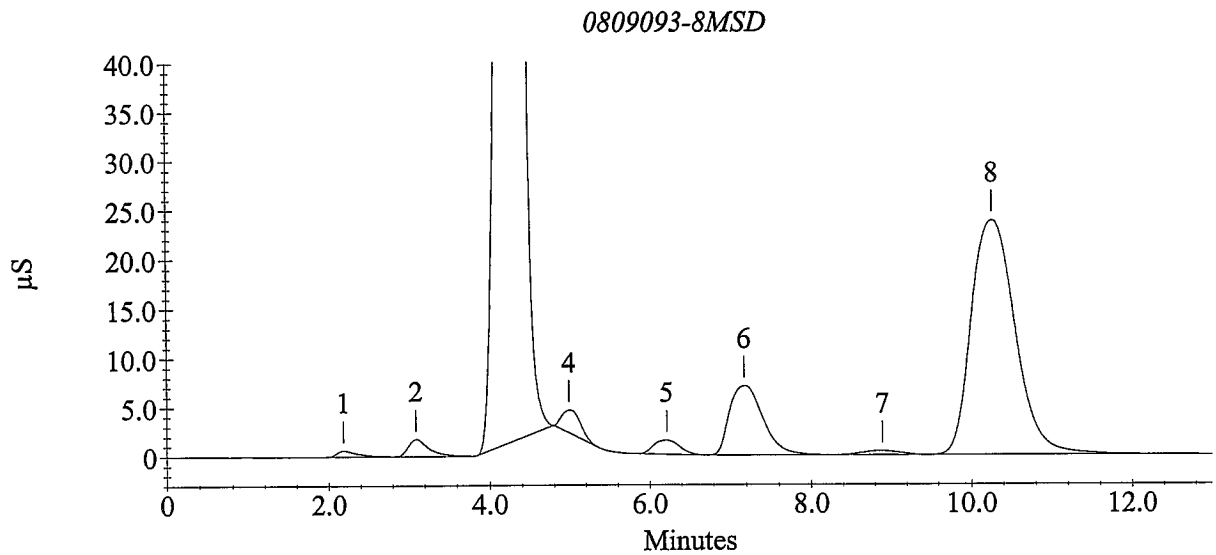

Sample Analysis Report

Sample Name : 0809093-9
Data File Name : c:\peaknet\data\080912\080912_037.DXD

Method File Name : c:\peaknet\method\080818.met
Date, Time Analyzed : 9/12/08 4:34:37 PM
System Operator : WETCHEM
Calibration Updated : 8/18/08 11:36:14 AM

Current Date : 9/12/08
Current Time : 4:47:43 PM
Datafile Updated : 9/12/08 4:47:43 PM
Method Comment : Flow rate = 1.2 mL/min, Eluent = ...

Peak Information : All Components

Peak Number	Analyte	Retention Time (min.)	Concentration (ug/L)	Limit Exceeded	Peak Area
2	Fluoride	3.13	88.7	-	7813
3	Chloride	4.25	8315.0		1107545
	Nitrite as N				
	Bromide				
4	Nitrate as N	7.23	1649.8		549413
5	Orthophosphate as P	8.95	64.9	-	13750
6	Sulfate	10.25	37374.4		3954125
	Nitrate/Nitrite as N				

0809093-9

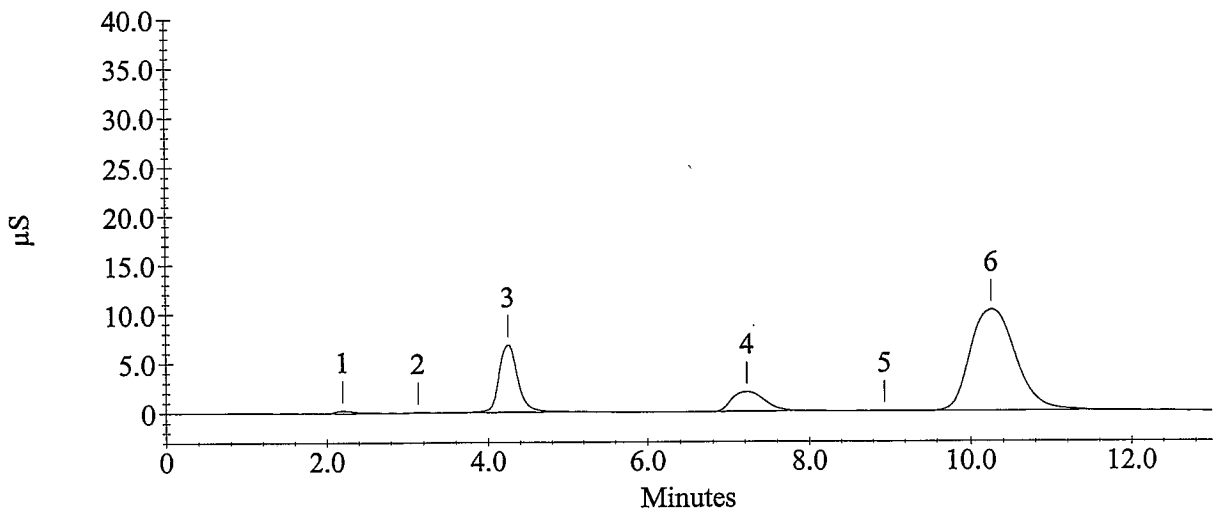

Sample Analysis Report

Sample Name : 0809093-3 20X
Data File Name : c:\peaknet\data\080912\080912_038.DXD

Method File Name : c:\peaknet\method\080818.met
Date, Time Analyzed : 9/12/08 4:47:45 PM
System Operator : WETCHEM
Calibration Updated : 8/18/08 11:36:14 AM

Current Date : 9/12/08
Current Time : 5:00:50 PM
Datafile Updated : 9/12/08 5:00:50 PM
Method Comment : Flow rate = 1.2 mL/min, Eluent = ...

Peak Information : All Components

Peak Number	Analyte	Retention Time (min.)	Concentration (ug/L)	Limit Exceeded	Peak Area
1		2.13	0.0		812
3	Chloride	4.24	13960.5		1948895
	Nitrite as N				
5	Bromide	6.19	48.5	-	2258
7	Nitrate as N	7.35	39.7	-	2872
8	Orthophosphate as P	8.95	31.1	-	9853
9	Sulfate	10.31	3523.1		319952
	Nitrate/Nitrite as N				

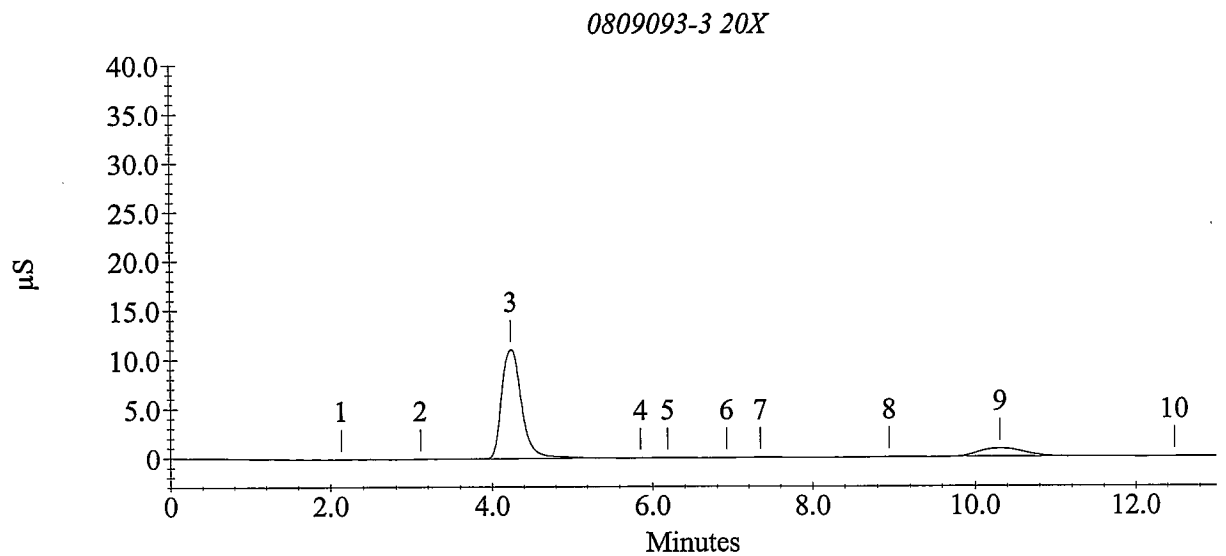

Sample Analysis Report

Sample Name : 0809093-4 20X
Data File Name : c:\peaknet\data\080912\080912_039.DXD

Method File Name : c:\peaknet\method\080818.met
Date, Time Analyzed : 9/12/08 5:00:52 PM
System Operator : WETCHEM
Calibration Updated : 8/18/08 11:36:14 AM

Current Date : 9/12/08
Current Time : 5:13:58 PM
Datafile Updated : 9/12/08 5:13:57 PM
Method Comment : Flow rate = 1.2 mL/min, Eluent = ...

Peak Information : All Components

Peak Number	Analyte	Retention Time (min.)	Concentration (ug/L)	Limit Exceeded	Peak Area
1		2.27	0.0		610
2	Chloride	4.21	13782.6		1921014
	Nitrite as N				
3	Bromide	6.08	88.9	-	4357
4	Nitrate as N	7.25	53.6	-	7529
5	Orthophosphate as P	8.91	-34.5	-	2314
6	Sulfate	10.31	3578.1		325532
	Nitrate/Nitrite as N				

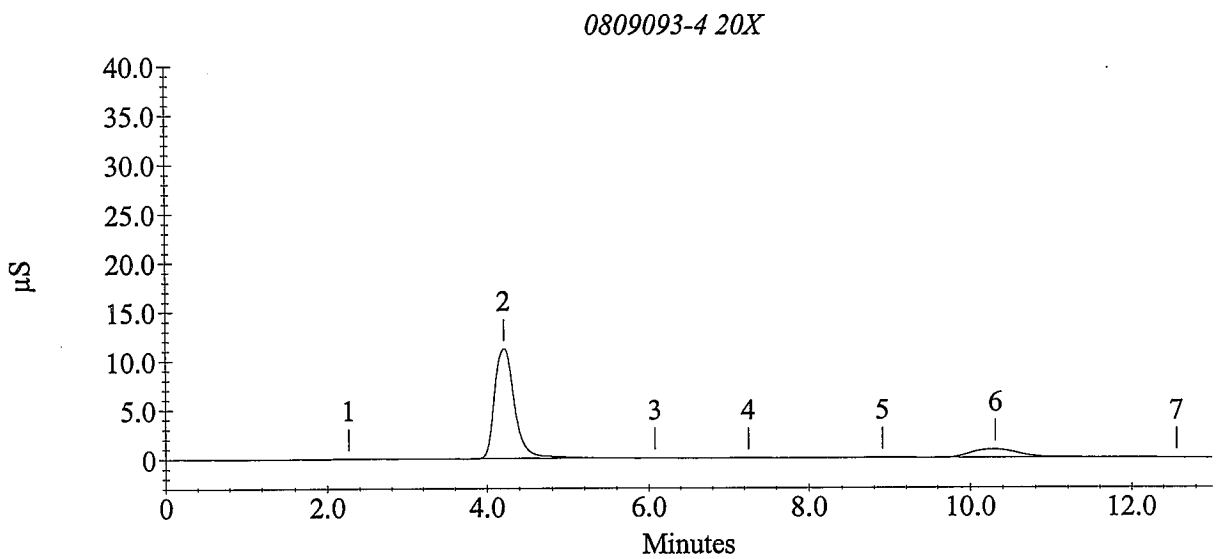

Sample Analysis Report

Sample Name : 0809093-5 10X
Data File Name : c:\peaknet\data\080912\080912_040.DXD

Method File Name : c:\peaknet\method\080818.met
Date, Time Analyzed : 9/12/08 5:13:59 PM
System Operator : WETCHEM
Calibration Updated : 8/18/08 11:36:14 AM

Current Date : 9/12/08
Current Time : 5:27:05 PM
Datafile Updated : 9/12/08 5:27:05 PM
Method Comment : Flow rate = 1.2 mL/min, Eluent = ...

Peak Information : All Components

Peak Number	Analyte	Retention Time (min.)	Concentration (ug/L)	Limit Exceeded	Peak Area
3	Fluoride	3.13	46.6	-	1334
4	Chloride	4.24	14949.3		2105787
	Nitrite as N				
5	Bromide	6.16	46.8	-	2170
6	Nitrate as N	7.33	93.3	-	20849
8	Orthophosphate as P	8.87	-22.4	-	3704
9	Sulfate	10.28	13202.1		1317685
	Nitrate/Nitrite as N				

0809093-5 10X

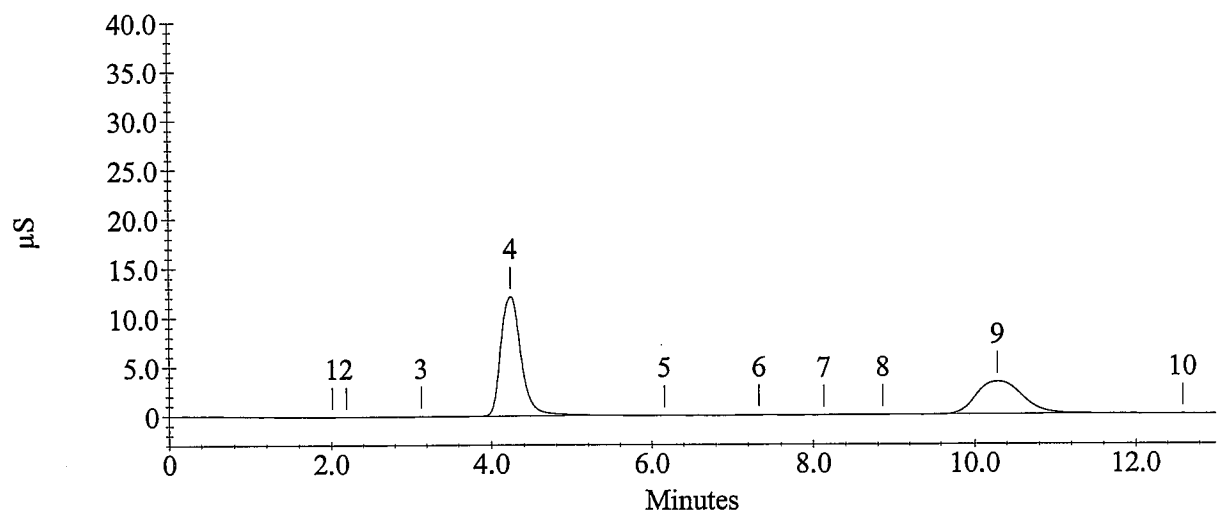

Sample Analysis Report

Sample Name : 0809093-7 20X
Data File Name : c:\peaknet\data\080912\080912_042.DXD

Method File Name : c:\peaknet\method\080818.met
Date, Time Analyzed : 9/12/08 5:40:13 PM
System Operator : WETCHEM
Calibration Updated : 8/18/08 11:36:14 AM

Current Date : 9/12/08
Current Time : 5:53:20 PM
Datafile Updated : 9/12/08 5:53:19 PM
Method Comment : Flow rate = 1.2 mL/min, Eluent = ...

Peak Information : All Components

Peak Number	Analyte	Retention Time (min.)	Concentration (ug/L)	Limit Exceeded	Peak Area
1		2.08	0.0		2181
5	Chloride	4.25	14378.2		2014787
	Nitrite as N				
	Bromide				
6	Nitrate as N	7.13	35.4	-	1417
9	Orthophosphate as P	9.19	-43.5	-	1288
11	Sulfate	10.32	3320.9		299427
	Nitrate/Nitrite as N				

0809093-7 20X

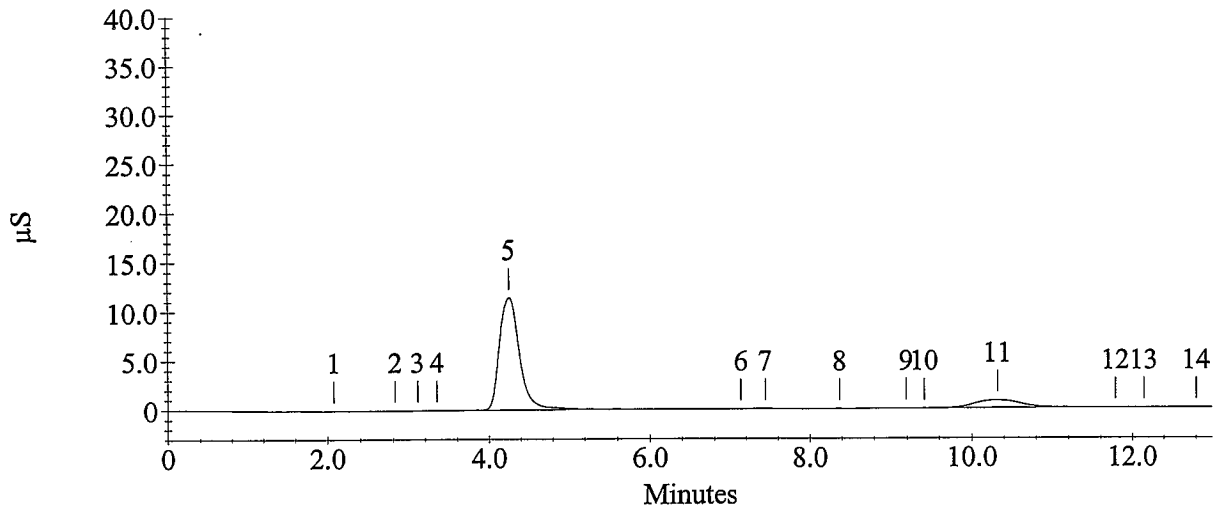

Sample Analysis Report

Sample Name : 0809093-8 10X
Data File Name : c:\peaknet\data\080912\080912_043.DXD

Method File Name : c:\peaknet\method\080818.met
Date, Time Analyzed : 9/12/08 5:53:22 PM
System Operator : WETCHEM
Calibration Updated : 8/18/08 11:36:14 AM

Current Date : 9/12/08
Current Time : 6:06:27 PM
Datafile Updated : 9/12/08 6:06:27 PM
Method Comment : Flow rate = 1.2 mL/min, Eluent = ...

Peak Information : All Components

Peak Number	Analyte	Retention Time (min.)	Concentration (ug/L)	Limit Exceeded	Peak Area
1		2.23	0.0		207
2	Chloride	4.23	19574.0		2887043
	Nitrite as N				
3	Bromide	6.65	33.9	-	1503
4	Nitrate as N	7.36	40.2	-	3048
7	Orthophosphate as P	8.84	-9.2	-	5223
8	Sulfate	10.33	5647.0		536337
	Nitrate/Nitrite as N				

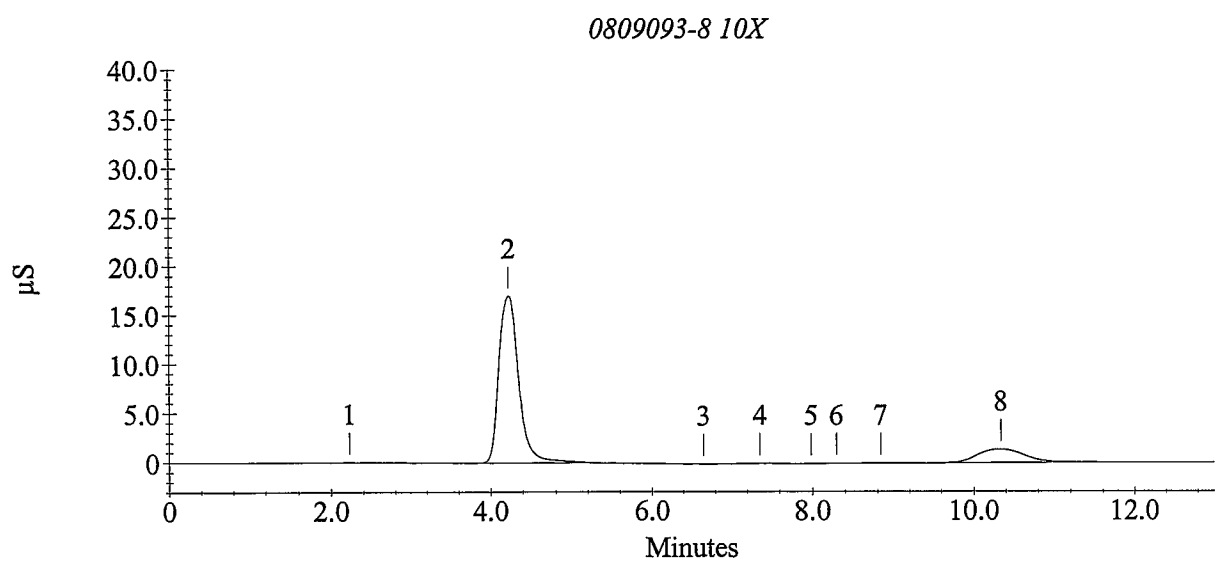

Sample Analysis Report

Sample Name : CCV
Data File Name : c:\peaknet\data\080912\080912_045.DXD

Method File Name : c:\peaknet\method\080818.met
Date, Time Analyzed : 9/12/08 6:19:36 PM
System Operator : WETCHEM
Calibration Updated : 8/18/08 11:36:14 AM

Current Date : 9/12/08
Current Time : 6:32:42 PM
Datafile Updated : 9/12/08 6:32:41 PM
Method Comment : Flow rate = 1.2 mL/min, Eluent = ...

Peak Information : All Components

Peak Number	Analyte	Retention Time (min.)	Concentration (ug/L)	Limit Exceeded	Peak Area
2	Fluoride	3.11	5216.7		850560
3	Chloride	4.21	10080.3		1361551
4	Nitrite as N	5.00	5053.7		1395193
5	Bromide	6.21	10179.4		549334
6	Nitrate as N	7.16	10140.7		3695090
7	Orthophosphate as P	8.76	10253.9		1244908
8	Sulfate	10.27	51528.2		5611595
	Nitrate/Nitrite as N				

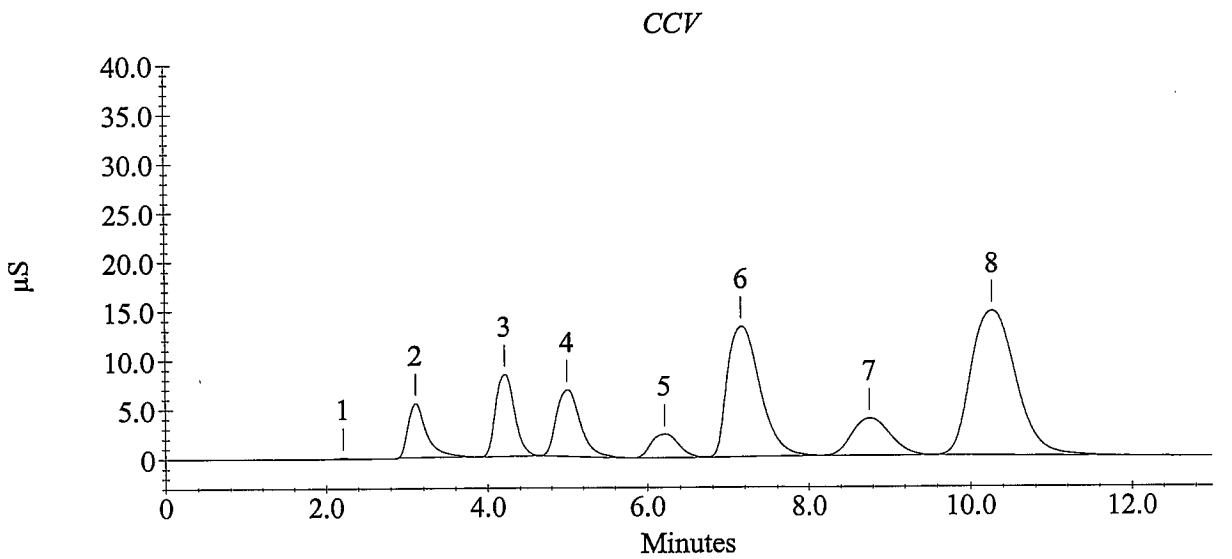

Sample Analysis Report

Sample Name : CCB
Data File Name : c:\peaknet\data\080912\080912_046.DXD

Method File Name : c:\peaknet\method\080818.met
Date, Time Analyzed : 9/12/08 6:32:44 PM
System Operator : WETCHEM
Calibration Updated : 8/18/08 11:36:14 AM

Current Date : 9/12/08
Current Time : 6:45:49 PM
Datafile Updated : 9/12/08 6:45:49 PM
Method Comment : Flow rate = 1.2 mL/min, Eluent = ...

Peak Information : All Components

Peak Number	Analyte	Retention Time (min.)	Concentration (ug/L)	Limit Exceeded	Peak Area
1	Chloride	4.29	82.2	-	10040
1	Chloride	4.29	82.2	-	10040
	Nitrite as N				
	Bromide				
2	Nitrate as N	7.19	34.0	-	967
4	Orthophosphate as P	8.84	243.9	-	34342
	Sulfate				
	Nitrate/Nitrite as N				

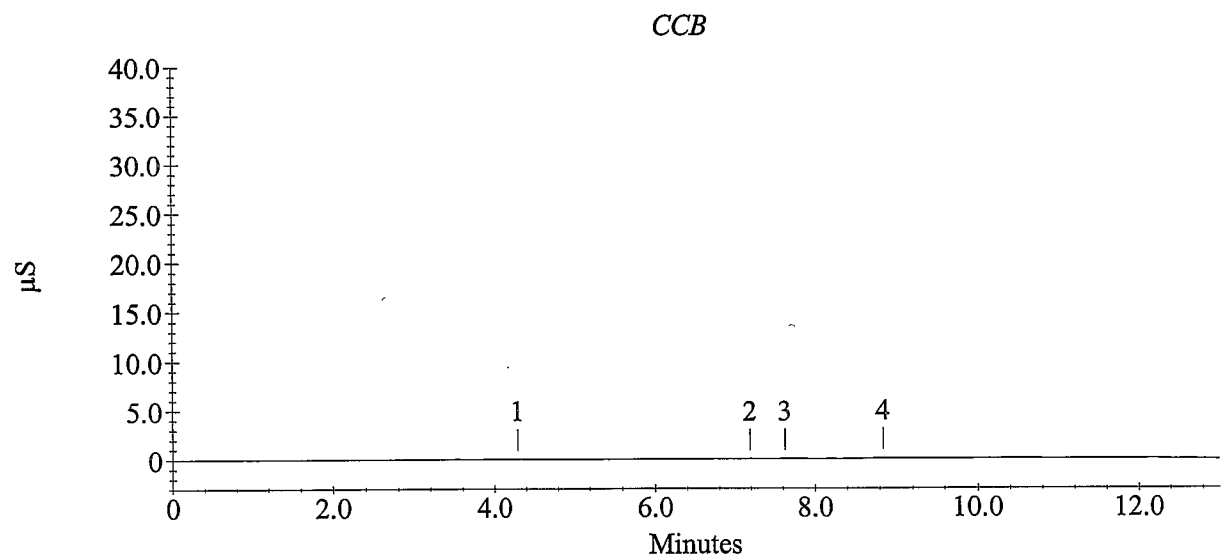

Paragon Analytics

METALS CASE NARRATIVE

URS

Prather Phase 1 Investigation

Order Number - 0809093

1. This report consists of 9 water samples.
2. The samples were received cool and intact on 09/12/08.
3. The samples were to be analyzed for dissolved metals. The samples were filtered through a 0.45 micron filter and preserved with nitric acid to a pH less than two prior to analysis.
4. The samples were prepared for analysis based on SW-846, 3rd Edition procedures.

   For analysis by Trace ICP and ICP-MS, the samples were prepared following methods 6010B and 6020A and PA SOP 806 Rev. 13. The samples were not digested prior to analysis.

   Samples were prepared for ICP-MS analysis of arsenic and selenium by passing the samples and associated QC through a cation exchange column. The cation exchange column removes cations from the matrix and eliminates the CaCl+ (mass 75) interferences.
5. The samples were analyzed following SW-846, 3rd Edition procedures.

   Analysis by Trace ICP followed method 6010B and PA SOP 834 Rev. 7.

   The relationship between intensity and concentration for each element is established using at least four standards, one of which is a blank solution.

   During sample analysis concentrations are computed by the software and the results are printed in mg/L. The instrument software does not provide a printout which gives both intensity and concentration. The validity of the calibration equation is tested by analyzing the following solutions: a blank, a low level check solution with concentrations near the reporting limit, an Initial Calibration Verification (ICV) standard from a 2nd source standard solution with concentrations near the middle of the analytical range, a Continuing Calibration Verification (CCV) standard with concentrations at two times those in the ICV, and a readback of the highest calibration standard.

These solutions provide verification that the calibration equations are functioning properly throughout the analytical range of the instrument. During sample analysis dilutions are made for analytes found at concentrations above the highest calibration standard. No results are taken from extrapolations beyond the highest standard.

Analysis by ICP-MS followed method 6020A and PA SOP 827 Rev. 6.

The relationship between intensity and concentration for each element is established using at least four standards, one of which is a blank solution. A calibration equation relating instrument response to concentration is developed by the instrument software. The equation is a higher order polynomial. This type of equation is used to improve quantitation accuracy at lower concentrations where the relationship between concentration and instrument response is non-linear.

During sample analysis concentrations are computed by the software and the results are printed in ug/L. The validity of the calibration equation is tested by analyzing the following solutions: a blank, a low level check solution with concentrations near the reporting limit, an Initial Calibration Verification (ICV) standard from a 2nd source standard solution with concentrations near the middle of the analytical range, a Continuing Calibration Verification (CCV) standard with concentrations near the middle of the analytical range but different than those in the ICV, and a readback of the highest calibration standard.

These solutions provide verification that the calibration equations are functioning properly throughout the analytical range of the instrument. During sample analysis dilutions are made for analytes found at concentrations above the highest calibration standard. No results are taken from extrapolations beyond the highest standard.

6. All standards and solutions are NIST traceable and were used within their recommended shelf life.
7. The samples were prepared and analyzed within the established hold times.

All in house quality control procedures were followed, as described below.

8. General quality control procedures.
   - A filter (method) blank was filtered and preserved at the same time as the samples. A laboratory control sample was also prepared with the samples in the arsenic and selenium batch. There were not more than 20 samples associated with each filtered blank.
   - The preparation (method) blank associated with each batch was below the practical quantitation limit for each requested analyte.
   - The laboratory control sample associated with the arsenic and selenium batch was within the acceptance limits.

- All initial and continuing calibration blanks associated with each analytical batch were below the practical quantitation limits for the requested analytes.
- All initial and continuing calibration verifications associated with each analytical batch were within the acceptance criteria for the requested analytes. This indicates a valid calibration and stable instrument conditions.
- The high standard readbacks associated with Method 6010B and 6020A analyses were within acceptance criteria.
- The interference check samples associated with Method 6010B were within acceptance criteria.
- The interference check samples associated with Method 6020A were analyzed.

9. Matrix specific quality control procedures.

   Sample 0809093-8 was designated as the quality control sample for each analysis.

   Similarity of matrix and therefore relevance of the QC results should not be automatically inferred for any sample other than the native sample selected for QC.

   - A matrix spike and matrix spike duplicate were analyzed with each batch. All acceptance criteria for accuracy were met with the following exceptions:

Analyte	Sample ID
Potassium	0809093-8MS & MSD

     The native sample result is flagged for matrix spike failure.

   - A matrix spike duplicate was analyzed with each batch. All acceptance criteria for precision were met.
   - A serial dilution was analyzed with each batch. All acceptance criteria were met with the following exceptions:

Analyte	Sample ID
Potassium	0809093-8L
Sodium	0809093-8L
Arsenic	0809093-8L
Selenium	0809093-8L

     The native sample results are flagged for serial dilution failure.

     The concentrations of potassium, arsenic, and selenium in the diluted samples were below the PQL. These relatively low concentrations may have contributed to the greater than 10% difference between the two sets of results.

10. It is a standard PA practice that samples for ICP-MS are analyzed at a dilution.

The data contained in the following report have been reviewed and approved by the personnel listed below. In addition, Paragon Analytics certifies that the analyses reported herein are true, complete and correct within the limits of the methods employed.

Emily Knodel
Inorganics Primary Data Reviewer

09-18-08
Date

Inorganics Final Data Reviewer

09-18-08
Date

Inorganic Data Reporting Qualifiers

The following qualifiers are used by the laboratory when reporting results of inorganic analyses.

- Result qualifier -- A "B" is entered if the reported value was obtained from a reading that was less than the Practical Quantitation Limit but greater than or equal to the Method Detection Limit (MDL). If the analyte was analyzed for but not detected a "U" is entered.

- QC qualifier -- Specified entries and their meanings are as follows:

  E - The reported value is estimated because of the presence of interference. An explanatory note may be included in the narrative.

  M - Duplicate injection precision was not met.

  N - Spiked sample recovery not within control limits. A post spike is analyzed for all ICP analyses when the matrix spike and or spike duplicate fail and the native sample concentration is less than four times the spike added concentration.

  Z - Spiked recovery not within control limits. An explanatory note may be included in the narrative.

  * - Duplicate analysis (relative percent difference) not within control limits.

  S - SAR value is estimated as one or more analytes used in the calculation were not detected above the detection limit.

Chain of Custody

Paragon Analytics

Sample Number(s) Cross-Reference Table

Paragon OrderNum: 0809093
Client Name: URS
Client Project Name: Prather Phase 1 Investigation
Client Project Number:
Client PO Number: Prather-2008

Client Sample Number	Lab Sample Number	COC Number	Matrix	Date Collected	Time Collected
PS-MW12D	0809093-1		WATER	10-Sep-08	10:10
PS-MW13D	0809093-2		WATER	10-Sep-08	10:45
PS-MW07S	0809093-3		WATER	10-Sep-08	11:45
PS-MW07S Dup	0809093-4		WATER	10-Sep-08	11:45
PS-MW07D	0809093-5		WATER	10-Sep-08	13:00
PS-MW09S	0809093-6		WATER	10-Sep-08	13:45
PS-MW10S	0809093-7		WATER	10-Sep-08	14:40
PS-MW10D	0809093-8		WATER	10-Sep-08	15:15
PS-MW11S	0809093-9		WATER	10-Sep-08	16:30

0809093

CHAIN OF CUSTODY RECORD / ANALYTICAL SERVICES AGREEMENT **

Evergreen Analytical Laboratory Inc.

4036 Youngfield St.
Wheat Ridge, Colorado 80033
(303) 425-6021
FAX (303) 425-6854
(877) 737-4521
info@evergreenanalytical.com

CLIENT INFORMATION

Mail **Original** Report to: URS Corporation
Attn ~~8181 East Tufts Avenue~~ Mark Leworsen
Address 8181 East Tufts Avenue
City Denver State CO Zip 80237
Tel # 303-694-2770 Fax # 303-930-6040 E-mail Mark_Leworsen@URSCorp.com

REPORT ALSO BY ☒ FAX ☒ PDF ☒ EDD

REPORT CHROMATOGRAMS ☐ NO (Yes)

Mail Invoice to: Same
Attn
Address
City State Zip
Tel # Fax #

Project ID# Prather Phase I Investigation
P.O. Quote
Sampler MEM

NOTE: *Identify Known Hazards Below*

CONFIRMATION OF SAMPLE RECEIPT REQUIRED? ☐ YES

Report Results by: (Date)*
Standard 2 working weeks ☐
UST Analyses per Fee Schedule ☐
* Rush: ☐ less than 24 hrs, 150% ☐ 1 - 2 work days, 100%
☒ 3 - 5 work days, 50% ☐ 6 - 9 work days, 25%
*Subject to surcharge & exceptions noted in fee schedule.

	SAMPLE IDENTIFICATION	DATE SAMPLED	TIME	No. of Containers	MATRIX: 1) Drinking Water or 2) Discharge Water or 3) Ground Water (circle one)	Soil / Solid / Air / Gas	Oil / Sludge / Wipe	TCLP VOA/BNA/Pest/Herb/Metals (circle)	Volatile Organics 8260/624 (circle)	Semi-volatile Organics BNA, PAH, PNA 8270/625 (circle)	Chlorinated Pesticides 8081/608 (circle)	Organophosphorous Pesticides 8270	PCBs/8082/608/screen (circle)	Herbicides 8151	BTEX 8021/602/8260/MTBE (circle)	TVPH 8015mod. / 8260 (circle)	TEPH 8015mod. (Diesel)	Total Metals - DW / NPDES / SW846 (circle & list metals below)	Dissolved Metals - DW / SW846 (circle & list metals below)	Oil & Grease 1664 / 9071 (circle)	TRPH 418.1	Anions 300.0 (circle below)	Major Cations	Total Alkinity	TDS / conductivity	Dissolved Methane	Sulfide	For Laboratory Use Only
1	PS-MW12D	9/10/08	10:10	10					X									X				X	X	X	X	X	X	
2	PS-MW13D		10:45	10					X									X				X	X	X	X	X	X	
3	PS-MW07S		11:45	10					X									X				X	X	X	X	X	X	
4	PS-MW07S Dup		11:45	10					X									X				X	X	X	X	X	X	
5	PS-MW07D		13:00	7					X									X				X				X		
6	PS-MW09S		13:45	10					X									X				X	X	X	X	X	X	
7	PS-MW10S		14:40	10					X									X				X	X	X	X	X	X	
8	PS-MW10D		15:15	10					X									X				X	X	X	X	X	X	
	PS-MW10D-MS		15:15	10					X									X				X	X	X	X	X	X	
	PS-MW10D-MSD		15:15	10					X									X				X	X	X	X	X	X	
	Sample Fraction																											

Instructions: Run Extended 8260 Suite, Trace Metals/Cations on non-preserved and non-filtered - Dist lab for Dissolved. See attached Sheet for Analysis Required.

** **Important Note:** See reverse side for Terms and Conditions.

Anions: Bromide, Chloride, Nitrate, Nitrite, O-Phosphate, Sulfate (Circle)

Relinquished by: (*Signature*)	Date/Time	Received by: (*Signature*)	Date/Time	Relinquished by: (*Signature*)	Date/Time	Received by: (*Signature*)	Date/Time
[signature]	9/11/08 17:00	Cheryl Trumble	9-12-08 955				

0809093

CHAIN OF CUSTODY RECORD / ANALYTICAL SERVICES AGREEMENT **

Evergreen Analytical Laboratory Inc.

4036 Youngfield St.
Wheat Ridge, Colorado 80033
(303) 425-6021
FAX (303) 425-6854
(877) 737-4521
info@evergreenanalytical.com

CLIENT INFORMATION

Mail **Original** Report to: URS Corporation
Attn Mark Levorsen
Address 8181 East Tufts Avenue
City Denver State CO Zip 80237
Tel # 303-694-2770 Fax # 303-930-6040 E-mail Mark_Levorsen@URSCorp.com

REPORT ALSO BY ☒ FAX ☒ PDF ☒ EDD

REPORT CHROMATOGRAMS ❑ NO (Yes)

Mail Invoice to: Same
Attn
Address
City State Zip
Tel # Fax #

Project ID# Prather ~~Spring~~ Phase I Inv.
P.O. Quote
Sampler MEM, KHB

NOTE: *Identify Known Hazards Below*

CONFIRMATION OF SAMPLE RECEIPT REQUIRED? ❑ YES

Report Results by: (Date)*
Standard 2 working weeks ❑
UST Analyses per Fee Schedule ❑
* Rush: ❑ less than 24 hrs, 150% ❑ 1 - 2 work days, 100%
☒ 3 - 5 work days, 50% ❑ 6 - 9 work days, 25%
*Subject to surcharge & exceptions noted in fee schedule.

	SAMPLE IDENTIFICATION	DATE SAMPLED	TIME	No. of Containers	MATRIX: 1)Drinking Water or 2)Discharge Water or 3)Ground Water (circle one)	Soil / Solid / Air / Gas	Oil / Sludge / Wipe	TCLP VOA/BNA/Pest/Herb/Metals (circle)	Volatile Organics 8260/624 (circle)	Semi-volatile Organics BNA, PAH, PNA 8270/625 (circle)	Chlorinated Pesticides 8081/608 (circle)	Organophosphorous Pesticides 8270	PCBs/8082/608/screen (circle)	Herbicides 8151	BTEX 8021/602/8260/MTBE (circle)	TVPH 8015mod. / 8260 (circle)	TEPH 8015mod. (Diesel)	Total Metals - DW / NPDES / SW846 (circle & list metals below)	Dissolved Metals - DW / SW846 (circle & list metals below)	Oil & Grease 1664 / 9071 (circle)	TRPH 418.1	Anions 300.0 (circle below)	Major Cations	Total Alkalinity	TDS / Conductivity	Dissolved Methane	Sulfide		For Laboratory Use Only
9	PS-MW11S	9/10/08	16:30	10					X									X				X	X	X	X	X	X		
	Sample Fraction																												

Instructions: Run Extended 8260 suite - Trace Metals/Cations are non preserved & non-filtered - lab needs to filter & preserve and run for dissolved See attached sheet for analysis Required.

** **Important Note:** See reverse side for Terms and Conditions.

Anions: Bromide, Chloride, Nitrate, Nitrite, O-Phosphate, Sulfate (Circle)

For Laboratory Use Only:
W.O. #
B.O.F. #
C/S (O) /
C/S (I) /
Temp. °C / Ice
Seals Present Y / N / NA
Samples Pres. Y / N / NA
Headspace Y / N / NA
By /

Relinquished by: (Signature)	Date/Time	Received by: (Signature)	Date/Time	Relinquished by: (Signature)	Date/Time	Received by: (Signature)	Date/Time
[signature]	9/11/08 17:00	Cheryl Trumble	9-12-08 955				

0809093

Table 2 - Aqueous Sample Collection, Handling, and Analysis Summary

Analyte Class	Analysis	Method	Reporting Limit	Holding Time	Bottle and Preservation
Organics	Volatile Organics (including BTEX)	SW8260M extended	Varies by analyte	14 days	3 x 40 ml glass vial, pH < 2 with HCl, ≤6°C
	Methane	RSK-175	1.0 mg/l	7 days	3 x 40 ml glass vial. ≤6°C
Trace and Other Metals	Arsenic, dissolved	SW6020	0.002 mg/l	6 months	field-filtered into 1 L poly bottle, pH < 2 with HNO_3, ≤6°C
	Barium, dissolved		0.025 mg/l		
	Boron, dissolved		0.2 mg/l		
	Cadmium, dissolved		0.001 mg/l		
	Chromium, dissolved		0.005 mg/l		
	Copper, dissolved		0.025 mg/l		
	Lead, dissolved		0.005 mg/l		
	Selenium, dissolved		0.005 mg/l		
	Silver, dissolved		0.002 mg/l		
Major Cations	Calcium, dissolved	SW6010B	0.387 mg/l		
	Iron, dissolved		0.07 mg/l		
	Magnesium, dissolved		0.15 mg/l		
	Manganese, dissolved		0.005 mg/l		
	Potassium, dissolved		0.34 mg/l		
	Sodium, dissolved		0.4 mg/l		
Major Anions	Bromide	EPA 300.0	0.2 mg/l	28 days	1 L poly bottle, ≤6°C
	Chloride		0.5 mg/l		
	Sulfate		0.5 mg/l		
	Nitrite + Nitrate as N		0.061 mg/l		
	Fluoride	SM4500-F C	0.2 mg/l	28 days	
	Bicarbonate alkalinity	SM2320B	5 mg/l	14 days	
	Carbonate alkalinity		5 mg/l		
	Hydroxide alkalinity		5 mg/l		

Filter & Preserve @ lab. Run for Dissolved as stated.

0809093

Analyte Class	Analysis	Method	Reporting Limit	Holding Time	Bottle and Preservation
	Total alkalinity		5 mg/l		
	Total Dissolved Solids (TDS)	EPA 160.1	10 mg/l	7 days	
	Sulfide	SM4500-S C/F	0.5 mg/l	7 days	5 ml of 10N Zinc acetate, pH > 9 with NaOH ≤6°C
Other Parameters	Conductivity	SM2510B	1 mmhos/cm	48 hours	≤6°C
	Cation/Anion Charge Balance	SM1030F (calculation)	NA	NA	NA

SW = Test Methods for Evaluating Solid Waste, Physical/Chemical Methods, USEPA Office of Solid Waste (SW-846), including all updates.

SM = Standard Methods for the Examination of Water and Wastewater, 20th Edition, EPA.

EPA = Methods for the Chemical Analysis of Water and Wastewater (MCAWW), 1983, EPA

NA = Not applicable

CONDITION OF SAMPLE UPON RECEIPT FORM **Paragon Analytics**

Client: URS Workorder No: 0809093

Project Manager: DF Initials: CT Date: 9-12-08

1. Does this project require any **special handling** in addition to standard Paragon procedures?		YES	(NO)
2. Are custody **seals** on **shipping containers** intact?	NONE	(YES)	NO
3. Are Custody seals on **sample containers** intact?	(NONE)	YES	NO
4. Is there a **COC (Chain-of-Custody) present** or other representative documents?		(YES)	NO
5. Are the **COC and bottle labels complete and legible**?		(YES)	NO
6. Is the **COC in agreement** with samples received? (IDs, dates, times, no. of samples, no. of containers, matrix, requested analyses, etc.)		YES	(NO)
7. Were **airbills / shipping documents** present and/or removable?	DROP OFF	(YES)	NO
8. Are all aqueous **samples requiring preservation preserved correctly?** (excluding volatiles)	N/A	YES	(NO)
9. Are all aqueous **non-preserved samples pH 4-9**?	N/A	(YES)	NO
10. Is there **sufficient sample** for the requested analyses?		(YES)	NO
11. Were all samples placed in the **proper containers** for the requested analyses?		(YES)	NO
12. Are all samples within **holding times** for the requested analyses?		(YES)	NO
13. Were all sample containers received **intact**? (not broken or leaking, etc.)		(YES)	NO
14. Are all samples requiring **no** headspace (**VOC, GRO, RSK/MEE, Rx CN/S, radon**) headspace free? **Size of bubble**: ____ < green pea ____ > green pea	N/A	YES	(NO)
15. Do perchlorate LCMS-MS samples **have** headspace? (at least 1/3 of container required)	(N/A)	YES	NO
16. Were samples checked for and free from the presence of **residual chlorine?** (Applicable when PM has indicated samples are from a chlorinated water source; note if field preservation with sodium thiosulfate was not observed.)	(N/A)	YES	NO
17. Were the samples **shipped on ice**?		(YES)	NO
18. Were cooler temperatures measured at 0.1-6.0°C? **IR gun used*:** #2 (#4)	RAD ONLY	(YES)	NO

Cooler #:	1	2							
Temperature (°C):	3.8	2.6							
No. of custody seals on cooler:	1	1							
DOT Survey/ Acceptance Information — External µR/hr reading:	13	13							
Background µR/hr reading:	13								

Were external µR/hr readings ≤ two times background and within DOT acceptance criteria? (YES) / NO / NA (If no, see Form 008.)

Additional Information: PROVIDE DETAILS BELOW FOR A NO RESPONSE TO ANY QUESTION ABOVE, EXCEPT #1 AND #16.

PS-MW12D - Time on label: 1040 ~~ft~~ CT 9.12.08 sulfide bottles pH 7 (All)

PS-MW07S - ↓ 11:00

PS-MW07S Dup ↓ 11:00 PS-MW07D - 1 bottle for Anions + metals

PS-MW10D - ↓ 15:05

If applicable, was the client contacted? (YES) NO / NA Contact: Shari O'Connor Date/Time: 9/12/08 Login report

Project Manager Signature / Date: Debbie Fazio 9/12/08

*IR Gun #2: Oakton, SN 29922500201-0066 *IR Gun #4: Oakton, SN 2372220101-0002

CONDITION OF SAMPLE UPON RECEIPT FORM

Paragon Analytics

Client: URS

Workorder No: 0809093

Project Manager: DF

Initials: CT

Date: 9-12-08

Additional Information:

Paragon to filter + preserve metals

Sample - 5 logged for full anim suite on associated table

No further preservation done to sulfide bottles as directed by URS

Headspace:

Paragon Sample ID	Client Sample ID	Requested Analyses	Temperature °C	Cooler Number
0809093-1-1				
-3-1	< green pea			
-4-1				
-4-4				
-5-4	>> green pea			
-7-1				
-7-2				
-7-3	< green pea			
-8-7				
-8-12				
-8-15				

If applicable, was the client contacted? YES / NO / NA Contact: Sheri O'Connor Date/Time: 9/12/08 login report

Project Manager Signature / Date: Debbie Fazio 9/12/08

0809093

FedEx Express US Airbill — FedEx Tracking Number 8662 6664 0715

RECIPIENT: PEEL HERE

1 From This portion can be removed for Recipient's records.

Date 9/11/08 — FedEx Tracking Number 866266640715

Sender's Name Kris Powe — Phone 970 243-3271

Company HRL COMPLIANCE SOLUTIONS

Address 216 NORTH AVE STE 1 — Dept./Floor/Suite/Room 13

City GRAND JUNCTION — State CO — ZIP 81501

2 Your Internal Billing Reference 1-

3 To

Recipient's Name Sample Reciving — Phone 800 443-1511

Company Paragon Analytics, Inc 2.60

Recipient's Address 225 Commerce Drive — Dept./Floor/Suite/Room

We cannot deliver to P.O. boxes or P.O. ZIP codes.

Address

To request a package be held at a specific FedEx location, print FedEx address here.

City Fort Collins — State CO — ZIP 80524

0384077053

8662 6664 0715

4a

4b

5

Envelope* — Includes FedEx Small Pak, FedEx Large Pak, and FedEx Sturdy Pak. — Box — FedEx Tube — Other

6 Special Handling — Include FedEx address in

SATURDAY Delivery Not available for FedEx Standard Overnight, FedEx First Overnight, FedEx Express Saver, or FedEx 3Day Freight.

HOLD Weekday at FedEx Location Not available for FedEx First Overnight.

Available for Overnight or 2Day to select locations. Priority

*Declared value limit $500

fedex.com 1.800.GoFedEx 800.463.3339

Does this shipment contain dangerous goods? One box must be checked.

No — Yes As per attached Shipper's Declaration. — Yes Shipper's Declaration not required. — Dry Ice Dry Ice, 9, UN 1845 ____ x ____ — Cargo Aircraft Only

Dangerous goods (including dry ice) cannot be shipped in FedEx packaging.

7 Payment *Bill to:* Enter FedEx Acct. No. or Credit Card No. below. — Obtain Recip. Acct. No.

Sender Acct. No. in Section 1 will be billed. — Recipient — Third Party — Credit Card — Cash/Check

Total Packages 2 — Total Weight

†Our liability is limited to $100 unless you declare a higher value. See the current FedEx Service Guide for details.

Credit Card Auth

Part # 156297-435 RIT 08/08

FedEx 0001/0002 FRI - 12 SEP AA
PRIORITY OVERNIGHT

TRK# 0215 8662 6664 0715

MASTER

80524 CO-US DEN

72 FTCA

emp# 439253 11SEP08 17:45

Part # 156297

FedEx MPS 11SEP 17:42 Pcs: 2 1 of 1 Emp#: 439253 Rt#: STA

866266640715

MASTER TRK#:

0809093

FedEx 0002/0002 FRI - 12 SEP AA
PRIORITY OVERNIGHT

MPS# 0681 7955 1949 1485
Mstr# 8662 6664 0715 0215

80524
CO-US
DEN

72 FTCA

emp# 439253 11SEP08 17:45

13 1-

3.8°C

RT 611 A
FZ 1485
09.12

Sample Results

Dissolved ICP Metals

Method SW6010B

Sample Results

Lab Name: **Paragon Analytics**
Work Order Number: 0809093
Client Name: URS
ClientProject ID: Prather Phase 1 Investigation

Field ID: PS-MW12D
Lab ID: 0809093-1

Sample Matrix: WATER
% Moisture: N/A
Date Collected: 10-Sep-08
Date Extracted: 17-Sep-08
Date Analyzed: 17-Sep-08
Prep Method: SW3005 Rev A

Prep Batch: IP080917-10
QCBatchID: IP080917-10-1
Run ID: IT080917-2A2
Cleanup: NONE
Basis: As Received
File Name: 080917A.

Sample Aliquot: 5 ml
Final Volume: 5 ml
Result Units: UG/L
Clean DF: 1

CASNO	Target Analyte	Dilution Factor	Result	Reporting Limit	MDL	Result Qualifier	EPA Qualifier
7440-39-3	BARIUM	1	67	100	0.1	B	
7440-42-8	BORON	1	32	100	3.6	B	
7440-70-2	CALCIUM	1	57000	1000	14		
7440-47-3	CHROMIUM	1	0.93	10	0.51	B	
7440-50-8	COPPER	1	0.87	10	0.47	B	
7439-89-6	IRON	1	100	100	8.3	U	
7439-95-4	MAGNESIUM	1	18000	1000	7.5		
7439-96-5	MANGANESE	1	23	10	0.15		
7440-09-7	POTASSIUM	1	1700	1000	29		
7440-23-5	SODIUM	1	32000	1000	6		

Data Package ID: *IT0809093-1*

Dissolved ICP Metals

Method SW6010B

Sample Results

Lab Name: **Paragon Analytics**
Work Order Number: 0809093
Client Name: URS
ClientProject ID: Prather Phase 1 Investigation

Field ID: PS-MW13D
Lab ID: 0809093-2

Sample Matrix: WATER
% Moisture: N/A
Date Collected: 10-Sep-08
Date Extracted: 17-Sep-08
Date Analyzed: 17-Sep-08
Prep Method: SW3005 Rev A

Prep Batch: IP080917-10
QCBatchID: IP080917-10-1
Run ID: IT080917-2A2
Cleanup: NONE
Basis: As Received
File Name: 080917A.

Sample Aliquot: 5 ml
Final Volume: 5 ml
Result Units: UG/L
Clean DF: 1

CASNO	Target Analyte	Dilution Factor	Result	Reporting Limit	MDL	Result Qualifier	EPA Qualifier
7440-39-3	BARIUM	1	62	100	0.1	B	
7440-42-8	BORON	1	62	100	3.6	B	
7440-70-2	CALCIUM	1	56000	1000	14		
7440-47-3	CHROMIUM	1	0.52	10	0.51	B	
7440-50-8	COPPER	1	10	10	0.47	U	
7439-89-6	IRON	1	100	100	8.3	U	
7439-95-4	MAGNESIUM	1	19000	1000	7.5		
7439-96-5	MANGANESE	1	68	10	0.15		
7440-09-7	POTASSIUM	1	2800	1000	29		
7440-23-5	SODIUM	1	45000	1000	6		

Data Package ID: *IT0809093-1*

Dissolved ICP Metals

Method SW6010B

Sample Results

Lab Name: **Paragon Analytics**
Work Order Number: 0809093
Client Name: URS
ClientProject ID: Prather Phase 1 Investigation

Field ID: PS-MW07S
Lab ID: 0809093-3

Sample Matrix: WATER
% Moisture: N/A
Date Collected: 10-Sep-08
Date Extracted: 17-Sep-08
Date Analyzed: 17-Sep-08
Prep Method: SW3005 Rev A

Prep Batch: IP080917-10
QCBatchID: IP080917-10-1
Run ID: IT080917-2A2
Cleanup: NONE
Basis: As Received
File Name: 080917A.

Sample Aliquot: 5 ml
Final Volume: 5 ml
Result Units: UG/L
Clean DF: 1

CASNO	Target Analyte	Dilution Factor	Result	Reporting Limit	MDL	Result Qualifier	EPA Qualifier
7440-39-3	BARIUM	1	130	100	0.1		
7440-42-8	BORON	1	26	100	3.6	B	
7440-70-2	CALCIUM	1	130000	1000	14		
7440-47-3	CHROMIUM	1	1.1	10	0.51	B	
7440-50-8	COPPER	1	10	10	0.47	U	
7439-89-6	IRON	1	100	100	8.3	U	
7439-95-4	MAGNESIUM	1	48000	1000	7.5		
7439-96-5	MANGANESE	1	18	10	0.15		
7440-09-7	POTASSIUM	1	1700	1000	29		
7440-23-5	SODIUM	1	57000	1000	6		

Data Package ID: *IT0809093-1*

Dissolved ICP Metals

Method SW6010B

Sample Results

Lab Name: **Paragon Analytics**
Work Order Number: 0809093
Client Name: URS
ClientProject ID: Prather Phase 1 Investigation

Field ID: PS-MW07S Dup
Lab ID: 0809093-4

Sample Matrix: WATER
% Moisture: N/A
Date Collected: 10-Sep-08
Date Extracted: 17-Sep-08
Date Analyzed: 17-Sep-08
Prep Method: SW3005 Rev A

Prep Batch: IP080917-10
QCBatchID: IP080917-10-1
Run ID: IT080917-2A2
Cleanup: NONE
Basis: As Received
File Name: 080917A.

Sample Aliquot: 5 ml
Final Volume: 5 ml
Result Units: UG/L
Clean DF: 1

CASNO	Target Analyte	Dilution Factor	Result	Reporting Limit	MDL	Result Qualifier	EPA Qualifier
7440-39-3	BARIUM	1	130	100	0.1		
7440-42-8	BORON	1	27	100	3.6	B	
7440-70-2	CALCIUM	1	130000	1000	14		
7440-47-3	CHROMIUM	1	0.99	10	0.51	B	
7440-50-8	COPPER	1	10	10	0.47	U	
7439-89-6	IRON	1	100	100	8.3	U	
7439-95-4	MAGNESIUM	1	48000	1000	7.5		
7439-96-5	MANGANESE	1	22	10	0.15		
7440-09-7	POTASSIUM	1	1800	1000	29		
7440-23-5	SODIUM	1	58000	1000	6		

Data Package ID: *IT0809093-1*

Dissolved ICP Metals

Method SW6010B

Sample Results

Lab Name: **Paragon Analytics**
Work Order Number: 0809093
Client Name: URS
ClientProject ID: Prather Phase 1 Investigation

Field ID: PS-MW07D
Lab ID: 0809093-5

Sample Matrix: WATER
% Moisture: N/A
Date Collected: 10-Sep-08
Date Extracted: 17-Sep-08
Date Analyzed: 17-Sep-08
Prep Method: SW3005 Rev A

Prep Batch: IP080917-10
QCBatchID: IP080917-10-1
Run ID: IT080917-2A2
Cleanup: NONE
Basis: As Received
File Name: 080917A.

Sample Aliquot: 5 ml
Final Volume: 5 ml
Result Units: UG/L
Clean DF: 1

CASNO	Target Analyte	Dilution Factor	Result	Reporting Limit	MDL	Result Qualifier	EPA Qualifier
7440-39-3	BARIUM	1	150	100	0.1		
7440-42-8	BORON	1	69	100	3.6	B	
7440-70-2	CALCIUM	1	100000	1000	14		
7440-47-3	CHROMIUM	1	10	10	0.51	U	
7440-50-8	COPPER	1	0.77	10	0.47	B	
7439-89-6	IRON	1	100	100	8.3	U	
7439-95-4	MAGNESIUM	1	31000	1000	7.5		
7439-96-5	MANGANESE	1	160	10	0.15		
7440-09-7	POTASSIUM	1	4000	1000	29		
7440-23-5	SODIUM	1	80000	1000	6		

Data Package ID: *IT0809093-1*

Dissolved ICP Metals

Method SW6010B

Sample Results

Lab Name: **Paragon Analytics**
Work Order Number: 0809093
Client Name: URS
ClientProject ID: Prather Phase 1 Investigation

Field ID: PS-MW09S
Lab ID: 0809093-6

Sample Matrix: WATER
% Moisture: N/A
Date Collected: 10-Sep-08
Date Extracted: 17-Sep-08
Date Analyzed: 17-Sep-08
Prep Method: SW3005 Rev A

Prep Batch: IP080917-10
QCBatchID: IP080917-10-1
Run ID: IT080917-2A2
Cleanup: NONE
Basis: As Received
File Name: 080917A.

Sample Aliquot: 5 ml
Final Volume: 5 ml
Result Units: UG/L
Clean DF: 1

CASNO	Target Analyte	Dilution Factor	Result	Reporting Limit	MDL	Result Qualifier	EPA Qualifier
7440-39-3	BARIUM	1	63	100	0.1	B	
7440-42-8	BORON	1	21	100	3.6	B	
7440-70-2	CALCIUM	1	56000	1000	14		
7440-47-3	CHROMIUM	1	10	10	0.51	U	
7440-50-8	COPPER	1	10	10	0.47	U	
7439-89-6	IRON	1	100	100	8.3	U	
7439-95-4	MAGNESIUM	1	16000	1000	7.5		
7439-96-5	MANGANESE	1	66	10	0.15		
7440-09-7	POTASSIUM	1	2000	1000	29		
7440-23-5	SODIUM	1	26000	1000	6		

Data Package ID: *IT0809093-1*

Dissolved ICP Metals

Method SW6010B

Sample Results

Lab Name: **Paragon Analytics**
Work Order Number: 0809093
Client Name: URS
ClientProject ID: Prather Phase 1 Investigation

Field ID: PS-MW10S
Lab ID: 0809093-7

Sample Matrix: WATER
% Moisture: N/A
Date Collected: 10-Sep-08
Date Extracted: 17-Sep-08
Date Analyzed: 17-Sep-08
Prep Method: SW3005 Rev A

Prep Batch: IP080917-10
QCBatchID: IP080917-10-1
Run ID: IT080917-2A2
Cleanup: NONE
Basis: As Received
File Name: 080917A.

Sample Aliquot: 5 ml
Final Volume: 5 ml
Result Units: UG/L
Clean DF: 1

CASNO	Target Analyte	Dilution Factor	Result	Reporting Limit	MDL	Result Qualifier	EPA Qualifier
7440-39-3	BARIUM	1	150	100	0.1		
7440-42-8	BORON	1	26	100	3.6	B	
7440-70-2	CALCIUM	1	140000	1000	14		
7440-47-3	CHROMIUM	1	10	10	0.51	U	
7440-50-8	COPPER	1	10	10	0.47	U	
7439-89-6	IRON	1	100	100	8.3	U	
7439-95-4	MAGNESIUM	1	46000	1000	7.5		
7439-96-5	MANGANESE	1	26	10	0.15		
7440-09-7	POTASSIUM	1	1600	1000	29		
7440-23-5	SODIUM	1	57000	1000	6		

Data Package ID: *IT0809093-1*

Dissolved ICP Metals

Method SW6010B

Sample Results

Lab Name: **Paragon Analytics**
Work Order Number: 0809093
Client Name: URS
ClientProject ID: Prather Phase 1 Investigation

Field ID: PS-MW10D
Lab ID: 0809093-8

Sample Matrix: WATER
% Moisture: N/A
Date Collected: 10-Sep-08
Date Extracted: 17-Sep-08
Date Analyzed: 17-Sep-08
Prep Method: SW3005 Rev A

Prep Batch: IP080917-10
QCBatchID: IP080917-10-1
Run ID: IT080917-2A2
Cleanup: NONE
Basis: As Received
File Name: 080917A.

Sample Aliquot: 5 ml
Final Volume: 5 ml
Result Units: UG/L
Clean DF: 1

CASNO	Target Analyte	Dilution Factor	Result	Reporting Limit	MDL	Result Qualifier	EPA Qualifier
7440-39-3	BARIUM	1	250	100	0.1		
7440-42-8	BORON	1	31	100	3.6	B	
7440-70-2	CALCIUM	1	120000	1000	14		
7440-47-3	CHROMIUM	1	10	10	0.51	U	
7440-50-8	COPPER	1	10	10	0.47	U	
7439-89-6	IRON	1	100	100	8.3	U	
7439-95-4	MAGNESIUM	1	37000	1000	7.5		
7439-96-5	MANGANESE	1	35	10	0.15		
7440-09-7	POTASSIUM	1	1600	1000	29		EN
7440-23-5	SODIUM	1	49000	1000	6		E

Data Package ID: *IT0809093-1*

Dissolved ICP Metals

Method SW6010B

Sample Results

Lab Name: **Paragon Analytics**
Work Order Number: 0809093
Client Name: URS
ClientProject ID: Prather Phase 1 Investigation

Field ID: PS-MW11S
Lab ID: 0809093-9

Sample Matrix: WATER
% Moisture: N/A
Date Collected: 10-Sep-08
Date Extracted: 17-Sep-08
Date Analyzed: 17-Sep-08
Prep Method: SW3005 Rev A

Prep Batch: IP080917-10
QCBatchID: IP080917-10-1
Run ID: IT080917-2A2
Cleanup: NONE
Basis: As Received
File Name: 080917A.

Sample Aliquot: 5 ml
Final Volume: 5 ml
Result Units: UG/L
Clean DF: 1

CASNO	Target Analyte	Dilution Factor	Result	Reporting Limit	MDL	Result Qualifier	EPA Qualifier
7440-39-3	BARIUM	1	68	100	0.1	B	
7440-42-8	BORON	1	24	100	3.6	B	
7440-70-2	CALCIUM	1	57000	1000	14		
7440-47-3	CHROMIUM	1	1	10	0.51	B	
7440-50-8	COPPER	1	10	10	0.47	U	
7439-89-6	IRON	1	100	100	8.3	U	
7439-95-4	MAGNESIUM	1	18000	1000	7.5		
7439-96-5	MANGANESE	1	6.1	10	0.15	B	
7440-09-7	POTASSIUM	1	920	1000	29	B	
7440-23-5	SODIUM	1	27000	1000	6		

Data Package ID: *IT0809093-1*

Dissolved ICPMS Metals

Method SW6020A

Sample Results

Lab Name: **Paragon Analytics**
Work Order Number: 0809093
Client Name: URS
ClientProject ID: Prather Phase 1 Investigation

Field ID: PS-MW12D
Lab ID: 0809093-1

Sample Matrix: WATER
% Moisture: N/A
Date Collected: 10-Sep-08
Date Extracted: 17-Sep-08
Date Analyzed: 17-Sep-08
Prep Method: SW3005 Rev A

Prep Batch: IP080917-22
QCBatchID: IP080917-22-1
Run ID: IM080917-1A3
Cleanup: NONE
Basis: As Received
File Name: 17SEP08A

Sample Aliquot: 50 g
Final Volume: 50 g
Result Units: UG/L
Clean DF: 1

CASNO	Target Analyte	Dilution Factor	Result	Reporting Limit	MDL	Result Qualifier	EPA Qualifier
7440-38-2	ARSENIC	10	3.6	2	0.11		
7440-43-9	CADMIUM	10	0.3	0.3	0.042	U	
7439-92-1	LEAD	10	0.5	0.5	0.045	U	
7782-49-2	SELENIUM	10	1.2	1	0.11		
7440-22-4	SILVER	10	0.03	0.1	0.014	B	

Data Package ID: *IM0809093-1*

Dissolved ICPMS Metals

Method SW6020A

Sample Results

Lab Name: **Paragon Analytics**
Work Order Number: 0809093
Client Name: URS
ClientProject ID: Prather Phase 1 Investigation

Field ID: PS-MW13D
Lab ID: 0809093-2

Sample Matrix: WATER
% Moisture: N/A
Date Collected: 10-Sep-08
Date Extracted: 17-Sep-08
Date Analyzed: 17-Sep-08
Prep Method: SW3005 Rev A

Prep Batch: IP080917-22
QCBatchID: IP080917-22-1
Run ID: IM080917-1A3
Cleanup: NONE
Basis: As Received
File Name: 17SEP08A

Sample Aliquot: 50 g
Final Volume: 50 g
Result Units: UG/L
Clean DF: 1

CASNO	Target Analyte	Dilution Factor	Result	Reporting Limit	MDL	Result Qualifier	EPA Qualifier
7440-38-2	ARSENIC	10	20	2	0.11		
7440-43-9	CADMIUM	10	0.3	0.3	0.042	U	
7439-92-1	LEAD	10	0.061	0.5	0.045	B	
7782-49-2	SELENIUM	10	1.9	1	0.11		
7440-22-4	SILVER	10	0.026	0.1	0.014	B	

Data Package ID: *IM0809093-1*

Dissolved ICPMS Metals

Method SW6020A

Sample Results

Lab Name: **Paragon Analytics**
Work Order Number: 0809093
Client Name: URS
ClientProject ID: Prather Phase 1 Investigation

Field ID: PS-MW07S
Lab ID: 0809093-3

Sample Matrix: WATER
% Moisture: N/A
Date Collected: 10-Sep-08
Date Extracted: 17-Sep-08
Date Analyzed: 17-Sep-08
Prep Method: SW3005 Rev A

Prep Batch: IP080917-22
QCBatchID: IP080917-22-1
Run ID: IM080917-1A3
Cleanup: NONE
Basis: As Received
File Name: 17SEP08A

Sample Aliquot: 50 g
Final Volume: 50 g
Result Units: UG/L
Clean DF: 1

CASNO	Target Analyte	Dilution Factor	Result	Reporting Limit	MDL	Result Qualifier	EPA Qualifier
7440-38-2	ARSENIC	10	5.9	2	0.11		
7440-43-9	CADMIUM	10	0.3	0.3	0.042	U	
7439-92-1	LEAD	10	0.07	0.5	0.045	B	
7782-49-2	SELENIUM	10	1.2	1	0.11		
7440-22-4	SILVER	10	0.027	0.1	0.014	B	

Data Package ID: *IM0809093-1*

Dissolved ICPMS Metals

Method SW6020A

Sample Results

Lab Name: **Paragon Analytics**
Work Order Number: 0809093
Client Name: URS
ClientProject ID: Prather Phase 1 Investigation

Field ID: PS-MW07S Dup
Lab ID: 0809093-4

Sample Matrix: WATER
% Moisture: N/A
Date Collected: 10-Sep-08
Date Extracted: 17-Sep-08
Date Analyzed: 17-Sep-08
Prep Method: SW3005 Rev A

Prep Batch: IP080917-22
QCBatchID: IP080917-22-1
Run ID: IM080917-1A3
Cleanup: NONE
Basis: As Received
File Name: 17SEP08A

Sample Aliquot: 50 g
Final Volume: 50 g
Result Units: UG/L
Clean DF: 1

CASNO	Target Analyte	Dilution Factor	Result	Reporting Limit	MDL	Result Qualifier	EPA Qualifier
7440-38-2	ARSENIC	10	5.4	2	0.11		
7440-43-9	CADMIUM	10	0.05	0.3	0.042	B	
7439-92-1	LEAD	10	0.5	0.5	0.045	U	
7782-49-2	SELENIUM	10	1.2	1	0.11		
7440-22-4	SILVER	10	0.027	0.1	0.014	B	

Data Package ID: *IM0809093-1*

Dissolved ICPMS Metals

Method SW6020A

Sample Results

Lab Name: **Paragon Analytics**
Work Order Number: 0809093
Client Name: URS
ClientProject ID: Prather Phase 1 Investigation

Field ID: PS-MW07D
Lab ID: 0809093-5

Sample Matrix: WATER
% Moisture: N/A
Date Collected: 10-Sep-08
Date Extracted: 17-Sep-08
Date Analyzed: 17-Sep-08
Prep Method: SW3005 Rev A

Prep Batch: IP080917-22
QCBatchID: IP080917-22-1
Run ID: IM080917-1A3
Cleanup: NONE
Basis: As Received
File Name: 17SEP08A

Sample Aliquot: 50 g
Final Volume: 50 g
Result Units: UG/L
Clean DF: 1

CASNO	Target Analyte	Dilution Factor	Result	Reporting Limit	MDL	Result Qualifier	EPA Qualifier
7440-38-2	ARSENIC	10	15	2	0.11		
7440-43-9	CADMIUM	10	0.52	0.3	0.042		
7439-92-1	LEAD	10	0.073	0.5	0.045	B	
7782-49-2	SELENIUM	10	13	1	0.11		
7440-22-4	SILVER	10	0.031	0.1	0.014	B	

Data Package ID: *IM0809093-1*

Dissolved ICPMS Metals

Method SW6020A

Sample Results

Lab Name: **Paragon Analytics**
Work Order Number: 0809093
Client Name: URS
ClientProject ID: Prather Phase 1 Investigation

Field ID: PS-MW09S
Lab ID: 0809093-6

Sample Matrix: WATER
% Moisture: N/A
Date Collected: 10-Sep-08
Date Extracted: 17-Sep-08
Date Analyzed: 17-Sep-08
Prep Method: SW3005 Rev A

Prep Batch: IP080917-22
QCBatchID: IP080917-22-1
Run ID: IM080917-1A3
Cleanup: NONE
Basis: As Received
File Name: 17SEP08A

Sample Aliquot: 50 g
Final Volume: 50 g
Result Units: UG/L
Clean DF: 1

CASNO	Target Analyte	Dilution Factor	Result	Reporting Limit	MDL	Result Qualifier	EPA Qualifier
7440-38-2	ARSENIC	10	3.4	2	0.11		
7440-43-9	CADMIUM	10	0.064	0.3	0.042	B	
7439-92-1	LEAD	10	0.078	0.5	0.045	B	
7782-49-2	SELENIUM	10	1	1	0.11	B	
7440-22-4	SILVER	10	0.082	0.1	0.014	B	

Data Package ID: *IM0809093-1*

Dissolved ICPMS Metals

Method SW6020A

Sample Results

Lab Name: **Paragon Analytics**
Work Order Number: 0809093
Client Name: URS
ClientProject ID: Prather Phase 1 Investigation

Field ID: PS-MW10S
Lab ID: 0809093-7

Sample Matrix: WATER
% Moisture: N/A
Date Collected: 10-Sep-08
Date Extracted: 17-Sep-08
Date Analyzed: 17-Sep-08
Prep Method: SW3005 Rev A

Prep Batch: IP080917-22
QCBatchID: IP080917-22-1
Run ID: IM080917-1A3
Cleanup: NONE
Basis: As Received
File Name: 17SEP08A

Sample Aliquot: 50 g
Final Volume: 50 g
Result Units: UG/L
Clean DF: 1

CASNO	Target Analyte	Dilution Factor	Result	Reporting Limit	MDL	Result Qualifier	EPA Qualifier
7440-38-2	ARSENIC	10	4	2	0.11		
7440-43-9	CADMIUM	10	0.3	0.3	0.042	U	
7439-92-1	LEAD	10	0.5	0.5	0.045	U	
7782-49-2	SELENIUM	10	1	1	0.11		
7440-22-4	SILVER	10	0.03	0.1	0.014	B	

Data Package ID: *IM0809093-1*

Dissolved ICPMS Metals

Method SW6020A

Sample Results

Lab Name: **Paragon Analytics**
Work Order Number: 0809093
Client Name: URS
ClientProject ID: Prather Phase 1 Investigation

Field ID: PS-MW10D
Lab ID: 0809093-8

Sample Matrix: WATER
% Moisture: N/A
Date Collected: 10-Sep-08
Date Extracted: 17-Sep-08
Date Analyzed: 17-Sep-08
Prep Method: SW3005 Rev A

Prep Batch: IP080917-22
QCBatchID: IP080917-22-1
Run ID: IM080917-1A3
Cleanup: NONE
Basis: As Received
File Name: 17SEP08A

Sample Aliquot: 50 g
Final Volume: 50 g
Result Units: UG/L
Clean DF: 1

CASNO	Target Analyte	Dilution Factor	Result	Reporting Limit	MDL	Result Qualifier	EPA Qualifier
7440-38-2	ARSENIC	10	14	2	0.11		E
7440-43-9	CADMIUM	10	0.13	0.3	0.042	B	
7439-92-1	LEAD	10	0.13	0.5	0.045	B	
7782-49-2	SELENIUM	10	5.6	1	0.11		E
7440-22-4	SILVER	10	0.033	0.1	0.014	B	

Data Package ID: *IM0809093-1*

Dissolved ICPMS Metals

Method SW6020A

Sample Results

Lab Name: **Paragon Analytics**
Work Order Number: 0809093
Client Name: URS
ClientProject ID: Prather Phase 1 Investigation

Field ID: PS-MW11S
Lab ID: 0809093-9

Sample Matrix: WATER
% Moisture: N/A
Date Collected: 10-Sep-08
Date Extracted: 17-Sep-08
Date Analyzed: 17-Sep-08
Prep Method: SW3005 Rev A

Prep Batch: IP080917-22
QCBatchID: IP080917-22-1
Run ID: IM080917-1A3
Cleanup: NONE
Basis: As Received
File Name: 17SEP08A

Sample Aliquot: 50 g
Final Volume: 50 g
Result Units: UG/L
Clean DF: 1

CASNO	Target Analyte	Dilution Factor	Result	Reporting Limit	MDL	Result Qualifier	EPA Qualifier
7440-38-2	ARSENIC	10	4.2	2	0.11		
7440-43-9	CADMIUM	10	0.05	0.3	0.042	B	
7439-92-1	LEAD	10	0.5	0.5	0.045	U	
7782-49-2	SELENIUM	10	0.9	1	0.11	B	
7440-22-4	SILVER	10	0.029	0.1	0.014	B	

Data Package ID: *IM0809093-1*

Summary Report Forms

ICP Metals

Method SW6010B
Method Blank

Lab Name: **Paragon Analytics**
Work Order Number: 0809093
Client Name: URS
ClientProject ID: Prather Phase 1 Investigation

Lab ID: F080915-1MB

Sample Matrix: WATER
% Moisture: N/A
Date Collected: N/A
Date Extracted: 17-Sep-08
Date Analyzed: 17-Sep-08

Prep Batch: IP080917-10
QCBatchID: IP080917-10-1
Run ID: IT080917-2A2
Cleanup: NONE
Basis: N/A
File Name: 080917A.

Sample Aliquot: 5 ml
Final Volume: 5 ml
Result Units: UG/L
Clean DF: 1

CASNO	Target Analyte	DF	Result	Reporting Limit	MDL	Result Qualifier	EPA Qualifier
7440-39-3	BARIUM	1	0.1	100	0.1	B	
7440-42-8	BORON	1	-3.7	100	3.6	B	
7440-70-2	CALCIUM	1	1000	1000	14	U	
7440-47-3	CHROMIUM	1	10	10	0.51	U	
7440-50-8	COPPER	1	10	10	0.47	U	
7439-89-6	IRON	1	100	100	8.3	U	
7439-95-4	MAGNESIUM	1	-25	1000	7.5	B	
7439-96-5	MANGANESE	1	0.16	10	0.15	B	
7440-09-7	POTASSIUM	1	220	1000	29	B	
7440-23-5	SODIUM	1	160	1000	6	B	

Data Package ID: *IT0809093-1*

ICP Metals

Method SW6010B

Matrix Spike And Matrix Spike Duplicate

Lab Name: **Paragon Analytics**
Work Order Number: 0809093
Client Name: URS
ClientProject ID: Prather Phase 1 Investigation

Field ID: PS-MW10D
LabID: 0809093-8MS

Sample Matrix: WATER
% Moisture: N/A
Date Collected: 10-Sep-08
Date Extracted: 17-Sep-08
Date Analyzed: 17-Sep-08
Prep Method: SW3005 Rev A

Prep Batch: IP080917-10
QCBatchID: IP080917-10-1
Run ID: IT080917-2A2
Cleanup: NONE
Basis: As Received

Sample Aliquot: 5 ml
Final Volume: 5 ml
Result Units: UG/L
File Name: 080917A.

CASNO	Target Analyte	Sample Result	Samp Qual	MS Result	MS Qual	Reporting Limit	Spike Added	MS % Rec.	Control Limits
7440-39-3	BARIUM	250		2440		100	2000	109	80 - 120%
7440-42-8	BORON	31	B	1200		100	1000	116	80 - 120%
7440-70-2	CALCIUM	120000		162000		1000	40000	114	80 - 120%
7440-47-3	CHROMIUM	10	U	218		10	200	109	80 - 120%
7440-50-8	COPPER	10	U	281		10	250	113	80 - 120%
7439-89-6	IRON	100	U	1050		100	1000	105	80 - 120%
7439-95-4	MAGNESIUM	37000		85200		1000	40000	120	80 - 120%
7439-96-5	MANGANESE	35		580		10	500	109	80 - 120%
7440-09-7	POTASSIUM	1600		57800	N	1000	40000	141	80 - 120%
7440-23-5	SODIUM	49000		97000		1000	40000	119	80 - 120%

Data Package ID: *IT0809093-1*

ICP Metals

Method SW6010B

Matrix Spike And Matrix Spike Duplicate

Lab Name: **Paragon Analytics**
Work Order Number: 0809093
Client Name: URS
ClientProject ID: Prather Phase 1 Investigation

Field ID: PS-MW10D
LabID: 0809093-8MSD

Sample Matrix: WATER
% Moisture: N/A
Date Collected: 10-Sep-08
Date Extracted: 17-Sep-08
Date Analyzed: 17-Sep-08
Prep Method: SW3005 Rev A

Prep Batch: IP080917-10
QCBatchID: IP080917-10-1
Run ID: IT080917-2A2
Cleanup: NONE
Basis: As Received

Sample Aliquot: 5 ml
Final Volume: 5 ml
Result Units: UG/L
File Name: 080917A.

CASNO	Target Analyte	MSD Result	MSD Qual	Spike Added	MSD % Rec.	Reporting Limit	RPD Limit	RPD
7440-39-3	BARIUM	2360		2000	106	100	20	3
7440-42-8	BORON	1160		1000	112	100	20	3
7440-70-2	CALCIUM	157000		40000	100	1000	20	3
7440-47-3	CHROMIUM	211		200	105	10	20	3
7440-50-8	COPPER	271		250	108	10	20	4
7439-89-6	IRON	1020		1000	102	100	20	4
7439-95-4	MAGNESIUM	81100		40000	110	1000	20	5
7439-96-5	MANGANESE	559		500	105	10	20	4
7440-09-7	POTASSIUM	54200	N	40000	131	1000	20	6
7440-23-5	SODIUM	93000		40000	109	1000	20	4

Data Package ID: *IT0809093-1*

ICP Metals

Method SW6010

Serial Dilution

Lab Name: **Paragon Analytics**
Work Order Number: 0809093
Client Name: URS
ClientProject ID: Prather Phase 1 Investigation

Field ID: PS-MW10D
Lab ID: 0809093-8L

Run ID: IT080917-2A2
Date Analyzed: 17-Sep-08
Result Units: ug/l

CASNO	Target Analyte	Sample Result	Samp Qual	SD Result	SD Qual	EPA Qualifier	%D
7440-39-3	BARIUM	250		248	B		1
7440-42-8	BORON	31.4	B	28.2	B		
7440-70-2	CALCIUM	117000		110000			6
7440-47-3	CHROMIUM	0.540	U	2.70	U		
7440-50-8	COPPER	1.27	U	6.35	U		
7439-89-6	IRON	3.10	U	15.5	U		
7439-95-4	MAGNESIUM	37300		35400			5
7439-96-5	MANGANESE	35.5		36.3	B		2
7440-09-7	POTASSIUM	1580		1900	B	E	20
7440-23-5	SODIUM	49300		42800		E	13

Data Package ID: *IT0809093-1*

Prep Batch ID: IP080917-10

Start Date: 09/17/08
Start Time: 8:00
Prep Analyst: Roy T. French

End Date: 09/17/08
End Time: 9:00

Concentration Method: NONE
Extract Method: SW3005A
Initial Volume Units: ml
Final Volume Units: ml

Batch Created By: RTF
Date Created: 09/17/08
Time Created: 12:15
Validated By: RTF
Date Validated: 09/17/08
Time Validated: 12:51

Comments:

NOT DIGESTED

QC Batch ID: IP080917-10-1

Lab ID	QC Type	Field ID	Matrix	Date Collected	Initial Wt/Vol	Final Wt/Vol	Cleanup Method	Cleanup DF	Order Number
0809093-8	MS	PS-MW10D	WATER	9/10/2008	5	5	NONE	1	0809093
0809093-8	MSD	PS-MW10D	WATER	9/10/2008	5	5	NONE	1	0809093
0809093-1	SMP	PS-MW12D	WATER	9/10/2008	5	5	NONE	1	0809093
0809093-2	SMP	PS-MW13D	WATER	9/10/2008	5	5	NONE	1	0809093
0809093-3	SMP	PS-MW07S	WATER	9/10/2008	5	5	NONE	1	0809093
0809093-4	SMP	PS-MW07S Dup	WATER	9/10/2008	5	5	NONE	1	0809093
0809093-5	SMP	PS-MW07D	WATER	9/10/2008	5	5	NONE	1	0809093
0809093-6	SMP	PS-MW09S	WATER	9/10/2008	5	5	NONE	1	0809093
0809093-7	SMP	PS-MW10S	WATER	9/10/2008	5	5	NONE	1	0809093
0809093-8	SMP	PS-MW10D	WATER	9/10/2008	5	5	NONE	1	0809093
0809093-9	SMP	PS-MW11S	WATER	9/10/2008	5	5	NONE	1	0809093

QC Types

CAR	Carrier reference sample	DUP	Laboratory Duplicate
LCS	Laboratory Control Sample	LCSD	Laboratory Control Sample Duplicat
MB	Method Blank	MS	Laboratory Matrix Spike
MSD	Laboratory Matrix Spike Duplicate	REP	Sample replicate
SMP	Field Sample	SYS	Sample Yield Spike

ICP Metals

Method SW6010

Calibration Verifications

Lab Name: **Paragon Analytics**
Work Order Number: 0809093
Client Name: URS
ClientProject ID: Prather Phase 1 Investigation

Lab ID: ICV
QC Type: Initial Calibration

File Name: 080917A.

Run ID: IT080917-2A2
Date Analyzed: 09/17/2008
Time Analyzed: 11:03
Result Units: MG/L

CASNO	Target Analyte	Spike Added	Result	Reporting Limit	Result Qualifier	% Rec.	Control Limits
7440-39-3	BARIUM	0.5	0.494	0.1		99	90 - 110%
7440-42-8	BORON	0.5	0.505	0.1		101	90 - 110%
7440-70-2	CALCIUM	25	25.4	1		102	90 - 110%
7440-47-3	CHROMIUM	0.5	0.506	0.01		101	90 - 110%
7440-50-8	COPPER	0.5	0.508	0.01		102	90 - 110%
7439-89-6	IRON	10	10.1	0.1		101	90 - 110%
7439-95-4	MAGNESIUM	25	25.6	1		102	90 - 110%
7439-96-5	MANGANESE	0.5	0.511	0.01		102	90 - 110%
7440-09-7	POTASSIUM	25	24.5	1		98	90 - 110%
7440-23-5	SODIUM	25	24.2	1		97	90 - 110%

Data Package ID: *IT0809093-1*

ICP Metals

Method SW6010

Calibration Verifications

Lab Name: **Paragon Analytics**
Work Order Number: 0809093
Client Name: URS
ClientProject ID: Prather Phase 1 Investigation

Lab ID: CCV1
QC Type: Continuing Calibration

File Name: 080917A.

Run ID: IT080917-2A2
Date Analyzed: 09/17/2008
Time Analyzed: 11:14
Result Units: MG/L

CASNO	Target Analyte	Spike Added	Result	Reporting Limit	Result Qualifier	% Rec.	Control Limits
7440-39-3	BARIUM	1	0.99	0.1		99	90 - 110%
7440-42-8	BORON	1	1.02	0.1		102	90 - 110%
7440-70-2	CALCIUM	50	51	1		102	90 - 110%
7440-47-3	CHROMIUM	1	1	0.01		100	90 - 110%
7440-50-8	COPPER	1	1.01	0.01		101	90 - 110%
7439-89-6	IRON	20	20.2	0.1		101	90 - 110%
7439-95-4	MAGNESIUM	50	51.2	1		102	90 - 110%
7439-96-5	MANGANESE	1	1.01	0.01		101	90 - 110%
7440-09-7	POTASSIUM	50	50.7	1		101	90 - 110%
7440-23-5	SODIUM	50	49.6	1		99	90 - 110%

Data Package ID: *IT0809093-1*

ICP Metals

Method SW6010
Calibration Verifications

Lab Name: **Paragon Analytics**
Work Order Number: 0809093
Client Name: URS
ClientProject ID: Prather Phase 1 Investigation

Lab ID: CCV2
QC Type: Continuing Calibration

File Name: 080917A.

Run ID: IT080917-2A2
Date Analyzed: 09/17/2008
Time Analyzed: 11:40
Result Units: MG/L

CASNO	Target Analyte	Spike Added	Result	Reporting Limit	Result Qualifier	% Rec.	Control Limits
7440-39-3	BARIUM	1	0.971	0.1		97	90 - 110%
7440-42-8	BORON	1	0.993	0.1		99	90 - 110%
7440-70-2	CALCIUM	50	49.8	1		100	90 - 110%
7440-47-3	CHROMIUM	1	0.982	0.01		98	90 - 110%
7440-50-8	COPPER	1	0.993	0.01		99	90 - 110%
7439-89-6	IRON	20	19.7	0.1		98	90 - 110%
7439-95-4	MAGNESIUM	50	49.9	1		100	90 - 110%
7439-96-5	MANGANESE	1	0.984	0.01		98	90 - 110%
7440-09-7	POTASSIUM	50	50.1	1		100	90 - 110%
7440-23-5	SODIUM	50	48.3	1		97	90 - 110%

Data Package ID: *IT0809093-1*

ICP Metals

Method SW6010

Calibration Verifications

Lab Name: **Paragon Analytics**
Work Order Number: 0809093
Client Name: URS
ClientProject ID: Prather Phase 1 Investigation

Lab ID: CCV3
QC Type: Continuing Calibration
File Name: 080917A.

Run ID: IT080917-2A2
Date Analyzed: 09/17/2008
Time Analyzed: 12:04
Result Units: MG/L

CASNO	Target Analyte	Spike Added	Result	Reporting Limit	Result Qualifier	% Rec.	Control Limits
7440-39-3	BARIUM	1	0.986	0.1		99	90 - 110%
7440-42-8	BORON	1	0.997	0.1		100	90 - 110%
7440-70-2	CALCIUM	50	50.3	1		101	90 - 110%
7440-47-3	CHROMIUM	1	0.993	0.01		99	90 - 110%
7440-50-8	COPPER	1	0.991	0.01		99	90 - 110%
7439-89-6	IRON	20	19.7	0.1		99	90 - 110%
7439-95-4	MAGNESIUM	50	49.9	1		100	90 - 110%
7439-96-5	MANGANESE	1	0.987	0.01		99	90 - 110%
7440-09-7	POTASSIUM	50	50.3	1		101	90 - 110%
7440-23-5	SODIUM	50	48.5	1		97	90 - 110%

Data Package ID: *IT0809093-1*

ICP Metals

Method SW6010
Calibration Verifications

Lab Name: **Paragon Analytics**
Work Order Number: 0809093
Client Name: URS
ClientProject ID: Prather Phase 1 Investigation

Lab ID: CCV4
QC Type: Continuing Calibration

File Name: 080917A.

Run ID: IT080917-2A2
Date Analyzed: 09/17/2008
Time Analyzed: 12:32
Result Units: MG/L

CASNO	Target Analyte	Spike Added	Result	Reporting Limit	Result Qualifier	% Rec.	Control Limits
7440-39-3	BARIUM	1	0.979	0.1		98	90 - 110%
7440-42-8	BORON	1	0.996	0.1		100	90 - 110%
7440-70-2	CALCIUM	50	49.3	1		99	90 - 110%
7440-47-3	CHROMIUM	1	0.983	0.01		98	90 - 110%
7440-50-8	COPPER	1	0.995	0.01		100	90 - 110%
7439-89-6	IRON	20	19.4	0.1		97	90 - 110%
7439-95-4	MAGNESIUM	50	49.6	1		99	90 - 110%
7439-96-5	MANGANESE	1	0.972	0.01		97	90 - 110%
7440-09-7	POTASSIUM	50	50	1		100	90 - 110%
7440-23-5	SODIUM	50	48.4	1		97	90 - 110%

Data Package ID: *IT0809093-1*

ICP Metals

Method SW6010

Calibration Verifications

Lab Name: **Paragon Analytics**
Work Order Number: 0809093
Client Name: URS
ClientProject ID: Prather Phase 1 Investigation

Lab ID: CCV5
QC Type: Continuing Calibration
File Name: 080917A.

Run ID: IT080917-2A2
Date Analyzed: 09/17/2008
Time Analyzed: 12:58
Result Units: MG/L

CASNO	Target Analyte	Spike Added	Result	Reporting Limit	Result Qualifier	% Rec.	Control Limits
7440-39-3	BARIUM	1	0.991	0.1		99	90 - 110%
7440-42-8	BORON	1	0.992	0.1		99	90 - 110%
7440-70-2	CALCIUM	50	48.6	1		97	90 - 110%
7440-47-3	CHROMIUM	1	0.975	0.01		98	90 - 110%
7440-50-8	COPPER	1	0.991	0.01		99	90 - 110%
7439-89-6	IRON	20	19.2	0.1		96	90 - 110%
7439-95-4	MAGNESIUM	50	49.1	1		98	90 - 110%
7439-96-5	MANGANESE	1	0.958	0.01		96	90 - 110%
7440-09-7	POTASSIUM	50	50	1		100	90 - 110%
7440-23-5	SODIUM	50	48.5	1		97	90 - 110%

Data Package ID: *IT0809093-1*

ICP Metals

Method SW6010
Calibration Verifications

Lab Name: **Paragon Analytics**
Work Order Number: 0809093
Client Name: URS
ClientProject ID: Prather Phase 1 Investigation

Lab ID: CCV7
QC Type: Continuing Calibration
File Name: 080917A.

Run ID: IT080917-2A2
Date Analyzed: 09/17/2008
Time Analyzed: 13:31
Result Units: MG/L

CASNO	Target Analyte	Spike Added	Result	Reporting Limit	Result Qualifier	% Rec.	Control Limits
7440-39-3	BARIUM	1	0.987	0.1		99	90 - 110%
7440-42-8	BORON	1	0.979	0.1		98	90 - 110%
7440-70-2	CALCIUM	50	47.7	1		95	90 - 110%
7440-47-3	CHROMIUM	1	0.965	0.01		96	90 - 110%
7440-50-8	COPPER	1	0.973	0.01		97	90 - 110%
7439-89-6	IRON	20	18.8	0.1		94	90 - 110%
7439-95-4	MAGNESIUM	50	48.1	1		96	90 - 110%
7439-96-5	MANGANESE	1	0.938	0.01		94	90 - 110%
7440-09-7	POTASSIUM	50	49.3	1		99	90 - 110%
7440-23-5	SODIUM	50	47.6	1		95	90 - 110%

Data Package ID: *IT0809093-1*

ICP Metals

Method SW6010
Calibration Verifications

Lab Name: **Paragon Analytics**
Work Order Number: 0809093
Client Name: URS
ClientProject ID: Prather Phase 1 Investigation

Lab ID: CCV8
QC Type: Continuing Calibration
File Name: 080917A.

Run ID: IT080917-2A2
Date Analyzed: 09/17/2008
Time Analyzed: 13:55
Result Units: MG/L

CASNO	Target Analyte	Spike Added	Result	Reporting Limit	Result Qualifier	% Rec.	Control Limits
7440-39-3	BARIUM	1	0.988	0.1		99	90 - 110%
7440-42-8	BORON	1	0.979	0.1		98	90 - 110%
7440-70-2	CALCIUM	50	47.2	1		94	90 - 110%
7440-47-3	CHROMIUM	1	0.96	0.01		96	90 - 110%
7440-50-8	COPPER	1	0.964	0.01		96	90 - 110%
7439-89-6	IRON	20	18.5	0.1		93	90 - 110%
7439-95-4	MAGNESIUM	50	47.7	1		95	90 - 110%
7439-96-5	MANGANESE	1	0.927	0.01		93	90 - 110%
7440-09-7	POTASSIUM	50	48.8	1		98	90 - 110%
7440-23-5	SODIUM	50	46.9	1		94	90 - 110%

Data Package ID: *IT0809093-1*

ICP Metals

Method SW6010
Calibration Verifications

Lab Name: **Paragon Analytics**
Work Order Number: 0809093
Client Name: URS
ClientProject ID: Prather Phase 1 Investigation

Lab ID: CCV9
QC Type: Continuing Calibration
File Name: 080917A.

Run ID: IT080917-2A2
Date Analyzed: 09/17/2008
Time Analyzed: 14:20
Result Units: MG/L

CASNO	Target Analyte	Spike Added	Result	Reporting Limit	Result Qualifier	% Rec.	Control Limits
7440-39-3	BARIUM	1	0.979	0.1		98	90 - 110%
7440-42-8	BORON	1	0.967	0.1		97	90 - 110%
7440-70-2	CALCIUM	50	46.6	1		93	90 - 110%
7440-47-3	CHROMIUM	1	0.95	0.01		95	90 - 110%
7440-50-8	COPPER	1	0.958	0.01		96	90 - 110%
7439-89-6	IRON	20	18.7	0.1		94	90 - 110%
7439-95-4	MAGNESIUM	50	47.2	1		94	90 - 110%
7439-96-5	MANGANESE	1	0.916	0.01		92	90 - 110%
7440-09-7	POTASSIUM	50	48.5	1		97	90 - 110%
7440-23-5	SODIUM	50	47.6	1		95	90 - 110%

Data Package ID: *IT0809093-1*

ICP Metals

Method SW6010
Calibration Verifications

Lab Name: **Paragon Analytics**
Work Order Number: 0809093
Client Name: URS
ClientProject ID: Prather Phase 1 Investigation

Lab ID: CCV10
QC Type: Continuing Calibration

File Name: 080917A.

Run ID: IT080917-2A2
Date Analyzed: 09/17/2008
Time Analyzed: 14:45
Result Units: MG/L

CASNO	Target Analyte	Spike Added	Result	Reporting Limit	Result Qualifier	% Rec.	Control Limits
7440-39-3	BARIUM	1	1.01	0.1		101	90 - 110%
7440-42-8	BORON	1	0.98	0.1		98	90 - 110%
7440-70-2	CALCIUM	50	48.6	1		97	90 - 110%
7440-47-3	CHROMIUM	1	0.957	0.01		96	90 - 110%
7440-50-8	COPPER	1	0.972	0.01		97	90 - 110%
7439-89-6	IRON	20	19	0.1		95	90 - 110%
7439-95-4	MAGNESIUM	50	48.7	1		97	90 - 110%
7439-96-5	MANGANESE	1	0.919	0.01		92	90 - 110%
7440-09-7	POTASSIUM	50	51.8	1		104	90 - 110%
7440-23-5	SODIUM	50	49.5	1		99	90 - 110%

Data Package ID: *IT0809093-1*

ICP Metals

Method SW6010
Calibration Verifications

Lab Name: **Paragon Analytics**
Work Order Number: 0809093
Client Name: URS
ClientProject ID: Prather Phase 1 Investigation

Lab ID: CCV11
QC Type: Continuing Calibration

File Name: 080917A.

Run ID: IT080917-2A2
Date Analyzed: 09/17/2008
Time Analyzed: 15:11
Result Units: MG/L

CASNO	Target Analyte	Spike Added	Result	Reporting Limit	Result Qualifier	% Rec.	Control Limits
7440-39-3	BARIUM	1	1.01	0.1		101	90 - 110%
7440-42-8	BORON	1	1	0.1		100	90 - 110%
7440-70-2	CALCIUM	50	50.3	1		101	90 - 110%
7440-47-3	CHROMIUM	1	0.986	0.01		99	90 - 110%
7440-50-8	COPPER	1	0.973	0.01		97	90 - 110%
7439-89-6	IRON	20	19.4	0.1		97	90 - 110%
7439-95-4	MAGNESIUM	50	49.5	1		99	90 - 110%
7439-96-5	MANGANESE	1	0.938	0.01		94	90 - 110%
7440-09-7	POTASSIUM	50	51.8	1		104	90 - 110%
7440-23-5	SODIUM	50	49.8	1		100	90 - 110%

Data Package ID: *IT0809093-1*

ICP Metals

Method SW6010
Calibration Verifications

Lab Name: **Paragon Analytics**
Work Order Number: 0809093
Client Name: URS
ClientProject ID: Prather Phase 1 Investigation

Lab ID: CCV12
QC Type: Continuing Calibration
File Name: 080917A.

Run ID: IT080917-2A2
Date Analyzed: 09/17/2008
Time Analyzed: 15:23
Result Units: MG/L

CASNO	Target Analyte	Spike Added	Result	Reporting Limit	Result Qualifier	% Rec.	Control Limits
7440-39-3	BARIUM	1	0.987	0.1		99	90 - 110%
7440-42-8	BORON	1	0.966	0.1		97	90 - 110%
7440-70-2	CALCIUM	50	48.6	1		97	90 - 110%
7440-47-3	CHROMIUM	1	0.953	0.01		95	90 - 110%
7440-50-8	COPPER	1	0.946	0.01		95	90 - 110%
7439-89-6	IRON	20	18.7	0.1		94	90 - 110%
7439-95-4	MAGNESIUM	50	48	1		96	90 - 110%
7439-96-5	MANGANESE	1	0.908	0.01		91	90 - 110%
7440-09-7	POTASSIUM	50	50.8	1		102	90 - 110%
7440-23-5	SODIUM	50	48.9	1		98	90 - 110%

Data Package ID: *IT0809093-1*

ICP Metals

Method SW6010
Calibration Blanks

Lab Name: **Paragon Analytics**
Work Order Number: 0809093
Client Name: URS
ClientProject ID: Prather Phase 1 Investigation

Lab ID: ICB
QC Type: Initial Calibration

Run ID: IT080917-2A2
Date Analyzed: 09/17/2008
Time Analyzed: 11:05:00 AM
Result Units: MG/L

CASNO	Target Analyte	Result	Reporting Limit	Result Qualifier
7440-39-3	BARIUM	0.1	0.1	U
7440-42-8	BORON	0.1	0.1	U
7440-70-2	CALCIUM	-0.0619	1	B
7440-47-3	CHROMIUM	-0.000974	0.01	B
7440-50-8	COPPER	-0.00136	0.01	B
7439-89-6	IRON	-0.00742	0.1	B
7439-95-4	MAGNESIUM	-0.036	1	B
7439-96-5	MANGANESE	0.01	0.01	U
7440-09-7	POTASSIUM	0.128	1	B
7440-23-5	SODIUM	0.156	1	B

Data Package ID: *IT0809093-1*

ICP Metals

Method SW6010
Calibration Blanks

Lab Name: **Paragon Analytics**
Work Order Number: 0809093
Client Name: URS
ClientProject ID: Prather Phase 1 Investigation

Lab ID: CCB1
QC Type: Continuing Calibration

Run ID: IT080917-2A2
Date Analyzed: 09/17/2008
Time Analyzed: 11:17:00 AM
Result Units: MG/L

CASNO	Target Analyte	Result	Reporting Limit	Result Qualifier
7440-39-3	BARIUM	0.1	0.1	U
7440-42-8	BORON	0.1	0.1	U
7440-70-2	CALCIUM	-0.0568	1	B
7440-47-3	CHROMIUM	0.01	0.01	U
7440-50-8	COPPER	0.01	0.01	U
7439-89-6	IRON	-0.00476	0.1	B
7439-95-4	MAGNESIUM	-0.0205	1	B
7439-96-5	MANGANESE	0.000286	0.01	B
7440-09-7	POTASSIUM	0.145	1	B
7440-23-5	SODIUM	0.158	1	B

Data Package ID: *IT0809093-1*

ICP Metals

Method SW6010
Calibration Blanks

Lab Name: **Paragon Analytics**
Work Order Number: 0809093
Client Name: URS
ClientProject ID: Prather Phase 1 Investigation

Lab ID: CCB2
QC Type: Continuing Calibration

Run ID: IT080917-2A2
Date Analyzed: 09/17/2008
Time Analyzed: 11:42:00 AM
Result Units: MG/L

CASNO	Target Analyte	Result	Reporting Limit	Result Qualifier
7440-39-3	BARIUM	0.1	0.1	U
7440-42-8	BORON	-0.00317	0.1	B
7440-70-2	CALCIUM	-0.058	1	B
7440-47-3	CHROMIUM	0.01	0.01	U
7440-50-8	COPPER	-0.00189	0.01	B
7439-89-6	IRON	-0.00559	0.1	B
7439-95-4	MAGNESIUM	-0.0227	1	B
7439-96-5	MANGANESE	0.000253	0.01	B
7440-09-7	POTASSIUM	0.176	1	B
7440-23-5	SODIUM	0.166	1	B

Data Package ID: *IT0809093-1*

ICP Metals

Method SW6010
Calibration Blanks

Lab Name: **Paragon Analytics**
Work Order Number: 0809093
Client Name: URS
ClientProject ID: Prather Phase 1 Investigation

Lab ID: CCB3
QC Type: Continuing Calibration

Run ID: IT080917-2A2
Date Analyzed: 09/17/2008
Time Analyzed: 12:07:00 PM
Result Units: MG/L

CASNO	Target Analyte	Result	Reporting Limit	Result Qualifier
7440-39-3	BARIUM	0.1	0.1	U
7440-42-8	BORON	-0.00286	0.1	B
7440-70-2	CALCIUM	-0.0597	1	B
7440-47-3	CHROMIUM	0.01	0.01	U
7440-50-8	COPPER	0.01	0.01	U
7439-89-6	IRON	-0.00694	0.1	B
7439-95-4	MAGNESIUM	-0.0296	1	B
7439-96-5	MANGANESE	0.01	0.01	U
7440-09-7	POTASSIUM	0.171	1	B
7440-23-5	SODIUM	0.161	1	B

Data Package ID: *IT0809093-1*

ICP Metals

Method SW6010
Calibration Blanks

Lab Name: **Paragon Analytics**
Work Order Number: 0809093
Client Name: URS
ClientProject ID: Prather Phase 1 Investigation

Lab ID: CCB4
QC Type: Continuing Calibration

Run ID: IT080917-2A2
Date Analyzed: 09/17/2008
Time Analyzed: 12:34:00 PM
Result Units: MG/L

CASNO	Target Analyte	Result	Reporting Limit	Result Qualifier
7440-39-3	BARIUM	0.1	0.1	U
7440-42-8	BORON	-0.00252	0.1	B
7440-70-2	CALCIUM	-0.0575	1	B
7440-47-3	CHROMIUM	0.01	0.01	U
7440-50-8	COPPER	0.01	0.01	U
7439-89-6	IRON	-0.00528	0.1	B
7439-95-4	MAGNESIUM	-0.0246	1	B
7439-96-5	MANGANESE	0.000221	0.01	B
7440-09-7	POTASSIUM	0.119	1	B
7440-23-5	SODIUM	0.166	1	B

Data Package ID: *IT0809093-1*

ICP Metals

Method SW6010
Calibration Blanks

Lab Name: **Paragon Analytics**
Work Order Number: 0809093
Client Name: URS
ClientProject ID: Prather Phase 1 Investigation

Lab ID: CCB5
QC Type: Continuing Calibration

Run ID: IT080917-2A2
Date Analyzed: 09/17/2008
Time Analyzed: 1:00:00 PM
Result Units: MG/L

CASNO	Target Analyte	Result	Reporting Limit	Result Qualifier
7440-39-3	BARIUM	0.1	0.1	U
7440-42-8	BORON	-0.00271	0.1	B
7440-70-2	CALCIUM	-0.0564	1	B
7440-47-3	CHROMIUM	0.000982	0.01	B
7440-50-8	COPPER	0.01	0.01	U
7439-89-6	IRON	-0.00502	0.1	B
7439-95-4	MAGNESIUM	-0.0196	1	B
7439-96-5	MANGANESE	0.000318	0.01	B
7440-09-7	POTASSIUM	0.147	1	B
7440-23-5	SODIUM	0.17	1	B

Data Package ID: *IT0809093-1*

ICP Metals

Method SW6010
Calibration Blanks

Lab Name: **Paragon Analytics**
Work Order Number: 0809093
Client Name: URS
ClientProject ID: Prather Phase 1 Investigation

Lab ID: CCB7
QC Type: Continuing Calibration

Run ID: IT080917-2A2
Date Analyzed: 09/17/2008
Time Analyzed: 1:33:00 PM
Result Units: MG/L

CASNO	Target Analyte	Result	Reporting Limit	Result Qualifier
7440-39-3	BARIUM	0.1	0.1	U
7440-42-8	BORON	0.1	0.1	U
7440-70-2	CALCIUM	-0.056	1	B
7440-47-3	CHROMIUM	0.01	0.01	U
7440-50-8	COPPER	0.01	0.01	U
7439-89-6	IRON	-0.0055	0.1	B
7439-95-4	MAGNESIUM	-0.0196	1	B
7439-96-5	MANGANESE	0.000416	0.01	B
7440-09-7	POTASSIUM	0.142	1	B
7440-23-5	SODIUM	0.18	1	B

Data Package ID: *IT0809093-1*

ICP Metals

Method SW6010
Calibration Blanks

Lab Name: **Paragon Analytics**
Work Order Number: 0809093
Client Name: URS
ClientProject ID: Prather Phase 1 Investigation

Lab ID: CCB8
QC Type: Continuing Calibration

Run ID: IT080917-2A2
Date Analyzed: 09/17/2008
Time Analyzed: 1:58:00 PM
Result Units: MG/L

CASNO	Target Analyte	Result	Reporting Limit	Result Qualifier
7440-39-3	BARIUM	0.1	0.1	U
7440-42-8	BORON	0.1	0.1	U
7440-70-2	CALCIUM	-0.0571	1	B
7440-47-3	CHROMIUM	0.01	0.01	U
7440-50-8	COPPER	0.01	0.01	U
7439-89-6	IRON	-0.00581	0.1	B
7439-95-4	MAGNESIUM	-0.0201	1	B
7439-96-5	MANGANESE	0.000286	0.01	B
7440-09-7	POTASSIUM	0.186	1	B
7440-23-5	SODIUM	0.187	1	B

Data Package ID: *IT0809093-1*

ICP Metals

Method SW6010
Calibration Blanks

Lab Name: **Paragon Analytics**
Work Order Number: 0809093
Client Name: URS
ClientProject ID: Prather Phase 1 Investigation

Lab ID: CCB9
QC Type: Continuing Calibration

Run ID: IT080917-2A2
Date Analyzed: 09/17/2008
Time Analyzed: 2:22:00 PM
Result Units: MG/L

CASNO	Target Analyte	Result	Reporting Limit	Result Qualifier
7440-39-3	BARIUM	0.1	0.1	U
7440-42-8	BORON	-0.00329	0.1	B
7440-70-2	CALCIUM	-0.0571	1	B
7440-47-3	CHROMIUM	0.01	0.01	U
7440-50-8	COPPER	0.01	0.01	U
7439-89-6	IRON	-0.00549	0.1	B
7439-95-4	MAGNESIUM	-0.0196	1	B
7439-96-5	MANGANESE	0.000351	0.01	B
7440-09-7	POTASSIUM	0.15	1	B
7440-23-5	SODIUM	0.186	1	B

Data Package ID: *IT0809093-1*

ICP Metals

Method SW6010
Calibration Blanks

Lab Name: **Paragon Analytics**
Work Order Number: 0809093
Client Name: URS
ClientProject ID: Prather Phase 1 Investigation

Lab ID: CCB10
QC Type: Continuing Calibration

Run ID: IT080917-2A2
Date Analyzed: 09/17/2008
Time Analyzed: 2:47:00 PM
Result Units: MG/L

CASNO	Target Analyte	Result	Reporting Limit	Result Qualifier
7440-39-3	BARIUM	0.1	0.1	U
7440-42-8	BORON	-0.00271	0.1	B
7440-70-2	CALCIUM	-0.0575	1	B
7440-47-3	CHROMIUM	0.01	0.01	U
7440-50-8	COPPER	-0.00166	0.01	B
7439-89-6	IRON	-0.00568	0.1	B
7439-95-4	MAGNESIUM	-0.0236	1	B
7439-96-5	MANGANESE	0.000221	0.01	B
7440-09-7	POTASSIUM	0.127	1	B
7440-23-5	SODIUM	0.174	1	B

Data Package ID: *IT0809093-1*

ICP Metals

Method SW6010
Calibration Blanks

Lab Name: **Paragon Analytics**
Work Order Number: 0809093
Client Name: URS
ClientProject ID: Prather Phase 1 Investigation

Lab ID: CCB11
QC Type: Continuing Calibration

Run ID: IT080917-2A2
Date Analyzed: 09/17/2008
Time Analyzed: 3:14:00 PM
Result Units: MG/L

CASNO	Target Analyte	Result	Reporting Limit	Result Qualifier
7440-39-3	BARIUM	0.1	0.1	U
7440-42-8	BORON	-0.00201	0.1	B
7440-70-2	CALCIUM	-0.0547	1	B
7440-47-3	CHROMIUM	0.01	0.01	U
7440-50-8	COPPER	-0.00132	0.01	B
7439-89-6	IRON	-0.00469	0.1	B
7439-95-4	MAGNESIUM	-0.0182	1	B
7439-96-5	MANGANESE	0.000286	0.01	B
7440-09-7	POTASSIUM	0.233	1	B
7440-23-5	SODIUM	0.174	1	B

Data Package ID: *IT0809093-1*

ICP Metals

Method SW6010
Calibration Blanks

Lab Name: **Paragon Analytics**
Work Order Number: 0809093
Client Name: URS
ClientProject ID: Prather Phase 1 Investigation

Lab ID: CCB12
QC Type: Continuing Calibration

Run ID: IT080917-2A2
Date Analyzed: 09/17/2008
Time Analyzed: 3:25:00 PM
Result Units: MG/L

CASNO	Target Analyte	Result	Reporting Limit	Result Qualifier
7440-39-3	BARIUM	0.1	0.1	U
7440-42-8	BORON	-0.00213	0.1	B
7440-70-2	CALCIUM	-0.0566	1	B
7440-47-3	CHROMIUM	0.000549	0.01	B
7440-50-8	COPPER	-0.00137	0.01	B
7439-89-6	IRON	-0.00496	0.1	B
7439-95-4	MAGNESIUM	-0.0194	1	B
7439-96-5	MANGANESE	0.000253	0.01	B
7440-09-7	POTASSIUM	0.135	1	B
7440-23-5	SODIUM	0.164	1	B

Data Package ID: *IT0809093-1*

ICP Metals

Method SW6010

ICP Interference Check Sample

Lab Name: **Paragon Analytics**
Work Order Number: 0809093
Client Name: URS
ClientProject ID: Prather Phase 1 Investigation

Run ID: IT080917-2A2
Date Analyzed: 09/17/2008
Result Units: MG/L

CASNO	Target Analyte	Spike Added		Results		% Rec.
		ICSA1	ICSAB1	ICSA1	ICSAB1	
7440-39-3	BARIUM		0.5		0.49200	98
7440-42-8	BORON		1		0.979	98
7440-70-2	CALCIUM	250	250	250	254	102
7440-47-3	CHROMIUM		0.5		0.45	90
7440-50-8	COPPER		0.5		0.51300	103
7439-89-6	IRON	100	100	99.6	101	101
7439-95-4	MAGNESIUM	250	250	254	257	103
7439-96-5	MANGANESE		0.5		0.478	96
7440-09-7	POTASSIUM					
7440-23-5	SODIUM					

Data Package ID: *IT0809093-1*

ICP Metals

Method SW6010

ICP Interference Check Sample

Lab Name: **Paragon Analytics**
Work Order Number: 0809093
Client Name: URS
ClientProject ID: Prather Phase 1 Investigation

Run ID: IT080917-2A2
Date Analyzed: 09/17/2008
Result Units: MG/L

CASNO	Target Analyte	Spike Added		Results		% Rec.
		ICSA2	ICSAB2	ICSA2	ICSAB2	
7440-39-3	BARIUM		0.5		0.50400	101
7440-42-8	BORON		1		0.98600	99
7440-70-2	CALCIUM	250	250	243	259	104
7440-47-3	CHROMIUM		0.5		0.45600	91
7440-50-8	COPPER		0.5		0.49300	99
7439-89-6	IRON	100	100	93.5	98.6	99
7439-95-4	MAGNESIUM	250	250	244	254	102
7439-96-5	MANGANESE		0.5		0.45600	91
7440-09-7	POTASSIUM					
7440-23-5	SODIUM					

Data Package ID: *IT0809093-1*

Metals Linear Ranges

Lab Name: **Paragon Analytics**
Work Order Number: 0809093
Client Name: URS
ClientProject ID: Prather Phase 1 Investigation

Instrument ID: ICPTrace2
Active Date: 07/26/2008
Expiration Date: 10/15/2008

CASNO	Target Analyte	Concentration (ppm)
7440-38-2	ARSENIC	5
7440-39-3	BARIUM	10
7440-42-8	BORON	10
7440-43-9	CADMIUM	5
7440-70-2	CALCIUM	500
7440-47-3	CHROMIUM	10
7440-50-8	COPPER	10
7439-89-6	IRON	200
7439-92-1	LEAD	10
7439-95-4	MAGNESIUM	500
7439-96-5	MANGANESE	10
7440-09-7	POTASSIUM	250
7782-49-2	SELENIUM	5
7440-22-4	SILVER	2
7440-23-5	SODIUM	250

ICP Interelement Correction Factors

Lab Name: **Paragon Analytics**
Work Order Number: 0809093
Client Name: URS
ClientProject ID: Prather Phase 1 Investigation

Instrument ID: ICPTrace2
Active Date: 6/5/2008
Expiration Date: 6/5/2009

Analyte	Lamda (nm)	Al	Sb	As	Ba	Be	Cd	Ca	Cr	Co	Cu	Fe	Pb	Mg	Mn	Ni	Th
CADMIUM				0.0010893													
CHROMIUM																	
COPPER																	
LEAD		0.0001638										0.0000375	-0.002449				
MAGNESIUM																	
SELENIUM		-1.43E-05										-0.000123			0.001152		
SILVER																	

ICP Interelement Correction Factors

Lab Name: **Paragon Analytics**
Work Order Number: 0809093
Client Name: URS
ClientProject ID: Prather Phase 1 Investigation

Instrument ID: ICPTrace2
Active Date: 6/5/2008
Expiration Date: 6/5/2009

Analyte	Lamda (nm)	K	Se	Ag	Na	Tl	V	Zn	Sn	Ti	Mo	Li	Sr	B	Si	U	Zr
CADMIUM																	
CHROMIUM																0.0005333	
COPPER																0.0005552	
LEAD										0.0055904						0.0012671	
MAGNESIUM																-0.024265	
SELENIUM																-0.00098	
SILVER																0.0006982	0.0038966

ICPTrace2 Run Log -- 9/17/2008

Instrument ID: ICPTrace2
File Name: 080917A.
AnalRunID: IT080917-2A1
CalibRefID: IT080917-2A1

Comment	Field ID	Lab ID	DF	Date Analyzed	Time Analyzed
		MIXBHIGH	1	9/17/2008	10:49
		MIXAHIGH	1	9/17/2008	10:51
		MIXCHIGH	1	9/17/2008	10:53
		ICV	1	9/17/2008	11:03
		ICB	1	9/17/2008	11:05
		CRI1	1	9/17/2008	11:08
		ICSA1	1	9/17/2008	11:10
		ICSAB1	1	9/17/2008	11:12
		CCV1	1	9/17/2008	11:14
		CCB1	1	9/17/2008	11:17
+ Ba,K,Na,Sr		0809009-1	100	9/17/2008	11:19
+ Ba,K,Na,Sr		0809009-2	100	9/17/2008	11:21
+ Ba,K,Na,Sr		0809009-3	100	9/17/2008	11:23
		F080915-1MB	1	9/17/2008	11:27
	PS-MW12D	0809093-1	1	9/17/2008	11:29
	PS-MW13D	0809093-2	1	9/17/2008	11:30
	PS-MW07S	0809093-3	1	9/17/2008	11:32
	PS-MW07S Dup	0809093-4	1	9/17/2008	11:34
- S	PS-MW07D	0809093-5	1	9/17/2008	11:36
	PS-MW09S	0809093-6	1	9/17/2008	11:38
		CCV2	1	9/17/2008	11:40
		CCB2	1	9/17/2008	11:42
	PS-MW10S	0809093-7	1	9/17/2008	11:44
	PS-MW10D	0809093-8	1	9/17/2008	11:46
	PS-MW10D	0809093-8SER	5	9/17/2008	11:48
	PS-MW10D	0809093-8MS	1	9/17/2008	11:50
	PS-MW10D	0809093-8MSD	1	9/17/2008	11:52
	PS-MW11S	0809093-9	1	9/17/2008	11:54
		IP080911-2MB	1	9/17/2008	11:56
		IP080911-2LCS	1	9/17/2008	11:58
- S		0808201-1	1	9/17/2008	12:00
- S		0808201-2	1	9/17/2008	12:02
		CCV3	1	9/17/2008	12:04
		CCB3	1	9/17/2008	12:07
- S		0808201-2DUP	1	9/17/2008	12:09

Data Package ID: IT0809093-1

ICPTrace2 Run Log -- 9/17/2008

Instrument ID: ICPTrace2
File Name: 080917A.
AnalRunID: IT080917-2A1
CalibRefID: IT080917-2A1

Comment	Field ID	Lab ID	DF	Date Analyzed	Time Analyzed
- S		0808201-2SER	5	9/17/2008	12:11
- S		0808201-2MS	1	9/17/2008	12:13
- S		0808201-2MSD	1	9/17/2008	12:15
		0808201-3	1	9/17/2008	12:17
		0808201-4	1	9/17/2008	12:19
		0808201-5	1	9/17/2008	12:21
- Na,S		0808201-6	1	9/17/2008	12:23
- Ca,S		0808201-7	1	9/17/2008	12:25
- S		0808201-8	1	9/17/2008	12:27
		CCV4	1	9/17/2008	12:32
		CCB4	1	9/17/2008	12:34
- Ca,Na,S		0808201-9	1	9/17/2008	12:36
- S		0808201-10	1	9/17/2008	12:38
- S		0808201-11	1	9/17/2008	12:40
- Ca,S		0808201-12	1	9/17/2008	12:42
- Ca,Mn,Na,S,Se,Tl		0808201-13	1	9/17/2008	12:44
- S		0808201-14	1	9/17/2008	12:46
- S		0808201-15	1	9/17/2008	12:48
- S		0808201-16	1	9/17/2008	12:50
- S		0808201-17	1	9/17/2008	12:52
- S		0808201-18	1	9/17/2008	12:54
		CCV5	1	9/17/2008	12:58
		CCB5	1	9/17/2008	13:00
		0808201-19	1	9/17/2008	13:02
		0808201-20	1	9/17/2008	13:04
		IP080912-1MB	1	9/17/2008	13:06
		IP080912-1LCS	1	9/17/2008	13:08
		0808201-21	1	9/17/2008	13:10
		0808201-21DUP	1	9/17/2008	13:12
		0808201-21SER	5	9/17/2008	13:14
		0808201-21MS	1	9/17/2008	13:16
		0808201-21MSD	1	9/17/2008	13:18
		0808201-22	1	9/17/2008	13:20
		CCV6	1	9/17/2008	13:22
		CCB6	1	9/17/2008	13:24

Data Package ID: IT0809093-1

ICPTrace2 Run Log -- 9/17/2008

Instrument ID: ICPTrace2
File Name: 080917A.
AnalRunID: IT080917-2A1
CalibRefID: IT080917-2A1

Comment	Field ID	Lab ID	DF	Date Analyzed	Time Analyzed
		0808201-23	1	9/17/2008	13:26
		0808201-24	1	9/17/2008	13:28
		CCV7	1	9/17/2008	13:31
		CCB7	1	9/17/2008	13:33
- S		0808201-19	1	9/17/2008	13:36
- S		0808201-20	1	9/17/2008	13:37
		IP080912-1MB	1	9/17/2008	13:39
		IP080912-1LCS	1	9/17/2008	13:41
- Ca,S		0808201-21	1	9/17/2008	13:43
- Ca,S		0808201-21DUP	1	9/17/2008	13:45
- Ca,S		0808201-21SER	5	9/17/2008	13:47
- Ca,S		0808201-21MS	1	9/17/2008	13:49
- Ca,S		0808201-21MSD	1	9/17/2008	13:51
- Ca,Na,S		0808201-22	1	9/17/2008	13:53
		CCV8	1	9/17/2008	13:55
		CCB8	1	9/17/2008	13:58
- Ca,Mn,Na,S,Se,Tl		0808201-23	1	9/17/2008	14:00
- Ca,Mn,S,Se,Tl		0808201-24	1	9/17/2008	14:02
- Ca,Na,S		0808201-25	1	9/17/2008	14:04
- S		0808201-26	1	9/17/2008	14:06
- Ca,S		0808201-27	1	9/17/2008	14:08
		0808201-28	1	9/17/2008	14:10
- Ca,Mg,Na,S,Th,Zn		0808201-29	1	9/17/2008	14:12
- S		0808201-30	1	9/17/2008	14:14
- Ca,Na,S		0808201-31	1	9/17/2008	14:15
- S		0808201-32	1	9/17/2008	14:17
		CCV9	1	9/17/2008	14:20
		CCB9	1	9/17/2008	14:22
- S		0808201-33	1	9/17/2008	14:24
		0808201-34	1	9/17/2008	14:26
		0808201-35	1	9/17/2008	14:28
- Ca,Na,S		0808201-36	1	9/17/2008	14:30
		0808201-37	1	9/17/2008	14:32
- S		0808201-38	1	9/17/2008	14:34
- Ca,Mn,S,Se,Tl		0808201-39	1	9/17/2008	14:36

Data Package ID: IT0809093-1

ICPTrace2 Run Log -- 9/17/2008

Instrument ID: ICPTrace2
File Name: 080917A.
AnalRunID: IT080917-2A1
CalibRefID: IT080917-2A1

Comment	Field ID	Lab ID	DF	Date Analyzed	Time Analyzed
- S		0808201-40	1	9/17/2008	14:38
		F080909-1MB	1	9/17/2008	14:41
		F080909-1LCS	1	9/17/2008	14:43
		CCV10	1	9/17/2008	14:45
		CCB10	1	9/17/2008	14:47
		0808149-6	1	9/17/2008	14:49
		0808149-7	1	9/17/2008	14:51
- Ca,S		0808200-1	1	9/17/2008	14:53
- Ca,S		0808200-1DUP	1	9/17/2008	14:55
- Ca,S		0808200-1SER	5	9/17/2008	14:57
- Ca,S		0808200-1MS	1	9/17/2008	14:59
- Ca,S		0808200-1MSD	1	9/17/2008	15:01
		0808200-2	1	9/17/2008	15:03
- Ca,S		0808200-3	1	9/17/2008	15:05
		0808200-4	1	9/17/2008	15:07
		CCV11	1	9/17/2008	15:11
		CCB11	1	9/17/2008	15:14
		CRI2	1	9/17/2008	15:16
		ICSA2	1	9/17/2008	15:18
		ICSAB2	1	9/17/2008	15:20
		CCV12	1	9/17/2008	15:23
		CCB12	1	9/17/2008	15:25
- Ca,Mg,Na,S,Th,Zn		0808200-5	1	9/17/2008	15:27
		0808200-6	1	9/17/2008	15:29
- S		0808201-41	1	9/17/2008	15:31
- S		0808201-41DUP	1	9/17/2008	15:33
- S		0808201-41SER	5	9/17/2008	15:35
- S		0808201-41MS	1	9/17/2008	15:37
- S		0808201-41MSD	1	9/17/2008	15:39
+ Fe		0808211-11	1	9/17/2008	15:41
+ Sb		IP080910-3MB	1	9/17/2008	15:43
+ Sb		IP080910-3LCS	1	9/17/2008	15:45
		CCV13	1	9/17/2008	15:47
		CCB13	1	9/17/2008	15:49
+ Sb		0808126-2	1	9/17/2008	15:52

Data Package ID: IT0809093-1

ICPTrace2 Run Log -- 9/17/2008

Instrument ID: ICPTrace2
File Name: 080917A.
AnalRunID: IT080917-2A1
CalibRefID: IT080917-2A1

Comment	Field ID	Lab ID	DF	Date Analyzed	Time Analyzed
+ Sb		0808126-2DUP	1	9/17/2008	15:54
+ Sb		0808126-2SER	5	9/17/2008	15:56
+ Sb		0808126-2MS	1	9/17/2008	15:58
+ Sb		0808126-2MSD	1	9/17/2008	16:00
		IP080916-1MB	1	9/17/2008	16:02
		IP080916-1LCS	1	9/17/2008	16:04
- Ca,Na,S		0808200-7	1	9/17/2008	16:06
- Ca,Na,S		0808200-7DUP	1	9/17/2008	16:08
- Ca,Na,S		0808200-7SER	5	9/17/2008	16:09
		CCV14	1	9/17/2008	16:12
		CCB14	1	9/17/2008	16:23
- Ca,Na,S		0808200-7MS	1	9/17/2008	16:25
- Ca,Na,S		0808200-7MSD	1	9/17/2008	16:26
		0808200-8	1	9/17/2008	16:28
		0808200-9	1	9/17/2008	16:30
		0808200-10	1	9/17/2008	16:32
		0808200-11	1	9/17/2008	16:34
		0808200-12	1	9/17/2008	16:36
		0808200-13	1	9/17/2008	16:38
		0808200-14	1	9/17/2008	16:40
		0808200-15	1	9/17/2008	16:42
		CCV15	1	9/17/2008	16:46
		CCB15	1	9/17/2008	16:50
		0808200-16	1	9/17/2008	16:52
		0808200-17	1	9/17/2008	16:54
- S		0808200-18	1	9/17/2008	16:56
		0808200-19	1	9/17/2008	16:58
		0808200-20	1	9/17/2008	17:00
		0808200-21	1	9/17/2008	17:02
		0808200-22	1	9/17/2008	17:04
- S		0808200-23	1	9/17/2008	17:06
- S		0808200-24	1	9/17/2008	17:08
		0808200-25	1	9/17/2008	17:10
		CCV16	1	9/17/2008	17:12
		CCB16	1	9/17/2008	17:15

Data Package ID: IT0809093-1

ICPTrace2 Run Log -- 9/17/2008

Instrument ID: ICPTrace2
File Name: 080917A.
AnalRunID: IT080917-2A1
CalibRefID: IT080917-2A1

Comment	Field ID	Lab ID	DF	Date Analyzed	Time Analyzed
		0808200-26	1	9/17/2008	17:17
		IP080916-3MB	1	9/17/2008	17:19
		IP080916-3LCS	1	9/17/2008	17:21
- Ca,Mg,Na,S,Th,Zn		0808200-27	1	9/17/2008	17:23
- Ca,Na,S		0808200-27DUP	1	9/17/2008	17:25
- Ca,Mg,Na,S,Th,Zn		0808200-27SER	5	9/17/2008	17:27
- Ca,Mg,Na,S,Th,Zn		0808200-27MS	1	9/17/2008	17:29
- Ca,Mg,Na,S,Th,Zn		0808200-27MSD	1	9/17/2008	17:31
- Ca,S		0808200-28	1	9/17/2008	17:33
		0808200-29	1	9/17/2008	17:35
		CCV17	1	9/17/2008	17:37
		CCB17	1	9/17/2008	17:39
		0808200-30	1	9/17/2008	17:41
		0808200-31	1	9/17/2008	17:43
		0808200-32	1	9/17/2008	17:45
		0808200-33	1	9/17/2008	17:47
		0808200-34	1	9/17/2008	17:49
		0808200-35	1	9/17/2008	17:51
		0808200-36	1	9/17/2008	17:53
		0808200-37	1	9/17/2008	17:55
		0808200-38	1	9/17/2008	17:57
- Ca,Mg,S,Th,Zn		0808200-39	1	9/17/2008	17:59
		CCV18	1	9/17/2008	18:01
		CCB18	1	9/17/2008	18:04
- Ca,Na,S		0808200-40	1	9/17/2008	18:06
- Ca,S		0808200-41	1	9/17/2008	18:08
- Ca,Na,S		0808200-42	1	9/17/2008	18:10
		0808200-43	1	9/17/2008	18:12
		0808200-44	1	9/17/2008	18:14
		0808200-45	1	9/17/2008	18:16
		0808200-46	1	9/17/2008	18:18
+ Na,S		0808201-6	10	9/17/2008	18:20
+ Ca,S		0808201-7	10	9/17/2008	18:22
+ Ca,Na		0808201-9	10	9/17/2008	18:24
		CCV19	1	9/17/2008	18:28

Data Package ID: IT0809093-1

ICPTrace2 Run Log -- 9/17/2008

Instrument ID: ICPTrace2
File Name: 080917A.
AnalRunID: IT080917-2A1
CalibRefID: IT080917-2A1

Comment	Field ID	Lab ID	DF	Date Analyzed	Time Analyzed
		CCB19	1	9/17/2008	18:31
+ Ca		0808201-12	10	9/17/2008	18:33
+ Ca,Mn,Na,Se,Tl		0808201-13	10	9/17/2008	18:35
+ Ca		0808201-21	10	9/17/2008	18:37
+ Ca		0808201-21DUP	10	9/17/2008	18:39
+ Ca		0808201-21SER	50	9/17/2008	18:41
+ Ca		0808201-21MS	10	9/17/2008	18:43
+ Ca		0808201-21MSD	10	9/17/2008	18:45
+ Ca,Na		0808201-22	10	9/17/2008	18:47
+ Ca,Mn,Na,Se,Tl		0808201-23	10	9/17/2008	18:49
+ Ca,Mn,Se,Tl		0808201-24	10	9/17/2008	18:51
		CCV20	1	9/17/2008	18:55
		CCB20	1	9/17/2008	18:57
+ Ca,Na		0808201-25	10	9/17/2008	19:00
+ Ca,S		0808201-27	10	9/17/2008	19:02
+ Ca,Mg,Na,Th,Zn		0808201-29	10	9/17/2008	19:04
+ Ca,Na		0808201-31	10	9/17/2008	19:06
+ Ca,Na		0808201-36	10	9/17/2008	19:08
+ Ca,Mn,Se,Tl		0808201-39	10	9/17/2008	19:10
+ Ca		0808200-1	10	9/17/2008	19:12
+ Ca		0808200-1DUP	10	9/17/2008	19:14
+ Ca		0808200-1SER	50	9/17/2008	19:16
+ Ca		0808200-1MS	10	9/17/2008	19:18
		CCV21	1	9/17/2008	19:20
		CCB21	1	9/17/2008	19:22
+ Ca		0808200-1MSD	10	9/17/2008	19:24
+ Ca,S		0808200-3	10	9/17/2008	19:26
+ Ca,Mg,Na,Th,Zn		0808200-5	10	9/17/2008	19:28
+ Ca,Na		0808200-7	10	9/17/2008	19:30
+ Ca,Na		0808200-7DUP	10	9/17/2008	19:32
+ Ca,Na		0808200-7SER	50	9/17/2008	19:34
+ Ca,Na		0808200-7MS	10	9/17/2008	19:36
+ Ca,Na		0808200-7MSD	10	9/17/2008	19:38
+ Ca,Mg,Na,Th,Zn		0808200-27	10	9/17/2008	19:40
+ Ca,Na		0808200-27DUP	10	9/17/2008	19:42

Data Package ID: IT0809093-1

ICPTrace2 Run Log -- 9/17/2008

Instrument ID: ICPTrace2
File Name: 080917A.
AnalRunID: IT080917-2A1
CalibRefID: IT080917-2A1

Comment	Field ID	Lab ID	DF	Date Analyzed	Time Analyzed
		CCV22	1	9/17/2008	19:46
		CCB22	1	9/17/2008	19:48
+ Ca,Mg,Na,Th,Zn		0808200-27SER	50	9/17/2008	19:50
+ Ca,Mg,Na,Th,Zn		0808200-27MS	10	9/17/2008	19:52
+ Ca,Mg,Na,Th,Zn		0808200-27MSD	10	9/17/2008	19:54
+ Ca,S		0808200-28	10	9/17/2008	19:56
+ Ca,Mg,Th,Zn		0808200-39	10	9/17/2008	19:58
+ Ca,Na		0808200-40	10	9/17/2008	20:00
+ Ca,S		0808200-41	10	9/17/2008	20:02
+ Ca,Na		0808200-42	10	9/17/2008	20:04
- Ca,S		0808201-21A	1	9/17/2008	20:06
- Ca,S		0808200-1A	1	9/17/2008	20:08
		CCV23	1	9/17/2008	20:11
		CCB23	1	9/17/2008	20:13
- Ca,S		0808200-41A	1	9/17/2008	20:15
- Ca,Na,S		0808200-7A	1	9/17/2008	20:17
- Ca,Mg,Na,S,Th,Zn		0808200-27A	1	9/17/2008	20:19
		IP080917-1MB	1	9/17/2008	20:22
		IP080917-1LCS	1	9/17/2008	20:24
		0809052-1	1	9/17/2008	20:26
		0809052-1DUP	1	9/17/2008	20:28
		0809052-1SER	5	9/17/2008	20:30
		0809052-1MS	1	9/17/2008	20:32
		0809052-1MSD	1	9/17/2008	20:34
		CCV24	1	9/17/2008	20:36
		CCB24	1	9/17/2008	20:38
		CRI3	1	9/17/2008	20:40
		ICSA3	1	9/17/2008	20:42
		ICSAB3	1	9/17/2008	20:45
		CCV25	1	9/17/2008	20:47
		CCB25	1	9/17/2008	20:49

Data Package ID: IT0809093-1

ICPTrace2 Run Log -- 9/17/2008

Instrument ID: ICPTrace2
File Name: 080917A.
AnalRunID: IT080917-2A1
CalibRefID: IT080917-2A1

Start Date: 9/17/2008
End Date: 9/17/2008

Lab ID	DF	Time	AG	AL	AS	B	BA	BE	BI	CA	CD	CO	CR	CU	FE	K	LI	MG	MN	MO	NA	NI	P	PB	S	SB	SE	SI	SN	SR	TH	TI	TL	U	V	ZN	ZR
ICV	1	11:03	X	X	X	X	X	X	X	X	X	X	X	X	X	X	X	X	X	X	X	X	X	X	X	X	X	X	X	X	X	X	X	X	X	X	X
ICB	1	11:05	X	X	X	X	X	X	X	X	X	X	X	X	X	X	X	X	X	X	X	X	X	X	X	X	X	X	X	X	X	X	X	X	X	X	X
CRI1	1	11:08	X	X	X	X	X	X	X	X	X	X	X	X	X	X	X	X	X	X	X	X	X	X	X	X	X	X	X	X	X	X	X	X	X	X	X
ICSA1	1	11:10	X	X	X	X	X	X	X	X	X	X	X	X	X	X	X	X	X	X	X	X	X	X	X	X	X	X	X	X	X	X	X	X	X	X	X
ICSAB1	1	11:12	X	X	X	X	X	X	X	X	X	X	X	X	X	X	X	X	X	X	X	X	X	X	X	X	X	X	X	X	X	X	X	X	X	X	X
CCV1	1	11:14	X	X	X	X	X	X	X	X	X	X	X	X	X	X	X	X	X	X	X	X	X	X	X	X	X	X	X	X	X	X	X	X	X	X	X
CCB1	1	11:17	X	X	X	X	X	X	X	X	X	X	X	X	X	X	X	X	X	X	X	X	X	X	X	X	X	X	X	X	X	X	X	X	X	X	X
0809009-1	100	11:19					X									X					X									X							
0809009-2	100	11:21					X									X					X									X							
0809009-3	100	11:23					X									X					X									X							
F080915-1MB	1	11:27	X	X	X	X	X	X	X	X	X	X	X	X	X	X	X	X	X	X	X	X	X	X	X	X	X	X	X	X	X	X	X	X	X	X	X
0809093-1	1	11:29	X	X	X	X	X	X	X	X	X	X	X	X	X	X	X	X	X	X	X	X	X	X	X	X	X	X	X	X	X	X	X	X	X	X	X
0809093-2	1	11:30	X	X	X	X	X	X	X	X	X	X	X	X	X	X	X	X	X	X	X	X	X	X	X	X	X	X	X	X	X	X	X	X	X	X	X
0809093-3	1	11:32	X	X	X	X	X	X	X	X	X	X	X	X	X	X	X	X	X	X	X	X	X	X	X	X	X	X	X	X	X	X	X	X	X	X	X
0809093-4	1	11:34	X	X	X	X	X	X	X	X	X	X	X	X	X	X	X	X	X	X	X	X	X	X	X	X	X	X	X	X	X	X	X	X	X	X	X
0809093-5	1	11:36	X	X	X	X	X	X	X	X	X	X	X	X	X	X	X	X	X	X	X	X	X	X		X	X	X	X	X	X	X	X	X	X	X	X
0809093-6	1	11:38	X	X	X	X	X	X	X	X	X	X	X	X	X	X	X	X	X	X	X	X	X	X	X	X	X	X	X	X	X	X	X	X	X	X	X
CCV2	1	11:40	X	X	X	X	X	X	X	X	X	X	X	X	X	X	X	X	X	X	X	X	X	X	X	X	X	X	X	X	X	X	X	X	X	X	X
CCB2	1	11:42	X	X	X	X	X	X	X	X	X	X	X	X	X	X	X	X	X	X	X	X	X	X	X	X	X	X	X	X	X	X	X	X	X	X	X
0809093-7	1	11:44	X	X	X	X	X	X	X	X	X	X	X	X	X	X	X	X	X	X	X	X	X	X	X	X	X	X	X	X	X	X	X	X	X	X	X
0809093-8	1	11:46	X	X	X	X	X	X	X	X	X	X	X	X	X	X	X	X	X	X	X	X	X	X	X	X	X	X	X	X	X	X	X	X	X	X	X
0809093-8SER	5	11:48	X	X	X	X	X	X	X	X	X	X	X	X	X	X	X	X	X	X	X	X	X	X	X	X	X	X	X	X	X	X	X	X	X	X	X
0809093-8MS	1	11:50	X	X	X	X	X	X	X	X	X	X	X	X	X	X	X	X	X	X	X	X	X	X	X	X	X	X	X	X	X	X	X	X	X	X	X
0809093-8MSD	1	11:52	X	X	X	X	X	X	X	X	X	X	X	X	X	X	X	X	X	X	X	X	X	X	X	X	X	X	X	X	X	X	X	X	X	X	X
0809093-9	1	11:54	X	X	X	X	X	X	X	X	X	X	X	X	X	X	X	X	X	X	X	X	X	X	X	X	X	X	X	X	X	X	X	X	X	X	X

Data Package ID: IT0809093-1

Paragon Analytics
LIMS Version: 6.193A

Date Printed: Friday, September 19, 2008

ICPTrace2 Run Log -- 9/17/2008

Instrument ID: ICPTrace2
File Name: 080917A.
AnalRunID: IT080917-2A1
CalibRefID: IT080917-2A1

Start Date: 9/17/2008
End Date: 9/17/2008

Lab ID	DF	Time	AG	AL	AS	B	BA	BE	BI	CA	CD	CO	CR	CU	FE	K	LI	MG	MN	MO	NA	NI	P	PB	S	SB	SE	SI	SN	SR	TH	TI	TL	U	V	ZN	ZR
IP080911-2MB	1	11:56	X	X	X	X	X	X	X	X	X	X	X	X	X	X	X	X	X	X	X	X	X	X	X	X	X	X	X	X	X	X	X	X	X	X	X
IP080911-2LCS	1	11:58	X	X	X	X	X	X	X	X	X	X	X	X	X	X	X	X	X	X	X	X	X	X	X	X	X	X	X	X	X	X	X	X	X	X	X
0808201-1	1	12:00	X	X	X	X	X	X	X	X	X	X	X	X	X	X	X	X	X	X	X	X	X	X		X	X	X	X	X	X	X	X	X	X	X	X
0808201-2	1	12:02	X	X	X	X	X	X	X	X	X	X	X	X	X	X	X	X	X	X	X	X	X	X		X	X	X	X	X	X	X	X	X	X	X	X
CCV3	1	12:04	X	X	X	X	X	X	X	X	X	X	X	X	X	X	X	X	X	X	X	X	X	X	X	X	X	X	X	X	X	X	X	X	X	X	X
CCB3	1	12:07	X	X	X	X	X	X	X	X	X	X	X	X	X	X	X	X	X	X	X	X	X	X	X	X	X	X	X	X	X	X	X	X	X	X	X
0808201-2DUP	1	12:09	X	X	X	X	X	X	X	X	X	X	X	X	X	X	X	X	X	X	X	X	X	X		X	X	X	X	X	X	X	X	X	X	X	X
0808201-2SER	5	12:11	X	X	X	X	X	X	X	X	X	X	X	X	X	X	X	X	X	X	X	X	X	X		X	X	X	X	X	X	X	X	X	X	X	X
0808201-2MS	1	12:13	X	X	X	X	X	X	X	X	X	X	X	X	X	X	X	X	X	X	X	X	X	X		X	X	X	X	X	X	X	X	X	X	X	X
0808201-2MSD	1	12:15	X	X	X	X	X	X	X	X	X	X	X	X	X	X	X	X	X	X	X	X	X	X		X	X	X	X	X	X	X	X	X	X	X	X
0808201-3	1	12:17	X	X	X	X	X	X	X	X	X	X	X	X	X	X	X	X	X	X	X	X	X	X	X	X	X	X	X	X	X	X	X	X	X	X	X
0808201-4	1	12:19	X	X	X	X	X	X	X	X	X	X	X	X	X	X	X	X	X	X	X	X	X	X	X	X	X	X	X	X	X	X	X	X	X	X	X
0808201-5	1	12:21	X	X	X	X	X	X	X	X	X	X	X	X	X	X	X	X	X	X	X	X	X	X	X	X	X	X	X	X	X	X	X	X	X	X	X
0808201-6	1	12:23	X	X	X	X	X	X	X	X	X	X	X	X	X	X	X	X	X	X		X	X	X		X	X	X	X	X	X	X	X	X	X	X	X
0808201-7	1	12:25	X	X	X	X	X	X	X		X	X	X	X	X	X	X	X	X	X	X	X	X	X		X	X	X	X	X	X	X	X	X	X	X	X
0808201-8	1	12:27	X	X	X	X	X	X	X	X	X	X	X	X	X	X	X	X	X	X	X	X	X	X		X	X	X	X	X	X	X	X	X	X	X	X
CCV4	1	12:32	X	X	X	X	X	X	X	X	X	X	X	X	X	X	X	X	X	X	X	X	X	X	X	X	X	X	X	X	X	X	X	X	X	X	X
CCB4	1	12:34	X	X	X	X	X	X	X	X	X	X	X	X	X	X	X	X	X	X	X	X	X	X	X	X	X	X	X	X	X	X	X	X	X	X	X
0808201-9	1	12:36	X	X	X	X	X	X	X		X	X	X	X	X	X	X	X	X	X		X	X	X		X	X	X	X	X	X	X	X	X	X	X	X
0808201-10	1	12:38	X	X	X	X	X	X	X	X	X	X	X	X	X	X	X	X	X	X	X	X	X	X		X	X	X	X	X	X	X	X	X	X	X	X
0808201-11	1	12:40	X	X	X	X	X	X	X	X	X	X	X	X	X	X	X	X	X	X	X	X	X	X		X	X	X	X	X	X	X	X	X	X	X	X
0808201-12	1	12:42	X	X	X	X	X	X	X		X	X	X	X	X	X	X	X	X	X	X	X	X	X		X	X	X	X	X	X	X	X	X	X	X	X
0808201-13	1	12:44	X	X	X	X	X	X	X		X	X	X	X	X	X	X	X		X		X	X	X		X		X	X	X	X	X		X	X	X	X
0808201-14	1	12:46	X	X	X	X	X	X	X	X	X	X	X	X	X	X	X	X	X	X	X	X	X	X		X	X	X	X	X	X	X	X	X	X	X	X
0808201-15	1	12:48	X	X	X	X	X	X	X	X	X	X	X	X	X	X	X	X	X	X	X	X	X	X		X	X	X	X	X	X	X	X	X	X	X	X

Data Package ID: IT0809093-1

ICPTrace2 Run Log -- 9/17/2008

Instrument ID: ICPTrace2
File Name: 080917A.
AnalRunID: IT080917-2A1
CalibRefID: IT080917-2A1

Start Date: 9/17/2008
End Date: 9/17/2008

Lab ID	DF	Time	AG	AL	AS	B	BA	BE	BI	CA	CD	CO	CR	CU	FE	K	LI	MG	MN	MO	NA	NI	P	PB	S	SB	SE	SI	SN	SR	TH	TI	TL	U	V	ZN	ZR
0808201-16	1	12:50	X	X	X	X	X	X	X	X	X	X	X	X	X	X	X	X	X	X	X	X	X	X		X	X	X	X	X	X	X	X	X	X	X	X
0808201-17	1	12:52	X	X	X	X	X	X	X	X	X	X	X	X	X	X	X	X	X	X	X	X	X	X		X	X	X	X	X	X	X	X	X	X	X	X
0808201-18	1	12:54	X	X	X	X	X	X	X	X	X	X	X	X	X	X	X	X	X	X	X	X	X	X		X	X	X	X	X	X	X	X	X	X	X	X
CCV5	1	12:58	X	X	X	X	X	X	X	X	X	X	X	X	X	X	X	X	X	X	X	X	X	X	X	X	X	X	X	X	X	X	X	X	X	X	X
CCB5	1	13:00	X	X	X	X	X	X	X	X	X	X	X	X	X	X	X	X	X	X	X	X	X	X	X	X	X	X	X	X	X	X	X	X	X	X	X
CCV7	1	13:31	X	X	X	X	X	X	X	X	X	X	X	X	X	X	X	X	X	X	X	X	X	X	X	X	X	X	X	X	X	X	X	X	X	X	X
CCB7	1	13:33	X	X	X	X	X	X	X	X	X	X	X	X	X	X	X	X	X	X	X	X	X	X	X	X	X	X	X	X	X	X	X	X	X	X	X
0808201-19	1	13:36	X	X	X	X	X	X	X	X	X	X	X	X	X	X	X	X	X	X	X	X	X	X		X	X	X	X	X	X	X	X	X	X	X	X
0808201-20	1	13:37	X	X	X	X	X	X	X	X	X	X	X	X	X	X	X	X	X	X	X	X	X	X		X	X	X	X	X	X	X	X	X	X	X	X
IP080912-1MB	1	13:39	X	X	X	X	X	X	X	X	X	X	X	X	X	X	X	X	X	X	X	X	X	X	X	X	X	X	X	X	X	X	X	X	X	X	X
IP080912-1LCS	1	13:41	X	X	X	X	X	X	X	X	X	X	X	X	X	X	X	X	X	X	X	X	X	X	X	X	X	X	X	X	X	X	X	X	X	X	X
0808201-21	1	13:43	X	X	X	X	X	X	X		X	X	X	X	X	X	X	X	X	X	X	X	X	X		X	X	X	X	X	X	X	X	X	X	X	X
0808201-21DUP	1	13:45	X	X	X	X	X	X	X		X	X	X	X	X	X	X	X	X	X	X	X	X	X		X	X	X	X	X	X	X	X	X	X	X	X
0808201-21SER	5	13:47	X	X	X	X	X	X	X		X	X	X	X	X	X	X	X	X	X	X	X	X	X		X	X	X	X	X	X	X	X	X	X	X	X
0808201-21MS	1	13:49	X	X	X	X	X	X	X		X	X	X	X	X	X	X	X	X	X	X	X	X	X		X	X	X	X	X	X	X	X	X	X	X	X
0808201-21MSD	1	13:51	X	X	X	X	X	X	X		X	X	X	X	X	X	X	X	X	X	X	X	X	X		X	X	X	X	X	X	X	X	X	X	X	X
0808201-22	1	13:53	X	X	X	X	X	X	X		X	X	X	X	X	X	X	X	X	X		X	X	X		X	X	X	X	X	X	X	X	X	X	X	X
CCV8	1	13:55	X	X	X	X	X	X	X	X	X	X	X	X	X	X	X	X	X	X	X	X	X	X	X	X	X	X	X	X	X	X	X	X	X	X	X
CCB8	1	13:58	X	X	X	X	X	X	X	X	X	X	X	X	X	X	X	X	X	X	X	X	X	X	X	X	X	X	X	X	X	X	X	X	X	X	X
0808201-23	1	14:00	X	X	X	X	X	X	X		X	X	X	X	X	X	X	X		X		X	X	X		X		X	X	X	X	X		X	X	X	X
0808201-24	1	14:02	X	X	X	X	X	X	X		X	X	X	X	X	X	X	X		X	X	X	X	X		X		X	X	X	X	X		X	X	X	X
0808201-25	1	14:04	X	X	X	X	X	X	X		X	X	X	X	X	X	X	X	X	X		X	X	X		X	X	X	X	X	X	X	X	X	X	X	X
0808201-26	1	14:06	X	X	X	X	X	X	X	X	X	X	X	X	X	X	X	X	X	X	X	X	X	X		X	X	X	X	X	X	X	X	X	X	X	X
0808201-27	1	14:08	X	X	X	X	X	X	X		X	X	X	X	X	X	X	X	X	X	X	X	X	X		X	X	X	X	X	X	X	X	X	X	X	X
0808201-28	1	14:10	X	X	X	X	X	X	X	X	X	X	X	X	X	X	X	X	X	X	X	X	X	X	X	X	X	X	X	X	X	X	X	X	X	X	X

Data Package ID: IT0809093-1

Paragon Analytics
LIMS Version: 6.193A

Date Printed: Friday, September 19, 2008

ICPTrace2 Run Log -- 9/17/2008

Instrument ID: ICPTrace2
File Name: 080917A.
AnalRunID: IT080917-2A1
CalibRefID: IT080917-2A1

Start Date: 9/17/2008
End Date: 9/17/2008

Lab ID	DF	Time	AG	AL	AS	B	BA	BE	BI	CA	CD	CO	CR	CU	FE	K	LI	MG	MN	MO	NA	NI	P	PB	S	SB	SE	SI	SN	SR	TH	TI	TL	U	V	ZN	ZR
0808201-29	1	14:12	X	X	X	X	X	X	X		X	X	X	X	X	X	X		X	X		X	X	X		X	X	X	X	X		X	X	X	X		X
0808201-30	1	14:14	X	X	X	X	X	X	X	X	X	X	X	X	X	X	X	X	X	X	X	X	X	X		X	X	X	X	X	X	X	X	X	X	X	X
0808201-31	1	14:15	X	X	X	X	X	X	X		X	X	X	X	X	X	X	X	X	X		X	X	X		X	X	X	X	X	X	X	X	X	X	X	X
0808201-32	1	14:17	X	X	X	X	X	X	X	X	X	X	X	X	X	X	X	X	X	X	X	X	X	X		X	X	X	X	X	X	X	X	X	X	X	X
CCV9	1	14:20	X	X	X	X	X	X	X	X	X	X	X	X	X	X	X	X	X	X	X	X	X	X	X	X	X	X	X	X	X	X	X	X	X	X	X
CCB9	1	14:22	X	X	X	X	X	X	X	X	X	X	X	X	X	X	X	X	X	X	X	X	X	X	X	X	X	X	X	X	X	X	X	X	X	X	X
0808201-33	1	14:24	X	X	X	X	X	X	X	X	X	X	X	X	X	X	X	X	X	X	X	X	X	X		X	X	X	X	X	X	X	X	X	X	X	X
0808201-34	1	14:26	X	X	X	X	X	X	X	X	X	X	X	X	X	X	X	X	X	X	X	X	X	X	X	X	X	X	X	X	X	X	X	X	X	X	X
0808201-35	1	14:28	X	X	X	X	X	X	X	X	X	X	X	X	X	X	X	X	X	X	X	X	X	X	X	X	X	X	X	X	X	X	X	X	X	X	X
0808201-36	1	14:30	X	X	X	X	X	X	X		X	X	X	X	X	X	X	X	X	X		X	X	X		X	X	X	X	X	X	X	X	X	X	X	X
0808201-37	1	14:32	X	X	X	X	X	X	X	X	X	X	X	X	X	X	X	X	X	X	X	X	X	X	X	X	X	X	X	X	X	X	X	X	X	X	X
0808201-38	1	14:34	X	X	X	X	X	X	X	X	X	X	X	X	X	X	X	X	X	X	X	X	X	X		X	X	X	X	X	X	X	X	X	X	X	X
0808201-39	1	14:36	X	X	X	X	X	X	X		X	X	X	X	X	X	X	X		X	X	X	X	X		X		X	X	X	X	X		X	X	X	X
0808201-40	1	14:38	X	X	X	X	X	X	X	X	X	X	X	X	X	X	X	X	X	X	X	X	X	X		X	X	X	X	X	X	X	X	X	X	X	X
F080909-1MB	1	14:41	X	X	X	X	X	X	X	X	X	X	X	X	X	X	X	X	X	X	X	X	X	X	X	X	X	X	X	X	X	X	X	X	X	X	X
F080909-1LCS	1	14:43	X	X	X	X	X	X	X	X	X	X	X	X	X	X	X	X	X	X	X	X	X	X	X	X	X	X	X	X	X	X	X	X	X	X	X
CCV10	1	14:45	X	X	X	X	X	X	X	X	X	X	X	X	X	X	X	X	X	X	X	X	X	X	X	X	X	X	X	X	X	X	X	X	X	X	X
CCB10	1	14:47	X	X	X	X	X	X	X	X	X	X	X	X	X	X	X	X	X	X	X	X	X	X	X	X	X	X	X	X	X	X	X	X	X	X	X
0808149-6	1	14:49	X	X	X	X	X	X	X	X	X	X	X	X	X	X	X	X	X	X	X	X	X	X	X	X	X	X	X	X	X	X	X	X	X	X	X
0808149-7	1	14:51	X	X	X	X	X	X	X	X	X	X	X	X	X	X	X	X	X	X	X	X	X	X	X	X	X	X	X	X	X	X	X	X	X	X	X
0808200-1	1	14:53	X	X	X	X	X	X	X		X	X	X	X	X	X	X	X	X	X	X	X	X	X		X	X	X	X	X	X	X	X	X	X	X	X
0808200-1DUP	1	14:55	X	X	X	X	X	X	X		X	X	X	X	X	X	X	X	X	X	X	X	X	X		X	X	X	X	X	X	X	X	X	X	X	X
0808200-1SER	5	14:57	X	X	X	X	X	X	X		X	X	X	X	X	X	X	X	X	X	X	X	X	X		X	X	X	X	X	X	X	X	X	X	X	X
0808200-1MS	1	14:59	X	X	X	X	X	X	X		X	X	X	X	X	X	X	X	X	X	X	X	X	X		X	X	X	X	X	X	X	X	X	X	X	X
0808200-1MSD	1	15:01	X	X	X	X	X	X	X		X	X	X	X	X	X	X	X	X	X	X	X	X	X		X	X	X	X	X	X	X	X	X	X	X	X

Data Package ID: IT0809093-1

ICPTrace2 Run Log -- 9/17/2008

Instrument ID: ICPTrace2
File Name: 080917A.
AnalRunID: IT080917-2A1
CalibRefID: IT080917-2A1

Start Date: 9/17/2008
End Date: 9/17/2008

Lab ID	DF	Time	AG	AL	AS	B	BA	BE	BI	CA	CD	CO	CR	CU	FE	K	LI	MG	MN	MO	NA	NI	P	PB	S	SB	SE	SI	SN	SR	TH	TI	TL	U	V	ZN	ZR
0808200-2	1	15:03	X	X	X	X	X	X	X	X	X	X	X	X	X	X	X	X	X	X	X	X	X	X	X	X	X	X	X	X	X	X	X	X	X	X	X
0808200-3	1	15:05	X	X	X	X	X	X	X		X	X	X	X	X	X	X	X	X	X	X	X	X	X		X	X	X	X	X	X	X	X	X	X	X	X
0808200-4	1	15:07	X	X	X	X	X	X	X	X	X	X	X	X	X	X	X	X	X	X	X	X	X	X	X	X	X	X	X	X	X	X	X	X	X	X	X
CCV11	1	15:11	X	X	X	X	X	X	X	X	X	X	X	X	X	X	X	X	X	X	X	X	X	X	X	X	X	X	X	X	X	X	X	X	X	X	X
CCB11	1	15:14	X	X	X	X	X	X	X	X	X	X	X	X	X	X	X	X	X	X	X	X	X	X	X	X	X	X	X	X	X	X	X	X	X	X	X
CRI2	1	15:16	X	X	X	X	X	X	X	X	X	X	X	X	X	X	X	X	X	X	X	X	X	X	X	X	X	X	X	X	X	X	X	X	X	X	X
ICSA2	1	15:18	X	X	X	X	X	X	X	X	X	X	X	X	X	X	X	X	X	X	X	X	X	X	X	X	X	X	X	X	X	X	X	X	X	X	X
ICSAB2	1	15:20	X	X	X	X	X	X	X	X	X	X	X	X	X	X	X	X	X	X	X	X	X	X	X	X	X	X	X	X	X	X	X	X	X	X	X
CCV12	1	15:23	X	X	X	X	X	X	X	X	X	X	X	X	X	X	X	X	X	X	X	X	X	X	X	X	X	X	X	X	X	X	X	X	X	X	X
CCB12	1	15:25	X	X	X	X	X	X	X	X	X	X	X	X	X	X	X	X	X	X	X	X	X	X	X	X	X	X	X	X	X	X	X	X	X	X	X
0808200-5	1	15:27	X	X	X	X	X	X	X		X	X	X	X	X	X	X		X	X		X	X	X		X	X	X	X	X		X	X	X	X		X
0808200-6	1	15:29	X	X	X	X	X	X	X	X	X	X	X	X	X	X	X	X	X	X	X	X	X	X	X	X	X	X	X	X	X	X	X	X	X	X	X
0808201-41	1	15:31	X	X	X	X	X	X	X	X	X	X	X	X	X	X	X	X	X	X	X	X	X	X		X	X	X	X	X	X	X	X	X	X	X	X
0808201-41DUP	1	15:33	X	X	X	X	X	X	X	X	X	X	X	X	X	X	X	X	X	X	X	X	X	X		X	X	X	X	X	X	X	X	X	X	X	X
0808201-41SER	5	15:35	X	X	X	X	X	X	X	X	X	X	X	X	X	X	X	X	X	X	X	X	X	X		X	X	X	X	X	X	X	X	X	X	X	X
0808201-41MS	1	15:37	X	X	X	X	X	X	X	X	X	X	X	X	X	X	X	X	X	X	X	X	X	X		X	X	X	X	X	X	X	X	X	X	X	X
0808201-41MSD	1	15:39	X	X	X	X	X	X	X	X	X	X	X	X	X	X	X	X	X	X	X	X	X	X		X	X	X	X	X	X	X	X	X	X	X	X
0808211-11	1	15:41													X																						
IP080910-3MB	1	15:43																								X											
IP080910-3LCS	1	15:45																								X											
CCV13	1	15:47	X	X	X	X	X	X	X	X	X	X	X	X	X	X	X	X	X	X	X	X	X	X	X	X	X	X	X	X	X	X	X	X	X	X	X
CCB13	1	15:49	X	X	X	X	X	X	X	X	X	X	X	X	X	X	X	X	X	X	X	X	X	X	X	X	X	X	X	X	X	X	X	X	X	X	X
0808126-2	1	15:52																								X											
0808126-2DUP	1	15:54																								X											
0808126-2SER	5	15:56																								X											

Data Package ID: IT0809093-1

Paragon Analytics
LIMS Version: 6.193A

Date Printed: Friday, September 19, 2008

ICPTrace2 Run Log -- 9/17/2008

Instrument ID: ICPTrace2
File Name: 080917A.
AnalRunID: IT080917-2A1
CalibRefID: IT080917-2A1

Start Date: 9/17/2008
End Date: 9/17/2008

Lab ID	DF	Time	AG	AL	AS	B	BA	BE	BI	CA	CD	CO	CR	CU	FE	K	LI	MG	MN	MO	NA	NI	P	PB	S	SB	SE	SI	SN	SR	TH	TI	TL	U	V	ZN	ZR
0808126-2MS	1	15:58																								X											
0808126-2MSD	1	16:00																								X											
IP080916-1MB	1	16:02	X	X	X	X	X	X	X	X	X	X	X	X	X	X	X	X	X	X	X	X	X	X	X	X	X	X	X	X	X	X	X	X	X	X	X
IP080916-1LCS	1	16:04	X	X	X	X	X	X	X	X	X	X	X	X	X	X	X	X	X	X	X	X	X	X	X	X	X	X	X	X	X	X	X	X	X	X	X
0808200-7	1	16:06	X	X	X	X	X	X	X		X	X	X	X	X	X	X	X	X	X		X	X	X		X	X	X	X	X	X	X	X	X	X	X	X
0808200-7DUP	1	16:08	X	X	X	X	X	X	X		X	X	X	X	X	X	X	X	X	X		X	X	X		X	X	X	X	X	X	X	X	X	X	X	X
0808200-7SER	5	16:09	X	X	X	X	X	X	X		X	X	X	X	X	X	X	X	X	X		X	X	X		X	X	X	X	X	X	X	X	X	X	X	X
CCV14	1	16:12	X	X	X	X	X	X	X	X	X	X	X	X	X	X	X	X	X	X	X	X	X	X	X	X	X	X	X	X	X	X	X	X	X	X	X
CCB14	1	16:23	X	X	X	X	X	X	X	X	X	X	X	X	X	X	X	X	X	X	X	X	X	X	X	X	X	X	X	X	X	X	X	X	X	X	X
0808200-7MS	1	16:25	X	X	X	X	X	X	X		X	X	X	X	X	X	X	X	X	X		X	X	X		X	X	X	X	X	X	X	X	X	X	X	X
0808200-7MSD	1	16:26	X	X	X	X	X	X	X		X	X	X	X	X	X	X	X	X	X		X	X	X		X	X	X	X	X	X	X	X	X	X	X	X
0808200-8	1	16:28	X	X	X	X	X	X	X	X	X	X	X	X	X	X	X	X	X	X	X	X	X	X	X	X	X	X	X	X	X	X	X	X	X	X	X
0808200-9	1	16:30	X	X	X	X	X	X	X	X	X	X	X	X	X	X	X	X	X	X	X	X	X	X	X	X	X	X	X	X	X	X	X	X	X	X	X
0808200-10	1	16:32	X	X	X	X	X	X	X	X	X	X	X	X	X	X	X	X	X	X	X	X	X	X	X	X	X	X	X	X	X	X	X	X	X	X	X
0808200-11	1	16:34	X	X	X	X	X	X	X	X	X	X	X	X	X	X	X	X	X	X	X	X	X	X	X	X	X	X	X	X	X	X	X	X	X	X	X
0808200-12	1	16:36	X	X	X	X	X	X	X	X	X	X	X	X	X	X	X	X	X	X	X	X	X	X	X	X	X	X	X	X	X	X	X	X	X	X	X
0808200-13	1	16:38	X	X	X	X	X	X	X	X	X	X	X	X	X	X	X	X	X	X	X	X	X	X	X	X	X	X	X	X	X	X	X	X	X	X	X
0808200-14	1	16:40	X	X	X	X	X	X	X	X	X	X	X	X	X	X	X	X	X	X	X	X	X	X	X	X	X	X	X	X	X	X	X	X	X	X	X
0808200-15	1	16:42	X	X	X	X	X	X	X	X	X	X	X	X	X	X	X	X	X	X	X	X	X	X	X	X	X	X	X	X	X	X	X	X	X	X	X
CCV15	1	16:46	X	X	X	X	X	X	X	X	X	X	X	X	X	X	X	X	X	X	X	X	X	X	X	X	X	X	X	X	X	X	X	X	X	X	X
CCB15	1	16:50	X	X	X	X	X	X	X	X	X	X	X	X	X	X	X	X	X	X	X	X	X	X	X	X	X	X	X	X	X	X	X	X	X	X	X
0808200-16	1	16:52	X	X	X	X	X	X	X	X	X	X	X	X	X	X	X	X	X	X	X	X	X	X	X	X	X	X	X	X	X	X	X	X	X	X	X
0808200-17	1	16:54	X	X	X	X	X	X	X	X	X	X	X	X	X	X	X	X	X	X	X	X	X	X	X	X	X	X	X	X	X	X	X	X	X	X	X
0808200-18	1	16:56	X	X	X	X	X	X	X	X	X	X	X	X	X	X	X	X	X	X	X	X	X	X		X	X	X	X	X	X	X	X	X	X	X	X
0808200-19	1	16:58	X	X	X	X	X	X	X	X	X	X	X	X	X	X	X	X	X	X	X	X	X	X	X	X	X	X	X	X	X	X	X	X	X	X	X

Data Package ID: IT0809093-1

Paragon Analytics
LIMS Version: 6.193A

Date Printed: Friday, September 19, 2008

ICPTrace2 Run Log -- 9/17/2008

Instrument ID: ICPTrace2
File Name: 080917A.
AnalRunID: IT080917-2A1
CalibRefID: IT080917-2A1

Start Date: 9/17/2008
End Date: 9/17/2008

Lab ID	DF	Time	AG	AL	AS	B	BA	BE	BI	CA	CD	CO	CR	CU	FE	K	LI	MG	MN	MO	NA	NI	P	PB	S	SB	SE	SI	SN	SR	TH	TI	TL	U	V	ZN	ZR
0808200-20	1	17:00	X	X	X	X	X	X	X	X	X	X	X	X	X	X	X	X	X	X	X	X	X	X	X	X	X	X	X	X	X	X	X	X	X	X	X
0808200-21	1	17:02	X	X	X	X	X	X	X	X	X	X	X	X	X	X	X	X	X	X	X	X	X	X	X	X	X	X	X	X	X	X	X	X	X	X	X
0808200-22	1	17:04	X	X	X	X	X	X	X	X	X	X	X	X	X	X	X	X	X	X	X	X	X	X	X	X	X	X	X	X	X	X	X	X	X	X	X
0808200-23	1	17:06	X	X	X	X	X	X	X	X	X	X	X	X	X	X	X	X	X	X	X	X	X	X		X	X	X	X	X	X	X	X	X	X	X	X
0808200-24	1	17:08	X	X	X	X	X	X	X	X	X	X	X	X	X	X	X	X	X	X	X	X	X	X		X	X	X	X	X	X	X	X	X	X	X	X
0808200-25	1	17:10	X	X	X	X	X	X	X	X	X	X	X	X	X	X	X	X	X	X	X	X	X	X	X	X	X	X	X	X	X	X	X	X	X	X	X
CCV16	1	17:12	X	X	X	X	X	X	X	X	X	X	X	X	X	X	X	X	X	X	X	X	X	X	X	X	X	X	X	X	X	X	X	X	X	X	X
CCB16	1	17:15	X	X	X	X	X	X	X	X	X	X	X	X	X	X	X	X	X	X	X	X	X	X	X	X	X	X	X	X	X	X	X	X	X	X	X
0808200-26	1	17:17	X	X	X	X	X	X	X	X	X	X	X	X	X	X	X	X	X	X	X	X	X	X	X	X	X	X	X	X	X	X	X	X	X	X	X
IP080916-3MB	1	17:19	X	X	X	X	X	X	X	X	X	X	X	X	X	X	X	X	X	X	X	X	X	X	X	X	X	X	X	X	X	X	X	X	X	X	X
IP080916-3LCS	1	17:21	X	X	X	X	X	X	X	X	X	X	X	X	X	X	X	X	X	X	X	X	X	X	X	X	X	X	X	X	X	X	X	X	X	X	X
0808200-27	1	17:23	X	X	X	X	X	X	X		X	X	X	X	X	X	X		X	X		X	X	X		X	X	X	X	X		X	X	X	X		X
0808200-27DUP	1	17:25	X	X	X	X	X	X	X		X	X	X	X	X	X	X	X	X	X		X	X	X		X	X	X	X	X	X	X	X	X	X	X	X
0808200-27SER	5	17:27	X	X	X	X	X	X	X		X	X	X	X	X	X	X		X	X		X	X	X		X	X	X	X	X		X	X	X	X		X
0808200-27MS	1	17:29	X	X	X	X	X	X	X		X	X	X	X	X	X	X		X	X		X	X	X		X	X	X	X	X		X	X	X	X		X
0808200-27MSD	1	17:31	X	X	X	X	X	X	X		X	X	X	X	X	X	X		X	X		X	X	X		X	X	X	X	X		X	X	X	X		X
0808200-28	1	17:33	X	X	X	X	X	X	X		X	X	X	X	X	X	X	X	X	X	X	X	X	X		X	X	X	X	X	X	X	X	X	X	X	X
0808200-29	1	17:35	X	X	X	X	X	X	X	X	X	X	X	X	X	X	X	X	X	X	X	X	X	X	X	X	X	X	X	X	X	X	X	X	X	X	X
CCV17	1	17:37	X	X	X	X	X	X	X	X	X	X	X	X	X	X	X	X	X	X	X	X	X	X	X	X	X	X	X	X	X	X	X	X	X	X	X
CCB17	1	17:39	X	X	X	X	X	X	X	X	X	X	X	X	X	X	X	X	X	X	X	X	X	X	X	X	X	X	X	X	X	X	X	X	X	X	X
0808200-30	1	17:41	X	X	X	X	X	X	X	X	X	X	X	X	X	X	X	X	X	X	X	X	X	X	X	X	X	X	X	X	X	X	X	X	X	X	X
0808200-31	1	17:43	X	X	X	X	X	X	X	X	X	X	X	X	X	X	X	X	X	X	X	X	X	X	X	X	X	X	X	X	X	X	X	X	X	X	X
0808200-32	1	17:45	X	X	X	X	X	X	X	X	X	X	X	X	X	X	X	X	X	X	X	X	X	X	X	X	X	X	X	X	X	X	X	X	X	X	X
0808200-33	1	17:47	X	X	X	X	X	X	X	X	X	X	X	X	X	X	X	X	X	X	X	X	X	X	X	X	X	X	X	X	X	X	X	X	X	X	X
0808200-34	1	17:49	X	X	X	X	X	X	X	X	X	X	X	X	X	X	X	X	X	X	X	X	X	X	X	X	X	X	X	X	X	X	X	X	X	X	X

Data Package ID: IT0809093-1

ICPTrace2 Run Log -- 9/17/2008

Instrument ID: ICPTrace2
File Name: 080917A.
AnalRunID: IT080917-2A1
CalibRefID: IT080917-2A1

Start Date: 9/17/2008
End Date: 9/17/2008

Lab ID	DF	Time	AG	AL	AS	B	BA	BE	BI	CA	CD	CO	CR	CU	FE	K	LI	MG	MN	MO	NA	NI	P	PB	S	SB	SE	SI	SN	SR	TH	TI	TL	U	V	ZN	ZR
0808200-35	1	17:51	X	X	X	X	X	X	X	X	X	X	X	X	X	X	X	X	X	X	X	X	X	X	X	X	X	X	X	X	X	X	X	X	X	X	X
0808200-36	1	17:53	X	X	X	X	X	X	X	X	X	X	X	X	X	X	X	X	X	X	X	X	X	X	X	X	X	X	X	X	X	X	X	X	X	X	X
0808200-37	1	17:55	X	X	X	X	X	X	X	X	X	X	X	X	X	X	X	X	X	X	X	X	X	X	X	X	X	X	X	X	X	X	X	X	X	X	X
0808200-38	1	17:57	X	X	X	X	X	X	X	X	X	X	X	X	X	X	X	X	X	X	X	X	X	X	X	X	X	X	X	X	X	X	X	X	X	X	X
0808200-39	1	17:59	X	X	X	X	X	X	X		X	X	X	X	X	X	X		X	X	X	X	X	X		X	X	X	X	X		X	X	X	X		X
CCV18	1	18:01	X	X	X	X	X	X	X	X	X	X	X	X	X	X	X	X	X	X	X	X	X	X	X	X	X	X	X	X	X	X	X	X	X	X	X
CCB18	1	18:04	X	X	X	X	X	X	X	X	X	X	X	X	X	X	X	X	X	X	X	X	X	X	X	X	X	X	X	X	X	X	X	X	X	X	X
0808200-40	1	18:06	X	X	X	X	X	X	X		X	X	X	X	X	X	X	X	X	X		X	X	X		X	X	X	X	X	X	X	X	X	X	X	X
0808200-41	1	18:08	X	X	X	X	X	X	X		X	X	X	X	X	X	X	X	X	X	X	X	X	X		X	X	X	X	X	X	X	X	X	X	X	X
0808200-42	1	18:10	X	X	X	X	X	X	X		X	X	X	X	X	X	X	X	X	X		X	X	X		X	X	X	X	X	X	X	X	X	X	X	X
0808200-43	1	18:12	X	X	X	X	X	X	X	X	X	X	X	X	X	X	X	X	X	X	X	X	X	X	X	X	X	X	X	X	X	X	X	X	X	X	X
0808200-44	1	18:14	X	X	X	X	X	X	X	X	X	X	X	X	X	X	X	X	X	X	X	X	X	X	X	X	X	X	X	X	X	X	X	X	X	X	X
0808200-45	1	18:16	X	X	X	X	X	X	X	X	X	X	X	X	X	X	X	X	X	X	X	X	X	X	X	X	X	X	X	X	X	X	X	X	X	X	X
0808200-46	1	18:18	X	X	X	X	X	X	X	X	X	X	X	X	X	X	X	X	X	X	X	X	X	X	X	X	X	X	X	X	X	X	X	X	X	X	X
0808201-6	10	18:20																			X				X												
0808201-7	10	18:22								X															X												
0808201-9	10	18:24								X											X																
CCV19	1	18:28	X	X	X	X	X	X	X	X	X	X	X	X	X	X	X	X	X	X	X	X	X	X	X	X	X	X	X	X	X	X	X	X	X	X	X
CCB19	1	18:31	X	X	X	X	X	X	X	X	X	X	X	X	X	X	X	X	X	X	X	X	X	X	X	X	X	X	X	X	X	X	X	X	X	X	X
0808201-12	10	18:33								X																											
0808201-13	10	18:35								X									X		X						X						X				
0808201-21	10	18:37								X																											
0808201-21DUP	10	18:39								X																											
0808201-21SER	50	18:41								X																											
0808201-21MS	10	18:43								X																											

Data Package ID: IT0809093-1

Paragon Analytics
LIMS Version: 6.193A

Date Printed: Friday, September 19, 2008

ICPTrace2 Run Log -- 9/17/2008

Instrument ID: ICPTrace2
File Name: 080917A.
AnalRunID: IT080917-2A1
CalibRefID: IT080917-2A1

Start Date: 9/17/2008
End Date: 9/17/2008

Lab ID	DF	Time	AG	AL	AS	B	BA	BE	BI	CA	CD	CO	CR	CU	FE	K	LI	MG	MN	MO	NA	NI	P	PB	S	SB	SE	SI	SN	SR	TH	TI	TL	U	V	ZN	ZR
0808201-21MSD	10	18:45								X																											
0808201-22	10	18:47								X											X																
0808201-23	10	18:49								X									X		X						X						X				
0808201-24	10	18:51								X									X								X						X				
CCV20	1	18:55	X	X	X	X	X	X	X	X	X	X	X	X	X	X	X	X	X	X	X	X	X	X	X	X	X	X	X	X	X	X	X	X	X	X	X
CCB20	1	18:57	X	X	X	X	X	X	X	X	X	X	X	X	X	X	X	X	X	X	X	X	X	X	X	X	X	X	X	X	X	X	X	X	X	X	X
0808201-25	10	19:00								X											X																
0808201-27	10	19:02								X															X												
0808201-29	10	19:04								X								X			X										X					X	
0808201-31	10	19:06								X											X																
0808201-36	10	19:08								X											X																
0808201-39	10	19:10								X									X								X						X				
0808200-1	10	19:12								X																											
0808200-1DUP	10	19:14								X																											
0808200-1SER	50	19:16								X																											
0808200-1MS	10	19:18								X																											
CCV21	1	19:20	X	X	X	X	X	X	X	X	X	X	X	X	X	X	X	X	X	X	X	X	X	X	X	X	X	X	X	X	X	X	X	X	X	X	X
CCB21	1	19:22	X	X	X	X	X	X	X	X	X	X	X	X	X	X	X	X	X	X	X	X	X	X	X	X	X	X	X	X	X	X	X	X	X	X	X
0808200-1MSD	10	19:24								X																											
0808200-3	10	19:26								X															X												
0808200-5	10	19:28								X								X			X										X					X	
0808200-7	10	19:30								X											X																
0808200-7DUP	10	19:32								X											X																
0808200-7SER	50	19:34								X											X																
0808200-7MS	10	19:36								X											X																

Data Package ID: IT0809093-1

ICPTrace2 Run Log -- 9/17/2008

Instrument ID: ICPTrace2
File Name: 080917A.
AnalRunID: IT080917-2A1
CalibRefID: IT080917-2A1

Start Date: 9/17/2008
End Date: 9/17/2008

Lab ID	DF	Time	AG	AL	AS	B	BA	BE	BI	CA	CD	CO	CR	CU	FE	K	LI	MG	MN	MO	NA	NI	P	PB	S	SB	SE	SI	SN	SR	TH	TI	TL	U	V	ZN	ZR
0808200-7MSD	10	19:38								X											X																
0808200-27	10	19:40								X								X			X										X					X	
0808200-27DUP	10	19:42								X											X																
CCV22	1	19:46	X	X	X	X	X	X	X	X	X	X	X	X	X	X	X	X	X	X	X	X	X	X	X	X	X	X	X	X	X	X	X	X	X	X	X
CCB22	1	19:48	X	X	X	X	X	X	X	X	X	X	X	X	X	X	X	X	X	X	X	X	X	X	X	X	X	X	X	X	X	X	X	X	X	X	X
0808200-27SER	50	19:50								X								X			X										X					X	
0808200-27MS	10	19:52								X								X			X										X					X	
0808200-27MSD	10	19:54								X								X			X										X					X	
0808200-28	10	19:56								X															X												
0808200-39	10	19:58								X								X													X					X	
0808200-40	10	20:00								X											X																
0808200-41	10	20:02								X															X												
0808200-42	10	20:04								X											X																
0808201-21A	1	20:06	X	X	X	X	X	X	X		X	X	X	X	X	X	X	X	X	X	X	X	X	X		X	X	X	X	X	X	X	X	X	X	X	X
0808200-1A	1	20:08	X	X	X	X	X	X	X		X	X	X	X	X	X	X	X	X	X	X	X	X	X		X	X	X	X	X	X	X	X	X	X	X	X
CCV23	1	20:11	X	X	X	X	X	X	X	X	X	X	X	X	X	X	X	X	X	X	X	X	X	X	X	X	X	X	X	X	X	X	X	X	X	X	X
CCB23	1	20:13	X	X	X	X	X	X	X	X	X	X	X	X	X	X	X	X	X	X	X	X	X	X	X	X	X	X	X	X	X	X	X	X	X	X	X
0808200-41A	1	20:15	X	X	X	X	X	X	X		X	X	X	X	X	X	X	X	X	X	X	X	X	X		X	X	X	X	X	X	X	X	X	X	X	X
0808200-7A	1	20:17	X	X	X	X	X	X	X		X	X	X	X	X	X	X	X	X	X		X	X	X		X	X	X	X	X	X	X	X	X	X	X	X
0808200-27A	1	20:19	X	X	X	X	X	X	X		X	X	X	X	X	X	X		X	X		X	X	X		X	X	X	X	X		X	X	X	X		X
IP080917-1MB	1	20:22	X	X	X	X	X	X	X	X	X	X	X	X	X	X	X	X	X	X	X	X	X	X	X	X	X	X	X	X	X	X	X	X	X	X	X
IP080917-1LCS	1	20:24	X	X	X	X	X	X	X	X	X	X	X	X	X	X	X	X	X	X	X	X	X	X	X	X	X	X	X	X	X	X	X	X	X	X	X
0809052-1	1	20:26	X	X	X	X	X	X	X	X	X	X	X	X	X	X	X	X	X	X	X	X	X	X	X	X	X	X	X	X	X	X	X	X	X	X	X
0809052-1DUP	1	20:28	X	X	X	X	X	X	X	X	X	X	X	X	X	X	X	X	X	X	X	X	X	X	X	X	X	X	X	X	X	X	X	X	X	X	X
0809052-1SER	5	20:30	X	X	X	X	X	X	X	X	X	X	X	X	X	X	X	X	X	X	X	X	X	X	X	X	X	X	X	X	X	X	X	X	X	X	X

Data Package ID: IT0809093-1

Paragon Analytics
LIMS Version: 6.193A

Date Printed: Friday, September 19, 2008

ICPTrace2 Run Log -- 9/17/2008

Instrument ID: ICPTrace2
File Name: 080917A.
AnalRunID: IT080917-2A1
CalibRefID: IT080917-2A1

Start Date: 9/17/2008
End Date: 9/17/2008

Lab ID	DF	Time	AG	AL	AS	B	BA	BE	BI	CA	CD	CO	CR	CU	FE	K	LI	MG	MN	MO	NA	NI	P	PB	S	SB	SE	SI	SN	SR	TH	TI	TL	U	V	ZN	ZR
0809052-1MS	1	20:32	X	X	X	X	X	X	X	X	X	X	X	X	X	X	X	X	X	X	X	X	X	X	X	X	X	X	X	X	X	X	X	X	X	X	X
0809052-1MSD	1	20:34	X	X	X	X	X	X	X	X	X	X	X	X	X	X	X	X	X	X	X	X	X	X	X	X	X	X	X	X	X	X	X	X	X	X	X
CCV24	1	20:36	X	X	X	X	X	X	X	X	X	X	X	X	X	X	X	X	X	X	X	X	X	X	X	X	X	X	X	X	X	X	X	X	X	X	X
CCB24	1	20:38	X	X	X	X	X	X	X	X	X	X	X	X	X	X	X	X	X	X	X	X	X	X	X	X	X	X	X	X	X	X	X	X	X	X	X
CRI3	1	20:40	X	X	X	X	X	X	X	X	X	X	X	X	X	X	X	X	X	X	X	X	X	X	X	X	X	X	X	X	X	X	X	X	X	X	X
ICSA3	1	20:42	X	X	X	X	X	X	X	X	X	X	X	X	X	X	X	X	X	X	X	X	X	X	X	X	X	X	X	X	X	X	X	X	X	X	X
ICSAB3	1	20:45	X	X	X	X	X	X	X	X	X	X	X	X	X	X	X	X	X	X	X	X	X	X	X	X	X	X	X	X	X	X	X	X	X	X	X
CCV25	1	20:47	X	X	X	X	X	X	X	X	X	X	X	X	X	X	X	X	X	X	X	X	X	X	X	X	X	X	X	X	X	X	X	X	X	X	X
CCB25	1	20:49	X	X	X	X	X	X	X	X	X	X	X	X	X	X	X	X	X	X	X	X	X	X	X	X	X	X	X	X	X	X	X	X	X	X	X

Data Package ID: IT0809093-1

Paragon Analytics
LIMS Version: 6.193A

Date Printed: Friday, September 19, 2008

ICPMS Metals

Method SW6020A
Method Blank

Lab Name: **Paragon Analytics**
Work Order Number: 0809093
Client Name: URS
ClientProject ID: Prather Phase 1 Investigation

Lab ID: F080915-1MB

Sample Matrix: WATER
% Moisture: N/A
Date Collected: N/A
Date Extracted: 17-Sep-08
Date Analyzed: 17-Sep-08

Prep Batch: IP080917-22
QCBatchID: IP080917-22-1
Run ID: IM080917-1A3
Cleanup: NONE
Basis: N/A
File Name: 17SEP08A

Sample Aliquot: 50 g
Final Volume: 50 g
Result Units: UG/L
Clean DF: 1

CASNO	Target Analyte	DF	Result	Reporting Limit	MDL	Result Qualifier	EPA Qualifier
7440-38-2	ARSENIC	10	2	2	0.11	U	
7440-43-9	CADMIUM	10	0.3	0.3	0.042	U	
7439-92-1	LEAD	10	0.08	0.5	0.045	B	
7782-49-2	SELENIUM	10	0.25	1	0.11	B	
7440-22-4	SILVER	10	0.035	0.1	0.014	B	

Data Package ID: *IM0809093-1*

ICPMS Metals

Method SW6020A

Laboratory Control Sample

Lab Name: **Paragon Analytics**
Work Order Number: 0809093
Client Name: URS
ClientProject ID: Prather Phase 1 Investigation

Lab ID: IP080917-22LCS

Sample Matrix: WATER
% Moisture: N/A
Date Collected: N/A
Date Extracted: 09/17/2008
Date Analyzed: 09/17/2008
Prep Method: SW3005A

Prep Batch: IP080917-22
QCBatchID: IP080917-22-1
Run ID: IM080917-1A3
Cleanup: NONE
Basis: N/A
File Name: 17SEP08A

Sample Aliquot: 50 g
Final Volume: 50 g
Result Units: UG/L
Clean DF: 1

CASNO	Target Analyte	Spike Added	LCS Result	Reporting Limit	Result Qualifier	LCS % Rec.	Control Limits
7440-38-2	ARSENIC	40	40.4	2		101	80 - 120%
7782-49-2	SELENIUM	40	40.7	1		102	80 - 120%

Data Package ID: *IM0809093-1*

ICPMS Metals

Method SW6020A

Matrix Spike And Matrix Spike Duplicate

Lab Name: **Paragon Analytics**
Work Order Number: 0809093
Client Name: URS
ClientProject ID: Prather Phase 1 Investigation

Field ID: PS-MW10D
LabID: 0809093-8MS

Sample Matrix: WATER
% Moisture: N/A
Date Collected: 10-Sep-08
Date Extracted: 17-Sep-08
Date Analyzed: 17-Sep-08
Prep Method: SW3005 Rev A

Prep Batch: IP080917-22
QCBatchID: IP080917-22-1
Run ID: IM080917-1A3
Cleanup: NONE
Basis: As Received

Sample Aliquot: 50 g
Final Volume: 50 g
Result Units: UG/L
File Name: 17SEP08A

CASNO	Target Analyte	Sample Result	Samp Qual	MS Result	MS Qual	Reporting Limit	Spike Added	MS % Rec.	Control Limits
7440-38-2	ARSENIC	14		56		2	40	105	75 - 125%
7440-43-9	CADMIUM	0.13	B	20.7		0.3	20	103	75 - 125%
7439-92-1	LEAD	0.13	B	107		0.5	100	107	75 - 125%
7782-49-2	SELENIUM	5.6		45.4		1	40	100	75 - 125%
7440-22-4	SILVER	0.033	B	21		0.1	20	105	75 - 125%

Field ID: PS-MW10D
LabID: 0809093-8MSD

Sample Matrix: WATER
% Moisture: N/A
Date Collected: 10-Sep-08
Date Extracted: 17-Sep-08
Date Analyzed: 17-Sep-08
Prep Method: SW3005 Rev A

Prep Batch: IP080917-22
QCBatchID: IP080917-22-1
Run ID: IM080917-1A3
Cleanup: NONE
Basis: As Received

Sample Aliquot: 50 g
Final Volume: 50 g
Result Units: UG/L
File Name: 17SEP08A

CASNO	Target Analyte	MSD Result	MSD Qual	Spike Added	MSD % Rec.	Reporting Limit	RPD Limit	RPD
7440-38-2	ARSENIC	55.5		40	104	2	20	1
7440-43-9	CADMIUM	21.2		20	106	0.3	20	3
7439-92-1	LEAD	107		100	107	0.5	20	0
7782-49-2	SELENIUM	45.2		40	99	1	20	0
7440-22-4	SILVER	21.5		20	107	0.1	20	2

Data Package ID: *IM0809093-1*

ICPMS Metals

Method SW6020
Serial Dilution

Lab Name: **Paragon Analytics**
Work Order Number: 0809093
Client Name: URS
ClientProject ID: Prather Phase 1 Investigation

Field ID: PS-MW10D
Lab ID: 0809093-8L

Run ID: IM080917-1A3
Date Analyzed: 17-Sep-08
Result Units: ug/l

CASNO	Target Analyte	Sample Result	Samp Qual	SD Result	SD Qual	EPA Qualifier	%D
7440-38-2	ARSENIC	1.39		1.58	B	E	14
7440-43-9	CADMIUM	0.0131	B	0.0281	B		
7439-92-1	LEAD	0.0127	B	0.0140	B		
7782-49-2	SELENIUM	0.559		0.450	B	E	20
7440-22-4	SILVER	0.00333	B	0.0145	B		

Data Package ID: *IM0809093-1*

Prep Batch ID: IP080917-21

Start Date: 09/17/08
Start Time: 8:00
Prep Analyst: Ross Miller

End Date: 09/17/08
End Time: 21:00

Concentration Method: NONE
Extract Method: SW3005A
Initial Volume Units: ml
Final Volume Units: ml

Batch Created By: REM
Date Created: 09/18/08
Time Created: 9:34
Validated By: REM
Date Validated: 09/18/08
Time Validated: 11:17

Comments:

QC Batch ID: IP080917-21-1

Lab ID	QC Type	Field ID	Matrix	Date Collected	Initial Wt/Vol	Final Wt/Vol	Cleanup Method	Cleanup DF	Order Number
F080915-1	MB	XXXXXX	WATER	XXXXXX	5	5	NONE	1	0809093
0809093-8	MS	PS-MW10D	WATER	9/10/2008	5	5	NONE	1	0809093
0809093-8	MSD	PS-MW10D	WATER	9/10/2008	5	5	NONE	1	0809093
0809093-1	SMP	PS-MW12D	WATER	9/10/2008	5	5	NONE	1	0809093
0809093-2	SMP	PS-MW13D	WATER	9/10/2008	5	5	NONE	1	0809093
0809093-3	SMP	PS-MW07S	WATER	9/10/2008	5	5	NONE	1	0809093
0809093-4	SMP	PS-MW07S Dup	WATER	9/10/2008	5	5	NONE	1	0809093
0809093-5	SMP	PS-MW07D	WATER	9/10/2008	5	5	NONE	1	0809093
0809093-6	SMP	PS-MW09S	WATER	9/10/2008	5	5	NONE	1	0809093
0809093-7	SMP	PS-MW10S	WATER	9/10/2008	5	5	NONE	1	0809093
0809093-8	SMP	PS-MW10D	WATER	9/10/2008	5	5	NONE	1	0809093
0809093-9	SMP	PS-MW11S	WATER	9/10/2008	5	5	NONE	1	0809093

QC Types

CAR	Carrier reference sample	DUP	Laboratory Duplicate
LCS	Laboratory Control Sample	LCSD	Laboratory Control Sample Duplicat
MB	Method Blank	MS	Laboratory Matrix Spike
MSD	Laboratory Matrix Spike Duplicate	REP	Sample replicate
SMP	Field Sample	SYS	Sample Yield Spike

Prep Batch ID: IP080917-22

Start Date: 09/17/08
Start Time: 8:00
Prep Analyst: Ross Miller

End Date: 09/17/08
End Time: 21:00

Concentration Method: NONE
Extract Method: SW3005A
Initial Volume Units: g
Final Volume Units: g

Batch Created By: REM
Date Created: 09/18/08
Time Created: 9:35
Validated By: REM
Date Validated: 09/18/08
Time Validated: 11:21

Comments:

QC Batch ID: IP080917-22-1

Lab ID	QC Type	Field ID	Matrix	Date Collected	Initial Wt/Vol	Final Wt/Vol	Cleanup Method	Cleanup DF	Order Number
F080915-1	MB	XXXXXX	WATER	XXXXXX	50	50	NONE	1	0809093
IP080917-22	LCS	XXXXXX	WATER	XXXXXX	50	50	NONE	1	0809093
0809093-8	MS	PS-MW10D	WATER	9/10/2008	50	50	NONE	1	0809093
0809093-8	MSD	PS-MW10D	WATER	9/10/2008	50	50	NONE	1	0809093
0809093-1	SMP	PS-MW12D	WATER	9/10/2008	50	50	NONE	1	0809093
0809093-2	SMP	PS-MW13D	WATER	9/10/2008	50	50	NONE	1	0809093
0809093-3	SMP	PS-MW07S	WATER	9/10/2008	50	50	NONE	1	0809093
0809093-4	SMP	PS-MW07S Dup	WATER	9/10/2008	50	50	NONE	1	0809093
0809093-5	SMP	PS-MW07D	WATER	9/10/2008	50	50	NONE	1	0809093
0809093-6	SMP	PS-MW09S	WATER	9/10/2008	50	50	NONE	1	0809093
0809093-7	SMP	PS-MW10S	WATER	9/10/2008	50	50	NONE	1	0809093
0809093-8	SMP	PS-MW10D	WATER	9/10/2008	50	50	NONE	1	0809093
0809093-9	SMP	PS-MW11S	WATER	9/10/2008	50	50	NONE	1	0809093

QC Types

CAR	Carrier reference sample	DUP	Laboratory Duplicate
LCS	Laboratory Control Sample	LCSD	Laboratory Control Sample Duplicat
MB	Method Blank	MS	Laboratory Matrix Spike
MSD	Laboratory Matrix Spike Duplicate	REP	Sample replicate
SMP	Field Sample	SYS	Sample Yield Spike

ICPMS Metals

Method SW6020
Calibration Verifications

Lab Name: **Paragon Analytics**
Work Order Number: 0809093
Client Name: URS
ClientProject ID: Prather Phase 1 Investigation

Lab ID: ICV
QC Type: Initial Calibration
File Name: 17SEP08A

Run ID: IM080917-1A3
Date Analyzed: 09/17/2008
Time Analyzed: 12:44
Result Units: MG/L

CASNO	Target Analyte	Spike Added	Result	Reporting Limit	Result Qualifier	% Rec.	Control Limits
7440-38-2	ARSENIC	0.005	0.00521	0.0002		104	90 - 110%
7440-43-9	CADMIUM	0.0025	0.00253	0.00003		101	90 - 110%
7439-92-1	LEAD	0.0125	0.013	0.00005		104	90 - 110%
7782-49-2	SELENIUM	0.005	0.00519	0.0001		104	90 - 110%
7440-22-4	SILVER	0.0025	0.00262	0.00001		105	90 - 110%

Data Package ID: *IM0809093-1*

ICPMS Metals

Method SW6020
Calibration Verifications

Lab Name: **Paragon Analytics**
Work Order Number: 0809093
Client Name: URS
ClientProject ID: Prather Phase 1 Investigation

Lab ID: CCV1
QC Type: Continuing Calibration
File Name: 17SEP08A

Run ID: IM080917-1A3
Date Analyzed: 09/17/2008
Time Analyzed: 13:39
Result Units: MG/L

CASNO	Target Analyte	Spike Added	Result	Reporting Limit	Result Qualifier	% Rec.	Control Limits
7440-38-2	ARSENIC	0.004	0.00419	0.0002		105	90 - 110%
7440-43-9	CADMIUM	0.002	0.00206	0.00003		103	90 - 110%
7439-92-1	LEAD	0.01	0.0101	0.00005		101	90 - 110%
7782-49-2	SELENIUM	0.004	0.00424	0.0001		106	90 - 110%
7440-22-4	SILVER	0.002	0.00202	0.00001		101	90 - 110%

Data Package ID: *IM0809093-1*

ICPMS Metals

Method SW6020
Calibration Verifications

Lab Name: **Paragon Analytics**
Work Order Number: 0809093
Client Name: URS
ClientProject ID: Prather Phase 1 Investigation

Lab ID: CCV2
QC Type: Continuing Calibration
File Name: 17SEP08A

Run ID: IM080917-1A3
Date Analyzed: 09/17/2008
Time Analyzed: 14:20
Result Units: MG/L

CASNO	Target Analyte	Spike Added	Result	Reporting Limit	Result Qualifier	% Rec.	Control Limits
7440-38-2	ARSENIC	0.004	0.00416	0.0002		104	90 - 110%
7440-43-9	CADMIUM	0.002	0.00207	0.00003		103	90 - 110%
7439-92-1	LEAD	0.01	0.00993	0.00005		99	90 - 110%
7782-49-2	SELENIUM	0.004	0.00422	0.0001		105	90 - 110%
7440-22-4	SILVER	0.002	0.00203	0.00001		102	90 - 110%

Data Package ID: *IM0809093-1*

ICPMS Metals

Method SW6020
Calibration Verifications

Lab Name: **Paragon Analytics**
Work Order Number: 0809093
Client Name: URS
ClientProject ID: Prather Phase 1 Investigation

Lab ID: CCV3
QC Type: Continuing Calibration
File Name: 17SEP08A

Run ID: IM080917-1A3
Date Analyzed: 09/17/2008
Time Analyzed: 14:57
Result Units: MG/L

CASNO	Target Analyte	Spike Added	Result	Reporting Limit	Result Qualifier	% Rec.	Control Limits
7440-38-2	ARSENIC	0.004	0.00426	0.0002		107	90 - 110%
7440-43-9	CADMIUM	0.002	0.00207	0.00003		104	90 - 110%
7439-92-1	LEAD	0.01	0.00999	0.00005		100	90 - 110%
7782-49-2	SELENIUM	0.004	0.0043	0.0001		107	90 - 110%
7440-22-4	SILVER	0.002	0.00202	0.00001		101	90 - 110%

Data Package ID: *IM0809093-1*

ICPMS Metals

Method SW6020
Calibration Verifications

Lab Name: **Paragon Analytics**
Work Order Number: 0809093
Client Name: URS
ClientProject ID: Prather Phase 1 Investigation

Lab ID: CCV4
QC Type: Continuing Calibration
File Name: 17SEP08A

Run ID: IM080917-1A3
Date Analyzed: 09/17/2008
Time Analyzed: 16:10
Result Units: MG/L

CASNO	Target Analyte	Spike Added	Result	Reporting Limit	Result Qualifier	% Rec.	Control Limits
7440-38-2	ARSENIC	0.004	0.00424	0.0002		106	90 - 110%
7440-43-9	CADMIUM	0.002	0.00206	0.00003		103	90 - 110%
7439-92-1	LEAD	0.01	0.01	0.00005		100	90 - 110%
7782-49-2	SELENIUM	0.004	0.00428	0.0001		107	90 - 110%
7440-22-4	SILVER	0.002	0.00203	0.00001		101	90 - 110%

Data Package ID: *IM0809093-1*

ICPMS Metals

Method SW6020
Calibration Blanks

Lab Name: **Paragon Analytics**
Work Order Number: 0809093
Client Name: URS
ClientProject ID: Prather Phase 1 Investigation

Lab ID: ICB
QC Type: Initial Calibration

Run ID: IM080917-1A3
Date Analyzed: 09/17/2008
Time Analyzed: 1:04:00 PM
Result Units: MG/L

CASNO	Target Analyte	Result	Reporting Limit	Result Qualifier
7440-38-2	ARSENIC	0.0000131	0.0002	B
7440-43-9	CADMIUM	0.00003	0.00003	U
7439-92-1	LEAD	2.18E-06	0.00005	B
7782-49-2	SELENIUM	0.0000289	0.0001	B
7440-22-4	SILVER	2.79E-06	0.00001	B

Data Package ID: *IM0809093-1*

ICPMS Metals

Method SW6020
Calibration Blanks

Lab Name: **Paragon Analytics**
Work Order Number: 0809093
Client Name: URS
ClientProject ID: Prather Phase 1 Investigation

Lab ID: CCB1
QC Type: Continuing Calibration

Run ID: IM080917-1A3
Date Analyzed: 09/17/2008
Time Analyzed: 1:42:00 PM
Result Units: MG/L

CASNO	Target Analyte	Result	Reporting Limit	Result Qualifier
7440-38-2	ARSENIC	0.0000155	0.0002	B
7440-43-9	CADMIUM	0.00003	0.00003	U
7439-92-1	LEAD	3.09E-06	0.00005	B
7782-49-2	SELENIUM	0.000028	0.0001	B
7440-22-4	SILVER	3.19E-06	0.00001	B

Data Package ID: *IM0809093-1*

ICPMS Metals

Method SW6020
Calibration Blanks

Lab Name: **Paragon Analytics**
Work Order Number: 0809093
Client Name: URS
ClientProject ID: Prather Phase 1 Investigation

Lab ID: CCB2
QC Type: Continuing Calibration

Run ID: IM080917-1A3
Date Analyzed: 09/17/2008
Time Analyzed: 2:23:00 PM
Result Units: MG/L

CASNO	Target Analyte	Result	Reporting Limit	Result Qualifier
7440-38-2	ARSENIC	0.0000309	0.0002	B
7440-43-9	CADMIUM	0.00003	0.00003	U
7439-92-1	LEAD	0.0000167	0.00005	B
7782-49-2	SELENIUM	0.0001	0.0001	U
7440-22-4	SILVER	6.65E-06	0.00001	B

Data Package ID: *IM0809093-1*

ICPMS Metals

Method SW6020
Calibration Blanks

Lab Name: **Paragon Analytics**
Work Order Number: 0809093
Client Name: URS
ClientProject ID: Prather Phase 1 Investigation

Lab ID: CCB3
QC Type: Continuing Calibration

Run ID: IM080917-1A3
Date Analyzed: 09/17/2008
Time Analyzed: 3:00:00 PM
Result Units: MG/L

CASNO	Target Analyte	Result	Reporting Limit	Result Qualifier
7440-38-2	ARSENIC	0.0000206	0.0002	B
7440-43-9	CADMIUM	4.87E-06	0.00003	B
7439-92-1	LEAD	0.0000239	0.00005	B
7782-49-2	SELENIUM	0.0000238	0.0001	B
7440-22-4	SILVER	5.83E-06	0.00001	B

Data Package ID: *IM0809093-1*

ICPMS Metals

Method SW6020
Calibration Blanks

Lab Name: **Paragon Analytics**
Work Order Number: 0809093
Client Name: URS
ClientProject ID: Prather Phase 1 Investigation

Lab ID: CCB4
QC Type: Continuing Calibration

Run ID: IM080917-1A3
Date Analyzed: 09/17/2008
Time Analyzed: 4:21:00 PM
Result Units: MG/L

CASNO	Target Analyte	Result	Reporting Limit	Result Qualifier
7440-38-2	ARSENIC	0.0002	0.0002	U
7440-43-9	CADMIUM	0.00003	0.00003	U
7439-92-1	LEAD	7.02E-06	0.00005	B
7782-49-2	SELENIUM	0.0001	0.0001	U
7440-22-4	SILVER	3.63E-06	0.00001	B

Data Package ID: *IM0809093-1*

ICPMS Metals

Method SW6020

ICP Interference Check Sample

Lab Name: **Paragon Analytics**
Work Order Number: 0809093
Client Name: URS
ClientProject ID: Prather Phase 1 Investigation

Run ID: IM080917-1A3
Date Analyzed: 09/17/2008
Result Units: MG/L

CASNO	Target Analyte	Spike Added		Results		% Rec.
		ICSA1	ICSAB1	ICSA1	ICSAB1	
7440-43-9	CADMIUM		0.002		0.00202	101
7439-92-1	LEAD		0.01		0.01040	104
7440-22-4	SILVER		0.002		0.00201	100

Data Package ID: *IM0809093-1*

ICPMS Metals

Method SW6020

ICP Interference Check Sample

Lab Name: **Paragon Analytics**
Work Order Number: 0809093
Client Name: URS
ClientProject ID: Prather Phase 1 Investigation

Run ID: IM080917-1A3
Date Analyzed: 09/17/2008
Result Units: MG/L

CASNO	Target Analyte	Spike Added		Results		% Rec.
		ICSA2	ICSAB2	ICSA2	ICSAB2	
7440-38-2	ARSENIC		0.004		0.00400	100
7782-49-2	SELENIUM		0.004		0.00410	102

Data Package ID: *IM0809093-1*

Metals Linear Ranges

Lab Name: **Paragon Analytics**
Work Order Number: 0809093
Client Name: URS
ClientProject ID: Prather Phase 1 Investigation

Instrument ID: ICPMS
Active Date: 07/26/2008
Expiration Date: 10/15/2008

CASNO	Target Analyte	Concentration (ppm)
7440-38-2	ARSENIC	0.02
7440-43-9	CADMIUM	0.01
7440-50-8	COPPER	0.01
7439-92-1	LEAD	0.05
7439-96-5	MANGANESE	0.05
7782-49-2	SELENIUM	0.02
7440-22-4	SILVER	0.01

ICPMS Run Log -- 9/17/2008

Instrument ID: ICPMS
File Name: 17SEP08A
AnalRunID: IM080917-1A1
CalibRefID: IM080917-1A1

Comment	Field ID	Lab ID	DF	Date Analyzed	Time Analyzed
		0		9/17/2008	12:10
		L/100 STDUP		9/17/2008	12:13
		L/20		9/17/2008	12:16
		L/10		9/17/2008	12:19
		LOW/2 STDUP		9/17/2008	12:22
		LOW		9/17/2008	12:25
		MID		9/17/2008	12:28
		HIGH/2 STDUP		9/17/2008	12:31
		HIGH		9/17/2008	12:35
		HIGH STDUP		9/17/2008	12:39
		ICV	1	9/17/2008	12:44
		ICB	1	9/17/2008	13:04
- Mo		CRI1	1	9/17/2008	13:07
- Uraniu		CRI2	1	9/17/2008	13:10
- As,Mo,Se		ICSA1	1	9/17/2008	13:13
- As,Mo,Se		ICSAB1	1	9/17/2008	13:16
- As,Se		F080915-1MB	10	9/17/2008	13:19
- As,Se	PS-MW12D	0809093-1	10	9/17/2008	13:24
- As,Se	PS-MW13D	0809093-2	10	9/17/2008	13:27
- As,Se	PS-MW07S	0809093-3	10	9/17/2008	13:30
- As,Se	PS-MW07S Dup	0809093-4	10	9/17/2008	13:33
- As,Se	PS-MW07D	0809093-5	10	9/17/2008	13:36
		CCV1	1	9/17/2008	13:39
		CCB1	1	9/17/2008	13:42
- As,Se	PS-MW09S	0809093-6	10	9/17/2008	13:45
- As,Se	PS-MW10S	0809093-7	10	9/17/2008	13:48
- As,Se	PS-MW11S	0809093-9	10	9/17/2008	13:52
- As,Se	PS-MW10D	0809093-8	10	9/17/2008	13:55
- As,Se	PS-MW10D	0809093-8SER	50	9/17/2008	13:58
- As,Se	PS-MW10D	0809093-8MS	10	9/17/2008	14:01
- As,Se	PS-MW10D	0809093-8MSD	10	9/17/2008	14:04
Ag,Cadmiu,Lead,Mo,Uraniu		ICSA2	1	9/17/2008	14:11
Ag,Cadmiu,Lead,Mo,Uraniu		ICSAB2	1	9/17/2008	14:14
Ag,Cadmiu,Lead,Mo,Uraniu		F080915-1MB	10	9/17/2008	14:17
		CCV2	1	9/17/2008	14:20

Data Package ID: IM0809093-1

ICPMS Run Log -- 9/17/2008

Instrument ID: ICPMS
File Name: 17SEP08A
AnalRunID: IM080917-1A1
CalibRefID: IM080917-1A1

Comment	Field ID	Lab ID	DF	Date Analyzed	Time Analyzed
		CCB2	1	9/17/2008	14:23
Ag,Cadmiu,Lead,Mo,Uraniu		IP080917-22LCS	10	9/17/2008	14:26
Ag,Cadmiu,Lead,Mo,Uraniu	PS-MW12D	0809093-1	10	9/17/2008	14:29
Ag,Cadmiu,Lead,Mo,Uraniu	PS-MW13D	0809093-2	10	9/17/2008	14:32
Ag,Cadmiu,Lead,Mo,Uraniu	PS-MW07S	0809093-3	10	9/17/2008	14:35
Ag,Cadmiu,Lead,Mo,Uraniu	PS-MW07S Dup	0809093-4	10	9/17/2008	14:39
Ag,Cadmiu,Lead,Mo,Uraniu	PS-MW07D	0809093-5	10	9/17/2008	14:42
Ag,Cadmiu,Lead,Mo,Uraniu	PS-MW09S	0809093-6	10	9/17/2008	14:45
Ag,Cadmiu,Lead,Mo,Uraniu	PS-MW10S	0809093-7	10	9/17/2008	14:48
Ag,Cadmiu,Lead,Mo,Uraniu	PS-MW11S	0809093-9	10	9/17/2008	14:51
Ag,Cadmiu,Lead,Mo,Uraniu	PS-MW10D	0809093-8	10	9/17/2008	14:54
		CCV3	1	9/17/2008	14:57
		CCB3	1	9/17/2008	15:00
Ag,Cadmiu,Lead,Mo,Uraniu	PS-MW10D	0809093-8SER	50	9/17/2008	15:03
Ag,Cadmiu,Lead,Mo,Uraniu	PS-MW10D	0809093-8MS	10	9/17/2008	15:06
Ag,Cadmiu,Lead,Mo,Uraniu	PS-MW10D	0809093-8MSD	10	9/17/2008	15:09
Ag,As,Cadmiu,Lead,Se,Uraniu		ICSA3	1	9/17/2008	15:35
Ag,As,Cadmiu,Lead,Se,Uraniu		ICSAB3	1	9/17/2008	15:38
- As,Se		IP080916-1MB	10	9/17/2008	15:45
- As,Se		IM080916-1LCS	10	9/17/2008	15:47
- As,Mo,Se		0808200-7	100	9/17/2008	16:01
- As,Mo,Se		0808200-7DUP	100	9/17/2008	16:04
- As,Mo,Se		0808200-7SER	500	9/17/2008	16:07
		CCV4	1	9/17/2008	16:10
		CCB4	1	9/17/2008	16:21
- As,Mo,Se		0808200-7MS	100	9/17/2008	16:24
- As,Mo,Se		0808200-7MSD	100	9/17/2008	16:27
- As,Se		0808200-8	10	9/17/2008	16:30
- As,Se		0808200-9	10	9/17/2008	16:35
- As,Se		0808200-10	10	9/17/2008	16:38
- As,Se		0808200-11	10	9/17/2008	16:42
- As,Se		0808200-12	10	9/17/2008	16:45
- As,Se		0808200-13	10	9/17/2008	16:48
- As,Se		0808200-14	10	9/17/2008	16:51
- As,Se		0808200-15	10	9/17/2008	16:54

Data Package ID: IM0809093-1

ICPMS Run Log -- 9/17/2008

Instrument ID: ICPMS
File Name: 17SEP08A
AnalRunID: IM080917-1A1
CalibRefID: IM080917-1A1

Comment	Field ID	Lab ID	DF	Date Analyzed	Time Analyzed
		CCV5	1	9/17/2008	16:57
		CCB5	1	9/17/2008	17:00
- As,Se		0808200-16	10	9/17/2008	17:03
- As,Se		0808200-17	10	9/17/2008	17:06
- As,Se		0808200-18	10	9/17/2008	17:09
- As,Se		0808200-19	10	9/17/2008	17:28
- As,Se		0808200-20	10	9/17/2008	17:31
- As,Se		0808200-21	10	9/17/2008	17:34
- As,Se		0808200-22	10	9/17/2008	17:37
- As,Se		0808200-23	10	9/17/2008	17:41
- As,Se		0808200-24	10	9/17/2008	17:44
- As,Se		0808200-25	10	9/17/2008	17:47
		CCV6	1	9/17/2008	17:50
		CCB6	1	9/17/2008	17:53
- As,Se		0808200-26	10	9/17/2008	17:56
- As,Se		IP080916-3MB	10	9/17/2008	18:05
- As,Se		IM080916-3LCS	10	9/17/2008	18:08
- As,Se		0808200-27	10	9/17/2008	18:11
- As,Se		0808200-27DUP	10	9/17/2008	18:14
- As,Se		0808200-27SER	50	9/17/2008	18:17
- As,Se,Uraniu		0808200-27MS	10	9/17/2008	18:20
- As,Se,Uraniu		0808200-27MSD	10	9/17/2008	18:23
- As,Se		0808200-28	10	9/17/2008	18:28
- As,Se		0808200-29	10	9/17/2008	18:32
		CCV7	1	9/17/2008	18:35
		CCB7	1	9/17/2008	18:40
- As,Se,Uraniu		0808200-30	10	9/17/2008	18:44
- As,Se,Uraniu		0808200-31	10	9/17/2008	18:48
- As,Se		0808200-32	10	9/17/2008	18:51
- As,Se		0808200-33	10	9/17/2008	18:54
- As,Se,Uraniu		0808200-34	10	9/17/2008	18:57
- As,Se		0808200-35	10	9/17/2008	19:00
- As,Se,Uraniu		0808200-36	10	9/17/2008	19:03
- As,Se		0808200-37	10	9/17/2008	19:06
- As,Se,Uraniu		0808200-38	10	9/17/2008	19:09

Data Package ID: IM0809093-1

ICPMS Run Log -- 9/17/2008

Instrument ID: ICPMS
File Name: 17SEP08A
AnalRunID: IM080917-1A1
CalibRefID: IM080917-1A1

Comment	Field ID	Lab ID	DF	Date Analyzed	Time Analyzed
- As,Mo,Se,Uraniu		0808200-39	20	9/17/2008	19:12
		CCV8	1	9/17/2008	19:15
		CCB8	1	9/17/2008	19:19
- As,Se,Uraniu		0808200-40	10	9/17/2008	19:24
- As,Se		0808200-41	100	9/17/2008	19:27
- As,Se		0808200-42	100	9/17/2008	19:30
- As,Se		0808200-43	10	9/17/2008	19:33
- As,Se,Uraniu		0808200-44	10	9/17/2008	19:37
- As,Se,Uraniu		0808200-45	10	9/17/2008	19:40
- As,Se,Uraniu		0808200-46	10	9/17/2008	19:43
- As,Mo,Se		0808200-27MS	50	9/17/2008	19:46
- As,Mo,Se		0808200-27MSD	50	9/17/2008	19:49
		CCV9	1	9/17/2008	19:52
		CCB9	1	9/17/2008	19:56

Data Package ID: IM0809093-1

ICPMS Run Log -- 9/17/2008

Instrument ID: ICPMS
File Name: 17SEP08A
AnalRunID: IM080917-1A1
CalibRefID: IM080917-1A1

Start Date: 9/17/2008
End Date: 9/17/2008

Lab ID	DF	Time	AG	AS	BI	CA	IN	LE	MO	SE	UR	AG	AG	AG	AG	AG	AG	AG	AG	AG	AG	AG	AG	AG	AG	AG	AG	AG	AG	AG	AG	AG	AG	AG	AG	AG	AG
L/100 STDUP		12:13	X	X	X	X	X	X	X	X	X																										
LOW/2 STDUP		12:22	X	X	X	X	X	X	X	X	X																										
HIGH/2 STDUP		12:31	X	X	X	X	X	X	X	X	X																										
HIGH STDUP		12:39	X	X	X	X	X	X	X	X	X																										
ICV	1	12:44	X	X	X	X	X	X	X	X	X																										
ICB	1	13:04	X	X	X	X	X	X	X	X	X																										
CRI1	1	13:07	X	X	X	X	X	X		X	X																										
CRI2	1	13:10	X	X	X	X	X	X	X	X																											
ICSA1	1	13:13	X		X	X	X	X			X																										
ICSAB1	1	13:16	X		X	X	X	X			X																										
F080915-1MB	10	13:19	X		X	X	X	X	X		X																										
0809093-1	10	13:24	X		X	X	X	X	X		X																										
0809093-2	10	13:27	X		X	X	X	X	X		X																										
0809093-3	10	13:30	X		X	X	X	X	X		X																										
0809093-4	10	13:33	X		X	X	X	X	X		X																										
0809093-5	10	13:36	X		X	X	X	X	X		X																										
CCV1	1	13:39	X	X	X	X	X	X	X	X	X																										
CCB1	1	13:42	X	X	X	X	X	X	X	X	X																										
0809093-6	10	13:45	X		X	X	X	X	X		X																										
0809093-7	10	13:48	X		X	X	X	X	X		X																										
0809093-9	10	13:52	X		X	X	X	X	X		X																										
0809093-8	10	13:55	X		X	X	X	X	X		X																										
0809093-8SER	50	13:58	X		X	X	X	X	X		X																										
0809093-8MS	10	14:01	X		X	X	X	X	X		X																										
0809093-8MSD	10	14:04	X		X	X	X	X	X		X																										

Data Package ID: IM0809093-1

Paragon Analytics
LIMS Version: 6.193A

Date Printed: Friday, September 19, 2008

ICPMS Run Log -- 9/17/2008

Instrument ID: ICPMS
File Name: 17SEP08A
AnalRunID: IM080917-1A1
CalibRefID: IM080917-1A1

Start Date: 9/17/2008
End Date: 9/17/2008

Lab ID	DF	Time	AG	AS	BI	CA	IN	LE	MO	SE	UR	AG	AG	AG	AG	AG	AG	AG	AG	AG	AG	AG	AG	AG	AG	AG	AG	AG	AG	AG	AG	AG	AG	AG	AG	AG	AG
ICSA2	1	14:11		X	X		X			X																											
ICSAB2	1	14:14		X	X		X			X																											
F080915-1MB	10	14:17		X	X		X			X																											
CCV2	1	14:20	X	X	X	X	X	X	X	X	X																										
CCB2	1	14:23	X	X	X	X	X	X	X	X	X																										
IP080917-22LCS	10	14:26		X	X		X			X																											
0809093-1	10	14:29		X	X		X			X																											
0809093-2	10	14:32		X	X		X			X																											
0809093-3	10	14:35		X	X		X			X																											
0809093-4	10	14:39		X	X		X			X																											
0809093-5	10	14:42		X	X		X			X																											
0809093-6	10	14:45		X	X		X			X																											
0809093-7	10	14:48		X	X		X			X																											
0809093-9	10	14:51		X	X		X			X																											
0809093-8	10	14:54		X	X		X			X																											
CCV3	1	14:57	X	X	X	X	X	X	X	X	X																										
CCB3	1	15:00	X	X	X	X	X	X	X	X	X																										
0809093-8SER	50	15:03		X	X		X			X																											
0809093-8MS	10	15:06		X	X		X			X																											
0809093-8MSD	10	15:09		X	X		X			X																											
ICSA3	1	15:35			X		X		X																												
ICSAB3	1	15:38			X		X		X																												
IP080916-1MB	10	15:45	X		X	X	X	X	X		X																										
IM080916-1LCS	10	15:47	X		X	X	X	X	X		X																										
0808200-7	100	16:01	X		X	X	X	X			X																										

Data Package ID: IM0809093-1

Paragon Analytics
LIMS Version: 6.193A

Date Printed: Friday, September 19, 2008

ICPMS Run Log -- 9/17/2008

Instrument ID: ICPMS
File Name: 17SEP08A
AnalRunID: IM080917-1A1
CalibRefID: IM080917-1A1

Start Date: 9/17/2008
End Date: 9/17/2008

Lab ID	DF	Time	AG	AS	BI	CA	IN	LE	MO	SE	UR	AG	AG	AG	AG	AG	AG	AG	AG	AG	AG	AG	AG	AG	AG	AG	AG	AG	AG	AG	AG	AG	AG	AG	AG	AG	AG
0808200-7DUP	100	16:04	X		X	X	X	X			X																										
0808200-7SER	500	16:07	X		X	X	X	X			X																										
CCV4	1	16:10	X	X	X	X	X	X	X	X	X																										
CCB4	1	16:21	X	X	X	X	X	X	X	X	X																										
0808200-7MS	100	16:24	X		X	X	X	X			X																										
0808200-7MSD	100	16:27	X		X	X	X	X			X																										
0808200-8	10	16:30	X		X	X	X	X	X		X																										
0808200-9	10	16:35	X		X	X	X	X	X		X																										
0808200-10	10	16:38	X		X	X	X	X	X		X																										
0808200-11	10	16:42	X		X	X	X	X	X		X																										
0808200-12	10	16:45	X		X	X	X	X	X		X																										
0808200-13	10	16:48	X		X	X	X	X	X		X																										
0808200-14	10	16:51	X		X	X	X	X	X		X																										
0808200-15	10	16:54	X		X	X	X	X	X		X																										
CCV5	1	16:57	X	X	X	X	X	X	X	X	X																										
CCB5	1	17:00	X	X	X	X	X	X	X	X	X																										
0808200-16	10	17:03	X		X	X	X	X	X		X																										
0808200-17	10	17:06	X		X	X	X	X	X		X																										
0808200-18	10	17:09	X		X	X	X	X	X		X																										
0808200-19	10	17:28	X		X	X	X	X	X		X																										
0808200-20	10	17:31	X		X	X	X	X	X		X																										
0808200-21	10	17:34	X		X	X	X	X	X		X																										
0808200-22	10	17:37	X		X	X	X	X	X		X																										
0808200-23	10	17:41	X		X	X	X	X	X		X																										
0808200-24	10	17:44	X		X	X	X	X	X		X																										

Data Package ID: IM0809093-1

ICPMS Run Log -- 9/17/2008

Instrument ID: ICPMS
File Name: 17SEP08A
AnalRunID: IM080917-1A1
CalibRefID: IM080917-1A1

Start Date: 9/17/2008
End Date: 9/17/2008

Lab ID	DF	Time	AG	AS	BI	CA	IN	LE	MO	SE	UR	AG	AG	AG	AG	AG	AG	AG	AG	AG	AG	AG	AG	AG	AG	AG	AG	AG	AG	AG	AG	AG	AG	AG	AG	AG	AG
0808200-25	10	17:47	X		X	X	X	X	X		X																										
CCV6	1	17:50	X	X	X	X	X	X	X	X	X																										
CCB6	1	17:53	X	X	X	X	X	X	X	X	X																										
0808200-26	10	17:56	X		X	X	X	X	X		X																										
IP080916-3MB	10	18:05	X		X	X	X	X	X		X																										
IM080916-3LCS	10	18:08	X		X	X	X	X	X		X																										
0808200-27	10	18:11	X		X	X	X	X	X		X																										
0808200-27DUP	10	18:14	X		X	X	X	X	X		X																										
0808200-27SER	50	18:17	X		X	X	X	X	X		X																										
0808200-27MS	10	18:20	X		X	X	X	X	X																												
0808200-27MSD	10	18:23	X		X	X	X	X	X																												
0808200-28	10	18:28	X		X	X	X	X	X		X																										
0808200-29	10	18:32	X		X	X	X	X	X		X																										
CCV7	1	18:35	X	X	X	X	X	X	X	X	X																										
CCB7	1	18:40	X	X	X	X	X	X	X	X	X																										
0808200-30	10	18:44	X		X	X	X	X	X																												
0808200-31	10	18:48	X		X	X	X	X	X																												
0808200-32	10	18:51	X		X	X	X	X	X		X																										
0808200-33	10	18:54	X		X	X	X	X	X		X																										
0808200-34	10	18:57	X		X	X	X	X	X																												
0808200-35	10	19:00	X		X	X	X	X	X		X																										
0808200-36	10	19:03	X		X	X	X	X	X																												
0808200-37	10	19:06	X		X	X	X	X	X		X																										
0808200-38	10	19:09	X		X	X	X	X	X																												
0808200-39	20	19:12	X		X	X	X	X																													

Data Package ID: IM0809093-1

ICPMS Run Log -- 9/17/2008

Instrument ID: ICPMS
File Name: 17SEP08A
AnalRunID: IM080917-1A1
CalibRefID: IM080917-1A1

Start Date: 9/17/2008
End Date: 9/17/2008

Lab ID	DF	Time	AG	AS	BI	CA	IN	LE	MO	SE	UR	AG	AG	AG	AG	AG	AG	AG	AG	AG	AG	AG	AG	AG	AG	AG	AG	AG	AG	AG	AG	AG	AG	AG	AG	AG	AG	AG
CCV8	1	19:15	X	X	X	X	X	X	X	X	X																											
CCB8	1	19:19	X	X	X	X	X	X	X	X	X																											
0808200-40	10	19:24	X		X	X	X	X	X																													
0808200-41	100	19:27	X		X	X	X	X	X		X																											
0808200-42	100	19:30	X		X	X	X	X	X		X																											
0808200-43	10	19:33	X		X	X	X	X	X		X																											
0808200-44	10	19:37	X		X	X	X	X	X																													
0808200-45	10	19:40	X		X	X	X	X	X																													
0808200-46	10	19:43	X		X	X	X	X	X																													
0808200-27MS	50	19:46	X		X	X	X	X			X																											
0808200-27MSD	50	19:49	X		X	X	X	X			X																											
CCV9	1	19:52	X	X	X	X	X	X	X	X	X																											
CCB9	1	19:56	X	X	X	X	X	X	X	X	X																											

Data Package ID: IM0809093-1

Paragon Analytics
LIMS Version: 6.193A

Date Printed: Friday, September 19, 2008

Raw Data

HEADER INFROMATION FOR ANALYTICAL SEQUENCE 080917A

STANDARD SOLUTION CODES

Stock A (ST080626-1) Exp. 1-23-09

Element	ug/ml
Al, Ca, Mg	1000
Na, K	500
Fe	400
Li	10

Standard	Dilution	Procedure
A1	1/2 of Stock A	5ml of Stock A to 10ml final volume.
A2	1/10 of A1	1ml of Standard A1 up to a 10ml final volume.
A3	1/10 of A2	1ml of Standard A2 up to a 10ml final volume.

Stock B (ST080626-2) Exp. 12-31-08

Element	ug/ml
P, Si	100
B, Ba, Cr, Cu, Mn, Mo, Ni, Pb, Sn, Sr, Ti ,Zn	20
As, Cd, Co, Se, Tl, V	10
Ag, Sb	4
Be	2

Stock Ag- 1000 ug/ml (ST071101-9) Exp. 1-23-09
Stock Th – 1000 ug/ml (ST071101-10) Exp. 1-23-09

The following dilutions of Stock Ag and Stock Th are made to provide the daily calibration Standards.

Standard	Dilution	Procedure
B1	1/2 of Stock B 1/500 Ag and 1/500 Th	5ml of Stock B and 0.02ml of Stock Ag and Stock Th up to a 10ml final volume.
B2	1/10 of B1	1.0ml of Standard B1 up to a 10ml final volume.
B3	1/10 of B2	1.0ml of Standard B2 up to a 10ml final volume.

Stock C (ST0080626-3) Exp. 1-23-09

Element	ug/ml
S, U	100
Bi, Zr	10

Standard	Dilution	Procedure
C1	1/2 of Stock C	5ml of Stock C up to a 10ml final volume.
C2	1/10 of C1	1.0ml of Standard C1 up to a 10ml final volume.
C3	1/10 of C2	1.0ml of Standard C2 up to a 10ml final volume.

RL STD (Reporting Limit Standard) Intermediate.
(ST071101-8) Exp. 12-31-2008

Element	ug/ml
K, Na	500
Ca, Mg	200
Al, U	100
B, Fe, P, S, Si	50
Li, Mo, Sn, Sr, Ti	10
Sb	8
Ni, As, Bi, Se, Th, Tl, Zn, Zr	5
Pb	3
Ag, Ba, Co, Cr, Cu, Mn, V	2
Be, Cd	1

RL STD (working standard) made daily by diluting the intermediate above 1000 fold. This working standard had concentration levels at the normal Paragon reporting limits for all elements except Ca, Mg and Na, K which are at 0.2ppm and 0.5ppm, this is below the normal Paragon reporting limit.

Blank Solution

Double D.I. water, 3% HNO_3 and 5%HCl
Used for Std. Blank, ICB and CCB

CCV (ST080813-1) Exp. 1-10-10

Element	ug/ml
Al, Ca, Mg, K, Na	50
Fe	20
U, P, S, Si	5
B, Ba, Cr, Cu, Mn, Mo, Ni, Pb, Se, Sn, Zn, Zr	1
As, Be, Bi, Cd, Co, Li, Sb, Sr, Ti, Tl, V	0.5
Ag, Th	0.2

ICV (ST080813-1) Exp. 1-10-10
Prepared daily by diluting the CCV (described above) ½.
The 1/2 dilution is made by diluting 5ml of the CCV to a 10ml final volume.
The resulting concentrations are:

Element	ug/ml
Al, Ca, Mg, K, Na	25
Fe	10
U, P, S, Si	2.5
B, Ba, Cr, Cu, Mn, Mo, Ni, Pb, Se, Sn, Zn, Zr	0.5
As, Be, Bi, Cd, Co, Li, Sb, Sr, Ti, Tl, V	0.25
Ag, Th	0.1

CRI (ST080813-6) Exp. 1-10-10
Made By diluting
1.0ml of CRI Stock (ST080813-2) Exp. 1-10-10
to a 100ml final volume.

Element	ug/ml
Ca, Mg, K, Na	5.0
Al, Ba	0.4
B, Fe, U, P, S,V	0.2
Sb	0.12
Co, Si,, Sn	0.1
Ni	0.08
Cu, Bi, Zr	0.05
Zn	0.04
Mn	0.03
Ag, Cr, Li, Mo, Sr, Ti, Tl	0.02
Be, Cd, As, Se, Th, Pb	0.01

ICSA (ST080813-3) Exp. 9-13-09

Element	ug/ml
Ca, Mg, Al	250
Fe	100

ICSAB (ST080813-4) Exp. 1-23-09

Element	ug/ml
Ca, Mg, Al	250
Fe	100
U	10
B, Si, Li, Mo, Sn, Sr, Ti, Cd, Zn, Ni, Ag, P, S	1.0
Sb	0.6
Ba, Be, Co, V, Cr, Cu, Mn, Bi, Zr	0.5
Ag	0.2
As, Tl	0.1
Se, Pb, Th	0.05

Pipette ID Numbers

1.0ml to 5.0ml --- M-55
0.1ml to 1.0ml --- M-61
0.01ml to 0.1ml --- M-57

Acid Lot Numbers

HCl – G05039
HNO_3 – G04026

Inter Element Correction Information

The following table summarizes spectral interferences that have been identified and for which IEC's are used. If a sample contains a concentration of an interfering element that exceeds the upper analytical range, and an affected element is being determined, it is necessary to dilute the sample to bring the interfering element into analytical range.

Interfering Element (ug/ml)	Affected Element
Al (500)	Se, Pb
Mg (500)	Th, Zn
Fe (200)	Se, Tl, V, Pb, U
Si (50)	Zr
U (50)	Al, Cr, Cu, Bi, Pb, Mg, Se, Ag, Tl, Si
Ba (10)	Co
Cr (10)	Sb
Cu (10)	Bi
Mn (10)	Tl, Se
Mo (10)	Al, Si, Pb,, Sb
Ti (10)	Co, Bi, Si, Sn, Tl, Pb, Zr
As (5)	Cd
V (5)	Al, Be, Tl
Zr (5)	Ag

The following table lists element concentrations (ug/ml) that no significant spectral interferences have been observed.

Element	Concentration	Element	Concentration	Element	Concentration
K	500	Se	10		
Na	500	Pb	10	Li	5
Ca	500	Zn	10	Cd	5
P	50	Sr	10	Co	5
S	50	Sn	10	Ag	2
Ni	10	Bi	5	Sb	2
B	10	Tl	5	Be	1

2X – Dilution made by diluting 2.5ml of sample up to a 5ml final volume.
3X - Dilution made by diluting 2.0ml of sample up to a 6ml final volume.
4X - Dilution made by diluting 2.0ml of sample up to a 8ml final volume.
5X - Dilution made by diluting 1.0ml of sample to a 5ml final volume.
10X - Dilution made by diluting 0.5ml of sample to a 5ml final volume.
20X – Dilution made by diluting 0.25ml of sample to a 5ml final volume.
25X – Dilution made by diluting 0.2ml of sample to a 5ml final volume.
50X – Dilution made by diluting 0.1ml of sample to a 5ml final volume.
100X – Dilution made by diluting 0.05ml of sample to a 5ml final volume.
500X – Dilution made by diluting 0.02ml of sample to a 10ml final volume.
1000X – Dilution made by diluting a 10X dilution 100X.

Analytical Spikes

0809093-8MS/MSD – Spiked for all elements at Paragon standard by diluting 0.1ml of Z spike(ST080818-4) and 0.1ml of Cation spike(ST080818-5) up to a 5ml final volume with sample.

0808201-21 – Post spiked for K at 80ppm by diluting 0.2ml of Cation spike(ST080818-5) up to a 5ml final volume with sample digestate.

0808200-1 – Post spiked for K at 80ppm and Fe at 2ppm by 0.2ml of Cation spike(ST080818-5) and 0.2ml of Z spike(ST080818-4) up to a 5ml final volume with digestate.

0808200-41 – Post spiked for K at 80ppm by diluting 0.2ml of Cation spike(ST080818-5) up to a 5ml final volume with sample digestate.

0808200-7 – Post spiked for K at 80ppm by diluting 0.2ml of Cation spike(ST080818-5) up to a 5ml final volume with sample digestate.

0808200-27 – Post spiked for K at 80ppm by diluting 0.2ml of Cation spike(ST080818-5) up to a 5ml final volume with sample digestate.

Comments

1. Please see run log and work orders for elements of interest.

Daily Maintenance

1. Check/ Change Peristaltic pump tubing.
2. Check the torch for deposits, clean if necessary.
3. Check/ Empty drain water.

Daily Maintenance done by _____RF_____.

Monthly Maintenance

1. Check/Clean nebulizer and spray chamber.
2. Clean air filters
3. Check/Clean entrance slit.
4. Fill water recirculating reservoir.

Monthly maintenance done by: RF 9-2-08.

Major problems / adjustments / repairs recorded in the ICP Maintenance Log (3716).

ICPTrace2 Run Log -- 9/17/2008

Instrument ID: ICPTrace2
File Name: 080917A.
AnalRunID: IT080917-2A1
CalibRefID: IT080917-2A1

Comment	Inst Sample Name	Lab ID	DF	Date Analyzed	Time Analyzed
	MIXBHIGH	MIXBHIGH	1	9/17/2008	10:49
	MIXAHIGH	MIXAHIGH	1	9/17/2008	10:51
	MIXCHIGH	MIXCHIGH	1	9/17/2008	10:53
	ICV	ICV	1	9/17/2008	11:03
	ICB	ICB	1	9/17/2008	11:05
	CRI	CRI1	1	9/17/2008	11:08
	ICSA	ICSA1	1	9/17/2008	11:10
	ICSAB	ICSAB1	1	9/17/2008	11:12
	CCV	CCV1	1	9/17/2008	11:14
	CCB	CCB1	1	9/17/2008	11:17
+ Ba,K,Na,Sr	0809009-1 100X	0809009-1	100	9/17/2008	11:19
+ Ba,K,Na,Sr	0809009-2 100X	0809009-2	100	9/17/2008	11:21
+ Ba,K,Na,Sr	0809009-3 100X	0809009-3	100	9/17/2008	11:23
	F080915-1MB	F080915-1MB	1	9/17/2008	11:27
	0809093-1	0809093-1	1	9/17/2008	11:29
	0809093-2	0809093-2	1	9/17/2008	11:30
	0809093-3	0809093-3	1	9/17/2008	11:32
	0809093-4	0809093-4	1	9/17/2008	11:34
- S	0809093-5	0809093-5	1	9/17/2008	11:36
	0809093-6	0809093-6	1	9/17/2008	11:38
	CCV	CCV2	1	9/17/2008	11:40
	CCB	CCB2	1	9/17/2008	11:42
	0809093-7	0809093-7	1	9/17/2008	11:44
	0809093-8	0809093-8	1	9/17/2008	11:46
	0809093-8L 5X	0809093-8SER	5	9/17/2008	11:48
	0809093-8MS	0809093-8MS	1	9/17/2008	11:50
	0809093-8MSD	0809093-8MSD	1	9/17/2008	11:52
	0809093-9	0809093-9	1	9/17/2008	11:54
	IP080911-2MB	IP080911-2MB	1	9/17/2008	11:56
	IP080911-2LCS	IP080911-2LCS	1	9/17/2008	11:58
- S	0808201-1	0808201-1	1	9/17/2008	12:00
- S	0808201-2	0808201-2	1	9/17/2008	12:02
	CCV	CCV3	1	9/17/2008	12:04
	CCB	CCB3	1	9/17/2008	12:07
- S	0808201-2D	0808201-2DUP	1	9/17/2008	12:09

Data Package ID:

ICPTrace2 Run Log -- 9/17/2008

Instrument ID: ICPTrace2
File Name: 080917A.
AnalRunID: IT080917-2A1
CalibRefID: IT080917-2A1

Comment	Inst Sample Name	Lab ID	DF	Date Analyzed	Time Analyzed
- S	0808201-2L 5X	0808201-2SER	5	9/17/2008	12:11
- S	0808201-2MS	0808201-2MS	1	9/17/2008	12:13
- S	0808201-2MSD	0808201-2MSD	1	9/17/2008	12:15
	0808201-3	0808201-3	1	9/17/2008	12:17
	0808201-4	0808201-4	1	9/17/2008	12:19
	0808201-5	0808201-5	1	9/17/2008	12:21
- Na,S	0808201-6	0808201-6	1	9/17/2008	12:23
- Ca,S	0808201-7	0808201-7	1	9/17/2008	12:25
- S	0808201-8	0808201-8	1	9/17/2008	12:27
	CCV	CCV4	1	9/17/2008	12:32
	CCB	CCB4	1	9/17/2008	12:34
- Ca,Na,S	0808201-9	0808201-9	1	9/17/2008	12:36
- S	0808201-10	0808201-10	1	9/17/2008	12:38
- S	0808201-11	0808201-11	1	9/17/2008	12:40
- Ca,S	0808201-12	0808201-12	1	9/17/2008	12:42
- Ca,Mn,Na,S,Se,Tl	0808201-13	0808201-13	1	9/17/2008	12:44
- S	0808201-14	0808201-14	1	9/17/2008	12:46
- S	0808201-15	0808201-15	1	9/17/2008	12:48
- S	0808201-16	0808201-16	1	9/17/2008	12:50
- S	0808201-17	0808201-17	1	9/17/2008	12:52
- S	0808201-18	0808201-18	1	9/17/2008	12:54
	CCV	CCV5	1	9/17/2008	12:58
	CCB	CCB5	1	9/17/2008	13:00
	ZZZ	0808201-19	1	9/17/2008	13:02
	ZZZ	0808201-20	1	9/17/2008	13:04
	ZZZ	IP080912-1MB	1	9/17/2008	13:06
	ZZZ	IP080912-1LCS	1	9/17/2008	13:08
	ZZZ	0808201-21	1	9/17/2008	13:10
	ZZZ	0808201-21DUP	1	9/17/2008	13:12
	ZZZ	0808201-21SER	5	9/17/2008	13:14
	ZZZ	0808201-21MS	1	9/17/2008	13:16
	ZZZ	0808201-21MSD	1	9/17/2008	13:18
	ZZZ	0808201-22	1	9/17/2008	13:20
	ZZZ	CCV6	1	9/17/2008	13:22
	ZZZ	CCB6	1	9/17/2008	13:24

Data Package ID:

ICPTrace2 Run Log -- 9/17/2008

Instrument ID: ICPTrace2
File Name: 080917A.
AnalRunID: IT080917-2A1
CalibRefID: IT080917-2A1

Comment	Inst Sample Name	Lab ID	DF	Date Analyzed	Time Analyzed
	ZZZ	0808201-23	1	9/17/2008	13:26
	ZZZ	0808201-24	1	9/17/2008	13:28
	CCV	CCV7	1	9/17/2008	13:31
	CCB	CCB7	1	9/17/2008	13:33
- S	0808201-19	0808201-19	1	9/17/2008	13:36
- S	0808201-20	0808201-20	1	9/17/2008	13:37
	IP080912-1MB	IP080912-1MB	1	9/17/2008	13:39
	IP080912-1LCS	IP080912-1LCS	1	9/17/2008	13:41
- Ca,S	0808201-21	0808201-21	1	9/17/2008	13:43
- Ca,S	0808201-21D	0808201-21DUP	1	9/17/2008	13:45
- Ca,S	0808201-21L 5X	0808201-21SER	5	9/17/2008	13:47
- Ca,S	0808201-21MS	0808201-21MS	1	9/17/2008	13:49
- Ca,S	0808201-21MSD	0808201-21MSD	1	9/17/2008	13:51
- Ca,Na,S	0808201-22	0808201-22	1	9/17/2008	13:53
	CCV	CCV8	1	9/17/2008	13:55
	CCB	CCB8	1	9/17/2008	13:58
- Ca,Mn,Na,S,Se,Tl	0808201-23	0808201-23	1	9/17/2008	14:00
- Ca,Mn,S,Se,Tl	0808201-24	0808201-24	1	9/17/2008	14:02
- Ca,Na,S	0808201-25	0808201-25	1	9/17/2008	14:04
- S	0808201-26	0808201-26	1	9/17/2008	14:06
- Ca,S	0808201-27	0808201-27	1	9/17/2008	14:08
	0808201-28	0808201-28	1	9/17/2008	14:10
- Ca,Mg,Na,S,Th,Zn	0808201-29	0808201-29	1	9/17/2008	14:12
- S	0808201-30	0808201-30	1	9/17/2008	14:14
- Ca,Na,S	0808201-31	0808201-31	1	9/17/2008	14:15
- S	0808201-32	0808201-32	1	9/17/2008	14:17
	CCV	CCV9	1	9/17/2008	14:20
	CCB	CCB9	1	9/17/2008	14:22
- S	0808201-33	0808201-33	1	9/17/2008	14:24
	0808201-34	0808201-34	1	9/17/2008	14:26
	0808201-35	0808201-35	1	9/17/2008	14:28
- Ca,Na,S	0808201-36	0808201-36	1	9/17/2008	14:30
	0808201-37	0808201-37	1	9/17/2008	14:32
- S	0808201-38	0808201-38	1	9/17/2008	14:34
- Ca,Mn,S,Se,Tl	0808201-39	0808201-39	1	9/17/2008	14:36

Data Package ID:

ICPTrace2 Run Log -- 9/17/2008

Instrument ID: ICPTrace2
File Name: 080917A.
AnalRunID: IT080917-2A1
CalibRefID: IT080917-2A1

Comment	Inst Sample Name	Lab ID	DF	Date Analyzed	Time Analyzed
- S	0808201-40	0808201-40	1	9/17/2008	14:38
	F080909-1MB	F080909-1MB	1	9/17/2008	14:41
	F080909-1LCS	F080909-1LCS	1	9/17/2008	14:43
	CCV	CCV10	1	9/17/2008	14:45
	CCB	CCB10	1	9/17/2008	14:47
	0808149-6	0808149-6	1	9/17/2008	14:49
	0808149-7	0808149-7	1	9/17/2008	14:51
- Ca,S	0808200-1	0808200-1	1	9/17/2008	14:53
- Ca,S	0808200-1D	0808200-1DUP	1	9/17/2008	14:55
- Ca,S	0808200-1L 5X	0808200-1SER	5	9/17/2008	14:57
- Ca,S	0808200-1MS	0808200-1MS	1	9/17/2008	14:59
- Ca,S	0808200-1MSD	0808200-1MSD	1	9/17/2008	15:01
	0808200-2	0808200-2	1	9/17/2008	15:03
- Ca,S	0808200-3	0808200-3	1	9/17/2008	15:05
	0808200-4	0808200-4	1	9/17/2008	15:07
	CCV	CCV11	1	9/17/2008	15:11
	CCB	CCB11	1	9/17/2008	15:14
	CRI	CRI2	1	9/17/2008	15:16
	ICSA	ICSA2	1	9/17/2008	15:18
	ICSAB	ICSAB2	1	9/17/2008	15:20
	CCV	CCV12	1	9/17/2008	15:23
	CCB	CCB12	1	9/17/2008	15:25
- Ca,Mg,Na,S,Th,Zn	0808200-5	0808200-5	1	9/17/2008	15:27
	0808200-6	0808200-6	1	9/17/2008	15:29
- S	0808201-41	0808201-41	1	9/17/2008	15:31
- S	0808201-41D	0808201-41DUP	1	9/17/2008	15:33
- S	0808201-41L 5X	0808201-41SER	5	9/17/2008	15:35
- S	0808201-41MS	0808201-41MS	1	9/17/2008	15:37
- S	0808201-41MSD	0808201-41MSD	1	9/17/2008	15:39
+ Fe	0808211-11	0808211-11	1	9/17/2008	15:41
+ Sb	IP080910-3MB	IP080910-3MB	1	9/17/2008	15:43
+ Sb	IP080910-3LCS	IP080910-3LCS	1	9/17/2008	15:45
	CCV	CCV13	1	9/17/2008	15:47
	CCB	CCB13	1	9/17/2008	15:49
+ Sb	0808126-2	0808126-2	1	9/17/2008	15:52

Data Package ID:

ICPTrace2 Run Log -- 9/17/2008

Instrument ID: ICPTrace2
File Name: 080917A.
AnalRunID: IT080917-2A1
CalibRefID: IT080917-2A1

Comment	Inst Sample Name	Lab ID	DF	Date Analyzed	Time Analyzed
+ Sb	0808126-2D	0808126-2DUP	1	9/17/2008	15:54
+ Sb	0808126-2L 5X	0808126-2SER	5	9/17/2008	15:56
+ Sb	0808126-2MS	0808126-2MS	1	9/17/2008	15:58
+ Sb	0808126-2MSD	0808126-2MSD	1	9/17/2008	16:00
	IP080916-1MB	IP080916-1MB	1	9/17/2008	16:02
	IP080916-1LCS	IP080916-1LCS	1	9/17/2008	16:04
- Ca,Na,S	0808200-7	0808200-7	1	9/17/2008	16:06
- Ca,Na,S	0808200-7D	0808200-7DUP	1	9/17/2008	16:08
- Ca,Na,S	0808200-7L 5X	0808200-7SER	5	9/17/2008	16:09
	CCV	CCV14	1	9/17/2008	16:12
	CCB	CCB14	1	9/17/2008	16:23
- Ca,Na,S	0808200-7MS	0808200-7MS	1	9/17/2008	16:25
- Ca,Na,S	0808200-7MSD	0808200-7MSD	1	9/17/2008	16:26
	0808200-8	0808200-8	1	9/17/2008	16:28
	0808200-9	0808200-9	1	9/17/2008	16:30
	0808200-10	0808200-10	1	9/17/2008	16:32
	0808200-11	0808200-11	1	9/17/2008	16:34
	0808200-12	0808200-12	1	9/17/2008	16:36
	0808200-13	0808200-13	1	9/17/2008	16:38
	0808200-14	0808200-14	1	9/17/2008	16:40
	0808200-15	0808200-15	1	9/17/2008	16:42
	CCV	CCV15	1	9/17/2008	16:46
	CCB	CCB15	1	9/17/2008	16:50
	0808200-16	0808200-16	1	9/17/2008	16:52
	0808200-17	0808200-17	1	9/17/2008	16:54
- S	0808200-18	0808200-18	1	9/17/2008	16:56
	0808200-19	0808200-19	1	9/17/2008	16:58
	0808200-20	0808200-20	1	9/17/2008	17:00
	0808200-21	0808200-21	1	9/17/2008	17:02
	0808200-22	0808200-22	1	9/17/2008	17:04
- S	0808200-23	0808200-23	1	9/17/2008	17:06
- S	0808200-24	0808200-24	1	9/17/2008	17:08
	0808200-25	0808200-25	1	9/17/2008	17:10
	CCV	CCV16	1	9/17/2008	17:12
	CCB	CCB16	1	9/17/2008	17:15

Data Package ID:

ICPTrace2 Run Log -- 9/17/2008

Instrument ID: ICPTrace2
File Name: 080917A.
AnalRunID: IT080917-2A1
CalibRefID: IT080917-2A1

Comment	Inst Sample Name	Lab ID	DF	Date Analyzed	Time Analyzed
	0808200-26	0808200-26	1	9/17/2008	17:17
	IP080916-3MB	IP080916-3MB	1	9/17/2008	17:19
	IP080916-3LCS	IP080916-3LCS	1	9/17/2008	17:21
- Ca,Mg,Na,S,Th,Zn	0808200-27	0808200-27	1	9/17/2008	17:23
- Ca,Na,S	0808200-27D	0808200-27DUP	1	9/17/2008	17:25
- Ca,Mg,Na,S,Th,Zn	0808200-27L 5X	0808200-27SER	5	9/17/2008	17:27
- Ca,Mg,Na,S,Th,Zn	0808200-27MS	0808200-27MS	1	9/17/2008	17:29
- Ca,Mg,Na,S,Th,Zn	0808200-27MSD	0808200-27MSD	1	9/17/2008	17:31
- Ca,S	0808200-28	0808200-28	1	9/17/2008	17:33
	0808200-29	0808200-29	1	9/17/2008	17:35
	CCV	CCV17	1	9/17/2008	17:37
	CCB	CCB17	1	9/17/2008	17:39
	0808200-30	0808200-30	1	9/17/2008	17:41
	0808200-31	0808200-31	1	9/17/2008	17:43
	0808200-32	0808200-32	1	9/17/2008	17:45
	0808200-33	0808200-33	1	9/17/2008	17:47
	0808200-34	0808200-34	1	9/17/2008	17:49
	0808200-35	0808200-35	1	9/17/2008	17:51
	0808200-36	0808200-36	1	9/17/2008	17:53
	0808200-37	0808200-37	1	9/17/2008	17:55
	0808200-38	0808200-38	1	9/17/2008	17:57
- Ca,Mg,S,Th,Zn	0808200-39	0808200-39	1	9/17/2008	17:59
	CCV	CCV18	1	9/17/2008	18:01
	CCB	CCB18	1	9/17/2008	18:04
- Ca,Na,S	0808200-40	0808200-40	1	9/17/2008	18:06
- Ca,S	0808200-41	0808200-41	1	9/17/2008	18:08
- Ca,Na,S	0808200-42	0808200-42	1	9/17/2008	18:10
	0808200-43	0808200-43	1	9/17/2008	18:12
	0808200-44	0808200-44	1	9/17/2008	18:14
	0808200-45	0808200-45	1	9/17/2008	18:16
	0808200-46	0808200-46	1	9/17/2008	18:18
+ Na,S	0808201-6 10X	0808201-6	10	9/17/2008	18:20
+ Ca,S	0808201-7 10X	0808201-7	10	9/17/2008	18:22
+ Ca,Na	0808201-9 10X	0808201-9	10	9/17/2008	18:24
	CCV	CCV19	1	9/17/2008	18:28

Data Package ID:

ICPTrace2 Run Log -- 9/17/2008

Instrument ID: ICPTrace2
File Name: 080917A.
AnalRunID: IT080917-2A1
CalibRefID: IT080917-2A1

Comment	Inst Sample Name	Lab ID	DF	Date Analyzed	Time Analyzed
	CCB	CCB19	1	9/17/2008	18:31
+ Ca	0808201-12 10X	0808201-12	10	9/17/2008	18:33
+ Ca,Mn,Na,Se,Tl	0808201-13 10X	0808201-13	10	9/17/2008	18:35
+ Ca	0808201-21 10X	0808201-21	10	9/17/2008	18:37
+ Ca	0808201-21D 10X	0808201-21DUP	10	9/17/2008	18:39
+ Ca	0808201-21L 50X	0808201-21SER	50	9/17/2008	18:41
+ Ca	0808201-21MS 10X	0808201-21MS	10	9/17/2008	18:43
+ Ca	0808201-21MSD 10X	0808201-21MSD	10	9/17/2008	18:45
+ Ca,Na	0808201-22 10X	0808201-22	10	9/17/2008	18:47
+ Ca,Mn,Na,Se,Tl	0808201-23 10X	0808201-23	10	9/17/2008	18:49
+ Ca,Mn,Se,Tl	0808201-24 10X	0808201-24	10	9/17/2008	18:51
	CCV	CCV20	1	9/17/2008	18:55
	CCB	CCB20	1	9/17/2008	18:57
+ Ca,Na	0808201-25 10X	0808201-25	10	9/17/2008	19:00
+ Ca,S	0808201-27 10X	0808201-27	10	9/17/2008	19:02
+ Ca,Mg,Na,Th,Zn	0808201-29 10X	0808201-29	10	9/17/2008	19:04
+ Ca,Na	0808201-31 10X	0808201-31	10	9/17/2008	19:06
+ Ca,Na	0808201-36 10X	0808201-36	10	9/17/2008	19:08
+ Ca,Mn,Se,Tl	0808201-39 10X	0808201-39	10	9/17/2008	19:10
+ Ca	0808200-1 10X	0808200-1	10	9/17/2008	19:12
+ Ca	0808200-1D 10X	0808200-1DUP	10	9/17/2008	19:14
+ Ca	0808200-1L 50X	0808200-1SER	50	9/17/2008	19:16
+ Ca	0808200-1MS 10X	0808200-1MS	10	9/17/2008	19:18
	CCV	CCV21	1	9/17/2008	19:20
	CCB	CCB21	1	9/17/2008	19:22
+ Ca	0808200-1MSD 10X	0808200-1MSD	10	9/17/2008	19:24
+ Ca,S	0808200-3 10X	0808200-3	10	9/17/2008	19:26
+ Ca,Mg,Na,Th,Zn	0808200-5 10X	0808200-5	10	9/17/2008	19:28
+ Ca,Na	0808200-7 10X	0808200-7	10	9/17/2008	19:30
+ Ca,Na	0808200-7D 10X	0808200-7DUP	10	9/17/2008	19:32
+ Ca,Na	0808200-7L 50X	0808200-7SER	50	9/17/2008	19:34
+ Ca,Na	0808200-7MS 10X	0808200-7MS	10	9/17/2008	19:36
+ Ca,Na	0808200-7MSD 10X	0808200-7MSD	10	9/17/2008	19:38
+ Ca,Mg,Na,Th,Zn	0808200-27 10X	0808200-27	10	9/17/2008	19:40
+ Ca,Na	0808200-27D 10X	0808200-27DUP	10	9/17/2008	19:42

Data Package ID:

ICPTrace2 Run Log -- 9/17/2008

Instrument ID: ICPTrace2
File Name: 080917A.
AnalRunID: IT080917-2A1
CalibRefID: IT080917-2A1

Comment	Inst Sample Name	Lab ID	DF	Date Analyzed	Time Analyzed
	CCV	CCV22	1	9/17/2008	19:46
	CCB	CCB22	1	9/17/2008	19:48
+ Ca,Mg,Na,Th,Zn	0808200-27L 50X	0808200-27SER	50	9/17/2008	19:50
+ Ca,Mg,Na,Th,Zn	0808200-27MS 10X	0808200-27MS	10	9/17/2008	19:52
+ Ca,Mg,Na,Th,Zn	0808200-27MSD 10X	0808200-27MSD	10	9/17/2008	19:54
+ Ca,S	0808200-28 10X	0808200-28	10	9/17/2008	19:56
+ Ca,Mg,Th,Zn	0808200-39 10X	0808200-39	10	9/17/2008	19:58
+ Ca,Na	0808200-40 10X	0808200-40	10	9/17/2008	20:00
+ Ca,S	0808200-41 10X	0808200-41	10	9/17/2008	20:02
+ Ca,Na	0808200-42 10X	0808200-42	10	9/17/2008	20:04
- Ca,S	0808201-21A	0808201-21A	1	9/17/2008	20:06
- Ca,S	0808200-1A	0808200-1A	1	9/17/2008	20:08
	CCV	CCV23	1	9/17/2008	20:11
	CCB	CCB23	1	9/17/2008	20:13
- Ca,S	0808200-41A	0808200-41A	1	9/17/2008	20:15
- Ca,Na,S	0808200-7A	0808200-7A	1	9/17/2008	20:17
- Ca,Mg,Na,S,Th,Zn	0808200-27A	0808200-27A	1	9/17/2008	20:19
	IP080917-1MB	IP080917-1MB	1	9/17/2008	20:22
	IP080917-1LCS	IP080917-1LCS	1	9/17/2008	20:24
	0809052-1	0809052-1	1	9/17/2008	20:26
	0809052-1D	0809052-1DUP	1	9/17/2008	20:28
	0809052-1L 5X	0809052-1SER	5	9/17/2008	20:30
	0809052-1MS	0809052-1MS	1	9/17/2008	20:32
	0809052-1MSD	0809052-1MSD	1	9/17/2008	20:34
	CCV	CCV24	1	9/17/2008	20:36
	CCB	CCB24	1	9/17/2008	20:38
	CRI	CRI3	1	9/17/2008	20:40
	ICSA	ICSA3	1	9/17/2008	20:42
	ICSAB	ICSAB3	1	9/17/2008	20:45
	CCV	CCV25	1	9/17/2008	20:47
	CCB	CCB25	1	9/17/2008	20:49

Data Package ID:

Sample Id1	Ag	Al	As	B	Ba	Be	Bi	Ca	Cd	Co	Cr	Cu
MIXBHIGH	H2.00053	-0.04461	4.95818	9.94881	9.79788	0.98843	-0.00340	-0.03164	H5.01396	4.99395	H10.02677	9.87732
MIXAHIGH	0.00028	491.94496	0.00158	0.01283	0.00196	0.00089	0.00649	475.31882	0.00029	0.00705	0.01405	-0.00652
MIXCHIGH	-0.00624	0.16231	-0.00240	0.01491	-0.00045	0.00454	H5.03914	0.03543	-0.00029	0.00419	L-0.01744	-0.00505
ICV	0.09933	25.60880	0.25835	0.50541	0.49403	0.25131	0.26492	25.37612	0.25114	0.25072	0.50629	0.50765
ICB	-0.00121	-0.00812	0.00027	-0.00170	-0.00008	0.00020	-0.00593	-0.06194	-0.00018	-0.00170	-0.00097	-0.00136
CRI	0.01983	0.53832	0.01000	0.41675	0.41197	0.01070	0.05450	5.46568	0.01055	0.10274	0.02245	0.05102
ICSA	-0.00019	250.20825	-0.00164	-0.00349	0.00019	0.00089	0.00170	249.67274	-0.00010	0.00266	-0.00099	-0.00449
ICSAB	0.18966	251.96323	0.09362	0.97924	0.49228	0.46825	0.52393	254.19415	0.95793	0.47674	0.44953	0.51312
CCV	0.19719	51.29915	0.51302	1.01796	0.98956	0.49847	0.52991	50.96197	0.49904	0.49867	1.00057	1.01406
CCB	0.00017	0.01408	-0.00136	-0.00049	0.00016	0.00035	-0.00034	-0.05681	0.00015	-0.00025	-0.00019	-0.00114
0809009-1 100X	-0.00008	0.03125	-0.00159	0.03808	0.85665	0.00023	0.00055	3.78030	0.00006	-0.00033	-0.00010	0.00017
0809009-2 100X	-0.00044	0.03133	-0.00018	0.06291	0.17374	0.00027	0.00017	3.92711	0.00004	-0.00024	0.00008	-0.00059
0809009-3 100X	-0.00046	0.03408	-0.00288	0.04106	0.06430	0.00031	0.00049	2.72917	0.00022	0.00011	-0.00004	-0.00063
F080915-1MB	-0.00002	0.01742	0.00370	-0.00368	0.00010	0.00033	0.00062	-0.01161	-0.00020	0.00034	-0.00004	-0.00039
0809093-1	-0.00044	0.02036	0.00224	0.03221	0.06694	0.00041	0.00392	56.67101	0.00002	0.00047	0.00093	0.00087
0809093-2	-0.00038	0.02038	0.02327	0.06209	0.06249	0.00048	0.00341	56.32891	0.00005	0.00105	0.00052	-0.00025
0809093-3	-0.00041	0.02332	0.00375	0.02631	0.13277	0.00055	0.00303	133.55535	-0.00004	0.00071	0.00113	0.00008
0809093-4	-0.00028	0.02788	0.00792	0.02735	0.13205	0.00063	-0.00142	133.62652	0.00004	0.00071	0.00099	0.00003
0809093-5	-0.00032	0.04924	0.01703	0.06934	0.14942	0.00065	0.00113	102.11690	0.00004	0.00191	-0.00014	0.00077
0809093-6	-0.00030	0.03728	0.00134	0.02075	0.06338	0.00055	0.00106	56.46758	-0.00006	0.00061	0.00045	0.00036
CCV	0.19359	50.23924	0.49384	0.99330	0.97145	0.48613	0.51852	49.83993	0.49107	0.48729	0.98239	0.99271
CCB	0.00004	0.03080	-0.00294	-0.00317	0.00016	0.00032	-0.00117	-0.05803	0.00030	-0.00016	-0.00022	-0.00189
0809093-7	-0.00091	0.03974	0.00308	0.02622	0.14911	0.00052	-0.00028	138.44977	-0.00033	0.00067	0.00037	0.00036
0809093-8	-0.00029	0.03427	0.01551	0.03141	0.25049	0.00070	0.00259	116.69474	-0.00006	0.00087	0.00037	-0.00007
0809093-8L 5X	-0.00039	0.04528	0.00302	0.00565	0.04965	0.00057	-0.00135	22.03472	0.00022	0.00003	-0.00002	-0.00086
0809093-8MS	-0.00129	2.40361	2.36228	1.19536	2.43758	0.05416	0.00005	162.21632	0.05741	0.54283	0.21801	0.28148
0809093-8MSD	0.00000	2.31165	2.28974	1.15507	2.36346	0.05210	-0.00082	156.73292	0.05511	0.52232	0.21076	0.27118
0809093-9	-0.00119	0.04532	0.00325	0.02421	0.06768	0.00076	0.00150	56.60679	-0.00013	-0.00045	0.00103	-0.00001
IP080911-2MB	-0.00039	0.03295	-0.00271	-0.00160	0.00013	0.00059	0.00042	-0.05278	-0.00009	-0.00007	-0.00017	-0.00091
IP080911-2LCS	-0.00029	2.10107	2.02839	1.00302	1.97383	0.04962	-0.00309	40.65658	0.04912	0.48486	0.19627	0.24762
0808201-1	-0.00096	0.38643	0.00122	0.07106	0.11744	0.00061	-0.00166	110.60743	-0.00007	0.00424	0.00083	0.00236
0808201-2	-0.00023	0.07360	0.00392	0.04299	0.06185	0.00055	0.00068	194.42684	0.00013	0.00010	0.00108	-0.00116
CCV	0.19567	50.39569	0.50329	0.99715	0.98645	0.48621	0.52241	50.34077	0.49438	0.49031	0.99350	0.99112
CCB	-0.00111	0.04430	-0.00558	-0.00286	-0.00007	0.00039	-0.00479	-0.05974	0.00002	-0.00117	-0.00040	-0.00021
0808201-2D	-0.00102	0.06436	0.00128	0.04200	0.06179	0.00062	-0.00002	195.53924	0.00016	-0.00007	0.00043	0.00123
0808201-2L 5X	-0.00018	0.06393	0.00353	0.00758	0.01269	0.00045	-0.00199	37.14101	0.00021	-0.00097	-0.00056	0.00025
0808201-2MS	0.00028	2.10712	1.95947	1.02376	1.96476	0.04742	-0.00038	235.87520	0.04861	0.46621	0.18958	0.24684
0808201-2MSD	0.00028	2.12232	1.96846	1.02574	1.96148	0.04769	0.00141	237.49855	0.04886	0.46746	0.19023	0.24796
0808201-3	-0.00022	0.06162	0.00375	0.04389	0.11285	0.00050	0.00024	64.93197	0.00025	0.00015	0.00092	0.00268
0808201-4	-0.00028	0.05812	-0.00215	0.03187	0.14280	0.00053	0.00151	26.21470	-0.00001	-0.00005	0.00193	0.00273
0808201-5	0.00002	0.04778	0.00314	0.03165	0.14401	0.00048	-0.00072	31.05599	0.00020	-0.00049	0.00106	0.00049
0808201-6	-0.00126	0.05133	-0.00305	0.09065	0.02840	0.00076	0.00112	435.21101	0.00029	0.00039	-0.00032	0.00109
0808201-7	-0.00302	0.02506	-0.00507	0.09502	0.04766	0.00084	-0.00544	H601.75751	0.00035	-0.00226	-0.00253	0.00036
0808201-8	0.00061	0.03264	0.00404	0.07485	0.04663	0.00073	0.00326	330.14891	0.00055	0.01040	0.00110	0.00297
CCV	0.19524	50.18387	0.49763	0.99622	0.97925	0.47948	0.52093	49.31654	0.49099	0.48431	0.98254	0.99505
CCB	-0.00033	0.05405	0.00246	-0.00252	0.00013	0.00040	0.00030	-0.05754	0.00003	0.00002	0.00007	0.00025
0808201-9	-0.00261	0.06980	1.02785	0.13324	0.03717	0.00115	-0.00754	H780.76695	-0.00055	-0.00147	-0.00305	0.01218
0808201-10	-0.00105	0.05277	0.28138	0.07033	0.06896	0.00088	0.00276	267.40826	0.00005	0.00097	-0.00001	0.00391
0808201-11	0.00018	0.04102	0.00454	0.04297	0.10352	0.00068	0.00317	202.46214	0.00001	-0.00061	0.00104	0.00251
0808201-12	-0.00038	0.04624	-0.00266	0.09285	0.03096	0.00098	-0.00508	H643.78057	0.00007	0.07487	-0.00023	0.00072

Sample Id1	Ag	Al	As	B	Ba	Be	Bi	Ca	Cd	Co	Cr	Cu
0808201-13	0.00104	0.05095	0.00449	0.11507	0.09193	0.00115	-0.00050	H546.65403	0.00413	0.51552	0.00293	0.01024
0808201-14	-0.00042	0.04773	0.00033	0.04413	0.06262	0.00096	-0.00164	264.04452	0.00027	0.00197	-0.00005	0.00155
0808201-15	-0.00025	0.04359	-0.00125	0.05958	0.06361	0.00087	0.00166	391.57511	-0.00010	0.00506	0.00084	0.00454
0808201-16	-0.00013	0.04774	0.00094	0.03158	0.11838	0.00065	0.00171	166.09261	0.00006	0.00016	0.00218	0.00162
0808201-17	-0.00013	0.04064	-0.00148	0.05029	0.07465	0.00088	0.00241	371.07721	0.00018	0.00009	0.00106	0.00138
0808201-18	-0.00178	0.02599	-0.00299	0.05767	0.09705	0.00081	-0.00401	416.16102	-0.00034	-0.00171	0.00029	0.00055
CCV	0.19366	50.08360	0.48750	0.99203	0.99128	0.47119	0.52257	48.62316	0.48611	0.47959	0.97523	0.99077
CCB	0.00020	0.06736	-0.00119	-0.00271	0.00025	0.00045	0.00068	-0.05644	0.00019	0.00017	0.00098	-0.00050
ZZZ	0.00013	0.08037	0.00190	0.03900	0.09646	0.00074	-0.00040	241.38521	0.00027	-0.00029	0.00010	-0.00023
ZZZ	-0.00070	0.08084	0.00347	0.05534	0.04575	0.00091	-0.00021	408.49308	0.00026	-0.00009	0.00019	0.00014
ZZZ	-0.00055	0.07091	-0.00125	-0.00399	0.00019	0.00055	0.00118	-0.03274	0.00001	-0.00060	-0.00045	-0.00031
ZZZ	0.00025	2.12542	2.02821	1.00663	2.00972	0.04942	0.00323	39.52256	0.05014	0.48686	0.19929	0.24886
ZZZ	-0.00054	0.08118	0.00516	0.07619	0.11516	0.00090	-0.00040	H561.02362	0.00027	-0.00002	0.00041	0.18572
ZZZ	-0.00011	0.07167	-0.00058	0.07628	0.11788	0.00096	0.00189	H561.12602	0.00049	0.00054	0.00107	0.19096
ZZZ	-0.00485	0.04344	L-0.01441	0.00983	0.02413	0.00061	-0.01854	107.74216	-0.00088	-0.00558	-0.00491	0.03467
ZZZ	-0.00059	2.26005	2.12217	1.12755	2.19055	0.04885	-0.00105	H644.37800	0.05085	0.48008	0.19436	0.46160
ZZZ	-0.00041	2.26863	2.11230	1.12521	2.20983	0.04838	-0.00117	H631.77123	0.05021	0.47575	0.19385	0.46483
ZZZ	-0.00111	0.06952	-0.00108	0.15598	0.10915	0.00117	-0.00366	H569.46956	0.00639	0.17815	0.00061	0.00062
ZZZ	0.20985	55.42306	0.54518	1.09837	1.13212	0.51905	0.58497	52.25331	0.51856	0.52369	1.06021	1.11511
ZZZ	-0.00017	0.05863	-0.00266	-0.00341	0.00016	0.00089	-0.00174	-0.05657	0.00022	-0.00055	0.00018	0.00054
ZZZ	0.00631	0.03589	0.00314	0.12431	0.02105	0.00145	-0.00128	H590.11649	0.00897	0.41540	0.01372	0.00187
ZZZ	0.00639	0.03747	0.00083	0.09778	0.03309	0.00127	0.00039	H518.75197	0.00338	0.21439	0.01366	0.00093
CCV	0.19061	49.13627	0.48196	0.97868	0.98717	0.46147	0.51257	47.72905	0.48009	0.47159	0.96479	0.97276
CCB	0.00027	0.09481	-0.00041	-0.00162	0.00016	0.00056	-0.00066	-0.05596	0.00026	0.00026	0.00033	-0.00078
0808201-19	-0.00039	0.02864	0.00100	0.03883	0.09584	0.00070	0.00087	230.18319	0.00014	-0.00041	0.00034	-0.00069
0808201-20	-0.00110	0.02825	0.00314	0.05397	0.04530	0.00088	-0.00148	391.62228	0.00007	-0.00015	-0.00002	-0.00065
IP080912-1MB	0.00034	0.01466	-0.00046	-0.00351	0.00018	0.00050	-0.00008	-0.04056	0.00030	0.00020	-0.00002	-0.00064
IP080912-1LCS	0.00032	2.08629	2.07549	1.02898	2.06236	0.05014	-0.00070	39.89030	0.05013	0.49380	0.20229	0.25270
0808201-21	0.00006	0.02671	0.00224	0.07945	0.11690	0.00112	0.00207	H596.66549	0.00058	0.00063	0.00090	0.18619
0808201-21D	-0.00019	0.02890	0.00061	0.07947	0.11827	0.00114	0.00405	H598.23240	0.00043	0.00018	0.00050	0.18872
0808201-21L 5X	0.00057	0.02325	-0.00249	0.01445	0.02503	0.00082	0.00067	110.62846	0.00036	0.00047	0.00035	0.03755
0808201-21MS	0.00006	2.21359	2.12274	1.13504	2.20841	0.04865	0.00147	H637.93826	0.05033	0.47878	0.19435	0.46123
0808201-21MSD	-0.00062	2.23727	2.05664	1.11874	2.23697	0.04622	-0.00063	H588.36785	0.04865	0.45659	0.18549	0.46839
0808201-22	0.00018	0.02092	0.00364	0.16336	0.11206	0.00142	-0.00073	H593.67478	0.00674	0.18567	0.00112	0.00061
CCV	0.18954	48.35370	0.48547	0.97892	0.98781	0.45794	0.50980	47.20641	0.47549	0.46920	0.95958	0.96382
CCB	0.00008	0.03068	-0.00164	-0.00150	0.00015	0.00077	0.00112	-0.05705	0.00010	0.00008	0.00025	-0.00115
0808201-23	0.00429	0.02121	-0.00063	0.11691	0.01953	0.00131	-0.00230	H577.69915	0.00825	0.39594	0.01259	-0.00008
0808201-24	0.00565	0.01451	0.00224	0.09572	0.03148	0.00124	0.00090	H538.59615	0.00330	0.21450	0.01383	-0.00047
0808201-25	0.00010	0.02682	-0.00249	0.12804	0.01821	0.00119	-0.00190	H538.10720	0.00020	0.01503	0.00160	-0.00038
0808201-26	-0.00011	0.01042	-0.00181	0.05133	0.08092	0.00099	-0.00115	129.61793	0.00016	-0.00061	0.00015	0.00032
0808201-27	-0.00120	0.01219	-0.00327	0.09950	0.04586	0.00137	-0.00677	H596.09707	-0.00015	-0.00098	-0.00042	0.00277
0808201-28	-0.00025	0.01456	0.00398	0.04841	0.13676	0.00107	-0.00147	81.30512	0.00026	-0.00024	0.00066	0.00515
0808201-29	-0.00031	0.02102	0.00156	0.13401	0.01856	0.00150	0.00114	H642.63727	0.00041	0.00319	-0.00029	0.00120
0808201-30	-0.00100	0.01800	0.00094	0.06630	0.04131	0.00134	0.07383	463.14089	0.00010	-0.00019	0.00000	0.02997
0808201-31	0.00075	0.00927	-0.00305	0.13138	0.04887	0.00145	0.00561	H814.41416	0.00023	0.00033	0.00096	0.02366
0808201-32	-0.00023	0.01420	0.00077	0.05875	0.06945	0.00119	0.00389	351.68212	0.00031	0.00003	-0.00006	0.05233
CCV	0.19235	47.99117	0.47941	0.96654	0.97864	0.46594	0.50664	46.59325	0.47392	0.47839	0.94958	0.95752
CCB	-0.00037	0.04409	0.00269	-0.00329	0.00019	0.00098	0.00118	-0.05705	0.00010	0.00023	0.00026	-0.00110
0808201-33	0.00009	0.07368	-0.00058	0.03985	0.10257	0.00025	-0.00006	160.97433	0.00011	-0.00015	0.00044	0.00208
0808201-34	0.00017	0.13743	0.00044	0.08491	0.09319	0.00022	0.00189	38.62968	0.00025	-0.00013	0.00182	-0.00008

Sample Id1	Ag	Al	As	B	Ba	Be	Bi	Ca	Cd	Co	Cr	Cu
0808201-35	0.00035	0.05044	0.00302	0.05172	0.08083	0.00009	-0.00027	14.20708	0.00030	-0.00045	0.00110	-0.00087
0808201-36	-0.00108	0.06939	1.06129	0.13876	0.03802	0.00084	-0.00104	H818.95977	-0.00032	0.00063	-0.00097	0.00458
0808201-37	-0.00022	0.04475	0.00460	0.02124	0.10315	0.00014	-0.00180	25.68576	-0.00003	-0.00036	0.00054	-0.00082
0808201-38	-0.00016	0.03945	-0.00254	0.04258	0.10225	0.00035	0.00133	217.62172	0.00031	0.00001	0.00278	-0.00048
0808201-39	0.00008	0.05617	0.00184	0.10680	0.08745	0.00067	-0.00186	H505.22342	0.00337	0.46024	0.00138	0.00592
0808201-40	-0.00120	0.04123	-0.00125	0.03922	0.06430	0.00031	-0.00362	247.35235	-0.00022	-0.00004	-0.00038	-0.00013
F080909-1MB	-0.00010	0.04958	-0.00344	-0.00407	0.00015	0.00017	0.00436	0.01617	0.00009	-0.00047	0.00080	-0.00157
F080909-1LCS	0.09647	2.08682	2.04170	1.01728	2.05643	0.05047	-0.00312	41.46384	0.04994	0.50879	0.20311	0.24713
CCV	0.19386	48.72222	0.48219	0.98033	1.00718	0.46562	0.51565	48.63625	0.47516	0.48269	0.95685	0.97211
CCB	0.00005	0.04969	-0.00395	-0.00271	0.00016	-0.00005	-0.00111	-0.05746	0.00019	-0.00069	-0.00005	-0.00166
0808149-6	0.00010	0.17986	-0.00198	0.01186	0.04150	-0.00005	0.00424	36.82668	0.00024	0.00025	0.00079	0.00181
0808149-7	-0.00023	0.67362	-0.00035	0.01355	0.07672	0.00014	0.00064	23.23486	0.00005	-0.00033	0.00080	0.00172
0808200-1	-0.00037	0.01927	-0.00344	0.09239	0.01967	0.00046	-0.00095	H765.99266	0.00016	0.00008	0.00057	-0.00007
0808200-1D	-0.00117	0.00002	0.00252	0.09053	0.01947	0.00039	-0.00102	H743.20562	-0.00019	-0.00066	-0.00026	-0.00024
0808200-1L 5X	0.00035	0.00990	0.00229	0.01877	0.00457	0.00009	-0.00008	146.99945	0.00022	0.00033	0.00052	0.00016
0808200-1MS	0.09837	2.07712	2.01611	1.09862	2.03345	0.04676	-0.00102	H806.12402	0.04801	0.46948	0.18611	0.25655
0808200-1MSD	0.09827	2.10940	2.03029	1.11040	2.03779	0.04766	0.00109	H830.89138	0.04904	0.47848	0.19088	0.25654
0808200-2	-0.00016	-0.00186	-0.00226	0.04016	0.15925	0.00022	0.00049	61.72483	0.00017	0.00002	0.00101	0.00017
0808200-3	-0.00004	0.00905	0.00061	0.08197	0.02409	0.00068	0.00105	H698.41833	0.00020	0.00033	0.00077	0.03352
0808200-4	0.00021	-0.00859	0.00286	0.02433	0.14819	0.00015	0.00055	29.78143	0.00019	-0.00014	0.00088	0.00008
CCV	0.19510	49.14436	0.48903	1.00214	1.01433	0.47631	0.51254	50.33129	0.48416	0.49687	0.98592	0.97287
CCB	-0.00053	0.01796	-0.00091	-0.00201	0.00020	0.00020	-0.00104	-0.05467	-0.00007	-0.00011	0.00018	-0.00132
CRI	0.01884	0.53065	0.00915	0.40700	0.42308	0.00993	0.05056	5.35935	0.01015	0.10144	0.02146	0.04854
ICSA	-0.00043	240.79720	-0.00637	-0.00477	0.00022	0.00059	0.00125	243.45000	0.00010	0.00272	-0.00055	-0.00579
ICSAB	0.19112	244.44512	0.08917	0.98569	0.50415	0.45921	0.51765	259.10445	0.95836	0.48717	0.45635	0.49271
CCV	0.19077	47.81635	0.47511	0.96610	0.98652	0.45854	0.50329	48.63489	0.47127	0.47734	0.95299	0.94574
CCB	0.00010	0.02104	-0.00311	-0.00213	0.00016	-0.00006	-0.00123	-0.05657	0.00019	-0.00056	0.00055	-0.00137
0808200-5	-0.00079	0.02930	0.00375	0.09577	0.01541	0.00054	-0.00154	H620.80564	-0.00001	0.00225	-0.00061	-0.00101
0808200-6	0.00038	0.02367	0.00522	0.02025	0.09618	0.00001	-0.00077	34.28761	0.00022	0.00030	0.00127	0.00447
0808201-41	-0.00001	0.02651	0.26010	0.06306	0.06475	0.00037	-0.00043	258.08178	0.00019	0.00078	0.00004	0.00141
0808201-41D	-0.00034	0.01865	0.25790	0.06238	0.06573	0.00024	0.00250	251.76137	-0.00001	0.00149	0.00053	0.00112
0808201-41L 5X	0.00018	0.03035	0.05022	0.01314	0.01393	0.00022	-0.00095	50.72255	0.00007	0.00022	0.00032	-0.00039
0808201-41MS	0.09403	2.04444	2.24147	1.06418	2.08403	0.04781	-0.00909	296.01601	0.04779	0.48007	0.18921	0.24986
0808201-41MSD	0.09600	2.07445	2.27714	1.08235	2.10435	0.04802	-0.00215	297.38470	0.04845	0.48494	0.19236	0.25330
0808211-11	-0.00010	0.07001	-0.00226	0.04652	0.05814	0.00030	-0.00046	330.61420	0.00020	-0.00015	0.00025	-0.00072
IP080910-3MB	-0.00060	0.02557	0.00359	-0.00206	0.00022	0.00048	0.00366	0.00383	0.00018	0.00005	0.00025	-0.00029
IP080910-3LCS	-0.00068	1.88160	2.01542	1.01798	1.99637	0.04958	-0.00180	-0.01512	0.04815	0.49305	0.19734	0.22494
CCV	0.19463	48.33462	0.50329	1.00178	1.02289	0.48045	0.52138	50.50134	0.48388	0.49882	0.99112	0.96733
CCB	-0.00033	0.01817	-0.00131	-0.00232	0.00010	0.00029	-0.00231	-0.05695	0.00007	-0.00084	0.00015	-0.00089
0808126-2	0.57897	177.30442	0.78939	0.07128	2.43635	0.33286	-0.00225	383.54933	0.11429	0.86489	0.78868	0.76906
0808126-2D	0.57859	175.08620	0.78928	0.07031	2.43266	0.33310	-0.00007	377.81880	0.11376	0.86056	0.78942	0.77211
0808126-2L 5X	0.10854	32.92656	0.14915	0.01336	0.48099	0.06683	0.00057	69.88626	0.02189	0.17293	0.16072	0.14296
0808126-2MS	0.56284	185.04149	2.70889	1.01099	4.36423	0.37096	-0.00131	366.32625	0.15772	1.29198	0.95057	0.99430
0808126-2MSD	0.55974	182.71518	2.67072	0.99888	4.37862	0.36626	0.00214	362.81198	0.15643	1.27603	0.93337	0.98798
IP080916-1MB	0.00075	0.04879	0.00224	-0.00090	0.00079	0.00028	0.00017	0.00205	0.00004	0.00041	0.00113	-0.00090
IP080916-1LCS	-0.00009	1.97766	1.99248	0.99561	2.00883	0.04922	0.00153	41.39922	0.04805	0.49729	0.20019	0.23564
0808200-7	-0.00297	0.02970	-0.00530	0.12373	0.02575	0.00059	-0.00900	H726.63512	0.00026	0.02621	-0.00097	-0.00051
0808200-7D	0.00052	0.03756	-0.00013	0.13537	0.02764	0.00095	0.00112	H778.47790	0.00128	0.03219	0.00181	0.00046
0808200-7L 5X	-0.00027	0.03369	-0.00316	0.02672	0.00616	0.00053	-0.00025	147.12722	0.00026	0.00637	0.00025	0.00026
CCV	0.19374	48.18683	0.48762	0.99427	0.99607	0.47865	0.50879	51.06785	0.48874	0.49753	0.99502	0.95135

Sample Id1	Ag	Al	As	B	Ba	Be	Bi	Ca	Cd	Co	Cr	Cu
CCB	-0.00047	0.03914	-0.00766	-0.00431	0.00010	0.00031	-0.00218	-0.05950	0.00017	-0.00017	-0.00016	-0.00055
0808200-7MS	-0.00120	2.06654	1.98384	1.10730	1.97032	0.04588	-0.00532	H819.91575	0.04838	0.49309	0.18436	0.24353
0808200-7MSD	-0.00013	2.17292	2.05848	1.16415	2.07184	0.04727	-0.00271	H825.97711	0.04975	0.50795	0.18986	0.25747
0808200-8	-0.00076	0.03945	-0.00485	0.03796	0.10460	0.00051	-0.00154	34.91912	0.00025	-0.00042	0.00004	0.00538
0808200-9	0.00002	0.03592	-0.00940	0.03240	0.16874	0.00050	0.00131	28.82241	0.00020	-0.00042	0.00054	0.00024
0808200-10	-0.00005	0.04616	-0.00586	0.02878	0.15283	0.00041	-0.00053	29.43843	0.00031	-0.00051	0.00151	0.00024
0808200-11	-0.00041	0.05155	-0.00693	0.03168	0.27357	0.00050	-0.00199	61.48664	-0.00002	-0.00104	-0.00034	-0.00008
0808200-12	-0.00025	0.03732	-0.00530	0.03745	0.19745	0.00045	-0.00104	35.07952	0.00021	-0.00017	0.00120	0.00034
0808200-13	-0.00113	0.03561	-0.00462	0.03349	0.23061	0.00061	-0.00199	116.55424	0.00175	-0.00067	-0.00074	0.00010
0808200-14	0.00006	0.04917	-0.00772	0.02868	0.18804	0.00030	-0.00009	108.47526	0.00022	-0.00030	0.00064	-0.00008
0808200-15	-0.00062	0.04421	0.00049	0.04009	0.13741	0.00049	-0.00129	42.71908	0.00021	-0.00059	0.00215	0.00039
CCV	0.19230	48.10184	0.47596	0.97656	0.99823	0.46432	0.50693	49.61471	0.47772	0.48424	0.97123	0.94882
CCB	-0.00064	0.04098	-0.00412	-0.00303	0.00008	0.00017	-0.00027	-0.06013	0.00011	-0.00023	-0.00021	-0.00102
0808200-16	-0.00002	0.05994	0.00235	0.03318	0.10119	0.00039	-0.00421	26.32976	0.00029	-0.00015	0.00052	-0.00037
0808200-17	0.00044	0.16974	0.00623	0.03770	0.08960	0.00047	0.00513	24.51378	0.00011	0.00032	0.00098	0.00065
0808200-18	-0.00101	0.10776	0.00089	0.12037	0.04100	0.00066	-0.00250	135.34937	-0.00011	-0.00118	-0.00002	-0.00031
0808200-19	-0.00036	0.04449	-0.00339	0.02805	0.16311	0.00056	0.00036	36.57183	0.00011	-0.00025	0.00078	-0.00005
0808200-20	-0.00043	0.04858	0.00016	0.03398	0.18012	0.00060	0.00074	30.27665	0.00024	-0.00007	0.00097	0.00052
0808200-21	-0.00063	0.11379	-0.00013	0.04091	0.11841	0.00066	0.00011	82.70517	-0.00005	-0.00010	0.00055	0.00089
0808200-22	0.00019	0.15006	0.00634	0.04026	0.24454	0.00066	-0.00262	32.88531	0.00005	-0.00023	0.00228	0.00005
0808200-23	-0.00050	0.06203	-0.00204	0.07805	0.18179	0.00077	0.00018	157.73309	0.00009	0.00312	0.00074	0.00323
0808200-24	-0.00178	6.04382	-0.00513	0.07205	0.21021	0.00097	-0.00409	159.46349	0.00059	0.00611	0.00210	0.00615
0808200-25	-0.00039	0.30963	-0.00316	0.05510	0.13015	0.00040	0.00038	49.40045	0.00008	-0.00071	0.00050	-0.00027
CCV	0.19569	49.01832	0.49362	1.00558	1.02224	0.47991	0.52283	51.43217	0.49063	0.50121	1.00281	0.96791
CCB	-0.00007	0.04277	-0.00406	-0.00336	0.00022	0.00007	0.00049	-0.05187	0.00049	-0.00007	-0.00008	-0.00098
0808200-26	0.00038	0.04679	-0.00131	0.03412	0.15524	0.00040	0.00005	69.93269	0.00024	0.00002	0.00088	-0.00019
IP080916-3MB	-0.00044	0.07600	0.00117	-0.00327	0.00013	0.00024	-0.00358	-0.05009	-0.00004	-0.00026	0.00044	-0.00093
IP080916-3LCS	0.00011	1.99557	1.98557	0.98360	1.97776	0.04897	-0.00141	40.94170	0.04849	0.49566	0.19887	0.23332
0808200-27	-0.00247	0.06120	-0.00631	0.10709	0.01590	0.00089	-0.00331	H671.03439	-0.00022	-0.00254	-0.00198	-0.00105
0808200-27D	-0.00074	0.06215	-0.00609	0.10770	0.01618	0.00086	-0.00267	H647.71696	0.00054	-0.00029	-0.00036	0.00030
0808200-27L 5X	0.00042	0.05737	-0.00114	0.02320	0.00409	0.00061	0.00374	129.51001	0.00037	0.00045	0.00078	0.00069
0808200-27MS	0.00091	2.23520	2.10261	1.15605	2.10669	0.04792	0.00013	H729.61379	0.05008	0.48489	0.19286	0.26437
0808200-27MSD	-0.00073	2.27277	2.10001	1.16351	2.16220	0.04739	-0.00152	H706.61451	0.04970	0.47966	0.18939	0.26901
0808200-28	-0.00058	0.11061	-0.00457	0.07002	0.02884	0.00095	-0.00420	H587.41329	-0.00017	-0.00025	0.00040	0.00055
0808200-29	0.00021	0.04462	-0.00069	0.28105	0.09626	0.00054	0.00138	36.73483	0.00062	0.00027	0.00098	-0.00010
CCV	0.19813	49.35077	0.50601	1.01899	1.04173	0.48737	0.52795	51.91338	0.49454	0.50892	1.01808	0.97743
CCB	-0.00013	0.04930	-0.00288	-0.00266	0.00013	0.00031	-0.00116	-0.05695	0.00031	-0.00044	-0.00003	-0.00107
0808200-30	-0.00032	0.06456	-0.00102	0.02191	0.10011	0.00041	-0.00339	27.13036	0.00010	-0.00082	0.00302	-0.00097
0808200-31	0.00035	0.05335	-0.00311	0.02189	0.10104	0.00036	0.00062	25.16210	0.00037	-0.00049	0.00092	-0.00056
0808200-32	0.00038	0.05676	-0.00485	0.02440	0.10846	0.00027	-0.00206	8.40777	0.00013	-0.00038	0.00477	-0.00050
0808200-33	0.00032	0.13125	-0.00490	0.02363	0.22957	0.00033	0.00004	91.14827	0.00029	-0.00003	0.01306	0.00028
0808200-34	-0.00013	0.05740	-0.00181	0.02636	0.12728	0.00042	0.00100	31.70901	0.00015	-0.00045	0.00322	-0.00037
0808200-35	0.00028	0.07983	-0.00609	0.02624	0.07876	0.00042	-0.00008	23.84790	0.00006	0.00022	0.00136	-0.00065
0808200-36	-0.00023	0.06932	-0.00119	0.02288	0.13807	0.00051	0.00017	50.18645	0.00026	0.00003	0.00056	-0.00018
0808200-37	-0.00062	0.05878	-0.00238	0.02479	0.17494	0.00056	-0.00364	60.26900	0.00008	-0.00020	0.00003	-0.00008
0808200-38	0.00045	0.05579	-0.00164	0.02943	0.14922	0.00058	0.00036	46.02924	0.00029	0.00044	0.00104	-0.00019
0808200-39	-0.00212	0.05310	-0.00592	0.09014	0.02591	0.00126	-0.00659	H859.82171	-0.00043	-0.00203	-0.00166	0.00030
CCV	0.19552	49.38585	0.49910	1.00519	1.03252	0.47567	0.52042	50.88834	0.48700	0.49913	0.99603	0.97600
CCB	-0.00070	0.04858	-0.00142	-0.00467	0.00009	0.00029	0.00080	-0.05708	-0.00001	-0.00060	-0.00030	-0.00153
0808200-40	-0.00280	0.04871	0.00049	0.10008	0.02183	0.00110	-0.00287	H743.87504	-0.00024	-0.00234	-0.00185	-0.00068

Sample Id1	Ag	Al	As	B	Ba	Be	Bi	Ca	Cd	Co	Cr	Cu
0808200-41	-0.00078	0.05734	-0.00013	0.07851	0.03061	0.00102	-0.00128	H563.32804	0.00013	-0.00113	0.00010	0.34053
0808200-42	0.00001	0.05364	-0.00041	0.23775	0.01769	0.00097	0.00017	H687.40424	0.00080	0.05503	0.00069	0.00259
0808200-43	0.00092	0.05080	0.00033	0.05621	0.03774	0.00069	0.00214	17.88642	0.00036	-0.00021	0.00132	0.00023
0808200-44	0.00002	0.04979	-0.00046	0.04565	0.13862	0.00071	-0.00116	36.46496	0.00026	-0.00007	0.00114	-0.00004
0808200-45	0.00068	0.04910	0.01590	0.02223	0.06190	0.00080	0.00132	25.85960	0.00019	0.00020	0.00102	0.00037
0808200-46	-0.00045	0.04615	-0.00176	0.03016	0.11812	0.00063	-0.00358	35.71323	-0.00007	-0.00120	0.00037	-0.00022
0808201-6 10X	0.00035	0.03777	-0.00468	0.00596	0.00362	0.00066	-0.00255	42.75994	0.00029	0.00036	0.00073	0.00036
0808201-7 10X	-0.00023	0.04492	-0.00372	0.00563	0.00544	0.00055	0.00056	56.49545	0.00032	-0.00025	-0.00001	-0.00058
0808201-9 10X	-0.00032	0.04743	0.10246	0.01029	0.00447	0.00062	-0.00223	72.57493	0.00025	-0.00053	0.00006	0.00093
CCV	0.19995	49.76572	0.50420	1.02469	1.03797	0.48335	0.52782	51.71739	0.49676	0.50836	1.01339	0.98479
CCB	-0.00036	0.06247	-0.00322	-0.00269	0.00016	0.00047	-0.00072	-0.05225	0.00012	-0.00047	0.00012	-0.00111
0808201-12 10X	-0.00022	0.06096	-0.00046	0.00613	0.00344	0.00064	0.00170	62.50959	0.00035	0.00836	0.00033	-0.00053
0808201-13 10X	-0.00063	0.05564	-0.00288	0.00674	0.00938	0.00060	0.00126	49.28108	0.00033	0.05263	-0.00004	-0.00034
0808201-21 10X	0.00010	0.05661	-0.00198	0.00338	0.01262	0.00067	-0.00114	55.62302	0.00011	-0.00018	-0.00012	0.01763
0808201-21D 10X	0.00070	0.05984	-0.00282	0.00381	0.01277	0.00067	0.00344	56.77637	0.00042	0.00077	0.00127	0.01748
0808201-21L 50X	0.00037	0.05319	-0.00311	-0.00322	0.00268	0.00053	0.00018	10.89782	0.00011	0.00002	0.00046	0.00295
0808201-21MS 10X	0.00051	0.24996	0.20246	0.10789	0.22968	0.00552	-0.00007	59.34220	0.00514	0.05105	0.02091	0.04255
0808201-21MSD 10X	0.00154	0.25730	0.20263	0.10830	0.23022	0.00554	0.00642	60.08425	0.00561	0.05280	0.02199	0.04314
0808201-22 10X	-0.00225	0.03627	-0.00789	0.00855	0.01100	0.00048	-0.01019	54.68228	0.00001	0.01634	-0.00194	-0.00265
0808201-23 10X	0.00029	0.04506	-0.00446	0.00722	0.00229	0.00054	0.00170	56.23879	0.00092	0.04436	0.00127	-0.00057
0808201-24 10X	0.00070	0.04687	-0.00131	0.00456	0.00362	0.00048	-0.00084	52.43276	0.00062	0.02394	0.00167	-0.00057
CCV	0.19995	50.68229	0.50476	1.02903	1.06007	0.47712	0.53633	51.19438	0.49340	0.50392	1.00545	1.00121
CCB	-0.00049	0.06348	-0.00406	-0.00307	0.00015	0.00042	-0.00009	-0.05772	0.00005	-0.00026	0.00002	-0.00125
0808201-25 10X	-0.00019	0.06440	-0.00592	0.00956	0.00191	0.00058	-0.00065	51.08928	0.00018	0.00137	0.00021	-0.00072
0808201-27 10X	0.00000	0.05442	0.00038	0.00507	0.00443	0.00040	-0.00078	54.00218	0.00013	-0.00038	0.00028	-0.00075
0808201-29 10X	-0.00065	0.06516	-0.00018	0.00867	0.00186	0.00071	-0.00250	63.10622	0.00013	-0.00047	-0.00050	-0.00092
0808201-31 10X	-0.00071	0.05619	0.00179	0.00768	0.00490	0.00079	0.00005	76.70453	-0.00019	-0.00087	-0.00085	0.00145
0808201-36 10X	0.00026	0.05463	0.10775	0.01019	0.00450	0.00076	0.00335	76.46146	-0.00009	0.00021	0.00036	0.00009
0808201-39 10X	0.00030	0.04957	0.00044	0.00596	0.00935	0.00035	0.00177	47.18904	0.00037	0.04873	0.00065	-0.00003
0808200-1 10X	-0.00084	0.04849	-0.00187	0.00432	0.00219	0.00046	-0.00212	72.46049	0.00007	-0.00013	-0.00045	-0.00116
0808200-1D 10X	-0.00043	0.04966	-0.00282	0.00420	0.00217	0.00060	-0.00294	73.15082	0.00010	-0.00071	-0.00030	-0.00107
0808200-1L 50X	-0.00006	0.04736	-0.00069	-0.00382	0.00057	0.00033	0.00049	13.70216	0.00018	-0.00035	0.00041	-0.00098
0808200-1MS 10X	0.01009	0.24361	0.20461	0.10806	0.21784	0.00540	0.00239	75.76354	0.00537	0.05168	0.02113	0.02412
CCV	0.20463	50.55232	0.53091	1.06287	1.09037	0.50976	0.54951	54.30608	0.51198	0.53437	1.06499	1.00953
CCB	0.00010	0.05496	-0.00305	-0.00402	0.00022	0.00041	-0.00008	-0.05505	0.00019	-0.00035	0.00021	-0.00135
0808200-1MSD 10X	0.00952	0.25132	0.20393	0.11084	0.22022	0.00560	0.00048	77.47041	0.00517	0.05138	0.02084	0.02408
0808200-3 10X	-0.00013	0.04627	-0.00412	0.00323	0.00260	0.00050	0.00037	62.89611	0.00009	-0.00025	0.00033	0.00248
0808200-5 10X	-0.00111	0.04887	-0.00063	0.00611	0.00189	0.00051	-0.00263	65.40758	-0.00004	-0.00020	-0.00007	-0.00107
0808200-7 10X	-0.00077	0.05536	-0.00091	0.00838	0.00298	0.00043	-0.00281	71.00842	0.00017	0.00254	-0.00027	-0.00114
0808200-7D 10X	-0.00019	0.04953	0.00004	0.00770	0.00291	0.00054	-0.00236	73.61840	0.00013	0.00275	-0.00033	-0.00128
0808200-7L 50X	-0.00060	0.04966	-0.00097	-0.00344	0.00060	0.00019	0.00182	13.48542	-0.00015	-0.00029	-0.00048	0.00005
0808200-7MS 10X	-0.00012	0.24696	0.20263	0.11181	0.21880	0.00540	0.00055	75.80634	0.00497	0.05417	0.02006	0.02369
0808200-7MSD 10X	-0.00023	0.25037	0.20703	0.11319	0.22125	0.00537	-0.00192	76.04731	0.00528	0.05475	0.02091	0.02523
0808200-27 10X	0.00083	0.04817	-0.00114	0.00710	0.00213	0.00040	0.00100	62.21197	0.00025	0.00048	0.00068	-0.00001
0808200-27D 10X	-0.00101	0.05220	-0.00361	0.00611	0.00186	0.00054	-0.00383	61.37767	0.00010	-0.00096	-0.00036	-0.00111
CCV	0.20375	51.69100	0.52174	1.05733	1.10096	0.49205	0.55165	52.09529	0.50088	0.51651	1.02761	1.03309
CCB	0.00025	0.05503	-0.00159	-0.00443	0.00016	0.00056	-0.00167	-0.05772	0.00007	-0.00023	0.00031	-0.00079
0808200-27L 50X	-0.00023	0.05827	-0.00254	-0.00230	0.00048	0.00068	-0.00244	12.40380	0.00006	-0.00056	0.00005	-0.00079
0808200-27MS 10X	-0.00017	0.26051	0.20246	0.11065	0.22356	0.00539	-0.00117	65.59819	0.00511	0.05080	0.02043	0.02478
0808200-27MSD 10X	0.00013	0.25583	0.20038	0.11178	0.22414	0.00543	-0.00237	65.76179	0.00518	0.05055	0.02042	0.02469

Sample Id1	Ag	Al	As	B	Ba	Be	Bi	Ca	Cd	Co	Cr	Cu
0808200-28 10X	-0.00057	0.05818	-0.00187	0.00183	0.00309	0.00067	0.00214	56.00742	0.00026	-0.00053	0.00036	-0.00126
0808200-39 10X	0.00003	0.05774	-0.00153	0.00509	0.00296	0.00062	0.00316	81.15100	0.00016	-0.00044	0.00086	-0.00066
0808200-40 10X	-0.00040	0.05224	-0.00091	0.00579	0.00245	0.00068	0.00017	68.95020	0.00010	-0.00087	-0.00060	-0.00093
0808200-41 10X	-0.00039	0.05219	0.00083	0.00253	0.00317	0.00039	-0.00023	48.74876	0.00029	-0.00047	0.00001	0.03094
0808200-42 10X	-0.00051	0.05773	-0.00327	0.01988	0.00196	0.00062	0.00056	69.14031	0.00023	0.00557	0.00022	-0.00077
0808201-21A	-0.00047	0.06435	0.00106	0.07476	0.11792	0.00104	0.00003	H695.37315	0.00014	-0.00037	-0.00008	0.18071
0808200-1A	-0.00066	4.17336	4.02327	2.14022	4.14713	0.09142	-0.00248	H845.08057	0.09501	0.93991	0.37110	0.50108
CCV	0.19919	50.01075	0.50606	1.02498	1.07615	0.47744	0.53318	50.51719	0.49018	0.50272	1.00065	1.00130
CCB	0.00004	0.06177	-0.00294	-0.00189	0.00019	0.00039	0.00131	-0.05759	0.00029	-0.00056	0.00040	-0.00121
0808200-41A	-0.00046	0.08404	0.26512	0.06804	0.06752	0.00100	-0.00112	347.09132	-0.00010	0.00140	0.00034	0.00208
0808200-7A	0.00201	0.07498	0.00010	0.12576	0.02604	0.00105	0.00138	H830.18107	0.00107	0.03051	0.00383	0.00254
0808200-27A	-0.00081	0.10075	0.00077	0.10777	0.01670	0.00120	-0.00191	H718.75079	0.00008	-0.00039	0.00002	0.00006
IP080917-1MB	0.00039	0.07306	-0.00232	-0.00462	0.00015	0.00063	-0.00167	-0.04093	-0.00010	-0.00060	0.00012	-0.00135
IP080917-1LCS	0.00026	1.99374	2.04326	1.01662	2.08694	0.04884	-0.00089	0.02673	0.04949	0.51275	0.20954	0.23543
0809052-1	-0.00015	0.16920	0.00134	0.02158	0.03417	0.00082	-0.00160	18.99695	0.00398	0.00060	0.00650	0.09652
0809052-1D	0.00006	0.16466	-0.00356	0.02025	0.03315	0.00061	0.00018	18.14567	0.00397	0.00002	0.00607	0.09802
0809052-1L 5X	0.00018	0.08529	-0.00058	0.00087	0.00658	0.00061	0.00096	3.66782	0.00112	0.00015	0.00187	0.01712
0809052-1MS	0.00027	2.20963	2.09488	1.07574	2.16481	0.05032	0.00048	19.30117	0.05442	0.52749	0.21752	0.34260
0809052-1MSD	0.00057	2.17828	2.09014	1.06277	2.14356	0.04980	0.00009	19.15042	0.05406	0.52170	0.21544	0.33769
CCV	0.19744	49.25666	0.50918	1.02496	1.04234	0.48602	0.52849	52.60608	0.49653	0.51279	1.02849	0.96663
CCB	-0.00073	0.07292	-0.00372	-0.00211	0.00013	0.00049	-0.00466	-0.05594	0.00023	-0.00084	-0.00030	-0.00176
CRI	0.01904	0.58533	0.00910	0.41546	0.43371	0.01045	0.05341	5.57239	0.01035	0.10326	0.02207	0.04739
ICSA	-0.00025	244.81485	-0.00547	-0.00510	0.00029	0.00097	0.00010	260.22410	0.00013	0.00232	-0.00138	-0.00745
ICSAB	0.19157	245.64879	0.08855	0.98333	0.51765	0.44960	0.51600	258.16826	0.95638	0.48471	0.45786	0.49144
CCV	0.19446	48.54464	0.48417	0.99042	1.01765	0.46088	0.51406	49.81685	0.48136	0.48750	0.97906	0.95465
CCB	-0.00040	0.08110	0.00038	-0.00095	0.00030	0.00042	-0.00123	-0.04665	0.00036	-0.00041	0.00047	-0.00144

Sample Id1	Fe	K	Li	Mg	Mn	Mo	Na	Ni	P	Pb	Pb I	Pb II
MIXBHIGH	-0.01965	0.23892	0.00536	-0.02420	9.97617	9.93713	0.21054	9.96146	H50.30688	9.77494	H10.02819	9.64851
MIXAHIGH	189.43302	249.79234	4.98889	483.33062	0.00759	0.00018	247.53462	0.00278	0.03161	0.00233	L-0.00391	0.00544
MIXCHIGH	0.00713	0.23073	0.00603	-0.52614	0.00604	-0.00034	0.21303	0.00163	0.03411	0.00101	0.00096	0.00104
ICV	10.08122	24.54138	0.24766	25.61220	0.51121	0.51233	24.15831	0.50447	2.40682	0.49541	0.49467	0.49578
ICB	-0.00742	0.12803	0.00488	-0.03604	0.00012	-0.00184	0.15636	-0.00153	0.00049	-0.00008	L-0.01141	0.00557
CRI	0.20551	4.37916	0.02073	5.24779	0.03228	0.02182	4.46192	0.08482	0.20088	0.00673	0.00942	0.00538
ICSA	99.61879	0.06151	0.00524	253.65303	0.00418	-0.00009	0.16955	0.00117	0.01284	0.00185	L-0.00590	0.00572
ICSAB	101.19245	0.07630	1.08015	256.74597	0.47767	0.98456	0.17002	0.92741	0.97186	0.04858	0.04139	0.05217
CCV	20.20728	50.70629	0.53820	51.19098	1.00760	1.02625	49.56165	1.00158	4.88542	0.98975	0.98260	0.99331
CCB	-0.00476	0.14505	0.00488	-0.02050	0.00029	-0.00002	0.15821	0.00009	0.00862	0.00103	0.00067	0.00122
0809009-1 100X	0.48146	22.02068	0.04124	0.55773	0.01367	0.00033	65.08517	0.00012	-0.00404	0.00226	-0.00122	0.00399
0809009-2 100X	0.15045	77.05083	0.05345	0.55643	0.00928	0.00052	71.52505	0.00043	0.01300	0.00107	0.00255	0.00033
0809009-3 100X	0.07276	121.87609	0.03790	0.49798	0.00490	0.00003	49.10775	0.00042	-0.00623	0.00011	-0.00143	0.00089
F080915-1MB	-0.00729	0.22136	0.00427	-0.02550	0.00016	-0.00028	0.15943	-0.00015	0.00127	-0.00029	0.00267	-0.00176
0809093-1	-0.00581	1.66960	0.01010	17.75892	0.02302	0.00548	31.82203	0.00129	0.01550	-0.00093	-0.00022	-0.00129
0809093-2	-0.00350	2.75120	0.01303	18.51342	0.06804	0.07885	45.37550	0.00227	0.00862	-0.00132	-0.00097	-0.00149
0809093-3	-0.00358	1.70794	0.01972	47.51661	0.01773	0.00404	57.18937	0.00143	0.03426	-0.00067	-0.00291	0.00045
0809093-4	-0.00376	1.81379	0.02004	47.54850	0.02218	0.00326	57.62697	0.00026	0.03051	-0.00047	L-0.00386	0.00123
0809093-5	0.00029	3.96518	0.02195	31.49350	0.16312	0.89438	80.12043	0.01858	0.01394	-0.00018	-0.00048	-0.00003
0809093-6	-0.00032	2.00655	0.01028	16.46736	0.06635	0.00652	25.87431	0.00094	0.04662	-0.00046	-0.00192	0.00027
CCV	19.69237	50.08490	0.52834	49.93571	0.98419	1.00293	48.34670	0.97788	4.70252	0.95673	0.96265	0.95377
CCB	-0.00559	0.17581	0.00549	-0.02272	0.00025	-0.00075	0.16564	-0.00016	0.00377	-0.00011	0.00016	-0.00025
0809093-7	-0.00433	1.64309	0.01846	46.31876	0.02595	0.00321	56.68087	0.00002	0.03426	-0.00142	L-0.00480	0.00028
0809093-8	-0.00698	1.57622	0.01545	37.32695	0.03547	0.00336	49.26777	0.00054	0.01675	0.00046	-0.00083	0.00111
0809093-8L 5X	-0.00676	0.37930	0.00712	7.07749	0.00727	0.00012	8.56908	-0.00004	0.00831	0.00214	0.00219	0.00211
0809093-8MS	1.05274	57.77778	0.67667	85.19221	0.58003	1.12450	97.02823	0.55995	0.03035	0.55491	0.54143	0.56165
0809093-8MSD	1.01638	54.16688	0.62767	81.13755	0.55888	1.08209	93.02514	0.53980	0.02848	0.53246	0.52046	0.53844
0809093-9	-0.00167	0.92398	0.00929	18.08249	0.00613	0.00267	27.23390	-0.00056	0.04114	-0.00020	L-0.00348	0.00144
IP080911-2MB	0.03961	0.14484	0.00567	-0.02753	0.00032	0.00024	0.17529	-0.00027	0.01003	0.00036	0.00115	-0.00004
IP080911-2LCS	0.98232	39.50990	0.51848	40.60120	0.48917	0.99929	38.89299	0.49952	0.00627	0.48354	0.47846	0.48608
0808201-1	0.40805	6.42394	0.02066	24.75380	0.01529	0.00232	52.22253	0.00272	0.02488	-0.00102	L-0.00913	0.00303
0808201-2	0.02933	3.63555	0.03514	31.31911	0.00262	0.00059	27.09271	0.00065	0.00753	-0.00107	L-0.00639	0.00159
CCV	19.73223	50.31479	0.52939	49.93289	0.98650	1.01432	48.51523	0.98341	4.64363	0.96318	0.96881	0.96037
CCB	-0.00694	0.17060	0.00516	-0.02957	0.00012	-0.00026	0.16090	-0.00131	-0.00420	-0.00014	L-0.00426	0.00191
0808201-2D	0.02028	3.68329	0.03516	31.59620	0.00243	-0.00087	27.50456	-0.00015	0.00596	-0.00097	L-0.00916	0.00312
0808201-2L 5X	0.00025	0.74067	0.00971	6.20699	0.00068	-0.00030	4.85235	-0.00056	-0.00279	0.00036	L-0.00410	0.00259
0808201-2MS	0.93029	46.71538	0.59821	71.46439	0.47257	0.96888	67.63545	0.47889	0.01300	0.46601	0.46462	0.46671
0808201-2MSD	0.94081	46.86851	0.59916	71.77406	0.47456	0.97078	67.73385	0.48193	0.01394	0.46853	0.46011	0.47273
0808201-3	0.02803	1.66588	0.02128	11.53291	0.00094	0.00038	14.00622	0.00021	0.00972	0.00048	-0.00131	0.00138
0808201-4	0.03212	2.20134	0.02145	7.35498	0.00077	0.00095	8.44007	0.00014	0.00549	0.00166	0.00055	0.00221
0808201-5	0.04201	1.77109	0.01777	7.30307	0.00068	0.00059	6.87019	0.00041	0.01487	0.00014	L-0.00397	0.00219
0808201-6	0.00212	9.72058	0.15045	109.65364	0.01942	0.00029	H303.98776	0.01151	0.01847	-0.00151	L-0.01968	0.00756
0808201-7	-0.00367	11.03523	0.17658	157.83432	0.79695	-0.00127	198.19120	0.01683	0.00065	-0.00255	L-0.04192	0.01710
0808201-8	0.03587	7.27069	0.09905	93.76240	1.08307	0.00253	107.21568	0.09796	0.05412	-0.00003	L-0.00828	0.00408
CCV	19.42048	49.97484	0.52892	49.62445	0.97182	0.99931	48.41903	0.97680	4.46241	0.95541	0.97140	0.94743
CCB	-0.00528	0.11930	0.00527	-0.02457	0.00022	-0.00061	0.16626	-0.00072	0.00331	0.00079	0.00064	0.00086
0808201-9	0.04092	18.74719	0.26815	243.23203	0.35654	1.34392	H422.75376	0.00516	0.10809	-0.00168	L-0.04021	0.01756
0808201-10	0.04532	6.36858	0.07993	61.12917	0.03963	0.17357	122.97696	0.00869	0.03161	-0.00228	L-0.01213	0.00263
0808201-11	0.06657	3.35082	0.06582	39.03900	0.00740	0.02409	68.46022	0.00074	0.01175	0.00140	L-0.00860	0.00639
0808201-12	-0.00794	17.82199	0.22867	240.28000	3.82605	0.00036	222.15174	0.32523	0.02707	-0.00253	L-0.03095	0.01165

Sample Id1	Fe	K	Li	Mg	Mn	Mo	Na	Ni	P	Pb	Pb I	Pb II
0808201-13	-0.02117	29.43679	0.29274	486.78906	H12.85024	0.00102	H250.30692	1.42846	0.01628	-0.00221	L-0.01881	0.00608
0808201-14	0.01449	4.73980	0.08539	85.83527	0.70145	0.00017	70.15810	0.03582	0.02222	-0.00280	L-0.01394	0.00276
0808201-15	-0.00054	8.98538	0.12796	107.61765	0.57114	0.00033	108.20762	0.03563	0.06695	-0.00195	L-0.01568	0.00490
0808201-16	0.06239	3.02542	0.04592	43.26306	0.01490	0.00052	26.42949	0.00110	0.01284	-0.00008	L-0.00552	0.00263
0808201-17	0.01122	5.83653	0.09778	75.00498	0.00074	0.01292	66.33962	0.00183	0.00987	-0.00217	L-0.01589	0.00468
0808201-18	0.11123	6.39205	0.12035	85.12851	0.01445	-0.00052	90.25915	0.00080	0.01644	-0.00161	L-0.02996	0.01254
CCV	19.16077	49.95413	0.53012	49.06452	0.95815	0.99362	48.49051	0.96797	4.52750	0.94301	0.95703	0.93601
CCB	-0.00502	0.14676	0.00523	-0.01958	0.00032	-0.00011	0.17038	0.00031	-0.00139	0.00068	0.00268	-0.00032
ZZZ	0.01061	3.88460	0.04835	54.05120	0.00048	0.00050	36.30465	0.00047	0.01431	-0.00030	L-0.00873	0.00390
ZZZ	0.00791	7.90400	0.09258	142.59214	0.01468	0.00015	106.53354	0.00117	0.02578	-0.00142	L-0.01435	0.00503
ZZZ	-0.00411	0.09535	0.00513	-0.01569	0.00025	-0.00087	0.17634	-0.00042	0.00432	0.00157	0.00069	0.00201
ZZZ	0.95891	38.83374	0.50766	39.66185	0.48632	1.00538	37.97638	0.50399	0.01317	0.49550	0.48526	0.50061
ZZZ	0.00434	14.85567	0.21415	283.26354	0.22320	0.00114	197.36481	0.00812	0.04364	-0.00155	L-0.01818	0.00676
ZZZ	0.01052	15.33408	0.22185	287.13598	0.22584	0.00005	198.32186	0.01275	0.04053	-0.00121	L-0.01762	0.00699
ZZZ	-0.00816	2.25758	0.03907	56.43413	0.04762	-0.00469	38.54752	-0.00232	0.00530	0.00069	L-0.04031	0.02115
ZZZ	0.93577	69.89265	0.92307	342.60125	0.71597	1.02670	238.24551	0.50117	0.03266	0.50225	0.46911	0.51879
ZZZ	0.95247	70.48068	0.93160	339.74895	0.71039	1.02439	236.25712	0.49783	0.02906	0.49745	0.46350	0.51440
ZZZ	0.02537	17.28677	0.25322	235.44966	4.21394	0.00227	H303.69240	0.56786	0.05348	0.00059	L-0.02371	0.01273
ZZZ	21.02882	56.53724	0.61236	53.78147	1.04397	1.10028	52.74930	1.06227	5.28399	1.06980	1.04254	1.08342
ZZZ	-0.00467	-0.05204	0.00528	-0.02420	0.00022	0.00010	0.17983	-0.00101	-0.00650	0.00101	-0.00263	0.00283
ZZZ	-0.09333	24.20112	0.34859	294.96696	H54.07775	0.04831	H339.51848	1.32707	0.07904	0.00500	L-0.01618	0.01558
ZZZ	L-0.10221	19.21185	0.25875	168.86418	H58.19018	0.02765	237.67896	0.72455	0.03004	0.00208	L-0.01720	0.01170
CCV	18.75224	49.26571	0.52260	48.10912	0.93796	0.98021	47.60778	0.95487	4.73407	0.96502	0.94529	0.97487
CCB	-0.00550	0.14165	0.00547	-0.01958	0.00042	0.00064	0.18032	-0.00017	-0.00748	0.00142	0.00116	0.00155
0808201-19	0.00978	3.78783	0.04789	52.28007	0.00048	-0.00068	35.98217	-0.00008	0.00940	0.00034	L-0.00941	0.00521
0808201-20	0.00717	7.70857	0.09090	138.12368	0.01412	-0.00042	104.42101	0.00044	0.02218	-0.00168	L-0.01646	0.00570
IP080912-1MB	-0.00406	0.04736	0.00505	-0.01662	0.00032	-0.00019	0.17739	0.00056	0.00891	0.00082	0.00223	0.00011
IP080912-1LCS	0.96890	39.11440	0.51544	40.06915	0.49077	1.02287	38.28356	0.51357	0.01054	0.50413	0.49267	0.50985
0808201-21	0.00512	14.82099	0.21329	291.77912	0.23138	0.00062	198.30918	0.00873	0.03906	-0.00105	L-0.01685	0.00684
0808201-21D	0.01078	15.01513	0.21665	294.23127	0.23275	0.00033	198.36904	0.01227	0.03152	-0.00121	L-0.01972	0.00803
0808201-21L 5X	-0.00428	2.29912	0.03851	56.94053	0.04889	0.00038	38.35916	0.00186	0.01054	0.00097	-0.00017	0.00154
0808201-21MS	0.92683	69.54873	0.92306	340.84699	0.70871	1.02344	238.60853	0.50178	0.03840	0.49989	0.47101	0.51431
0808201-21MSD	0.91162	71.66965	0.95720	330.54499	0.67921	0.98979	237.15995	0.47934	0.03430	0.48089	0.45251	0.49507
0808201-22	0.02733	17.39379	0.25658	242.35321	4.33672	0.00369	H308.78412	0.59248	0.06052	0.00025	L-0.01984	0.01028
CCV	18.53704	48.75976	0.51768	47.66839	0.92675	0.97495	46.89110	0.95323	4.64195	0.95682	0.93810	0.96617
CCB	-0.00581	0.18560	0.00557	-0.02013	0.00029	0.00012	0.18715	-0.00038	-0.00584	0.00094	0.00162	0.00060
0808201-23	-0.09163	21.16202	0.30982	277.82441	H52.51234	0.04531	H327.64288	1.27224	0.08183	0.00446	L-0.01663	0.01499
0808201-24	L-0.10290	17.05713	0.23358	164.47055	H59.65570	0.02619	230.94119	0.72431	0.02005	0.00352	L-0.01686	0.01369
0808201-25	0.02646	22.74179	0.32715	236.03138	6.68799	-0.00016	H414.54915	0.14454	0.03807	0.00125	L-0.02016	0.01195
0808201-26	0.09815	3.26739	0.04521	27.89234	0.00116	-0.00030	52.33770	0.00248	0.01759	0.00007	L-0.00591	0.00305
0808201-27	0.01239	7.74219	0.14421	94.81785	0.00155	-0.00123	167.70687	0.00284	0.01677	-0.00254	L-0.02973	0.01104
0808201-28	0.12452	2.41256	0.02621	14.66926	0.00055	-0.00004	19.22862	0.00029	0.01628	0.00136	-0.00123	0.00265
0808201-29	0.00112	22.38052	0.19486	H840.51813	0.00240	0.00038	H373.08518	0.00371	0.02414	-0.00125	L-0.02211	0.00917
0808201-30	0.00007	6.83000	0.08940	99.26614	0.00133	0.78977	100.61028	0.00052	0.02480	2.60520	2.57218	2.62169
0808201-31	0.01570	17.61265	0.23243	228.49774	0.21951	0.07952	H256.15857	0.00467	0.03135	0.00011	L-0.02620	0.01324
0808201-32	0.01087	5.41474	0.07891	70.84440	0.00087	0.54545	87.71612	0.00073	0.01317	0.00406	L-0.01264	0.01240
CCV	18.71548	48.46344	0.51265	47.15192	0.91586	0.96415	47.62867	0.94051	4.74880	0.95014	0.96190	0.94427
CCB	-0.00549	0.14974	0.00522	-0.01958	0.00035	-0.00002	0.18618	-0.00069	0.00077	0.00161	0.00057	0.00213
0808201-33	0.01558	2.94823	0.03115	27.80402	0.00061	0.01030	24.42025	0.00181	0.01512	0.00175	L-0.00347	0.00436
0808201-34	0.07284	3.80747	0.03454	11.64950	0.00402	0.00305	75.45442	0.00099	0.01090	0.00193	0.00265	0.00158

Sample Id1	Fe	K	Li	Mg	Mn	Mo	Na	Ni	P	Pb	Pb I	Pb II
0808201-35	0.00414	1.94341	0.02507	3.73774	0.00055	0.00109	68.08283	0.00028	0.02661	-0.00027	-0.00050	-0.00015
0808201-36	0.00535	19.90026	0.27137	251.18514	0.35256	1.37849	H430.33250	0.00663	0.09315	-0.00401	L-0.03215	0.01003
0808201-37	0.01621	1.77473	0.01990	5.11460	0.00032	0.00059	7.14856	-0.00008	0.01293	0.00076	-0.00133	0.00180
0808201-38	0.03896	3.58301	0.06302	39.97073	0.00746	0.02527	69.15383	0.00856	0.01783	-0.00132	L-0.00574	0.00089
0808201-39	-0.02144	27.37827	0.26456	441.44580	H11.05727	-0.00002	237.97645	1.24320	0.01766	0.00027	L-0.02251	0.01163
0808201-40	0.00977	4.89296	0.07988	80.65779	0.59308	0.00026	69.10294	0.03085	0.02677	-0.00175	L-0.01660	0.00567
F080909-1MB	0.00157	0.22775	0.00516	-0.02185	0.00045	0.00005	0.21029	0.00034	0.00972	-0.00050	-0.00119	-0.00015
F080909-1LCS	0.97190	40.23107	0.50620	40.53698	0.48448	1.01435	39.34811	0.51157	0.00347	0.50719	0.50771	0.50694
CCV	18.98392	51.83454	0.52617	48.72281	0.91936	0.97350	49.47750	0.94786	4.77523	0.95392	0.97551	0.94315
CCB	-0.00568	0.12724	0.00469	-0.02356	0.00022	0.00017	0.17411	-0.00019	0.00043	0.00025	L-0.00454	0.00264
0808149-6	0.11547	3.19851	0.00619	1.17889	0.00444	0.00109	0.89487	0.00089	0.09163	0.00109	0.00276	0.00025
0808149-7	0.44318	2.38539	0.00624	2.15100	0.00639	0.00003	0.61834	0.00055	0.10767	0.00082	-0.00123	0.00185
0808200-1	0.00652	9.45506	0.09615	250.61395	0.00094	0.01228	151.27023	0.00030	0.03083	-0.00386	L-0.03014	0.00925
0808200-1D	0.00779	9.47652	0.09727	248.94817	0.00084	0.01115	149.98070	0.00024	0.04062	-0.00304	L-0.03289	0.01186
0808200-1L 5X	-0.00352	1.56147	0.01928	50.08322	0.00048	0.00305	28.34735	-0.00034	0.00482	-0.00088	L-0.00308	0.00022
0808200-1MS	0.91774	63.97518	0.76640	296.24616	0.45123	0.98518	189.91783	0.46884	0.03893	0.47791	0.45683	0.48843
0808200-1MSD	2.83266	63.69418	0.76171	299.77432	0.46265	1.00021	189.71327	0.47964	0.04467	0.48480	0.46733	0.49352
0808200-2	0.00661	2.21111	0.02050	11.80598	0.00061	0.00052	14.19996	-0.00001	0.01698	0.00120	0.00107	0.00126
0808200-3	0.00535	8.00473	0.13196	178.72672	0.00279	-0.00035	123.71540	0.00157	0.01631	0.00052	L-0.01943	0.01048
0808200-4	0.00301	2.44661	0.02192	7.37156	0.00038	0.00012	5.87630	-0.00015	0.01681	0.00099	0.00151	0.00073
CCV	19.36831	51.79417	0.52680	49.48694	0.93790	0.99041	49.83046	0.97568	4.80753	0.97996	1.00064	0.96964
CCB	-0.00469	0.23276	0.00493	-0.01824	0.00029	0.00059	0.17392	-0.00121	0.00060	0.00131	-0.00086	0.00239
CRI	0.19581	4.48038	0.02007	5.02081	0.02975	0.02087	4.54231	0.08193	0.20111	0.00812	0.00863	0.00787
ICSA	93.52129	0.05995	0.00479	243.69552	0.00321	-0.00021	0.17946	0.00071	0.01546	0.00283	0.00131	0.00359
ICSAB	98.60633	0.18674	1.05910	253.83434	0.45594	0.96957	0.18620	0.92789	0.99409	0.05100	0.04762	0.05268
CCV	18.70484	50.79467	0.51199	47.96038	0.90762	0.95868	48.85617	0.94056	4.69957	0.94709	0.96616	0.93756
CCB	-0.00496	0.13538	0.00445	-0.01938	0.00025	0.00069	0.16367	-0.00085	0.00195	0.00105	0.00362	-0.00024
0808200-5	0.02495	14.93216	0.15745	H816.25904	0.04230	-0.00130	H353.32479	0.00228	0.06781	-0.00237	L-0.02697	0.00992
0808200-6	0.00603	1.73727	0.01441	5.90247	0.00046	0.00005	8.81988	-0.00018	0.01006	0.00273	0.00518	0.00151
0808201-41	0.03765	6.29025	0.07195	57.55236	0.03778	0.16094	122.10901	0.00743	0.04366	-0.00043	L-0.00776	0.00323
0808201-41D	0.03540	6.33480	0.07331	57.23611	0.03737	0.16038	122.47741	0.00793	0.04974	-0.00067	L-0.00794	0.00295
0808201-41L 5X	0.00270	1.15617	0.01551	11.72707	0.00831	0.03344	23.10909	0.00195	0.01124	0.00156	0.00064	0.00201
0808201-41MS	0.95644	55.81655	0.68182	97.62452	0.51628	1.13843	163.04128	0.48925	0.04957	0.49447	0.46497	0.50920
0808201-41MSD	0.96315	56.22482	0.68756	98.26217	0.51871	1.14706	163.25039	0.49420	0.05261	0.48943	0.49192	0.48818
0808211-11	0.12110	5.54156	0.09377	60.11869	0.01847	-0.00042	73.26745	0.00019	0.02205	-0.00013	L-0.01116	0.00538
IP080910-3MB	0.00391	0.35221	0.00513	-0.01577	0.00039	0.00019	0.19045	-0.00061	0.01242	-0.00140	0.00143	-0.00281
IP080910-3LCS	0.94452	0.19699	0.00455	-0.02508	0.48999	0.97426	0.17641	0.50010	0.01462	0.48186	0.49022	0.47768
CCV	19.43152	51.37642	0.51972	49.35074	0.98525	1.00114	48.69706	0.98087	4.93422	0.97852	1.00900	0.96330
CCB	-0.00528	0.20914	0.00483	-0.02014	0.00026	-0.00016	0.17443	-0.00068	0.00702	0.00088	-0.00184	0.00223
0808126-2	H249.25739	34.15499	0.19222	98.76985	4.06148	0.00706	5.55989	1.15486	8.53523	0.60651	0.54698	0.63623
0808126-2D	H246.57263	33.81422	0.19109	98.30883	4.08325	0.00645	5.31220	1.14980	8.55598	0.60747	0.55240	0.63497
0808126-2L 5X	46.67666	5.54268	0.03222	18.78919	0.81372	0.00133	0.99454	0.23190	1.63879	0.11961	0.10903	0.12489
0808126-2MS	H237.23048	34.63865	0.19752	96.72662	4.33977	0.88090	5.58637	1.56966	8.61259	1.04305	1.00597	1.06156
0808126-2MSD	H231.96167	34.51136	0.19544	95.49316	4.29048	0.87008	5.52165	1.55175	8.69684	1.03100	0.98936	1.05178
IP080916-1MB	0.02702	0.29070	0.00482	-0.00874	0.00094	-0.00004	0.17746	0.00015	0.01377	0.00062	0.00223	-0.00018
IP080916-1LCS	0.99900	39.29621	0.49053	39.80070	0.49259	0.99196	38.29634	0.50226	0.01631	0.49398	0.50009	0.49093
0808200-7	-0.00726	24.33659	0.30553	345.14700	9.04638	-0.00165	H254.74836	0.40094	0.02796	0.00589	L-0.04106	0.02932
0808200-7D	-0.01424	26.75940	0.33540	372.58845	9.72200	0.00097	H266.70983	0.43496	0.03775	0.00604	L-0.02107	0.01957
0808200-7L 5X	-0.00622	4.14240	0.05772	72.37892	2.02850	-0.00009	55.39197	0.09275	0.02171	0.00333	0.00004	0.00497
CCV	19.30698	50.70669	0.51029	49.14405	0.98253	0.99170	48.92955	0.98022	5.21465	0.97832	1.00055	0.96722

Sample Id1	Fe	K	Li	Mg	Mn	Mo	Na	Ni	P	Pb	Pb I	Pb II
CCB	-0.00789	0.26519	0.00474	-0.02470	0.00022	0.00000	0.16797	-0.00098	0.00381	0.00165	0.00180	0.00158
0808200-7MS	0.86076	77.16271	0.95616	392.06914	9.75496	0.95627	H289.05411	0.88097	0.04450	0.48067	0.44347	0.49924
0808200-7MSD	0.88852	81.11819	1.01169	403.23836	9.95255	0.98370	H294.68754	0.90381	0.05193	0.48604	0.47195	0.49307
0808200-8	-0.00010	1.53315	0.01676	6.72934	0.00131	-0.00026	12.65991	-0.00059	0.02492	0.00123	-0.00197	0.00283
0808200-9	0.00945	2.49980	0.02258	8.91554	0.01235	0.00033	11.09601	-0.00039	0.02610	0.00150	-0.00092	0.00270
0808200-10	0.01274	2.30678	0.02078	6.98876	0.00495	-0.00011	8.80915	-0.00044	0.02390	0.00062	-0.00088	0.00137
0808200-11	0.06441	2.21881	0.02169	12.31798	0.01341	0.00095	14.83441	-0.00004	0.02323	0.00113	L-0.00444	0.00392
0808200-12	0.00490	1.76804	0.02023	6.97962	0.00345	-0.00016	20.53802	-0.00033	0.02880	0.00057	-0.00229	0.00200
0808200-13	0.18864	2.53582	0.02517	20.63609	0.02112	-0.00099	22.02958	-0.00037	0.02154	-0.00062	L-0.00831	0.00322
0808200-14	0.06126	2.71581	0.02714	22.20734	0.00321	-0.00047	16.20423	0.00455	0.02441	-0.00110	L-0.00907	0.00288
0808200-15	0.00941	1.70494	0.01750	7.95678	0.00104	-0.00004	12.49163	0.00075	0.03268	-0.00027	L-0.00435	0.00176
CCV	18.82381	51.14953	0.51537	48.21264	0.95722	0.97090	49.20376	0.95690	5.18332	0.96090	0.97658	0.95308
CCB	-0.00762	0.23555	0.00468	-0.02546	0.00019	0.00019	0.16658	-0.00121	0.00330	0.00126	-0.00077	0.00227
0808200-16	0.04418	1.87830	0.01060	2.99884	0.00124	0.00003	23.19932	0.00058	0.03437	0.00023	0.00066	0.00001
0808200-17	0.07680	1.73092	0.01175	2.84580	0.00464	0.00647	29.00847	0.00060	0.06139	0.00126	0.00510	-0.00065
0808200-18	0.05977	3.54720	0.02269	13.74953	0.00240	0.00255	44.85348	-0.00023	0.02846	0.00138	L-0.00897	0.00655
0808200-19	0.00436	1.65132	0.01701	6.88598	0.00141	0.00036	8.85759	-0.00038	0.01664	-0.00005	-0.00141	0.00063
0808200-20	0.01580	2.65559	0.02192	8.04360	0.02578	-0.00023	9.18019	0.00092	0.02424	-0.00023	-0.00156	0.00043
0808200-21	0.05860	2.04297	0.02334	12.69526	0.00328	0.00036	17.62588	-0.00059	0.02374	0.00136	L-0.00391	0.00399
0808200-22	0.53992	3.77277	0.03073	7.23431	0.12721	0.00038	13.16863	0.00059	0.05075	0.00097	-0.00075	0.00183
0808200-23	0.04878	10.51248	0.02714	29.38306	0.00807	0.00517	95.38539	0.00244	0.04619	-0.00020	L-0.00737	0.00338
0808200-24	3.87966	11.81953	0.03647	25.33663	0.07665	0.00272	129.69479	0.00460	0.09754	0.00342	L-0.01401	0.01212
0808200-25	0.25603	1.70048	0.01832	8.14641	0.01042	0.00048	18.84038	0.00024	0.03792	0.00033	L-0.00469	0.00283
CCV	19.40871	52.08224	0.52620	49.47866	0.98646	1.00147	49.86876	0.98742	5.27646	0.98910	1.01688	0.97523
CCB	-0.00406	0.15688	0.00454	-0.01843	0.00029	-0.00023	0.16590	-0.00086	0.00533	0.00076	0.00066	0.00081
0808200-26	-0.00257	2.30277	0.02205	13.16524	0.00046	0.00090	13.14471	0.00040	0.01310	0.00039	0.00071	0.00023
IP080916-3MB	-0.00280	0.30352	0.00482	-0.02280	0.00026	-0.00075	0.17097	-0.00124	0.01597	0.00210	0.00277	0.00177
IP080916-3LCS	0.92962	38.88258	0.48141	38.79009	0.48879	0.98006	37.84873	0.49933	0.01428	0.48895	0.50083	0.48302
0808200-27	0.03684	32.12066	0.38921	H501.94554	0.14846	0.00045	H300.00726	0.01043	0.01529	-0.00106	L-0.04015	0.01846
0808200-27D	0.02914	33.14684	0.40373	498.84159	0.14696	0.00102	H299.27797	0.01175	0.01563	-0.00246	L-0.02902	0.01080
0808200-27L 5X	0.00445	5.31787	0.07038	100.44066	0.03275	0.00033	63.62573	0.00325	0.01293	0.00070	-0.00006	0.00107
0808200-27MS	0.96623	89.87005	1.12462	H564.03507	0.63358	1.00745	H338.33827	0.49772	0.02171	0.49004	0.47626	0.49692
0808200-27MSD	0.94026	91.68439	1.15308	H559.44828	0.62630	1.00595	H332.70190	0.49385	0.01715	0.48034	0.47134	0.48483
0808200-28	0.02386	7.00194	0.09242	99.54365	0.00155	0.00003	107.19965	-0.00012	0.02086	-0.00228	L-0.02554	0.00933
0808200-29	-0.00167	1.42269	0.01644	6.01454	0.00046	0.00024	13.05042	0.00066	0.02610	0.00080	0.00323	-0.00041
CCV	19.65013	52.42126	0.53272	50.06858	0.99746	1.01789	50.05971	1.00620	5.17709	1.00597	1.02561	0.99617
CCB	-0.00541	0.19588	0.00477	-0.02261	0.00029	-0.00028	0.17427	-0.00069	0.00027	0.00107	-0.00119	0.00219
0808200-30	0.19383	1.74831	0.01951	5.37257	0.00070	0.00017	7.41755	-0.00040	0.01445	0.00095	-0.00102	0.00194
0808200-31	0.00085	1.77228	0.01832	4.86121	0.00043	0.00000	6.85237	-0.00030	0.00972	0.00155	0.00219	0.00124
0808200-32	0.00382	5.82512	0.05961	0.51387	0.00090	-0.00028	19.34602	-0.00018	0.00719	0.00181	0.00045	0.00249
0808200-33	0.00306	6.36239	0.06825	-0.00229	0.00070	0.00092	15.84694	0.00042	0.01310	0.00101	-0.00247	0.00274
0808200-34	0.01017	1.88209	0.01852	6.82184	0.00039	-0.00061	8.30186	-0.00049	0.00398	0.00195	0.00314	0.00136
0808200-35	-0.00100	5.63199	0.03512	3.38861	0.00039	0.00012	9.27889	-0.00091	-0.00142	0.00134	0.00262	0.00070
0808200-36	0.00837	2.05791	0.01687	8.13537	0.00094	0.00029	10.38328	-0.00015	0.02036	0.00073	-0.00085	0.00152
0808200-37	0.00346	2.33354	0.02189	12.43579	0.00084	0.00031	11.66169	-0.00027	0.01647	0.00100	-0.00275	0.00287
0808200-38	-0.00019	2.15168	0.02061	8.88012	0.00077	-0.00009	13.65139	0.00021	0.00820	0.00009	0.00087	-0.00031
0808200-39	0.01697	13.68740	0.25261	H867.27442	0.00865	-0.00071	161.12001	0.00025	0.02272	-0.00536	L-0.04513	0.01449
CCV	19.25551	52.82636	0.53554	49.52413	0.97870	0.99641	50.36204	0.98302	5.05943	0.97770	1.00588	0.96364
CCB	-0.00604	0.15889	0.00452	-0.02679	0.00022	0.00036	0.16811	-0.00161	-0.00328	0.00127	-0.00259	0.00320
0808200-40	0.02724	31.98041	0.32866	363.15439	0.45908	-0.00087	H313.25630	0.00628	0.02509	-0.00066	L-0.03689	0.01743

Sample Id1	Fe	K	Li	Mg	Mn	Mo	Na	Ni	P	Pb	Pb I	Pb II
0808200-41	0.00378	8.10271	0.16175	175.44084	0.02360	0.05436	128.19695	0.00064	0.01951	-0.00006	L-0.02248	0.01114
0808200-42	-0.00708	44.40753	0.46423	496.39047	3.29076	0.01004	H436.51707	0.27233	0.06511	0.00328	L-0.01903	0.01441
0808200-43	0.00450	1.47106	0.01522	3.82141	0.03414	0.00144	16.09556	0.00030	0.06950	0.00005	0.00483	-0.00234
0808200-44	0.00310	1.67874	0.01736	7.24973	0.00087	0.00055	15.27976	-0.00004	0.02323	0.00060	-0.00018	0.00099
0808200-45	0.02508	1.38412	0.01167	4.57189	0.00070	0.00066	34.20135	-0.00023	0.02053	0.00080	0.00136	0.00052
0808200-46	0.00225	1.43885	0.01603	6.95678	0.00063	-0.00016	10.77435	-0.00109	0.02289	0.00280	L-0.00346	0.00592
0808201-6 10X	-0.00631	0.72095	0.01531	11.46425	0.00247	0.00062	31.86285	0.00102	0.01073	0.00154	0.00106	0.00179
0808201-7 10X	-0.00690	0.80220	0.01627	15.58596	0.08498	-0.00023	19.53572	0.00146	0.00769	0.00059	-0.00070	0.00124
0808201-9 10X	-0.00118	1.29851	0.02470	24.86673	0.03931	0.14163	48.88356	0.00000	0.02137	0.00024	L-0.00375	0.00224
CCV	19.54515	53.19894	0.53854	50.16628	0.99308	1.01152	50.71732	0.99916	5.37675	0.99188	1.02854	0.97358
CCB	-0.00374	0.16078	0.00460	-0.01786	0.00036	0.00085	0.17302	-0.00040	0.00837	0.00096	0.00038	0.00125
0808201-12 10X	-0.00730	1.35324	0.01959	23.38724	0.41082	0.00019	21.74402	0.03560	0.01276	0.00020	-0.00074	0.00066
0808201-13 10X	-0.00947	2.10340	0.02335	42.96941	1.26259	-0.00047	24.55098	0.14441	0.01073	0.00069	L-0.00466	0.00336
0808201-21 10X	-0.00627	1.15494	0.01913	27.87583	0.02507	0.00000	19.53706	0.00021	0.00736	0.00177	-0.00061	0.00295
0808201-21D 10X	-0.00474	1.18002	0.01900	28.11442	0.02541	-0.00007	19.22662	0.00153	0.00736	0.00000	0.00422	-0.00210
0808201-21L 50X	-0.00694	0.31566	0.00679	5.41766	0.00532	0.00048	3.47851	-0.00058	0.00837	-0.00065	0.00297	-0.00245
0808201-21MS 10X	0.08951	5.39522	0.06732	31.79770	0.07454	0.10172	23.16866	0.05291	0.01479	0.05086	0.04976	0.05141
0808201-21MSD 10X	0.09523	5.34589	0.06624	31.83873	0.07559	0.10380	22.76628	0.05393	0.00753	0.04977	0.05839	0.04547
0808201-22 10X	-0.00190	1.11761	0.01979	22.16509	0.44212	-0.00130	30.04453	0.05785	0.00668	0.00050	L-0.02137	0.01142
0808201-23 10X	-0.01879	1.54687	0.02646	27.74850	5.74608	0.00505	34.60995	0.14016	0.01377	0.00128	-0.00053	0.00219
0808201-24 10X	-0.01991	1.26630	0.01991	16.40119	6.53903	0.00333	22.52242	0.07868	0.00921	0.00270	0.00383	0.00214
CCV	19.40054	54.69299	0.55774	50.16607	0.98408	1.00999	52.15403	0.99531	5.55752	0.99089	1.02156	0.97557
CCB	-0.00627	0.07454	0.00433	-0.02280	0.00026	-0.00014	0.16207	-0.00096	0.00398	0.00202	-0.00054	0.00330
0808201-25 10X	-0.00384	1.59291	0.02600	22.66827	0.69783	-0.00023	46.72496	0.01472	0.01411	0.00080	-0.00283	0.00261
0808201-27 10X	-0.00586	0.45477	0.01160	8.72681	0.00053	0.00045	14.75593	-0.00057	0.00465	0.00081	-0.00234	0.00238
0808201-29 10X	-0.00654	1.34154	0.01523	75.86934	0.00043	0.00043	40.74298	-0.00013	0.00972	0.00054	-0.00172	0.00167
0808201-31 10X	-0.00568	1.05397	0.01752	21.82904	0.02313	0.00772	25.42265	0.00014	0.00727	-0.00029	-0.00248	0.00081
0808201-36 10X	-0.00586	1.25849	0.02257	25.23292	0.03975	0.14794	48.24484	0.00020	0.01415	0.00010	-0.00003	0.00017
0808201-39 10X	-0.00892	1.70357	0.02015	40.34079	1.17195	0.00052	22.21731	0.13255	0.00645	0.00052	0.00102	0.00027
0808200-1 10X	-0.00663	0.59995	0.01000	24.68116	0.00026	0.00052	13.58427	-0.00086	0.00104	0.00057	L-0.00439	0.00305
0808200-1D 10X	-0.00352	0.61922	0.01008	24.86137	0.00029	0.00158	13.64917	-0.00049	0.00923	-0.00017	L-0.00627	0.00287
0808200-1L 50X	-0.00685	0.09312	0.00494	4.68887	0.00026	0.00055	2.44507	-0.00094	0.00465	0.00128	0.00238	0.00073
0808200-1MS 10X	0.09055	4.55559	0.05317	28.42004	0.05002	0.10224	17.39967	0.05088	0.00235	0.05020	0.04950	0.05054
CCV	20.47719	51.42578	0.50962	52.00317	1.03604	1.06514	50.88257	1.05143	5.72828	1.04189	1.07851	1.02361
CCB	-0.00550	-0.00202	0.00404	-0.02166	0.00026	0.00029	0.16281	-0.00082	0.01153	0.00135	0.00016	0.00194
0808200-1MSD 10X	0.29546	4.62285	0.05380	28.87088	0.05145	0.10536	17.64798	0.05268	0.00350	0.05121	0.04803	0.05280
0808200-3 10X	-0.00649	0.51458	0.01171	16.73462	0.00053	-0.00047	10.57341	-0.00055	0.00104	0.00060	L-0.00411	0.00296
0808200-5 10X	-0.00411	1.02597	0.01480	81.93373	0.00518	0.00003	37.49529	-0.00058	0.00481	-0.00005	L-0.00338	0.00161
0808200-7 10X	-0.00780	1.58761	0.02328	33.84054	0.98532	-0.00111	24.24627	0.04465	0.01202	0.00117	L-0.00560	0.00454
0808200-7D 10X	-0.00802	1.65619	0.02374	34.88158	1.01757	0.00019	24.64528	0.04643	0.01038	0.00100	L-0.00573	0.00436
0808200-7L 50X	-0.00744	0.21019	0.00696	6.55062	0.19493	0.00090	4.50877	0.00855	-0.00175	0.00085	L-0.00317	0.00286
0808200-7MS 10X	0.08775	5.86202	0.07035	38.62742	1.04729	0.10189	28.94327	0.09761	0.01153	0.05194	0.05013	0.05284
0808200-7MSD 10X	0.08915	5.89817	0.07088	38.80123	1.05057	0.10279	29.06952	0.09875	0.00792	0.05128	0.04793	0.05295
0808200-27 10X	-0.00163	2.11071	0.02932	47.72989	0.01647	0.00144	29.35049	0.00115	0.00415	0.00108	0.00455	-0.00066
0808200-27D 10X	-0.00420	2.11507	0.03070	48.31086	0.01613	0.00007	30.85943	0.00030	0.00530	-0.00087	L-0.00761	0.00250
CCV	19.91082	53.33135	0.53258	51.49793	1.00719	1.03834	52.80950	1.01979	5.63486	1.02030	1.04804	1.00645
CCB	-0.00586	-0.04342	0.00400	-0.01995	0.00033	-0.00007	0.16067	-0.00067	-0.00027	0.00145	-0.00056	0.00245
0808200-27L 50X	-0.00631	0.32673	0.00819	9.52902	0.00359	-0.00016	5.75316	-0.00077	0.00678	-0.00001	-0.00174	0.00086
0808200-27MS 10X	0.09505	6.57404	0.07932	52.07566	0.06556	0.10175	34.93352	0.05257	0.00891	0.05079	0.05031	0.05103
0808200-27MSD 10X	0.09235	6.55879	0.07907	52.05021	0.06580	0.10331	34.75735	0.05253	0.00776	0.05104	0.05099	0.05106

Sample Id1	Fe	K	Li	Mg	Mn	Mo	Na	Ni	P	Pb	Pb I	Pb II
0808200-28 10X	-0.00379	0.45711	0.00930	9.77360	0.00036	0.00010	9.06908	-0.00058	0.00891	-0.00009	L-0.00467	0.00219
0808200-39 10X	-0.00235	0.86043	0.02003	80.17592	0.00128	0.00012	14.69327	0.00001	0.01317	0.00016	-0.00197	0.00122
0808200-40 10X	-0.00339	2.06054	0.02493	35.01876	0.04930	-0.00028	31.27948	0.00000	0.00694	-0.00068	L-0.00581	0.00189
0808200-41 10X	-0.00685	0.41347	0.01337	16.15213	0.00260	0.00498	11.29275	-0.00077	0.00120	-0.00053	-0.00154	-0.00003
0808200-42 10X	-0.00762	2.83802	0.03353	48.94470	0.36581	0.00102	51.29889	0.03013	0.00546	0.00106	-0.00229	0.00273
0808201-21A	0.00648	123.67180	1.57367	384.08007	0.23014	0.00048	H278.75307	0.00751	0.04790	-0.00238	L-0.02622	0.00953
0808200-1A	1.76448	116.18140	1.44702	338.63637	0.92027	1.95173	228.53358	0.93975	0.04463	0.92526	0.94416	0.91582
CCV	19.35469	51.75852	0.51250	50.00596	0.98090	1.01116	51.01696	0.98793	5.50728	0.98838	1.01600	0.97458
CCB	-0.00636	0.02373	0.00425	-0.02109	0.00019	0.00024	0.16702	-0.00067	0.00383	0.00127	0.00314	0.00034
0808200-41A	0.03837	103.11138	1.28887	143.18254	0.03978	0.16288	209.56468	0.00768	0.05807	-0.00047	L-0.01177	0.00517
0808200-7A	-0.00528	125.55411	1.56698	432.03100	8.93023	0.00121	H317.45097	0.40582	0.03987	0.00310	L-0.01544	0.01236
0808200-27A	0.03801	134.39930	1.68547	H579.78289	0.14700	0.00251	H356.37797	0.01165	0.01841	-0.00174	L-0.02822	0.01148
IP080917-1MB	-0.00433	0.14250	0.00423	-0.01691	0.00036	-0.00104	0.19650	-0.00055	0.00612	0.00107	0.00211	0.00056
IP080917-1LCS	0.99202	0.15484	0.00416	0.00208	0.50276	1.00628	0.24368	0.52235	0.02971	0.49371	0.51301	0.48408
0809052-1	0.40881	8.16296	0.00903	3.83624	0.01327	0.00614	49.77727	0.05578	0.32457	0.00281	0.00305	0.00269
0809052-1D	0.39409	7.94840	0.00873	3.69134	0.01303	0.00470	48.60633	0.05363	0.30028	0.00136	-0.00210	0.00309
0809052-1L 5X	0.07356	1.29618	0.00530	0.72343	0.00284	0.00161	8.86571	0.01103	0.06167	0.00136	0.00278	0.00065
0809052-1MS	1.39945	8.19669	0.00915	3.85963	0.52252	1.03848	49.98619	0.59054	0.31390	0.51758	0.52992	0.51142
0809052-1MSD	1.38004	8.05386	0.00908	3.81209	0.51700	1.03072	49.22137	0.58528	0.31636	0.51079	0.52736	0.50252
CCV	19.65503	50.18270	0.49180	50.10288	0.99553	1.02004	50.13740	1.01437	5.31547	0.99554	1.03655	0.97507
CCB	-0.00532	0.14175	0.00449	-0.02451	0.00036	0.00003	0.17609	-0.00113	0.00628	0.00202	-0.00144	0.00374
CRI	0.19784	4.31904	0.01887	5.07275	0.03159	0.02071	4.57394	0.08394	0.20857	0.00665	0.00486	0.00754
ICSA	96.81920	0.05768	0.00458	251.35300	0.00318	-0.00047	0.18648	0.00078	0.01579	0.00297	0.00148	0.00372
ICSAB	96.09499	0.03629	1.00148	250.80495	0.46754	0.96700	0.18276	0.92532	1.04885	0.04898	0.04710	0.04992
CCV	18.75019	49.96909	0.48810	48.46993	0.95229	0.97333	49.98741	0.96084	5.13275	0.94938	0.99182	0.92819
CCB	-0.00140	0.13579	0.00430	-0.00969	0.00046	0.00071	0.17202	-0.00032	0.00678	0.00048	0.00094	0.00024

Sample Id1	S	Sb	Se	Se I	Se II	Si	Sn	Sr	Th	Ti	Tl	U
MIXBHIGH	0.01302	1.98406	4.82926	4.94252	4.77271	49.72073	H10.05988	9.87628	H2.07704	9.95068	4.99246	-0.02453
MIXAHIGH	0.00945	0.03011	-0.00232	0.01126	L-0.00910	0.02355	0.00595	0.00863	L-0.08018	-0.00035	0.00265	0.16924
MIXCHIGH	H50.02954	0.00022	-0.00416	-0.00069	L-0.00589	-0.02319	0.01962	0.00154	1.54249	0.00798	-0.01000	H50.40568
ICV	2.54570	0.25727	0.50291	0.49886	0.50494	2.48760	0.49490	0.25356	0.16170	0.25099	0.26375	2.52661
ICB	-0.00305	-0.00486	-0.00004	L-0.00983	0.00485	0.00527	-0.00419	-0.00049	0.00634	-0.00003	-0.00230	-0.02324
CRI	0.20932	0.12538	0.01176	0.01349	0.01089	0.12680	0.09893	0.02461	0.08888	0.02069	0.01859	0.20996
ICSA	0.01302	0.00014	0.00089	0.00078	0.00094	0.01326	-0.00162	0.00107	-0.04654	-0.00019	-0.00249	0.05905
ICSAB	1.01805	0.60083	0.05537	0.05953	0.05329	0.94550	0.95599	0.98566	0.60533	0.93115	0.09435	9.87529
CCV	5.09363	0.50476	1.00942	1.00256	1.01285	4.92609	0.98709	0.50364	0.32337	0.49372	0.52555	5.01472
CCB	0.00231	-0.00135	0.00178	-0.00153	0.00343	0.01444	-0.00058	-0.00039	0.00620	-0.00004	-0.00051	0.00254
0809009-1 100X	0.12901	-0.00151	-0.00267	L-0.00880	0.00039	0.27300	-0.00447	0.36779	0.00725	0.00013	0.00172	-0.01052
0809009-2 100X	0.42351	0.00050	0.00458	0.00538	0.00418	0.25864	-0.00086	0.40119	0.00418	0.00010	0.00107	0.01092
0809009-3 100X	0.62881	0.00081	0.00334	0.00458	0.00272	0.16541	-0.00023	0.24600	0.01066	0.00018	0.00673	0.00314
F080915-1MB	0.04514	-0.00002	0.00050	0.00306	-0.00077	0.00906	0.00373	-0.00043	0.00938	0.00041	0.00618	0.00059
0809093-1	14.22003	0.00063	0.00613	0.00390	0.00724	8.17807	0.00414	0.58825	0.00496	0.00034	0.00899	-0.00855
0809093-2	16.57742	-0.00153	0.00151	0.00013	0.00220	8.00386	0.00310	0.59609	0.00181	0.00130	0.00723	-0.00497
0809093-3	23.67250	-0.00036	0.00479	0.00584	0.00427	9.74176	0.00581	1.65405	-0.00015	0.00013	0.01009	-0.00366
0809093-4	23.74143	0.00128	0.00696	0.00915	0.00586	9.84358	0.00810	1.64600	-0.00187	0.00013	0.00956	0.00124
0809093-5	H50.13107	0.01363	0.01977	0.01392	0.02269	8.30709	0.00150	1.19552	0.00017	0.00113	0.00399	0.01070
0809093-6	11.06779	-0.00039	0.00320	0.00075	0.00442	10.70118	0.00393	0.47119	0.01091	0.00101	0.00755	-0.00595
CCV	4.92709	0.49874	0.97572	0.98650	0.97034	4.81559	0.96961	0.49332	0.29961	0.47997	0.51683	4.92381
CCB	0.00588	-0.00074	-0.00112	-0.00074	-0.00132	0.00836	-0.00266	-0.00041	0.00759	-0.00008	0.00006	-0.00562
0809093-7	22.30546	-0.00108	0.00373	0.00396	0.00362	9.72418	0.00623	1.61986	-0.00464	0.00018	0.00664	-0.00986
0809093-8	19.08329	0.00736	0.01425	0.01312	0.01482	9.94515	0.00935	1.37645	0.00381	0.00006	0.00187	0.01168
0809093-8L 5X	3.50959	0.00333	0.00325	0.00050	0.00463	1.89533	-0.00169	0.26846	0.00890	0.00016	0.00109	0.00156
0809093-8MS	18.43789	0.58434	2.43698	2.49497	2.40803	11.79305	0.55309	1.87344	0.01830	0.52952	2.37923	-0.00373
0809093-8MSD	18.17222	0.56569	2.34182	2.39173	2.31689	11.59634	0.53372	1.83878	0.00925	0.50896	2.29372	-0.00044
0809093-9	13.05087	0.00056	0.00543	-0.00200	0.00913	9.63422	0.00845	0.54302	0.00938	0.00083	0.00381	-0.02161
IP080911-2MB	0.00945	-0.00053	-0.00056	-0.00030	-0.00069	0.02307	0.00227	-0.00044	0.01233	-0.00002	0.00275	-0.00108
IP080911-2LCS	0.00588	0.50038	1.93809	1.96574	1.92428	2.00767	0.48565	0.49231	0.00952	0.47073	2.10247	-0.02783
0808201-1	H113.09099	-0.00310	0.00527	-0.00274	0.00927	4.61462	0.00150	1.11894	0.00574	0.00478	-0.00202	0.00226
0808201-2	H93.18572	0.00003	0.00059	0.00522	-0.00172	6.01188	0.00060	2.01264	0.00655	0.00025	0.00359	0.02373
CCV	4.90381	0.50178	0.97192	0.98102	0.96738	4.83172	0.97892	0.49604	0.28048	0.47807	0.51995	4.98691
CCB	0.00231	-0.00238	-0.00117	-0.00400	0.00025	0.00443	-0.00051	-0.00046	0.01422	0.00004	0.00144	-0.02095
0808201-2D	H94.10823	0.00121	0.00413	-0.00153	0.00695	6.05862	0.00206	2.02012	0.00366	-0.00017	0.00119	0.00970
0808201-2L 5X	18.53188	-0.00027	0.00133	-0.00355	0.00376	1.22303	-0.00308	0.40320	0.01263	0.00029	0.00140	-0.00660
0808201-2MS	H93.27301	0.48497	1.87660	1.93868	1.84561	7.84966	0.47529	2.46789	-0.00165	0.45467	2.02403	0.01790
0808201-2MSD	H93.60513	0.48777	1.88826	1.91633	1.87424	7.89701	0.48246	2.46896	0.00130	0.45634	2.02682	0.01822
0808201-3	20.99764	0.00121	0.00424	0.00121	0.00576	5.70823	-0.00141	0.81154	0.01270	0.00056	0.00273	0.01231
0808201-4	4.13405	-0.00059	0.00308	0.00141	0.00391	6.02208	-0.00238	1.18018	0.01285	0.00046	-0.00140	0.00121
0808201-5	4.17879	0.00106	0.00151	-0.00467	0.00460	5.79129	0.00220	0.68873	0.01083	0.00013	-0.00469	-0.00173
0808201-6	H393.93069	-0.00176	0.02623	0.02153	0.02858	7.06968	0.00109	3.53546	-0.02798	-0.00192	-0.00107	0.24894
0808201-7	H445.45041	-0.01030	0.03070	0.00967	0.04120	7.45411	-0.00370	5.48546	0.02983	-0.00090	-0.00404	0.40006
0808201-8	H238.67578	0.00051	0.01412	0.01763	0.01236	6.92963	-0.00113	3.03199	0.02397	-0.00005	0.00383	0.15982
CCV	4.87158	0.49855	0.96608	0.98501	0.95662	4.82043	0.97144	0.49013	0.26365	0.46847	0.51537	4.96979
CCB	0.00945	-0.00234	0.00124	-0.00259	0.00314	0.00997	0.00039	-0.00040	0.01677	0.00014	-0.00138	0.00254
0808201-9	H636.44446	-0.00863	0.08692	0.07410	0.09332	7.44203	-0.00335	6.84654	0.06023	-0.00111	-0.00119	2.26000
0808201-10	H194.02901	-0.00215	0.02405	0.01947	0.02634	6.52425	0.00088	2.63027	0.04078	0.00012	-0.00060	0.40035
0808201-11	H110.77026	-0.00130	0.01965	0.01436	0.02229	6.04657	0.00234	2.51725	0.00907	-0.00052	0.00280	0.05699
0808201-12	H539.91159	-0.00377	0.03208	0.02120	0.03752	7.48048	-0.00391	6.70145	-0.00573	-0.00189	0.00082	0.32564

Sample Id1	S	Sb	Se	Se I	Se II	Si	Sn	Sr	Th	Ti	Tl	U
0808201-13	H776.34058	-0.00039	0.02880	0.01827	0.03405	7.55479	0.00227	6.78530	0.02521	-0.00113	-0.00091	0.54173
0808201-14	H199.57753	0.00122	0.00170	-0.00173	0.00341	6.60479	0.00060	3.88440	0.00876	-0.00077	0.00140	0.10206
0808201-15	H287.65733	-0.00126	0.00366	-0.00005	0.00551	7.53418	0.00074	6.10152	0.01497	-0.00099	0.00217	0.10697
0808201-16	H93.95061	0.00265	0.00759	0.00823	0.00727	6.00887	0.00192	2.96000	0.00276	-0.00036	0.00563	0.06385
0808201-17	H220.30676	-0.00158	0.01363	0.00837	0.01626	7.20988	0.00345	4.53734	0.01710	-0.00072	0.00040	0.07433
0808201-18	H253.87949	-0.00486	0.01807	0.00046	0.02687	6.90995	-0.00759	5.17534	-0.00220	-0.00145	-0.00374	0.04685
CCV	4.78384	0.49373	0.94871	0.98515	0.93051	4.80121	0.96641	0.48832	0.25977	0.46215	0.51664	5.00496
CCB	0.00409	0.00250	-0.00081	-0.00095	-0.00074	0.00802	-0.00384	-0.00035	0.01755	-0.00005	-0.00180	0.00646
ZZZ	H119.36085	0.00117	0.00531	0.00311	0.00641	6.46644	0.00074	3.15909	0.00303	-0.00078	0.00115	0.02276
ZZZ	H280.91462	0.00029	0.01294	0.01393	0.01245	7.42083	0.00366	4.20949	0.00367	-0.00133	0.00689	0.03125
ZZZ	0.03086	0.00024	0.00405	0.00145	0.00536	0.01731	-0.00009	-0.00016	0.01902	-0.00012	-0.00176	-0.00790
ZZZ	0.01123	0.51082	1.94954	1.96994	1.93936	1.98538	0.49150	0.49282	0.00436	0.48282	2.13248	-0.00301
ZZZ	H522.51703	0.00035	0.02018	0.02525	0.01765	7.37314	0.00394	5.64719	-0.00095	-0.00176	0.00714	0.07335
ZZZ	H528.56950	0.00100	0.02279	0.02478	0.02180	7.49164	0.00151	5.77854	-0.00321	-0.00187	0.00222	0.08216
ZZZ	H116.93895	-0.01529	0.00974	L-0.03122	0.03019	1.53304	-0.01696	1.20505	0.01902	-0.00008	L-0.01356	-0.09209
ZZZ	H550.31723	0.52996	2.17675	2.21566	2.15732	9.69494	0.52287	6.42011	-0.00539	0.48529	2.19563	0.06521
ZZZ	H544.89986	0.52868	2.17899	2.21616	2.16044	9.64575	0.51513	6.42734	0.03469	0.48596	2.20642	0.06324
ZZZ	H581.14348	-0.00459	0.02852	0.02096	0.03230	9.89115	0.00546	4.06498	-0.00195	-0.00209	0.00228	0.43007
ZZZ	5.44826	0.55550	1.10925	1.10251	1.11262	5.28184	1.06934	0.55052	0.28248	0.53024	0.58201	5.72474
ZZZ	0.00588	0.00086	0.00295	0.00045	0.00419	0.02504	-0.00141	-0.00041	0.03778	0.00009	0.00556	-0.01671
ZZZ	H774.28606	-0.00056	0.02962	L-0.01562	0.05221	11.45137	0.00227	2.93354	0.02744	-0.00197	L-0.01715	0.28849
ZZZ	H650.27927	0.00033	0.01133	L-0.04075	0.03733	10.22734	0.00352	2.54724	0.01992	-0.00177	L-0.01678	0.12434
CCV	4.71223	0.49130	0.95676	0.96301	0.95364	4.71726	0.95898	0.48044	0.23687	0.46853	0.51645	4.96697
CCB	0.00766	-0.00043	0.00260	0.00783	-0.00001	0.00674	-0.00169	-0.00037	0.02223	-0.00021	0.00432	0.00222
0808201-19	H116.03244	-0.00049	0.00523	0.00179	0.00694	6.30819	0.00282	3.09043	0.00582	-0.00062	0.00023	0.01265
0808201-20	H272.41002	0.00019	0.01613	0.01486	0.01676	7.22596	0.00213	4.11473	0.00058	-0.00126	0.00139	0.01918
IP080912-1MB	0.02551	0.00189	-0.00011	0.00754	-0.00394	0.01606	0.00338	-0.00023	0.02350	-0.00005	0.00135	0.00352
IP080912-1LCS	0.00766	0.52160	1.98336	2.01779	1.96618	2.01570	0.50286	0.50092	0.01282	0.48488	2.18063	-0.00269
0808201-21	H537.27199	0.00188	0.02382	0.02703	0.02222	7.55925	0.00692	5.73361	-0.00837	-0.00206	0.00389	0.07792
0808201-21D	H541.27493	0.00080	0.02133	0.02286	0.02056	7.61823	0.00137	5.80324	0.05973	-0.00025	0.00270	0.07139
0808201-21L 5X	H117.09299	0.00060	0.00269	0.00167	0.00320	1.57282	-0.00183	1.19740	0.01283	-0.00034	-0.00174	0.01657
0808201-21MS	H546.29971	0.53204	2.15176	2.21905	2.11816	9.70351	0.52469	6.39720	0.01169	0.47839	2.21594	0.06163
0808201-21MSD	H525.59709	0.52492	2.10819	2.19701	2.06385	9.56231	0.50253	6.36244	0.01166	0.46835	2.18151	0.06621
0808201-22	H595.60596	0.00257	0.03077	0.02612	0.03308	10.18043	0.00192	4.14771	0.00989	-0.00208	0.00232	0.44965
CCV	4.70506	0.49140	0.95773	0.96556	0.95382	4.68781	0.95017	0.47527	0.21608	0.45843	0.51512	4.96057
CCB	0.00409	0.00158	0.00104	0.00171	0.00071	0.00816	0.00192	-0.00037	0.03149	-0.00002	0.00121	-0.00170
0808201-23	H745.88271	-0.00119	0.02767	L-0.01757	0.05025	10.72660	-0.00065	2.69271	0.02045	-0.00159	L-0.01337	0.25586
0808201-24	H644.66941	-0.00097	0.01160	L-0.04047	0.03760	9.91276	0.00442	2.40435	0.00906	-0.00205	-0.00997	0.12009
0808201-25	H686.80298	0.00028	0.04006	0.02950	0.04534	8.99028	0.00123	3.57220	0.01746	-0.00172	-0.00258	0.37034
0808201-26	H91.56982	0.00055	0.00684	0.00458	0.00797	6.56743	-0.00100	1.60346	0.03048	-0.00034	-0.00174	0.04359
0808201-27	H370.61668	-0.00291	0.02857	0.02084	0.03243	7.55895	-0.00391	4.04071	0.02260	-0.00194	-0.00482	0.18431
0808201-28	34.62708	0.00188	-0.00044	0.00321	-0.00226	6.69894	-0.00009	0.92874	0.03308	-0.00011	-0.00073	0.01746
0808201-29	H880.89740	0.00184	0.05570	0.05582	0.05564	11.82816	0.00088	2.67808	0.00815	-0.00216	-0.00104	0.05573
0808201-30	H313.83594	-0.00012	0.06858	0.06735	0.06920	7.80524	0.00401	5.68306	0.02951	-0.00156	-0.00226	0.79732
0808201-31	H583.67847	0.00161	0.03986	0.03672	0.04143	8.27392	0.00074	6.41462	0.00826	-0.00267	-0.00383	0.28777
0808201-32	H231.82047	0.00003	0.05522	0.05662	0.05453	7.18401	-0.00204	3.74428	0.02762	-0.00118	0.00075	0.60667
CCV	4.67284	0.48467	0.93557	0.95597	0.92538	4.83178	0.94071	0.47165	0.21039	0.47410	0.51109	4.92186
CCB	0.00766	-0.00017	-0.00217	0.00335	-0.00492	0.01183	-0.00093	-0.00039	0.02617	-0.00012	0.00384	-0.00105
0808201-33	H63.68255	0.00129	0.01650	0.01945	0.01502	6.51963	0.00567	1.74970	0.01500	-0.00080	-0.00060	0.07237
0808201-34	31.64786	0.00375	0.00750	0.01016	0.00617	5.86192	-0.00245	0.94725	0.02807	0.00125	-0.00028	0.00869

Sample Id1	S	Sb	Se	Se I	Se II	Si	Sn	Sr	Th	Ti	Tl	U
0808201-35	9.43585	0.00024	0.00109	0.00138	0.00094	5.85111	-0.00058	0.32826	0.03036	0.00001	-0.00502	0.00319
0808201-36	H639.13138	-0.00342	0.08882	0.08890	0.08878	7.85450	0.00186	6.87892	0.02938	-0.00280	0.00038	2.38940
0808201-37	2.76382	0.00117	0.00096	-0.00183	0.00236	5.02087	-0.00002	0.82371	0.03166	-0.00024	0.00075	-0.00302
0808201-38	H109.44349	-0.00084	0.02367	0.01691	0.02705	6.29451	-0.00072	2.46061	0.02457	-0.00069	0.00064	0.05342
0808201-39	H688.57266	-0.00147	0.02461	0.00799	0.03290	7.45119	0.00172	6.28564	0.00877	-0.00201	-0.00632	0.48102
0808201-40	H182.17172	-0.00300	0.00468	L-0.00785	0.01094	6.44678	0.00234	3.62507	0.01431	-0.00084	-0.00600	0.08673
F080909-1MB	0.01123	0.00198	0.00116	-0.00172	0.00259	0.02031	0.00032	-0.00033	0.03125	-0.00026	-0.00190	0.00189
F080909-1LCS	0.01302	0.51280	1.96853	1.97039	1.96759	2.06770	0.50132	0.49126	0.02444	0.48835	2.18666	-0.00759
CCV	4.67821	0.49452	0.97220	0.98231	0.96716	4.87995	0.95757	0.48016	0.20588	0.47396	0.52022	5.04074
CCB	-0.00661	0.00101	-0.00070	-0.00414	0.00102	0.01246	0.00123	-0.00042	0.03082	-0.00027	0.00302	-0.01345
0808149-6	0.31820	0.00199	0.00312	0.00265	0.00335	3.80507	0.00477	0.08969	0.02953	0.00206	0.00316	0.00801
0808149-7	0.60738	0.00023	0.00338	-0.00313	0.00663	4.51233	0.00107	0.13764	0.02871	0.01238	0.00302	0.00093
0808200-1	H562.78283	0.00032	0.02319	0.02542	0.02208	7.34526	0.00317	5.33604	-0.00398	-0.00247	0.00380	0.09619
0808200-1D	H558.25143	-0.00318	0.02999	0.02325	0.03335	7.29491	0.00324	5.37283	-0.01046	-0.00275	0.00030	0.08151
0808200-1L 5X	H126.49073	0.00273	0.00833	0.00961	0.00769	1.54349	0.00310	1.12133	0.01359	-0.00050	0.00046	0.03159
0808200-1MS	H572.14216	0.50531	2.08552	2.12015	2.06823	9.35604	0.49744	5.93156	0.00035	0.46605	2.11069	0.09003
0808200-1MSD	H578.89472	0.51043	2.10296	2.14488	2.08203	9.43416	0.50747	5.95345	0.00815	0.47272	2.12725	0.10276
0808200-2	20.07272	0.00049	0.00163	-0.00463	0.00475	6.33556	0.00088	0.68979	0.02502	-0.00022	0.00139	0.00547
0808200-3	H398.57286	0.00183	0.00700	0.01373	0.00363	8.35748	0.00644	6.25720	0.00836	-0.00222	0.00652	0.07498
0808200-4	3.72069	0.00034	0.00080	0.00233	0.00004	5.94518	0.00032	1.29274	0.02974	-0.00004	0.00348	0.00515
CCV	4.68358	0.50104	0.97217	0.98394	0.96629	4.98187	0.98914	0.48136	0.20099	0.47386	0.53275	5.04538
CCB	-0.00661	0.00081	0.00133	-0.00489	0.00444	0.01231	-0.00072	-0.00036	0.03796	-0.00002	0.00221	-0.00464
CRI	0.20397	0.12740	0.01149	0.01707	0.00870	0.11883	0.09844	0.02346	0.07377	0.01962	0.02835	0.21486
ICSA	0.01837	0.00328	-0.00481	-0.00249	L-0.00596	0.00894	0.00157	0.00106	-0.03301	-0.00036	-0.00504	0.04460
ICSAB	0.95555	0.59238	0.04917	0.04543	0.05104	0.97149	0.97134	0.94805	0.32886	0.91201	0.09285	9.90000
CCV	4.55468	0.48650	0.94449	0.95152	0.94099	4.81338	0.94611	0.46964	0.19433	0.46198	0.51440	4.91205
CCB	0.00052	0.00251	-0.00343	L-0.00652	-0.00189	0.00766	0.00643	-0.00038	0.02981	-0.00022	-0.00090	0.00417
0808200-5	H814.19507	0.00029	0.04229	0.03839	0.04424	10.34545	0.00081	2.49992	0.00405	-0.00207	-0.00051	0.03516
0808200-6	4.83040	0.00172	0.00299	0.00183	0.00357	5.08752	0.00032	0.30734	0.02737	-0.00001	0.00052	0.00971
0808201-41	H174.91814	-0.00008	0.01901	0.02288	0.01708	6.34560	0.00199	2.40800	0.02875	-0.00039	-0.00176	0.38045
0808201-41D	H175.49582	0.00213	0.02401	0.02793	0.02206	6.32473	0.00012	2.43641	0.01352	-0.00111	0.00174	0.39677
0808201-41L 5X	36.47015	0.00268	0.00651	0.01045	0.00453	1.32734	0.00109	0.50186	0.03092	-0.00021	0.00235	0.08641
0808201-41MS	H176.45020	0.49226	1.99161	1.98491	1.99496	8.26302	0.48287	2.91945	0.01987	0.46822	2.13034	0.33641
0808201-41MSD	H178.12924	0.50960	1.98009	2.03164	1.95436	8.33484	0.50274	2.93526	0.02091	0.46966	2.17063	0.38210
0808211-11	H152.94901	0.00214	0.00187	0.00111	0.00225	8.52912	0.00282	4.22073	-0.02058	-0.00080	0.00078	0.01192
IP080910-3MB	0.01658	-0.00172	-0.00202	-0.00246	-0.00180	0.03372	0.00380	0.00001	0.02817	0.00029	0.01068	-0.01052
IP080910-3LCS	0.00945	0.50883	2.10166	2.16407	2.07050	2.08362	0.49152	0.46718	0.03993	0.46190	2.04979	-0.01769
CCV	4.76594	0.50613	0.97386	0.99794	0.96183	4.93258	0.99019	0.48454	0.19020	0.47511	0.53482	5.08688
CCB	-0.00126	0.00271	0.00163	-0.00107	0.00299	0.01427	-0.00794	-0.00041	0.03478	-0.00023	-0.00468	-0.01084
0808126-2	1.80401	0.35166	0.10972	0.10508	0.11203	18.79909	0.02008	0.85587	-0.02929	H10.65679	0.86401	0.27538
0808126-2D	1.75398	0.34460	0.11220	0.11440	0.11110	19.51482	0.01730	0.85354	-0.02313	H10.59779	0.86840	0.26578
0808126-2L 5X	0.34854	0.06856	0.01832	0.01470	0.02013	3.60736	0.00367	0.16851	0.01607	2.08146	0.16912	0.04451
0808126-2MS	1.62177	0.72475	2.06759	2.12668	2.03809	21.94986	0.47400	1.30118	-0.02696	9.71274	2.84115	0.28161
0808126-2MSD	1.66286	0.70792	2.02350	2.07915	1.99572	20.91826	0.46453	1.29694	-0.02074	9.52327	2.80438	0.28161
IP080916-1MB	0.00588	0.00358	0.00447	0.00302	0.00519	0.02191	0.00192	-0.00023	0.03203	0.00188	0.00304	0.00317
IP080916-1LCS	0.00409	0.50072	1.90204	1.93734	1.88441	2.00552	0.49026	0.47639	0.02232	0.46724	2.13626	-0.00663
0808200-7	H600.08026	-0.00908	0.02164	L-0.00701	0.03595	7.88728	-0.00939	6.19954	0.01562	-0.00183	-0.00475	0.39680
0808200-7D	H640.02133	0.00147	0.02561	0.01628	0.03027	8.53353	0.00324	6.67763	0.03844	-0.00188	0.00182	0.49309
0808200-7L 5X	H143.62882	0.00363	0.01559	0.01383	0.01647	1.78918	0.00866	1.39070	0.02545	-0.00078	-0.00816	0.09882
CCV	4.69074	0.49220	0.99220	1.00360	0.98651	4.92907	1.00056	0.47431	0.19886	0.47011	0.52794	4.93159

Sample Id1	S	Sb	Se	Se I	Se II	Si	Sn	Sr	Th	Ti	Tl	U
CCB	0.01123	0.00261	0.00830	0.00141	0.01174	0.00982	0.01032	-0.00043	0.04157	-0.00011	-0.00640	-0.00496
0808200-7MS	H607.95802	0.48613	2.02330	2.06605	2.00196	9.90809	0.49280	6.60381	0.03017	0.44226	2.07165	0.40437
0808200-7MSD	H620.56512	0.51595	2.08912	2.18105	2.04322	10.26400	0.51244	6.85792	0.05109	0.46079	2.14455	0.47289
0808200-8	5.74565	0.00260	0.01612	0.00681	0.02077	5.65783	0.00470	0.42961	0.03955	-0.00005	-0.00866	-0.00203
0808200-9	5.67040	-0.00017	0.01202	0.00464	0.01571	7.05580	0.00414	1.42704	0.03845	-0.00004	-0.00639	-0.00530
0808200-10	4.16268	0.00249	0.01143	-0.00012	0.01720	5.68927	0.00525	1.23320	0.03526	0.00005	-0.00743	-0.00171
0808200-11	20.32244	-0.00052	0.00984	0.00812	0.01069	6.18225	0.00324	1.18355	0.03734	0.00009	-0.00872	-0.01480
0808200-12	7.19764	0.00110	0.00860	0.00994	0.00793	5.98237	0.00553	0.57620	0.03416	-0.00040	0.00152	-0.00203
0808200-13	40.87857	-0.00048	0.01104	0.00549	0.01381	7.07286	0.00706	0.98059	0.03305	-0.00045	-0.00280	-0.00901
0808200-14	30.32081	0.00208	0.00980	0.00716	0.01112	7.02121	0.00699	1.16624	0.03779	0.00016	0.00137	-0.00990
0808200-15	8.48594	0.00069	0.00645	0.00403	0.00766	5.84398	0.00741	0.46032	0.04401	-0.00020	-0.00067	-0.00954
CCV	4.63882	0.48703	0.97362	0.98337	0.96875	4.86759	0.97117	0.47332	0.19254	0.46129	0.51899	4.94991
CCB	0.00945	-0.00125	-0.00020	0.00543	-0.00301	0.00685	0.00532	-0.00043	0.03354	-0.00024	-0.00214	0.00254
0808200-16	18.75604	0.00152	0.00091	0.00025	0.00124	4.82625	0.00518	0.17668	0.03613	-0.00005	0.00006	0.00088
0808200-17	22.43051	0.00295	0.00543	0.00907	0.00361	5.66844	0.00567	0.14937	0.03700	0.00144	-0.00564	0.01358
0808200-18	H63.53732	0.00206	0.01969	0.01490	0.02208	6.64666	0.00657	0.70643	0.04055	-0.00019	-0.00398	-0.02491
0808200-19	5.10079	-0.00074	0.00446	0.00434	0.00452	6.23371	-0.00079	0.43961	0.03679	-0.00010	-0.00307	0.00972
0808200-20	4.33629	0.00110	0.00546	0.00332	0.00653	5.71117	0.00484	1.26000	0.04164	0.00014	-0.00465	0.00416
0808200-21	29.05138	0.00008	0.00687	-0.00026	0.01043	6.47265	0.00511	0.76793	0.04402	0.00097	L-0.01028	0.00772
0808200-22	5.88182	0.00156	0.00529	0.00466	0.00561	6.60535	0.00074	0.95760	0.04305	0.00180	-0.00409	-0.00077
0808200-23	H172.23394	0.00027	0.00640	-0.00493	0.01205	4.63975	0.00248	1.79639	0.02600	0.00004	-0.00140	0.00544
0808200-24	H195.08943	-0.00285	0.00417	-0.00355	0.00803	17.46831	-0.00111	2.41126	0.06879	0.10088	-0.00624	-0.02751
0808200-25	11.44188	0.00250	0.01025	0.00973	0.01051	6.34056	-0.00052	0.40887	0.03514	0.00865	-0.00084	-0.00482
CCV	4.76057	0.50273	1.04817	1.00332	1.07055	4.99581	1.00154	0.48427	0.19077	0.47071	0.53530	5.08101
CCB	0.00766	0.00178	0.00075	-0.00284	0.00255	0.01027	0.00143	-0.00035	0.03377	0.00012	-0.00453	0.00841
0808200-26	23.74143	0.00338	0.00875	0.00646	0.00990	5.72035	0.00602	1.13812	0.02893	-0.00037	0.00018	0.01298
IP080916-3MB	0.00409	0.00234	0.00748	0.00852	0.00697	0.01459	0.00678	-0.00037	0.03348	-0.00015	-0.00659	-0.00236
IP080916-3LCS	0.00409	0.49823	2.03729	1.94319	2.08427	1.99539	0.49898	0.46978	0.02167	0.45816	2.11282	0.00060
0808200-27	H754.64742	-0.00767	0.03834	0.01408	0.05046	9.73861	0.00414	4.88698	0.06266	-0.00060	L-0.01030	0.04265
0808200-27D	H742.89553	-0.00088	0.03396	0.02379	0.03903	9.79351	0.01032	4.95669	0.01346	-0.00202	-0.00833	0.06648
0808200-27L 5X	H182.75167	0.00137	0.00837	0.01198	0.00657	2.12865	0.00720	1.06722	0.00919	-0.00071	-0.00431	0.03452
0808200-27MS	H767.30244	0.52294	2.35616	2.25397	2.40717	12.21984	0.52750	5.62228	0.03542	0.46517	2.20975	0.09652
0808200-27MSD	H753.92141	0.52864	2.31453	2.29551	2.32403	12.20827	0.53042	5.68030	0.04542	0.46520	2.21378	0.08120
0808200-28	H287.03388	0.00060	0.07029	0.06594	0.07247	7.63774	-0.00134	5.55498	0.05078	-0.00118	-0.00464	0.03157
0808200-29	5.30676	0.00399	0.00886	0.01109	0.00775	5.77996	0.00636	0.29199	0.03943	-0.00026	-0.00459	0.01494
CCV	4.81786	0.50888	1.07730	1.00978	1.11101	5.05785	1.01589	0.48886	0.18919	0.47186	0.54324	5.13024
CCB	0.00409	0.00132	0.00495	0.00196	0.00644	0.01055	0.00317	-0.00039	0.04103	-0.00005	-0.00721	0.00026
0808200-30	3.05528	0.00094	0.00489	0.00672	0.00398	5.98312	0.00074	0.54803	0.03884	-0.00022	-0.00647	-0.00673
0808200-31	2.57610	-0.00039	0.00333	0.00033	0.00482	4.84534	0.00324	0.78002	0.03679	0.00001	L-0.01102	0.00450
0808200-32	4.01235	-0.00098	0.00341	-0.00198	0.00610	16.17822	0.00442	0.60552	0.03933	-0.00010	-0.00585	-0.00693
0808200-33	3.03382	0.00123	0.00589	0.00620	0.00574	9.12232	0.00255	1.01727	0.03525	-0.00038	0.00045	0.00710
0808200-34	4.20743	0.00196	0.01066	0.01053	0.01073	5.51631	0.00407	1.01112	0.03124	-0.00026	-0.00484	0.00677
0808200-35	2.75667	0.00316	0.00461	0.00674	0.00355	4.40128	0.00234	0.77586	0.03710	-0.00025	0.00092	0.00482
0808200-36	7.43799	0.00142	0.00542	0.00320	0.00653	5.98256	0.00768	0.38359	0.03618	-0.00036	-0.00499	0.00449
0808200-37	17.96804	-0.00043	0.00569	0.00323	0.00693	6.40385	0.00449	1.20556	0.03833	-0.00025	-0.00155	-0.00660
0808200-38	10.12040	0.00229	0.00748	0.00922	0.00661	5.78807	0.00442	0.67016	0.03929	-0.00011	0.00166	0.01200
0808200-39	H729.83137	-0.00366	0.01454	0.00486	0.01937	8.83988	0.00102	9.31004	0.03949	-0.00232	-0.00680	0.14482
CCV	4.79638	0.50595	1.03762	0.99703	1.05788	5.01267	0.99727	0.48501	0.17789	0.46534	0.53467	5.09125
CCB	0.00766	0.00071	0.00639	-0.00169	0.01043	0.00976	0.00407	-0.00041	0.04257	0.00006	-0.00162	-0.00986
0808200-40	H700.87233	-0.00464	0.02485	0.01195	0.03129	10.15317	0.00394	3.84683	0.03335	-0.00211	-0.00379	0.06387

Sample Id1	S	Sb	Se	Se I	Se II	Si	Sn	Sr	Th	Ti	Tl	U
0808200-41	H327.47325	-0.00062	0.03640	0.02688	0.04115	7.75865	0.00407	5.73610	0.02890	-0.00176	-0.00428	0.35697
0808200-42	H804.45461	0.00314	0.05409	0.05712	0.05258	8.31008	0.00623	5.18710	0.01613	-0.00244	0.00084	0.47970
0808200-43	14.92306	0.00240	0.00457	0.01116	0.00127	8.11325	0.00525	0.14194	0.05066	-0.00025	-0.00319	0.02212
0808200-44	7.62455	-0.00013	0.00579	0.00379	0.00679	6.11058	0.00206	0.39729	0.05209	-0.00030	-0.00450	0.00156
0808200-45	27.84852	0.00204	0.00422	0.00380	0.00443	6.28901	0.00623	0.30147	0.05009	-0.00027	-0.00435	0.01949
0808200-46	6.45354	-0.00337	0.00640	-0.00308	0.01113	5.91675	-0.00016	0.39111	0.04831	-0.00021	-0.00641	-0.01117
0808201-6 10X	42.40786	0.00307	0.00488	0.00354	0.00555	0.81433	0.00046	0.38114	0.04073	-0.00033	-0.00187	0.04595
0808201-7 10X	46.15222	0.00245	0.00626	0.00272	0.00803	0.82422	0.00053	0.55703	0.05732	0.00024	-0.00424	0.05084
0808201-9 10X	H72.19507	0.00179	0.01133	0.00510	0.01444	0.85575	0.00567	0.74866	0.03914	-0.00057	0.00070	0.27276
CCV	4.83577	0.51014	1.02303	1.02188	1.02361	5.07585	1.01387	0.48794	0.17831	0.46918	0.54234	5.13260
CCB	-0.00126	0.00107	0.00166	0.00600	-0.00051	0.01124	0.00171	-0.00035	0.04180	-0.00024	-0.00110	-0.00660
0808201-12 10X	H57.05509	0.00117	0.00502	0.00823	0.00342	0.81980	0.00630	0.67041	0.03892	-0.00011	-0.00195	0.03355
0808201-13 10X	H82.93196	-0.00095	0.00618	-0.00411	0.01133	0.78514	0.00109	0.64873	0.03277	-0.00024	0.00179	0.04203
0808201-21 10X	H56.73615	0.00060	0.00285	0.00118	0.00368	0.82476	0.00116	0.58076	0.03374	-0.00041	-0.00234	0.01037
0808201-21D 10X	H57.30550	0.00419	0.00115	0.00371	-0.00013	0.83032	-0.00044	0.58360	0.03988	-0.00035	0.00066	0.03028
0808201-21L 50X	11.24583	0.00158	0.00107	-0.00149	0.00235	0.17528	-0.00023	0.11417	0.03636	-0.00050	-0.00266	0.00972
0808201-21MS 10X	H56.89190	0.05263	0.20770	0.20114	0.21097	1.02458	0.05075	0.63177	0.03579	0.04666	0.21614	0.00541
0808201-21MSD 10X	H56.91230	0.05960	0.20037	0.20516	0.19798	1.02144	0.05687	0.63204	0.02766	0.04703	0.21288	0.03543
0808201-22 10X	H61.31341	-0.00547	0.00497	L-0.01910	0.01698	1.00690	-0.00509	0.39349	0.03793	-0.00017	L-0.01098	-0.00758
0808201-23 10X	H88.53400	0.00186	0.00618	-0.00087	0.00970	1.18677	0.00275	0.28761	0.03457	-0.00051	-0.00147	0.03029
0808201-24 10X	H73.13350	0.00380	0.00092	-0.00321	0.00299	1.07363	0.00317	0.24737	0.05068	0.00005	-0.00197	0.03062
CCV	4.87337	0.51503	1.03466	1.02615	1.03891	5.12297	1.00931	0.49447	0.17805	0.46868	0.52638	5.25210
CCB	0.00945	0.00286	0.00311	0.00213	0.00360	0.01239	0.00143	-0.00041	0.04444	-0.00018	-0.00422	-0.01280
0808201-25 10X	H74.46634	0.00049	0.00113	0.00229	0.00055	0.95248	0.00296	0.35074	0.04058	-0.00027	-0.00049	0.04072
0808201-27 10X	34.94140	0.00276	0.00268	0.00052	0.00376	0.74298	0.00206	0.36700	0.04137	-0.00035	0.00233	0.01690
0808201-29 10X	H108.70768	0.00107	0.00645	0.00848	0.00544	1.23234	0.00435	0.25459	0.08162	0.00107	0.00155	-0.00986
0808201-31 10X	H61.78955	0.00081	0.00106	0.00028	0.00145	0.86833	0.00227	0.61660	0.06187	0.00004	-0.00347	0.01658
0808201-36 10X	H73.16911	0.00497	0.00913	0.00776	0.00982	0.86238	0.00234	0.74347	0.04258	-0.00051	0.00071	0.27375
0808201-39 10X	H79.04139	0.00250	0.00142	0.00078	0.00174	0.76267	0.00449	0.64113	0.03175	-0.00014	-0.00239	0.05868
0808200-1 10X	H65.16025	0.00205	0.00180	0.00626	-0.00043	0.78568	0.00192	0.56768	0.03503	-0.00035	-0.00026	0.00026
0808200-1D 10X	H65.39703	-0.00037	0.00344	L-0.00594	0.00813	0.78986	0.00262	0.56804	0.03686	-0.00044	-0.00226	-0.00072
0808200-1L 50X	12.57194	0.00106	0.00025	0.00393	-0.00158	0.16344	-0.00356	0.10945	0.03985	-0.00026	-0.00008	0.00222
0808200-1MS 10X	H64.30292	0.05232	0.20510	0.20191	0.20670	0.98006	0.05256	0.60884	0.02810	0.04656	0.20823	0.01912
CCV	5.09363	0.53745	1.08085	1.06532	1.08860	5.22343	1.06861	0.50864	0.18133	0.49049	0.54493	5.35867
CCB	-0.00483	0.00230	0.00353	0.00682	0.00188	0.01438	-0.00044	-0.00037	0.04249	-0.00033	-0.00049	0.00842
0808200-1MSD 10X	H65.05582	0.05239	0.20659	0.20324	0.20827	0.99929	0.05422	0.61569	0.03480	0.04771	0.20733	0.01082
0808200-3 10X	41.12447	0.00147	0.00241	0.00448	0.00137	0.83987	0.00317	0.62077	0.03043	-0.00035	-0.00126	0.00548
0808200-5 10X	H110.44626	0.00081	0.00314	0.00316	0.00313	1.17337	0.00269	0.28355	0.02882	-0.00026	-0.00099	-0.00040
0808200-7 10X	H68.93440	0.00147	0.00160	L-0.00770	0.00624	0.84278	-0.00127	0.65228	0.03379	-0.00028	-0.00312	0.03942
0808200-7D 10X	H71.19159	0.00107	0.00284	-0.00413	0.00632	0.86375	0.00192	0.66608	0.03974	-0.00021	0.00052	0.03844
0808200-7L 50X	13.69748	0.00040	-0.00051	-0.00092	-0.00030	0.17570	-0.00065	0.12998	0.04058	0.00002	0.00190	-0.00105
0808200-7MS 10X	H70.72004	0.05305	0.20342	0.19859	0.20584	1.06236	0.05082	0.71652	0.03266	0.04782	0.21187	0.04229
0808200-7MSD 10X	H70.96515	0.05382	0.20950	0.20272	0.21288	1.06600	0.04992	0.72055	0.03026	0.04800	0.21133	0.04294
0808200-27 10X	H90.95575	0.00333	0.00373	0.00889	0.00115	1.02628	0.00192	0.51955	0.02477	-0.00033	0.00093	0.02799
0808200-27D 10X	H92.28849	0.00148	-0.00017	-0.00403	0.00176	1.04926	-0.00113	0.53256	0.03606	-0.00024	-0.00221	-0.00268
CCV	5.05423	0.53207	1.07799	1.06092	1.08651	5.22907	1.03709	0.51214	0.18329	0.48657	0.53702	5.44281
CCB	0.00588	0.00132	-0.00125	-0.00307	-0.00034	0.01816	0.00067	-0.00039	0.04820	-0.00013	-0.00625	-0.00170
0808200-27L 50X	18.51200	0.00235	-0.00349	0.00013	L-0.00530	0.22950	-0.00127	0.10560	0.04425	-0.00041	0.00268	-0.00692
0808200-27MS 10X	H91.28551	0.05134	0.21281	0.21067	0.21387	1.25499	0.05284	0.57928	0.03764	0.04767	0.21355	0.01618
0808200-27MSD 10X	H91.26086	0.05331	0.20662	0.20123	0.20930	1.25251	0.04798	0.57956	0.02769	0.04747	0.21551	0.01390

Sample Id1	S	Sb	Se	Se I	Se II	Si	Sn	Sr	Th	Ti	Tl	U
0808200-28 10X	30.00199	-0.00023	0.00534	0.00670	0.00466	0.78412	0.00282	0.55749	0.04317	-0.00029	-0.00117	0.00287
0808200-39 10X	H88.87647	0.00188	-0.00086	0.00136	-0.00197	0.94120	0.00491	0.98260	0.02365	-0.00054	0.00124	0.01429
0808200-40 10X	H82.99416	0.00153	0.00167	0.00544	-0.00021	1.06388	0.00352	0.40252	0.03887	-0.00035	-0.00538	0.00450
0808200-41 10X	32.79539	0.00172	0.00434	0.00225	0.00538	0.76913	0.00012	0.56642	0.03227	-0.00037	0.00333	0.03485
0808200-42 10X	H103.62932	0.00117	0.00416	0.00094	0.00576	0.88713	0.00123	0.54541	0.03243	-0.00015	-0.00059	0.05117
0808201-21A	H523.85993	0.00122	0.02100	0.02187	0.02056	7.63941	0.00401	5.53228	0.02697	-0.00164	0.00368	0.06193
0808200-1A	H565.43875	1.03186	4.10218	4.35712	3.97490	11.08419	1.00421	6.18913	0.02619	0.88253	4.16405	0.07085
CCV	4.90560	0.51981	1.03731	1.01410	1.04889	5.05219	1.00525	0.49984	0.17960	0.47526	0.51787	5.32966
CCB	0.00766	0.00235	-0.00034	0.00171	-0.00137	0.01405	0.00032	-0.00038	0.04448	-0.00018	0.00064	0.00254
0808200-41A	H182.40082	0.00019	0.02542	0.02373	0.02626	6.47690	0.00352	2.44578	0.02955	-0.00056	0.00238	0.39154
0808200-7A	H602.10803	0.00331	0.02169	0.01576	0.02465	7.90029	0.00352	6.14902	0.01858	-0.00223	0.00240	0.48231
0808200-27A	H737.45279	-0.00113	0.02594	0.02507	0.02638	9.77247	0.00553	4.94314	0.00520	-0.00189	-0.00187	0.06746
IP080917-1MB	0.02551	0.00049	0.00116	0.00236	0.00056	0.01762	0.00157	-0.00036	0.04718	-0.00003	0.00431	-0.00692
IP080917-1LCS	0.05049	0.51527	1.98935	1.98686	1.99059	2.11331	0.50755	0.47943	0.05282	0.46465	2.01991	-0.00336
0809052-1	22.01554	0.00028	0.00777	0.00786	0.00772	7.44998	0.00184	0.10490	0.05027	0.00650	0.00215	-0.00655
0809052-1D	21.16241	-0.00050	0.00396	0.00166	0.00511	7.17846	0.00302	0.10210	0.04912	0.00645	-0.00003	-0.01144
0809052-1L 5X	4.16805	0.00055	-0.00469	-0.00376	L-0.00516	1.42229	-0.00044	0.01983	0.04610	0.00117	-0.00255	0.00184
0809052-1MS	22.14962	0.52997	2.07440	2.05047	2.08634	9.67111	0.53076	0.59902	0.06366	0.48066	2.16134	-0.00984
0809052-1MSD	21.79270	0.51993	2.04294	2.04600	2.04141	9.55408	0.52379	0.59261	0.05693	0.47589	2.13578	-0.00395
CCV	4.84651	0.51166	1.01243	1.00838	1.01445	5.07301	1.02731	0.48548	0.17366	0.46852	0.52385	5.10374
CCB	0.00588	0.00210	-0.00229	-0.00457	-0.00115	0.00673	0.00137	-0.00041	0.04548	-0.00009	-0.00167	-0.01116
CRI	0.20219	0.12884	0.00863	0.00220	0.01184	0.11735	0.10470	0.02368	0.07023	0.01937	0.01914	0.21258
ICSA	0.02015	0.00421	-0.00328	-0.00309	-0.00338	0.00626	0.00435	0.00106	-0.02971	-0.00023	-0.00392	0.03093
ICSAB	0.96269	0.59969	0.04332	0.05268	0.03865	0.96899	0.98138	0.95386	0.25534	0.88788	0.09196	10.09712
CCV	4.66210	0.49640	0.97025	0.96638	0.97218	4.91119	0.97846	0.47500	0.16578	0.45458	0.50404	5.00557
CCB	-0.01018	0.00142	-0.00276	0.00156	-0.00491	0.00726	0.00157	-0.00031	0.04287	0.00003	-0.00204	-0.00562

Sample Id1	V	Zn	Zr
MIXBHIGH	4.98360	H10.02540	L-0.05765
MIXAHIGH	-0.00484	0.01920	0.01063
MIXCHIGH	-0.00867	0.00131	4.91103
ICV	0.24963	0.50147	0.49945
ICB	-0.00114	0.00035	-0.00101
CRI	0.10441	0.04391	0.05260
ICSA	-0.00077	0.00623	0.00571
ICSAB	0.47205	0.91301	0.46331
CCV	0.49447	0.99759	0.98902
CCB	-0.00005	0.00025	0.00001
0809009-1 100X	-0.00051	0.00354	-0.00064
0809009-2 100X	0.00042	0.00224	-0.00028
0809009-3 100X	-0.00002	0.00194	-0.00073
F080915-1MB	-0.00021	0.01420	-0.00099
0809093-1	0.01064	0.00304	-0.00398
0809093-2	0.01474	0.00693	-0.00378
0809093-3	0.01093	0.00055	-0.00443
0809093-4	0.01046	0.00274	-0.00444
0809093-5	0.00814	0.00214	-0.00477
0809093-6	0.00653	0.00175	-0.00574
CCV	0.48468	0.96696	0.97213
CCB	0.00004	-0.00005	-0.00020
0809093-7	0.00870	0.00005	-0.00444
0809093-8	0.05436	0.00075	-0.00456
0809093-8L 5X	0.01115	0.00085	-0.00128
0809093-8MS	0.59816	0.54586	-0.00897
0809093-8MSD	0.57838	0.52427	-0.00811
0809093-9	0.01188	0.00055	-0.00547
IP080911-2MB	0.00001	0.00165	-0.00097
IP080911-2LCS	0.48735	0.48672	-0.00393
0808201-1	0.00156	0.00543	-0.00223
0808201-2	0.00951	0.00473	-0.00282
CCV	0.48752	0.96817	0.97964
CCB	-0.00044	0.00035	-0.00126
0808201-2D	0.00897	0.00493	-0.00305
0808201-2L 5X	0.00160	0.00135	-0.00172
0808201-2MS	0.48152	0.46765	-0.00528
0808201-2MSD	0.48221	0.46875	-0.00564
0808201-3	0.01083	0.00882	-0.00348
0808201-4	0.00671	0.00753	-0.00359
0808201-5	0.01044	0.00623	-0.00319
0808201-6	0.00697	0.00294	-0.00182
0808201-7	0.00569	0.02278	-0.00647
0808201-8	0.00832	0.03185	-0.00416
CCV	0.48184	0.94604	0.97047
CCB	-0.00015	0.00065	-0.00090
0808201-9	0.01331	0.01002	-0.00718
0808201-10	0.01296	0.05089	-0.00568
0808201-11	0.00964	0.00523	-0.00321
0808201-12	0.00530	0.01151	-0.00277

Sample Id1	V	Zn	Zr
0808201-13	0.01073	0.13622	-0.00320
0808201-14	0.01105	0.00802	-0.00341
0808201-15	0.00306	0.00583	-0.00417
0808201-16	0.00784	0.00653	-0.00259
0808201-17	0.00783	0.00513	-0.00415
0808201-18	0.00896	0.00852	-0.00390
CCV	0.47874	0.92493	0.96570
CCB	0.00087	0.00025	-0.00076
ZZZ	0.00903	0.00962	-0.00297
ZZZ	0.00951	0.00483	-0.00352
ZZZ	-0.00027	0.00160	-0.00152
ZZZ	0.49053	0.49717	-0.00297
ZZZ	0.01121	0.05630	-0.00297
ZZZ	0.01150	0.05912	-0.00238
ZZZ	-0.00181	0.01327	-0.00499
ZZZ	0.50461	0.53744	-0.00564
ZZZ	0.50235	0.54636	-0.00827
ZZZ	0.01067	0.11918	-0.00454
ZZZ	0.52544	1.02688	1.07971
ZZZ	-0.00014	0.00035	-0.00260
ZZZ	0.00501	0.38265	-0.00658
ZZZ	0.00269	0.08059	-0.00595
CCV	0.47089	0.94371	0.95248
CCB	0.00007	0.00045	-0.00123
0808201-19	0.00845	0.00795	-0.00313
0808201-20	0.00895	0.00420	-0.00342
IP080912-1MB	0.00028	0.00108	-0.00151
IP080912-1LCS	0.49810	0.50388	-0.00355
0808201-21	0.01181	0.05933	-0.00197
0808201-21D	0.01192	0.06548	-0.00681
0808201-21L 5X	0.00238	0.01316	-0.00146
0808201-21MS	0.50227	0.53094	-0.00687
0808201-21MSD	0.48570	0.50493	-0.00691
0808201-22	0.01181	0.12471	-0.00496
CCV	0.46706	0.93348	0.94484
CCB	0.00040	0.00004	-0.00188
0808201-23	0.00405	0.37312	-0.00611
0808201-24	0.00272	0.08414	-0.00498
0808201-25	0.00715	0.00702	-0.00504
0808201-26	0.01113	0.02025	-0.00508
0808201-27	0.00977	0.02712	-0.00541
0808201-28	0.01201	0.03014	-0.00501
0808201-29	0.00964	0.00743	-0.00534
0808201-30	0.00775	0.00983	-0.00572
0808201-31	0.01005	0.01004	-0.00388
0808201-32	0.01176	0.01712	-0.00555
CCV	0.47703	0.95856	0.93784
CCB	0.00039	-0.00031	-0.00166
0808201-33	0.01054	0.00439	-0.00380
0808201-34	0.00912	0.04402	-0.00411

Sample Id1	V	Zn	Zr
0808201-35	0.01477	0.00690	-0.00449
0808201-36	0.01579	0.00603	-0.00432
0808201-37	0.00669	0.00319	-0.00449
0808201-38	0.01017	0.00886	-0.00412
0808201-39	0.00871	0.12532	-0.00315
0808201-40	0.00801	0.04479	-0.00433
F080909-1MB	0.00033	0.01301	-0.00215
F080909-1LCS	0.50950	0.53709	-0.00458
CCV	0.48160	0.94829	0.94982
CCB	0.00015	0.00035	-0.00202
0808149-6	0.00153	0.00690	-0.00323
0808149-7	0.00364	0.00515	-0.00341
0808200-1	0.00892	0.00603	-0.00315
0808200-1D	0.00812	0.00253	-0.00313
0808200-1L 5X	0.00247	0.00275	-0.00161
0808200-1MS	0.49136	0.46384	-0.00572
0808200-1MSD	0.49897	0.48096	-0.00654
0808200-2	0.01305	0.00352	-0.00435
0808200-3	0.00723	0.12051	-0.00418
0808200-4	0.00674	0.00231	-0.00448
CCV	0.49091	0.99258	0.96264
CCB	-0.00001	0.00002	-0.00249
CRI	0.10353	0.04370	0.05018
ICSA	0.00014	0.00592	0.00430
ICSAB	0.48008	0.94796	0.46597
CCV	0.47562	0.94873	0.93469
CCB	0.00010	-0.00009	-0.00170
0808200-5	0.01160	0.00297	-0.00444
0808200-6	0.01205	0.00472	-0.00372
0808201-41	0.01310	0.00766	-0.00463
0808201-41D	0.01283	0.00614	-0.00385
0808201-41L 5X	0.00306	0.00166	-0.00274
0808201-41MS	0.50029	0.48404	-0.00809
0808201-41MSD	0.50453	0.48645	-0.00706
0808211-11	0.00462	0.00286	-0.00265
IP080910-3MB	-0.00004	0.00221	-0.00226
IP080910-3LCS	0.48957	0.52764	-0.00601
CCV	0.49356	0.99810	0.96926
CCB	-0.00019	0.00013	-0.00245
0808126-2	0.41347	2.25124	0.09557
0808126-2D	0.41020	2.23790	0.08967
0808126-2L 5X	0.08271	0.45516	0.01842
0808126-2MS	0.85251	2.60512	0.20025
0808126-2MSD	0.84192	2.57123	0.19134
IP080916-1MB	0.00085	0.00373	-0.00168
IP080916-1LCS	0.49620	0.51149	-0.00403
0808200-7	0.00338	0.00930	-0.00607
0808200-7D	0.00649	0.00745	-0.00582
0808200-7L 5X	0.00110	0.00341	-0.00267
CCV	0.49114	1.01269	0.95510

Sample Id1	V	Zn	Zr
CCB	-0.00005	-0.00042	-0.00284
0808200-7MS	0.47711	0.47503	-0.00849
0808200-7MSD	0.49330	0.48151	-0.00981
0808200-8	0.01459	0.00264	-0.00512
0808200-9	0.00125	0.00472	-0.00585
0808200-10	0.00683	0.00362	-0.00486
0808200-11	0.00522	0.00395	-0.00565
0808200-12	0.00976	0.00133	-0.00501
0808200-13	0.00082	0.00177	-0.00587
0808200-14	0.00018	0.00570	-0.00575
0808200-15	0.01472	0.01618	-0.00575
CCV	0.48120	0.96828	0.94621
CCB	0.00004	-0.00063	-0.00245
0808200-16	0.01423	0.00264	-0.00455
0808200-17	0.02432	0.00210	-0.00429
0808200-18	0.00712	0.00974	-0.00624
0808200-19	0.00946	0.00177	-0.00514
0808200-20	0.00447	0.00570	-0.00511
0808200-21	0.00892	0.00395	-0.00595
0808200-22	0.01215	0.00417	-0.00563
0808200-23	0.00179	0.00308	-0.00360
0808200-24	0.00829	0.02808	-0.00825
0808200-25	0.01390	0.00166	-0.00490
CCV	0.49624	1.00352	0.97018
CCB	0.00021	0.00100	-0.00203
0808200-26	0.00962	0.00210	-0.00420
IP080916-3MB	0.00039	0.00144	-0.00219
IP080916-3LCS	0.49429	0.51105	-0.00416
0808200-27	0.00539	0.01640	-0.00938
0808200-27D	0.00679	0.01749	-0.00551
0808200-27L 5X	0.00260	0.00384	-0.00125
0808200-27MS	0.50369	0.48898	-0.00915
0808200-27MSD	0.50062	0.47317	-0.01037
0808200-28	0.00592	0.00493	-0.00702
0808200-29	0.01287	0.00286	-0.00501
CCV	0.50136	1.02032	0.98223
CCB	0.00039	0.00057	-0.00247
0808200-30	0.00879	0.00166	-0.00517
0808200-31	0.00685	0.00231	-0.00455
0808200-32	0.00902	0.00221	-0.00957
0808200-33	0.00194	0.02469	-0.00616
0808200-34	0.00898	0.00199	-0.00430
0808200-35	0.00054	0.00341	-0.00432
0808200-36	0.00843	0.00548	-0.00507
0808200-37	0.00757	0.00352	-0.00547
0808200-38	0.00702	0.00406	-0.00501
0808200-39	0.00608	0.01258	-0.00574
CCV	0.49282	0.98728	0.96966
CCB	-0.00037	-0.00031	-0.00298
0808200-40	0.00444	0.00515	-0.00755

Sample Id1	V	Zn	Zr
0808200-41	0.00876	0.25048	-0.00533
0808200-42	0.01019	0.09406	-0.00398
0808200-43	0.01619	0.00111	-0.00649
0808200-44	0.01247	0.01181	-0.00593
0808200-45	0.04964	0.00264	-0.00572
0808200-46	0.01520	0.00450	-0.00620
0808201-6 10X	0.00165	0.00057	-0.00284
0808201-7 10X	0.00153	0.00308	-0.00406
0808201-9 10X	0.00142	0.00144	-0.00320
CCV	0.50068	1.00241	0.97999
CCB	0.00031	0.00035	-0.00271
0808201-12 10X	0.00086	0.00111	-0.00280
0808201-13 10X	0.00066	0.01378	-0.00268
0808201-21 10X	0.00119	0.00766	-0.00281
0808201-21D 10X	0.00223	0.00766	-0.00258
0808201-21L 50X	0.00094	0.00111	-0.00239
0808201-21MS 10X	0.05278	0.05615	-0.00285
0808201-21MSD 10X	0.05438	0.05932	-0.00158
0808201-22 10X	-0.00046	0.01312	-0.00435
0808201-23 10X	0.00043	0.04162	-0.00313
0808201-24 10X	0.00064	0.01028	-0.00372
CCV	0.50043	0.97744	0.98523
CCB	-0.00019	0.00002	-0.00296
0808201-25 10X	0.00073	0.00079	-0.00315
0808201-27 10X	0.00132	0.00286	-0.00325
0808201-29 10X	0.00076	0.00428	-0.00611
0808201-31 10X	0.00071	0.00253	-0.00475
0808201-36 10X	0.00208	0.00046	-0.00307
0808201-39 10X	0.00150	0.01356	-0.00214
0808200-1 10X	0.00074	0.00144	-0.00297
0808200-1D 10X	0.00083	0.00068	-0.00314
0808200-1L 50X	0.00023	0.00024	-0.00281
0808200-1MS 10X	0.05265	0.04992	-0.00223
CCV	0.52325	1.06420	1.02544
CCB	0.00023	0.00002	-0.00265
0808200-1MSD 10X	0.05338	0.05276	-0.00265
0808200-3 10X	0.00071	0.01279	-0.00264
0808200-5 10X	0.00107	0.00057	-0.00277
0808200-7 10X	0.00052	0.00482	-0.00291
0808200-7D 10X	0.00057	0.00122	-0.00341
0808200-7L 50X	-0.00037	0.00231	-0.00314
0808200-7MS 10X	0.05228	0.05101	-0.00303
0808200-7MSD 10X	0.05265	0.05320	-0.00267
0808200-27 10X	0.00174	0.00319	-0.00165
0808200-27D 10X	0.00068	0.00264	-0.00328
CCV	0.51324	0.99446	1.01640
CCB	0.00050	-0.00042	-0.00319
0808200-27L 50X	-0.00005	0.00046	-0.00321
0808200-27MS 10X	0.05254	0.05069	-0.00300
0808200-27MSD 10X	0.05253	0.05058	-0.00254

Sample Id1	V	Zn	Zr
0808200-28 10X	0.00055	0.00133	-0.00341
0808200-39 10X	0.00078	0.00210	-0.00192
0808200-40 10X	0.00037	0.00122	-0.00320
0808200-41 10X	0.00113	0.02480	-0.00258
0808200-42 10X	0.00113	0.01181	-0.00267
0808201-21A	0.01095	0.05702	-0.00484
0808200-1A	0.96372	0.90578	-0.01066
CCV	0.49916	0.96165	0.99078
CCB	0.00020	0.00024	-0.00260
0808200-41A	0.01256	0.00701	-0.00474
0808200-7A	0.00701	0.02590	-0.00344
0808200-27A	0.00676	0.01432	-0.00479
IP080917-1MB	-0.00001	0.00362	-0.00351
IP080917-1LCS	0.51097	0.52720	-0.00640
0809052-1	0.01529	0.44627	-0.00537
0809052-1D	0.01491	0.42871	-0.00539
0809052-1L 5X	0.00336	0.08849	-0.00339
0809052-1MS	0.53650	1.00341	-0.00886
0809052-1MSD	0.53183	0.98650	-0.00827
CCV	0.50347	1.02606	0.98006
CCB	-0.00001	0.00100	-0.00298
CRI	0.10603	0.04413	0.05135
ICSA	0.00097	0.00526	0.00406
ICSAB	0.47825	0.91009	0.47175
CCV	0.48303	0.94873	0.95010
CCB	-0.00013	0.00133	-0.00260

Method : Paragon File : 080917A Printed : 9/17/2008 20:52:09
SampleId1 : BLANK **SampleId2 :** **[STD]**
Analysis commenced : 9/17/2008 10:26:26
Dilution ratio : 1.00000 to 1.00000 Tray : Position : TUBE1

Raw intensities

	Ag	**Al**	**As**	**B**	**Ba**	**Be**	**Bi**	**Ca**	**Cd**
	Reading	Reading	Reading	Reading	Reading	Reading	Reading	Reading	Reading
#1	0.898	1.597	2.226	1.304	0.351	0.424	2.025	0.444	1.630
#2	0.898	1.597	2.258	1.285	0.350	0.424	1.998	0.442	1.613
Mean	**0.898**	**1.597**	**2.242**	**1.295**	**0.351**	**0.424**	**2.012**	**0.443**	**1.622**
%RSD	0.000	0.000	1.009	1.038	0.202	0.000	0.949	0.319	0.741

	Co	**Cr**	**Cu**	**Fe**	**K**	**Li**	**Mg**	**Mn**	**Mo**
	Reading	Reading	Reading	Reading	Reading	Reading	Reading	Reading	Reading
#1	1.272	2.144	0.662	0.501	9.727	1.813	1.266	0.134	1.334
#2	1.269	2.146	0.672	0.496	9.681	1.812	1.258	0.133	1.324
Mean	**1.271**	**2.145**	**0.667**	**0.499**	**9.704**	**1.813**	**1.262**	**0.134**	**1.329**
%RSD	0.167	0.066	1.060	0.709	0.335	0.039	0.448	0.530	0.532

	Na	**Ni**	**P**	**Pb I**	**Pb II**	**S**	**Sb**	**Se I**	**Se II**
	Reading	Reading	Reading	Reading	Reading	Reading	Reading	Reading	Reading
#1	1.766	3.186	0.752	20.670	9.320	0.093	2.737	8.924	5.776
#2	1.762	3.176	0.770	20.678	9.245	0.090	2.740	8.825	5.802
Mean	**1.764**	**3.181**	**0.761**	**20.674**	**9.282**	**0.092**	**2.739**	**8.875**	**5.789**
%RSD	0.160	0.222	1.673	0.027	0.571	2.318	0.077	0.789	0.318

	Si	**Sn**	**Sr**	**Th**	**Ti**	**Tl**	**U**	**V**	**Zn**
	Reading	Reading	Reading	Reading	Reading	Reading	Reading	Reading	Reading
#1	3.224	2.550	0.432	7.036	2.278	3.143	1.802	1.699	0.270
#2	3.229	2.559	0.432	7.037	2.268	3.127	1.787	1.684	0.274
Mean	**3.227**	**2.555**	**0.432**	**7.037**	**2.273**	**3.135**	**1.795**	**1.692**	**0.272**
%RSD	0.110	0.249	0.000	0.010	0.311	0.361	0.591	0.627	1.040

	Zr	**Pb**	**Se**
	Reading	Reading	Reading
#1	2.811		
#2	2.787		
Mean	**2.799**	**0.000**	**0.000**
%RSD	0.606	0.000	0.000

Method : Paragon File : 080917A Printed : 9/17/2008 20:52:10
SampleId1 : RL **SampleId2 :** **[STD]**
Analysis commenced : 9/17/2008 10:28:28
Dilution ratio : 1.00000 to 1.00000 Tray : Position : TUBE2

Raw intensities

	Ag	Al	As	B	Ba	Be	Bi	Ca	Cd
	Reading	Reading	Reading	Reading	Reading	Reading	Reading	Reading	Reading
#1	0.935	1.940	2.289	2.681	0.463	0.491	2.048	1.581	1.722
#2	0.933	1.941	2.308	2.671	0.462	0.493	2.037	1.588	1.748
Mean	**0.934**	**1.941**	**2.298**	**2.676**	**0.463**	**0.492**	**2.043**	**1.585**	**1.735**
%RSD	0.151	0.036	0.585	0.264	0.153	0.287	0.381	0.312	1.060

	Co	Cr	Cu	Fe	K	Li	Mg	Mn	Mo
	Reading	Reading	Reading	Reading	Reading	Reading	Reading	Reading	Reading
#1	1.323	2.280	0.696	1.183	11.635	4.338	1.946	0.174	1.565
#2	1.314	2.269	0.698	1.183	11.640	4.358	1.949	0.173	1.583
Mean	**1.319**	**2.274**	**0.697**	**1.183**	**11.638**	**4.348**	**1.948**	**0.174**	**1.574**
%RSD	0.483	0.342	0.203	0.000	0.030	0.325	0.109	0.408	0.809

	Na	Ni	P	Pb I	Pb II	S	Sb	Se I	Se II
	Reading	Reading	Reading	Reading	Reading	Reading	Reading	Reading	Reading
#1	11.091	3.557	0.904	20.953	9.401	0.109	2.836	8.930	5.887
#2	11.221	3.561	0.914	20.949	9.405	0.106	2.847	8.952	5.903
Mean	**11.156**	**3.559**	**0.909**	**20.951**	**9.403**	**0.108**	**2.842**	**8.941**	**5.895**
%RSD	0.824	0.079	0.778	0.014	0.030	1.973	0.274	0.174	0.192

	Si	Sn	Sr	Th	Ti	Tl	U	V	Zn
	Reading	Reading	Reading	Reading	Reading	Reading	Reading	Reading	Reading
#1	3.572	2.635	1.924	7.289	3.635	3.248	1.989	1.771	0.308
#2	3.567	2.648	1.925	7.268	3.637	3.227	1.981	1.780	0.308
Mean	**3.570**	**2.641**	**1.925**	**7.278**	**3.636**	**3.238**	**1.985**	**1.776**	**0.308**
%RSD	0.099	0.348	0.037	0.204	0.039	0.459	0.285	0.358	0.000

	Zr	Pb	Se
	Reading	Reading	Reading
#1	3.287		
#2	3.282		
Mean	**3.285**	**0.000**	**0.000**
%RSD	0.108	0.000	0.000

Method : Paragon File : 080917A Printed : 9/17/2008 20:52:10
SampleId1 : B3 **SampleId2 :** **[STD]**
Analysis commenced : 9/17/2008 10:30:30
Dilution ratio : 1.00000 to 1.00000 Tray : Position : TUBE3

Raw intensities

	Ag	Al	As	B	Ba	Be	Bi	Ca	Cd
	Reading	Reading	Reading	Reading	Reading	Reading	Reading	Reading	Reading
#1	1.213	1.667	2.752	3.852	4.703	1.039	2.028	0.640	6.253
#2	1.215	1.676	2.756	3.849	4.747	1.044	2.028	0.637	6.230
Mean	**1.214**	**1.672**	**2.754**	**3.851**	**4.725**	**1.042**	**2.028**	**0.639**	**6.242**
%RSD	0.116	0.381	0.103	0.055	0.658	0.339	0.000	0.332	0.261

	Co	Cr	Cu	Fe	K	Li	Mg	Mn	Mo

	Reading	Reading	Reading	Reading	Reading	Reading	Reading	Reading	Reading
#1	2.241	6.018	1.775	0.532	9.844	1.780	1.282	1.788	3.598
#2	2.229	6.014	1.781	0.526	9.729	1.771	1.271	1.788	3.615
Mean	**2.235**	**6.016**	**1.778**	**0.529**	**9.787**	**1.776**	**1.277**	**1.788**	**3.607**
%RSD	0.380	0.047	0.239	0.802	0.831	0.358	0.609	0.000	0.333

	Na	**Ni**	**P**	**Pb I**	**Pb II**	**S**	**Sb**	**Se I**	**Se II**
	Reading	Reading	Reading	Reading	Reading	Reading	Reading	Reading	Reading
#1	1.889	9.246	2.342	25.332	13.172	0.093	3.006	9.769	6.830
#2	1.877	9.152	2.362	25.248	13.156	0.094	2.969	9.756	6.816
Mean	**1.883**	**9.199**	**2.352**	**25.290**	**13.164**	**0.094**	**2.988**	**9.762**	**6.823**
%RSD	0.451	0.723	0.601	0.235	0.086	0.756	0.876	0.094	0.145

	Si	**Sn**	**Sr**	**Th**	**Ti**	**Tl**	**U**	**V**	**Zn**
	Reading	Reading	Reading	Reading	Reading	Reading	Reading	Reading	Reading
#1	7.535	3.433	13.274	7.483	14.641	3.740	1.823	3.370	0.802
#2	7.588	3.426	13.380	7.440	14.691	3.727	1.802	3.353	0.800
Mean	**7.562**	**3.430**	**13.327**	**7.462**	**14.666**	**3.734**	**1.813**	**3.362**	**0.801**
%RSD	0.496	0.144	0.562	0.407	0.241	0.246	0.819	0.358	0.177

	Zr	**Pb**	**Se**
	Reading	Reading	Reading
#1	2.963		
#2	2.945		
Mean	**2.954**	**0.000**	**0.000**
%RSD	0.431	0.000	0.000

Method : Paragon File : 080917A Printed : 9/17/2008 20:52:10
SampleId1 : B2 **SampleId2 :** **[STD]**
Analysis commenced : 9/17/2008 10:32:31
Dilution ratio : 1.00000 to 1.00000 Tray : Position : TUBE4

Raw intensities

	Ag	**Al**	**As**	**B**	**Ba**	**Be**	**Bi**	**Ca**	**Cd**
	Reading	Reading	Reading	Reading	Reading	Reading	Reading	Reading	Reading
#1	4.021	1.784	7.240	26.586	44.482	6.709	2.113	0.693	48.054
#2	4.024	1.775	7.272	26.498	44.222	6.702	2.146	0.694	47.942
Mean	**4.023**	**1.780**	**7.256**	**26.542**	**44.352**	**6.706**	**2.130**	**0.694**	**47.998**
%RSD	0.053	0.358	0.312	0.234	0.415	0.074	1.096	0.102	0.165

	Co	**Cr**	**Cu**	**Fe**	**K**	**Li**	**Mg**	**Mn**	**Mo**
	Reading	Reading	Reading	Reading	Reading	Reading	Reading	Reading	Reading
#1	10.838	41.024	11.860	0.630	9.665	1.752	1.285	16.716	24.274
#2	10.821	41.018	11.774	0.636	9.749	1.766	1.297	16.692	24.118
Mean	**10.830**	**41.021**	**11.817**	**0.633**	**9.707**	**1.759**	**1.291**	**16.704**	**24.196**
%RSD	0.111	0.010	0.515	0.670	0.612	0.563	0.657	0.102	0.456

	Na	**Ni**	**P**	**Pb I**	**Pb II**	**S**	**Sb**	**Se I**	**Se II**
	Reading	Reading	Reading	Reading	Reading	Reading	Reading	Reading	Reading

#1	2.025	63.093	16.900	65.730	48.001	0.098	5.192	16.912	15.349
#2	2.040	63.107	16.801	65.676	48.185	0.098	5.200	16.928	15.374
Mean	**2.032**	**63.100**	**16.850**	**65.703**	**48.093**	**0.098**	**5.196**	**16.920**	**15.362**
%RSD	0.522	0.016	0.415	0.058	0.271	0.000	0.109	0.067	0.115

	Si	**Sn**	**Sr**	**Th**	**Ti**	**Tl**	**U**	**V**	**Zn**
	Reading	Reading	Reading	Reading	Reading	Reading	Reading	Reading	Reading
#1	46.554	11.169	128.666	10.788	127.125	9.289	1.812	18.501	5.532
#2	46.252	11.145	127.912	10.827	126.739	9.220	1.826	18.467	5.535
Mean	**46.403**	**11.157**	**128.289**	**10.808**	**126.932**	**9.255**	**1.819**	**18.484**	**5.534**
%RSD	0.460	0.152	0.416	0.255	0.215	0.527	0.544	0.130	0.038

	Zr	**Pb**	**Se**
	Reading	Reading	Reading
#1	3.970		
#2	3.954		
Mean	**3.962**	**0.000**	**0.000**
%RSD	0.286	0.000	0.000

Method : Paragon File : 080917A Printed : 9/17/2008 20:52:11
SampleId1 : B1 **SampleId2 :** **[STD]**
Analysis commenced : 9/17/2008 10:34:31
Dilution ratio : 1.00000 to 1.00000 Tray : Position : TUBE5

Raw intensities

	Ag	**Al**	**As**	**B**	**Ba**	**Be**	**Bi**	**Ca**	**Cd**
	Reading	Reading	Reading	Reading	Reading	Reading	Reading	Reading	Reading
#1	31.079	2.701	49.829	242.228	420.481	59.529	2.804	0.734	429.700
#2	31.828	2.787	51.608	249.817	426.152	62.357	2.931	0.777	445.641
Mean	**31.454**	**2.744**	**50.719**	**246.023**	**423.317**	**60.943**	**2.867**	**0.756**	**437.671**
%RSD	1.684	2.216	2.480	2.181	0.947	3.281	3.132	4.025	2.575

	Co	**Cr**	**Cu**	**Fe**	**K**	**Li**	**Mg**	**Mn**	**Mo**
	Reading	Reading	Reading	Reading	Reading	Reading	Reading	Reading	Reading
#1	91.833	370.127	110.733	0.934	9.340	1.784	1.386	151.283	217.639
#2	95.923	386.892	112.059	0.981	9.844	1.845	1.463	157.621	226.086
Mean	**93.878**	**378.510**	**111.396**	**0.958**	**9.592**	**1.815**	**1.425**	**154.452**	**221.863**
%RSD	3.081	3.132	0.842	3.471	3.715	2.377	3.822	2.902	2.692

	Na	**Ni**	**P**	**Pb I**	**Pb II**	**S**	**Sb**	**Se I**	**Se II**
	Reading	Reading	Reading	Reading	Reading	Reading	Reading	Reading	Reading
#1	2.830	568.021	143.491	446.019	398.831	0.121	26.139	85.366	101.735
#2	2.921	594.078	148.271	465.311	399.215	0.125	26.959	88.167	101.925
Mean	**2.875**	**581.050**	**145.881**	**455.665**	**399.023**	**0.123**	**26.549**	**86.767**	**101.830**
%RSD	2.238	3.171	2.317	2.994	0.068	2.300	2.184	2.283	0.132

	Si	**Sn**	**Sr**	**Th**	**Ti**	**Tl**	**U**	**V**	**Zn**
	Reading	Reading	Reading	Reading	Reading	Reading	Reading	Reading	Reading
#1	410.069	83.801	1146.072	42.731	1210.550	61.961	1.928	163.100	47.980

#2	421.246	87.661	1167.384	44.292	1246.823	63.856	2.034	168.972	51.319
Mean	**415.658**	**85.731**	**1156.728**	**43.512**	**1228.687**	**62.909**	**1.981**	**166.036**	**49.650**
%RSD	1.901	3.184	1.303	2.537	2.088	2.130	3.784	2.501	4.755

	Zr	**Pb**	**Se**
	Reading	Reading	Reading
#1	13.932		
#2	14.326		
Mean	**14.129**	**0.000**	**0.000**
%RSD	1.972	0.000	0.000

Method : Paragon File : 080917A Printed : 9/17/2008 20:52:11
SampleId1 : A3 **SampleId2 :** **[STD]**
Analysis commenced : 9/17/2008 10:36:32
Dilution ratio : 1.00000 to 1.00000 Tray : Position : TUBE6

Raw intensities

	Ag	**Al**	**As**	**B**	**Ba**	**Be**	**Bi**	**Ca**	**Cd**
	Reading	Reading	Reading	Reading	Reading	Reading	Reading	Reading	Reading
#1	0.898	14.543	2.308	1.729	0.417	0.434	2.008	22.185	1.681
#2	0.897	14.501	2.300	1.686	0.394	0.429	2.013	22.122	1.649
Mean	**0.898**	**14.522**	**2.304**	**1.708**	**0.406**	**0.432**	**2.011**	**22.154**	**1.665**
%RSD	0.079	0.205	0.246	1.781	4.011	0.819	0.176	0.201	1.359

	Co	**Cr**	**Cu**	**Fe**	**K**	**Li**	**Mg**	**Mn**	**Mo**
	Reading	Reading	Reading	Reading	Reading	Reading	Reading	Reading	Reading
#1	1.271	2.238	0.686	24.069	18.924	15.144	15.974	0.161	1.356
#2	1.266	2.227	0.674	24.023	18.932	15.124	15.947	0.152	1.357
Mean	**1.269**	**2.233**	**0.680**	**24.046**	**18.928**	**15.134**	**15.961**	**0.157**	**1.357**
%RSD	0.279	0.348	1.248	0.135	0.030	0.093	0.120	4.066	0.052

	Na	**Ni**	**P**	**Pb I**	**Pb II**	**S**	**Sb**	**Se I**	**Se II**
	Reading	Reading	Reading	Reading	Reading	Reading	Reading	Reading	Reading
#1	48.279	3.307	0.768	20.884	9.362	0.093	2.777	8.883	5.906
#2	48.178	3.247	0.766	20.781	9.460	0.092	2.777	8.988	5.894
Mean	**48.229**	**3.277**	**0.767**	**20.833**	**9.411**	**0.093**	**2.777**	**8.935**	**5.900**
%RSD	0.148	1.295	0.184	0.350	0.736	0.764	0.000	0.831	0.144

	Si	**Sn**	**Sr**	**Th**	**Ti**	**Tl**	**U**	**V**	**Zn**
	Reading	Reading	Reading	Reading	Reading	Reading	Reading	Reading	Reading
#1	3.570	2.591	0.685	7.654	2.547	3.208	1.826	1.719	0.287
#2	3.474	2.592	0.619	7.651	2.466	3.212	1.820	1.704	0.287
Mean	**3.522**	**2.592**	**0.652**	**7.653**	**2.507**	**3.210**	**1.823**	**1.712**	**0.287**
%RSD	1.927	0.027	7.158	0.028	2.285	0.088	0.233	0.620	0.000

	Zr	**Pb**	**Se**
	Reading	Reading	Reading
#1	2.806		
#2	2.788		

Mean	**2.797**	**0.000**	**0.000NCH**
%RSD	0.455	0.000	0.000

Method : Paragon File : 080917A Printed : 9/17/2008 20:52:11
SampleId1 : A2 **SampleId2 :** **[STD]**
Analysis commenced : 9/17/2008 10:38:33
Dilution ratio : 1.00000 to 1.00000 Tray : Position : TUBE7

Raw intensities

	Ag	**Al**	**As**	**B**	**Ba**	**Be**	**Bi**	**Ca**	**Cd**
	Reading	Reading	Reading	Reading	Reading	Reading	Reading	Reading	Reading
#1	0.941	130.236	2.536	1.630	0.374	0.433	2.000	208.050	1.652
#2	0.953	130.573	2.481	1.613	0.374	0.436	2.045	208.157	1.645
Mean	**0.947**	**130.404**	**2.508**	**1.622**	**0.374**	**0.435**	**2.023**	**208.104**	**1.649**
%RSD	0.896	0.183	1.550	0.741	0.000	0.488	1.573	0.036	0.300

	Co	**Cr**	**Cu**	**Fe**	**K**	**Li**	**Mg**	**Mn**	**Mo**
	Reading	Reading	Reading	Reading	Reading	Reading	Reading	Reading	Reading
#1	1.308	2.426	0.679	222.913	125.723	183.611	144.220	0.178	1.572
#2	1.314	2.423	0.684	222.548	125.883	184.034	144.207	0.177	1.549
Mean	**1.311**	**2.425**	**0.682**	**222.731**	**125.803**	**183.823**	**144.214**	**0.178**	**1.561**
%RSD	0.324	0.087	0.519	0.116	0.090	0.163	0.006	0.398	1.042

	Na	**Ni**	**P**	**Pb I**	**Pb II**	**S**	**Sb**	**Se I**	**Se II**
	Reading	Reading	Reading	Reading	Reading	Reading	Reading	Reading	Reading
#1	517.074	3.253	0.821	23.193	10.507	0.101	3.302	9.955	6.512
#2	519.274	3.308	0.809	23.153	10.501	0.101	3.321	10.042	6.611
Mean	**518.174**	**3.281**	**0.815**	**23.173**	**10.504**	**0.101**	**3.312**	**9.999**	**6.562**
%RSD	0.300	1.186	1.041	0.122	0.040	0.000	0.406	0.615	1.067

	Si	**Sn**	**Sr**	**Th**	**Ti**	**Tl**	**U**	**V**	**Zn**
	Reading	Reading	Reading	Reading	Reading	Reading	Reading	Reading	Reading
#1	3.626	2.794	0.660	10.862	2.646	3.510	2.114	1.880	0.353
#2	3.629	2.803	0.660	10.907	2.642	3.549	2.117	1.888	0.351
Mean	**3.628**	**2.798**	**0.660**	**10.884**	**2.644**	**3.529**	**2.116**	**1.884**	**0.352**
%RSD	0.058	0.227	0.000	0.292	0.107	0.781	0.100	0.300	0.402

	Zr	**Pb**	**Se**
	Reading	Reading	Reading
#1	3.004		
#2	3.001		
Mean	**3.003**	**0.000**	**0.000**
%RSD	0.071	0.000	0.000

Method : Paragon File : 080917A Printed : 9/17/2008 20:52:11
SampleId1 : A1 **SampleId2 :** **[STD]**
Analysis commenced : 9/17/2008 10:40:33
Dilution ratio : 1.00000 to 1.00000 Tray : Position : TUBE8

Raw intensities **20:52:13** **User: ROY FRENCH**

	Ag	**Al**	**As**	**B**	**Ba**	**Be**	**Bi**	**Ca**	**Cd**
	Reading	Reading	Reading	Reading	Reading	Reading	Reading	Reading	Reading
#1	1.072	1158.965	4.783	2.446	0.478	0.484	2.311	1704.768	2.093
#2	1.071	1161.120	4.714	2.431	0.478	0.488	2.265	1698.981	2.080
Mean	**1.071**	**1160.043**	**4.749**	**2.439**	**0.478**	**0.486**	**2.288**	**1701.875**	**2.087**
%RSD	0.066	0.131	1.027	0.435	0.000	0.582	1.422	0.240	0.441

	Co	**Cr**	**Cu**	**Fe**	**K**	**Li**	**Mg**	**Mn**	**Mo**
	Reading	Reading	Reading	Reading	Reading	Reading	Reading	Reading	Reading
#1	1.737	3.613	0.760	1609.360	1129.447	2383.084	1317.972	0.477	3.634
#2	1.733	3.603	0.760	1606.270	1134.843	2389.466	1317.159	0.479	3.609
Mean	**1.735**	**3.608**	**0.760**	**1607.815**	**1132.145**	**2386.275**	**1317.566**	**0.478**	**3.622**
%RSD	0.163	0.196	0.000	0.136	0.337	0.189	0.044	0.296	0.488

	Na	**Ni**	**P**	**Pb I**	**Pb II**	**S**	**Sb**	**Se I**	**Se II**
	Reading	Reading	Reading	Reading	Reading	Reading	Reading	Reading	Reading
#1	3574.867	3.983	1.232	46.832	21.927	0.154	8.699	20.445	13.455
#2	3580.519	3.970	1.230	46.730	22.012	0.151	8.740	20.269	13.499
Mean	**3577.693**	**3.977**	**1.231**	**46.781**	**21.970**	**0.153**	**8.720**	**20.357**	**13.477**
%RSD	0.112	0.231	0.115	0.154	0.274	1.391	0.332	0.611	0.231

	Si	**Sn**	**Sr**	**Th**	**Ti**	**Tl**	**U**	**V**	**Zn**
	Reading	Reading	Reading	Reading	Reading	Reading	Reading	Reading	Reading
#1	4.694	5.055	1.785	19.514	3.449	6.972	3.856	2.763	0.969
#2	4.690	4.985	1.783	19.545	3.452	6.899	3.857	2.744	0.964
Mean	**4.692**	**5.020**	**1.784**	**19.530**	**3.451**	**6.936**	**3.857**	**2.753**	**0.966**
%RSD	0.060	0.986	0.079	0.112	0.061	0.744	0.018	0.488	0.366

	Zr	**Pb**	**Se**
	Reading	Reading	Reading
#1	3.681		
#2	3.656		
Mean	**3.669**	**0.000**	**0.000**
%RSD	0.482	0.000	0.000

Method : Paragon File : 080917A Printed : 9/17/2008 20:52:12
SampleId1 : C3 **SampleId2 :** **[STD]**
Analysis commenced : 9/17/2008 10:42:33
Dilution ratio : 1.00000 to 1.00000 Tray : Position : TUBE9

Raw intensities

	Ag	**Al**	**As**	**B**	**Ba**	**Be**	**Bi**	**Ca**	**Cd**
	Reading	Reading	Reading	Reading	Reading	Reading	Reading	Reading	Reading
#1	0.893	1.770	2.190	1.423	0.354	0.420	2.379	0.810	1.608
#2	0.887	1.732	2.195	1.421	0.353	0.421	2.389	0.757	1.611
Mean	**0.890**	**1.751**	**2.193**	**1.422**	**0.354**	**0.421**	**2.384**	**0.784**	**1.610**
%RSD	0.477	1.535	0.161	0.099	0.200	0.168	0.297	4.783	0.132

ted: 9/17/2008 20:52:13 User: ROY FRENCH

	Co	Cr	Cu	Fe	K	Li	Mg	Mn	Mo
	Reading	Reading	Reading	Reading	Reading	Reading	Reading	Reading	Reading
#1	1.246	2.194	0.664	0.823	9.593	2.025	1.413	0.138	1.286
#2	1.240	2.208	0.663	0.750	9.545	1.972	1.374	0.138	1.306
Mean	**1.243**	**2.201**	**0.664**	**0.787**	**9.569**	**1.999**	**1.394**	**0.138**	**1.296**
%RSD	0.341	0.450	0.107	6.563	0.355	1.875	1.979	0.000	1.091

	Na	Ni	P	Pb I	Pb II	S	Sb	Se I	Se II
	Reading	Reading	Reading	Reading	Reading	Reading	Reading	Reading	Reading
#1	2.359	3.183	0.722	20.281	9.066	0.230	2.683	8.704	5.731
#2	2.247	3.183	0.728	20.156	9.122	0.233	2.674	8.667	5.676
Mean	**2.303**	**3.183**	**0.725**	**20.219**	**9.094**	**0.232**	**2.678**	**8.686**	**5.704**
%RSD	3.439	0.000	0.585	0.437	0.435	0.916	0.238	0.301	0.682

	Si	Sn	Sr	Th	Ti	Tl	U	V	Zn
	Reading	Reading	Reading	Reading	Reading	Reading	Reading	Reading	Reading
#1	3.224	2.510	0.507	7.533	2.253	3.046	2.548	1.668	0.271
#2	3.216	2.489	0.507	7.507	2.248	3.037	2.560	1.658	0.272
Mean	**3.220**	**2.499**	**0.507**	**7.520**	**2.251**	**3.042**	**2.554**	**1.663**	**0.272**
%RSD	0.176	0.594	0.000	0.244	0.157	0.209	0.332	0.425	0.260

	Zr	Pb	Se
	Reading	Reading	Reading
#1	6.722		
#2	6.760		
Mean	**6.741**	**0.000**	**0.000**
%RSD	0.399	0.000	0.000

Method : Paragon File : 080917A Printed : 9/17/2008 20:52:12
SampleId1 : C2 **SampleId2 :** **[STD]**
Analysis commenced : 9/17/2008 10:44:33
Dilution ratio : 1.00000 to 1.00000 Tray : Position : TUBE10

Raw intensities

	Ag	Al	As	B	Ba	Be	Bi	Ca	Cd
	Reading	Reading	Reading	Reading	Reading	Reading	Reading	Reading	Reading
#1	1.073	1.776	2.230	1.497	0.360	0.450	6.196	0.730	1.618
#2	1.084	1.774	2.234	1.495	0.364	0.448	6.157	0.730	1.633
Mean	**1.079**	**1.775**	**2.232**	**1.496**	**0.362**	**0.449**	**6.177**	**0.730**	**1.626**
%RSD	0.721	0.080	0.127	0.095	0.781	0.315	0.446	0.000	0.653

	Co	Cr	Cu	Fe	K	Li	Mg	Mn	Mo
	Reading	Reading	Reading	Reading	Reading	Reading	Reading	Reading	Reading
#1	1.292	2.848	0.732	0.805	9.628	1.847	1.730	0.173	1.310
#2	1.290	2.851	0.734	0.808	9.713	1.859	1.719	0.174	1.303
Mean	**1.291**	**2.850**	**0.733**	**0.807**	**9.671**	**1.853**	**1.725**	**0.174**	**1.307**
%RSD	0.110	0.074	0.193	0.263	0.622	0.458	0.451	0.408	0.379

	Na	Ni	P	Pb I	Pb II	S	Sb	Se I	Se II
	Reading	Reading	Reading	Reading	Reading	Reading	Reading	Reading	Reading
#1	2.174	3.492	0.751	20.901	9.469	1.520	2.685	8.827	5.747
#2	2.184	3.462	0.760	21.099	9.473	1.513	2.737	8.827	5.764
Mean	**2.179**	**3.477**	**0.756**	**21.000**	**9.471**	**1.517**	**2.711**	**8.827**	**5.755**
%RSD	0.325	0.610	0.842	0.667	0.030	0.326	1.356	0.000	0.209

	Si	Sn	Sr	Th	Ti	Tl	U	V	Zn
	Reading	Reading	Reading	Reading	Reading	Reading	Reading	Reading	Reading
#1	3.621	2.542	0.535	13.046	2.574	3.164	9.853	1.868	0.284
#2	3.629	2.526	0.538	13.020	2.603	3.111	9.820	1.864	0.284
Mean	**3.625**	**2.534**	**0.537**	**13.033**	**2.588**	**3.138**	**9.837**	**1.866**	**0.284**
%RSD	0.156	0.446	0.395	0.141	0.792	1.194	0.237	0.152	0.000

	Zr	Pb	Se
	Reading	Reading	Reading
#1	44.101		
#2	44.016		
Mean	**44.058**	**0.000**	**0.000**
%RSD	0.136	0.000	0.000

Method : Paragon File : 080917A Printed : 9/17/2008 20:52:12
SampleId1 : C1 **SampleId2 :** **[STD]**
Analysis commenced : 9/17/2008 10:46:34
Dilution ratio : 1.00000 to 1.00000 Tray : Position : TUBE11

Raw intensities

	Ag	Al	As	B	Ba	Be	Bi	Ca	Cd
	Reading	Reading	Reading	Reading	Reading	Reading	Reading	Reading	Reading
#1	2.901	3.003	2.425	2.439	0.392	0.706	43.879	1.381	2.027
#2	2.891	2.973	2.417	2.397	0.390	0.705	43.591	1.372	2.007
Mean	**2.896**	**2.988**	**2.421**	**2.418**	**0.391**	**0.706**	**43.735**	**1.377**	**2.017**
%RSD	0.244	0.710	0.234	1.228	0.362	0.100	0.466	0.462	0.701

	Co	Cr	Cu	Fe	K	Li	Mg	Mn	Mo
	Reading	Reading	Reading	Reading	Reading	Reading	Reading	Reading	Reading
#1	1.655	7.607	1.417	1.356	9.918	1.926	6.019	0.349	1.420
#2	1.652	7.568	1.410	1.346	9.944	1.923	5.999	0.347	1.420
Mean	**1.654**	**7.588**	**1.414**	**1.351**	**9.931**	**1.925**	**6.009**	**0.348**	**1.420**
%RSD	0.128	0.363	0.350	0.523	0.185	0.110	0.235	0.406	0.000

	Na	Ni	P	Pb I	Pb II	S	Sb	Se I	Se II
	Reading	Reading	Reading	Reading	Reading	Reading	Reading	Reading	Reading
#1	2.683	4.242	0.924	26.627	13.036	14.181	2.972	9.547	6.197
#2	2.678	4.225	0.920	26.661	13.038	14.103	2.995	9.596	6.210
Mean	**2.681**	**4.233**	**0.922**	**26.644**	**13.037**	**14.142**	**2.984**	**9.572**	**6.204**
%RSD	0.132	0.284	0.307	0.090	0.011	0.390	0.545	0.362	0.148

	Si	Sn	Sr	Th	Ti	Tl	U	V	Zn

	Reading	Reading	Reading	Reading	Reading	Reading	Reading	Reading	Reading
#1	7.328	2.855	0.765	67.691	5.682	3.484	82.012	3.746	0.309
#2	7.280	2.824	0.762	67.212	5.666	3.433	81.324	3.731	0.310
Mean	**7.304**	**2.840**	**0.764**	**67.452**	**5.674**	**3.459**	**81.668**	**3.739**	**0.310**
%RSD	0.465	0.772	0.278	0.502	0.199	1.043	0.596	0.284	0.228

	Zr	**Pb**	**Se**
	Reading	Reading	Reading
#1	421.216		
#2	418.545		
Mean	**419.881**	**0.000**	**0.000**
%RSD	0.450	0.000	0.000

Line calibration information

Analyte	Reporting name	C0	C1	C2	C3	Correlation coefficient	Low limit	High limit	Date of last regression
Ag 328.068	Ag	0.0006728	0.0677769	0.0000687	0	1.0000	-0.014	29.071	9/17/2008 10:48:13
Al 308.215	Al	0.1180563	0.3997783	0.000045	0	0.99999	-0.676	1110.764	9/17/2008 10:48:13
As 189.042/2	As	0.0092102	0.1124834	0.000079	0	1.0000	-0.079	44.948	9/17/2008 10:48:14
B 249.678/2	B	-0.0066743	0.0483257	0.00001	0	1.0000	0.109	198.885	9/17/2008 10:48:14
Ba 493.409	Ba	0.0001324	0.0281512	0.0000041	0	1.0000	0.000	338.545	9/17/2008 10:48:14
Be 313.042	Be	-0.007678	0.0168366	0.0000112	0	1.0000	0.424	60.943	9/17/2008 10:48:15
Bi 223.061	Bi	0.0020121	0.1270059	0.0000164	0	1.0000	-0.010	39.155	9/17/2008 10:48:15
Ca 317.933	Ca	-0.0657282	0.2543276	0.0000434	0	0.99981	0.023	1597.255	9/17/2008 10:48:15
Cd 226.502/2	Cd	-0.0003192	0.0111901	0.000002	0	1.0000	0.039	416.203	9/17/2008 10:48:16
Co 228.616	Co	0.0009669	0.0613121	0.0000272	0	1.0000	-0.022	83.888	9/17/2008 10:48:16
Cr 267.716	Cr	0.0001158	0.0289967	0.0000032	0	1.0000	-0.005	343.537	9/17/2008 10:48:16
Cu 324.753	Cu	-0.0119165	0.0935101	0.0000076	0	1.0000	0.172	106.197	9/17/2008 10:48:17
Fe 259.94	Fe	-0.0080689	0.0900722	0.0000266	0	1.0000	0.006	1556.090	9/17/2008 10:48:17
K 766.491	K	-1.8657067	0.2126859	0.0000086	0	1.0000	9.704	1132.145	9/17/2008 10:48:17
Li 670.784	Li	0.0001308	0.0025749	-0.0000003	0	1.0000	1.813	2386.275	9/17/2008 10:48:18
Mg 279.078	Mg	-0.019762	0.3799161	0.0000208	0	0.99996	-0.016	1262.243	9/17/2008 10:48:18
Mn 257.61	Mn	0.000156	0.0679518	0.0000356	0	1.0000	0.001	148.706	9/17/2008 10:48:19
Mo 202.03/2	Mo	-0.0005164	0.0472152	0.0000088	0	1.0000	0.000	212.396	9/17/2008 10:48:19
Na 588.995	Na	0.0796189	0.046464	0.0000071	0	1.0000	1.764	3577.693	9/17/2008 10:48:19
Ni 231.604	Ni	-0.0005292	0.0181349	0.0000014	0	1.0000	0.006	543.227	9/17/2008 10:48:20
P 178.287/2	P	-0.0178001	0.3276446	0.0002803	0	1.0000	0.071	141.923	9/17/2008 10:48:20
Pb 220.351	Pb I	0.0050162	0.0268704	0.0000033	0	1.0000	-0.266	369.073	9/17/2008 10:48:20
Pb 220.352/2	Pb II	-0.0042482	0.0316313	-0.000001	0	1.0000	0.171	335.830	9/17/2008 10:48:21
S 182.04/2	S	-0.0030456	3.5689914	0.0044667	0	1.0000	0.001	13.773	9/17/2008 10:48:21
Sb 206.838/2	Sb	-0.0028484	0.1029195	0.0002378	0	1.0000	0.031	18.656	9/17/2008 10:48:21
Se 196.021	Se I	-0.0015714	0.0728602	0.0000555	0	1.0000	0.008	65.392	9/17/2008 10:48:22
Se 196.021/2	Se II	-0.0010234	0.0855348	-0.0000241	0	1.0000	-0.007	70.576	9/17/2008 10:48:22
Si 288.158	Si	-0.1358281	0.1345824	0.0000176	0	1.0000	1.143	387.486	9/17/2008 10:48:22
Sn 189.989	Sn	0.0020596	0.1388553	0.0000822	0	1.0000	-0.013	69.171	9/17/2008 10:48:23
Sr 421.552	Sr	-0.0004557	0.0084573	0.0000009	0	1.0000	0.003	1105.484	9/17/2008 10:48:23

Th 283.73/2	Th	-0.1204282	0.105156	0.0001544	0	1.0000	1.135	19.601	9/17/2008 10:48:24
Ti 334.941	Ti	0.0009547	0.0097685	0.0000001	0	1.0000	-0.113	1108.065	9/17/2008 10:48:24
Tl 190.864/2	Tl	0.0120707	0.0907033	0.000043	0	1.0000	-0.112	50.953	9/17/2008 10:48:24
U 385.958	U	0.008739	0.6526788	0.0000993	0	1.0000	-0.028	75.722	9/17/2008 10:48:25
V 292.402	V	0.000278	0.0321994	0.0000052	0	1.0000	-0.005	156.178	9/17/2008 10:48:25
Zn 206.2	Zn	0.0003494	0.2183123	0.0002942	0	1.0000	-0.003	48.412	9/17/2008 10:48:25
Zr 339.198	Zr	-0.000535	0.0126309	-0.0000003	0	1.0000	0.048	399.843	9/17/2008 10:48:26

Method : Paragon File : 080917A Printed : 9/17/2008 20:52:29
SampleId1 : MIXBHIGH SampleId2 : [CV]
Analysis commenced : 9/17/2008 10:49:02
Dilution ratio : 1.00000 to 1.00000 Tray : Position : TUBE5

Final concentrations

	Ag	Al	As	B	Ba	Be	Bi	Ca	Cd
	ppm	ppm	ppm	ppm	ppm	ppm	ppm	ppm	ppm
#1	2.00243	-0.04456	4.95629	9.94648	9.79174	0.98765	-0.00601	-0.03177	5.01558
#2	1.99862	-0.04465	4.96007	9.95113	9.80403	0.98921	-0.00080	-0.03152	5.01233
Mean	**2.00053**	**-0.04461**	**4.95818**	**9.94881**	**9.79788**	**0.98843**	**-0.00340**	**-0.03164**	**5.01396**
%RSD	0.13463	0.14087	0.05390	0.03307	0.08867	0.11198	108.32036	0.54600	0.04589

	Co	Cr	Cu	Fe	K	Li	Mg	Mn	Mo
	ppm	ppm	ppm	ppm	ppm	ppm	ppm	ppm	ppm
#1	4.99286	10.02300	9.88046	-0.01930	0.23924	0.00535	-0.02420	9.96874	9.92943
#2	4.99503	10.03055	9.87418	-0.02000	0.23860	0.00536	-0.02420	9.98361	9.94484
Mean	**4.99395**	**10.02677**	**9.87732**	**-0.01965**	**0.23892**	**0.00536**	**-0.02420**	**9.97617**	**9.93713**
%RSD	0.03068	0.05330	0.04493	2.50655	0.18899	0.03662	0.00000	0.10537	0.10968

	Na	Ni	P	Pb I	Pb II	S	Sb	Se I	Se II
	ppm	ppm	ppm	ppm	ppm	ppm	ppm	ppm	ppm
#1	0.21058	9.95731	50.29804	10.01887	9.67734	0.01480	1.98421	4.94425	4.79239
#2	0.21049	9.96562	50.31571	10.03752	9.61968	0.01123	1.98392	4.94079	4.75303
Mean	**0.21054**	**9.96146**	**50.30688**	**10.02819**	**9.64851**	**0.01301**	**1.98406**	**4.94252**	**4.77271**
%RSD	0.02990	0.05895	0.02484	0.13150	0.42257	19.39073	0.01017	0.04951	0.58310

	Si	Sn	Sr	Th	Ti	Tl	U	V	Zn
	ppm	ppm	ppm	ppm	ppm	ppm	ppm	ppm	ppm
#1	49.74638	10.05582	9.87559	2.06726	9.94691	5.00382	-0.02388	4.98378	10.01866
#2	49.69508	10.06393	9.87696	2.08682	9.95446	4.98111	-0.02519	4.98342	10.03213
Mean	**49.72073**	**10.05988**	**9.87628**	**2.07704**	**9.95068**	**4.99246**	**-0.02453**	**4.98360**	**10.02539**
%RSD	0.07297	0.05699	0.00982	0.66586	0.05361	0.32167	3.76082	0.00513	0.09503

	Zr	Pb	Se
	ppm	calc	calc
#1	-0.05614	9.79107	4.84296
#2	-0.05917	9.75882	4.81555
Mean	**-0.05765**	**9.77494**	**4.82926**
%RSD	3.70857	0.23329	0.40125

Method : Paragon File : 080917A Printed : 9/17/2008 20:52:30
SampleId1 : MIXAHIGH SampleId2 : [CV]
Analysis commenced : 9/17/2008 10:51:03
Dilution ratio : 1.00000 to 1.00000 Tray : Position : TUBE8

Final concentrations

	Ag	Al	As	B	Ba	Be	Bi	Ca	Cd
	ppm	ppm	ppm	ppm	ppm	ppm	ppm	ppm	ppm
#1	0.00038	490.06801	0.00222	0.01367	0.00196	0.00087	0.00751	473.87622	0.00069
#2	0.00018	493.82190	0.00093	0.01198	0.00196	0.00090	0.00548	476.76142	-0.00010
Mean	**0.00028**	**491.94496**	**0.00158**	**0.01283**	**0.00196**	**0.00089**	**0.00649**	**475.31882**	**0.00029**
%RSD	50.44169	0.53957	57.74355	9.32579	0.00000	2.53640	22.11968	0.42922	187.68827

	Co	Cr	Cu	Fe	K	Li	Mg	Mn	Mo
	ppm	ppm	ppm	ppm	ppm	ppm	ppm	ppm	ppm
#1	0.00722	0.01403	-0.00666	188.96937	248.94317	4.97619	481.61535	0.00765	-0.00034
#2	0.00687	0.01408	-0.00638	189.89667	250.64150	5.00158	485.04589	0.00753	0.00070
Mean	**0.00705**	**0.01405**	**-0.00652**	**189.43302**	**249.79234**	**4.98889**	**483.33062**	**0.00759**	**0.00018**
%RSD	3.45051	0.27472	3.02702	0.34614	0.48076	0.35983	0.50188	1.15437	398.64611

	Na	Ni	P	Pb I	Pb II	S	Sb	Se I	Se II
	ppm	ppm	ppm	ppm	ppm	ppm	ppm	ppm	ppm
#1	246.70975	0.00307	0.03411	-0.00113	0.00720	0.00409	0.02784	0.00698	-0.01566
#2	248.35949	0.00249	0.02910	-0.00668	0.00368	0.01480	0.03238	0.01553	-0.00255
Mean	**247.53462**	**0.00278**	**0.03160**	**-0.00391**	**0.00544**	**0.00945**	**0.03011**	**0.01125**	**-0.00910**
%RSD	0.47126	14.81677	11.19506	100.36040	45.68959	80.15163	10.66734	53.72664	101.81668

	Si	Sn	Sr	Th	Ti	Tl	U	V	Zn
	ppm	ppm	ppm	ppm	ppm	ppm	ppm	ppm	ppm
#1	0.02637	0.00761	0.00864	-0.08336	-0.00032	-0.00647	0.16792	-0.00481	0.02016
#2	0.02073	0.00428	0.00863	-0.07700	-0.00037	0.01177	0.17055	-0.00486	0.01824
Mean	**0.02355**	**0.00595**	**0.00863**	**-0.08018**	**-0.00034**	**0.00265**	**0.16924**	**-0.00484**	**0.01920**
%RSD	16.93431	39.61816	0.13201	5.61154	9.10041	486.69196	1.09989	0.79812	7.08514

	Zr	Pb	Se
	ppm	calc	calc
#1	0.01098	0.00442	-0.00812
#2	0.01028	0.00023	0.00347
Mean	**0.01063**	**0.00233**	**-0.00232**
%RSD	4.70407	127.39383	352.70137

Method : Paragon File : 080917A Printed : 9/17/2008 20:52:30
SampleId1 : MIXCHIGH **SampleId2 :** **[CV]**
Analysis commenced : 9/17/2008 10:53:03
Dilution ratio : 1.00000 to 1.00000 Tray : Position : TUBE11

Final concentrations

	Ag	Al	As	B	Ba	Be	Bi	Ca	Cd
	ppm	ppm	ppm	ppm	ppm	ppm	ppm	ppm	ppm
#1	-0.00612	0.15152	-0.00240	0.01435	-0.00043	0.00452	5.02265	0.03616	-0.00024
#2	-0.00637	0.17310	-0.00240	0.01546	-0.00046	0.00455	5.05563	0.03470	-0.00034
Mean	**-0.00624**	**0.16231**	**-0.00240**	**0.01491**	**-0.00044**	**0.00454**	**5.03914**	**0.03543**	**-0.00029**
%RSD	2.83771	9.40528	0.00000	5.27393	4.47618	0.50443	0.46271	2.92611	24.67776

	Co	Cr	Cu	Fe	K	Li	Mg	Mn	Mo

	ppm	ppm	ppm	ppm	ppm	ppm	ppm	ppm	ppm
#1	0.00399	-0.01795	-0.00514	0.00700	0.23733	0.00608	-0.53021	0.00598	-0.00015
#2	0.00439	-0.01693	-0.00495	0.00726	0.22413	0.00598	-0.52207	0.00610	-0.00052
Mean	**0.00419**	**-0.01744**	**-0.00505**	**0.00713**	**0.23073**	**0.00603**	**-0.52614**	**0.00604**	**-0.00034**
%RSD	6.77075	4.15143	2.70171	2.59232	4.04451	1.23618	1.09356	1.45029	76.23425

	Na	**Ni**	**P**	**Pb I**	**Pb II**	**S**	**Sb**	**Se I**	**Se II**
	ppm	ppm	ppm	ppm	ppm	ppm	ppm	ppm	ppm
#1	0.21401	0.00155	0.03723	0.00134	0.00136	49.92246	0.00161	-0.00057	-0.00351
#2	0.21205	0.00171	0.03098	0.00057	0.00073	50.13661	-0.00118	-0.00081	-0.00827
Mean	**0.21303**	**0.00163**	**0.03411**	**0.00096**	**0.00104**	**50.02954**	**0.00022**	**-0.00069**	**-0.00589**
%RSD	0.65001	6.88081	12.96749	56.77296	42.43658	0.30266	915.40323	24.87806	57.14219

	Si	**Sn**	**Sr**	**Th**	**Ti**	**Tl**	**U**	**V**	**Zn**
	ppm	ppm	ppm	ppm	ppm	ppm	ppm	ppm	ppm
#1	-0.02803	0.01927	0.00153	1.54114	0.00793	-0.01119	50.15825	-0.00846	0.00073
#2	-0.01835	0.01996	0.00155	1.54384	0.00802	-0.00880	50.65311	-0.00889	0.00189
Mean	**-0.02319**	**0.01962**	**0.00154**	**1.54249**	**0.00798**	**-0.01000**	**50.40568**	**-0.00867**	**0.00131**
%RSD	29.50209	2.50259	1.11101	0.12400	0.78599	16.86204	0.69421	3.55984	62.24040

	Zr	**Pb**	**Se**
	ppm	calc	calc
#1	4.89747	0.00135	-0.00253
#2	4.92459	0.00068	-0.00578
Mean	**4.91103**	**0.00101**	**-0.00416**
%RSD	0.39053	46.94815	55.35593

Method : Paragon File : 080917A Printed : 9/17/2008 20:52:31
SampleId1 : ICV **SampleId2 :** **[CV]**
Analysis commenced : 9/17/2008 11:03:45
Dilution ratio : 1.00000 to 1.00000 Tray : Position : STD1

Final concentrations

	Ag	**Al**	**As**	**B**	**Ba**	**Be**	**Bi**	**Ca**	**Cd**
	ppm	ppm	ppm	ppm	ppm	ppm	ppm	ppm	ppm
#1	0.09910	25.44028	0.25299	0.50500	0.49250	0.25128	0.26256	25.32181	0.25074
#2	0.09955	25.77733	0.26371	0.50583	0.49556	0.25133	0.26728	25.43044	0.25154
Mean	**0.09933**	**25.60880**	**0.25835**	**0.50542**	**0.49403**	**0.25131**	**0.26492**	**25.37612**	**0.25114**
%RSD	0.31985	0.93064	2.93379	0.11544	0.43738	0.01390	1.25787	0.30268	0.22536

	Co	**Cr**	**Cu**	**Fe**	**K**	**Li**	**Mg**	**Mn**	**Mo**
	ppm	ppm	ppm	ppm	ppm	ppm	ppm	ppm	ppm
#1	0.25096	0.50627	0.50546	10.07145	24.38907	0.24603	25.55106	0.51058	0.51167
#2	0.25048	0.50629	0.50985	10.09099	24.69369	0.24928	25.67333	0.51183	0.51299
Mean	**0.25072**	**0.50628**	**0.50765**	**10.08122**	**24.54138**	**0.24766**	**25.61220**	**0.51121**	**0.51233**
%RSD	0.13342	0.00280	0.61142	0.13705	0.87768	0.92695	0.33757	0.17217	0.18320

	Na	**Ni**	**P**	**Pb I**	**Pb II**	**S**	**Sb**	**Se I**	**Se II**
	ppm	ppm	ppm	ppm	ppm	ppm	ppm	ppm	ppm

#1	23.97512	0.50356	2.39953	0.49436	0.49686	2.52604	0.25596	0.50069	0.50201
#2	24.34150	0.50538	2.41411	0.49499	0.49470	2.56537	0.25857	0.49702	0.50786
Mean	**24.15831**	**0.50447**	**2.40682**	**0.49467**	**0.49578**	**2.54570**	**0.25727**	**0.49886**	**0.50494**
%RSD	1.07238	0.25531	0.42836	0.09061	0.30801	1.09242	0.71791	0.51974	0.81950

	Si	**Sn**	**Sr**	**Th**	**Ti**	**Tl**	**U**	**V**	**Zn**
	ppm	ppm	ppm	ppm	ppm	ppm	ppm	ppm	ppm
#1	2.47543	0.49225	0.25306	0.16448	0.25075	0.25990	2.51813	0.24941	0.50208
#2	2.49977	0.49755	0.25405	0.15893	0.25124	0.26759	2.53510	0.24985	0.50087
Mean	**2.48760**	**0.49490**	**0.25356**	**0.16170**	**0.25099**	**0.26375**	**2.52661**	**0.24963**	**0.50147**
%RSD	0.69190	0.75698	0.27532	2.42675	0.13754	2.06091	0.47510	0.12540	0.16987

	Zr	**Pb**	**Se**
	ppm	calc	calc
#1	0.49845	0.49603	0.50157
#2	0.50045	0.49480	0.50425
Mean	**0.49945**	**0.49541**	**0.50291**
%RSD	0.28227	0.17546	0.37713

Method : Paragon File : 080917A Printed : 9/17/2008 20:52:31
SampleId1 : ICB **SampleId2 :** **[CB]**
Analysis commenced : 9/17/2008 11:05:57
Dilution ratio : 1.00000 to 1.00000 Tray : Position : STD2

Final concentrations

	Ag	**Al**	**As**	**B**	**Ba**	**Be**	**Bi**	**Ca**	**Cd**
	ppm	ppm	ppm	ppm	ppm	ppm	ppm	ppm	ppm
#1	-0.00197	-0.01535	-0.00125	-0.00174	-0.00015	0.00019	-0.00613	-0.06328	-0.00040
#2	-0.00045	-0.00089	0.00179	-0.00165	-0.00001	0.00022	-0.00574	-0.06060	0.00004
Mean	**-0.00121**	**-0.00812**	**0.00027**	**-0.00170**	**-0.00008**	**0.00020**	**-0.00593**	**-0.06194**	**-0.00018**
%RSD	88.40270	125.91005	800.36833	4.02840	126.40195	10.72460	4.64919	3.06813	170.54370

	Co	**Cr**	**Cu**	**Fe**	**K**	**Li**	**Mg**	**Mn**	**Mo**
	ppm	ppm	ppm	ppm	ppm	ppm	ppm	ppm	ppm
#1	-0.00271	-0.00187	-0.00215	-0.00772	0.14431	0.00490	-0.04270	0.00003	-0.00193
#2	-0.00069	-0.00008	-0.00058	-0.00711	0.11174	0.00485	-0.02938	0.00022	-0.00174
Mean	**-0.00170**	**-0.00097**	**-0.00136**	**-0.00742**	**0.12803**	**0.00488**	**-0.03604**	**0.00012**	**-0.00184**
%RSD	83.78228	129.49816	81.70751	5.81167	17.98662	0.80469	26.12912	111.54004	7.26413

	Na	**Ni**	**P**	**Pb I**	**Pb II**	**S**	**Sb**	**Se I**	**Se II**
	ppm	ppm	ppm	ppm	ppm	ppm	ppm	ppm	ppm
#1	0.15687	-0.00176	0.00002	-0.02029	0.00842	-0.00661	-0.00779	-0.01771	0.00794
#2	0.15585	-0.00129	0.00096	-0.00252	0.00272	0.00052	-0.00193	-0.00194	0.00177
Mean	**0.15636**	**-0.00153**	**0.00049**	**-0.01141**	**0.00557**	**-0.00305**	**-0.00486**	**-0.00983**	**0.00485**
%RSD	0.46273	21.83885	135.20687	110.20005	72.32626	165.72303	85.15930	113.42857	89.91550

	Si	**Sn**	**Sr**	**Th**	**Ti**	**Tl**	**U**	**V**	**Zn**
	ppm	ppm	ppm	ppm	ppm	ppm	ppm	ppm	ppm
#1	0.00160	-0.00822	-0.00052	0.00956	0.00000	-0.00728	-0.03694	-0.00175	0.00015

#2	0.00895	-0.00016	-0.00045	0.00312	-0.00006	0.00269	-0.00953	-0.00053	0.00055
Mean	**0.00527**	**-0.00419**	**-0.00049**	**0.00634**	**-0.00003**	**-0.00230**	**-0.02324**	**-0.00114**	**0.00035**
%RSD	98.57625	135.95143	11.08983	71.76574	126.63693	306.74615	83.41474	75.25705	80.68351

	Zr	**Pb**	**Se**
	ppm	calc	calc
#1	-0.00150	-0.00114	-0.00060
#2	-0.00052	0.00098	0.00053
Mean	**-0.00101**	**-0.00008**	**-0.00003**
%RSD	68.26135	1819.09613	2296.22478

Method : Paragon File : 080917A Printed : 9/17/2008 20:52:32
SampleId1 : CRI **SampleId2 :** **[FLEXQC]**
Analysis commenced : 9/17/2008 11:08:09
Dilution ratio : 1.00000 to 1.00000 Tray : Position : STD3

Final concentrations

	Ag	**Al**	**As**	**B**	**Ba**	**Be**	**Bi**	**Ca**	**Cd**
	ppm	ppm	ppm	ppm	ppm	ppm	ppm	ppm	ppm
#1	0.02015	0.53047	0.01270	0.41500	0.40969	0.01066	0.05628	5.44992	0.01053
#2	0.01950	0.54617	0.00730	0.41849	0.41425	0.01074	0.05272	5.48144	0.01057
Mean	**0.01983**	**0.53832**	**0.01000**	**0.41675**	**0.41197**	**0.01070**	**0.05450**	**5.46568**	**0.01055**
%RSD	2.33019	2.06263	38.18753	0.59250	0.78124	0.54259	4.62143	0.40784	0.26440

	Co	**Cr**	**Cu**	**Fe**	**K**	**Li**	**Mg**	**Mn**	**Mo**
	ppm	ppm	ppm	ppm	ppm	ppm	ppm	ppm	ppm
#1	0.10276	0.02276	0.05092	0.20542	4.33525	0.02055	5.22130	0.03219	0.02224
#2	0.10271	0.02214	0.05112	0.20559	4.42308	0.02092	5.27428	0.03238	0.02139
Mean	**0.10274**	**0.02245**	**0.05102**	**0.20551**	**4.37916**	**0.02073**	**5.24779**	**0.03228**	**0.02182**
%RSD	0.03651	1.97351	0.27582	0.06001	1.41828	1.27562	0.71391	0.42703	2.75482

	Na	**Ni**	**P**	**Pb I**	**Pb II**	**S**	**Sb**	**Se I**	**Se II**
	ppm	ppm	ppm	ppm	ppm	ppm	ppm	ppm	ppm
#1	4.39758	0.08546	0.19712	0.01015	0.00560	0.20040	0.12502	0.00931	0.00973
#2	4.52626	0.08417	0.20463	0.00869	0.00517	0.21825	0.12574	0.01767	0.01206
Mean	**4.46192**	**0.08482**	**0.20088**	**0.00942**	**0.00538**	**0.20933**	**0.12538**	**0.01349**	**0.01089**
%RSD	2.03923	1.07422	2.64463	10.96426	5.57638	6.02898	0.40799	43.82879	15.09836

	Si	**Sn**	**Sr**	**Th**	**Ti**	**Tl**	**U**	**V**	**Zn**
	ppm	ppm	ppm	ppm	ppm	ppm	ppm	ppm	ppm
#1	0.12938	0.09844	0.02453	0.09017	0.02069	0.01630	0.22073	0.10450	0.04361
#2	0.12422	0.09941	0.02470	0.08758	0.02070	0.02088	0.19919	0.10431	0.04421
Mean	**0.12680**	**0.09893**	**0.02462**	**0.08887**	**0.02069**	**0.01859**	**0.20996**	**0.10440**	**0.04391**
%RSD	2.87599	0.69532	0.51051	2.06497	0.03031	17.44056	7.25446	0.12690	0.96344

	Zr	**Pb**	**Se**
	ppm	calc	calc
#1	0.05258	0.00711	0.00959
#2	0.05263	0.00634	0.01393

Mean	**0.05260**	**0.00673**	**0.01176NCH**
%RSD	0.07304	8.08843	26.07314

Method : Paragon File : 080917A Printed : 9/17/2008 20:52:32
SampleId1 : ICSA **SampleId2 :** **[FLEXQC]**
Analysis commenced : 9/17/2008 11:10:24
Dilution ratio : 1.00000 to 1.00000 Tray : Position : STD4

Final concentrations

	Ag	**Al**	**As**	**B**	**Ba**	**Be**	**Bi**	**Ca**	**Cd**
	ppm	ppm	ppm	ppm	ppm	ppm	ppm	ppm	ppm
#1	0.00001	251.07126	0.00010	-0.00348	0.00022	0.00091	0.00342	250.62659	-0.00016
#2	-0.00039	249.34524	-0.00339	-0.00348	0.00016	0.00087	-0.00001	248.71888	-0.00004
Mean	**-0.00019**	**250.20825**	**-0.00164**	**-0.00348**	**0.00019**	**0.00089**	**0.00170**	**249.67274**	**-0.00010**
%RSD	146.59263	0.48779	149.98791	0.00000	21.09842	2.48852	142.33602	0.54029	90.48346

	Co	**Cr**	**Cu**	**Fe**	**K**	**Li**	**Mg**	**Mn**	**Mo**
	ppm	ppm	ppm	ppm	ppm	ppm	ppm	ppm	ppm
#1	0.00281	-0.00093	-0.00445	99.97012	0.06066	0.00525	254.43384	0.00431	0.00071
#2	0.00251	-0.00105	-0.00454	99.26746	0.06236	0.00522	252.87222	0.00405	-0.00089
Mean	**0.00266**	**-0.00099**	**-0.00449**	**99.61879**	**0.06151**	**0.00524**	**253.65303**	**0.00418**	**-0.00009**
%RSD	7.88890	8.16521	1.44127	0.49876	1.95740	0.29970	0.43533	4.39200	1241.47353

	Na	**Ni**	**P**	**Pb I**	**Pb II**	**S**	**Sb**	**Se I**	**Se II**
	ppm	ppm	ppm	ppm	ppm	ppm	ppm	ppm	ppm
#1	0.16978	0.00136	0.01347	-0.00547	0.00509	0.01837	0.00252	0.01355	-0.00067
#2	0.16933	0.00098	0.01222	-0.00633	0.00634	0.00766	-0.00223	-0.01199	0.00254
Mean	**0.16955**	**0.00117**	**0.01284**	**-0.00590**	**0.00572**	**0.01301**	**0.00014**	**0.00078**	**0.00094**
%RSD	0.18555	23.08779	6.88727	10.22030	15.47671	58.17214	2338.79484	2303.86171	242.59091

	Si	**Sn**	**Sr**	**Th**	**Ti**	**Tl**	**U**	**V**	**Zn**
	ppm	ppm	ppm	ppm	ppm	ppm	ppm	ppm	ppm
#1	0.01403	-0.00016	0.00109	-0.04509	-0.00016	-0.00048	0.06077	-0.00031	0.00613
#2	0.01248	-0.00308	0.00105	-0.04799	-0.00022	-0.00450	0.05733	-0.00123	0.00633
Mean	**0.01326**	**-0.00162**	**0.00107**	**-0.04654**	**-0.00019**	**-0.00249**	**0.05905**	**-0.00077**	**0.00623**
%RSD	8.30223	127.28741	2.79239	4.41652	19.87162	114.32602	4.11695	84.70290	2.26264

	Zr	**Pb**	**Se**
	ppm	calc	calc
#1	0.00575	0.00157	0.00407
#2	0.00566	0.00212	-0.00230
Mean	**0.00571**	**0.00185**	**0.00088**
%RSD	1.13145	21.06218	508.54872

Method : Paragon File : 080917A Printed : 9/17/2008 20:52:33
SampleId1 : ICSAB **SampleId2 :** **[FLEXQC]**
Analysis commenced : 9/17/2008 11:12:39
Dilution ratio : 1.00000 to 1.00000 Tray : Position : STD5

Final concentrations **4:44** **User: ROY FRENCH**

	Ag	Al	As	B	Ba	Be	Bi	Ca	Cd
	ppm	ppm	ppm	ppm	ppm	ppm	ppm	ppm	ppm
#1	0.18914	251.00938	0.09621	0.97461	0.48976	0.46632	0.52213	252.85919	0.95495
#2	0.19019	252.91707	0.09103	0.98387	0.49480	0.47018	0.52574	255.52911	0.96092
Mean	**0.18966**	**251.96323**	**0.09362**	**0.97924**	**0.49228**	**0.46825**	**0.52393**	**254.19415**	**0.95793**
%RSD	0.39045	0.53537	3.91231	0.66860	0.72342	0.58292	0.48687	0.74271	0.44021

	Co	Cr	Cu	Fe	K	Li	Mg	Mn	Mo
	ppm	ppm	ppm	ppm	ppm	ppm	ppm	ppm	ppm
#1	0.47486	0.44679	0.51189	100.71388	0.07577	1.07663	255.84502	0.47555	0.97999
#2	0.47862	0.45226	0.51435	101.67102	0.07684	1.08366	257.64692	0.47980	0.98913
Mean	**0.47674**	**0.44953**	**0.51312**	**101.19245**	**0.07630**	**1.08015**	**256.74597**	**0.47767**	**0.98456**
%RSD	0.55699	0.85997	0.33942	0.66882	0.98621	0.46073	0.49626	0.62998	0.65611

	Na	Ni	P	Pb I	Pb II	S	Sb	Se I	Se II
	ppm	ppm	ppm	ppm	ppm	ppm	ppm	ppm	ppm
#1	0.16969	0.92124	0.95692	0.03983	0.05418	1.03234	0.59844	0.05753	0.05757
#2	0.17036	0.93358	0.98679	0.04294	0.05015	1.00377	0.60321	0.06152	0.04901
Mean	**0.17002**	**0.92741**	**0.97186**	**0.04139**	**0.05217**	**1.01805**	**0.60083**	**0.05953**	**0.05329**
%RSD	0.27756	0.94080	2.17325	5.33062	5.46080	1.98455	0.56216	4.74302	11.35650

	Si	Sn	Sr	Th	Ti	Tl	U	V	Zn
	ppm	ppm	ppm	ppm	ppm	ppm	ppm	ppm	ppm
#1	0.93995	0.95698	0.98144	0.59514	0.92738	0.08739	9.81759	0.46866	0.90927
#2	0.95106	0.95501	0.98989	0.61551	0.93491	0.10131	9.93299	0.47545	0.91675
Mean	**0.94550**	**0.95599**	**0.98566**	**0.60533**	**0.93115**	**0.09435**	**9.87529**	**0.47205**	**0.91301**
%RSD	0.83094	0.14560	0.60659	2.37912	0.57164	10.43377	0.82635	1.01637	0.57881

	Zr	Pb	Se
	ppm	calc	calc
#1	0.46148	0.04940	0.05756
#2	0.46514	0.04775	0.05318
Mean	**0.46331**	**0.04858**	**0.05537**
%RSD	0.55821	2.39927	5.59285

Method : Paragon File : 080917A Printed : 9/17/2008 20:52:33
SampleId1 : CCV **SampleId2 :** **[CV]**
Analysis commenced : 9/17/2008 11:14:53
Dilution ratio : 1.00000 to 1.00000 Tray : Position : STD6

Final concentrations

	Ag	Al	As	B	Ba	Be	Bi	Ca	Cd
	ppm	ppm	ppm	ppm	ppm	ppm	ppm	ppm	ppm
#1	0.19729	51.27314	0.51846	1.01691	0.98871	0.49822	0.53073	51.01735	0.49855
#2	0.19709	51.32516	0.50759	1.01901	0.99041	0.49873	0.52909	50.90659	0.49954
Mean	**0.19719**	**51.29915**	**0.51302**	**1.01796**	**0.98956**	**0.49847**	**0.52991**	**50.96197**	**0.49905**
%RSD	0.07428	0.07171	1.49769	0.14561	0.12192	0.07213	0.21986	0.15367	0.14017

ted: 9/17/2008 20:54:44 User: ROY FRENCH

	Co	Cr	Cu	Fe	K	Li	Mg	Mn	Mo
	ppm	ppm	ppm	ppm	ppm	ppm	ppm	ppm	ppm
#1	0.49942	1.00034	1.01336	20.20926	50.59111	0.53702	51.13050	1.00734	1.02463
#2	0.49793	1.00080	1.01476	20.20531	50.82147	0.53937	51.25145	1.00787	1.02786
Mean	**0.49867**	**1.00057**	**1.01406**	**20.20728**	**50.70629**	**0.53820**	**51.19098**	**1.00760**	**1.02625**
%RSD	0.21174	0.03274	0.09768	0.01381	0.32125	0.30884	0.16707	0.03708	0.22301

	Na	Ni	P	Pb I	Pb II	S	Sb	Se I	Se II
	ppm	ppm	ppm	ppm	ppm	ppm	ppm	ppm	ppm
#1	49.53412	1.00053	4.88269	0.98541	0.99506	5.08826	0.50385	0.99839	1.01579
#2	49.58919	1.00263	4.88815	0.97979	0.99157	5.09900	0.50566	1.00673	1.00990
Mean	**49.56165**	**1.00158**	**4.88542**	**0.98260**	**0.99331**	**5.09363**	**0.50476**	**1.00256**	**1.01285**
%RSD	0.07857	0.14851	0.07906	0.40448	0.24815	0.14917	0.25330	0.58799	0.41150

	Si	Sn	Sr	Th	Ti	Tl	U	V	Zn
	ppm	ppm	ppm	ppm	ppm	ppm	ppm	ppm	ppm
#1	4.92170	0.98674	0.50330	0.32133	0.49336	0.51982	5.01079	0.49381	0.99699
#2	4.93047	0.98744	0.50399	0.32540	0.49408	0.53127	5.01864	0.49513	0.99820
Mean	**4.92609**	**0.98709**	**0.50364**	**0.32337**	**0.49372**	**0.52555**	**5.01472**	**0.49447**	**0.99759**
%RSD	0.12589	0.05009	0.09618	0.89032	0.10306	1.54026	0.11073	0.18823	0.08601

	Zr	Pb	Se
	ppm	calc	calc
#1	0.98901	0.99184	1.01000
#2	0.98903	0.98765	1.00884
Mean	**0.98902**	**0.98975**	**1.00942**
%RSD	0.00163	0.29983	0.08093

Method : Paragon File : 080917A Printed : 9/17/2008 20:52:34
SampleId1 : CCB SampleId2 : [CB]
Analysis commenced : 9/17/2008 11:17:05
Dilution ratio : 1.00000 to 1.00000 Tray : Position : STD2

Final concentrations

	Ag	Al	As	B	Ba	Be	Bi	Ca	Cd
	ppm	ppm	ppm	ppm	ppm	ppm	ppm	ppm	ppm
#1	0.00080	0.01458	0.00280	0.00043	0.00022	0.00033	0.00011	-0.05620	0.00016
#2	-0.00046	0.01358	-0.00552	-0.00141	0.00010	0.00037	-0.00079	-0.05742	0.00015
Mean	**0.00017**	**0.01408**	**-0.00136**	**-0.00049**	**0.00016**	**0.00035**	**-0.00034**	**-0.05681**	**0.00015**
%RSD	521.41165	5.04805	431.95005	265.88787	49.59595	6.77047	187.11160	1.52057	6.18112

	Co	Cr	Cu	Fe	K	Li	Mg	Mn	Mo
	ppm	ppm	ppm	ppm	ppm	ppm	ppm	ppm	ppm
#1	-0.00022	-0.00035	-0.00077	-0.00485	0.15261	0.00491	-0.01939	0.00035	0.00005
#2	-0.00028	-0.00003	-0.00151	-0.00467	0.13750	0.00486	-0.02161	0.00022	-0.00009
Mean	**-0.00025**	**-0.00019**	**-0.00114**	**-0.00476**	**0.14505**	**0.00488**	**-0.02050**	**0.00029**	**-0.00002**
%RSD	16.79572	122.45170	45.62576	2.58692	7.36695	0.76337	7.65503	32.12780	485.88085

	Na	Ni	P	Pb I	Pb II	S	Sb	Se I	Se II
	ppm	ppm	ppm	ppm	ppm	ppm	ppm	ppm	ppm
#1	0.15865	0.00023	0.00534	0.00496	0.00062	-0.00305	-0.00171	0.00179	0.00336
#2	0.15776	-0.00006	0.01190	-0.00363	0.00182	0.00766	-0.00100	-0.00486	0.00351
Mean	**0.15821**	**0.00009**	**0.00862**	**0.00067**	**0.00122**	**0.00231**	**-0.00135**	**-0.00153**	**0.00343**
%RSD	0.39768	234.88281	53.86335	909.31678	69.52716	328.05161	37.42386	306.78904	3.07890

	Si	Sn	Sr	Th	Ti	Tl	U	V	Zn
	ppm	ppm	ppm	ppm	ppm	ppm	ppm	ppm	ppm
#1	0.01709	-0.00127	-0.00037	0.00865	0.00005	-0.00065	0.01201	0.00018	-0.00025
#2	0.01180	0.00012	-0.00041	0.00374	-0.00014	-0.00037	-0.00692	-0.00028	0.00075
Mean	**0.01444**	**-0.00058**	**-0.00039**	**0.00620**	**-0.00004**	**-0.00051**	**0.00254**	**-0.00005**	**0.00025**
%RSD	25.87648	169.72366	7.62208	55.98280	306.15491	38.36655	526.54020	651.64656	282.21026

	Zr	Pb	Se
	ppm	calc	calc
#1	0.00007	0.00207	0.00284
#2	-0.00005	0.00000	0.00072
Mean	**0.00001**	**0.00104**	**0.00178**
%RSD	757.77551	140.87594	83.99579

Method : Paragon File : 080917A Printed : 9/17/2008 20:52:34
SampleId1 : 0809009-1 100X **SampleId2 :** **[SAMPLE]**
Analysis commenced : 9/17/2008 11:19:15
Dilution ratio : 1.00000 to 1.00000 Tray : Position : TUBE1

Final concentrations

	Ag	Al	As	B	Ba	Be	Bi	Ca	Cd
	ppm	ppm	ppm	ppm	ppm	ppm	ppm	ppm	ppm
#1	-0.00025	0.03071	-0.00114	0.03857	0.85568	0.00020	0.00239	3.78263	0.00004
#2	0.00008	0.03178	-0.00204	0.03760	0.85761	0.00025	-0.00129	3.77796	0.00007
Mean	**-0.00009**	**0.03125**	**-0.00159**	**0.03808**	**0.85665**	**0.00023**	**0.00055**	**3.78030**	**0.00006**
%RSD	278.91897	2.42286	40.07728	1.79522	0.15940	15.27877	474.28273	0.08732	42.53326

	Co	Cr	Cu	Fe	K	Li	Mg	Mn	Mo
	ppm	ppm	ppm	ppm	ppm	ppm	ppm	ppm	ppm
#1	-0.00003	0.00041	-0.00001	0.48020	21.93065	0.04107	0.56143	0.01367	0.00005
#2	-0.00062	-0.00060	0.00036	0.48273	22.11071	0.04141	0.55403	0.01367	0.00062
Mean	**-0.00033**	**-0.00010**	**0.00017**	**0.48146**	**22.02068**	**0.04124**	**0.55773**	**0.01367**	**0.00033**
%RSD	128.35651	745.51300	153.50121	0.37212	0.57821	0.59291	0.93815	0.00000	120.13019

	Na	Ni	P	Pb I	Pb II	S	Sb	Se I	Se II
	ppm	ppm	ppm	ppm	ppm	ppm	ppm	ppm	ppm
#1	64.81650	0.00030	-0.00060	0.00096	0.00346	0.13258	-0.00007	-0.00767	-0.00317
#2	65.35383	-0.00006	-0.00748	-0.00339	0.00452	0.12544	-0.00294	-0.00993	0.00394
Mean	**65.08516**	**0.00012**	**-0.00404**	**-0.00122**	**0.00399**	**0.12901**	**-0.00151**	**-0.00880**	**0.00039**
%RSD	0.58377	207.46164	120.30185	252.52725	18.77412	3.91261	134.64859	18.17612	1289.72537

	Si	Sn	Sr	Th	Ti	Tl	U	V	Zn

	ppm	ppm	ppm	ppm	ppm	ppm	ppm	ppm	ppm
#1	0.27189	-0.00447	0.36739	0.00907	0.00019	0.00196	-0.00856	-0.00051	0.00374
#2	0.27411	-0.00447	0.36819	0.00543	0.00006	0.00148	-0.01248	-0.00051	0.00334
Mean	**0.27300**	**-0.00447**	**0.36779**	**0.00725**	**0.00013**	**0.00172**	**-0.01052**	**-0.00051**	**0.00354**
%RSD	0.57343	0.00245	0.15424	35.49973	74.95960	19.67988	26.34248	0.08573	7.96635

	Zr	**Pb**	**Se**
	ppm	calc	calc
#1	-0.00069	0.00263	-0.00467
#2	-0.00059	0.00189	-0.00068
Mean	**-0.00064**	**0.00226**	**-0.00267**
%RSD	10.28935	23.18830	105.60835

Method : Paragon File : 080917A Printed : 9/17/2008 20:52:35
SampleId1 : 0809009-2 100X SampleId2 : [SAMPLE]
Analysis commenced : 9/17/2008 11:21:11
Dilution ratio : 1.00000 to 1.00000 Tray : Position : TUBE2

Final concentrations

	Ag	**Al**	**As**	**B**	**Ba**	**Be**	**Bi**	**Ca**	**Cd**
	ppm	ppm	ppm	ppm	ppm	ppm	ppm	ppm	ppm
#1	-0.00040	0.03016	-0.00058	0.06207	0.17319	0.00027	0.00024	3.91802	-0.00007
#2	-0.00047	0.03250	0.00021	0.06376	0.17429	0.00027	0.00011	3.93620	0.00016
Mean	**-0.00044**	**0.03133**	**-0.00018**	**0.06291**	**0.17374**	**0.00027**	**0.00017**	**3.92711**	**0.00004**
%RSD	10.78696	5.28755	306.53713	1.90222	0.44763	0.11289	52.22145	0.32743	370.22647

	Co	**Cr**	**Cu**	**Fe**	**K**	**Li**	**Mg**	**Mn**	**Mo**
	ppm	ppm	ppm	ppm	ppm	ppm	ppm	ppm	ppm
#1	-0.00010	-0.00009	-0.00077	0.15005	76.84956	0.05327	0.55810	0.00925	0.00114
#2	-0.00039	0.00026	-0.00040	0.15084	77.25209	0.05364	0.55477	0.00931	-0.00009
Mean	**-0.00024**	**0.00008**	**-0.00059**	**0.15045**	**77.05083**	**0.05345**	**0.55643**	**0.00928**	**0.00052**
%RSD	85.56456	304.73456	45.21309	0.36873	0.36941	0.48994	0.42315	0.49486	166.17631

	Na	**Ni**	**P**	**Pb I**	**Pb II**	**S**	**Sb**	**Se I**	**Se II**
	ppm	ppm	ppm	ppm	ppm	ppm	ppm	ppm	ppm
#1	71.31155	0.00029	0.00753	0.00429	0.00107	0.42887	0.00087	0.00753	0.00418
#2	71.73855	0.00058	0.01847	0.00082	-0.00041	0.41816	0.00013	0.00323	0.00418
Mean	**71.52505**	**0.00043**	**0.01300**	**0.00255**	**0.00033**	**0.42351**	**0.00050**	**0.00538**	**0.00418**
%RSD	0.42214	47.50325	59.53843	96.14710	315.64530	1.78820	103.53818	56.54797	0.01028

	Si	**Sn**	**Sr**	**Th**	**Ti**	**Tl**	**U**	**V**	**Zn**
	ppm	ppm	ppm	ppm	ppm	ppm	ppm	ppm	ppm
#1	0.25773	-0.00266	0.40038	0.00683	0.00026	-0.00128	0.01190	0.00056	0.00214
#2	0.25955	0.00095	0.40200	0.00153	-0.00007	0.00341	0.00994	0.00028	0.00234
Mean	**0.25864**	**-0.00086**	**0.40119**	**0.00418**	**0.00010**	**0.00107**	**0.01092**	**0.00042**	**0.00224**
%RSD	0.49645	298.09907	0.28605	89.74592	234.65027	310.99089	12.68128	46.81305	6.28394

	Zr	**Pb**	**Se**
	ppm	calc	calc

#1	-0.00041	0.00214	0.00530**NCH**
#2	-0.00015	0.00000	0.00386
Mean	**-0.00028**	**0.00107**	**0.00458**
%RSD	66.43316	141.40606	22.11163

Method : Paragon File : 080917A Printed : 9/17/2008 20:52:35
SampleId1 : 0809009-3 100X SampleId2 : [SAMPLE]
Analysis commenced : 9/17/2008 11:23:08
Dilution ratio : 1.00000 to 1.00000 Tray : Position : TUBE3

Final concentrations

	Ag	**Al**	**As**	**B**	**Ba**	**Be**	**Bi**	**Ca**	**Cd**
	ppm	ppm	ppm	ppm	ppm	ppm	ppm	ppm	ppm
#1	-0.00046	0.03217	-0.00170	0.04065	0.06380	0.00030	0.00074	2.71470	0.00032
#2	-0.00046	0.03600	-0.00406	0.04147	0.06479	0.00032	0.00024	2.74364	0.00011
Mean	**-0.00046**	**0.03408**	**-0.00288**	**0.04106**	**0.06430**	**0.00031**	**0.00049**	**2.72917**	**0.00022**
%RSD	0.97378	7.94119	57.97061	1.41547	1.08431	3.77532	73.29957	0.75001	68.91590

	Co	**Cr**	**Cu**	**Fe**	**K**	**Li**	**Mg**	**Mn**	**Mo**
	ppm	ppm	ppm	ppm	ppm	ppm	ppm	ppm	ppm
#1	0.00011	0.00000	-0.00067	0.07267	121.46255	0.03766	0.49372	0.00490	-0.00037
#2	0.00011	-0.00009	-0.00058	0.07284	122.28963	0.03813	0.50223	0.00490	0.00043
Mean	**0.00011**	**-0.00005**	**-0.00063**	**0.07276**	**121.87609**	**0.03790**	**0.49798**	**0.00490**	**0.00003**
%RSD	1.11660	141.59606	10.06227	0.16934	0.47986	0.88286	1.20830	0.00000	2133.54309

	Na	**Ni**	**P**	**Pb I**	**Pb II**	**S**	**Sb**	**Se I**	**Se II**
	ppm	ppm	ppm	ppm	ppm	ppm	ppm	ppm	ppm
#1	48.83657	0.00027	-0.00529	-0.00374	0.00151	0.61095	0.00250	0.00148	0.00308
#2	49.37892	0.00058	-0.00717	0.00087	0.00026	0.64666	-0.00089	0.00768	0.00236
Mean	**49.10775**	**0.00042**	**-0.00623**	**-0.00143**	**0.00089**	**0.62881**	**0.00081**	**0.00458**	**0.00272**
%RSD	0.78093	51.55452	21.28621	227.11739	99.27934	4.01519	297.41362	95.75596	18.89885

	Si	**Sn**	**Sr**	**Th**	**Ti**	**Tl**	**U**	**V**	**Zn**
	ppm	ppm	ppm	ppm	ppm	ppm	ppm	ppm	ppm
#1	0.16451	-0.00016	0.24444	0.01287	0.00025	0.00377	-0.00045	0.00001	0.00174
#2	0.16631	-0.00030	0.24755	0.00845	0.00010	0.00970	0.00673	-0.00005	0.00214
Mean	**0.16541**	**-0.00023**	**0.24600**	**0.01066**	**0.00018**	**0.00673**	**0.00314**	**-0.00002**	**0.00194**
%RSD	0.77322	42.32024	0.89277	29.32845	59.65738	62.33309	161.58398	270.81857	14.50081

	Zr	**Pb**	**Se**
	ppm	calc	calc
#1	-0.00090	-0.00024	0.00255
#2	-0.00055	0.00047	0.00413
Mean	**-0.00072**	**0.00011**	**0.00334**
%RSD	33.69966	441.00247	33.46129

Method : Paragon File : 080917A Printed : 9/17/2008 20:52:36
SampleId1 : F080915-1MB SampleId2 : [SAMPLE]
Analysis commenced : 9/17/2008 11:27:07

Dilution ratio : 1.00000 to 1.00000 Tray : Position : TUBE4

Final concentrations

	Ag	Al	As	B	Ba	Be	Bi	Ca	Cd
	ppm	ppm	ppm	ppm	ppm	ppm	ppm	ppm	ppm
#1	-0.00012	0.02125	0.00404	-0.00402	0.00008	0.00032	0.00049	-0.01222	-0.00033
#2	0.00007	0.01358	0.00336	-0.00334	0.00013	0.00033	0.00074	-0.01100	-0.00007
Mean	**-0.00002**	**0.01741**	**0.00370**	**-0.00368**	**0.00010**	**0.00032**	**0.00062**	**-0.01161**	**-0.00020**
%RSD	538.38322	31.17848	12.90164	13.00733	38.19162	3.44790	29.42693	7.44255	95.16509

	Co	Cr	Cu	Fe	K	Li	Mg	Mn	Mo
	ppm	ppm	ppm	ppm	ppm	ppm	ppm	ppm	ppm
#1	0.00043	-0.00014	-0.00039	-0.00729	0.22498	0.00428	-0.02790	0.00016	0.00029
#2	0.00025	0.00005	-0.00040	-0.00729	0.21774	0.00426	-0.02309	0.00016	-0.00085
Mean	**0.00034**	**-0.00004**	**-0.00039**	**-0.00729**	**0.22136**	**0.00427**	**-0.02550**	**0.00016**	**-0.00028**
%RSD	36.52265	317.87689	0.97567	0.00000	2.31179	0.36747	13.33718	0.00000	285.86464

	Na	Ni	P	Pb I	Pb II	S	Sb	Se I	Se II
	ppm	ppm	ppm	ppm	ppm	ppm	ppm	ppm	ppm
#1	0.15954	-0.00064	0.00471	0.00227	-0.00174	0.03978	0.00065	0.00542	0.00198
#2	0.15932	0.00034	-0.00217	0.00307	-0.00178	0.05049	-0.00069	0.00069	-0.00353
Mean	**0.15943**	**-0.00015**	**0.00127**	**0.00267**	**-0.00176**	**0.04514**	**-0.00002**	**0.00306**	**-0.00077**
%RSD	0.09866	466.61138	382.31024	21.32957	1.83341	16.77405	4872.47082	109.35876	504.27831

	Si	Sn	Sr	Th	Ti	Tl	U	V	Zn
	ppm	ppm	ppm	ppm	ppm	ppm	ppm	ppm	ppm
#1	0.00855	0.00136	-0.00044	0.01334	0.00053	-0.00018	-0.00431	-0.00038	0.01410
#2	0.00957	0.00609	-0.00042	0.00542	0.00029	0.01255	0.00548	-0.00004	0.01430
Mean	**0.00906**	**0.00373**	**-0.00043**	**0.00938**	**0.00041**	**0.00618**	**0.00059**	**-0.00021**	**0.01420**
%RSD	7.95299	89.61564	2.77921	59.74886	41.36944	145.60674	1182.27447	117.01332	0.99250

	Zr	Pb	Se
	ppm	calc	calc
#1	-0.00152	-0.00040	0.00313
#2	-0.00046	-0.00017	-0.00212
Mean	**-0.00099**	**-0.00029**	**0.00050**
%RSD	76.04460	58.88309	739.97236

Method : Paragon File : 080917A Printed : 9/17/2008 20:52:36
SampleId1 : 0809093-1 SampleId2 : [SAMPLE]
Analysis commenced : 9/17/2008 11:29:02
Dilution ratio : 1.00000 to 1.00000 Tray : Position : TUBE5

Final concentrations

	Ag	Al	As	B	Ba	Be	Bi	Ca	Cd
	ppm	ppm	ppm	ppm	ppm	ppm	ppm	ppm	ppm
#1	-0.00024	0.02551	0.00224	0.03257	0.06696	0.00038	0.00544	56.77702	0.00035
#2	-0.00064	0.01521	0.00224	0.03185	0.06693	0.00043	0.00239	56.56500	-0.00031

Mean	**-0.00044**	**0.02036**	**0.00224**	**0.03221**	**0.06694**	**0.00041**	**0.00392**	**56.67101**	**0.00002**
%RSD	63.21698	35.77943	0.00000	1.59186	0.02976	8.68465	55.09455	0.26455	2369.13615

	Co	**Cr**	**Cu**	**Fe**	**K**	**Li**	**Mg**	**Mn**	**Mo**
	ppm	ppm	ppm	ppm	ppm	ppm	ppm	ppm	ppm
#1	0.00064	0.00128	0.00120	-0.00572	1.67088	0.01011	17.77064	0.02302	0.00539
#2	0.00029	0.00059	0.00055	-0.00589	1.66833	0.01009	17.74721	0.02302	0.00557
Mean	**0.00047**	**0.00093**	**0.00087**	**-0.00581**	**1.66960**	**0.01010**	**17.75892**	**0.02302**	**0.00548**
%RSD	53.89109	52.38810	52.54577	2.12127	0.10824	0.15534	0.09329	0.00000	2.43702

	Na	**Ni**	**P**	**Pb I**	**Pb II**	**S**	**Sb**	**Se I**	**Se II**
	ppm	ppm	ppm	ppm	ppm	ppm	ppm	ppm	ppm
#1	31.84781	0.00186	0.01628	-0.00075	-0.00176	14.29032	0.00130	0.00809	0.00583
#2	31.79625	0.00072	0.01472	0.00031	-0.00082	14.14975	-0.00004	-0.00030	0.00866
Mean	**31.82203**	**0.00129**	**0.01550**	**-0.00022**	**-0.00129**	**14.22003**	**0.00063**	**0.00390**	**0.00724**
%RSD	0.11456	62.46489	7.13287	344.87571	51.86587	0.69901	149.27158	152.28617	27.63228

	Si	**Sn**	**Sr**	**Th**	**Ti**	**Tl**	**U**	**V**	**Zn**
	ppm	ppm	ppm	ppm	ppm	ppm	ppm	ppm	ppm
#1	8.17931	0.00734	0.58879	0.00560	0.00039	0.01650	-0.00366	0.01092	0.00254
#2	8.17682	0.00095	0.58770	0.00432	0.00030	0.00147	-0.01345	0.01035	0.00354
Mean	**8.17807**	**0.00414**	**0.58825**	**0.00496**	**0.00034**	**0.00899**	**-0.00855**	**0.01064**	**0.00304**
%RSD	0.02152	109.04036	0.13100	18.22371	18.29525	118.27798	80.93804	3.73451	23.18009

	Zr	**Pb**	**Se**
	ppm	calc	calc
#1	-0.00402	-0.00142	0.00658
#2	-0.00394	-0.00044	0.00568
Mean	**-0.00398**	**-0.00093**	**0.00613**
%RSD	1.47487	74.63389	10.44740

Method : Paragon File : 080917A Printed : 9/17/2008 20:52:37
SampleId1 : 0809093-2 **SampleId2 :** **[SAMPLE]**
Analysis commenced : 9/17/2008 11:30:57
Dilution ratio : 1.00000 to 1.00000 Tray : Position : TUBE6

Final concentrations

	Ag	**Al**	**As**	**B**	**Ba**	**Be**	**Bi**	**Ca**	**Cd**
	ppm	ppm	ppm	ppm	ppm	ppm	ppm	ppm	ppm
#1	-0.00025	0.01975	0.02743	0.06202	0.06239	0.00046	0.00405	56.32324	-0.00014
#2	-0.00051	0.02101	0.01911	0.06216	0.06259	0.00051	0.00277	56.33458	0.00023
Mean	**-0.00038**	**0.02038**	**0.02327**	**0.06209**	**0.06249**	**0.00048**	**0.00341**	**56.32891**	**0.00005**
%RSD	48.94831	4.38683	25.29579	0.16521	0.22311	7.20527	26.39844	0.01423	550.67860

	Co	**Cr**	**Cu**	**Fe**	**K**	**Li**	**Mg**	**Mn**	**Mo**
	ppm	ppm	ppm	ppm	ppm	ppm	ppm	ppm	ppm
#1	0.00087	0.00061	-0.00030	-0.00398	2.74512	0.01303	18.48180	0.06807	0.07926
#2	0.00123	0.00044	-0.00020	-0.00302	2.75727	0.01303	18.54504	0.06800	0.07845
Mean	**0.00105**	**0.00052**	**-0.00025**	**-0.00350**	**2.75120**	**0.01303**	**18.51342**	**0.06804**	**0.07885**

%RSD	23.97509	22.70850	28.02433	19.36440	0.31213	0.01504	0.24153	0.06758	0.72022

	Na	**Ni**	**P**	**Pb I**	**Pb II**	**S**	**Sb**	**Se I**	**Se II**
	ppm	ppm	ppm	ppm	ppm	ppm	ppm	ppm	ppm
#1	45.18819	0.00217	0.00002	-0.00111	-0.00040	16.56659	-0.00209	0.00309	-0.00135
#2	45.56280	0.00237	0.01722	-0.00083	-0.00259	16.58826	-0.00097	-0.00283	0.00576
Mean	**45.37550**	**0.00227**	**0.00862**	**-0.00097**	**-0.00149**	**16.57742**	**-0.00153**	**0.00013**	**0.00220**
%RSD	0.58376	6.20687	141.06771	20.36477	103.54659	0.09240	52.10017	3197.47009	228.29754

	Si	**Sn**	**Sr**	**Th**	**Ti**	**Tl**	**U**	**V**	**Zn**
	ppm	ppm	ppm	ppm	ppm	ppm	ppm	ppm	ppm
#1	7.98165	0.00511	0.59538	0.00472	0.00140	0.00934	0.00026	0.01475	0.00733
#2	8.02607	0.00109	0.59681	-0.00109	0.00120	0.00513	-0.01019	0.01472	0.00653
Mean	**8.00386**	**0.00310**	**0.59609**	**0.00181**	**0.00130**	**0.00723**	**-0.00496**	**0.01474**	**0.00693**
%RSD	0.39244	91.86104	0.16900	226.30333	10.60785	41.19163	148.74034	0.14858	8.13912

	Zr	**Pb**	**Se**
	ppm	calc	calc
#1	-0.00396	-0.00064	0.00013
#2	-0.00360	-0.00200	0.00290
Mean	**-0.00378**	**-0.00132**	**0.00151**
%RSD	6.83364	73.13349	129.69161

Method : Paragon File : 080917A Printed : 9/17/2008 20:52:37
SampleId1 : 0809093-3 **SampleId2 :** **[SAMPLE]**
Analysis commenced : 9/17/2008 11:32:52
Dilution ratio : 1.00000 to 1.00000 Tray : Position : TUBE7

Final concentrations

	Ag	**Al**	**As**	**B**	**Ba**	**Be**	**Bi**	**Ca**	**Cd**
	ppm	ppm	ppm	ppm	ppm	ppm	ppm	ppm	ppm
#1	-0.00043	0.02836	0.00269	0.02585	0.13321	0.00054	0.00226	133.80107	-0.00014
#2	-0.00038	0.01828	0.00482	0.02677	0.13234	0.00054	0.00379	133.30962	0.00007
Mean	**-0.00041**	**0.02332**	**0.00375**	**0.02631**	**0.13277**	**0.00054**	**0.00303**	**133.55535**	**-0.00004**
%RSD	8.66608	30.56668	40.24326	2.46816	0.46540	0.01846	35.73508	0.26020	392.32077

	Co	**Cr**	**Cu**	**Fe**	**K**	**Li**	**Mg**	**Mn**	**Mo**
	ppm	ppm	ppm	ppm	ppm	ppm	ppm	ppm	ppm
#1	0.00038	0.00076	-0.00001	-0.00406	1.70879	0.01981	47.61735	0.01770	0.00350
#2	0.00103	0.00150	0.00016	-0.00311	1.70709	0.01964	47.41586	0.01776	0.00458
Mean	**0.00071**	**0.00113**	**0.00008**	**-0.00358**	**1.70794**	**0.01972**	**47.51660**	**0.01773**	**0.00404**
%RSD	65.08383	46.32822	162.56874	18.89401	0.07054	0.62586	0.29984	0.25915	19.00779

	Na	**Ni**	**P**	**Pb I**	**Pb II**	**S**	**Sb**	**Se I**	**Se II**
	ppm	ppm	ppm	ppm	ppm	ppm	ppm	ppm	ppm
#1	57.56905	0.00098	0.03442	-0.00497	0.00129	23.71422	-0.00098	0.00517	0.00656
#2	56.80969	0.00188	0.03411	-0.00085	-0.00039	23.63078	0.00026	0.00650	0.00198
Mean	**57.18937**	**0.00143**	**0.03426**	**-0.00291**	**0.00045**	**23.67250**	**-0.00036**	**0.00584**	**0.00427**
%RSD	0.93889	44.85790	0.64542	100.24160	264.99722	0.24923	243.89983	16.15159	75.76741

ted: 9/17/2008 20:54:44 User: ROY FRENCH

	Si	Sn	Sr	Th	Ti	Tl	U	V	Zn
	ppm	ppm	ppm	ppm	ppm	ppm	ppm	ppm	ppm
#1	9.78746	0.00664	1.65862	-0.00153	0.00016	0.00788	-0.01475	0.01089	0.00135
#2	9.69606	0.00498	1.64949	0.00123	0.00009	0.01229	0.00744	0.01098	-0.00025
Mean	**9.74176**	**0.00581**	**1.65405**	**-0.00015**	**0.00013**	**0.01009**	**-0.00366**	**0.01093**	**0.00055**
%RSD	0.66344	20.28394	0.39051	1284.67801	34.98115	30.91861	428.78961	0.60698	205.49405

	Zr	Pb	Se
	ppm	calc	calc
#1	-0.00458	-0.00079	0.00610
#2	-0.00429	-0.00054	0.00349
Mean	**-0.00443**	**-0.00067**	**0.00479**
%RSD	4.66387	26.38439	38.47856

Method : Paragon File : 080917A Printed : 9/17/2008 20:52:38
SampleId1 : 0809093-4 SampleId2 : [SAMPLE]
Analysis commenced : 9/17/2008 11:34:47
Dilution ratio : 1.00000 to 1.00000 Tray : Position : TUBE8

Final concentrations

	Ag	Al	As	B	Ba	Be	Bi	Ca	Cd
	ppm	ppm	ppm	ppm	ppm	ppm	ppm	ppm	ppm
#1	-0.00018	0.03031	0.00707	0.02692	0.13152	0.00061	-0.00268	133.21839	0.00009
#2	-0.00037	0.02546	0.00876	0.02779	0.13259	0.00066	-0.00015	134.03465	0.00000
Mean	**-0.00028**	**0.02788**	**0.00792**	**0.02735**	**0.13205**	**0.00064**	**-0.00142**	**133.62652**	**0.00004**
%RSD	48.48774	12.29204	15.07009	2.24943	0.57359	5.35810	126.60468	0.43194	155.69675

	Co	Cr	Cu	Fe	K	Li	Mg	Mn	Mo
	ppm	ppm	ppm	ppm	ppm	ppm	ppm	ppm	ppm
#1	0.00091	0.00063	0.00007	-0.00389	1.80719	0.01993	47.35583	0.02211	0.00331
#2	0.00050	0.00134	-0.00002	-0.00363	1.82039	0.02014	47.74117	0.02224	0.00321
Mean	**0.00071**	**0.00099**	**0.00003**	**-0.00376**	**1.81379**	**0.02004**	**47.54850**	**0.02218**	**0.00326**
%RSD	41.36002	50.48096	229.08353	4.91416	0.51480	0.71385	0.57306	0.41431	2.04773

	Na	Ni	P	Pb I	Pb II	S	Sb	Se I	Se II
	ppm	ppm	ppm	ppm	ppm	ppm	ppm	ppm	ppm
#1	57.21761	0.00060	0.03286	-0.00458	0.00190	23.69608	0.00232	0.00665	0.00459
#2	58.03633	-0.00008	0.02816	-0.00313	0.00056	23.78678	0.00025	0.01166	0.00713
Mean	**57.62697**	**0.00026**	**0.03051**	**-0.00386**	**0.00123**	**23.74143**	**0.00128**	**0.00915**	**0.00586**
%RSD	1.00460	182.74360	10.87182	26.53023	77.26224	0.27013	113.70813	38.74369	30.64965

	Si	Sn	Sr	Th	Ti	Tl	U	V	Zn
	ppm	ppm	ppm	ppm	ppm	ppm	ppm	ppm	ppm
#1	9.78002	0.00928	1.63914	-0.00057	0.00021	0.01057	0.00809	0.01017	0.00274
#2	9.90714	0.00692	1.65287	-0.00317	0.00004	0.00856	-0.00562	0.01076	0.00274
Mean	**9.84358**	**0.00810**	**1.64600**	**-0.00187**	**0.00013**	**0.00956**	**0.00124**	**0.01046**	**0.00274**
%RSD	0.91318	20.60667	0.58966	98.15801	94.94882	14.88706	784.24698	4.00656	0.00000

	Zr	Pb	SeNCH
	ppm	calc	calc
#1	-0.00451	-0.00026	0.00528
#2	-0.00437	-0.00067	0.00864
Mean	**-0.00444**	**-0.00047**	**0.00696**
%RSD	2.19830	62.51626	34.19451

Method : Paragon File : 080917A Printed : 9/17/2008 20:52:38
SampleId1 : 0809093-5 **SampleId2 :** **[SAMPLE]**
Analysis commenced : 9/17/2008 11:36:42
Dilution ratio : 1.00000 to 1.00000 Tray : Position : TUBE9

Final concentrations

	Ag	Al	As	B	Ba	Be	Bi	Ca	Cd
	ppm	ppm	ppm	ppm	ppm	ppm	ppm	ppm	ppm
#1	-0.00065	0.04785	0.01675	0.07004	0.14891	0.00063	0.00392	101.99460	0.00005
#2	0.00002	0.05063	0.01731	0.06864	0.14993	0.00066	-0.00167	102.23920	0.00002
Mean	**-0.00032**	**0.04924**	**0.01703**	**0.06934**	**0.14942**	**0.00065**	**0.00113**	**102.11690**	**0.00004**
%RSD	148.36525	3.99835	2.33570	1.43002	0.48033	3.49025	349.99461	0.16937	65.04471

	Co	Cr	Cu	Fe	K	Li	Mg	Mn	Mo
	ppm	ppm	ppm	ppm	ppm	ppm	ppm	ppm	ppm
#1	0.00212	0.00005	0.00063	-0.00006	3.95622	0.02191	31.44383	0.16289	0.89324
#2	0.00171	-0.00032	0.00091	0.00064	3.97413	0.02199	31.54317	0.16334	0.89552
Mean	**0.00192**	**-0.00014**	**0.00077**	**0.00029**	**3.96518**	**0.02195**	**31.49350**	**0.16312**	**0.89438**
%RSD	15.26658	195.45625	25.78372	169.71752	0.31930	0.24097	0.22303	0.19764	0.18044

	Na	Ni	P	Pb I	Pb II	S	Sb	Se I	Se II
	ppm	ppm	ppm	ppm	ppm	ppm	ppm	ppm	ppm
#1	79.90508	0.01928	0.00721	-0.00026	0.00102	50.00369	0.01522	0.01275	0.02251
#2	80.33577	0.01788	0.02066	-0.00070	-0.00108	50.25846	0.01204	0.01508	0.02287
Mean	**80.12043**	**0.01858**	**0.01394**	**-0.00048**	**-0.00003**	**50.13107**	**0.01363**	**0.01392**	**0.02269**
%RSD	0.38010	5.31589	68.22357	64.19691	4802.35988	0.35936	16.46055	11.84581	1.13051

	Si	Sn	Sr	Th	Ti	Tl	U	V	Zn
	ppm	ppm	ppm	ppm	ppm	ppm	ppm	ppm	ppm
#1	8.29179	0.00053	1.19274	0.00207	0.00120	0.00638	0.01070	0.00789	0.00234
#2	8.32239	0.00247	1.19831	-0.00174	0.00106	0.00160	0.01070	0.00839	0.00194
Mean	**8.30709**	**0.00150**	**1.19552**	**0.00017**	**0.00113**	**0.00399**	**0.01070**	**0.00814**	**0.00214**
%RSD	0.26047	91.47296	0.32906	1613.10929	8.86310	84.79751	0.00314	4.33788	13.15226

	Zr	Pb	Se
	ppm	calc	calc
#1	-0.00492	0.00059	0.01926
#2	-0.00462	-0.00095	0.02028
Mean	**-0.00477**	**-0.00018**	**0.01977**
%RSD	4.54609	609.16371	3.64284

Method : Paragon File : 080917A Printed : 9/17/2008 20:52:39

SampleId1 : 0809093-6 **SampleId2 :** **[SAMPLE]**
Analysis commenced : 9/17/2008 11:38:37
Dilution ratio : 1.00000 to 1.00000 Tray : Position : TUBE10

Final concentrations

	Ag	Al	As	B	Ba	Be	Bi	Ca	Cd
	ppm	ppm	ppm	ppm	ppm	ppm	ppm	ppm	ppm
#1	-0.00043	0.03804	0.00235	0.02029	0.06335	0.00054	0.00239	56.58135	-0.00005
#2	-0.00017	0.03653	0.00032	0.02121	0.06341	0.00057	-0.00027	56.35382	-0.00006
Mean	**-0.00030**	**0.03728**	**0.00134**	**0.02075**	**0.06338**	**0.00055**	**0.00106**	**56.46758**	**-0.00006**
%RSD	60.15182	2.87227	107.09033	3.12911	0.06285	4.10177	177.59054	0.28491	11.02078

	Co	Cr	Cu	Fe	K	Li	Mg	Mn	Mo
	ppm	ppm	ppm	ppm	ppm	ppm	ppm	ppm	ppm
#1	0.00016	0.00044	0.00036	-0.00023	2.01272	0.01028	16.47739	0.06644	0.00727
#2	0.00105	0.00046	0.00035	-0.00041	2.00037	0.01027	16.45732	0.06625	0.00576
Mean	**0.00061**	**0.00045**	**0.00036**	**-0.00032**	**2.00655**	**0.01028**	**16.46736**	**0.06635**	**0.00652**
%RSD	103.35783	3.28066	1.64712	38.56695	0.43536	0.05724	0.08620	0.20791	16.38956

	Na	Ni	P	Pb I	Pb II	S	Sb	Se I	Se II
	ppm	ppm	ppm	ppm	ppm	ppm	ppm	ppm	ppm
#1	25.79170	0.00041	0.04505	-0.00075	0.00024	11.08217	-0.00136	-0.00297	0.00286
#2	25.95691	0.00147	0.04818	-0.00308	0.00028	11.05340	0.00058	0.00447	0.00597
Mean	**25.87431**	**0.00094**	**0.04662**	**-0.00192**	**0.00026**	**11.06779**	**-0.00039**	**0.00075**	**0.00442**
%RSD	0.45149	79.14876	4.74412	85.89012	10.51882	0.18383	354.78714	701.23544	49.88710

	Si	Sn	Sr	Th	Ti	Tl	U	V	Zn
	ppm	ppm	ppm	ppm	ppm	ppm	ppm	ppm	ppm
#1	10.68622	0.00539	0.47171	0.00837	0.00098	0.00740	-0.01345	0.00630	0.00174
#2	10.71613	0.00247	0.47067	0.01345	0.00103	0.00770	0.00156	0.00677	0.00174
Mean	**10.70118**	**0.00393**	**0.47119**	**0.01091**	**0.00101**	**0.00755**	**-0.00595**	**0.00653**	**0.00174**
%RSD	0.19766	52.42764	0.15665	32.93001	3.73309	2.75099	178.52192	5.06478	0.00000

	Zr	Pb	Se
	ppm	calc	calc
#1	-0.00567	-0.00009	0.00092
#2	-0.00581	-0.00084	0.00547
Mean	**-0.00574**	**-0.00046**	**0.00320**
%RSD	1.66699	114.71059	100.86065

Method : Paragon File : 080917A Printed : 9/17/2008 20:52:39
SampleId1 : CCV **SampleId2 :** **[CV]**
Analysis commenced : 9/17/2008 11:40:34
Dilution ratio : 1.00000 to 1.00000 Tray : Position : STD6

Final concentrations

	Ag	Al	As	B	Ba	Be	Bi	Ca	Cd
	ppm	ppm	ppm	ppm	ppm	ppm	ppm	ppm	ppm

#1	0.19385	50.17785	0.49560	0.99205	0.97193	0.48668	0.51807	49.84280	0.49101
#2	0.19333	50.30062	0.49209	0.99454	0.97096	0.48558	0.51896	49.83705	0.49114
Mean	**0.19359**	**50.23924**	**0.49384**	**0.99330**	**0.97145**	**0.48613**	**0.51852**	**49.83993**	**0.49107**
%RSD	0.19245	0.17280	0.50230	0.17695	0.07037	0.16015	0.12087	0.00816	0.01855

	Co	**Cr**	**Cu**	**Fe**	**K**	**Li**	**Mg**	**Mn**	**Mo**
	ppm	ppm	ppm	ppm	ppm	ppm	ppm	ppm	ppm
#1	0.48723	0.98335	0.99336	19.71264	50.09053	0.52825	49.92913	0.98489	1.00307
#2	0.48735	0.98142	0.99205	19.67210	50.07926	0.52843	49.94228	0.98350	1.00278
Mean	**0.48729**	**0.98239**	**0.99270**	**19.69237**	**50.08490**	**0.52834**	**49.93571**	**0.98419**	**1.00293**
%RSD	0.01733	0.13867	0.09329	0.14556	0.01592	0.02389	0.01861	0.09961	0.02013

	Na	**Ni**	**P**	**Pb I**	**Pb II**	**S**	**Sb**	**Se I**	**Se II**
	ppm	ppm	ppm	ppm	ppm	ppm	ppm	ppm	ppm
#1	48.28367	0.97810	4.71440	0.95941	0.95954	4.94858	0.49678	0.98683	0.97390
#2	48.40974	0.97765	4.69064	0.96589	0.94800	4.90560	0.50069	0.98617	0.96677
Mean	**48.34670**	**0.97788**	**4.70252**	**0.96265**	**0.95377**	**4.92709**	**0.49874**	**0.98650**	**0.97034**
%RSD	0.18438	0.03306	0.35718	0.47592	0.85507	0.61676	0.55374	0.04791	0.51889

	Si	**Sn**	**Sr**	**Th**	**Ti**	**Tl**	**U**	**V**	**Zn**
	ppm	ppm	ppm	ppm	ppm	ppm	ppm	ppm	ppm
#1	4.81355	0.96702	0.49400	0.29828	0.48028	0.51588	4.92543	0.48597	0.96645
#2	4.81762	0.97220	0.49264	0.30095	0.47967	0.51778	4.92219	0.48339	0.96747
Mean	**4.81559**	**0.96961**	**0.49332**	**0.29961**	**0.47997**	**0.51683**	**4.92381**	**0.48468**	**0.96696**
%RSD	0.05971	0.37781	0.19511	0.62974	0.09030	0.26049	0.04658	0.37659	0.07391

	Zr	**Pb**	**Se**
	ppm	calc	calc
#1	0.97320	0.95950	0.97820
#2	0.97106	0.95396	0.97323
Mean	**0.97213**	**0.95673**	**0.97572**
%RSD	0.15604	0.40911	0.36032

Method : Paragon File : 080917A Printed : 9/17/2008 20:52:40
SampleId1 : CCB **SampleId2 :** **[CB]**
Analysis commenced : 9/17/2008 11:42:41
Dilution ratio : 1.00000 to 1.00000 Tray : Position : STD2

Final concentrations

	Ag	**Al**	**As**	**B**	**Ba**	**Be**	**Bi**	**Ca**	**Cd**
	ppm	ppm	ppm	ppm	ppm	ppm	ppm	ppm	ppm
#1	-0.00059	0.03015	-0.00103	-0.00295	0.00019	0.00032	0.00112	-0.05815	0.00033
#2	0.00068	0.03146	-0.00485	-0.00339	0.00013	0.00033	-0.00345	-0.05791	0.00027
Mean	**0.00004**	**0.03080**	**-0.00294**	**-0.00317**	**0.00016**	**0.00032**	**-0.00117**	**-0.05803**	**0.00030**
%RSD	2088.80478	3.01544	92.06057	9.70017	24.79798	3.80265	277.18559	0.29771	14.86840

	Co	**Cr**	**Cu**	**Fe**	**K**	**Li**	**Mg**	**Mn**	**Mo**
	ppm	ppm	ppm	ppm	ppm	ppm	ppm	ppm	ppm
#1	-0.00022	-0.00012	-0.00189	-0.00546	0.18645	0.00551	-0.02457	0.00022	-0.00061

#2	-0.00010	-0.00031	-0.00188	-0.00572	0.16517	0.00547	-0.02087	0.00029	-0.00089
Mean	**-0.00016**	**-0.00021**	**-0.00189**	**-0.00559**	**0.17581**	**0.00549**	**-0.02272**	**0.00025**	**-0.00075**
%RSD	52.59853	65.25602	0.19013	3.30588	8.56088	0.57182	11.51209	18.12240	26.62193

	Na	**Ni**	**P**	**Pb I**	**Pb II**	**S**	**Sb**	**Se I**	**Se II**
	ppm	ppm	ppm	ppm	ppm	ppm	ppm	ppm	ppm
#1	0.16613	-0.00024	0.00033	-0.00063	-0.00126	0.00052	0.00127	-0.00128	0.00104
#2	0.16515	-0.00008	0.00721	0.00094	0.00077	0.01123	-0.00275	-0.00020	-0.00367
Mean	**0.16564**	**-0.00016**	**0.00377**	**0.00016**	**-0.00025**	**0.00588**	**-0.00074**	**-0.00074**	**-0.00132**
%RSD	0.41785	73.28999	128.89593	713.03000	579.91880	128.82726	382.59931	103.71551	253.32717

	Si	**Sn**	**Sr**	**Th**	**Ti**	**Tl**	**U**	**V**	**Zn**
	ppm	ppm	ppm	ppm	ppm	ppm	ppm	ppm	ppm
#1	0.00803	0.00012	-0.00042	0.00846	-0.00003	0.00260	-0.00105	0.00040	0.00015
#2	0.00869	-0.00544	-0.00040	0.00673	-0.00014	-0.00248	-0.01018	-0.00032	-0.00025
Mean	**0.00836**	**-0.00266**	**-0.00041**	**0.00759**	**-0.00008**	**0.00006**	**-0.00562**	**0.00004**	**-0.00005**
%RSD	5.59487	147.56791	2.89291	16.10865	90.74934	6284.06865	115.04598	1190.66455	572.08315

	Zr	**Pb**	**Se**
	ppm	calc	calc
#1	-0.00014	-0.00105	0.00027
#2	-0.00026	0.00083	-0.00251
Mean	**-0.00020**	**-0.00011**	**-0.00112**
%RSD	40.79618	1174.75999	175.12318

Method : Paragon File : 080917A Printed : 9/17/2008 20:52:40
SampleId1 : 0809093-7 **SampleId2 :** **[SAMPLE]**
Analysis commenced : 9/17/2008 11:44:49
Dilution ratio : 1.00000 to 1.00000 Tray : Position : TUBE11

Final concentrations

	Ag	**Al**	**As**	**B**	**Ba**	**Be**	**Bi**	**Ca**	**Cd**
	ppm	ppm	ppm	ppm	ppm	ppm	ppm	ppm	ppm
#1	-0.00103	0.04264	0.00606	0.02619	0.14846	0.00052	0.00086	138.58852	-0.00020
#2	-0.00078	0.03684	0.00010	0.02624	0.14976	0.00053	-0.00142	138.31101	-0.00045
Mean	**-0.00091**	**0.03974**	**0.00308**	**0.02622**	**0.14911**	**0.00052**	**-0.00028**	**138.44977**	**-0.00033**
%RSD	19.97711	10.31120	136.84990	0.13038	0.61503	2.07995	584.76016	0.14173	54.06659

	Co	**Cr**	**Cu**	**Fe**	**K**	**Li**	**Mg**	**Mn**	**Mo**
	ppm	ppm	ppm	ppm	ppm	ppm	ppm	ppm	ppm
#1	0.00094	0.00079	0.00008	-0.00432	1.64660	0.01842	46.29495	0.02601	0.00279
#2	0.00041	-0.00006	0.00064	-0.00432	1.63957	0.01851	46.34258	0.02588	0.00364
Mean	**0.00067**	**0.00037**	**0.00036**	**-0.00432**	**1.64309**	**0.01846**	**46.31876**	**0.02595**	**0.00321**
%RSD	56.02001	163.72544	108.15076	0.00000	0.30245	0.35020	0.07272	0.35416	18.70033

	Na	**Ni**	**P**	**Pb I**	**Pb II**	**S**	**Sb**	**Se I**	**Se II**
	ppm	ppm	ppm	ppm	ppm	ppm	ppm	ppm	ppm
#1	56.45937	0.00009	0.04130	-0.00622	0.00048	22.33265	0.00036	-0.00147	0.00242
#2	56.90237	-0.00004	0.02723	-0.00339	0.00007	22.27828	-0.00251	0.00940	0.00481

Mean	**56.68087**	**0.00002**	**0.03426**	**-0.00481**	**0.00028**	**22.30546**	**-0.00108**	**0.00396**	**0.00362**
%RSD	0.55266	375.90818	29.04363	41.63035	106.06461	0.17235	188.04295	194.02431	46.68957

	Si	**Sn**	**Sr**	**Th**	**Ti**	**Tl**	**U**	**V**	**Zn**
	ppm	ppm	ppm	ppm	ppm	ppm	ppm	ppm	ppm
#1	9.71130	0.00414	1.61679	-0.00811	0.00025	0.01170	-0.01932	0.00839	-0.00045
#2	9.73706	0.00831	1.62293	-0.00118	0.00010	0.00157	-0.00040	0.00901	0.00055
Mean	**9.72418**	**0.00623**	**1.61986**	**-0.00464**	**0.00018**	**0.00664**	**-0.00986**	**0.00870**	**0.00005**
%RSD	0.18732	47.32099	0.26793	105.60310	59.65738	107.99313	135.74835	5.07136	1398.53018

	Zr	**Pb**	**Se**
	ppm	calc	calc
#1	-0.00419	-0.00175	0.00113
#2	-0.00469	-0.00108	0.00634
Mean	**-0.00444**	**-0.00142**	**0.00373**
%RSD	8.02002	33.21625	98.78055

Method : Paragon File : 080917A Printed : 9/17/2008 20:52:41
SampleId1 : 0809093-8 **SampleId2 :** **[SAMPLE]**
Analysis commenced : 9/17/2008 11:46:45
Dilution ratio : 1.00000 to 1.00000 Tray : Position : TUBE12

Final concentrations

	Ag	**Al**	**As**	**B**	**Ba**	**Be**	**Bi**	**Ca**	**Cd**
	ppm	ppm	ppm	ppm	ppm	ppm	ppm	ppm	ppm
#1	-0.00011	0.03672	0.01630	0.03107	0.25176	0.00069	0.00277	117.08285	-0.00003
#2	-0.00046	0.03181	0.01472	0.03175	0.24922	0.00071	0.00240	116.30663	-0.00008
Mean	**-0.00029**	**0.03426**	**0.01551**	**0.03141**	**0.25049**	**0.00070**	**0.00259**	**116.69474**	**-0.00006**
%RSD	87.26886	10.13607	7.18021	1.52345	0.71705	1.54710	10.25426	0.47034	54.06181

	Co	**Cr**	**Cu**	**Fe**	**K**	**Li**	**Mg**	**Mn**	**Mo**
	ppm	ppm	ppm	ppm	ppm	ppm	ppm	ppm	ppm
#1	0.00079	0.00009	-0.00011	-0.00694	1.57590	0.01549	37.44946	0.03550	0.00293
#2	0.00096	0.00065	-0.00003	-0.00702	1.57654	0.01540	37.20443	0.03544	0.00378
Mean	**0.00087**	**0.00037**	**-0.00007**	**-0.00698**	**1.57622**	**0.01545**	**37.32695**	**0.03547**	**0.00336**
%RSD	14.12014	108.47630	79.21793	0.88202	0.02866	0.44410	0.46416	0.12957	17.91089

	Na	**Ni**	**P**	**Pb I**	**Pb II**	**S**	**Sb**	**Se I**	**Se II**
	ppm	ppm	ppm	ppm	ppm	ppm	ppm	ppm	ppm
#1	49.45511	-0.00028	0.01816	-0.00383	0.00157	19.17551	0.00674	0.01158	0.01460
#2	49.08043	0.00136	0.01534	0.00218	0.00064	18.99107	0.00798	0.01466	0.01503
Mean	**49.26777**	**0.00054**	**0.01675**	**-0.00083**	**0.00111**	**19.08329**	**0.00736**	**0.01312**	**0.01482**
%RSD	0.53775	213.43518	11.88051	514.39298	59.36878	0.68342	11.88059	16.61238	2.05202

	Si	**Sn**	**Sr**	**Th**	**Ti**	**Tl**	**U**	**V**	**Zn**
	ppm	ppm	ppm	ppm	ppm	ppm	ppm	ppm	ppm
#1	9.97605	0.01011	1.38231	0.00654	0.00003	0.00330	0.00091	0.05402	0.00095
#2	9.91425	0.00859	1.37060	0.00109	0.00009	0.00044	0.02245	0.05470	0.00055
Mean	**9.94515**	**0.00935**	**1.37645**	**0.00381**	**0.00006**	**0.00187**	**0.01168**	**0.05436**	**0.00075**

%RSD	0.43945	11.55294	0.60190	101.18544	69.22956	107.94721	130.38412	0.89332	37.68447

	Zr	Pb	Se
	ppm	calc	calc
#1	-0.00505	-0.00023	0.01360
#2	-0.00407	0.00115	0.01491
Mean	**-0.00456**	**0.00046**	**0.01425**
%RSD	15.22073	210.53586	6.51514

Method : Paragon File : 080917A Printed : 9/17/2008 20:52:41
SampleId1 : 0809093-8L 5X **SampleId2 :** **[SAMPLE]**
Analysis commenced : 9/17/2008 11:48:41
Dilution ratio : 1.00000 to 1.00000 Tray : Position : TUBE13

Final concentrations

	Ag	Al	As	B	Ba	Be	Bi	Ca	Cd
	ppm	ppm	ppm	ppm	ppm	ppm	ppm	ppm	ppm
#1	-0.00012	0.04086	0.00392	0.00536	0.04978	0.00056	-0.00180	22.06169	0.00017
#2	-0.00066	0.04970	0.00212	0.00594	0.04952	0.00058	-0.00091	22.00775	0.00026
Mean	**-0.00039**	**0.04528**	**0.00302**	**0.00565**	**0.04965**	**0.00057**	**-0.00135**	**22.03472**	**0.00021**
%RSD	96.77012	13.80540	42.08217	7.25912	0.36102	2.09645	46.46387	0.17310	30.13294

	Co	Cr	Cu	Fe	K	Li	Mg	Mn	Mo
	ppm	ppm	ppm	ppm	ppm	ppm	ppm	ppm	ppm
#1	-0.00027	-0.00015	-0.00105	-0.00685	0.37696	0.00712	7.08249	0.00730	0.00019
#2	0.00032	0.00011	-0.00068	-0.00668	0.38165	0.00712	7.07248	0.00724	0.00005
Mean	**0.00003**	**-0.00002**	**-0.00086**	**-0.00676**	**0.37930**	**0.00712**	**7.07749**	**0.00727**	**0.00012**
%RSD	1511.41377	1186.19325	30.62294	1.82083	0.87303	0.00000	0.10000	0.63194	82.75397

	Na	Ni	P	Pb I	Pb II	S	Sb	Se I	Se II
	ppm	ppm	ppm	ppm	ppm	ppm	ppm	ppm	ppm
#1	8.56833	-0.00040	0.00659	0.00294	0.00190	3.51674	0.00209	-0.00012	0.00387
#2	8.56983	0.00032	0.01003	0.00144	0.00232	3.50243	0.00456	0.00112	0.00539
Mean	**8.56908**	**-0.00004**	**0.00831**	**0.00219**	**0.00211**	**3.50959**	**0.00333**	**0.00050**	**0.00463**
%RSD	0.01244	1295.52650	29.27610	48.56092	14.06868	0.28834	52.42389	175.82265	23.25641

	Si	Sn	Sr	Th	Ti	Tl	U	V	Zn
	ppm	ppm	ppm	ppm	ppm	ppm	ppm	ppm	ppm
#1	1.89683	-0.00183	0.26901	0.01177	0.00021	0.00454	0.00091	0.01132	0.00055
#2	1.89383	-0.00155	0.26790	0.00602	0.00010	-0.00235	0.00222	0.01098	0.00115
Mean	**1.89533**	**-0.00169**	**0.26845**	**0.00890**	**0.00016**	**0.00109**	**0.00156**	**0.01115**	**0.00085**
%RSD	0.11173	11.62697	0.29154	45.74238	48.07591	446.08839	59.00427	2.17645	49.88090

	Zr	Pb	Se
	ppm	calc	calc
#1	-0.00140	0.00225	0.00254
#2	-0.00117	0.00203	0.00397
Mean	**-0.00128**	**0.00214**	**0.00325**
%RSD	12.69988	7.27314	31.04076

ted: 9/17/2008 20:54:44 User: ROY FRENCH
Method : Paragon File : 080917A Printed : 9/17/2008 20:52:42
SampleId1 : 0809093-8MS SampleId2 : [SAMPLE]
Analysis commenced : 9/17/2008 11:50:38
Dilution ratio : 1.00000 to 1.00000 Tray : Position : TUBE14

Final concentrations

	Ag	Al	As	B	Ba	Be	Bi	Ca	Cd
	ppm	ppm	ppm	ppm	ppm	ppm	ppm	ppm	ppm
#1	-0.00162	2.41090	2.36627	1.19507	2.44618	0.05429	-0.00363	162.46976	0.05752
#2	-0.00096	2.39633	2.35829	1.19566	2.42898	0.05403	0.00374	161.96289	0.05729
Mean	**-0.00129**	**2.40362**	**2.36228**	**1.19536**	**2.43758**	**0.05416**	**0.00005**	**162.21632**	**0.05741**
%RSD	35.93866	0.42869	0.23905	0.03466	0.49882	0.33828	9511.05854	0.22095	0.27929

	Co	Cr	Cu	Fe	K	Li	Mg	Mn	Mo
	ppm	ppm	ppm	ppm	ppm	ppm	ppm	ppm	ppm
#1	0.54425	0.21827	0.28162	1.05546	58.02744	0.68021	85.44922	0.58144	1.12709
#2	0.54142	0.21774	0.28133	1.05002	57.52811	0.67314	84.93519	0.57862	1.12190
Mean	**0.54283**	**0.21801**	**0.28148**	**1.05274**	**57.77778**	**0.67667**	**85.19221**	**0.58003**	**1.12450**
%RSD	0.36870	0.17274	0.07306	0.36530	0.61110	0.73940	0.42665	0.34380	0.32648

	Na	Ni	P	Pb I	Pb II	S	Sb	Se I	Se II
	ppm	ppm	ppm	ppm	ppm	ppm	ppm	ppm	ppm
#1	97.10834	0.56240	0.02598	0.54203	0.56594	18.38005	0.58103	2.49408	2.40410
#2	96.94811	0.55750	0.03473	0.54082	0.55736	18.49573	0.58765	2.49586	2.41197
Mean	**97.02823**	**0.55995**	**0.03035**	**0.54143**	**0.56165**	**18.43789**	**0.58434**	**2.49497**	**2.40803**
%RSD	0.11677	0.61902	20.39857	0.15864	1.08101	0.44362	0.80094	0.05052	0.23100

	Si	Sn	Sr	Th	Ti	Tl	U	V	Zn
	ppm	ppm	ppm	ppm	ppm	ppm	ppm	ppm	ppm
#1	11.76830	0.55413	1.87339	0.00881	0.53057	2.38818	-0.01287	0.59935	0.54827
#2	11.81780	0.55204	1.87350	0.02779	0.52847	2.37028	0.00541	0.59696	0.54345
Mean	**11.79305**	**0.55309**	**1.87345**	**0.01830**	**0.52952**	**2.37923**	**-0.00373**	**0.59815**	**0.54586**
%RSD	0.29675	0.26722	0.00401	73.32037	0.28120	0.53198	346.89099	0.28225	0.62464

	Zr	Pb	Se
	ppm	calc	calc
#1	-0.00870	0.55798	2.43406
#2	-0.00925	0.55185	2.43990
Mean	**-0.00897**	**0.55492**	**2.43698**
%RSD	4.28069	0.78132	0.16947

Method : Paragon File : 080917A Printed : 9/17/2008 20:52:42
SampleId1 : 0809093-8MSD SampleId2 : [SAMPLE]
Analysis commenced : 9/17/2008 11:52:34
Dilution ratio : 1.00000 to 1.00000 Tray : Position : TUBE15

Final concentrations

	Ag	Al	As	B	Ba	Be	Bi	Ca	Cd
	ppm	ppm	ppm	ppm	ppm	ppm	ppm	ppm	ppm
#1	0.00004	2.32669	2.29859	1.15832	2.37216	0.05227	-0.00088	157.10570	0.05550
#2	-0.00003	2.29662	2.28089	1.15182	2.35475	0.05193	-0.00076	156.36014	0.05473
Mean	**0.00000**	**2.31165**	**2.28974**	**1.15507**	**2.36346**	**0.05210**	**-0.00082**	**156.73292**	**0.05511**
%RSD	1467.29027	0.91976	0.54640	0.39736	0.52099	0.46012	10.55063	0.33636	0.98207

	Co	Cr	Cu	Fe	K	Li	Mg	Mn	Mo
	ppm	ppm	ppm	ppm	ppm	ppm	ppm	ppm	ppm
#1	0.52380	0.21188	0.27217	1.02064	54.36637	0.63001	81.35391	0.56065	1.08314
#2	0.52085	0.20964	0.27020	1.01213	53.96739	0.62534	80.92119	0.55711	1.08104
Mean	**0.52232**	**0.21076**	**0.27118**	**1.01638**	**54.16688**	**0.62767**	**81.13755**	**0.55888**	**1.08209**
%RSD	0.39922	0.75195	0.51361	0.59181	0.52084	0.52670	0.37711	0.44793	0.13691

	Na	Ni	P	Pb I	Pb II	S	Sb	Se I	Se II
	ppm	ppm	ppm	ppm	ppm	ppm	ppm	ppm	ppm
#1	93.27940	0.54178	0.02598	0.52318	0.53834	18.14512	0.56885	2.39413	2.31200
#2	92.77088	0.53782	0.03098	0.51774	0.53855	18.19933	0.56252	2.38933	2.32179
Mean	**93.02514**	**0.53980**	**0.02848**	**0.52046**	**0.53844**	**18.17222**	**0.56569**	**2.39173**	**2.31689**
%RSD	0.38654	0.51791	12.42424	0.73948	0.02817	0.21095	0.79085	0.14193	0.29883

	Si	Sn	Sr	Th	Ti	Tl	U	V	Zn
	ppm	ppm	ppm	ppm	ppm	ppm	ppm	ppm	ppm
#1	11.60551	0.53421	1.84070	0.00946	0.51013	2.30306	-0.00501	0.58028	0.52738
#2	11.58718	0.53323	1.83686	0.00905	0.50779	2.28438	0.00413	0.57648	0.52115
Mean	**11.59634**	**0.53372**	**1.83878**	**0.00925**	**0.50896**	**2.29372**	**-0.00044**	**0.57838**	**0.52427**
%RSD	0.11172	0.12900	0.14750	3.15004	0.32463	0.57573	1476.70812	0.46463	0.83980

	Zr	Pb	Se
	ppm	calc	calc
#1	-0.00828	0.53329	2.33935
#2	-0.00794	0.53162	2.34428
Mean	**-0.00811**	**0.53246**	**2.34182**
%RSD	3.01801	0.22170	0.14893

Method : Paragon File : 080917A Printed : 9/17/2008 20:52:43
SampleId1 : 0809093-9 **SampleId2 :** **[SAMPLE]**
Analysis commenced : 9/17/2008 11:54:30
Dilution ratio : 1.00000 to 1.00000 Tray : Position : TUBE16

Final concentrations

	Ag	Al	As	B	Ba	Be	Bi	Ca	Cd
	ppm	ppm	ppm	ppm	ppm	ppm	ppm	ppm	ppm
#1	-0.00142	0.04322	0.00336	0.02440	0.06747	0.00072	0.00226	56.63013	-0.00021
#2	-0.00096	0.04741	0.00314	0.02402	0.06789	0.00079	0.00074	56.58345	-0.00005
Mean	**-0.00119**	**0.04532**	**0.00325**	**0.02421**	**0.06768**	**0.00076**	**0.00150**	**56.60679**	**-0.00013**
%RSD	27.35848	6.52810	4.89607	1.12947	0.44151	6.09117	71.77312	0.05830	83.75721

Co	Cr	Cu	Fe	K	Li	Mg	Mn	Mo

	ppm	ppm	ppm	ppm	ppm	ppm	ppm	ppm	ppm
#1	-0.00048	0.00085	-0.00019	-0.00180	0.92750	0.00929	18.05664	0.00613	0.00251
#2	-0.00042	0.00120	0.00018	-0.00154	0.92047	0.00929	18.10834	0.00613	0.00284
Mean	**-0.00045**	**0.00103**	**-0.00001**	**-0.00167**	**0.92398**	**0.00929**	**18.08249**	**0.00613**	**0.00267**
%RSD	9.43492	23.75998	3469.31813	11.06756	0.53769	0.00000	0.20217	0.00000	8.75089

	Na	**Ni**	**P**	**Pb I**	**Pb II**	**S**	**Sb**	**Se I**	**Se II**
	ppm	ppm	ppm	ppm	ppm	ppm	ppm	ppm	ppm
#1	27.01232	-0.00073	0.04130	-0.00286	0.00152	13.02206	0.00138	-0.00335	0.00576
#2	27.45548	-0.00038	0.04099	-0.00410	0.00136	13.07968	-0.00026	-0.00065	0.01251
Mean	**27.23390**	**-0.00056**	**0.04114**	**-0.00348**	**0.00144**	**13.05087**	**0.00056**	**-0.00200**	**0.00913**
%RSD	1.15064	43.78609	0.53751	25.15046	7.77824	0.31221	208.36818	95.50155	52.20949

	Si	**Sn**	**Sr**	**Th**	**Ti**	**Tl**	**U**	**V**	**Zn**
	ppm	ppm	ppm	ppm	ppm	ppm	ppm	ppm	ppm
#1	9.59350	0.00886	0.54159	0.01145	0.00095	0.00290	-0.02455	0.01179	0.00075
#2	9.67493	0.00803	0.54446	0.00730	0.00072	0.00472	-0.01867	0.01198	0.00035
Mean	**9.63422**	**0.00845**	**0.54302**	**0.00937**	**0.00083**	**0.00381**	**-0.02161**	**0.01188**	**0.00055**
%RSD	0.59767	6.97307	0.37391	31.37295	19.63145	33.75895	19.22072	1.11431	51.37393

	Zr	**Pb**	**Se**
	ppm	calc	calc
#1	-0.00564	0.00006	0.00273
#2	-0.00529	-0.00046	0.00813
Mean	**-0.00547**	**-0.00020**	**0.00543**
%RSD	4.63646	183.40349	70.34181

Method : Paragon File : 080917A Printed : 9/17/2008 20:52:43
SampleId1 : IP080911-2MB SampleId2 : [SAMPLE]
Analysis commenced : 9/17/2008 11:56:26
Dilution ratio : 1.00000 to 1.00000 Tray : Position : TUBE17

Final concentrations

	Ag	**Al**	**As**	**B**	**Ba**	**Be**	**Bi**	**Ca**	**Cd**
	ppm	ppm	ppm	ppm	ppm	ppm	ppm	ppm	ppm
#1	-0.00039	0.03345	-0.00181	-0.00160	0.00019	0.00059	0.00277	-0.05180	-0.00014
#2	-0.00039	0.03244	-0.00361	-0.00160	0.00008	0.00058	-0.00193	-0.05376	-0.00005
Mean	**-0.00039**	**0.03295**	**-0.00271**	**-0.00160**	**0.00013**	**0.00059**	**0.00042**	**-0.05278**	**-0.00009**
%RSD	0.70745	2.16744	46.91545	0.00000	60.14167	1.89325	785.82929	2.61877	70.00600

	Co	**Cr**	**Cu**	**Fe**	**K**	**Li**	**Mg**	**Mn**	**Mo**
	ppm	ppm	ppm	ppm	ppm	ppm	ppm	ppm	ppm
#1	0.00031	0.00011	-0.00077	0.04018	0.14878	0.00569	-0.02642	0.00035	-0.00052
#2	-0.00046	-0.00046	-0.00105	0.03904	0.14090	0.00565	-0.02864	0.00029	0.00099
Mean	**-0.00007**	**-0.00017**	**-0.00091**	**0.03961**	**0.14484**	**0.00567**	**-0.02753**	**0.00032**	**0.00024**
%RSD	768.87037	234.81724	21.58078	2.02133	3.84476	0.44971	5.70071	14.42535	446.87748

	Na	**Ni**	**P**	**Pb I**	**Pb II**	**S**	**Sb**	**Se I**	**Se II**
	ppm	ppm	ppm	ppm	ppm	ppm	ppm	ppm	ppm

#1	0.17583	-0.00017	0.00846	0.00299	-0.00060	0.01837	0.00023	0.00171	-0.00519
#2	0.17476	-0.00038	0.01159	-0.00068	0.00052	0.00052	-0.00129	-0.00231	0.00380
Mean	**0.17529**	**-0.00028**	**0.01003**	**0.00115**	**-0.00004**	**0.00945**	**-0.00053**	**-0.00030**	**-0.00069**
%RSD	0.43076	55.88572	22.05020	224.91290	1879.92911	133.58580	204.15114	946.10159	917.48171

	Si	**Sn**	**Sr**	**Th**	**Ti**	**Tl**	**U**	**V**	**Zn**
	ppm	ppm	ppm	ppm	ppm	ppm	ppm	ppm	ppm
#1	0.02371	-0.00016	-0.00043	0.01341	0.00013	0.00395	0.00218	0.00023	0.00214
#2	0.02243	0.00470	-0.00046	0.01124	-0.00017	0.00155	-0.00434	-0.00021	0.00115
Mean	**0.02307**	**0.00227**	**-0.00044**	**0.01232**	**-0.00002**	**0.00275**	**-0.00108**	**0.00001**	**0.00164**
%RSD	3.91790	151.53729	4.04944	12.41991	1022.94574	61.60026	428.03354	4519.48280	42.84092

	Zr	**Pb**	**Se**
	ppm	calc	calc
#1	-0.00105	0.00059	-0.00289
#2	-0.00088	0.00012	0.00177
Mean	**-0.00097**	**0.00036**	**-0.00056**
%RSD	12.09898	93.83962	586.43368

Method : Paragon File : 080917A Printed : 9/17/2008 20:52:44
SampleId1 : IP080911-2LCS SampleId2 : [SAMPLE]
Analysis commenced : 9/17/2008 11:58:21
Dilution ratio : 1.00000 to 1.00000 Tray : Position : TUBE18

Final concentrations

	Ag	**Al**	**As**	**B**	**Ba**	**Be**	**Bi**	**Ca**	**Cd**
	ppm	ppm	ppm	ppm	ppm	ppm	ppm	ppm	ppm
#1	-0.00037	2.11382	2.04372	1.00560	1.98475	0.04981	0.00066	40.85179	0.04911
#2	-0.00022	2.08831	2.01305	1.00044	1.96290	0.04943	-0.00684	40.46137	0.04914
Mean	**-0.00029**	**2.10107**	**2.02839**	**1.00302**	**1.97383**	**0.04962**	**-0.00309**	**40.65658**	**0.04912**
%RSD	34.30674	0.85847	1.06904	0.36423	0.78296	0.55225	171.79001	0.67903	0.04809

	Co	**Cr**	**Cu**	**Fe**	**K**	**Li**	**Mg**	**Mn**	**Mo**
	ppm	ppm	ppm	ppm	ppm	ppm	ppm	ppm	ppm
#1	0.48759	0.19682	0.24776	0.98617	39.64103	0.52051	40.74873	0.49100	1.00388
#2	0.48213	0.19572	0.24749	0.97846	39.37878	0.51646	40.45367	0.48733	0.99469
Mean	**0.48486**	**0.19627**	**0.24762**	**0.98232**	**39.50991**	**0.51848**	**40.60120**	**0.48917**	**0.99929**
%RSD	0.79617	0.39532	0.07828	0.55539	0.46935	0.55127	0.51388	0.53011	0.64988

	Na	**Ni**	**P**	**Pb I**	**Pb II**	**S**	**Sb**	**Se I**	**Se II**
	ppm	ppm	ppm	ppm	ppm	ppm	ppm	ppm	ppm
#1	39.05546	0.50150	0.00346	0.47983	0.48318	0.00409	0.50488	1.98375	1.89770
#2	38.73053	0.49755	0.00909	0.47710	0.48898	0.00766	0.49588	1.94774	1.95085
Mean	**38.89299**	**0.49952**	**0.00628**	**0.47846**	**0.48608**	**0.00588**	**0.50038**	**1.96574**	**1.92428**
%RSD	0.59076	0.55947	63.42190	0.40286	0.84264	42.94248	1.27143	1.29534	1.95309

	Si	**Sn**	**Sr**	**Th**	**Ti**	**Tl**	**U**	**V**	**Zn**
	ppm	ppm	ppm	ppm	ppm	ppm	ppm	ppm	ppm
#1	2.01717	0.49186	0.49434	0.00838	0.47280	2.11052	-0.02196	0.48947	0.48862

#2	1.99817	0.47945	0.49028	0.01066	0.46866	2.09441	-0.03370	0.48523	0.48481
Mean	**2.00767**	**0.48565**	**0.49231**	**0.00952**	**0.47073**	**2.10246**	**-0.02783**	**0.48735**	**0.48672**
%RSD	0.66900	1.80604	0.58406	16.89484	0.62183	0.54202	29.83950	0.61456	0.55412

	Zr	**Pb**	**Se**
	ppm	calc	calc
#1	-0.00381	0.48207	1.92636
#2	-0.00405	0.48502	1.94982
Mean	**-0.00393**	**0.48354**	**1.93809**
%RSD	4.23323	0.43225	0.85593

Method : Paragon File : 080917A Printed : 9/17/2008 20:52:44
SampleId1 : 0808201-1 **SampleId2 :** **[SAMPLE]**
Analysis commenced : 9/17/2008 12:00:17
Dilution ratio : 1.00000 to 1.00000 Tray : Position : TUBE19

Final concentrations

	Ag	**Al**	**As**	**B**	**Ba**	**Be**	**Bi**	**Ca**	**Cd**
	ppm	ppm	ppm	ppm	ppm	ppm	ppm	ppm	ppm
#1	-0.00052	0.38496	0.00122	0.07207	0.11824	0.00061	-0.00293	111.17105	-0.00012
#2	-0.00139	0.38789	0.00122	0.07004	0.11664	0.00061	-0.00039	110.04380	-0.00003
Mean	**-0.00096**	**0.38643**	**0.00122**	**0.07106**	**0.11744**	**0.00061**	**-0.00166**	**110.60743**	**-0.00007**
%RSD	63.83723	0.53622	0.00000	2.02106	0.96732	0.02220	108.15934	0.72065	85.18503

	Co	**Cr**	**Cu**	**Fe**	**K**	**Li**	**Mg**	**Mn**	**Mo**
	ppm	ppm	ppm	ppm	ppm	ppm	ppm	ppm	ppm
#1	0.00474	0.00113	0.00250	0.41040	6.42746	0.02069	24.86523	0.01542	0.00298
#2	0.00373	0.00052	0.00223	0.40569	6.42042	0.02062	24.64236	0.01516	0.00166
Mean	**0.00424**	**0.00083**	**0.00236**	**0.40805**	**6.42394**	**0.02066**	**24.75379**	**0.01529**	**0.00232**
%RSD	16.86092	51.80276	8.25129	0.81718	0.07750	0.25608	0.63663	1.20169	40.35422

	Na	**Ni**	**P**	**Pb I**	**Pb II**	**S**	**Sb**	**Se I**	**Se II**
	ppm	ppm	ppm	ppm	ppm	ppm	ppm	ppm	ppm
#1	52.22427	0.00266	0.02191	-0.00723	0.00106	113.64419	-0.00212	-0.00219	0.00937
#2	52.22080	0.00277	0.02785	-0.01104	0.00501	112.53779	-0.00408	-0.00329	0.00916
Mean	**52.22253**	**0.00272**	**0.02488**	**-0.00913**	**0.00303**	**113.09099**	**-0.00310**	**-0.00274**	**0.00927**
%RSD	0.00470	2.83192	16.88595	29.47000	92.20168	0.69178	44.76926	28.40985	1.65027

	Si	**Sn**	**Sr**	**Th**	**Ti**	**Tl**	**U**	**V**	**Zn**
	ppm	ppm	ppm	ppm	ppm	ppm	ppm	ppm	ppm
#1	4.63104	0.00067	1.12413	0.00873	0.00495	0.00291	0.00650	0.00163	0.00613
#2	4.59820	0.00233	1.11376	0.00274	0.00461	-0.00695	-0.00198	0.00150	0.00473
Mean	**4.61462**	**0.00150**	**1.11894**	**0.00574**	**0.00478**	**-0.00202**	**0.00226**	**0.00156**	**0.00543**
%RSD	0.50317	78.63985	0.65576	73.85538	5.11498	345.36106	265.28103	5.69785	18.16307

	Zr	**Pb**	**Se**
	ppm	calc	calc
#1	-0.00236	-0.00170	0.00552
#2	-0.00211	-0.00033	0.00501

Mean	**-0.00223**	**-0.00102**	**0.00527NCH**
%RSD	7.80146	95.15380	6.85512

Method : Paragon File : 080917A Printed : 9/17/2008 20:52:45
SampleId1 : 0808201-2 **SampleId2 :** **[SAMPLE]**
Analysis commenced : 9/17/2008 12:02:13
Dilution ratio : 1.00000 to 1.00000 Tray : Position : TUBE20

Final concentrations

	Ag	**Al**	**As**	**B**	**Ba**	**Be**	**Bi**	**Ca**	**Cd**
	ppm	ppm	ppm	ppm	ppm	ppm	ppm	ppm	ppm
#1	-0.00040	0.07451	0.00719	0.04258	0.06192	0.00056	-0.00014	194.37762	-0.00002
#2	-0.00006	0.07269	0.00066	0.04340	0.06177	0.00053	0.00151	194.47606	0.00028
Mean	**-0.00023**	**0.07360**	**0.00392**	**0.04299**	**0.06185**	**0.00055**	**0.00068**	**194.42684**	**0.00013**
%RSD	102.77736	1.74142	117.56398	1.35182	0.16104	4.25783	170.54313	0.03580	168.50634

	Co	**Cr**	**Cu**	**Fe**	**K**	**Li**	**Mg**	**Mn**	**Mo**
	ppm	ppm	ppm	ppm	ppm	ppm	ppm	ppm	ppm
#1	0.00022	0.00117	-0.00088	0.02938	3.64588	0.03515	31.31986	0.00262	0.00048
#2	-0.00002	0.00097	-0.00143	0.02929	3.62521	0.03512	31.31836	0.00262	0.00071
Mean	**0.00010**	**0.00107**	**-0.00115**	**0.02933**	**3.63555**	**0.03513**	**31.31911**	**0.00262**	**0.00059**
%RSD	162.01336	13.12803	34.13145	0.20995	0.40210	0.06684	0.00337	0.00000	28.14159

	Na	**Ni**	**P**	**Pb I**	**Pb II**	**S**	**Sb**	**Se I**	**Se II**
	ppm	ppm	ppm	ppm	ppm	ppm	ppm	ppm	ppm
#1	27.10371	0.00061	0.01159	-0.00746	0.00208	93.10222	0.00044	0.00268	-0.00063
#2	27.08171	0.00069	0.00346	-0.00532	0.00110	93.26921	-0.00038	0.00777	-0.00280
Mean	**27.09271**	**0.00065**	**0.00753**	**-0.00639**	**0.00159**	**93.18572**	**0.00003**	**0.00522**	**-0.00172**
%RSD	0.05742	7.89696	76.38498	23.73203	43.81993	0.12671	1967.61862	68.96247	89.63609

	Si	**Sn**	**Sr**	**Th**	**Ti**	**Tl**	**U**	**V**	**Zn**
	ppm	ppm	ppm	ppm	ppm	ppm	ppm	ppm	ppm
#1	6.01010	0.00137	2.01302	0.00081	0.00009	0.00273	0.02699	0.00943	0.00513
#2	6.01365	-0.00016	2.01226	0.01228	0.00041	0.00445	0.02047	0.00958	0.00434
Mean	**6.01188**	**0.00060**	**2.01264**	**0.00655**	**0.00025**	**0.00359**	**0.02373**	**0.00950**	**0.00473**
%RSD	0.04178	179.65134	0.02650	123.83999	92.94203	33.85369	19.44789	1.16047	11.90818

	Zr	**Pb**	**Se**
	ppm	calc	calc
#1	-0.00257	-0.00110	0.00047
#2	-0.00308	-0.00104	0.00072
Mean	**-0.00282**	**-0.00107**	**0.00060**
%RSD	12.72100	3.80036	29.22404

Method : Paragon File : 080917A Printed : 9/17/2008 20:52:45
SampleId1 : CCV **SampleId2 :** **[CV]**
Analysis commenced : 9/17/2008 12:04:10
Dilution ratio : 1.00000 to 1.00000 Tray : Position : STD6

Final concentrations **4:44** **User: ROY FRENCH**

	Ag	Al	As	B	Ba	Be	Bi	Ca	Cd
	ppm	ppm	ppm	ppm	ppm	ppm	ppm	ppm	ppm
#1	0.19508	50.20819	0.49684	0.99332	0.98364	0.48571	0.52481	50.27354	0.49416
#2	0.19626	50.58320	0.50974	1.00097	0.98925	0.48671	0.52000	50.40801	0.49459
Mean	**0.19567**	**50.39569**	**0.50329**	**0.99715**	**0.98645**	**0.48621**	**0.52241**	**50.34077**	**0.49438**
%RSD	0.42627	0.52617	1.81269	0.54263	0.40157	0.14558	0.65150	0.18889	0.06138

	Co	Cr	Cu	Fe	K	Li	Mg	Mn	Mo
	ppm	ppm	ppm	ppm	ppm	ppm	ppm	ppm	ppm
#1	0.48929	0.99042	0.98724	19.70900	50.15147	0.52718	49.82175	0.98502	1.01378
#2	0.49132	0.99658	0.99501	19.75545	50.47810	0.53161	50.04403	0.98799	1.01487
Mean	**0.49030**	**0.99350**	**0.99112**	**19.73222**	**50.31479**	**0.52939**	**49.93289**	**0.98650**	**1.01432**
%RSD	0.29376	0.43794	0.55381	0.16646	0.45903	0.59104	0.31478	0.21296	0.07631

	Na	Ni	P	Pb I	Pb II	S	Sb	Se I	Se II
	ppm	ppm	ppm	ppm	ppm	ppm	ppm	ppm	ppm
#1	48.31034	0.98319	4.62036	0.96202	0.96366	4.90918	0.49765	0.97796	0.97122
#2	48.72013	0.98363	4.66689	0.97560	0.95708	4.89844	0.50592	0.98407	0.96354
Mean	**48.51523**	**0.98341**	**4.64363**	**0.96881**	**0.96037**	**4.90381**	**0.50178**	**0.98102**	**0.96738**
%RSD	0.59727	0.03156	0.70853	0.99104	0.48438	0.15492	1.16594	0.44050	0.56176

	Si	Sn	Sr	Th	Ti	Tl	U	V	Zn
	ppm	ppm	ppm	ppm	ppm	ppm	ppm	ppm	ppm
#1	4.81616	0.97486	0.49529	0.28110	0.47743	0.52090	4.97580	0.48688	0.96767
#2	4.84728	0.98298	0.49680	0.27987	0.47871	0.51900	4.99801	0.48815	0.96868
Mean	**4.83172**	**0.97892**	**0.49604**	**0.28048**	**0.47807**	**0.51995**	**4.98691**	**0.48752**	**0.96817**
%RSD	0.45546	0.58646	0.21602	0.31140	0.18921	0.25813	0.31494	0.18358	0.07382

	Zr	Pb	Se
	ppm	calc	calc
#1	0.97780	0.96311	0.97347
#2	0.98149	0.96325	0.97038
Mean	**0.97964**	**0.96318**	**0.97192**
%RSD	0.26684	0.00981	0.22488

Method : Paragon File : 080917A Printed : 9/17/2008 20:52:46
SampleId1 : CCB **SampleId2 :** **[CB]**
Analysis commenced : 9/17/2008 12:07:46
Dilution ratio : 1.00000 to 1.00000 Tray : Position : STD2

Final concentrations

	Ag	Al	As	B	Ba	Be	Bi	Ca	Cd
	ppm	ppm	ppm	ppm	ppm	ppm	ppm	ppm	ppm
#1	-0.00157	0.04417	-0.00732	-0.00295	-0.00009	0.00038	-0.00803	-0.05986	0.00014
#2	-0.00065	0.04444	-0.00384	-0.00276	-0.00004	0.00040	-0.00155	-0.05962	-0.00010
Mean	**-0.00111**	**0.04430**	**-0.00558**	**-0.00286**	**-0.00006**	**0.00039**	**-0.00479**	**-0.05974**	**0.00002**
%RSD	59.06399	0.42532	44.17966	4.78530	61.56633	2.82431	95.68702	0.28919	991.57651

ted: 9/17/2008 20:54:44 User: ROY FRENCH

	Co	Cr	Cu	Fe	K	Li	Mg	Mn	Mo
	ppm	ppm	ppm	ppm	ppm	ppm	ppm	ppm	ppm
#1	-0.00152	-0.00094	-0.00044	-0.00720	0.17326	0.00518	-0.03123	0.00009	-0.00047
#2	-0.00081	0.00015	0.00003	-0.00668	0.16793	0.00515	-0.02790	0.00016	-0.00004
Mean	**-0.00117**	**-0.00039**	**-0.00021**	**-0.00694**	**0.17060**	**0.00516**	**-0.02956**	**0.00012**	**-0.00026**
%RSD	43.09725	196.46036	159.28510	5.32535	2.20564	0.41773	7.96260	37.18004	117.05785

	Na	Ni	P	Pb I	Pb II	S	Sb	Se I	Se II
	ppm	ppm	ppm	ppm	ppm	ppm	ppm	ppm	ppm
#1	0.16115	-0.00162	-0.00529	-0.00677	0.00251	0.00409	-0.00346	-0.00662	0.00772
#2	0.16066	-0.00100	-0.00311	-0.00175	0.00132	0.00052	-0.00131	-0.00137	-0.00722
Mean	**0.16090**	**-0.00131**	**-0.00420**	**-0.00426**	**0.00191**	**0.00231**	**-0.00238**	**-0.00400**	**0.00025**
%RSD	0.21507	33.30620	36.85259	83.35143	43.83003	109.35096	63.94627	92.97070	4271.04459

	Si	Sn	Sr	Th	Ti	Tl	U	V	Zn
	ppm	ppm	ppm	ppm	ppm	ppm	ppm	ppm	ppm
#1	0.00353	-0.00238	-0.00049	0.01551	0.00013	0.00105	-0.02520	-0.00069	0.00035
#2	0.00533	0.00137	-0.00043	0.01293	-0.00006	0.00182	-0.01671	-0.00019	0.00035
Mean	**0.00443**	**-0.00051**	**-0.00046**	**0.01422**	**0.00004**	**0.00144**	**-0.02095**	**-0.00044**	**0.00035**
%RSD	28.80309	520.60697	9.10122	12.81516	357.83361	37.87923	28.63250	80.00673	0.00000

	Zr	Pb	Se
	ppm	calc	calc
#1	-0.00143	-0.00058	0.00294
#2	-0.00110	0.00030	-0.00527
Mean	**-0.00126**	**-0.00014**	**-0.00117**
%RSD	18.41688	436.98266	498.54482

Method : Paragon File : 080917A Printed : 9/17/2008 20:52:46
SampleId1 : 0808201-2D SampleId2 : [SAMPLE]
Analysis commenced : 9/17/2008 12:09:58
Dilution ratio : 1.00000 to 1.00000 Tray : Position : TUBE21

Final concentrations

	Ag	Al	As	B	Ba	Be	Bi	Ca	Cd
	ppm	ppm	ppm	ppm	ppm	ppm	ppm	ppm	ppm
#1	-0.00080	0.06749	0.00314	0.04205	0.06172	0.00060	-0.00077	196.34805	0.00018
#2	-0.00125	0.06124	-0.00058	0.04195	0.06186	0.00065	0.00074	194.73044	0.00014
Mean	**-0.00102**	**0.06437**	**0.00128**	**0.04200**	**0.06179**	**0.00062**	**-0.00002**	**195.53924**	**0.00016**
%RSD	31.33631	6.85693	204.95195	0.16279	0.16118	5.68417	6635.48134	0.58496	17.92511

	Co	Cr	Cu	Fe	K	Li	Mg	Mn	Mo
	ppm	ppm	ppm	ppm	ppm	ppm	ppm	ppm	ppm
#1	0.00005	0.00071	0.00169	0.02058	3.67871	0.03509	31.64736	0.00249	-0.00071
#2	-0.00019	0.00015	0.00077	0.01997	3.68787	0.03524	31.54503	0.00236	-0.00104
Mean	**-0.00007**	**0.00043**	**0.00123**	**0.02028**	**3.68329**	**0.03516**	**31.59620**	**0.00243**	**-0.00087**
%RSD	228.70926	93.68088	53.24505	2.12603	0.17594	0.31723	0.22900	3.78121	26.84732

	Na	Ni	P	Pb I	Pb II	S	Sb	Se I	Se II
	ppm	ppm	ppm	ppm	ppm	ppm	ppm	ppm	ppm
#1	27.41261	-0.00004	0.00596	-0.00795	0.00236	94.49175	0.00229	-0.00476	0.01148
#2	27.59650	-0.00026	0.00596	-0.01036	0.00389	93.72471	0.00013	0.00170	0.00242
Mean	**27.50456**	**-0.00015**	**0.00596**	**-0.00916**	**0.00312**	**94.10823**	**0.00121**	**-0.00153**	**0.00695**
%RSD	0.47275	103.69073	0.00000	18.60534	34.64809	0.57634	126.42094	298.91745	92.14317

	Si	Sn	Sr	Th	Ti	Tl	U	V	Zn
	ppm	ppm	ppm	ppm	ppm	ppm	ppm	ppm	ppm
#1	6.05512	0.00081	2.02096	0.00820	-0.00010	0.00081	0.01982	0.00927	0.00553
#2	6.06211	0.00331	2.01927	-0.00089	-0.00023	0.00157	-0.00041	0.00868	0.00434
Mean	**6.05862**	**0.00206**	**2.02012**	**0.00366**	**-0.00017**	**0.00119**	**0.00970**	**0.00897**	**0.00493**
%RSD	0.08154	85.80721	0.05902	175.80322	56.26771	44.86201	147.42605	4.67334	17.14066

	Zr	Pb	Se
	ppm	calc	calc
#1	-0.00316	-0.00108	0.00607
#2	-0.00294	-0.00086	0.00218
Mean	**-0.00305**	**-0.00097**	**0.00413**
%RSD	5.21060	15.97976	66.64051

Method : Paragon File : 080917A Printed : 9/17/2008 20:52:47
SampleId1 : 0808201-2L 5X **SampleId2 :** **[SAMPLE]**
Analysis commenced : 9/17/2008 12:11:55
Dilution ratio : 1.00000 to 1.00000 Tray : Position : TUBE22

Final concentrations

	Ag	Al	As	B	Ba	Be	Bi	Ca	Cd
	ppm	ppm	ppm	ppm	ppm	ppm	ppm	ppm	ppm
#1	-0.00098	0.06643	0.00539	0.00811	0.01263	0.00044	-0.00320	37.01948	0.00021
#2	0.00061	0.06143	0.00167	0.00705	0.01274	0.00046	-0.00078	37.26254	0.00022
Mean	**-0.00018**	**0.06393**	**0.00353**	**0.00758**	**0.01269**	**0.00045**	**-0.00199**	**37.14101**	**0.00021**
%RSD	610.44591	5.52297	74.34985	9.91551	0.62760	2.38396	85.92319	0.46274	1.33524

	Co	Cr	Cu	Fe	K	Li	Mg	Mn	Mo
	ppm	ppm	ppm	ppm	ppm	ppm	ppm	ppm	ppm
#1	-0.00097	-0.00028	0.00021	0.00029	0.74781	0.00969	6.18030	0.00068	-0.00023
#2	-0.00097	-0.00084	0.00030	0.00020	0.73354	0.00972	6.23367	0.00068	-0.00037
Mean	**-0.00097**	**-0.00056**	**0.00025**	**0.00025**	**0.74067**	**0.00971**	**6.20699**	**0.00068**	**-0.00030**
%RSD	0.07385	70.57624	23.09628	24.95880	1.36177	0.22218	0.60798	0.00000	32.95715

	Na	Ni	P	Pb I	Pb II	S	Sb	Se I	Se II
	ppm	ppm	ppm	ppm	ppm	ppm	ppm	ppm	ppm
#1	4.82061	-0.00033	-0.00404	-0.00478	0.00298	18.42343	0.00045	-0.00756	0.00308
#2	4.88409	-0.00078	-0.00154	-0.00341	0.00220	18.64034	-0.00099	0.00047	0.00445
Mean	**4.85235**	**-0.00056**	**-0.00279**	**-0.00409**	**0.00259**	**18.53188**	**-0.00027**	**-0.00355**	**0.00376**
%RSD	0.92497	57.61329	63.33874	23.82043	21.27824	0.82763	372.25582	160.19692	25.80780

	Si	Sn	Sr	Th	Ti	Tl	U	V	Zn

	ppm	ppm	ppm	ppm	ppm	ppm	ppm	ppm	ppm
#1	1.21609	-0.00655	0.40102	0.01504	0.00049	0.00479	-0.01606	0.00125	0.00194
#2	1.22997	0.00039	0.40539	0.01023	0.00009	-0.00199	0.00286	0.00196	0.00075
Mean	**1.22303**	**-0.00308**	**0.40320**	**0.01263**	**0.00029**	**0.00140**	**-0.00660**	**0.00160**	**0.00135**
%RSD	0.80239	159.48767	0.76552	26.93179	99.62376	342.23373	202.81614	31.63315	62.82843

	Zr	**Pb**	**Se**
	ppm	calc	calc
#1	-0.00190	0.00039	-0.00047
#2	-0.00153	0.00033	0.00313
Mean	**-0.00172**	**0.00036**	**0.00133**
%RSD	15.08231	11.76340	190.98653

Method : Paragon File : 080917A Printed : 9/17/2008 20:52:47
SampleId1 : 0808201-2MS SampleId2 : [SAMPLE]
Analysis commenced : 9/17/2008 12:13:50
Dilution ratio : 1.00000 to 1.00000 Tray : Position : TUBE23

Final concentrations

	Ag	**Al**	**As**	**B**	**Ba**	**Be**	**Bi**	**Ca**	**Cd**
	ppm	ppm	ppm	ppm	ppm	ppm	ppm	ppm	ppm
#1	-0.00012	2.11196	1.95705	1.02418	1.96517	0.04740	-0.00075	235.48435	0.04836
#2	0.00068	2.10228	1.96189	1.02335	1.96436	0.04744	0.00000	236.26605	0.04887
Mean	**0.00028**	**2.10712**	**1.95947**	**1.02376**	**1.96476**	**0.04742**	**-0.00038**	**235.87520**	**0.04861**
%RSD	204.17581	0.32491	0.17459	0.05724	0.02894	0.07157	141.53831	0.23434	0.74225

	Co	**Cr**	**Cu**	**Fe**	**K**	**Li**	**Mg**	**Mn**	**Mo**
	ppm	ppm	ppm	ppm	ppm	ppm	ppm	ppm	ppm
#1	0.46472	0.18895	0.24721	0.92937	46.91054	0.60068	71.48763	0.47214	0.96838
#2	0.46771	0.19021	0.24647	0.93121	46.52023	0.59574	71.44116	0.47299	0.96938
Mean	**0.46621**	**0.18958**	**0.24684**	**0.93029**	**46.71538**	**0.59821**	**71.46439**	**0.47257**	**0.96888**
%RSD	0.45320	0.46860	0.21211	0.13990	0.59079	0.58372	0.04599	0.12735	0.07291

	Na	**Ni**	**P**	**Pb I**	**Pb II**	**S**	**Sb**	**Se I**	**Se II**
	ppm	ppm	ppm	ppm	ppm	ppm	ppm	ppm	ppm
#1	67.87060	0.47642	0.01691	0.45971	0.47160	93.40205	0.48303	1.93592	1.86418
#2	67.40029	0.48136	0.00909	0.46952	0.46183	93.14397	0.48692	1.94144	1.82704
Mean	**67.63545**	**0.47889**	**0.01300**	**0.46462**	**0.46671**	**93.27301**	**0.48497**	**1.93868**	**1.84561**
%RSD	0.49170	0.72867	42.52759	1.49207	1.48002	0.19565	0.56675	0.20116	1.42306

	Si	**Sn**	**Sr**	**Th**	**Ti**	**Tl**	**U**	**V**	**Zn**
	ppm	ppm	ppm	ppm	ppm	ppm	ppm	ppm	ppm
#1	7.85919	0.47055	2.47029	-0.00205	0.45525	2.02428	0.02508	0.48111	0.46634
#2	7.84012	0.48003	2.46549	-0.00125	0.45409	2.02379	0.01072	0.48193	0.46895
Mean	**7.84965**	**0.47529**	**2.46789**	**-0.00165**	**0.45467**	**2.02403**	**0.01790**	**0.48152**	**0.46765**
%RSD	0.17176	1.41062	0.13741	34.55220	0.17959	0.01714	56.74079	0.11980	0.39448

	Zr	**Pb**	**Se**
	ppm	calc	calc

#1	-0.00555	0.46764	1.88807**NCH**
#2	-0.00502	0.46439	1.86513
Mean	**-0.00528**	**0.46601**	**1.87660**
%RSD	7.08631	0.49328	0.86430

Method : Paragon File : 080917A Printed : 9/17/2008 20:52:47
SampleId1 : 0808201-2MSD SampleId2 : [SAMPLE]
Analysis commenced : 9/17/2008 12:15:47
Dilution ratio : 1.00000 to 1.00000 Tray : Position : TUBE24

Final concentrations

	Ag	**Al**	**As**	**B**	**Ba**	**Be**	**Bi**	**Ca**	**Cd**
	ppm	ppm	ppm	ppm	ppm	ppm	ppm	ppm	ppm
#1	0.00022	2.12009	1.96477	1.02579	1.96003	0.04769	0.00140	237.71537	0.04896
#2	0.00035	2.12456	1.97215	1.02569	1.96293	0.04769	0.00141	237.28172	0.04876
Mean	**0.00028**	**2.12232**	**1.96846**	**1.02574**	**1.96148**	**0.04769**	**0.00141**	**237.49855**	**0.04886**
%RSD	33.29362	0.14909	0.26485	0.00672	0.10456	0.00084	0.08027	0.12911	0.28739

	Co	**Cr**	**Cu**	**Fe**	**K**	**Li**	**Mg**	**Mn**	**Mo**
	ppm	ppm	ppm	ppm	ppm	ppm	ppm	ppm	ppm
#1	0.46805	0.19070	0.24759	0.93971	46.83364	0.59863	71.75290	0.47463	0.97147
#2	0.46686	0.18977	0.24833	0.94190	46.90339	0.59969	71.79522	0.47450	0.97009
Mean	**0.46746**	**0.19023**	**0.24796**	**0.94081**	**46.86851**	**0.59916**	**71.77406**	**0.47456**	**0.97078**
%RSD	0.18013	0.34580	0.21312	0.16469	0.10523	0.12599	0.04170	0.01951	0.10050

	Na	**Ni**	**P**	**Pb I**	**Pb II**	**S**	**Sb**	**Se I**	**Se II**
	ppm	ppm	ppm	ppm	ppm	ppm	ppm	ppm	ppm
#1	67.77074	0.48358	0.01065	0.46153	0.46948	93.58045	0.48935	1.92061	1.87802
#2	67.69695	0.48028	0.01722	0.45869	0.47598	93.62980	0.48619	1.91205	1.87046
Mean	**67.73385**	**0.48193**	**0.01394**	**0.46011**	**0.47273**	**93.60513**	**0.48777**	**1.91633**	**1.87424**
%RSD	0.07704	0.48362	33.31872	0.43595	0.97193	0.03728	0.45762	0.31567	0.28506

	Si	**Sn**	**Sr**	**Th**	**Ti**	**Tl**	**U**	**V**	**Zn**
	ppm	ppm	ppm	ppm	ppm	ppm	ppm	ppm	ppm
#1	7.89873	0.48198	2.46680	0.00134	0.45630	2.02818	0.01724	0.48240	0.46855
#2	7.89529	0.48295	2.47112	0.00126	0.45637	2.02545	0.01919	0.48203	0.46895
Mean	**7.89701**	**0.48246**	**2.46896**	**0.00130**	**0.45634**	**2.02682**	**0.01821**	**0.48221**	**0.46875**
%RSD	0.03075	0.14303	0.12375	4.21161	0.01101	0.09522	7.59535	0.05510	0.06055

	Zr	**Pb**	**Se**
	ppm	calc	calc
#1	-0.00559	0.46683	1.89220
#2	-0.00568	0.47022	1.88431
Mean	**-0.00564**	**0.46853**	**1.88826**
%RSD	1.03222	0.51153	0.29540

Method : Paragon File : 080917A Printed : 9/17/2008 20:52:48
SampleId1 : 0808201-3 SampleId2 : [SAMPLE]
Analysis commenced : 9/17/2008 12:17:43

Dilution ratio : 1.00000 to 1.00000 Tray : Position : TUBE25

Final concentrations

	Ag	Al	As	B	Ba	Be	Bi	Ca	Cd
	ppm	ppm	ppm	ppm	ppm	ppm	ppm	ppm	ppm
#1	-0.00032	0.06418	0.00111	0.04432	0.11283	0.00050	-0.00167	64.89254	0.00009
#2	-0.00013	0.05906	0.00640	0.04345	0.11286	0.00050	0.00215	64.97140	0.00041
Mean	**-0.00022**	**0.06162**	**0.00375**	**0.04389**	**0.11284**	**0.00050**	**0.00024**	**64.93197**	**0.00025**
%RSD	59.93516	5.87324	99.54815	1.40218	0.01766	0.13491	1116.11837	0.08588	89.07388

	Co	Cr	Cu	Fe	K	Li	Mg	Mn	Mo
	ppm	ppm	ppm	ppm	ppm	ppm	ppm	ppm	ppm
#1	-0.00024	0.00104	0.00226	0.02790	1.66790	0.02129	11.52623	0.00087	0.00048
#2	0.00053	0.00080	0.00309	0.02816	1.66385	0.02126	11.53959	0.00100	0.00029
Mean	**0.00015**	**0.00092**	**0.00267**	**0.02803**	**1.66588**	**0.02128**	**11.53291**	**0.00094**	**0.00038**
%RSD	375.79797	18.42176	22.02727	0.65920	0.17176	0.08287	0.08193	9.81975	35.07737

	Na	Ni	P	Pb I	Pb II	S	Sb	Se I	Se II
	ppm	ppm	ppm	ppm	ppm	ppm	ppm	ppm	ppm
#1	14.02877	-0.00004	0.00190	-0.00294	0.00109	20.99583	0.00096	-0.00295	0.00656
#2	13.98366	0.00045	0.01753	0.00032	0.00167	20.99945	0.00147	0.00537	0.00496
Mean	**14.00622**	**0.00021**	**0.00971**	**-0.00131**	**0.00138**	**20.99764**	**0.00121**	**0.00121**	**0.00576**
%RSD	0.22770	168.70469	113.79751	176.32625	29.96178	0.01219	30.03511	487.51161	19.63988

	Si	Sn	Sr	Th	Ti	Tl	U	V	Zn
	ppm	ppm	ppm	ppm	ppm	ppm	ppm	ppm	ppm
#1	5.71100	-0.00294	0.81139	0.01064	0.00048	0.00273	0.00480	0.01052	0.00912
#2	5.70547	0.00011	0.81169	0.01476	0.00064	0.00273	0.01982	0.01114	0.00852
Mean	**5.70823**	**-0.00141**	**0.81154**	**0.01270**	**0.00056**	**0.00273**	**0.01231**	**0.01083**	**0.00882**
%RSD	0.06854	152.92547	0.02631	22.94318	19.03543	0.18684	86.23035	4.07468	4.79395

	Zr	Pb	Se
	ppm	calc	calc
#1	-0.00351	-0.00026	0.00339
#2	-0.00345	0.00122	0.00509
Mean	**-0.00348**	**0.00048**	**0.00424**
%RSD	1.35858	216.16414	28.40548

Method : Paragon File : 080917A Printed : 9/17/2008 20:52:48
SampleId1 : 0808201-4 SampleId2 : [SAMPLE]
Analysis commenced : 9/17/2008 12:19:41
Dilution ratio : 1.00000 to 1.00000 Tray : Position : TUBE26

Final concentrations

	Ag	Al	As	B	Ba	Be	Bi	Ca	Cd
	ppm	ppm	ppm	ppm	ppm	ppm	ppm	ppm	ppm
#1	-0.00044	0.06076	-0.00294	0.03252	0.14333	0.00053	-0.00319	26.28074	-0.00005
#2	-0.00012	0.05548	-0.00136	0.03122	0.14226	0.00052	0.00621	26.14867	0.00003

Mean	**-0.00028**	**0.05812**	**-0.00215**	**0.03187**	**0.14280**	**0.00053**	**0.00151**	**26.21470**	**-0.00001**
%RSD	81.16257	6.42297	51.78925	2.89576	0.53051	2.22046	440.58884	0.35624	596.08191

	Co	**Cr**	**Cu**	**Fe**	**K**	**Li**	**Mg**	**Mn**	**Mo**
	ppm	ppm	ppm	ppm	ppm	ppm	ppm	ppm	ppm
#1	-0.00026	0.00163	0.00273	0.03216	2.20805	0.02151	7.37611	0.00081	0.00133
#2	0.00016	0.00223	0.00273	0.03208	2.19463	0.02138	7.33384	0.00074	0.00057
Mean	**-0.00005**	**0.00193**	**0.00273**	**0.03212**	**2.20134**	**0.02144**	**7.35498**	**0.00077**	**0.00095**
%RSD	584.29579	22.14791	0.14090	0.19174	0.43107	0.43850	0.40633	5.94119	56.38994

	Na	**Ni**	**P**	**Pb I**	**Pb II**	**S**	**Sb**	**Se I**	**Se II**
	ppm	ppm	ppm	ppm	ppm	ppm	ppm	ppm	ppm
#1	8.47962	-0.00002	0.00409	0.00161	0.00182	4.14299	-0.00172	0.00396	0.00438
#2	8.40052	0.00030	0.00690	-0.00051	0.00259	4.12510	0.00054	-0.00113	0.00344
Mean	**8.44007**	**0.00014**	**0.00549**	**0.00055**	**0.00220**	**4.13405**	**-0.00059**	**0.00141**	**0.00391**
%RSD	0.66272	162.82894	36.22332	270.83553	24.67370	0.30611	269.24801	254.49406	17.08919

	Si	**Sn**	**Sr**	**Th**	**Ti**	**Tl**	**U**	**V**	**Zn**
	ppm	ppm	ppm	ppm	ppm	ppm	ppm	ppm	ppm
#1	6.04283	-0.00211	1.18423	0.01459	0.00049	-0.00226	-0.00368	0.00665	0.00733
#2	6.00134	-0.00266	1.17612	0.01110	0.00043	-0.00053	0.00611	0.00678	0.00772
Mean	**6.02208**	**-0.00238**	**1.18018**	**0.01284**	**0.00046**	**-0.00140**	**0.00121**	**0.00671**	**0.00752**
%RSD	0.48717	16.46970	0.48549	19.18016	9.49142	87.38352	571.47214	1.31439	3.74619

	Zr	**Pb**	**Se**
	ppm	calc	calc
#1	-0.00398	0.00175	0.00424
#2	-0.00320	0.00156	0.00192
Mean	**-0.00359**	**0.00165**	**0.00308**
%RSD	15.42939	8.22251	53.39608

Method : Paragon File : 080917A Printed : 9/17/2008 20:52:49
SampleId1 : 0808201-5 **SampleId2 :** **[SAMPLE]**
Analysis commenced : 9/17/2008 12:21:40
Dilution ratio : 1.00000 to 1.00000 Tray : Position : TUBE27

Final concentrations

	Ag	**Al**	**As**	**B**	**Ba**	**Be**	**Bi**	**Ca**	**Cd**
	ppm	ppm	ppm	ppm	ppm	ppm	ppm	ppm	ppm
#1	-0.00032	0.04908	0.00381	0.03233	0.14384	0.00048	-0.00040	31.05854	0.00024
#2	0.00036	0.04648	0.00246	0.03098	0.14418	0.00048	-0.00104	31.05344	0.00017
Mean	**0.00002**	**0.04778**	**0.00314**	**0.03165**	**0.14401**	**0.00048**	**-0.00072**	**31.05599**	**0.00020**
%RSD	2568.34718	3.84238	30.42984	3.02364	0.16612	0.10451	62.99796	0.01162	22.83443

	Co	**Cr**	**Cu**	**Fe**	**K**	**Li**	**Mg**	**Mn**	**Mo**
	ppm	ppm	ppm	ppm	ppm	ppm	ppm	ppm	ppm
#1	-0.00091	0.00075	0.00048	0.04183	1.76949	0.01777	7.29900	0.00068	0.00038
#2	-0.00008	0.00137	0.00049	0.04218	1.77268	0.01776	7.30715	0.00068	0.00081
Mean	**-0.00049**	**0.00106**	**0.00049**	**0.04201**	**1.77109**	**0.01777**	**7.30307**	**0.00068**	**0.00059**

%RSD	119.27679	41.30523	1.47868	0.58649	0.12755	0.01103	0.07897	0.00000	50.65484

	Na	**Ni**	**P**	**Pb I**	**Pb II**	**S**	**Sb**	**Se I**	**Se II**
	ppm	ppm	ppm	ppm	ppm	ppm	ppm	ppm	ppm
#1	6.85831	0.00034	0.01347	-0.00327	0.00195	4.17879	-0.00079	-0.00565	0.00627
#2	6.88207	0.00049	0.01628	-0.00467	0.00243	4.17879	0.00291	-0.00370	0.00294
Mean	**6.87019**	**0.00041**	**0.01487**	**-0.00397**	**0.00219**	**4.17879**	**0.00106**	**-0.00467**	**0.00460**
%RSD	0.24451	24.79260	13.37896	24.93681	15.35283	0.00000	247.31572	29.49611	51.19457

	Si	**Sn**	**Sr**	**Th**	**Ti**	**Tl**	**U**	**V**	**Zn**
	ppm	ppm	ppm	ppm	ppm	ppm	ppm	ppm	ppm
#1	5.78983	-0.00072	0.68837	0.00892	0.00011	-0.00540	0.00741	0.01021	0.00613
#2	5.79274	0.00511	0.68909	0.01274	0.00014	-0.00397	-0.01087	0.01068	0.00633
Mean	**5.79129**	**0.00220**	**0.68873**	**0.01083**	**0.00013**	**-0.00469**	**-0.00173**	**0.01044**	**0.00623**
%RSD	0.03559	187.58628	0.07330	24.92237	14.99192	21.56643	745.94012	3.16938	2.26264

	Zr	**Pb**	**Se**
	ppm	calc	calc
#1	-0.00322	0.00021	0.00230
#2	-0.00316	0.00006	0.00073
Mean	**-0.00319**	**0.00014**	**0.00151**
%RSD	1.28113	76.23264	73.49763

Method : Paragon File : 080917A Printed : 9/17/2008 20:52:49
SampleId1 : 0808201-6 **SampleId2 :** **[SAMPLE]**
Analysis commenced : 9/17/2008 12:23:37
Dilution ratio : 1.00000 to 1.00000 Tray : Position : TUBE28

Final concentrations

	Ag	**Al**	**As**	**B**	**Ba**	**Be**	**Bi**	**Ca**	**Cd**
	ppm	ppm	ppm	ppm	ppm	ppm	ppm	ppm	ppm
#1	-0.00090	0.05634	-0.00395	0.09190	0.02857	0.00078	0.00119	436.82895	0.00021
#2	-0.00163	0.04632	-0.00215	0.08939	0.02823	0.00075	0.00106	433.59307	0.00037
Mean	**-0.00126**	**0.05133**	**-0.00305**	**0.09065**	**0.02840**	**0.00076**	**0.00112**	**435.21101**	**0.00029**
%RSD	40.71201	13.79181	41.72459	1.96191	0.84133	2.98083	8.28721	0.52575	37.92637

	Co	**Cr**	**Cu**	**Fe**	**K**	**Li**	**Mg**	**Mn**	**Mo**
	ppm	ppm	ppm	ppm	ppm	ppm	ppm	ppm	ppm
#1	0.00071	-0.00046	0.00137	0.00203	9.74899	0.15098	110.06164	0.01945	0.00019
#2	0.00006	-0.00019	0.00082	0.00221	9.69216	0.14992	109.24564	0.01938	0.00038
Mean	**0.00039**	**-0.00032**	**0.00109**	**0.00212**	**9.72058**	**0.15045**	**109.65364**	**0.01942**	**0.00029**
%RSD	118.92719	58.94378	35.79240	5.81194	0.41336	0.49520	0.52620	0.23661	46.64754

	Na	**Ni**	**P**	**Pb I**	**Pb II**	**S**	**Sb**	**Se I**	**Se II**
	ppm	ppm	ppm	ppm	ppm	ppm	ppm	ppm	ppm
#1	305.04910	0.01229	0.02097	-0.01982	0.00769	394.90237	-0.00171	0.02781	0.02658
#2	302.92642	0.01073	0.01597	-0.01954	0.00743	392.95902	-0.00182	0.01526	0.03058
Mean	**303.98776**	**0.01151**	**0.01847**	**-0.01968**	**0.00756**	**393.93069**	**-0.00176**	**0.02153**	**0.02858**
%RSD	0.49376	9.57980	19.15439	1.02320	2.39639	0.34883	4.15643	41.21235	9.87516

ted: 9/17/2008 20:54:44 User: ROY FRENCH

	Si	Sn	Sr	Th	Ti	Tl	U	V	Zn
	ppm	ppm	ppm	ppm	ppm	ppm	ppm	ppm	ppm
#1	7.09670	0.00803	3.54666	-0.02144	-0.00179	0.00223	0.25546	0.00714	0.00374
#2	7.04267	-0.00585	3.52425	-0.03452	-0.00204	-0.00437	0.24241	0.00680	0.00214
Mean	**7.06968**	**0.00109**	**3.53546**	**-0.02798**	**-0.00192**	**-0.00107**	**0.24894**	**0.00697**	**0.00294**
%RSD	0.54044	900.72237	0.44829	33.05696	9.15133	436.52257	3.70833	3.48102	38.34506

	Zr	Pb	Se
	ppm	calc	calc
#1	-0.00208	-0.00147	0.02699
#2	-0.00156	-0.00155	0.02547
Mean	**-0.00182**	**-0.00151**	**0.02623**
%RSD	20.12886	3.55987	4.08937

Method : Paragon File : 080917A Printed : 9/17/2008 20:52:50
SampleId1 : 0808201-7 SampleId2 : [SAMPLE]
Analysis commenced : 9/17/2008 12:25:43
Dilution ratio : 1.00000 to 1.00000 Tray : Position : TUBE29

Final concentrations

	Ag	Al	As	B	Ba	Be	Bi	Ca	Cd
	ppm	ppm	ppm	ppm	ppm	ppm	ppm	ppm	ppm
#1	-0.00074	0.04003	0.00044	0.09867	0.04814	0.00096	-0.00003	619.74035	0.00071
#2	-0.00530	0.01008	-0.01058	0.09137	0.04718	0.00072	-0.01085	583.77466	-0.00002
Mean	**-0.00302**	**0.02506**	**-0.00507**	**0.09502**	**0.04766**	**0.00084**	**-0.00544**	**601.75751**	**0.00035**
%RSD	106.61989	84.50586	153.60138	5.43486	1.42066	20.34168	140.68560	4.22622	148.22971

	Co	Cr	Cu	Fe	K	Li	Mg	Mn	Mo
	ppm	ppm	ppm	ppm	ppm	ppm	ppm	ppm	ppm
#1	-0.00057	-0.00070	0.00192	-0.00241	11.14328	0.17745	160.39541	0.81169	0.00024
#2	-0.00395	-0.00437	-0.00121	-0.00493	10.92719	0.17570	155.27323	0.78220	-0.00278
Mean	**-0.00226**	**-0.00253**	**0.00036**	**-0.00367**	**11.03523**	**0.17658**	**157.83432**	**0.79695**	**-0.00127**
%RSD	105.91611	102.30766	622.56876	48.63024	1.38460	0.70292	2.29477	2.61630	168.00539

	Na	Ni	P	Pb I	Pb II	S	Sb	Se I	Se II
	ppm	ppm	ppm	ppm	ppm	ppm	ppm	ppm	ppm
#1	199.77354	0.01833	0.01065	-0.02691	0.00996	451.89682	-0.00336	0.02745	0.03162
#2	196.60886	0.01532	-0.00936	-0.05693	0.02425	439.00400	-0.01724	-0.00810	0.05078
Mean	**198.19120**	**0.01683**	**0.00065**	**-0.04192**	**0.01710**	**445.45041**	**-0.01030**	**0.00967**	**0.04120**
%RSD	1.12910	12.65209	2186.37317	50.63092	59.08779	2.04660	95.33069	259.78454	32.88969

	Si	Sn	Sr	Th	Ti	Tl	U	V	Zn
	ppm	ppm	ppm	ppm	ppm	ppm	ppm	ppm	ppm
#1	7.57461	0.00303	5.53198	0.05822	-0.00033	0.00215	0.44347	0.00699	0.02447
#2	7.33360	-0.01044	5.43894	0.00144	-0.00147	-0.01023	0.35665	0.00440	0.02108
Mean	**7.45411**	**-0.00370**	**5.48546**	**0.02983**	**-0.00090**	**-0.00404**	**0.40006**	**0.00569**	**0.02278**
%RSD	2.28624	257.26137	1.19935	134.59976	89.30377	216.84158	15.34557	32.18839	10.52301

	Zr	Pb	SeNCH
	ppm	calc	calc
#1	-0.00739	-0.00232	0.03023
#2	-0.00555	-0.00278	0.03117
Mean	**-0.00647**	**-0.00255**	**0.03070**
%RSD	20.09747	12.84065	2.17689

Method : Paragon File : 080917A Printed : 9/17/2008 20:52:50
SampleId1 : 0808201-8 **SampleId2 :** **[SAMPLE]**
Analysis commenced : 9/17/2008 12:27:39
Dilution ratio : 1.00000 to 1.00000 Tray : Position : TUBE30

Final concentrations

	Ag	Al	As	B	Ba	Be	Bi	Ca	Cd
	ppm	ppm	ppm	ppm	ppm	ppm	ppm	ppm	ppm
#1	0.00051	0.03619	0.00437	0.07551	0.04696	0.00076	0.00333	330.81389	0.00060
#2	0.00072	0.02908	0.00370	0.07420	0.04631	0.00070	0.00320	329.48393	0.00050
Mean	**0.00061**	**0.03264**	**0.00404**	**0.07486**	**0.04664**	**0.00073**	**0.00326**	**330.14891**	**0.00055**
%RSD	24.36629	15.40880	11.82309	1.23341	0.98221	6.35147	2.78388	0.28485	12.74072

	Co	Cr	Cu	Fe	K	Li	Mg	Mn	Mo
	ppm	ppm	ppm	ppm	ppm	ppm	ppm	ppm	ppm
#1	0.01041	0.00130	0.00301	0.03634	7.35958	0.10025	94.18833	1.08592	0.00255
#2	0.01040	0.00090	0.00292	0.03539	7.18179	0.09786	93.33647	1.08023	0.00251
Mean	**0.01040**	**0.00110**	**0.00297**	**0.03587**	**7.27069**	**0.09905**	**93.76240**	**1.08307**	**0.00253**
%RSD	0.01517	25.67958	2.09902	1.88891	1.72903	1.70876	0.64243	0.37129	1.32014

	Na	Ni	P	Pb I	Pb II	S	Sb	Se I	Se II
	ppm	ppm	ppm	ppm	ppm	ppm	ppm	ppm	ppm
#1	108.30844	0.09775	0.05318	-0.00782	0.00416	239.71487	0.00025	0.01854	0.01435
#2	106.12293	0.09817	0.05506	-0.00873	0.00400	237.63670	0.00076	0.01672	0.01037
Mean	**107.21568**	**0.09796**	**0.05412**	**-0.00827**	**0.00408**	**238.67578**	**0.00051**	**0.01763**	**0.01236**
%RSD	1.44138	0.30134	2.45180	7.77793	2.88128	0.61569	72.30949	7.32027	22.80811

	Si	Sn	Sr	Th	Ti	Tl	U	V	Zn
	ppm	ppm	ppm	ppm	ppm	ppm	ppm	ppm	ppm
#1	6.97887	-0.00197	3.04905	0.01816	-0.00037	0.00613	0.16471	0.00831	0.03185
#2	6.88040	-0.00030	3.01492	0.02978	0.00026	0.00153	0.15492	0.00834	0.03185
Mean	**6.92963**	**-0.00113**	**3.03198**	**0.02397**	**-0.00005**	**0.00383**	**0.15982**	**0.00832**	**0.03185**
%RSD	1.00481	103.85375	0.79609	34.27839	858.16566	84.82709	4.33171	0.26317	0.00000

	Zr	Pb	Se
	ppm	calc	calc
#1	-0.00373	0.00017	0.01575
#2	-0.00459	-0.00024	0.01248
Mean	**-0.00416**	**-0.00003**	**0.01412**
%RSD	14.52367	866.49575	16.36616

Method : Paragon File : 080917A Printed : 9/17/2008 20:52:51

SampleId1 : CCV **SampleId2 :** **[CV]**
Analysis commenced : 9/17/2008 12:32:08
Dilution ratio : 1.00000 to 1.00000 Tray : Position : STD6

Final concentrations

	Ag	**Al**	**As**	**B**	**Ba**	**Be**	**Bi**	**Ca**	**Cd**
	ppm	ppm	ppm	ppm	ppm	ppm	ppm	ppm	ppm
#1	0.19476	50.23253	0.49684	0.99556	0.98069	0.48026	0.52252	49.38696	0.49130
#2	0.19572	50.13521	0.49842	0.99688	0.97782	0.47870	0.51934	49.24613	0.49067
Mean	**0.19524**	**50.18387**	**0.49763**	**0.99622**	**0.97925**	**0.47948**	**0.52093**	**49.31654**	**0.49099**
%RSD	0.34745	0.13713	0.22513	0.09340	0.20738	0.23020	0.43216	0.20192	0.09025

	Co	**Cr**	**Cu**	**Fe**	**K**	**Li**	**Mg**	**Mn**	**Mo**
	ppm	ppm	ppm	ppm	ppm	ppm	ppm	ppm	ppm
#1	0.48476	0.98207	0.99458	19.44961	49.99143	0.52886	49.65392	0.97327	1.00140
#2	0.48386	0.98301	0.99553	19.39135	49.95825	0.52897	49.59497	0.97036	0.99722
Mean	**0.48431**	**0.98254**	**0.99505**	**19.42048**	**49.97484**	**0.52892**	**49.62445**	**0.97181**	**0.99931**
%RSD	0.13092	0.06776	0.06706	0.21212	0.04695	0.01496	0.08399	0.21133	0.29631

	Na	**Ni**	**P**	**Pb I**	**Pb II**	**S**	**Sb**	**Se I**	**Se II**
	ppm	ppm	ppm	ppm	ppm	ppm	ppm	ppm	ppm
#1	48.42525	0.97865	4.47219	0.96799	0.94732	4.88053	0.50299	0.98468	0.95185
#2	48.41280	0.97496	4.45263	0.97480	0.94753	4.86263	0.49412	0.98535	0.96140
Mean	**48.41903**	**0.97681**	**4.46241**	**0.97140**	**0.94743**	**4.87158**	**0.49855**	**0.98501**	**0.95662**
%RSD	0.01817	0.26742	0.30987	0.49564	0.01553	0.25990	1.25866	0.04764	0.70630

	Si	**Sn**	**Sr**	**Th**	**Ti**	**Tl**	**U**	**V**	**Zn**
	ppm	ppm	ppm	ppm	ppm	ppm	ppm	ppm	ppm
#1	4.82179	0.96913	0.49091	0.26989	0.46933	0.51620	4.97598	0.48255	0.94968
#2	4.81906	0.97375	0.48935	0.25740	0.46762	0.51454	4.96359	0.48113	0.94240
Mean	**4.82043**	**0.97144**	**0.49013**	**0.26365**	**0.46847**	**0.51537**	**4.96978**	**0.48184**	**0.94604**
%RSD	0.04013	0.33643	0.22477	3.34934	0.25744	0.22770	0.17629	0.20917	0.54377

	Zr	**Pb**	**Se**
	ppm	calc	calc
#1	0.97176	0.95421	0.96278
#2	0.96918	0.95661	0.96937
Mean	**0.97047**	**0.95541**	**0.96608**
%RSD	0.18791	0.17808	0.48267

Method : Paragon File : 080917A Printed : 9/17/2008 20:52:51
SampleId1 : CCB **SampleId2 :** **[CB]**
Analysis commenced : 9/17/2008 12:34:20
Dilution ratio : 1.00000 to 1.00000 Tray : Position : STD2

Final concentrations

	Ag	**Al**	**As**	**B**	**Ba**	**Be**	**Bi**	**Ca**	**Cd**
	ppm	ppm	ppm	ppm	ppm	ppm	ppm	ppm	ppm

#1	-0.00026	0.05411	0.00257	-0.00300	0.00010	0.00041	-0.00104	-0.05693	-0.00013
#2	-0.00040	0.05400	0.00235	-0.00203	0.00016	0.00038	0.00163	-0.05815	0.00019
Mean	**-0.00033**	**0.05405**	**0.00246**	**-0.00252**	**0.00013**	**0.00040**	**0.00030**	**-0.05754**	**0.00003**
%RSD	30.29771	0.15409	6.46204	27.14089	30.07084	5.68188	631.57178	1.50120	749.25431

	Co	**Cr**	**Cu**	**Fe**	**K**	**Li**	**Mg**	**Mn**	**Mo**
	ppm	ppm	ppm	ppm	ppm	ppm	ppm	ppm	ppm
#1	0.00025	0.00000	0.00049	-0.00502	0.12068	0.00529	-0.02309	0.00022	-0.00033
#2	-0.00022	0.00014	0.00001	-0.00554	0.11792	0.00526	-0.02605	0.00022	-0.00089
Mean	**0.00002**	**0.00007**	**0.00025**	**-0.00528**	**0.11930**	**0.00527**	**-0.02457**	**0.00022**	**-0.00061**
%RSD	1889.71714	139.97838	134.09064	6.99321	1.64006	0.37186	8.51641	0.00000	65.59119

	Na	**Ni**	**P**	**Pb I**	**Pb II**	**S**	**Sb**	**Se I**	**Se II**
	ppm	ppm	ppm	ppm	ppm	ppm	ppm	ppm	ppm
#1	0.16648	-0.00051	-0.00092	0.00120	0.00073	0.01480	-0.00306	0.00018	0.00213
#2	0.16604	-0.00093	0.00753	0.00009	0.00099	0.00409	-0.00162	-0.00535	0.00416
Mean	**0.16626**	**-0.00072**	**0.00330**	**0.00064**	**0.00086**	**0.00945**	**-0.00234**	**-0.00259**	**0.00314**
%RSD	0.18922	40.98305	180.64026	122.01734	21.36264	80.15163	43.41601	151.01578	45.63174

	Si	**Sn**	**Sr**	**Th**	**Ti**	**Tl**	**U**	**V**	**Zn**
	ppm	ppm	ppm	ppm	ppm	ppm	ppm	ppm	ppm
#1	0.00933	-0.00308	-0.00040	0.01949	0.00013	-0.00066	-0.00170	0.00009	0.00075
#2	0.01061	0.00386	-0.00040	0.01406	0.00016	-0.00209	0.00678	-0.00038	0.00055
Mean	**0.00997**	**0.00039**	**-0.00040**	**0.01677**	**0.00014**	**-0.00138**	**0.00254**	**-0.00014**	**0.00065**
%RSD	9.08751	1248.44982	1.49224	22.86298	13.13531	73.68779	236.01220	229.06749	21.73854

	Zr	**Pb**	**Se**
	ppm	calc	calc
#1	-0.00099	0.00089	0.00148
#2	-0.00082	0.00069	0.00099
Mean	**-0.00090**	**0.00079**	**0.00123**
%RSD	13.21985	17.66011	27.93527

Method : Paragon File : 080917A Printed : 9/17/2008 20:52:52
SampleId1 : 0808201-9 **SampleId2 :** **[SAMPLE]**
Analysis commenced : 9/17/2008 12:36:32
Dilution ratio : 1.00000 to 1.00000 Tray : Position : TUBE31

Final concentrations

	Ag	**Al**	**As**	**B**	**Ba**	**Be**	**Bi**	**Ca**	**Cd**
	ppm	ppm	ppm	ppm	ppm	ppm	ppm	ppm	ppm
#1	-0.00050	0.09231	1.05417	0.13796	0.03764	0.00127	-0.00041	812.34623	0.00003
#2	-0.00473	0.04729	1.00154	0.12852	0.03671	0.00102	-0.01467	749.18767	-0.00113
Mean	**-0.00261**	**0.06980**	**1.02785**	**0.13324**	**0.03717**	**0.00115**	**-0.00754**	**780.76695**	**-0.00055**
%RSD	114.34850	45.60454	3.62028	5.00706	1.76783	15.69303	133.69928	5.72000	149.65972

	Co	**Cr**	**Cu**	**Fe**	**K**	**Li**	**Mg**	**Mn**	**Mo**
	ppm	ppm	ppm	ppm	ppm	ppm	ppm	ppm	ppm
#1	0.00120	-0.00068	0.01370	0.04349	18.77924	0.26740	248.16738	0.36441	1.36577

#2	-0.00414	-0.00542	0.01066	0.03835	18.71515	0.26890	238.29669	0.34867	1.32206
Mean	**-0.00147**	**-0.00305**	**0.01218**	**0.04092**	**18.74719**	**0.26815**	**243.23203**	**0.35654**	**1.34392**
%RSD	256.66020	109.94895	17.62969	8.88087	0.24174	0.39654	2.86954	3.12306	2.29960

	Na	**Ni**	**P**	**Pb I**	**Pb II**	**S**	**Sb**	**Se I**	**Se II**
	ppm	ppm	ppm	ppm	ppm	ppm	ppm	ppm	ppm
#1	430.60095	0.00703	0.12701	-0.01979	0.00946	648.61157	-0.00145	0.09135	0.08005
#2	414.90656	0.00330	0.08916	-0.06063	0.02565	624.27735	-0.01581	0.05684	0.10660
Mean	**422.75376**	**0.00517**	**0.10809**	**-0.04021**	**0.01756**	**636.44446**	**-0.00863**	**0.07410**	**0.09332**
%RSD	2.62508	51.14406	24.76658	71.81508	65.20919	2.70360	117.65835	32.93372	20.11249

	Si	**Sn**	**Sr**	**Th**	**Ti**	**Tl**	**U**	**V**	**Zn**
	ppm	ppm	ppm	ppm	ppm	ppm	ppm	ppm	ppm
#1	7.56905	0.00248	6.88491	0.10730	-0.00008	0.00663	2.30410	0.01570	0.01211
#2	7.31500	-0.00918	6.80817	0.01316	-0.00213	-0.00902	2.21590	0.01093	0.00792
Mean	**7.44203**	**-0.00335**	**6.84654**	**0.06023**	**-0.00111**	**-0.00119**	**2.26000**	**0.01331**	**0.01002**
%RSD	2.41393	245.82599	0.79255	110.51453	130.83004	927.07953	2.75961	25.36108	29.55118

	Zr	**Pb**	**Se**
	ppm	calc	calc
#1	-0.00897	-0.00028	0.08381
#2	-0.00538	-0.00308	0.09003
Mean	**-0.00718**	**-0.00168**	**0.08692**
%RSD	35.38024	117.90136	5.05422

Method : Paragon File : 080917A Printed : 9/17/2008 20:52:52
SampleId1 : 0808201-10 **SampleId2 :** **[SAMPLE]**
Analysis commenced : 9/17/2008 12:38:29
Dilution ratio : 1.00000 to 1.00000 Tray : Position : TUBE32

Final concentrations

	Ag	**Al**	**As**	**B**	**Ba**	**Be**	**Bi**	**Ca**	**Cd**
	ppm	ppm	ppm	ppm	ppm	ppm	ppm	ppm	ppm
#1	-0.00145	0.05133	0.27658	0.07019	0.06825	0.00079	0.00263	265.36526	0.00002
#2	-0.00066	0.05422	0.28617	0.07048	0.06966	0.00097	0.00289	269.45127	0.00009
Mean	**-0.00105**	**0.05277**	**0.28138**	**0.07033**	**0.06896**	**0.00088**	**0.00276**	**267.40826**	**0.00005**
%RSD	53.14251	3.88028	2.41090	0.29170	1.44435	14.48722	6.64700	1.08046	93.50713

	Co	**Cr**	**Cu**	**Fe**	**K**	**Li**	**Mg**	**Mn**	**Mo**
	ppm	ppm	ppm	ppm	ppm	ppm	ppm	ppm	ppm
#1	0.00088	-0.00021	0.00354	0.04488	6.26681	0.07859	60.45428	0.03920	0.17250
#2	0.00106	0.00019	0.00428	0.04575	6.47035	0.08127	61.80405	0.04005	0.17463
Mean	**0.00097**	**-0.00001**	**0.00391**	**0.04532**	**6.36858**	**0.07993**	**61.12917**	**0.03963**	**0.17357**
%RSD	13.04504	2624.30936	13.37540	1.35917	2.25991	2.36460	1.56133	1.50769	0.86678

	Na	**Ni**	**P**	**Pb I**	**Pb II**	**S**	**Sb**	**Se I**	**Se II**
	ppm	ppm	ppm	ppm	ppm	ppm	ppm	ppm	ppm
#1	121.21892	0.00887	0.03379	-0.01335	0.00470	192.10081	-0.00134	0.02252	0.02446
#2	124.73500	0.00852	0.02942	-0.01091	0.00056	195.95721	-0.00297	0.01642	0.02822

Mean	**122.97696**	**0.00869**	**0.03160**	**-0.01213**	**0.00263**	**194.02901**	**-0.00215**	**0.01947**	**0.02634**
%RSD	2.02171	2.80306	9.79568	14.22861	111.33105	1.40540	53.69960	22.18556	10.11418

	Si	**Sn**	**Sr**	**Th**	**Ti**	**Tl**	**U**	**V**	**Zn**
	ppm	ppm	ppm	ppm	ppm	ppm	ppm	ppm	ppm
#1	6.43735	0.00359	2.60405	0.03746	0.00008	-0.00362	0.39252	0.01289	0.05099
#2	6.61114	-0.00183	2.65649	0.04411	0.00017	0.00242	0.40818	0.01302	0.05079
Mean	**6.52425**	**0.00088**	**2.63027**	**0.04078**	**0.00012**	**-0.00060**	**0.40035**	**0.01296**	**0.05089**
%RSD	1.88360	435.53245	1.40981	11.52851	51.80361	710.03646	2.76705	0.68232	0.27713

	Zr	**Pb**	**Se**
	ppm	calc	calc
#1	-0.00548	-0.00131	0.02381
#2	-0.00587	-0.00326	0.02429
Mean	**-0.00568**	**-0.00228**	**0.02405**
%RSD	4.79913	60.47701	1.40743

Method : Paragon File : 080917A Printed : 9/17/2008 20:52:53
SampleId1 : 0808201-11 **SampleId2 :** **[SAMPLE]**
Analysis commenced : 9/17/2008 12:40:25
Dilution ratio : 1.00000 to 1.00000 Tray : Position : TUBE33

Final concentrations

	Ag	**Al**	**As**	**B**	**Ba**	**Be**	**Bi**	**Ca**	**Cd**
	ppm	ppm	ppm	ppm	ppm	ppm	ppm	ppm	ppm
#1	0.00051	0.03470	0.00359	0.04277	0.10305	0.00066	0.00305	202.55130	-0.00004
#2	-0.00015	0.04733	0.00550	0.04316	0.10398	0.00069	0.00330	202.37298	0.00006
Mean	**0.00018**	**0.04102**	**0.00454**	**0.04297**	**0.10352**	**0.00068**	**0.00317**	**202.46214**	**0.00001**
%RSD	264.24412	21.76949	29.76616	0.63651	0.63526	3.41747	5.60533	0.06228	1162.01494

	Co	**Cr**	**Cu**	**Fe**	**K**	**Li**	**Mg**	**Mn**	**Mo**
	ppm	ppm	ppm	ppm	ppm	ppm	ppm	ppm	ppm
#1	-0.00025	0.00124	0.00251	0.06666	3.33728	0.06544	39.01467	0.00743	0.02484
#2	-0.00096	0.00084	0.00251	0.06648	3.36435	0.06619	39.06332	0.00737	0.02333
Mean	**-0.00061**	**0.00104**	**0.00251**	**0.06657**	**3.35082**	**0.06582**	**39.03899**	**0.00740**	**0.02409**
%RSD	82.58619	27.35149	0.08167	0.18507	0.57114	0.80990	0.08813	0.62084	4.43662

	Na	**Ni**	**P**	**Pb I**	**Pb II**	**S**	**Sb**	**Se I**	**Se II**
	ppm	ppm	ppm	ppm	ppm	ppm	ppm	ppm	ppm
#1	68.04111	0.00078	0.01566	-0.00632	0.00698	110.60338	0.00102	0.01713	0.02048
#2	68.87933	0.00070	0.00784	-0.01088	0.00581	110.93713	-0.00362	0.01159	0.02410
Mean	**68.46022**	**0.00074**	**0.01175**	**-0.00860**	**0.00639**	**110.77026**	**-0.00130**	**0.01436**	**0.02229**
%RSD	0.86578	6.92960	47.05535	37.46448	12.96816	0.21305	252.56006	27.30377	11.50789

	Si	**Sn**	**Sr**	**Th**	**Ti**	**Tl**	**U**	**V**	**Zn**
	ppm	ppm	ppm	ppm	ppm	ppm	ppm	ppm	ppm
#1	6.02892	0.00734	2.50923	0.01425	-0.00021	0.00190	0.05960	0.00965	0.00573
#2	6.06423	-0.00266	2.52527	0.00389	-0.00083	0.00371	0.05438	0.00962	0.00473
Mean	**6.04657**	**0.00234**	**2.51725**	**0.00907**	**-0.00052**	**0.00280**	**0.05699**	**0.00964**	**0.00523**

%RSD	0.41295	302.34548	0.45048	80.69651	84.82818	45.79625	6.47824	0.22921	13.46778

	Zr	Pb	Se
	ppm	calc	calc
#1	-0.00341	0.00255	0.01936
#2	-0.00301	0.00025	0.01993
Mean	**-0.00321**	**0.00140**	**0.01965**
%RSD	8.72307	116.23108	2.06305

Method : Paragon File : 080917A Printed : 9/17/2008 20:52:53
SampleId1 : 0808201-12 **SampleId2 :** **[SAMPLE]**
Analysis commenced : 9/17/2008 12:42:22
Dilution ratio : 1.00000 to 1.00000 Tray : Position : TUBE34

Final concentrations

	Ag	Al	As	B	Ba	Be	Bi	Ca	Cd
	ppm	ppm	ppm	ppm	ppm	ppm	ppm	ppm	ppm
#1	-0.00166	0.04439	-0.00350	0.09113	0.03057	0.00096	-0.00883	638.51355	-0.00010
#2	0.00091	0.04808	-0.00181	0.09456	0.03136	0.00099	-0.00133	649.04760	0.00025
Mean	**-0.00038**	**0.04624**	**-0.00266**	**0.09285**	**0.03096**	**0.00098**	**-0.00508**	**643.78057**	**0.00008**
%RSD	480.86698	5.64929	44.91451	2.61532	1.80068	2.11704	104.46792	1.15702	334.13890

	Co	Cr	Cu	Fe	K	Li	Mg	Mn	Mo
	ppm	ppm	ppm	ppm	ppm	ppm	ppm	ppm	ppm
#1	0.07371	-0.00060	-0.00006	-0.00894	17.74153	0.22750	238.84999	3.80248	-0.00042
#2	0.07603	0.00013	0.00151	-0.00694	17.90245	0.22985	241.71002	3.84962	0.00114
Mean	**0.07487**	**-0.00023**	**0.00072**	**-0.00794**	**17.82199**	**0.22867**	**240.28000**	**3.82605**	**0.00036**
%RSD	2.18841	223.25162	152.97967	17.83872	0.63848	0.72703	0.84166	0.87120	308.51705

	Na	Ni	P	Pb I	Pb II	S	Sb	Se I	Se II
	ppm	ppm	ppm	ppm	ppm	ppm	ppm	ppm	ppm
#1	221.11992	0.32269	0.01972	-0.03713	0.01455	537.49158	-0.00645	0.00783	0.04144
#2	223.18356	0.32778	0.03442	-0.02476	0.00875	542.33160	-0.00109	0.03457	0.03360
Mean	**222.15174**	**0.32523**	**0.02707**	**-0.03095**	**0.01165**	**539.91159**	**-0.00377**	**0.02120**	**0.03752**
%RSD	0.65685	1.10710	38.39299	28.28144	35.23124	0.63388	100.46773	89.19596	14.77782

	Si	Sn	Sr	Th	Ti	Tl	U	V	Zn
	ppm	ppm	ppm	ppm	ppm	ppm	ppm	ppm	ppm
#1	7.43121	-0.00877	6.67515	-0.00919	-0.00184	-0.00217	0.30508	0.00418	0.01111
#2	7.52975	0.00095	6.72775	-0.00226	-0.00195	0.00380	0.34621	0.00642	0.01191
Mean	**7.48048**	**-0.00391**	**6.70145**	**-0.00573**	**-0.00189**	**0.00082**	**0.32564**	**0.00530**	**0.01151**
%RSD	0.93144	175.82989	0.55509	85.61978	3.97715	516.94453	8.92961	29.98224	4.89789

	Zr	Pb	Se
	ppm	calc	calc
#1	-0.00307	-0.00266	0.03024
#2	-0.00248	-0.00241	0.03392
Mean	**-0.00277**	**-0.00253**	**0.03208**
%RSD	15.01681	6.96351	8.10003

ted: 9/17/2008 20:54:45 User: ROY FRENCH
Method : Paragon File : 080917A Printed : 9/17/2008 20:52:54
SampleId1 : 0808201-13 SampleId2 : [SAMPLE]
Analysis commenced : 9/17/2008 12:44:18
Dilution ratio : 1.00000 to 1.00000 Tray : Position : TUBE35

Final concentrations

	Ag	Al	As	B	Ba	Be	Bi	Ca	Cd
	ppm	ppm	ppm	ppm	ppm	ppm	ppm	ppm	ppm
#1	0.00151	0.04956	0.00404	0.11454	0.09155	0.00112	-0.00114	546.64086	0.00424
#2	0.00057	0.05234	0.00494	0.11561	0.09232	0.00118	0.00013	546.66720	0.00402
Mean	**0.00104**	**0.05095**	**0.00449**	**0.11507**	**0.09193**	**0.00115**	**-0.00050**	**546.65403**	**0.00413**
%RSD	63.63030	3.86069	14.18321	0.65398	0.58516	4.08513	179.10582	0.00341	3.84916

	Co	Cr	Cu	Fe	K	Li	Mg	Mn	Mo
	ppm	ppm	ppm	ppm	ppm	ppm	ppm	ppm	ppm
#1	0.51504	0.00276	0.01000	-0.02122	29.20533	0.29066	485.70749	12.83776	0.00043
#2	0.51600	0.00310	0.01047	-0.02113	29.66825	0.29482	487.87063	12.86272	0.00161
Mean	**0.51552**	**0.00293**	**0.01024**	**-0.02117**	**29.43679**	**0.29274**	**486.78906**	**12.85024**	**0.00102**
%RSD	0.13142	8.40725	3.23245	0.29077	1.11200	1.00371	0.31422	0.13737	81.98017

	Na	Ni	P	Pb I	Pb II	S	Sb	Se I	Se II
	ppm	ppm	ppm	ppm	ppm	ppm	ppm	ppm	ppm
#1	249.22040	1.42550	0.01659	-0.01822	0.00558	774.83692	-0.00029	0.01836	0.03369
#2	251.39343	1.43143	0.01597	-0.01940	0.00658	777.84424	-0.00049	0.01818	0.03442
Mean	**250.30692**	**1.42846**	**0.01628**	**-0.01881**	**0.00608**	**776.34058**	**-0.00039**	**0.01827**	**0.03406**
%RSD	0.61387	0.29353	2.71617	4.45923	11.58192	0.27391	35.99843	0.67829	1.50605

	Si	Sn	Sr	Th	Ti	Tl	U	V	Zn
	ppm	ppm	ppm	ppm	ppm	ppm	ppm	ppm	ppm
#1	7.52707	0.00720	6.76828	0.03059	-0.00100	-0.00536	0.54206	0.01107	0.13642
#2	7.58251	-0.00266	6.80232	0.01983	-0.00126	0.00354	0.54141	0.01038	0.13602
Mean	**7.55479**	**0.00227**	**6.78530**	**0.02521**	**-0.00113**	**-0.00091**	**0.54173**	**0.01073**	**0.13622**
%RSD	0.51883	307.18711	0.35477	30.20130	16.65734	693.58245	0.08522	4.52568	0.20734

	Zr	Pb	Se
	ppm	calc	calc
#1	-0.00357	-0.00234	0.02859
#2	-0.00283	-0.00207	0.02901
Mean	**-0.00320**	**-0.00221**	**0.02880**
%RSD	16.37780	8.61860	1.04464

Method : Paragon File : 080917A Printed : 9/17/2008 20:52:54
SampleId1 : 0808201-14 SampleId2 : [SAMPLE]
Analysis commenced : 9/17/2008 12:46:14
Dilution ratio : 1.00000 to 1.00000 Tray : Position : TUBE36

Final concentrations

	Ag	Al	As	B	Ba	Be	Bi	Ca	Cd
	ppm	ppm	ppm	ppm	ppm	ppm	ppm	ppm	ppm
#1	-0.00045	0.04614	-0.00080	0.04403	0.06259	0.00095	-0.00291	263.66264	0.00023
#2	-0.00039	0.04933	0.00145	0.04422	0.06265	0.00097	-0.00037	264.42640	0.00032
Mean	**-0.00042**	**0.04773**	**0.00032**	**0.04413**	**0.06262**	**0.00096**	**-0.00164**	**264.04452**	**0.00027**
%RSD	11.33586	4.72029	490.13971	0.30989	0.06362	1.16060	109.31117	0.20453	22.50605

	Co	Cr	Cu	Fe	K	Li	Mg	Mn	Mo
	ppm	ppm	ppm	ppm	ppm	ppm	ppm	ppm	ppm
#1	0.00177	-0.00020	0.00136	0.01422	4.74737	0.08555	85.86050	0.70112	-0.00085
#2	0.00218	0.00009	0.00174	0.01475	4.73223	0.08523	85.81003	0.70178	0.00118
Mean	**0.00198**	**-0.00005**	**0.00155**	**0.01448**	**4.73980**	**0.08539**	**85.83527**	**0.70145**	**0.00017**
%RSD	14.85275	375.43289	17.06717	2.55082	0.22585	0.26485	0.04157	0.06625	853.25301

	Na	Ni	P	Pb I	Pb II	S	Sb	Se I	Se II
	ppm	ppm	ppm	ppm	ppm	ppm	ppm	ppm	ppm
#1	70.21113	0.03622	0.02410	-0.01602	0.00324	199.77740	0.00157	-0.00250	0.00668
#2	70.10507	0.03542	0.02035	-0.01185	0.00228	199.37766	0.00086	-0.00097	0.00015
Mean	**70.15810**	**0.03582**	**0.02222**	**-0.01393**	**0.00276**	**199.57753**	**0.00122**	**-0.00173**	**0.00341**
%RSD	0.10689	1.57572	11.94026	21.14910	24.57946	0.14163	41.10938	62.36786	135.22199

	Si	Sn	Sr	Th	Ti	Tl	U	V	Zn
	ppm	ppm	ppm	ppm	ppm	ppm	ppm	ppm	ppm
#1	6.60972	-0.00058	3.88871	0.00470	-0.00085	0.00173	0.10206	0.01086	0.00792
#2	6.59987	0.00178	3.88008	0.01283	-0.00069	0.00107	0.10206	0.01123	0.00812
Mean	**6.60479**	**0.00060**	**3.88440**	**0.00876**	**-0.00077**	**0.00140**	**0.10206**	**0.01105**	**0.00802**
%RSD	0.10543	277.00492	0.15698	65.60928	13.84084	33.76491	0.00025	2.39777	1.75677

	Zr	Pb	Se
	ppm	calc	calc
#1	-0.00333	-0.00317	0.00362
#2	-0.00348	-0.00242	-0.00022
Mean	**-0.00341**	**-0.00280**	**0.00170**
%RSD	3.10376	18.88833	159.97338

Method : Paragon File : 080917A Printed : 9/17/2008 20:52:55
SampleId1 : 0808201-15 **SampleId2 :** **[SAMPLE]**
Analysis commenced : 9/17/2008 12:48:11
Dilution ratio : 1.00000 to 1.00000 Tray : Position : TUBE37

Final concentrations

	Ag	Al	As	B	Ba	Be	Bi	Ca	Cd
	ppm	ppm	ppm	ppm	ppm	ppm	ppm	ppm	ppm
#1	0.00001	0.03839	-0.00080	0.05897	0.06324	0.00085	0.00344	391.32713	0.00005
#2	-0.00052	0.04880	-0.00170	0.06018	0.06397	0.00088	-0.00011	391.82308	-0.00025
Mean	**-0.00025**	**0.04359**	**-0.00125**	**0.05957**	**0.06361**	**0.00087**	**0.00166**	**391.57511**	**-0.00010**
%RSD	147.46178	16.88790	50.89473	1.43478	0.81422	2.68116	151.11882	0.08956	213.82517

	Co	Cr	Cu	Fe	K	Li	Mg	Mn	Mo

	ppm	ppm	ppm	ppm	ppm	ppm	ppm	ppm	ppm
#1	0.00551	0.00116	0.00454	-0.00049	8.94310	0.12732	107.37635	0.57016	-0.00028
#2	0.00462	0.00052	0.00454	-0.00058	9.02767	0.12860	107.85895	0.57213	0.00095
Mean	**0.00506**	**0.00084**	**0.00454**	**-0.00054**	**8.98538**	**0.12796**	**107.61765**	**0.57114**	**0.00033**
%RSD	12.43859	53.62332	0.00565	11.46614	0.66554	0.70322	0.31709	0.24355	260.28118

	Na	**Ni**	**P**	**Pb I**	**Pb II**	**S**	**Sb**	**Se I**	**Se II**
	ppm	ppm	ppm	ppm	ppm	ppm	ppm	ppm	ppm
#1	107.75517	0.03611	0.06538	-0.01648	0.00580	286.96391	-0.00152	-0.00227	0.00559
#2	108.66007	0.03515	0.06851	-0.01488	0.00399	288.35075	-0.00099	0.00217	0.00544
Mean	**108.20762**	**0.03563**	**0.06695**	**-0.01568**	**0.00490**	**287.65733**	**-0.00126**	**-0.00005**	**0.00551**
%RSD	0.59133	1.90817	3.30381	7.21765	26.03672	0.34091	29.70047	6554.26658	1.86061

	Si	**Sn**	**Sr**	**Th**	**Ti**	**Tl**	**U**	**V**	**Zn**
	ppm	ppm	ppm	ppm	ppm	ppm	ppm	ppm	ppm
#1	7.51049	-0.00183	6.08067	0.00451	-0.00139	0.00026	0.10664	0.00312	0.00553
#2	7.55788	0.00331	6.12237	0.02542	-0.00059	0.00408	0.10730	0.00299	0.00613
Mean	**7.53418**	**0.00074**	**6.10152**	**0.01497**	**-0.00099**	**0.00217**	**0.10697**	**0.00305**	**0.00583**
%RSD	0.44478	489.74254	0.48329	98.79645	57.15256	124.78435	0.43150	2.88948	7.25200

	Zr	**Pb**	**Se**
	ppm	calc	calc
#1	-0.00345	-0.00162	0.00297
#2	-0.00488	-0.00229	0.00435
Mean	**-0.00417**	**-0.00195**	**0.00366**
%RSD	24.35174	24.22810	26.70296

Method : Paragon File : 080917A Printed : 9/17/2008 20:52:55
SampleId1 : 0808201-16 **SampleId2 :** **[SAMPLE]**
Analysis commenced : 9/17/2008 12:50:09
Dilution ratio : 1.00000 to 1.00000 Tray : Position : TUBE38

Final concentrations

	Ag	**Al**	**As**	**B**	**Ba**	**Be**	**Bi**	**Ca**	**Cd**
	ppm	ppm	ppm	ppm	ppm	ppm	ppm	ppm	ppm
#1	-0.00036	0.04638	0.00280	0.03083	0.11821	0.00065	0.00241	165.62695	-0.00005
#2	0.00010	0.04909	-0.00091	0.03233	0.11855	0.00065	0.00102	166.55827	0.00017
Mean	**-0.00013**	**0.04774**	**0.00094**	**0.03158**	**0.11838**	**0.00065**	**0.00171**	**166.09261**	**0.00006**
%RSD	250.68431	4.01158	278.27545	3.35529	0.20202	0.06197	57.53759	0.39649	267.27993

	Co	**Cr**	**Cu**	**Fe**	**K**	**Li**	**Mg**	**Mn**	**Mo**
	ppm	ppm	ppm	ppm	ppm	ppm	ppm	ppm	ppm
#1	-0.00005	0.00217	0.00139	0.06248	3.02020	0.04594	43.20010	0.01484	0.00024
#2	0.00036	0.00220	0.00185	0.06230	3.03064	0.04590	43.32602	0.01497	0.00081
Mean	**0.00015**	**0.00218**	**0.00162**	**0.06239**	**3.02542**	**0.04592**	**43.26306**	**0.01490**	**0.00052**
%RSD	189.86456	0.76977	20.19992	0.19747	0.24403	0.06813	0.20580	0.61656	76.69693

	Na	**Ni**	**P**	**Pb I**	**Pb II**	**S**	**Sb**	**Se I**	**Se II**
	ppm	ppm	ppm	ppm	ppm	ppm	ppm	ppm	ppm

#1	26.42401	0.00127	0.01097	-0.00706	0.00179	93.89175	0.00105	0.01173	0.01003
#2	26.43497	0.00094	0.01472	-0.00398	0.00347	94.00946	0.00424	0.00474	0.00452
Mean	**26.42949**	**0.00110**	**0.01284**	**-0.00552**	**0.00263**	**93.95061**	**0.00265**	**0.00823**	**0.00727**
%RSD	0.02933	20.92842	20.66181	39.50002	45.04109	0.08859	85.39866	59.99209	53.60901

	Si	**Sn**	**Sr**	**Th**	**Ti**	**Tl**	**U**	**V**	**Zn**
	ppm	ppm	ppm	ppm	ppm	ppm	ppm	ppm	ppm
#1	6.00323	-0.00099	2.95658	0.00234	-0.00041	0.00553	0.05895	0.00766	0.00653
#2	6.01450	0.00484	2.96342	0.00319	-0.00031	0.00572	0.06874	0.00803	0.00653
Mean	**6.00887**	**0.00192**	**2.96000**	**0.00277**	**-0.00036**	**0.00563**	**0.06385**	**0.00784**	**0.00653**
%RSD	0.13266	214.64316	0.16344	21.78483	19.04070	2.46289	10.84278	3.37501	0.00000

	Zr	**Pb**	**Se**
	ppm	calc	calc
#1	-0.00275	-0.00115	0.01060
#2	-0.00243	0.00099	0.00459
Mean	**-0.00259**	**-0.00008**	**0.00759**
%RSD	8.71556	1859.68387	55.91400

Method : Paragon File : 080917A Printed : 9/17/2008 20:52:56
SampleId1 : 0808201-17 **SampleId2 :** **[SAMPLE]**
Analysis commenced : 9/17/2008 12:52:06
Dilution ratio : 1.00000 to 1.00000 Tray : Position : TUBE39

Final concentrations

	Ag	**Al**	**As**	**B**	**Ba**	**Be**	**Bi**	**Ca**	**Cd**
	ppm	ppm	ppm	ppm	ppm	ppm	ppm	ppm	ppm
#1	-0.00037	0.04047	-0.00046	0.04945	0.07456	0.00086	0.00330	370.69832	0.00029
#2	0.00010	0.04081	-0.00249	0.05114	0.07473	0.00089	0.00152	371.45611	0.00008
Mean	**-0.00013**	**0.04064**	**-0.00148**	**0.05029**	**0.07465**	**0.00088**	**0.00241**	**371.07721**	**0.00018**
%RSD	254.15455	0.60318	97.05006	2.37930	0.16012	2.68383	52.13122	0.14440	82.46875

	Co	**Cr**	**Cu**	**Fe**	**K**	**Li**	**Mg**	**Mn**	**Mo**
	ppm	ppm	ppm	ppm	ppm	ppm	ppm	ppm	ppm
#1	0.00018	0.00112	0.00128	0.01135	5.81626	0.09743	74.89681	0.00074	0.01374
#2	0.00001	0.00100	0.00147	0.01109	5.85679	0.09812	75.11316	0.00074	0.01209
Mean	**0.00009**	**0.00106**	**0.00138**	**0.01122**	**5.83653**	**0.09778**	**75.00498**	**0.00074**	**0.01292**
%RSD	132.73043	7.65282	9.65211	1.64663	0.49102	0.49606	0.20397	0.00000	9.04726

	Na	**Ni**	**P**	**Pb I**	**Pb II**	**S**	**Sb**	**Se I**	**Se II**
	ppm	ppm	ppm	ppm	ppm	ppm	ppm	ppm	ppm
#1	66.06517	0.00177	0.00909	-0.01612	0.00354	220.11280	-0.00039	0.00601	0.01967
#2	66.61406	0.00188	0.01065	-0.01566	0.00583	220.50072	-0.00277	0.01074	0.01285
Mean	**66.33962**	**0.00183**	**0.00987**	**-0.01589**	**0.00468**	**220.30676**	**-0.00158**	**0.00837**	**0.01626**
%RSD	0.58506	4.20830	11.19972	2.06064	34.55395	0.12451	106.23227	39.98469	29.65028

	Si	**Sn**	**Sr**	**Th**	**Ti**	**Tl**	**U**	**V**	**Zn**
	ppm	ppm	ppm	ppm	ppm	ppm	ppm	ppm	ppm
#1	7.19501	0.00373	4.53091	0.01574	-0.00053	-0.00051	0.07531	0.00802	0.00533

#2	7.22475	0.00317	4.54376	0.01846	-0.00091	0.00131	0.07335	0.00764	0.00493
Mean	**7.20988**	**0.00345**	**4.53734**	**0.01710**	**-0.00072**	**0.00040**	**0.07433**	**0.00783**	**0.00513**
%RSD	0.29159	11.37822	0.20031	11.27646	37.60725	323.37986	1.86267	3.38134	5.49170

	Zr	**Pb**	**Se**
	ppm	calc	calc
#1	-0.00399	-0.00301	0.01512
#2	-0.00432	-0.00133	0.01215
Mean	**-0.00415**	**-0.00217**	**0.01363**
%RSD	5.73618	54.84004	15.40646

Method : Paragon File : 080917A Printed : 9/17/2008 20:52:56
SampleId1 : 0808201-18 **SampleId2 :** **[SAMPLE]**
Analysis commenced : 9/17/2008 12:54:02
Dilution ratio : 1.00000 to 1.00000 Tray : Position : TUBE40

Final concentrations

	Ag	**Al**	**As**	**B**	**Ba**	**Be**	**Bi**	**Ca**	**Cd**
	ppm	ppm	ppm	ppm	ppm	ppm	ppm	ppm	ppm
#1	-0.00213	0.02829	-0.00766	0.05762	0.09733	0.00086	-0.00662	419.43375	-0.00058
#2	-0.00143	0.02369	0.00167	0.05771	0.09677	0.00076	-0.00140	412.88830	-0.00011
Mean	**-0.00178**	**0.02599**	**-0.00299**	**0.05766**	**0.09705**	**0.00081**	**-0.00401**	**416.16102**	**-0.00034**
%RSD	27.80975	12.49736	220.52232	0.11858	0.41063	8.90502	91.95290	1.11215	96.85273

	Co	**Cr**	**Cu**	**Fe**	**K**	**Li**	**Mg**	**Mn**	**Mo**
	ppm	ppm	ppm	ppm	ppm	ppm	ppm	ppm	ppm
#1	-0.00245	-0.00060	0.00028	0.11153	6.44709	0.12141	85.70456	0.01438	-0.00037
#2	-0.00097	0.00118	0.00082	0.11092	6.33700	0.11930	84.55247	0.01451	-0.00066
Mean	**-0.00171**	**0.00029**	**0.00055**	**0.11123**	**6.39205**	**0.12035**	**85.12851**	**0.01445**	**-0.00052**
%RSD	61.28733	428.58025	69.63104	0.38781	1.21786	1.24412	0.95696	0.63596	38.79300

	Na	**Ni**	**P**	**Pb I**	**Pb II**	**S**	**Sb**	**Se I**	**Se II**
	ppm	ppm	ppm	ppm	ppm	ppm	ppm	ppm	ppm
#1	90.96564	-0.00009	0.01441	-0.03497	0.01499	255.49416	-0.00882	-0.00324	0.03173
#2	89.55267	0.00170	0.01847	-0.02495	0.01009	252.26482	-0.00091	0.00415	0.02200
Mean	**90.25916**	**0.00080**	**0.01644**	**-0.02996**	**0.01254**	**253.87949**	**-0.00486**	**0.00046**	**0.02687**
%RSD	1.10694	157.96177	17.48716	23.65601	27.59906	0.89944	115.04826	1147.65760	25.59584

	Si	**Sn**	**Sr**	**Th**	**Ti**	**Tl**	**U**	**V**	**Zn**
	ppm	ppm	ppm	ppm	ppm	ppm	ppm	ppm	ppm
#1	6.95921	-0.01099	5.19799	0.01095	-0.00111	-0.00413	0.03085	0.00770	0.00912
#2	6.86069	-0.00419	5.15270	-0.01535	-0.00179	-0.00335	0.06284	0.01023	0.00792
Mean	**6.90995**	**-0.00759**	**5.17534**	**-0.00220**	**-0.00145**	**-0.00374**	**0.04685**	**0.00896**	**0.00852**
%RSD	1.00819	63.40013	0.61883	845.65169	33.22979	14.79473	48.27551	19.93707	9.92428

	Zr	**Pb**	**Se**
	ppm	calc	calc
#1	-0.00536	-0.00165	0.02008
#2	-0.00245	-0.00157	0.01606

Mean	**-0.00390**	**-0.00161**	**0.01807NCH**
%RSD	52.77286	3.17091	15.75148

Method : Paragon File : 080917A Printed : 9/17/2008 20:52:57
SampleId1 : CCV **SampleId2 :** **[CV]**
Analysis commenced : 9/17/2008 12:58:08
Dilution ratio : 1.00000 to 1.00000 Tray : Position : STD6

Final concentrations

	Ag	**Al**	**As**	**B**	**Ba**	**Be**	**Bi**	**Ca**	**Cd**
	ppm	ppm	ppm	ppm	ppm	ppm	ppm	ppm	ppm
#1	0.19374	50.21915	0.48473	0.99332	0.99567	0.47252	0.52620	48.75643	0.48680
#2	0.19358	49.94805	0.49028	0.99074	0.98689	0.46986	0.51894	48.48990	0.48542
Mean	**0.19366**	**50.08360**	**0.48750**	**0.99203**	**0.99128**	**0.47119**	**0.52257**	**48.62316**	**0.48611**
%RSD	0.05634	0.38274	0.80421	0.18412	0.62683	0.39941	0.98294	0.38761	0.20084

	Co	**Cr**	**Cu**	**Fe**	**K**	**Li**	**Mg**	**Mn**	**Mo**
	ppm	ppm	ppm	ppm	ppm	ppm	ppm	ppm	ppm
#1	0.48150	0.97903	0.99231	19.22150	50.05388	0.53167	49.19365	0.96112	0.99698
#2	0.47767	0.97142	0.98923	19.10005	49.85438	0.52857	48.93539	0.95518	0.99027
Mean	**0.47959**	**0.97523**	**0.99077**	**19.16077**	**49.95413**	**0.53012**	**49.06452**	**0.95815**	**0.99362**
%RSD	0.56453	0.55185	0.21958	0.44820	0.28240	0.41289	0.37220	0.43832	0.47747

	Na	**Ni**	**P**	**Pb I**	**Pb II**	**S**	**Sb**	**Se I**	**Se II**
	ppm	ppm	ppm	ppm	ppm	ppm	ppm	ppm	ppm
#1	48.60432	0.97028	4.52157	0.96226	0.93507	4.78742	0.49456	0.99694	0.93001
#2	48.37670	0.96567	4.53343	0.95180	0.93696	4.78026	0.49289	0.97337	0.93100
Mean	**48.49051**	**0.96797**	**4.52750**	**0.95703**	**0.93601**	**4.78384**	**0.49373**	**0.98515**	**0.93051**
%RSD	0.33193	0.33663	0.18532	0.77327	0.14258	0.10586	0.23945	1.69238	0.07531

	Si	**Sn**	**Sr**	**Th**	**Ti**	**Tl**	**U**	**V**	**Zn**
	ppm	ppm	ppm	ppm	ppm	ppm	ppm	ppm	ppm
#1	4.81468	0.97361	0.49018	0.25982	0.46390	0.52393	5.01800	0.48015	0.92725
#2	4.78775	0.95920	0.48646	0.25971	0.46041	0.50936	4.99192	0.47733	0.92260
Mean	**4.80121**	**0.96641**	**0.48832**	**0.25977**	**0.46215**	**0.51664**	**5.00496**	**0.47874**	**0.92493**
%RSD	0.39665	1.05474	0.53920	0.03033	0.53414	1.99417	0.36854	0.41658	0.35523

	Zr	**Pb**	**Se**
	ppm	calc	calc
#1	0.96943	0.94413	0.95230
#2	0.96198	0.94190	0.94511
Mean	**0.96570**	**0.94301**	**0.94871**
%RSD	0.54584	0.16693	0.53594

Method : Paragon File : 080917A Printed : 9/17/2008 20:52:57
SampleId1 : CCB **SampleId2 :** **[CB]**
Analysis commenced : 9/17/2008 13:00:20
Dilution ratio : 1.00000 to 1.00000 Tray : Position : STD2

Final concentrations **4:45** **User: ROY FRENCH**

	Ag	Al	As	B	Ba	Be	Bi	Ca	Cd
	ppm	ppm	ppm	ppm	ppm	ppm	ppm	ppm	ppm
#1	-0.00006	0.06959	0.00167	-0.00232	0.00027	0.00045	-0.00167	-0.05596	0.00015
#2	0.00047	0.06513	-0.00406	-0.00310	0.00022	0.00046	0.00303	-0.05693	0.00022
Mean	**0.00020**	**0.06736**	**-0.00119**	**-0.00271**	**0.00024**	**0.00045**	**0.00068**	**-0.05644**	**0.00019**
%RSD	185.89802	4.67884	339.75151	20.16471	16.24985	2.68028	488.97436	1.22436	27.94554

	Co	Cr	Cu	Fe	K	Li	Mg	Mn	Mo
	ppm	ppm	ppm	ppm	ppm	ppm	ppm	ppm	ppm
#1	0.00055	0.00118	-0.00055	-0.00502	0.15091	0.00526	-0.01828	0.00042	-0.00066
#2	-0.00022	0.00078	-0.00045	-0.00502	0.14261	0.00521	-0.02087	0.00022	0.00043
Mean	**0.00017**	**0.00098**	**-0.00050**	**-0.00502**	**0.14676**	**0.00523**	**-0.01958**	**0.00032**	**-0.00012**
%RSD	327.46661	29.14861	13.34563	0.00000	3.99969	0.67504	9.35275	43.27604	667.47350

	Na	Ni	P	Pb I	Pb II	S	Sb	Se I	Se II
	ppm	ppm	ppm	ppm	ppm	ppm	ppm	ppm	ppm
#1	0.17093	0.00079	-0.00404	0.00376	-0.00010	-0.00661	0.00445	-0.00273	-0.00230
#2	0.16982	-0.00017	0.00127	0.00159	-0.00054	0.01480	0.00055	0.00084	0.00082
Mean	**0.17038**	**0.00031**	**-0.00139**	**0.00268**	**-0.00032**	**0.00409**	**0.00250**	**-0.00095**	**-0.00074**
%RSD	0.46164	216.41824	271.28848	57.37966	99.14442	370.00324	110.52681	266.78756	299.14072

	Si	Sn	Sr	Th	Ti	Tl	U	V	Zn
	ppm	ppm	ppm	ppm	ppm	ppm	ppm	ppm	ppm
#1	0.00854	-0.00141	-0.00035	0.01656	-0.00014	-0.00333	0.00744	0.00115	-0.00045
#2	0.00750	-0.00627	-0.00035	0.01855	0.00004	-0.00027	0.00548	0.00059	0.00095
Mean	**0.00802**	**-0.00384**	**-0.00035**	**0.01755**	**-0.00005**	**-0.00180**	**0.00646**	**0.00087**	**0.00025**
%RSD	9.08841	89.45562	0.00000	8.02126	264.32720	120.06126	21.43885	45.66837	395.09157

	Zr	Pb	Se
	ppm	calc	calc
#1	-0.00071	0.00119	-0.00244
#2	-0.00081	0.00017	0.00083
Mean	**-0.00076**	**0.00068**	**-0.00081**
%RSD	9.47151	106.54432	286.51052

Method : Paragon File : 080917A Printed : 9/17/2008 20:52:58
SampleId1 : ZZZ **SampleId2 :** **[SAMPLE]**
Analysis commenced : 9/17/2008 13:02:31
Dilution ratio : 1.00000 to 1.00000 Tray : Position : TUBE41

Final concentrations

	Ag	Al	As	B	Ba	Be	Bi	Ca	Cd
	ppm	ppm	ppm	ppm	ppm	ppm	ppm	ppm	ppm
#1	0.00020	0.08194	0.00449	0.03871	0.09696	0.00074	0.00024	242.33573	0.00015
#2	0.00007	0.07881	-0.00069	0.03929	0.09595	0.00073	-0.00103	240.43469	0.00039
Mean	**0.00013**	**0.08037**	**0.00190**	**0.03900**	**0.09646**	**0.00074**	**-0.00040**	**241.38521**	**0.00027**
%RSD	71.36266	2.75158	192.63296	1.05177	0.74367	1.54868	226.03721	0.55689	63.90544

ted: 9/17/2008 20:54:45 User: ROY FRENCH

	Co	Cr	Cu	Fe	K	Li	Mg	Mn	Mo
	ppm	ppm	ppm	ppm	ppm	ppm	ppm	ppm	ppm
#1	-0.00044	0.00010	-0.00056	0.01083	3.88588	0.04846	54.24048	0.00042	0.00128
#2	-0.00014	0.00010	0.00010	0.01039	3.88332	0.04824	53.86192	0.00055	-0.00028
Mean	**-0.00029**	**0.00010**	**-0.00023**	**0.01061**	**3.88460**	**0.04835**	**54.05120**	**0.00048**	**0.00050**
%RSD	71.76820	0.71239	201.13489	2.90206	0.04656	0.32352	0.49525	19.10630	220.89898

	Na	Ni	P	Pb I	Pb II	S	Sb	Se I	Se II
	ppm	ppm	ppm	ppm	ppm	ppm	ppm	ppm	ppm
#1	36.39643	0.00050	0.02316	-0.00818	0.00351	119.66549	0.00138	0.00282	0.00830
#2	36.21288	0.00043	0.00546	-0.00927	0.00430	119.05620	0.00096	0.00341	0.00452
Mean	**36.30465**	**0.00047**	**0.01431**	**-0.00873**	**0.00390**	**119.36084**	**0.00117**	**0.00311**	**0.00641**
%RSD	0.35749	10.95581	87.42892	8.83623	14.26057	0.36095	25.57373	13.28191	41.66495

	Si	Sn	Sr	Th	Ti	Tl	U	V	Zn
	ppm	ppm	ppm	ppm	ppm	ppm	ppm	ppm	ppm
#1	6.48411	0.00248	3.17341	0.00117	-0.00091	0.00234	0.02179	0.00911	0.00952
#2	6.44877	-0.00099	3.14477	0.00489	-0.00066	-0.00005	0.02374	0.00895	0.00972
Mean	**6.46644**	**0.00074**	**3.15909**	**0.00303**	**-0.00078**	**0.00115**	**0.02276**	**0.00903**	**0.00962**
%RSD	0.38652	331.10763	0.64109	86.63389	22.59488	147.56990	6.08299	1.22218	1.53139

	Zr	Pb	Se
	ppm	calc	calc
#1	-0.00304	-0.00038	0.00647
#2	-0.00289	-0.00022	0.00415
Mean	**-0.00296**	**-0.00030**	**0.00531**
%RSD	3.71155	37.83778	30.94266

Method : Paragon File : 080917A Printed : 9/17/2008 20:52:58
SampleId1 : ZZZ SampleId2 : [SAMPLE]
Analysis commenced : 9/17/2008 13:04:27
Dilution ratio : 1.00000 to 1.00000 Tray : Position : TUBE42

Final concentrations

	Ag	Al	As	B	Ba	Be	Bi	Ca	Cd
	ppm	ppm	ppm	ppm	ppm	ppm	ppm	ppm	ppm
#1	-0.00060	0.08131	0.00404	0.05476	0.04561	0.00089	0.00037	407.79324	0.00008
#2	-0.00081	0.08037	0.00291	0.05592	0.04589	0.00092	-0.00077	409.19293	0.00044
Mean	**-0.00070**	**0.08084**	**0.00347**	**0.05534**	**0.04575**	**0.00091**	**-0.00020**	**408.49308**	**0.00026**
%RSD	20.54775	0.81968	22.89512	1.48263	0.43533	2.45441	394.07569	0.24229	98.11815

	Co	Cr	Cu	Fe	K	Li	Mg	Mn	Mo
	ppm	ppm	ppm	ppm	ppm	ppm	ppm	ppm	ppm
#1	0.00003	0.00033	-0.00019	0.00795	7.87678	0.09200	142.05849	0.01464	-0.00014
#2	-0.00021	0.00004	0.00046	0.00787	7.93122	0.09317	143.12579	0.01471	0.00043
Mean	**-0.00009**	**0.00019**	**0.00014**	**0.00791**	**7.90400**	**0.09258**	**142.59214**	**0.01467**	**0.00014**
%RSD	179.68750	111.87872	329.19044	0.77849	0.48700	0.89453	0.52927	0.31305	276.98794

	Na	Ni	P	Pb I	Pb II	S	Sb	Se I	Se II
	ppm	ppm	ppm	ppm	ppm	ppm	ppm	ppm	ppm
#1	106.07251	0.00101	0.02545	-0.01454	0.00552	279.50508	-0.00079	0.01090	0.01034
#2	106.99456	0.00132	0.02611	-0.01415	0.00453	282.32417	0.00137	0.01696	0.01456
Mean	**106.53354**	**0.00117**	**0.02578**	**-0.01435**	**0.00503**	**280.91462**	**0.00029**	**0.01393**	**0.01245**
%RSD	0.61200	18.69012	1.79766	1.93179	13.93103	0.70961	527.71863	30.75531	24.01008

	Si	Sn	Sr	Th	Ti	Tl	U	V	Zn
	ppm	ppm	ppm	ppm	ppm	ppm	ppm	ppm	ppm
#1	7.38438	0.00276	4.19440	0.00274	-0.00133	0.00991	0.02701	0.00911	0.00493
#2	7.45728	0.00456	4.22459	0.00461	-0.00133	0.00388	0.03549	0.00992	0.00472
Mean	**7.42083**	**0.00366**	**4.20949**	**0.00367**	**-0.00133**	**0.00689**	**0.03125**	**0.00952**	**0.00483**
%RSD	0.69468	34.89410	0.50707	36.04547	0.49277	61.78732	19.19857	6.02851	3.05099

	Zr	Pb	Se
	ppm	calc	calc
#1	-0.00331	-0.00116	0.01052
#2	-0.00372	-0.00169	0.01536
Mean	**-0.00352**	**-0.00142**	**0.01294**
%RSD	8.36284	26.33077	26.42722

Method : Paragon File : 080917A Printed : 9/17/2008 20:52:59
SampleId1 : ZZZ **SampleId2 :** **[SAMPLE]**
Analysis commenced : 9/17/2008 13:06:24
Dilution ratio : 1.00000 to 1.00000 Tray : Position : TUBE43

Final concentrations

	Ag	Al	As	B	Ba	Be	Bi	Ca	Cd
	ppm	ppm	ppm	ppm	ppm	ppm	ppm	ppm	ppm
#1	-0.00071	0.07299	-0.00035	-0.00421	0.00013	0.00055	0.00112	-0.03812	-0.00007
#2	-0.00039	0.06883	-0.00215	-0.00377	0.00024	0.00055	0.00125	-0.02737	0.00010
Mean	**-0.00055**	**0.07091**	**-0.00125**	**-0.00399**	**0.00019**	**0.00055**	**0.00118**	**-0.03274**	**0.00001**
%RSD	42.02123	4.14836	101.78978	7.70388	42.19683	0.00609	7.69197	23.21721	975.30119

	Co	Cr	Cu	Fe	K	Li	Mg	Mn	Mo
	ppm	ppm	ppm	ppm	ppm	ppm	ppm	ppm	ppm
#1	-0.00075	-0.00063	-0.00007	-0.00459	0.09940	0.00514	-0.01754	0.00022	-0.00014
#2	-0.00046	-0.00026	-0.00054	-0.00363	0.09131	0.00511	-0.01384	0.00029	-0.00160
Mean	**-0.00060**	**-0.00045**	**-0.00031**	**-0.00411**	**0.09535**	**0.00513**	**-0.01569**	**0.00025**	**-0.00087**
%RSD	34.65054	59.23458	108.88366	16.49051	5.99786	0.45904	16.66806	18.12240	118.89555

	Na	Ni	P	Pb I	Pb II	S	Sb	Se I	Se II
	ppm	ppm	ppm	ppm	ppm	ppm	ppm	ppm	ppm
#1	0.17596	-0.00035	0.00579	-0.00108	0.00219	0.02908	-0.00007	0.00148	0.00430
#2	0.17672	-0.00049	0.00284	0.00246	0.00183	0.03264	0.00054	0.00141	0.00641
Mean	**0.17634**	**-0.00042**	**0.00432**	**0.00069**	**0.00201**	**0.03086**	**0.00024**	**0.00144**	**0.00536**
%RSD	0.30332	24.40056	48.30351	362.96694	12.58379	8.17791	180.59468	3.22868	27.89122

	Si	Sn	Sr	Th	Ti	Tl	U	V	Zn

	ppm	ppm	ppm	ppm	ppm	ppm	ppm	ppm	ppm
#1	0.01570	-0.00280	-0.00024	0.02192	-0.00025	0.00278	-0.01149	-0.00025	0.00118
#2	0.01892	0.00262	-0.00008	0.01612	0.00001	-0.00631	-0.00431	-0.00028	0.00202
Mean	**0.01731**	**-0.00009**	**-0.00016**	**0.01902**	**-0.00012**	**-0.00176**	**-0.00790**	**-0.00027**	**0.00160**
%RSD	13.16399	4140.45361	73.07513	21.53166	152.34203	364.66729	64.24364	8.13941	36.84293

	Zr	**Pb**	**Se**
	ppm	calc	calc
#1	-0.00170	0.00110	0.00336
#2	-0.00135	0.00204	0.00475
Mean	**-0.00152**	**0.00157**	**0.00405**
%RSD	16.48077	42.29694	24.19912

Method : Paragon File : 080917A Printed : 9/17/2008 20:52:59
SampleId1 : ZZZ **SampleId2 :** **[SAMPLE]**
Analysis commenced : 9/17/2008 13:08:20
Dilution ratio : 1.00000 to 1.00000 Tray : Position : TUBE44

Final concentrations

	Ag	**Al**	**As**	**B**	**Ba**	**Be**	**Bi**	**Ca**	**Cd**
	ppm	ppm	ppm	ppm	ppm	ppm	ppm	ppm	ppm
#1	0.00029	2.13932	2.02862	1.01160	2.02107	0.04953	0.00437	39.56345	0.05040
#2	0.00021	2.11152	2.02781	1.00166	1.99837	0.04930	0.00208	39.48166	0.04988
Mean	**0.00025**	**2.12542**	**2.02821**	**1.00663**	**2.00972**	**0.04942**	**0.00323**	**39.52256**	**0.05014**
%RSD	21.71962	0.92514	0.02813	0.69849	0.79857	0.32310	50.16728	0.14633	0.72586

	Co	**Cr**	**Cu**	**Fe**	**K**	**Li**	**Mg**	**Mn**	**Mo**
	ppm	ppm	ppm	ppm	ppm	ppm	ppm	ppm	ppm
#1	0.48857	0.19960	0.25041	0.96084	39.03858	0.51149	39.81121	0.48701	1.00916
#2	0.48514	0.19898	0.24731	0.95698	38.62889	0.50383	39.51248	0.48563	1.00159
Mean	**0.48686**	**0.19929**	**0.24886**	**0.95891**	**38.83374**	**0.50766**	**39.66185**	**0.48632**	**1.00538**
%RSD	0.49848	0.21960	0.87987	0.28443	0.74599	1.06755	0.53258	0.19994	0.53218

	Na	**Ni**	**P**	**Pb I**	**Pb II**	**S**	**Sb**	**Se I**	**Se II**
	ppm	ppm	ppm	ppm	ppm	ppm	ppm	ppm	ppm
#1	38.20990	0.50483	0.00940	0.48781	0.49849	0.01123	0.51595	1.97747	1.93116
#2	37.74285	0.50314	0.01693	0.48272	0.50274	0.01123	0.50569	1.96240	1.94757
Mean	**37.97638**	**0.50399**	**0.01316**	**0.48526**	**0.50061**	**0.01123**	**0.51082**	**1.96994**	**1.93936**
%RSD	0.86963	0.23766	40.48273	0.74127	0.60068	0.00000	1.41977	0.54080	0.59842

	Si	**Sn**	**Sr**	**Th**	**Ti**	**Tl**	**U**	**V**	**Zn**
	ppm	ppm	ppm	ppm	ppm	ppm	ppm	ppm	ppm
#1	1.99458	0.49700	0.49492	0.00206	0.48416	2.14497	-0.01150	0.49185	0.49633
#2	1.97619	0.48599	0.49071	0.00665	0.48149	2.11999	0.00548	0.48921	0.49801
Mean	**1.98538**	**0.49150**	**0.49282**	**0.00436**	**0.48282**	**2.13248**	**-0.00301**	**0.49053**	**0.49717**
%RSD	0.65497	1.58430	0.60312	74.51397	0.39155	0.82846	398.79231	0.37990	0.23861

	Zr	**Pb**	**Se**
	ppm	calc	calc

#1	-0.00284	0.49493	1.94658**NCH**
#2	-0.00311	0.49607	1.95251
Mean	**-0.00297**	**0.49550**	**1.94954**
%RSD	6.54747	0.16304	0.21509

Method : Paragon File : 080917A Printed : 9/17/2008 20:53:00
SampleId1 : ZZZ **SampleId2 :** **[SAMPLE]**
Analysis commenced : 9/17/2008 13:10:18
Dilution ratio : 1.00000 to 1.00000 Tray : Position : TUBE45

Final concentrations

	Ag	**Al**	**As**	**B**	**Ba**	**Be**	**Bi**	**Ca**	**Cd**
	ppm	ppm	ppm	ppm	ppm	ppm	ppm	ppm	ppm
#1	0.00023	0.08534	0.01078	0.07575	0.11351	0.00089	-0.00041	558.28118	0.00021
#2	-0.00130	0.07702	-0.00046	0.07662	0.11680	0.00092	-0.00040	563.76606	0.00034
Mean	**-0.00054**	**0.08118**	**0.00516**	**0.07619**	**0.11516**	**0.00090**	**-0.00040**	**561.02362**	**0.00027**
%RSD	201.53501	7.25054	154.10231	0.80793	2.02487	2.63527	0.79200	0.69131	34.94206

	Co	**Cr**	**Cu**	**Fe**	**K**	**Li**	**Mg**	**Mn**	**Mo**
	ppm	ppm	ppm	ppm	ppm	ppm	ppm	ppm	ppm
#1	0.00024	0.00031	0.18282	0.00403	14.62782	0.21076	280.49690	0.22127	0.00118
#2	-0.00029	0.00051	0.18862	0.00464	15.08352	0.21755	286.03019	0.22512	0.00109
Mean	**-0.00002**	**0.00041**	**0.18572**	**0.00434**	**14.85567**	**0.21415**	**283.26354**	**0.22320**	**0.00114**
%RSD	1508.94393	35.95412	2.21033	9.93280	2.16902	2.24409	1.38127	1.21862	5.87706

	Na	**Ni**	**P**	**Pb I**	**Pb II**	**S**	**Sb**	**Se I**	**Se II**
	ppm	ppm	ppm	ppm	ppm	ppm	ppm	ppm	ppm
#1	196.31539	0.00843	0.04479	-0.01755	0.00739	516.94022	-0.00068	0.02609	0.02060
#2	198.41424	0.00781	0.04250	-0.01882	0.00613	528.09384	0.00138	0.02440	0.01471
Mean	**197.36481**	**0.00812**	**0.04364**	**-0.01818**	**0.00676**	**522.51703**	**0.00035**	**0.02525**	**0.01765**
%RSD	0.75196	5.36882	3.71715	4.93293	13.10355	1.50939	418.88207	4.73758	23.58929

	Si	**Sn**	**Sr**	**Th**	**Ti**	**Tl**	**U**	**V**	**Zn**
	ppm	ppm	ppm	ppm	ppm	ppm	ppm	ppm	ppm
#1	7.29970	0.00248	5.57693	-0.00434	-0.00173	0.00767	0.07857	0.01154	0.05599
#2	7.44658	0.00539	5.71744	0.00245	-0.00178	0.00661	0.06813	0.01089	0.05662
Mean	**7.37314**	**0.00394**	**5.64719**	**-0.00095**	**-0.00176**	**0.00714**	**0.07335**	**0.01122**	**0.05630**
%RSD	1.40866	52.38467	1.75934	506.89674	1.86575	10.47030	10.06749	4.13049	0.78546

	Zr	**Pb**	**Se**
	ppm	calc	calc
#1	-0.00263	-0.00092	0.02243
#2	-0.00331	-0.00217	0.01793
Mean	**-0.00297**	**-0.00155**	**0.02018**
%RSD	16.30197	57.56947	15.73592

Method : Paragon File : 080917A Printed : 9/17/2008 20:53:00
SampleId1 : ZZZ **SampleId2 :** **[SAMPLE]**
Analysis commenced : 9/17/2008 13:12:15

Dilution ratio : 1.00000 to 1.00000 Tray : Position : TUBE46

Final concentrations

	Ag	Al	As	B	Ba	Be	Bi	Ca	Cd
	ppm	ppm	ppm	ppm	ppm	ppm	ppm	ppm	ppm
#1	-0.00018	0.06817	-0.00181	0.07720	0.11816	0.00095	0.00316	561.50018	0.00072
#2	-0.00004	0.07517	0.00066	0.07536	0.11759	0.00097	0.00062	560.75186	0.00025
Mean	**-0.00011**	**0.07167**	**-0.00058**	**0.07628**	**0.11788**	**0.00096**	**0.00189**	**561.12602**	**0.00049**
%RSD	85.75368	6.90682	304.15155	1.70346	0.33815	1.31113	94.93061	0.09430	68.60988

	Co	Cr	Cu	Fe	K	Li	Mg	Mn	Mo
	ppm	ppm	ppm	ppm	ppm	ppm	ppm	ppm	ppm
#1	0.00031	0.00120	0.19152	0.01057	15.36352	0.22226	287.51678	0.22603	0.00048
#2	0.00078	0.00094	0.19039	0.01048	15.30465	0.22145	286.75518	0.22564	-0.00037
Mean	**0.00054**	**0.00107**	**0.19095**	**0.01052**	**15.33408**	**0.22185**	**287.13598**	**0.22584**	**0.00005**
%RSD	61.59048	17.41461	0.41688	0.58521	0.27148	0.25659	0.18755	0.12248	1196.88369

	Na	Ni	P	Pb I	Pb II	S	Sb	Se I	Se II
	ppm	ppm	ppm	ppm	ppm	ppm	ppm	ppm	ppm
#1	198.48463	0.01233	0.04086	-0.01796	0.00618	528.94628	-0.00059	0.02084	0.02029
#2	198.15909	0.01316	0.04020	-0.01729	0.00779	528.19272	0.00260	0.02872	0.02331
Mean	**198.32186**	**0.01275**	**0.04053**	**-0.01763**	**0.00698**	**528.56950**	**0.00100**	**0.02478**	**0.02180**
%RSD	0.11607	4.62833	1.14361	2.67964	16.27035	0.10081	224.54620	22.48715	9.79268

	Si	Sn	Sr	Th	Ti	Tl	U	V	Zn
	ppm	ppm	ppm	ppm	ppm	ppm	ppm	ppm	ppm
#1	7.49935	0.00151	5.79279	-0.01113	-0.00210	-0.00037	0.07922	0.01198	0.05828
#2	7.48393	0.00151	5.76430	0.00470	-0.00163	0.00480	0.08510	0.01101	0.05995
Mean	**7.49164**	**0.00151**	**5.77854**	**-0.00321**	**-0.00187**	**0.00222**	**0.08216**	**0.01150**	**0.05912**
%RSD	0.14551	0.02581	0.34863	348.30771	17.89726	164.71912	5.05578	5.94915	1.99492

	Zr	Pb	Se
	ppm	calc	calc
#1	-0.00191	-0.00186	0.02047
#2	-0.00286	-0.00056	0.02511
Mean	**-0.00238**	**-0.00121**	**0.02279**
%RSD	27.97521	75.60966	14.38774

Method : Paragon File : 080917A Printed : 9/17/2008 20:53:01
SampleId1 : ZZZ SampleId2 : [SAMPLE]
Analysis commenced : 9/17/2008 13:14:12
Dilution ratio : 1.00000 to 1.00000 Tray : Position : TUBE47

Final concentrations

	Ag	Al	As	B	Ba	Be	Bi	Ca	Cd
	ppm	ppm	ppm	ppm	ppm	ppm	ppm	ppm	ppm
#1	-0.00525	0.04243	-0.01306	0.00942	0.02412	0.00063	-0.01842	107.41693	-0.00086
#2	-0.00445	0.04444	-0.01576	0.01024	0.02415	0.00060	-0.01867	108.06740	-0.00090

Mean	**-0.00485**	**0.04344**	**-0.01441**	**0.00983**	**0.02413**	**0.00061**	**-0.01854**	**107.74216**	**-0.00088**
%RSD	11.68069	3.27097	13.24520	5.91036	0.08250	3.92356	0.96594	0.42690	2.46189

	Co	**Cr**	**Cu**	**Fe**	**K**	**Li**	**Mg**	**Mn**	**Mo**
	ppm	ppm	ppm	ppm	ppm	ppm	ppm	ppm	ppm
#1	-0.00612	-0.00529	0.03476	-0.00824	2.26216	0.03927	56.41608	0.04759	-0.00462
#2	-0.00505	-0.00453	0.03457	-0.00807	2.25300	0.03886	56.45219	0.04765	-0.00477
Mean	**-0.00558**	**-0.00491**	**0.03467**	**-0.00816**	**2.25758**	**0.03907**	**56.43413**	**0.04762**	**-0.00469**
%RSD	13.51126	10.85327	0.38222	1.50979	0.28690	0.75623	0.04525	0.09652	2.13330

	Na	**Ni**	**P**	**Pb I**	**Pb II**	**S**	**Sb**	**Se I**	**Se II**
	ppm	ppm	ppm	ppm	ppm	ppm	ppm	ppm	ppm
#1	38.64948	-0.00220	-0.00043	-0.04112	0.02168	116.98323	-0.01694	-0.03886	0.02985
#2	38.44555	-0.00245	0.01103	-0.03949	0.02063	116.89467	-0.01365	-0.02357	0.03053
Mean	**38.54752**	**-0.00232**	**0.00530**	**-0.04031**	**0.02115**	**116.93895**	**-0.01529**	**-0.03121**	**0.03019**
%RSD	0.37407	7.72285	153.00502	2.85295	3.48608	0.05355	15.18781	34.64043	1.59184

	Si	**Sn**	**Sr**	**Th**	**Ti**	**Tl**	**U**	**V**	**Zn**
	ppm	ppm	ppm	ppm	ppm	ppm	ppm	ppm	ppm
#1	1.53272	-0.01807	1.20457	0.01465	-0.00029	-0.01638	-0.09242	-0.00225	0.01327
#2	1.53336	-0.01585	1.20552	0.02339	0.00012	-0.01074	-0.09177	-0.00138	0.01327
Mean	**1.53304**	**-0.01696**	**1.20504**	**0.01902**	**-0.00008**	**-0.01356**	**-0.09209**	**-0.00181**	**0.01327**
%RSD	0.02979	9.25825	0.05519	32.48832	345.83495	29.45184	0.50103	34.04710	0.00000

	Zr	**Pb**	**Se**
	ppm	calc	calc
#1	-0.00489	0.00076	0.00697
#2	-0.00509	0.00061	0.01251
Mean	**-0.00499**	**0.00069**	**0.00974**
%RSD	2.92537	15.84082	40.26042

Method : Paragon File : 080917A Printed : 9/17/2008 20:53:01
SampleId1 : ZZZ **SampleId2 :** **[SAMPLE]**
Analysis commenced : 9/17/2008 13:16:10
Dilution ratio : 1.00000 to 1.00000 Tray : Position : TUBE48

Final concentrations

	Ag	**Al**	**As**	**B**	**Ba**	**Be**	**Bi**	**Ca**	**Cd**
	ppm	ppm	ppm	ppm	ppm	ppm	ppm	ppm	ppm
#1	-0.00049	2.24662	2.12170	1.12782	2.18239	0.04884	-0.00004	645.99850	0.05123
#2	-0.00068	2.27348	2.12263	1.12728	2.19871	0.04886	-0.00207	642.75751	0.05047
Mean	**-0.00059**	**2.26005**	**2.12217**	**1.12755**	**2.19055**	**0.04885**	**-0.00105**	**644.37801**	**0.05085**
%RSD	23.32723	0.84059	0.03076	0.03366	0.52678	0.02569	136.56827	0.35565	1.06138

	Co	**Cr**	**Cu**	**Fe**	**K**	**Li**	**Mg**	**Mn**	**Mo**
	ppm	ppm	ppm	ppm	ppm	ppm	ppm	ppm	ppm
#1	0.48049	0.19494	0.46015	0.93568	69.60682	0.91830	342.62504	0.71657	1.02648
#2	0.47968	0.19378	0.46306	0.93586	70.17847	0.92783	342.57747	0.71538	1.02691
Mean	**0.48008**	**0.19436**	**0.46160**	**0.93577**	**69.89265**	**0.92307**	**342.60125**	**0.71598**	**1.02670**

%RSD	0.11994	0.42045	0.44537	0.01325	0.57834	0.72984	0.00982	0.11685	0.02950

	Na	**Ni**	**P**	**Pb I**	**Pb II**	**S**	**Sb**	**Se I**	**Se II**
	ppm	ppm	ppm	ppm	ppm	ppm	ppm	ppm	ppm
#1	237.69721	0.50179	0.03332	0.47202	0.51972	551.51681	0.53148	2.21422	2.17500
#2	238.79380	0.50055	0.03201	0.46621	0.51787	549.11765	0.52843	2.21710	2.13964
Mean	**238.24551**	**0.50117**	**0.03266**	**0.46911**	**0.51879**	**550.31723**	**0.52996**	**2.21566**	**2.15732**
%RSD	0.32547	0.17474	2.83789	0.87502	0.25163	0.30827	0.40598	0.09206	1.15915

	Si	**Sn**	**Sr**	**Th**	**Ti**	**Tl**	**U**	**V**	**Zn**
	ppm	ppm	ppm	ppm	ppm	ppm	ppm	ppm	ppm
#1	9.67616	0.52336	6.40992	-0.00224	0.48512	2.19525	0.07076	0.50504	0.53933
#2	9.71373	0.52238	6.43031	-0.00855	0.48546	2.19602	0.05966	0.50417	0.53556
Mean	**9.69494**	**0.52287**	**6.42011**	**-0.00539**	**0.48529**	**2.19563**	**0.06521**	**0.50461**	**0.53745**
%RSD	0.27400	0.13208	0.22463	82.76761	0.04869	0.02495	12.03156	0.12307	0.49691

	Zr	**Pb**	**Se**
	ppm	calc	calc
#1	-0.00574	0.50383	2.18806
#2	-0.00554	0.50067	2.16543
Mean	**-0.00564**	**0.50225**	**2.17675**
%RSD	2.46720	0.44552	0.73505

Method : Paragon File : 080917A Printed : 9/17/2008 20:53:02
SampleId1 : ZZZ **SampleId2 :** **[SAMPLE]**
Analysis commenced : 9/17/2008 13:18:07
Dilution ratio : 1.00000 to 1.00000 Tray : Position : TUBE49

Final concentrations

	Ag	**Al**	**As**	**B**	**Ba**	**Be**	**Bi**	**Ca**	**Cd**
	ppm	ppm	ppm	ppm	ppm	ppm	ppm	ppm	ppm
#1	0.00012	2.24980	2.11316	1.12538	2.20144	0.04846	-0.00041	635.54212	0.05021
#2	-0.00094	2.28746	2.11143	1.12503	2.21822	0.04830	-0.00193	628.00035	0.05022
Mean	**-0.00041**	**2.26863**	**2.11230**	**1.12521**	**2.20983**	**0.04838**	**-0.00117**	**631.77123**	**0.05021**
%RSD	183.77329	1.17391	0.05795	0.02146	0.53702	0.23348	91.55324	0.84411	0.01844

	Co	**Cr**	**Cu**	**Fe**	**K**	**Li**	**Mg**	**Mn**	**Mo**
	ppm	ppm	ppm	ppm	ppm	ppm	ppm	ppm	ppm
#1	0.47711	0.19444	0.46211	0.95435	69.91611	0.92463	340.04917	0.71223	1.02510
#2	0.47439	0.19326	0.46755	0.95058	71.04524	0.93856	339.44873	0.70855	1.02368
Mean	**0.47575**	**0.19385**	**0.46483**	**0.95247**	**70.48068**	**0.93160**	**339.74895**	**0.71039**	**1.02439**
%RSD	0.40512	0.43189	0.82677	0.27983	1.13281	1.05784	0.12497	0.36636	0.09856

	Na	**Ni**	**P**	**Pb I**	**Pb II**	**S**	**Sb**	**Se I**	**Se II**
	ppm	ppm	ppm	ppm	ppm	ppm	ppm	ppm	ppm
#1	235.43312	0.49946	0.02414	0.46509	0.51296	545.77687	0.53337	2.20813	2.16714
#2	237.08112	0.49620	0.03397	0.46191	0.51585	544.02285	0.52399	2.22419	2.15373
Mean	**236.25712**	**0.49783**	**0.02906**	**0.46350**	**0.51440**	**544.89986**	**0.52868**	**2.21616**	**2.16044**
%RSD	0.49324	0.46306	23.92416	0.48637	0.39786	0.22762	1.25385	0.51251	0.43914

ted: 9/17/2008 20:54:45 User: ROY FRENCH

	Si	Sn	Sr	Th	Ti	Tl	U	V	Zn
	ppm	ppm	ppm	ppm	ppm	ppm	ppm	ppm	ppm
#1	9.62433	0.51889	6.41549	0.03677	0.48572	2.20921	0.06944	0.50379	0.55046
#2	9.66717	0.51136	6.43920	0.03261	0.48619	2.20363	0.05704	0.50091	0.54227
Mean	**9.64575**	**0.51513**	**6.42734**	**0.03469**	**0.48596**	**2.20642**	**0.06324**	**0.50235**	**0.54636**
%RSD	0.31408	1.03383	0.26088	8.48863	0.06889	0.17880	13.86276	0.40632	1.05919

	Zr	Pb	Se
	ppm	calc	calc
#1	-0.00818	0.49702	2.18079
#2	-0.00836	0.49789	2.17719
Mean	**-0.00827**	**0.49745**	**2.17899**
%RSD	1.45957	0.12351	0.11684

Method : Paragon File : 080917A Printed : 9/17/2008 20:53:02
SampleId1 : ZZZ SampleId2 : [SAMPLE]
Analysis commenced : 9/17/2008 13:20:05
Dilution ratio : 1.00000 to 1.00000 Tray : Position : TUBE50

Final concentrations

	Ag	Al	As	B	Ba	Be	Bi	Ca	Cd
	ppm	ppm	ppm	ppm	ppm	ppm	ppm	ppm	ppm
#1	-0.00095	0.07132	0.00111	0.15509	0.10866	0.00117	-0.00397	568.35724	0.00643
#2	-0.00127	0.06772	-0.00327	0.15688	0.10965	0.00118	-0.00334	570.58187	0.00634
Mean	**-0.00111**	**0.06952**	**-0.00108**	**0.15598**	**0.10915**	**0.00117**	**-0.00366**	**569.46956**	**0.00639**
%RSD	20.63479	3.66327	286.82786	0.81170	0.63900	0.98991	12.21396	0.27623	0.93860

	Co	Cr	Cu	Fe	K	Li	Mg	Mn	Mo
	ppm	ppm	ppm	ppm	ppm	ppm	ppm	ppm	ppm
#1	0.17716	0.00049	0.00071	0.02494	17.23975	0.25217	234.45390	4.19905	0.00170
#2	0.17913	0.00073	0.00053	0.02581	17.33380	0.25427	236.44541	4.22883	0.00284
Mean	**0.17815**	**0.00061**	**0.00062**	**0.02537**	**17.28677**	**0.25322**	**235.44966**	**4.21394**	**0.00227**
%RSD	0.77955	27.59523	20.56077	2.42736	0.38471	0.58842	0.59809	0.49971	35.30899

	Na	Ni	P	Pb I	Pb II	S	Sb	Se I	Se II
	ppm	ppm	ppm	ppm	ppm	ppm	ppm	ppm	ppm
#1	304.57622	0.56532	0.05856	-0.02142	0.01373	579.81155	-0.00284	0.02383	0.02958
#2	302.80859	0.57040	0.04840	-0.02600	0.01173	582.47542	-0.00633	0.01809	0.03502
Mean	**303.69240**	**0.56786**	**0.05348**	**-0.02371**	**0.01273**	**581.14348**	**-0.00459**	**0.02096**	**0.03230**
%RSD	0.41157	0.63313	13.43547	13.65085	11.15098	0.32413	53.84776	19.34032	11.91039

	Si	Sn	Sr	Th	Ti	Tl	U	V	Zn
	ppm	ppm	ppm	ppm	ppm	ppm	ppm	ppm	ppm
#1	9.86416	0.00623	4.04698	-0.00090	-0.00210	-0.00011	0.43627	0.01071	0.11856
#2	9.91815	0.00470	4.08298	-0.00301	-0.00208	0.00468	0.42387	0.01064	0.11981
Mean	**9.89115**	**0.00546**	**4.06498**	**-0.00195**	**-0.00209**	**0.00228**	**0.43007**	**0.01067**	**0.11918**
%RSD	0.38597	19.76738	0.62633	76.50544	0.94073	148.13572	2.03942	0.41200	0.74274

	Zr	Pb	SeNCH
	ppm	calc	calc
#1	-0.00445	0.00203	0.02766
#2	-0.00462	-0.00084	0.02938
Mean	**-0.00454**	**0.00059**	**0.02852**
%RSD	2.58467	341.14663	4.26292

Method : Paragon File : 080917A Printed : 9/17/2008 20:53:03
SampleId1 : ZZZ **SampleId2 :** **[CV]**
Analysis commenced : 9/17/2008 13:22:06
Dilution ratio : 1.00000 to 1.00000 Tray : Position : STD6

Final concentrations

	Ag	Al	As	B	Ba	Be	Bi	Ca	Cd
	ppm	ppm	ppm	ppm	ppm	ppm	ppm	ppm	ppm
#1	0.20989	55.27516	0.54427	1.09679	1.13028	0.52060	0.58693	52.40503	0.51893
#2	0.20981	55.57097	0.54608	1.09996	1.13396	0.51750	0.58300	52.10160	0.51819
Mean	**0.20985**	**55.42306**	**0.54518**	**1.09837**	**1.13212**	**0.51905**	**0.58497**	**52.25331**	**0.51856**
%RSD	0.02852	0.37741	0.23499	0.20413	0.22946	0.42245	0.47489	0.41061	0.10107

	Co	Cr	Cu	Fe	K	Li	Mg	Mn	Mo
	ppm	ppm	ppm	ppm	ppm	ppm	ppm	ppm	ppm
#1	0.52465	1.06312	1.11156	21.07565	56.33105	0.60982	53.81230	1.04619	1.09909
#2	0.52274	1.05729	1.11866	20.98199	56.74342	0.61489	53.75065	1.04176	1.10147
Mean	**0.52369**	**1.06021**	**1.11511**	**21.02882**	**56.53724**	**0.61236**	**53.78147**	**1.04397**	**1.10028**
%RSD	0.25723	0.38892	0.45061	0.31494	0.51575	0.58516	0.08105	0.29990	0.15303

	Na	Ni	P	Pb I	Pb II	S	Sb	Se I	Se II
	ppm	ppm	ppm	ppm	ppm	ppm	ppm	ppm	ppm
#1	52.46988	1.06651	5.26060	1.04361	1.08518	5.49663	0.55130	1.10499	1.10481
#2	53.02873	1.05803	5.30739	1.04146	1.08166	5.39990	0.55969	1.10003	1.12043
Mean	**52.74930**	**1.06227**	**5.28399**	**1.04253**	**1.08342**	**5.44826**	**0.55550**	**1.10251**	**1.11262**
%RSD	0.74914	0.56404	0.62610	0.14627	0.22930	1.25542	1.06839	0.31789	0.99285

	Si	Sn	Sr	Th	Ti	Tl	U	V	Zn
	ppm	ppm	ppm	ppm	ppm	ppm	ppm	ppm	ppm
#1	5.27451	1.07326	0.55011	0.28587	0.53097	0.58466	5.71162	0.52570	1.03342
#2	5.28917	1.06541	0.55093	0.27908	0.52952	0.57935	5.73786	0.52518	1.02033
Mean	**5.28184**	**1.06934**	**0.55052**	**0.28248**	**0.53024**	**0.58201**	**5.72474**	**0.52544**	**1.02688**
%RSD	0.19622	0.51874	0.10571	1.70110	0.19315	0.64511	0.32412	0.07062	0.90165

	Zr	Pb	Se
	ppm	calc	calc
#1	1.07983	1.07134	1.10487
#2	1.07959	1.06827	1.11364
Mean	**1.07971**	**1.06980**	**1.10926**
%RSD	0.01527	0.20236	0.55903

Method : Paragon File : 080917A Printed : 9/17/2008 20:53:03

SampleId1 : ZZZ **SampleId2 :** **[CB]**
Analysis commenced : 9/17/2008 13:24:18
Dilution ratio : 1.00000 to 1.00000 Tray : Position : STD2

Final concentrations

	Ag	**Al**	**As**	**B**	**Ba**	**Be**	**Bi**	**Ca**	**Cd**
	ppm	ppm	ppm	ppm	ppm	ppm	ppm	ppm	ppm
#1	0.00030	0.05941	-0.00406	-0.00290	0.00019	0.00089	-0.00269	-0.05596	0.00036
#2	-0.00065	0.05784	-0.00125	-0.00392	0.00013	0.00089	-0.00078	-0.05718	0.00009
Mean	**-0.00017**	**0.05863**	**-0.00266**	**-0.00341**	**0.00016**	**0.00089**	**-0.00174**	**-0.05657**	**0.00022**
%RSD	384.49836	1.89387	74.85774	21.03088	24.79798	0.03390	77.61004	1.52714	86.96399

	Co	**Cr**	**Cu**	**Fe**	**K**	**Li**	**Mg**	**Mn**	**Mo**
	ppm	ppm	ppm	ppm	ppm	ppm	ppm	ppm	ppm
#1	-0.00034	0.00039	0.00068	-0.00424	-0.04512	0.00529	-0.02494	0.00022	0.00057
#2	-0.00075	-0.00002	0.00040	-0.00511	-0.05895	0.00527	-0.02346	0.00022	-0.00037
Mean	**-0.00055**	**0.00018**	**0.00054**	**-0.00467**	**-0.05204**	**0.00528**	**-0.02420**	**0.00022**	**0.00010**
%RSD	53.75475	159.80266	37.66514	13.17563	18.79835	0.25996	4.32329	0.00000	685.37200

	Na	**Ni**	**P**	**Pb I**	**Pb II**	**S**	**Sb**	**Se I**	**Se II**
	ppm	ppm	ppm	ppm	ppm	ppm	ppm	ppm	ppm
#1	0.18028	-0.00167	-0.00633	-0.00323	0.00132	0.01123	0.00045	-0.00393	0.00695
#2	0.17939	-0.00035	-0.00666	-0.00204	0.00434	0.00052	0.00127	0.00483	0.00143
Mean	**0.17983**	**-0.00101**	**-0.00650**	**-0.00263**	**0.00283**	**0.00588**	**0.00086**	**0.00045**	**0.00419**
%RSD	0.34992	92.70052	3.56670	32.04495	75.34848	128.82726	67.71828	1368.16841	93.13525

	Si	**Sn**	**Sr**	**Th**	**Ti**	**Tl**	**U**	**V**	**Zn**
	ppm	ppm	ppm	ppm	ppm	ppm	ppm	ppm	ppm
#1	0.02362	-0.00072	-0.00039	0.03879	0.00021	0.00278	-0.02324	0.00000	0.00035
#2	0.02645	-0.00211	-0.00042	0.03677	-0.00004	0.00833	-0.01019	-0.00028	0.00035
Mean	**0.02504**	**-0.00141**	**-0.00040**	**0.03778**	**0.00009**	**0.00556**	**-0.01671**	**-0.00014**	**0.00035**
%RSD	7.99290	69.52763	5.90665	3.77115	200.89118	70.69829	55.23297	137.64833	0.00000

	Zr	**Pb**	**Se**
	ppm	calc	calc
#1	-0.00249	-0.00019	0.00333
#2	-0.00271	0.00222	0.00256
Mean	**-0.00260**	**0.00101**	**0.00294**
%RSD	5.78132	168.37222	18.34676

Method : Paragon File : 080917A Printed : 9/17/2008 20:53:04
SampleId1 : ZZZ **SampleId2 :** **[SAMPLE]**
Analysis commenced : 9/17/2008 13:26:31
Dilution ratio : 1.00000 to 1.00000 Tray : Position : TUBE51

Final concentrations

Ag	**Al**	**As**	**B**	**Ba**	**Be**	**Bi**	**Ca**	**Cd**
ppm	ppm	ppm	ppm	ppm	ppm	ppm	ppm	ppm

#1	0.00631	0.03656	0.00392	0.12335	0.02102	0.00144	-0.00287	587.02028	0.00893
#2	0.00631	0.03521	0.00235	0.12528	0.02108	0.00145	0.00031	593.21270	0.00900
Mean	**0.00631**	**0.03588**	**0.00314**	**0.12431**	**0.02105**	**0.00144**	**-0.00128**	**590.11649**	**0.00897**
%RSD	0.02516	2.65683	35.50146	1.10076	0.18916	0.75622	175.49655	0.74201	0.54316

	Co	**Cr**	**Cu**	**Fe**	**K**	**Li**	**Mg**	**Mn**	**Mo**
	ppm	ppm	ppm	ppm	ppm	ppm	ppm	ppm	ppm
#1	0.41453	0.01350	0.00182	-0.09311	24.18823	0.34799	294.29721	53.83091	0.04921
#2	0.41626	0.01394	0.00192	-0.09355	24.21401	0.34919	295.63672	54.32460	0.04742
Mean	**0.41540**	**0.01372**	**0.00187**	**-0.09333**	**24.20112**	**0.34859**	**294.96696**	**54.07775**	**0.04831**
%RSD	0.29471	2.25420	3.63772	0.32965	0.07531	0.24339	0.32111	0.64554	2.62693

	Na	**Ni**	**P**	**Pb I**	**Pb II**	**S**	**Sb**	**Se I**	**Se II**
	ppm	ppm	ppm	ppm	ppm	ppm	ppm	ppm	ppm
#1	338.45991	1.32233	0.07986	-0.01756	0.01696	772.16744	-0.00178	-0.01861	0.04930
#2	340.57704	1.33180	0.07822	-0.01480	0.01421	776.40468	0.00067	-0.01262	0.05512
Mean	**339.51848**	**1.32707**	**0.07904**	**-0.01618**	**0.01558**	**774.28606**	**-0.00056**	**-0.01562**	**0.05221**
%RSD	0.44093	0.50431	1.46626	12.07164	12.47513	0.38696	311.30913	27.12565	7.87530

	Si	**Sn**	**Sr**	**Th**	**Ti**	**Tl**	**U**	**V**	**Zn**
	ppm	ppm	ppm	ppm	ppm	ppm	ppm	ppm	ppm
#1	11.41899	0.00345	2.92808	0.02945	-0.00193	-0.02135	0.29078	0.00472	0.38108
#2	11.48374	0.00109	2.93900	0.02543	-0.00201	-0.01294	0.28621	0.00531	0.38422
Mean	**11.45137**	**0.00227**	**2.93354**	**0.02744**	**-0.00197**	**-0.01715**	**0.28849**	**0.00501**	**0.38265**
%RSD	0.39983	73.52263	0.26328	10.37362	2.99485	34.68258	1.11989	8.36006	0.58040

	Zr	**Pb**	**Se**
	ppm	calc	calc
#1	-0.00670	0.00546	0.02669
#2	-0.00646	0.00455	0.03256
Mean	**-0.00658**	**0.00500**	**0.02962**
%RSD	2.60859	12.90967	14.01983

Method : Paragon File : 080917A Printed : 9/17/2008 20:53:04
SampleId1 : ZZZ **SampleId2 :** **[SAMPLE]**
Analysis commenced : 9/17/2008 13:28:28
Dilution ratio : 1.00000 to 1.00000 Tray : Position : TUBE52

Final concentrations

	Ag	**Al**	**As**	**B**	**Ba**	**Be**	**Bi**	**Ca**	**Cd**
	ppm	ppm	ppm	ppm	ppm	ppm	ppm	ppm	ppm
#1	0.00555	0.03993	0.00347	0.09829	0.03313	0.00129	-0.00164	518.65600	0.00362
#2	0.00722	0.03502	-0.00181	0.09727	0.03305	0.00124	0.00243	518.84794	0.00315
Mean	**0.00639**	**0.03747**	**0.00083**	**0.09778**	**0.03309**	**0.00127**	**0.00039**	**518.75197**	**0.00338**
%RSD	18.44993	9.26546	449.98323	0.73455	0.18054	2.79222	734.25940	0.02616	9.70120

	Co	**Cr**	**Cu**	**Fe**	**K**	**Li**	**Mg**	**Mn**	**Mo**
	ppm	ppm	ppm	ppm	ppm	ppm	ppm	ppm	ppm
#1	0.21460	0.01319	0.00107	-0.10155	19.28903	0.26001	169.16228	58.15037	0.02758

#2	0.21418	0.01414	0.00079	-0.10286	19.13467	0.25749	168.56608	58.22999	0.02772
Mean	**0.21439**	**0.01366**	**0.00093**	**-0.10221**	**19.21185**	**0.25875**	**168.86418**	**58.19018**	**0.02765**
%RSD	0.13785	4.92711	21.72697	0.90301	0.56814	0.69012	0.24965	0.09675	0.36231

	Na	**Ni**	**P**	**Pb I**	**Pb II**	**S**	**Sb**	**Se I**	**Se II**
	ppm	ppm	ppm	ppm	ppm	ppm	ppm	ppm	ppm
#1	238.40265	0.72266	0.03529	-0.01712	0.01294	651.04916	-0.00090	-0.04300	0.03597
#2	236.95527	0.72644	0.02480	-0.01728	0.01046	649.50938	0.00156	-0.03849	0.03869
Mean	**237.67896**	**0.72455**	**0.03004**	**-0.01720**	**0.01170**	**650.27927**	**0.00033**	**-0.04075**	**0.03733**
%RSD	0.43060	0.36865	24.68407	0.63516	14.96814	0.16743	530.93010	7.82628	5.14428

	Si	**Sn**	**Sr**	**Th**	**Ti**	**Tl**	**U**	**V**	**Zn**
	ppm	ppm	ppm	ppm	ppm	ppm	ppm	ppm	ppm
#1	10.25627	0.00206	2.55206	0.01255	-0.00207	-0.01330	0.11977	0.00234	0.08122
#2	10.19841	0.00498	2.54242	0.02728	-0.00146	-0.02026	0.12891	0.00303	0.07997
Mean	**10.22734**	**0.00352**	**2.54724**	**0.01992**	**-0.00177**	**-0.01678**	**0.12434**	**0.00269**	**0.08059**
%RSD	0.40003	58.56920	0.26773	52.29503	24.12739	29.35149	5.19735	18.05732	1.09780

	Zr	**Pb**	**Se**
	ppm	calc	calc
#1	-0.00558	0.00293	0.00967
#2	-0.00632	0.00122	0.01299
Mean	**-0.00595**	**0.00208**	**0.01133**
%RSD	8.81593	58.02699	20.67655

Method : Paragon File : 080917A Printed : 9/17/2008 20:53:04
SampleId1 : CCV **SampleId2 :** **[CV]**
Analysis commenced : 9/17/2008 13:31:38
Dilution ratio : 1.00000 to 1.00000 Tray : Position : STD6

Final concentrations

	Ag	**Al**	**As**	**B**	**Ba**	**Be**	**Bi**	**Ca**	**Cd**
	ppm	ppm	ppm	ppm	ppm	ppm	ppm	ppm	ppm
#1	0.19063	48.95474	0.48270	0.97290	0.98302	0.46121	0.51396	47.69163	0.48001
#2	0.19059	49.31780	0.48122	0.98445	0.99132	0.46172	0.51118	47.76646	0.48016
Mean	**0.19061**	**49.13627**	**0.48196**	**0.97868**	**0.98717**	**0.46147**	**0.51257**	**47.72904**	**0.48009**
%RSD	0.01431	0.52247	0.21580	0.83446	0.59478	0.07749	0.38285	0.11087	0.02199

	Co	**Cr**	**Cu**	**Fe**	**K**	**Li**	**Mg**	**Mn**	**Mo**
	ppm	ppm	ppm	ppm	ppm	ppm	ppm	ppm	ppm
#1	0.47013	0.96356	0.96855	18.73443	49.06560	0.51999	48.00535	0.93684	0.97899
#2	0.47306	0.96602	0.97697	18.77005	49.46582	0.52520	48.21288	0.93908	0.98142
Mean	**0.47159**	**0.96479**	**0.97276**	**18.75224**	**49.26571**	**0.52260**	**48.10912**	**0.93796**	**0.98020**
%RSD	0.44010	0.18083	0.61162	0.13435	0.57442	0.70580	0.30502	0.16910	0.17505

	Na	**Ni**	**P**	**Pb I**	**Pb II**	**S**	**Sb**	**Se I**	**Se II**
	ppm	ppm	ppm	ppm	ppm	ppm	ppm	ppm	ppm
#1	47.39658	0.95371	4.73894	0.94448	0.98020	4.69790	0.48909	0.95182	0.95263
#2	47.81898	0.95603	4.72921	0.94610	0.96953	4.72655	0.49350	0.97421	0.95465

Mean	**47.60778**	**0.95487**	**4.73407**	**0.94529**	**0.97487**	**4.71223**	**0.49130**	**0.96301**	**0.95364**
%RSD	0.62739	0.17196	0.14540	0.12134	0.77393	0.42986	0.63554	1.64413	0.15027

	Si	**Sn**	**Sr**	**Th**	**Ti**	**Tl**	**U**	**V**	**Zn**
	ppm	ppm	ppm	ppm	ppm	ppm	ppm	ppm	ppm
#1	4.70354	0.95989	0.47900	0.23750	0.46764	0.51893	4.95226	0.46981	0.94540
#2	4.73098	0.95807	0.48188	0.23625	0.46943	0.51396	4.98168	0.47198	0.94202
Mean	**4.71726**	**0.95898**	**0.48044**	**0.23687**	**0.46853**	**0.51645**	**4.96697**	**0.47089**	**0.94371**
%RSD	0.41133	0.13434	0.42449	0.37466	0.27038	0.68087	0.41875	0.32618	0.25291

	Zr	**Pb**	**Se**
	ppm	calc	calc
#1	0.95017	0.96831	0.95236
#2	0.95480	0.96173	0.96117
Mean	**0.95248**	**0.96502**	**0.95676**
%RSD	0.34368	0.48190	0.65098

Method : Paragon File : 080917A Printed : 9/17/2008 20:53:05
SampleId1 : CCB **SampleId2 :** **[CB]**
Analysis commenced : 9/17/2008 13:33:51
Dilution ratio : 1.00000 to 1.00000 Tray : Position : STD2

Final concentrations

	Ag	**Al**	**As**	**B**	**Ba**	**Be**	**Bi**	**Ca**	**Cd**
	ppm	ppm	ppm	ppm	ppm	ppm	ppm	ppm	ppm
#1	0.00067	0.09557	-0.00013	-0.00160	0.00022	0.00058	0.00100	-0.05473	0.00024
#2	-0.00012	0.09405	-0.00069	-0.00165	0.00010	0.00055	-0.00231	-0.05718	0.00027
Mean	**0.00028**	**0.09481**	**-0.00041**	**-0.00162**	**0.00016**	**0.00056**	**-0.00066**	**-0.05596**	**0.00026**
%RSD	203.61317	1.13595	97.80876	2.10410	49.59595	3.95865	356.41388	3.08762	9.38409

	Co	**Cr**	**Cu**	**Fe**	**K**	**Li**	**Mg**	**Mn**	**Mo**
	ppm	ppm	ppm	ppm	ppm	ppm	ppm	ppm	ppm
#1	0.00073	0.00037	-0.00055	-0.00502	0.14431	0.00549	-0.01754	0.00042	0.00109
#2	-0.00022	0.00029	-0.00101	-0.00598	0.13899	0.00545	-0.02161	0.00042	0.00019
Mean	**0.00026**	**0.00033**	**-0.00078**	**-0.00550**	**0.14165**	**0.00547**	**-0.01958**	**0.00042**	**0.00064**
%RSD	262.36989	17.33637	41.89283	12.31345	2.65636	0.50212	14.69717	0.00000	99.05362

	Na	**Ni**	**P**	**Pb I**	**Pb II**	**S**	**Sb**	**Se I**	**Se II**
	ppm	ppm	ppm	ppm	ppm	ppm	ppm	ppm	ppm
#1	0.18112	0.00014	-0.00338	0.00221	0.00018	0.01123	-0.00099	0.00361	0.00158
#2	0.17952	-0.00047	-0.01157	0.00011	0.00291	0.00409	0.00014	0.01205	-0.00159
Mean	**0.18032**	**-0.00017**	**-0.00748**	**0.00116**	**0.00154**	**0.00766**	**-0.00043**	**0.00783**	**-0.00001**
%RSD	0.62815	261.79897	77.44792	128.27859	125.05063	65.88047	186.24607	76.24238	30170.01693

	Si	**Sn**	**Sr**	**Th**	**Ti**	**Tl**	**U**	**V**	**Zn**
	ppm	ppm	ppm	ppm	ppm	ppm	ppm	ppm	ppm
#1	0.00686	-0.00072	-0.00035	0.02027	-0.00020	0.00681	0.00744	0.00050	0.00035
#2	0.00661	-0.00266	-0.00038	0.02419	-0.00022	0.00183	-0.00301	-0.00035	0.00056
Mean	**0.00673**	**-0.00169**	**-0.00037**	**0.02223**	**-0.00021**	**0.00432**	**0.00222**	**0.00007**	**0.00045**

%RSD	2.59346	81.37253	4.88948	12.48670	6.14971	81.58035	333.19863	806.90352	32.47990

	Zr	Pb	Se
	ppm	calc	calc
#1	-0.00110	0.00085	0.00225
#2	-0.00135	0.00198	0.00295
Mean	**-0.00122**	**0.00142**	**0.00260**
%RSD	14.47040	56.08063	18.93872

Method : Paragon File : 080917A Printed : 9/17/2008 20:53:05
SampleId1 : 0808201-19 **SampleId2 :** **[SAMPLE]**
Analysis commenced : 9/17/2008 13:36:01
Dilution ratio : 1.00000 to 1.00000 Tray : Position : TUBE41

Final concentrations

	Ag	Al	As	B	Ba	Be	Bi	Ca	Cd
	ppm	ppm	ppm	ppm	ppm	ppm	ppm	ppm	ppm
#1	0.00014	0.02670	-0.00204	0.03924	0.09510	0.00070	0.00176	229.47968	0.00010
#2	-0.00092	0.03059	0.00404	0.03842	0.09657	0.00070	-0.00002	230.88670	0.00018
Mean	**-0.00039**	**0.02864**	**0.00100**	**0.03883**	**0.09584**	**0.00070**	**0.00087**	**230.18319**	**0.00014**
%RSD	190.54978	9.61587	429.72057	1.49650	1.08113	0.07694	144.88304	0.43223	42.31238

	Co	Cr	Cu	Fe	K	Li	Mg	Mn	Mo
	ppm	ppm	ppm	ppm	ppm	ppm	ppm	ppm	ppm
#1	0.00003	0.00039	-0.00046	0.01004	3.77867	0.04762	52.06177	0.00048	-0.00099
#2	-0.00085	0.00029	-0.00092	0.00952	3.79700	0.04816	52.49838	0.00048	-0.00037
Mean	**-0.00041**	**0.00034**	**-0.00069**	**0.00978**	**3.78783**	**0.04789**	**52.28007**	**0.00048**	**-0.00068**
%RSD	152.93128	22.31704	46.90933	3.77697	0.34219	0.80430	0.59053	0.00000	63.67408

	Na	Ni	P	Pb I	Pb II	S	Sb	Se I	Se II
	ppm	ppm	ppm	ppm	ppm	ppm	ppm	ppm	ppm
#1	35.74504	0.00001	0.00677	-0.00776	0.00461	115.59371	-0.00193	0.00406	0.00664
#2	36.21929	-0.00017	0.01202	-0.01105	0.00580	116.47117	0.00096	-0.00047	0.00724
Mean	**35.98217**	**-0.00008**	**0.00940**	**-0.00941**	**0.00521**	**116.03244**	**-0.00049**	**0.00179**	**0.00694**
%RSD	0.93198	169.03261	39.45574	24.71023	16.15850	0.53473	417.96806	178.90543	6.19326

	Si	Sn	Sr	Th	Ti	Tl	U	V	Zn
	ppm	ppm	ppm	ppm	ppm	ppm	ppm	ppm	ppm
#1	6.27699	0.00123	3.07707	0.00576	-0.00046	-0.00082	0.02048	0.00870	0.00764
#2	6.33939	0.00442	3.10378	0.00589	-0.00077	0.00128	0.00482	0.00821	0.00827
Mean	**6.30819**	**0.00282**	**3.09043**	**0.00582**	**-0.00062**	**0.00023**	**0.01265**	**0.00845**	**0.00795**
%RSD	0.69951	79.97572	0.61111	1.57331	35.09137	640.11665	87.56864	4.17627	5.55683

	Zr	Pb	Se
	ppm	calc	calc
#1	-0.00306	0.00049	0.00578
#2	-0.00319	0.00019	0.00467
Mean	**-0.00313**	**0.00034**	**0.00523**
%RSD	3.04507	62.38078	14.93816

ted: 9/17/2008 20:54:45 User: ROY FRENCH
Method : Paragon File : 080917A Printed : 9/17/2008 20:53:06
SampleId1 : 0808201-20 SampleId2 : [SAMPLE]
Analysis commenced : 9/17/2008 13:37:58
Dilution ratio : 1.00000 to 1.00000 Tray : Position : TUBE42

Final concentrations

	Ag	Al	As	B	Ba	Be	Bi	Ca	Cd
	ppm	ppm	ppm	ppm	ppm	ppm	ppm	ppm	ppm
#1	-0.00172	0.03080	0.00134	0.05302	0.04510	0.00088	-0.00294	389.42921	0.00016
#2	-0.00047	0.02570	0.00494	0.05491	0.04549	0.00089	-0.00002	393.81534	-0.00001
Mean	**-0.00110**	**0.02825**	**0.00314**	**0.05397**	**0.04530**	**0.00088**	**-0.00148**	**391.62228**	**0.00007**
%RSD	80.99800	12.78192	81.14578	2.47077	0.61552	1.17296	139.93807	0.79195	162.65584

	Co	Cr	Cu	Fe	K	Li	Mg	Mn	Mo
	ppm	ppm	ppm	ppm	ppm	ppm	ppm	ppm	ppm
#1	-0.00075	-0.00021	-0.00102	0.00691	7.68018	0.09055	137.56490	0.01406	-0.00071
#2	0.00044	0.00016	-0.00028	0.00743	7.73696	0.09124	138.68247	0.01419	-0.00014
Mean	**-0.00015**	**-0.00002**	**-0.00065**	**0.00717**	**7.70857**	**0.09090**	**138.12368**	**0.01412**	**-0.00042**
%RSD	547.33200	1046.41051	80.61527	5.15315	0.52085	0.53174	0.57213	0.65058	94.94976

	Na	Ni	P	Pb I	Pb II	S	Sb	Se I	Se II
	ppm	ppm	ppm	ppm	ppm	ppm	ppm	ppm	ppm
#1	104.12827	0.00070	0.02480	-0.01728	0.00690	271.49114	-0.00028	0.01176	0.01970
#2	104.71376	0.00018	0.01956	-0.01564	0.00451	273.32891	0.00065	0.01797	0.01381
Mean	**104.42101**	**0.00044**	**0.02218**	**-0.01646**	**0.00570**	**272.41002**	**0.00019**	**0.01486**	**0.01676**
%RSD	0.39648	84.32923	16.71864	7.02820	29.65288	0.47704	354.19664	29.54482	24.87355

	Si	Sn	Sr	Th	Ti	Tl	U	V	Zn
	ppm	ppm	ppm	ppm	ppm	ppm	ppm	ppm	ppm
#1	7.19690	0.00428	4.09227	-0.00030	-0.00128	0.00205	0.01135	0.00839	0.00472
#2	7.25503	-0.00002	4.13720	0.00146	-0.00123	0.00072	0.02701	0.00952	0.00368
Mean	**7.22596**	**0.00213**	**4.11473**	**0.00058**	**-0.00126**	**0.00139**	**0.01918**	**0.00895**	**0.00420**
%RSD	0.56883	142.86762	0.77213	214.31750	2.60931	67.94410	57.75718	8.87212	17.52303

	Zr	Pb	Se
	ppm	calc	calc
#1	-0.00360	-0.00115	0.01706
#2	-0.00324	-0.00220	0.01519
Mean	**-0.00342**	**-0.00168**	**0.01613**
%RSD	7.60754	44.26747	8.17146

Method : Paragon File : 080917A Printed : 9/17/2008 20:53:06
SampleId1 : IP080912-1MB SampleId2 : [SAMPLE]
Analysis commenced : 9/17/2008 13:39:55
Dilution ratio : 1.00000 to 1.00000 Tray : Position : TUBE43

Final concentrations

	Ag	Al	As	B	Ba	Be	Bi	Ca	Cd
	ppm	ppm	ppm	ppm	ppm	ppm	ppm	ppm	ppm
#1	0.00067	0.01314	0.00111	-0.00344	0.00016	0.00049	0.00062	-0.03812	0.00023
#2	0.00001	0.01618	-0.00204	-0.00358	0.00019	0.00051	-0.00078	-0.04301	0.00037
Mean	**0.00034**	**0.01466**	**-0.00046**	**-0.00351**	**0.00017**	**0.00050**	**-0.00008**	**-0.04056**	**0.00030**
%RSD	136.74974	14.66050	481.18739	2.92165	11.39955	2.50750	1185.90659	8.51891	32.80890

	Co	Cr	Cu	Fe	K	Li	Mg	Mn	Mo
	ppm	ppm	ppm	ppm	ppm	ppm	ppm	ppm	ppm
#1	0.00055	0.00026	-0.00027	-0.00389	0.04640	0.00506	-0.01569	0.00035	-0.00056
#2	-0.00016	-0.00029	-0.00101	-0.00424	0.04832	0.00504	-0.01754	0.00029	0.00019
Mean	**0.00020**	**-0.00002**	**-0.00064**	**-0.00406**	**0.04736**	**0.00505**	**-0.01662**	**0.00032**	**-0.00019**
%RSD	256.47629	2340.83120	82.35115	6.06080	2.86020	0.19415	7.87023	14.42535	287.39913

	Na	Ni	P	Pb I	Pb II	S	Sb	Se I	Se II
	ppm	ppm	ppm	ppm	ppm	ppm	ppm	ppm	ppm
#1	0.17823	0.00036	0.00809	0.00512	-0.00011	0.02908	0.00229	0.00973	-0.00356
#2	0.17654	0.00076	0.00972	-0.00065	0.00034	0.02194	0.00148	0.00535	-0.00431
Mean	**0.17739**	**0.00056**	**0.00890**	**0.00223**	**0.00011**	**0.02551**	**0.00189**	**0.00754**	**-0.00394**
%RSD	0.67401	50.48029	13.01051	182.66768	281.11411	19.78868	30.53483	41.05031	13.54671

	Si	Sn	Sr	Th	Ti	Tl	U	V	Zn
	ppm	ppm	ppm	ppm	ppm	ppm	ppm	ppm	ppm
#1	0.01683	0.00317	-0.00019	0.02117	0.00000	0.00356	0.00613	0.00078	0.00118
#2	0.01529	0.00359	-0.00026	0.02584	-0.00010	-0.00085	0.00091	-0.00022	0.00097
Mean	**0.01606**	**0.00338**	**-0.00023**	**0.02351**	**-0.00005**	**0.00135**	**0.00352**	**0.00028**	**0.00108**
%RSD	6.79699	8.72041	21.04071	14.02899	141.51380	230.22229	104.87291	254.89379	13.65855

	Zr	Pb	Se
	ppm	calc	calc
#1	-0.00125	0.00163	0.00087
#2	-0.00176	0.00001	-0.00110
Mean	**-0.00151**	**0.00082**	**-0.00011**
%RSD	24.01356	139.89738	1208.17632

Method : Paragon File : 080917A Printed : 9/17/2008 20:53:07
SampleId1 : IP080912-1LCS SampleId2 : [SAMPLE]
Analysis commenced : 9/17/2008 13:41:52
Dilution ratio : 1.00000 to 1.00000 Tray : Position : TUBE44

Final concentrations

	Ag	Al	As	B	Ba	Be	Bi	Ca	Cd
	ppm	ppm	ppm	ppm	ppm	ppm	ppm	ppm	ppm
#1	0.00049	2.08047	2.07820	1.02618	2.05946	0.05006	-0.00312	39.90928	0.04995
#2	0.00015	2.09211	2.07278	1.03178	2.06527	0.05021	0.00172	39.87133	0.05031
Mean	**0.00032**	**2.08629**	**2.07549**	**1.02898**	**2.06236**	**0.05014**	**-0.00070**	**39.89030**	**0.05013**
%RSD	76.09324	0.39455	0.18471	0.38528	0.19908	0.20508	488.41818	0.06726	0.49845

	Co	Cr	Cu	Fe	K	Li	Mg	Mn	Mo

	ppm	ppm	ppm	ppm	ppm	ppm	ppm	ppm	ppm
#1	0.49257	0.20192	0.25181	0.96697	39.02066	0.51411	40.01112	0.49061	1.02463
#2	0.49503	0.20267	0.25358	0.97083	39.20814	0.51677	40.12718	0.49093	1.02111
Mean	**0.49380**	**0.20229**	**0.25270**	**0.96890**	**39.11440**	**0.51544**	**40.06915**	**0.49077**	**1.02287**
%RSD	0.35171	0.26138	0.49526	0.28151	0.33892	0.36551	0.20481	0.04718	0.24348

	Na	**Ni**	**P**	**Pb I**	**Pb II**	**S**	**Sb**	**Se I**	**Se II**
	ppm	ppm	ppm	ppm	ppm	ppm	ppm	ppm	ppm
#1	38.18756	0.51376	0.00972	0.49139	0.51105	-0.00305	0.52120	2.00841	1.96718
#2	38.37956	0.51338	0.01136	0.49395	0.50866	0.01837	0.52201	2.02716	1.96517
Mean	**38.28356**	**0.51357**	**0.01054**	**0.49267**	**0.50985**	**0.00766**	**0.52160**	**2.01779**	**1.96618**
%RSD	0.35463	0.05267	10.98872	0.36746	0.33101	197.64049	0.11009	0.65719	0.07221

	Si	**Sn**	**Sr**	**Th**	**Ti**	**Tl**	**U**	**V**	**Zn**
	ppm	ppm	ppm	ppm	ppm	ppm	ppm	ppm	ppm
#1	2.01247	0.50732	0.50051	0.01449	0.48436	2.17291	-0.00954	0.49734	0.50409
#2	2.01894	0.49840	0.50134	0.01116	0.48540	2.18834	0.00416	0.49887	0.50367
Mean	**2.01570**	**0.50286**	**0.50092**	**0.01282**	**0.48488**	**2.18063**	**-0.00269**	**0.49811**	**0.50388**
%RSD	0.22683	1.25513	0.11725	18.37558	0.15162	0.50053	360.23920	0.21831	0.05886

	Zr	**Pb**	**Se**
	ppm	calc	calc
#1	-0.00384	0.50450	1.98091
#2	-0.00326	0.50376	1.98582
Mean	**-0.00355**	**0.50413**	**1.98336**
%RSD	11.66101	0.10371	0.17490

Method : Paragon File : 080917A Printed : 9/17/2008 20:53:07
SampleId1 : 0808201-21 **SampleId2 :** **[SAMPLE]**
Analysis commenced : 9/17/2008 13:43:50
Dilution ratio : 1.00000 to 1.00000 Tray : Position : TUBE45

Final concentrations

	Ag	**Al**	**As**	**B**	**Ba**	**Be**	**Bi**	**Ca**	**Cd**
	ppm	ppm	ppm	ppm	ppm	ppm	ppm	ppm	ppm
#1	0.00029	0.02707	0.00437	0.07976	0.11683	0.00108	0.00481	596.53336	0.00071
#2	-0.00017	0.02635	0.00010	0.07914	0.11697	0.00115	-0.00066	596.79762	0.00045
Mean	**0.00006**	**0.02671**	**0.00224**	**0.07945**	**0.11690**	**0.00112**	**0.00207**	**596.66549**	**0.00058**
%RSD	554.54787	1.91911	135.12565	0.55954	0.08524	4.18387	186.27326	0.03132	30.85230

	Co	**Cr**	**Cu**	**Fe**	**K**	**Li**	**Mg**	**Mn**	**Mo**
	ppm	ppm	ppm	ppm	ppm	ppm	ppm	ppm	ppm
#1	0.00113	0.00117	0.18637	0.00491	14.78043	0.21250	291.31459	0.23118	0.00170
#2	0.00013	0.00063	0.18600	0.00534	14.86155	0.21409	292.24365	0.23157	-0.00047
Mean	**0.00063**	**0.00090**	**0.18619**	**0.00512**	**14.82099**	**0.21329**	**291.77912**	**0.23138**	**0.00062**
%RSD	113.03790	42.81713	0.13990	6.00954	0.38702	0.52689	0.22515	0.11956	248.99129

	Na	**Ni**	**P**	**Pb I**	**Pb II**	**S**	**Sb**	**Se I**	**Se II**
	ppm	ppm	ppm	ppm	ppm	ppm	ppm	ppm	ppm

#1	197.94938	0.00865	0.04708	-0.01301	0.00674	536.30075	0.00405	0.03009	0.02180
#2	198.66898	0.00881	0.03103	-0.02070	0.00694	538.24323	-0.00028	0.02396	0.02264
Mean	**198.30918**	**0.00873**	**0.03905**	**-0.01685**	**0.00684**	**537.27199**	**0.00188**	**0.02703**	**0.02222**
%RSD	0.25659	1.32225	29.07623	32.27040	2.07035	0.25565	162.68993	16.05028	2.65176

	Si	**Sn**	**Sr**	**Th**	**Ti**	**Tl**	**U**	**V**	**Zn**
	ppm	ppm	ppm	ppm	ppm	ppm	ppm	ppm	ppm
#1	7.54094	0.00664	5.71839	-0.01033	-0.00209	0.00356	0.08314	0.01201	0.05953
#2	7.57755	0.00720	5.74882	-0.00641	-0.00202	0.00422	0.07270	0.01161	0.05912
Mean	**7.55925**	**0.00692**	**5.73361**	**-0.00837**	**-0.00206**	**0.00389**	**0.07792**	**0.01181**	**0.05933**
%RSD	0.34242	5.67316	0.37531	33.11203	2.54817	12.08743	9.47716	2.42848	0.49698

	Zr	**Pb**	**Se**
	ppm	calc	calc
#1	-0.00180	0.00017	0.02456
#2	-0.00213	-0.00226	0.02308
Mean	**-0.00197**	**-0.00105**	**0.02382**
%RSD	11.83432	164.04087	4.41451

Method : Paragon File : 080917A Printed : 9/17/2008 20:53:08
SampleId1 : 0808201-21D **SampleId2 :** **[SAMPLE]**
Analysis commenced : 9/17/2008 13:45:47
Dilution ratio : 1.00000 to 1.00000 Tray : Position : TUBE46

Final concentrations

	Ag	**Al**	**As**	**B**	**Ba**	**Be**	**Bi**	**Ca**	**Cd**
	ppm	ppm	ppm	ppm	ppm	ppm	ppm	ppm	ppm
#1	-0.00108	0.02756	-0.00215	0.07836	0.11745	0.00112	0.00239	593.17519	0.00054
#2	0.00071	0.03023	0.00336	0.08059	0.11909	0.00116	0.00570	603.28961	0.00032
Mean	**-0.00019**	**0.02890**	**0.00061**	**0.07947**	**0.11827**	**0.00114**	**0.00405**	**598.23240**	**0.00043**
%RSD	683.82837	6.53016	643.34183	1.97932	0.97738	3.01878	57.84356	1.19552	37.79738

	Co	**Cr**	**Cu**	**Fe**	**K**	**Li**	**Mg**	**Mn**	**Mo**
	ppm	ppm	ppm	ppm	ppm	ppm	ppm	ppm	ppm
#1	-0.00005	-0.00041	0.18769	0.01030	14.95508	0.21563	292.65267	0.23125	0.00005
#2	0.00042	0.00141	0.18974	0.01126	15.07517	0.21768	295.80986	0.23425	0.00062
Mean	**0.00018**	**0.00050**	**0.18872**	**0.01078**	**15.01513**	**0.21665**	**294.23127**	**0.23275**	**0.00033**
%RSD	182.83203	257.70711	0.76675	6.28141	0.56551	0.67095	0.75875	0.91127	120.13019

	Na	**Ni**	**P**	**Pb I**	**Pb II**	**S**	**Sb**	**Se I**	**Se II**
	ppm	ppm	ppm	ppm	ppm	ppm	ppm	ppm	ppm
#1	197.69951	0.01155	0.03004	-0.02042	0.00934	538.48910	-0.00161	0.02227	0.01879
#2	199.03857	0.01298	0.03299	-0.01902	0.00672	544.06076	0.00322	0.02345	0.02233
Mean	**198.36904**	**0.01227**	**0.03152**	**-0.01972**	**0.00803**	**541.27493**	**0.00080**	**0.02286**	**0.02056**
%RSD	0.47732	8.26009	6.61760	5.02179	23.04570	0.72787	424.52588	3.65978	12.19186

	Si	**Sn**	**Sr**	**Th**	**Ti**	**Tl**	**U**	**V**	**Zn**
	ppm	ppm	ppm	ppm	ppm	ppm	ppm	ppm	ppm
#1	7.57690	-0.00016	5.77141	0.05133	-0.00050	-0.00008	0.06095	0.01179	0.06454

#2	7.65955	0.00289	5.83507	0.06813	-0.00001	0.00548	0.08183	0.01204	0.06641
Mean	**7.61823**	**0.00137**	**5.80324**	**0.05973**	**-0.00025**	**0.00270**	**0.07139**	**0.01192**	**0.06548**
%RSD	0.76718	158.14521	0.77574	19.89557	136.29656	145.84768	20.68700	1.48236	2.02650

	Zr	**Pb**	**Se**
	ppm	calc	calc
#1	-0.00654	-0.00057	0.01995
#2	-0.00709	-0.00185	0.02271
Mean	**-0.00681**	**-0.00121**	**0.02133**
%RSD	5.75969	74.66408	9.14600

Method : Paragon File : 080917A Printed : 9/17/2008 20:53:08
SampleId1 : 0808201-21L 5X **SampleId2 :** **[SAMPLE]**
Analysis commenced : 9/17/2008 13:47:44
Dilution ratio : 1.00000 to 1.00000 Tray : Position : TUBE47

Final concentrations

	Ag	**Al**	**As**	**B**	**Ba**	**Be**	**Bi**	**Ca**	**Cd**
	ppm	ppm	ppm	ppm	ppm	ppm	ppm	ppm	ppm
#1	0.00020	0.02170	-0.00294	0.01416	0.02496	0.00084	0.00092	110.57818	0.00017
#2	0.00093	0.02479	-0.00204	0.01474	0.02511	0.00080	0.00041	110.67874	0.00056
Mean	**0.00057**	**0.02325**	**-0.00249**	**0.01445**	**0.02504**	**0.00082**	**0.00067**	**110.62846**	**0.00036**
%RSD	90.51418	9.39678	25.57918	2.83907	0.39766	2.87505	53.55034	0.06428	76.61827

	Co	**Cr**	**Cu**	**Fe**	**K**	**Li**	**Mg**	**Mn**	**Mo**
	ppm	ppm	ppm	ppm	ppm	ppm	ppm	ppm	ppm
#1	0.00023	-0.00001	0.03723	-0.00424	2.29198	0.03857	56.97778	0.04895	0.00052
#2	0.00071	0.00071	0.03788	-0.00432	2.30626	0.03846	56.90328	0.04882	0.00024
Mean	**0.00047**	**0.00035**	**0.03755**	**-0.00428**	**2.29912**	**0.03851**	**56.94053**	**0.04889**	**0.00038**
%RSD	71.57641	144.05633	1.22306	1.43815	0.43896	0.20321	0.09251	0.18804	52.61605

	Na	**Ni**	**P**	**Pb I**	**Pb II**	**S**	**Sb**	**Se I**	**Se II**
	ppm	ppm	ppm	ppm	ppm	ppm	ppm	ppm	ppm
#1	38.36118	0.00183	0.01431	0.00026	0.00130	116.99479	0.00045	0.00829	0.00686
#2	38.35714	0.00188	0.00677	-0.00059	0.00177	117.19119	0.00075	-0.00496	-0.00047
Mean	**38.35916**	**0.00186**	**0.01054**	**-0.00017**	**0.00154**	**117.09299**	**0.00060**	**0.00167**	**0.00320**
%RSD	0.00745	2.07330	50.54796	359.01832	21.31412	0.11860	35.53677	561.78969	162.02049

	Si	**Sn**	**Sr**	**Th**	**Ti**	**Tl**	**U**	**V**	**Zn**
	ppm	ppm	ppm	ppm	ppm	ppm	ppm	ppm	ppm
#1	1.57172	-0.00377	1.19803	0.01329	-0.00037	0.00080	0.01201	0.00218	0.01306
#2	1.57392	0.00012	1.19678	0.01237	-0.00031	-0.00427	0.02114	0.00259	0.01327
Mean	**1.57282**	**-0.00183**	**1.19740**	**0.01283**	**-0.00034**	**-0.00174**	**0.01657**	**0.00238**	**0.01316**
%RSD	0.09870	150.39514	0.07353	5.08373	13.56228	206.12532	38.98400	12.03519	1.11935

	Zr	**Pb**	**Se**
	ppm	calc	calc
#1	-0.00180	0.00096	0.00734
#2	-0.00112	0.00098	-0.00196

Mean	**-0.00146**	**0.00097**	**0.00269NCH**
%RSD	32.79508	1.81492	244.60291

Method : Paragon File : 080917A Printed : 9/17/2008 20:53:09
SampleId1 : 0808201-21MS **SampleId2 :** **[SAMPLE]**
Analysis commenced : 9/17/2008 13:49:42
Dilution ratio : 1.00000 to 1.00000 Tray : Position : TUBE48

Final concentrations

	Ag	**Al**	**As**	**B**	**Ba**	**Be**	**Bi**	**Ca**	**Cd**
	ppm	ppm	ppm	ppm	ppm	ppm	ppm	ppm	ppm
#1	0.00019	2.20424	2.11178	1.12889	2.19868	0.04847	0.00109	635.84768	0.05008
#2	-0.00008	2.22294	2.13371	1.14119	2.21814	0.04882	0.00186	640.02885	0.05058
Mean	**0.00006**	**2.21359**	**2.12274**	**1.13504**	**2.20841**	**0.04864**	**0.00147**	**637.93826**	**0.05033**
%RSD	345.18279	0.59746	0.73047	0.76605	0.62308	0.51583	37.18809	0.46345	0.69082

	Co	**Cr**	**Cu**	**Fe**	**K**	**Li**	**Mg**	**Mn**	**Mo**
	ppm	ppm	ppm	ppm	ppm	ppm	ppm	ppm	ppm
#1	0.47725	0.19329	0.45950	0.92271	69.31197	0.91870	339.57019	0.70572	1.01811
#2	0.48031	0.19540	0.46296	0.93095	69.78549	0.92742	342.12379	0.71170	1.02877
Mean	**0.47878**	**0.19435**	**0.46123**	**0.92683**	**69.54873**	**0.92306**	**340.84699**	**0.70871**	**1.02344**
%RSD	0.45306	0.76903	0.52987	0.62853	0.48143	0.66802	0.52976	0.59673	0.73661

	Na	**Ni**	**P**	**Pb I**	**Pb II**	**S**	**Sb**	**Se I**	**Se II**
	ppm	ppm	ppm	ppm	ppm	ppm	ppm	ppm	ppm
#1	237.97344	0.50070	0.03496	0.46903	0.51523	543.90911	0.53080	2.20706	2.11316
#2	239.24362	0.50287	0.04184	0.47299	0.51338	548.69031	0.53328	2.23105	2.12317
Mean	**238.60853**	**0.50178**	**0.03840**	**0.47101**	**0.51431**	**546.29971**	**0.53204**	**2.21905**	**2.11816**
%RSD	0.37641	0.30543	12.67396	0.59416	0.25443	0.61886	0.32974	0.76466	0.33423

	Si	**Sn**	**Sr**	**Th**	**Ti**	**Tl**	**U**	**V**	**Zn**
	ppm	ppm	ppm	ppm	ppm	ppm	ppm	ppm	ppm
#1	9.66272	0.52267	6.37476	0.00839	0.47682	2.20294	0.05576	0.50021	0.52968
#2	9.74430	0.52671	6.41963	0.01500	0.47997	2.22893	0.06750	0.50432	0.53220
Mean	**9.70351**	**0.52469**	**6.39719**	**0.01169**	**0.47839**	**2.21594**	**0.06163**	**0.50227**	**0.53094**
%RSD	0.59452	0.54460	0.49589	39.99830	0.46651	0.82954	13.47349	0.57876	0.33530

	Zr	**Pb**	**Se**
	ppm	calc	calc
#1	-0.00635	0.49985	2.14442
#2	-0.00738	0.49993	2.15909
Mean	**-0.00687**	**0.49989**	**2.15176**
%RSD	10.55568	0.01183	0.48204

Method : Paragon File : 080917A Printed : 9/17/2008 20:53:09
SampleId1 : 0808201-21MSD **SampleId2 :** **[SAMPLE]**
Analysis commenced : 9/17/2008 13:51:40
Dilution ratio : 1.00000 to 1.00000 Tray : Position : TUBE49

Final concentrations **4:45** **User: ROY FRENCH**

	Ag	Al	As	B	Ba	Be	Bi	Ca	Cd
	ppm	ppm	ppm	ppm	ppm	ppm	ppm	ppm	ppm
#1	-0.00022	2.23837	2.06171	1.11757	2.23225	0.04608	-0.00133	588.05488	0.04846
#2	-0.00101	2.23616	2.05156	1.11991	2.24169	0.04637	0.00007	588.68082	0.04885
Mean	**-0.00062**	**2.23727**	**2.05664**	**1.11874**	**2.23697**	**0.04622**	**-0.00063**	**588.36785**	**0.04865**
%RSD	91.33973	0.06986	0.34893	0.14802	0.29855	0.44377	157.05658	0.07523	0.56990

	Co	Cr	Cu	Fe	K	Li	Mg	Mn	Mo
	ppm	ppm	ppm	ppm	ppm	ppm	ppm	ppm	ppm
#1	0.45629	0.18506	0.46698	0.90956	71.66834	0.95687	330.12711	0.67786	0.98722
#2	0.45689	0.18591	0.46979	0.91368	71.67096	0.95752	330.96287	0.68056	0.99236
Mean	**0.45659**	**0.18549**	**0.46839**	**0.91162**	**71.66965**	**0.95720**	**330.54499**	**0.67921**	**0.98979**
%RSD	0.09411	0.32447	0.42528	0.31947	0.00259	0.04805	0.17879	0.28040	0.36713

	Na	Ni	P	Pb I	Pb II	S	Sb	Se I	Se II
	ppm	ppm	ppm	ppm	ppm	ppm	ppm	ppm	ppm
#1	237.90552	0.47855	0.04119	0.45201	0.49026	525.15726	0.52412	2.19295	2.05187
#2	236.41438	0.48014	0.02742	0.45300	0.49987	526.03693	0.52573	2.20107	2.07584
Mean	**237.15995**	**0.47934**	**0.03430**	**0.45251**	**0.49507**	**525.59709**	**0.52492**	**2.19701**	**2.06385**
%RSD	0.44459	0.23371	28.37451	0.15440	1.37234	0.11835	0.21674	0.26155	0.82136

	Si	Sn	Sr	Th	Ti	Tl	U	V	Zn
	ppm	ppm	ppm	ppm	ppm	ppm	ppm	ppm	ppm
#1	9.55846	0.50901	6.34913	0.02050	0.46769	2.17595	0.07469	0.48396	0.50346
#2	9.56616	0.49604	6.37574	0.00282	0.46901	2.18708	0.05772	0.48744	0.50640
Mean	**9.56231**	**0.50253**	**6.36244**	**0.01166**	**0.46835**	**2.18151**	**0.06621**	**0.48570**	**0.50493**
%RSD	0.05697	1.82502	0.29581	107.22131	0.19901	0.36089	18.12734	0.50694	0.41120

	Zr	Pb	Se
	ppm	calc	calc
#1	-0.00758	0.47752	2.09885
#2	-0.00623	0.48426	2.11754
Mean	**-0.00690**	**0.48089**	**2.10819**
%RSD	13.81421	0.99071	0.62709

Method : Paragon File : 080917A Printed : 9/17/2008 20:53:10
SampleId1 : 0808201-22 **SampleId2 :** **[SAMPLE]**
Analysis commenced : 9/17/2008 13:53:37
Dilution ratio : 1.00000 to 1.00000 Tray : Position : TUBE50

Final concentrations

	Ag	Al	As	B	Ba	Be	Bi	Ca	Cd
	ppm	ppm	ppm	ppm	ppm	ppm	ppm	ppm	ppm
#1	0.00064	0.02547	0.00685	0.16588	0.11323	0.00147	0.00023	599.95258	0.00671
#2	-0.00028	0.01637	0.00044	0.16085	0.11089	0.00136	-0.00169	587.39698	0.00678
Mean	**0.00018**	**0.02092**	**0.00364**	**0.16336**	**0.11206**	**0.00142**	**-0.00073**	**593.67478**	**0.00674**
%RSD	364.18068	30.75504	124.45566	2.17859	1.47614	5.66184	185.44281	1.49546	0.65998

ted: 9/17/2008 20:54:45 User: ROY FRENCH

	Co	Cr	Cu	Fe	K	Li	Mg	Mn	Mo
	ppm	ppm	ppm	ppm	ppm	ppm	ppm	ppm	ppm
#1	0.18793	0.00137	0.00041	0.02798	17.54847	0.25897	244.18612	4.36888	0.00449
#2	0.18341	0.00087	0.00081	0.02668	17.23910	0.25419	240.52029	4.30456	0.00288
Mean	**0.18567**	**0.00112**	**0.00061**	**0.02733**	**17.39379**	**0.25658**	**242.35320**	**4.33672**	**0.00369**
%RSD	1.72234	31.70664	45.68791	3.38002	1.25768	1.31788	1.06957	1.04887	30.79799

	Na	Ni	P	Pb I	Pb II	S	Sb	Se I	Se II
	ppm	ppm	ppm	ppm	ppm	ppm	ppm	ppm	ppm
#1	311.14108	0.59685	0.06380	-0.01597	0.00750	598.96161	0.00304	0.03102	0.02866
#2	306.42718	0.58810	0.05725	-0.02371	0.01307	592.25031	0.00211	0.02122	0.03751
Mean	**308.78413**	**0.59248**	**0.06052**	**-0.01984**	**0.01028**	**595.60596**	**0.00257**	**0.02612**	**0.03308**
%RSD	1.07947	1.04422	7.65905	27.59171	38.33066	0.79677	25.66743	26.53337	18.89962

	Si	Sn	Sr	Th	Ti	Tl	U	V	Zn
	ppm	ppm	ppm	ppm	ppm	ppm	ppm	ppm	ppm
#1	10.27127	0.00165	4.17953	0.02451	-0.00178	0.00644	0.46695	0.01211	0.12628
#2	10.08960	0.00220	4.11589	-0.00473	-0.00238	-0.00181	0.43235	0.01152	0.12315
Mean	**10.18043**	**0.00192**	**4.14771**	**0.00989**	**-0.00208**	**0.00232**	**0.44965**	**0.01181**	**0.12471**
%RSD	1.26180	20.44750	1.08498	209.05039	20.47328	252.01492	5.44081	3.55052	1.77465

	Zr	Pb	Se
	ppm	calc	calc
#1	-0.00567	-0.00032	0.02945
#2	-0.00425	0.00082	0.03208
Mean	**-0.00496**	**0.00025**	**0.03077**
%RSD	20.19101	320.45371	6.05373

Method : Paragon File : 080917A Printed : 9/17/2008 20:53:10
SampleId1 : CCV SampleId2 : [CV]
Analysis commenced : 9/17/2008 13:55:51
Dilution ratio : 1.00000 to 1.00000 Tray : Position : STD6

Final concentrations

	Ag	Al	As	B	Ba	Be	Bi	Ca	Cd
	ppm	ppm	ppm	ppm	ppm	ppm	ppm	ppm	ppm
#1	0.18955	48.72597	0.48666	0.98572	0.99189	0.45828	0.51344	47.24641	0.47677
#2	0.18952	47.98143	0.48428	0.97212	0.98373	0.45759	0.50617	47.16641	0.47421
Mean	**0.18954**	**48.35370**	**0.48547**	**0.97892**	**0.98781**	**0.45794**	**0.50981**	**47.20641**	**0.47549**
%RSD	0.01024	1.08879	0.34610	0.98210	0.58422	0.10710	1.00911	0.11983	0.38132

	Co	Cr	Cu	Fe	K	Li	Mg	Mn	Mo
	ppm	ppm	ppm	ppm	ppm	ppm	ppm	ppm	ppm
#1	0.47063	0.96053	0.96957	18.55903	49.15665	0.52295	47.86125	0.92787	0.97457
#2	0.46776	0.95863	0.95807	18.51504	48.36288	0.51241	47.47552	0.92563	0.97533
Mean	**0.46920**	**0.95958**	**0.96382**	**18.53704**	**48.75977**	**0.51768**	**47.66839**	**0.92675**	**0.97495**
%RSD	0.43321	0.14055	0.84369	0.16781	1.15112	1.44014	0.57219	0.17111	0.05521

	Na	Ni	P	Pb I	Pb II	S	Sb	Se I	Se II
	ppm	ppm	ppm	ppm	ppm	ppm	ppm	ppm	ppm
#1	47.32992	0.95484	4.64967	0.93585	0.96717	4.71939	0.49255	0.97557	0.95364
#2	46.45228	0.95163	4.63423	0.94035	0.96517	4.69074	0.49026	0.95555	0.95401
Mean	**46.89110**	**0.95323**	**4.64195**	**0.93810**	**0.96617**	**4.70506**	**0.49140**	**0.96556**	**0.95382**
%RSD	1.32346	0.23871	0.23511	0.33909	0.14662	0.43051	0.33012	1.46635	0.02717

	Si	Sn	Sr	Th	Ti	Tl	U	V	Zn
	ppm	ppm	ppm	ppm	ppm	ppm	ppm	ppm	ppm
#1	4.71323	0.95262	0.47679	0.21485	0.45948	0.51590	4.97986	0.46766	0.93106
#2	4.66239	0.94772	0.47374	0.21731	0.45739	0.51434	4.94129	0.46646	0.93591
Mean	**4.68781**	**0.95017**	**0.47527**	**0.21608**	**0.45843**	**0.51512**	**4.96057**	**0.46706**	**0.93348**
%RSD	0.76685	0.36440	0.45325	0.80704	0.32214	0.21533	0.54976	0.18200	0.36749

	Zr	Pb	Se
	ppm	calc	calc
#1	0.94648	0.95674	0.96094
#2	0.94319	0.95691	0.95452
Mean	**0.94484**	**0.95682**	**0.95773**
%RSD	0.24596	0.01196	0.47424

Method : Paragon File : 080917A Printed : 9/17/2008 20:53:11
SampleId1 : CCB **SampleId2 :** **[CB]**
Analysis commenced : 9/17/2008 13:58:04
Dilution ratio : 1.00000 to 1.00000 Tray : Position : STD2

Final concentrations

	Ag	Al	As	B	Ba	Be	Bi	Ca	Cd
	ppm	ppm	ppm	ppm	ppm	ppm	ppm	ppm	ppm
#1	0.00028	0.03254	0.00100	-0.00121	0.00019	0.00079	0.00100	-0.05596	0.00006
#2	-0.00012	0.02882	-0.00429	-0.00179	0.00010	0.00076	0.00125	-0.05815	0.00014
Mean	**0.00008**	**0.03068**	**-0.00164**	**-0.00150**	**0.00015**	**0.00077**	**0.00112**	**-0.05705**	**0.00010**
%RSD	348.80433	8.57169	227.40443	27.27857	40.77157	2.95540	15.90304	2.72531	58.14525

	Co	Cr	Cu	Fe	K	Li	Mg	Mn	Mo
	ppm	ppm	ppm	ppm	ppm	ppm	ppm	ppm	ppm
#1	0.00067	0.00038	-0.00092	-0.00572	0.19369	0.00559	-0.01458	0.00035	0.00048
#2	-0.00052	0.00012	-0.00138	-0.00589	0.17751	0.00554	-0.02568	0.00022	-0.00023
Mean	**0.00008**	**0.00025**	**-0.00115**	**-0.00581**	**0.18560**	**0.00557**	**-0.02013**	**0.00029**	**0.00012**
%RSD	1083.17795	74.05361	28.58360	2.12127	6.16306	0.63400	38.97843	32.12780	413.76823

	Na	Ni	P	Pb I	Pb II	S	Sb	Se I	Se II
	ppm	ppm	ppm	ppm	ppm	ppm	ppm	ppm	ppm
#1	0.18775	0.00016	-0.00863	0.00291	-0.00020	0.00052	0.00127	0.00528	0.00014
#2	0.18655	-0.00091	-0.00306	0.00033	0.00139	0.00766	0.00188	-0.00187	0.00128
Mean	**0.18715**	**-0.00038**	**-0.00584**	**0.00162**	**0.00060**	**0.00409**	**0.00158**	**0.00171**	**0.00071**
%RSD	0.45394	201.70600	67.43745	112.92212	187.96283	123.33549	27.56936	296.14610	112.90593

	Si	Sn	Sr	Th	Ti	Tl	U	V	Zn

	ppm	ppm	ppm	ppm	ppm	ppm	ppm	ppm	ppm
#1	0.00959	0.00261	-0.00034	0.03188	0.00005	0.00815	0.00026	0.00053	-0.00007
#2	0.00674	0.00123	-0.00040	0.03110	-0.00008	-0.00573	-0.00366	0.00028	0.00014
Mean	**0.00816**	**0.00192**	**-0.00037**	**0.03149**	**-0.00002**	**0.00121**	**-0.00170**	**0.00040**	**0.00004**
%RSD	24.66873	51.11250	12.89006	1.74594	495.86572	812.39189	162.89681	43.98080	399.34646

	Zr	**Pb**	**Se**
	ppm	calc	calc
#1	-0.00169	0.00084	0.00185
#2	-0.00207	0.00103	0.00023
Mean	**-0.00188**	**0.00094**	**0.00104**
%RSD	14.21508	14.71994	110.15685

Method : Paragon File : 080917A Printed : 9/17/2008 20:53:11
SampleId1 : 0808201-23 **SampleId2 :** **[SAMPLE]**
Analysis commenced : 9/17/2008 14:00:17
Dilution ratio : 1.00000 to 1.00000 Tray : Position : TUBE51

Final concentrations

	Ag	**Al**	**As**	**B**	**Ba**	**Be**	**Bi**	**Ca**	**Cd**
	ppm	ppm	ppm	ppm	ppm	ppm	ppm	ppm	ppm
#1	0.00405	0.02263	-0.00091	0.11744	0.01950	0.00132	-0.00173	577.88033	0.00818
#2	0.00453	0.01980	-0.00035	0.11638	0.01956	0.00129	-0.00288	577.51796	0.00832
Mean	**0.00429**	**0.02122**	**-0.00063**	**0.11691**	**0.01953**	**0.00131**	**-0.00231**	**577.69915**	**0.00825**
%RSD	7.95044	9.40696	62.96863	0.64371	0.20389	1.77638	35.25933	0.04435	1.24211

	Co	**Cr**	**Cu**	**Fe**	**K**	**Li**	**Mg**	**Mn**	**Mo**
	ppm	ppm	ppm	ppm	ppm	ppm	ppm	ppm	ppm
#1	0.39615	0.01264	-0.00023	-0.09146	21.10195	0.30903	277.48451	52.49660	0.04534
#2	0.39573	0.01254	0.00007	-0.09181	21.22210	0.31060	278.16430	52.52807	0.04529
Mean	**0.39594**	**0.01259**	**-0.00008**	**-0.09163**	**21.16202**	**0.30982**	**277.82441**	**52.51234**	**0.04531**
%RSD	0.07456	0.57508	265.03394	0.26861	0.40146	0.35881	0.17302	0.04238	0.07370

	Na	**Ni**	**P**	**Pb I**	**Pb II**	**S**	**Sb**	**Se I**	**Se II**
	ppm	ppm	ppm	ppm	ppm	ppm	ppm	ppm	ppm
#1	328.09359	1.27176	0.08412	-0.01435	0.01499	745.81379	-0.00129	-0.01753	0.05240
#2	327.19216	1.27273	0.07954	-0.01890	0.01499	745.95163	-0.00108	-0.01760	0.04810
Mean	**327.64288**	**1.27224**	**0.08183**	**-0.01662**	**0.01499**	**745.88271**	**-0.00119**	**-0.01756**	**0.05025**
%RSD	0.19454	0.05401	3.96580	19.38969	0.00059	0.01307	12.28523	0.24629	6.04743

	Si	**Sn**	**Sr**	**Th**	**Ti**	**Tl**	**U**	**V**	**Zn**
	ppm	ppm	ppm	ppm	ppm	ppm	ppm	ppm	ppm
#1	10.71406	-0.00127	2.68788	0.02653	-0.00157	-0.01308	0.26858	0.00400	0.37291
#2	10.73914	-0.00002	2.69755	0.01437	-0.00162	-0.01366	0.24313	0.00409	0.37333
Mean	**10.72660**	**-0.00065**	**2.69271**	**0.02045**	**-0.00159**	**-0.01337**	**0.25585**	**0.00405**	**0.37312**
%RSD	0.16533	136.75220	0.25385	42.04070	2.46670	3.05672	7.03561	1.63419	0.07935

	Zr	**Pb**	**Se**
	ppm	calc	calc

#1	-0.00647	0.00522	0.02911**NCH**
#2	-0.00575	0.00370	0.02623
Mean	**-0.00611**	**0.00446**	**0.02767**
%RSD	8.28464	24.06855	7.37787

Method : Paragon File : 080917A Printed : 9/17/2008 20:53:12
SampleId1 : 0808201-24 SampleId2 : [SAMPLE]
Analysis commenced : 9/17/2008 14:02:14
Dilution ratio : 1.00000 to 1.00000 Tray : Position : TUBE52

Final concentrations

	Ag	**Al**	**As**	**B**	**Ba**	**Be**	**Bi**	**Ca**	**Cd**
	ppm	ppm	ppm	ppm	ppm	ppm	ppm	ppm	ppm
#1	0.00562	0.01220	0.00257	0.09466	0.03105	0.00123	-0.00228	534.85659	0.00334
#2	0.00568	0.01682	0.00190	0.09679	0.03192	0.00126	0.00407	542.33571	0.00326
Mean	**0.00565**	**0.01451**	**0.00224**	**0.09572**	**0.03148**	**0.00124**	**0.00090**	**538.59615**	**0.00330**
%RSD	0.78649	22.54115	21.33589	1.57208	1.96063	1.85878	501.17414	0.98191	1.66357

	Co	**Cr**	**Cu**	**Fe**	**K**	**Li**	**Mg**	**Mn**	**Mo**
	ppm	ppm	ppm	ppm	ppm	ppm	ppm	ppm	ppm
#1	0.21311	0.01365	-0.00070	-0.10425	16.86037	0.23106	163.11201	59.29556	0.02564
#2	0.21590	0.01400	-0.00024	-0.10155	17.25389	0.23611	165.82909	60.01584	0.02673
Mean	**0.21450**	**0.01383**	**-0.00047**	**-0.10290**	**17.05713**	**0.23358**	**164.47055**	**59.65570**	**0.02619**
%RSD	0.92240	1.76020	69.62499	1.85358	1.63134	1.52944	1.16815	0.85375	2.93296

	Na	**Ni**	**P**	**Pb I**	**Pb II**	**S**	**Sb**	**Se I**	**Se II**
	ppm	ppm	ppm	ppm	ppm	ppm	ppm	ppm	ppm
#1	229.80736	0.71835	0.01890	-0.01973	0.01407	640.50529	-0.00226	-0.04462	0.03575
#2	232.07503	0.73027	0.02119	-0.01399	0.01331	648.83353	0.00032	-0.03633	0.03945
Mean	**230.94119**	**0.72431**	**0.02005**	**-0.01686**	**0.01369**	**644.66941**	**-0.00097**	**-0.04047**	**0.03760**
%RSD	0.69433	1.16333	8.09154	24.09618	3.95961	0.91348	187.96243	14.48389	6.95646

	Si	**Sn**	**Sr**	**Th**	**Ti**	**Tl**	**U**	**V**	**Zn**
	ppm	ppm	ppm	ppm	ppm	ppm	ppm	ppm	ppm
#1	9.83167	0.00317	2.38292	0.00645	-0.00203	-0.01539	0.11650	0.00272	0.08268
#2	9.99384	0.00567	2.42578	0.01166	-0.00207	-0.00455	0.12368	0.00272	0.08560
Mean	**9.91276**	**0.00442**	**2.40435**	**0.00906**	**-0.00205**	**-0.00997**	**0.12009**	**0.00272**	**0.08414**
%RSD	1.15679	39.96356	1.26023	40.68884	1.27985	76.91654	4.22638	0.01711	2.45373

	Zr	**Pb**	**Se**
	ppm	calc	calc
#1	-0.00485	0.00282	0.00899
#2	-0.00512	0.00422	0.01421
Mean	**-0.00498**	**0.00352**	**0.01160**
%RSD	3.90578	28.18354	31.86690

Method : Paragon File : 080917A Printed : 9/17/2008 20:53:12
SampleId1 : 0808201-25 SampleId2 : [SAMPLE]
Analysis commenced : 9/17/2008 14:04:13

Dilution ratio : 1.00000 to 1.00000 Tray : Position : TUBE53

Final concentrations

	Ag	Al	As	B	Ba	Be	Bi	Ca	Cd
	ppm	ppm	ppm	ppm	ppm	ppm	ppm	ppm	ppm
#1	-0.00042	0.02447	-0.00507	0.12673	0.01793	0.00117	-0.00349	537.60518	0.00020
#2	0.00062	0.02918	0.00010	0.12935	0.01849	0.00120	-0.00030	538.60922	0.00021
Mean	**0.00010**	**0.02683**	**-0.00249**	**0.12804**	**0.01821**	**0.00119**	**-0.00189**	**538.10720**	**0.00020**
%RSD	740.37480	12.41469	147.08270	1.44283	2.18701	1.91227	118.71476	0.13194	1.92633

	Co	Cr	Cu	Fe	K	Li	Mg	Mn	Mo
	ppm	ppm	ppm	ppm	ppm	ppm	ppm	ppm	ppm
#1	0.01458	0.00129	-0.00056	0.02598	22.52862	0.32387	234.55432	6.66153	-0.00019
#2	0.01547	0.00191	-0.00020	0.02694	22.95497	0.33044	237.50843	6.71445	-0.00014
Mean	**0.01502**	**0.00160**	**-0.00038**	**0.02646**	**22.74179**	**0.32715**	**236.03138**	**6.68799**	**-0.00016**
%RSD	4.19454	27.66781	68.03403	2.56025	1.32563	1.41997	0.88500	0.55957	20.57579

	Na	Ni	P	Pb I	Pb II	S	Sb	Se I	Se II
	ppm	ppm	ppm	ppm	ppm	ppm	ppm	ppm	ppm
#1	415.27815	0.14361	0.03627	-0.02488	0.01278	684.18502	0.00013	0.02879	0.04991
#2	413.82015	0.14548	0.03987	-0.01544	0.01111	689.42094	0.00043	0.03021	0.04077
Mean	**414.54915**	**0.14454**	**0.03807**	**-0.02016**	**0.01195**	**686.80298**	**0.00028**	**0.02950**	**0.04534**
%RSD	0.24869	0.91494	6.69588	33.13612	9.90754	0.53907	77.54469	3.40177	14.25766

	Si	Sn	Sr	Th	Ti	Tl	U	V	Zn
	ppm	ppm	ppm	ppm	ppm	ppm	ppm	ppm	ppm
#1	8.93570	-0.00405	3.54518	0.02618	-0.00158	-0.00708	0.35924	0.00696	0.00743
#2	9.04486	0.00651	3.59921	0.00874	-0.00186	0.00193	0.38143	0.00734	0.00660
Mean	**8.99028**	**0.00123**	**3.57220**	**0.01746**	**-0.00172**	**-0.00257**	**0.37034**	**0.00715**	**0.00702**
%RSD	0.85857	607.39135	1.06964	70.61029	11.81707	247.53609	4.23768	3.70593	8.39907

	Zr	Pb	Se
	ppm	calc	calc
#1	-0.00574	0.00024	0.04287
#2	-0.00434	0.00227	0.03725
Mean	**-0.00504**	**0.00125**	**0.04006**
%RSD	19.59125	114.41800	9.92773

Method : Paragon File : 080917A Printed : 9/17/2008 20:53:13
SampleId1 : 0808201-26 SampleId2 : [SAMPLE]
Analysis commenced : 9/17/2008 14:06:11
Dilution ratio : 1.00000 to 1.00000 Tray : Position : TUBE54

Final concentrations

	Ag	Al	As	B	Ba	Be	Bi	Ca	Cd
	ppm	ppm	ppm	ppm	ppm	ppm	ppm	ppm	ppm
#1	-0.00041	0.00748	-0.00069	0.05065	0.08082	0.00099	-0.00001	129.85820	0.00015
#2	0.00020	0.01337	-0.00294	0.05201	0.08102	0.00099	-0.00230	129.37767	0.00018

Mean	**-0.00011**	**0.01042**	**-0.00181**	**0.05133**	**0.08092**	**0.00099**	**-0.00115**	**129.61794**	**0.00016**
%RSD	403.02101	39.95304	87.75841	1.86491	0.17234	0.00001	140.40648	0.26215	10.70664

	Co	**Cr**	**Cu**	**Fe**	**K**	**Li**	**Mg**	**Mn**	**Mo**
	ppm	ppm	ppm	ppm	ppm	ppm	ppm	ppm	ppm
#1	-0.00046	0.00035	0.00037	0.09829	3.25950	0.04503	27.86119	0.00126	-0.00066
#2	-0.00076	-0.00005	0.00027	0.09802	3.27527	0.04539	27.92349	0.00107	0.00005
Mean	**-0.00061**	**0.00015**	**0.00032**	**0.09816**	**3.26739**	**0.04521**	**27.89234**	**0.00116**	**-0.00030**
%RSD	34.38292	189.85141	20.27786	0.18832	0.34128	0.56231	0.15793	11.84984	164.78603

	Na	**Ni**	**P**	**Pb I**	**Pb II**	**S**	**Sb**	**Se I**	**Se II**
	ppm	ppm	ppm	ppm	ppm	ppm	ppm	ppm	ppm
#1	52.11381	0.00263	0.02054	-0.00462	0.00293	91.56223	0.00291	0.00612	0.00566
#2	52.56160	0.00234	0.01464	-0.00719	0.00316	91.57740	-0.00182	0.00305	0.01027
Mean	**52.33770**	**0.00248**	**0.01759**	**-0.00591**	**0.00305**	**91.56982**	**0.00055**	**0.00459**	**0.00797**
%RSD	0.60498	8.26933	23.71397	30.67454	5.27284	0.01171	613.24495	47.24509	40.90600

	Si	**Sn**	**Sr**	**Th**	**Ti**	**Tl**	**U**	**V**	**Zn**
	ppm	ppm	ppm	ppm	ppm	ppm	ppm	ppm	ppm
#1	6.55908	-0.00558	1.60007	0.03163	-0.00036	0.00257	0.04522	0.01113	0.02056
#2	6.57578	0.00359	1.60686	0.02933	-0.00032	-0.00604	0.04196	0.01113	0.01993
Mean	**6.56743**	**-0.00099**	**1.60346**	**0.03048**	**-0.00034**	**-0.00174**	**0.04359**	**0.01113**	**0.02025**
%RSD	0.17974	651.45359	0.29925	5.33673	9.68734	351.01367	5.29350	0.00040	2.18324

	Zr	**Pb**	**Se**
	ppm	calc	calc
#1	-0.00516	0.00042	0.00581
#2	-0.00500	-0.00029	0.00787
Mean	**-0.00508**	**0.00007**	**0.00684**
%RSD	2.29701	758.95671	21.22887

Method : Paragon File : 080917A Printed : 9/17/2008 20:53:13
SampleId1 : 0808201-27 **SampleId2 :** **[SAMPLE]**
Analysis commenced : 9/17/2008 14:08:09
Dilution ratio : 1.00000 to 1.00000 Tray : Position : TUBE55

Final concentrations

	Ag	**Al**	**As**	**B**	**Ba**	**Be**	**Bi**	**Ca**	**Cd**
	ppm	ppm	ppm	ppm	ppm	ppm	ppm	ppm	ppm
#1	-0.00110	0.01391	-0.00732	0.09901	0.04575	0.00136	-0.00696	598.86164	-0.00032
#2	-0.00131	0.01047	0.00077	0.09998	0.04597	0.00138	-0.00658	593.33249	0.00003
Mean	**-0.00120**	**0.01219**	**-0.00327**	**0.09950**	**0.04586**	**0.00137**	**-0.00677**	**596.09707**	**-0.00015**
%RSD	11.97232	19.93854	174.86759	0.68751	0.34740	0.78404	3.98929	0.65588	167.16275

	Co	**Cr**	**Cu**	**Fe**	**K**	**Li**	**Mg**	**Mn**	**Mo**
	ppm	ppm	ppm	ppm	ppm	ppm	ppm	ppm	ppm
#1	-0.00092	-0.00053	0.00291	0.01257	7.71646	0.14354	94.95365	0.00158	-0.00108
#2	-0.00104	-0.00030	0.00262	0.01222	7.76791	0.14488	94.68204	0.00152	-0.00137
Mean	**-0.00098**	**-0.00042**	**0.00277**	**0.01239**	**7.74219**	**0.14421**	**94.81785**	**0.00155**	**-0.00122**

%RSD	8.49984	38.82265	7.24461	1.98728	0.46986	0.65550	0.20255	2.95842	16.35766

	Na	**Ni**	**P**	**Pb I**	**Pb II**	**S**	**Sb**	**Se I**	**Se II**
	ppm	ppm	ppm	ppm	ppm	ppm	ppm	ppm	ppm
#1	167.07492	0.00279	0.02054	-0.02961	0.00953	371.57147	-0.00182	0.02644	0.03288
#2	168.33882	0.00288	0.01300	-0.02984	0.01255	369.66189	-0.00399	0.01522	0.03197
Mean	**167.70687**	**0.00283**	**0.01677**	**-0.02973**	**0.01104**	**370.61668**	**-0.00291**	**0.02083**	**0.03243**
%RSD	0.53290	2.26180	31.78135	0.54782	19.39876	0.36433	52.69517	38.08134	1.97889

	Si	**Sn**	**Sr**	**Th**	**Ti**	**Tl**	**U**	**V**	**Zn**
	ppm	ppm	ppm	ppm	ppm	ppm	ppm	ppm	ppm
#1	7.54829	-0.00544	4.03995	0.02255	-0.00186	-0.00248	0.18170	0.00939	0.02702
#2	7.56960	-0.00238	4.04147	0.02265	-0.00202	-0.00716	0.18692	0.01014	0.02723
Mean	**7.55895**	**-0.00391**	**4.04071**	**0.02260**	**-0.00194**	**-0.00482**	**0.18431**	**0.00977**	**0.02712**
%RSD	0.19944	55.26297	0.02661	0.31527	5.73794	68.73125	2.00348	5.42146	0.54329

	Zr	**Pb**	**Se**
	ppm	calc	calc
#1	-0.00540	-0.00351	0.03074
#2	-0.00541	-0.00156	0.02640
Mean	**-0.00541**	**-0.00254**	**0.02857**
%RSD	0.19474	54.18043	10.74693

Method : Paragon File : 080917A Printed : 9/17/2008 20:53:14
SampleId1 : 0808201-28 **SampleId2 :** **[SAMPLE]**
Analysis commenced : 9/17/2008 14:10:05
Dilution ratio : 1.00000 to 1.00000 Tray : Position : TUBE56

Final concentrations

	Ag	**Al**	**As**	**B**	**Ba**	**Be**	**Bi**	**Ca**	**Cd**
	ppm	ppm	ppm	ppm	ppm	ppm	ppm	ppm	ppm
#1	-0.00033	0.01518	0.00505	0.04790	0.13654	0.00108	-0.00179	81.18285	0.00025
#2	-0.00018	0.01394	0.00291	0.04891	0.13699	0.00105	-0.00115	81.42738	0.00027
Mean	**-0.00025**	**0.01456**	**0.00398**	**0.04841**	**0.13676**	**0.00107**	**-0.00147**	**81.30512**	**0.00026**
%RSD	40.41591	6.02511	37.96874	1.48316	0.23321	2.18091	30.39140	0.21266	6.76159

	Co	**Cr**	**Cu**	**Fe**	**K**	**Li**	**Mg**	**Mn**	**Mo**
	ppm	ppm	ppm	ppm	ppm	ppm	ppm	ppm	ppm
#1	-0.00021	0.00112	0.00524	0.12460	2.41192	0.02620	14.64585	0.00055	0.00043
#2	-0.00026	0.00020	0.00506	0.12443	2.41320	0.02623	14.69267	0.00055	-0.00052
Mean	**-0.00024**	**0.00066**	**0.00515**	**0.12452**	**2.41256**	**0.02621**	**14.66926**	**0.00055**	**-0.00004**
%RSD	17.79006	99.01521	2.46335	0.09899	0.03746	0.08966	0.22567	0.00000	1509.98494

	Na	**Ni**	**P**	**Pb I**	**Pb II**	**S**	**Sb**	**Se I**	**Se II**
	ppm	ppm	ppm	ppm	ppm	ppm	ppm	ppm	ppm
#1	19.22724	0.00056	0.01792	-0.00098	0.00230	34.48089	0.00281	0.00129	-0.00286
#2	19.23000	0.00001	0.01464	-0.00148	0.00301	34.77326	0.00095	0.00513	-0.00165
Mean	**19.22862**	**0.00029**	**0.01628**	**-0.00123**	**0.00265**	**34.62708**	**0.00188**	**0.00321**	**-0.00226**
%RSD	0.01015	134.11868	14.23524	28.61370	19.00344	0.59704	69.63660	84.76118	37.93030

ted: 9/17/2008 20:54:46 User: ROY FRENCH

	Si	Sn	Sr	Th	Ti	Tl	U	V	Zn
	ppm	ppm	ppm	ppm	ppm	ppm	ppm	ppm	ppm
#1	6.69197	0.00386	0.92719	0.02946	-0.00023	0.00047	0.02432	0.01195	0.03035
#2	6.70591	-0.00405	0.93028	0.03670	0.00001	-0.00193	0.01061	0.01207	0.02994
Mean	**6.69894**	**-0.00009**	**0.92874**	**0.03308**	**-0.00011**	**-0.00073**	**0.01747**	**0.01201**	**0.03014**
%RSD	0.14721	6053.60245	0.23516	15.46523	153.25236	231.91608	55.49093	0.73468	0.97770

	Zr	Pb	Se
	ppm	calc	calc
#1	-0.00469	0.00120	-0.00148
#2	-0.00532	0.00151	0.00061
Mean	**-0.00500**	**0.00136**	**-0.00044**
%RSD	8.94776	16.10053	337.67845

Method : Paragon File : 080917A Printed : 9/17/2008 20:53:14
SampleId1 : 0808201-29 SampleId2 : [SAMPLE]
Analysis commenced : 9/17/2008 14:12:03
Dilution ratio : 1.00000 to 1.00000 Tray : Position : TUBE57

Final concentrations

	Ag	Al	As	B	Ba	Be	Bi	Ca	Cd
	ppm	ppm	ppm	ppm	ppm	ppm	ppm	ppm	ppm
#1	-0.00002	0.02529	-0.00080	0.13404	0.01860	0.00148	0.00114	644.83652	0.00052
#2	-0.00061	0.01676	0.00392	0.13399	0.01852	0.00153	0.00113	640.43803	0.00029
Mean	**-0.00031**	**0.02102**	**0.00156**	**0.13401**	**0.01856**	**0.00150**	**0.00114**	**642.63727**	**0.00041**
%RSD	132.14768	28.67734	213.88224	0.02553	0.32183	2.40527	0.36810	0.48397	39.82600

	Co	Cr	Cu	Fe	K	Li	Mg	Mn	Mo
	ppm	ppm	ppm	ppm	ppm	ppm	ppm	ppm	ppm
#1	0.00355	-0.00012	0.00157	0.00134	22.18819	0.19300	838.38791	0.00249	0.00033
#2	0.00284	-0.00046	0.00083	0.00090	22.57284	0.19672	842.64835	0.00230	0.00043
Mean	**0.00319**	**-0.00029**	**0.00120**	**0.00112**	**22.38052**	**0.19486**	**840.51813**	**0.00240**	**0.00038**
%RSD	15.75762	82.38789	43.47648	27.55022	1.21528	1.35057	0.35842	5.74866	17.53869

	Na	Ni	P	Pb I	Pb II	S	Sb	Se I	Se II
	ppm	ppm	ppm	ppm	ppm	ppm	ppm	ppm	ppm
#1	372.63472	0.00404	0.02349	-0.02103	0.00721	883.40549	0.00240	0.05222	0.04990
#2	373.53565	0.00337	0.02480	-0.02318	0.01112	878.38931	0.00128	0.05942	0.06138
Mean	**373.08518**	**0.00371**	**0.02414**	**-0.02211**	**0.00916**	**880.89740**	**0.00184**	**0.05582**	**0.05564**
%RSD	0.17075	12.80530	3.83930	6.87042	30.17106	0.40265	43.39641	9.12766	14.59014

	Si	Sn	Sr	Th	Ti	Tl	U	V	Zn
	ppm	ppm	ppm	ppm	ppm	ppm	ppm	ppm	ppm
#1	11.78758	0.00720	2.66796	0.00757	-0.00203	-0.00405	0.06422	0.01033	0.00722
#2	11.86874	-0.00544	2.68820	0.00872	-0.00230	0.00197	0.04725	0.00895	0.00764
Mean	**11.82816**	**0.00088**	**2.67808**	**0.00815**	**-0.00216**	**-0.00104**	**0.05573**	**0.00964**	**0.00743**
%RSD	0.48519	1012.97530	0.53456	9.97824	8.78216	407.79850	21.53067	10.07279	3.96413

	Zr	Pb	SeNCH
	ppm	calc	calc
#1	-0.00493	-0.00220	0.05067
#2	-0.00575	-0.00030	0.06073
Mean	**-0.00534**	**-0.00125**	**0.05570**
%RSD	10.94738	107.19121	12.76714

Method : Paragon File : 080917A Printed : 9/17/2008 20:53:15
SampleId1 : 0808201-30 **SampleId2 :** **[SAMPLE]**
Analysis commenced : 9/17/2008 14:14:00
Dilution ratio : 1.00000 to 1.00000 Tray : Position : TUBE58

Final concentrations

	Ag	Al	As	B	Ba	Be	Bi	Ca	Cd
	ppm	ppm	ppm	ppm	ppm	ppm	ppm	ppm	ppm
#1	-0.00119	0.01657	-0.00069	0.06560	0.04113	0.00133	0.07008	462.13218	0.00013
#2	-0.00080	0.01944	0.00257	0.06700	0.04150	0.00135	0.07758	464.14960	0.00008
Mean	**-0.00100**	**0.01800**	**0.00094**	**0.06630**	**0.04131**	**0.00134**	**0.07383**	**463.14089**	**0.00011**
%RSD	27.68084	11.25684	244.54637	1.49570	0.62666	0.89848	7.18203	0.30801	32.52420

	Co	Cr	Cu	Fe	K	Li	Mg	Mn	Mo
	ppm	ppm	ppm	ppm	ppm	ppm	ppm	ppm	ppm
#1	-0.00063	-0.00051	0.02978	-0.00041	6.78742	0.08896	99.01132	0.00126	0.78939
#2	0.00026	0.00050	0.03015	0.00055	6.87257	0.08985	99.52096	0.00139	0.79015
Mean	**-0.00019**	**0.00000**	**0.02997**	**0.00007**	**6.83000**	**0.08940**	**99.26614**	**0.00133**	**0.78977**
%RSD	334.88534	14417.19306	0.86386	933.63421	0.88148	0.70200	0.36303	6.93187	0.06806

	Na	Ni	P	Pb I	Pb II	S	Sb	Se I	Se II
	ppm	ppm	ppm	ppm	ppm	ppm	ppm	ppm	ppm
#1	100.07996	0.00045	0.02382	2.56225	2.62116	312.94720	-0.00218	0.06898	0.07419
#2	101.14060	0.00060	0.02578	2.58211	2.62221	314.72469	0.00194	0.06571	0.06422
Mean	**100.61028**	**0.00052**	**0.02480**	**2.57218**	**2.62169**	**313.83594**	**-0.00012**	**0.06734**	**0.06920**
%RSD	0.74544	19.63049	5.60675	0.54604	0.02841	0.40049	2413.31589	3.43292	10.18519

	Si	Sn	Sr	Th	Ti	Tl	U	V	Zn
	ppm	ppm	ppm	ppm	ppm	ppm	ppm	ppm	ppm
#1	7.77417	0.00317	5.66539	0.02870	-0.00161	-0.00388	0.79014	0.00798	0.00972
#2	7.83632	0.00484	5.70074	0.03032	-0.00150	-0.00063	0.80450	0.00752	0.00993
Mean	**7.80524**	**0.00401**	**5.68306**	**0.02951**	**-0.00156**	**-0.00226**	**0.79732**	**0.00775**	**0.00983**
%RSD	0.56305	29.41419	0.43981	3.88610	5.05086	102.12958	1.27384	4.26784	1.49894

	Zr	Pb	Se
	ppm	calc	calc
#1	-0.00578	2.60154	0.07245
#2	-0.00567	2.60886	0.06472
Mean	**-0.00572**	**2.60520**	**0.06858**
%RSD	1.35423	0.19859	7.97732

SampleId1 : 0808201-31 **SampleId2 :** **[SAMPLE]**
Analysis commenced : 9/17/2008 14:15:58
Dilution ratio : 1.00000 to 1.00000 Tray : Position : TUBE59

Final concentrations

	Ag	**Al**	**As**	**B**	**Ba**	**Be**	**Bi**	**Ca**	**Cd**
	ppm	ppm	ppm	ppm	ppm	ppm	ppm	ppm	ppm
#1	0.00076	0.01211	-0.00091	0.13157	0.04899	0.00148	0.00389	813.51535	0.00008
#2	0.00075	0.00642	-0.00519	0.13118	0.04876	0.00143	0.00732	815.31298	0.00038
Mean	**0.00075**	**0.00927**	**-0.00305**	**0.13138**	**0.04887**	**0.00145**	**0.00561**	**814.41416**	**0.00023**
%RSD	0.38300	43.47928	99.09665	0.20833	0.32599	2.47365	43.29842	0.15608	89.90928

	Co	**Cr**	**Cu**	**Fe**	**K**	**Li**	**Mg**	**Mn**	**Mo**
	ppm	ppm	ppm	ppm	ppm	ppm	ppm	ppm	ppm
#1	-0.00003	0.00043	0.02371	0.01527	17.70553	0.23355	228.64990	0.21971	0.07911
#2	0.00068	0.00150	0.02361	0.01614	17.51976	0.23131	228.34557	0.21932	0.07992
Mean	**0.00033**	**0.00096**	**0.02366**	**0.01570**	**17.61265**	**0.23243**	**228.49774**	**0.21951**	**0.07952**
%RSD	152.61783	78.41801	0.29578	3.92133	0.74581	0.68189	0.09418	0.12600	0.71423

	Na	**Ni**	**P**	**Pb I**	**Pb II**	**S**	**Sb**	**Se I**	**Se II**
	ppm	ppm	ppm	ppm	ppm	ppm	ppm	ppm	ppm
#1	257.06502	0.00433	0.03955	-0.02980	0.01342	584.16460	0.00202	0.03635	0.04199
#2	255.25212	0.00500	0.02316	-0.02260	0.01306	583.19234	0.00120	0.03709	0.04086
Mean	**256.15857**	**0.00467**	**0.03135**	**-0.02620**	**0.01324**	**583.67847**	**0.00161**	**0.03672**	**0.04143**
%RSD	0.50044	10.16781	36.95637	19.41380	1.91059	0.11779	36.28027	1.42327	1.93709

	Si	**Sn**	**Sr**	**Th**	**Ti**	**Tl**	**U**	**V**	**Zn**
	ppm	ppm	ppm	ppm	ppm	ppm	ppm	ppm	ppm
#1	8.29100	-0.00252	6.42769	0.00016	-0.00290	-0.00489	0.28287	0.00945	0.00910
#2	8.25683	0.00401	6.40156	0.01635	-0.00244	-0.00278	0.29266	0.01064	0.01097
Mean	**8.27392**	**0.00074**	**6.41462**	**0.00826**	**-0.00267**	**-0.00383**	**0.28777**	**0.01005**	**0.01004**
%RSD	0.29195	620.51526	0.28802	138.68992	12.27626	38.96196	2.40583	8.34584	13.21041

	Zr	**Pb**	**Se**
	ppm	calc	calc
#1	-0.00352	-0.00097	0.04012
#2	-0.00423	0.00119	0.03961
Mean	**-0.00388**	**0.00011**	**0.03986**
%RSD	12.88336	1417.27308	0.90616

Method : Paragon File : 080917A Printed : 9/17/2008 20:53:16
SampleId1 : 0808201-32 **SampleId2 :** **[SAMPLE]**
Analysis commenced : 9/17/2008 14:17:57
Dilution ratio : 1.00000 to 1.00000 Tray : Position : TUBE60

Final concentrations

Ag	**Al**	**As**	**B**	**Ba**	**Be**	**Bi**	**Ca**	**Cd**
ppm	ppm	ppm	ppm	ppm	ppm	ppm	ppm	ppm

#1	-0.00012	0.01559	0.00426	0.05921	0.06978	0.00121	0.00363	352.38144	0.00033
#2	-0.00034	0.01282	-0.00271	0.05829	0.06913	0.00116	0.00414	350.98281	0.00030
Mean	**-0.00023**	**0.01420**	**0.00077**	**0.05875**	**0.06945**	**0.00119**	**0.00389**	**351.68212**	**0.00031**
%RSD	64.68569	13.81459	636.67187	1.10568	0.65969	2.93309	9.28874	0.28122	5.88223

	Co	**Cr**	**Cu**	**Fe**	**K**	**Li**	**Mg**	**Mn**	**Mo**
	ppm	ppm	ppm	ppm	ppm	ppm	ppm	ppm	ppm
#1	-0.00053	-0.00015	0.05243	0.01074	5.43703	0.07926	71.01119	0.00087	0.54599
#2	0.00059	0.00002	0.05223	0.01100	5.39245	0.07856	70.67761	0.00087	0.54490
Mean	**0.00003**	**-0.00006**	**0.05233**	**0.01087**	**5.41474**	**0.07891**	**70.84440**	**0.00087**	**0.54545**
%RSD	2783.55419	188.20873	0.26254	1.69939	0.58210	0.63530	0.33295	0.00000	0.14139

	Na	**Ni**	**P**	**Pb I**	**Pb II**	**S**	**Sb**	**Se I**	**Se II**
	ppm	ppm	ppm	ppm	ppm	ppm	ppm	ppm	ppm
#1	87.93131	0.00063	0.00809	-0.01355	0.01386	232.24981	0.00106	0.05194	0.05559
#2	87.50093	0.00083	0.01824	-0.01173	0.01093	231.39113	-0.00100	0.06129	0.05347
Mean	**87.71612**	**0.00073**	**0.01316**	**-0.01264**	**0.01240**	**231.82047**	**0.00003**	**0.05662**	**0.05453**
%RSD	0.34695	19.29273	54.56356	10.14829	16.70721	0.26192	5076.61948	11.67787	2.74540

	Si	**Sn**	**Sr**	**Th**	**Ti**	**Tl**	**U**	**V**	**Zn**
	ppm	ppm	ppm	ppm	ppm	ppm	ppm	ppm	ppm
#1	7.19889	-0.00488	3.75777	0.02742	-0.00102	-0.00069	0.60014	0.01167	0.01702
#2	7.16914	0.00081	3.73080	0.02782	-0.00133	0.00219	0.61320	0.01186	0.01722
Mean	**7.18401**	**-0.00204**	**3.74429**	**0.02762**	**-0.00118**	**0.00075**	**0.60667**	**0.01176**	**0.01712**
%RSD	0.29285	197.80812	0.50923	1.03493	18.93092	271.86034	1.52187	1.12584	0.86057

	Zr	**Pb**	**Se**
	ppm	calc	calc
#1	-0.00567	0.00474	0.05437
#2	-0.00544	0.00339	0.05607
Mean	**-0.00555**	**0.00406**	**0.05522**
%RSD	2.90319	23.50508	2.17870

Method : Paragon File : 080917A Printed : 9/17/2008 20:53:16
SampleId1 : CCV **SampleId2 :** **[CV]**
Analysis commenced : 9/17/2008 14:20:21
Dilution ratio : 1.00000 to 1.00000 Tray : Position : STD6

Final concentrations

	Ag	**Al**	**As**	**B**	**Ba**	**Be**	**Bi**	**Ca**	**Cd**
	ppm	ppm	ppm	ppm	ppm	ppm	ppm	ppm	ppm
#1	0.19255	47.93332	0.48088	0.96501	0.97875	0.46612	0.50848	46.64181	0.47372
#2	0.19215	48.04902	0.47794	0.96808	0.97853	0.46576	0.50480	46.54469	0.47411
Mean	**0.19235**	**47.99117**	**0.47941**	**0.96654**	**0.97864**	**0.46594**	**0.50664**	**46.59325**	**0.47392**
%RSD	0.14560	0.17047	0.43388	0.22458	0.01644	0.05549	0.51425	0.14739	0.05809

	Co	**Cr**	**Cu**	**Fe**	**K**	**Li**	**Mg**	**Mn**	**Mo**
	ppm	ppm	ppm	ppm	ppm	ppm	ppm	ppm	ppm
#1	0.47833	0.95098	0.95517	18.72031	48.41511	0.51164	47.10896	0.91652	0.96396

#2	0.47845	0.94818	0.95986	18.71065	48.51177	0.51366	47.19487	0.91521	0.96434
Mean	**0.47839**	**0.94958**	**0.95752**	**18.71548**	**48.46344**	**0.51265**	**47.15192**	**0.91587**	**0.96415**
%RSD	0.01820	0.20826	0.34642	0.03652	0.14104	0.27964	0.12884	0.10183	0.02791

	Na	**Ni**	**P**	**Pb I**	**Pb II**	**S**	**Sb**	**Se I**	**Se II**
	ppm	ppm	ppm	ppm	ppm	ppm	ppm	ppm	ppm
#1	47.52930	0.93881	4.73999	0.96355	0.94319	4.68716	0.48308	0.96014	0.92594
#2	47.72804	0.94221	4.75761	0.96025	0.94534	4.65851	0.48626	0.95181	0.92482
Mean	**47.62867**	**0.94051**	**4.74880**	**0.96190**	**0.94427**	**4.67284**	**0.48467**	**0.95597**	**0.92538**
%RSD	0.29506	0.25566	0.26235	0.24314	0.16043	0.43347	0.46372	0.61636	0.08564

	Si	**Sn**	**Sr**	**Th**	**Ti**	**Tl**	**U**	**V**	**Zn**
	ppm	ppm	ppm	ppm	ppm	ppm	ppm	ppm	ppm
#1	4.82403	0.94057	0.47165	0.21364	0.47409	0.51163	4.92872	0.47732	0.96353
#2	4.83954	0.94085	0.47166	0.20713	0.47411	0.51056	4.91499	0.47674	0.95359
Mean	**4.83178**	**0.94071**	**0.47165**	**0.21039**	**0.47410**	**0.51110**	**4.92186**	**0.47703**	**0.95856**
%RSD	0.22701	0.02104	0.00257	2.18553	0.00289	0.14762	0.19727	0.08667	0.73322

	Zr	**Pb**	**Se**
	ppm	calc	calc
#1	0.93828	0.94997	0.93733
#2	0.93740	0.95030	0.93381
Mean	**0.93784**	**0.95014**	**0.93557**
%RSD	0.06595	0.02438	0.26622

Method : Paragon File : 080917A Printed : 9/17/2008 20:53:17
SampleId1 : CCB **SampleId2 :** **[CB]**
Analysis commenced : 9/17/2008 14:22:35
Dilution ratio : 1.00000 to 1.00000 Tray : Position : STD2

Final concentrations

	Ag	**Al**	**As**	**B**	**Ba**	**Be**	**Bi**	**Ca**	**Cd**
	ppm	ppm	ppm	ppm	ppm	ppm	ppm	ppm	ppm
#1	-0.00088	0.04645	0.00145	-0.00368	0.00013	0.00100	0.00125	-0.05742	0.00001
#2	0.00014	0.04174	0.00392	-0.00290	0.00024	0.00095	0.00112	-0.05669	0.00019
Mean	**-0.00037**	**0.04409**	**0.00269**	**-0.00329**	**0.00019**	**0.00098**	**0.00118**	**-0.05705**	**0.00010**
%RSD	193.40469	7.55150	65.13035	16.61172	42.19683	3.65839	7.55712	0.90844	120.90035

	Co	**Cr**	**Cu**	**Fe**	**K**	**Li**	**Mg**	**Mn**	**Mo**
	ppm	ppm	ppm	ppm	ppm	ppm	ppm	ppm	ppm
#1	0.00005	-0.00014	-0.00101	-0.00557	0.14452	0.00522	-0.02383	0.00035	0.00052
#2	0.00042	0.00067	-0.00120	-0.00540	0.15495	0.00523	-0.01532	0.00035	-0.00056
Mean	**0.00023**	**0.00026**	**-0.00110**	**-0.00549**	**0.14974**	**0.00522**	**-0.01958**	**0.00035**	**-0.00002**
%RSD	112.36322	219.29552	12.06194	2.29627	4.92525	0.15017	30.73046	0.00000	3725.29326

	Na	**Ni**	**P**	**Pb I**	**Pb II**	**S**	**Sb**	**Se I**	**Se II**
	ppm	ppm	ppm	ppm	ppm	ppm	ppm	ppm	ppm
#1	0.18613	-0.00093	0.00550	0.00065	0.00180	0.00766	-0.00274	-0.00070	-0.00393
#2	0.18623	-0.00046	-0.00396	0.00049	0.00246	0.00766	0.00239	0.00739	-0.00590

Mean	**0.18618**	**-0.00069**	**0.00077**	**0.00057**	**0.00213**	**0.00766**	**-0.00017**	**0.00335**	**-0.00492**
%RSD	0.03456	48.14866	866.84446	19.96142	21.87944	0.00000	2081.96332	170.98539	28.25175

	Si	**Sn**	**Sr**	**Th**	**Ti**	**Tl**	**U**	**V**	**Zn**
	ppm	ppm	ppm	ppm	ppm	ppm	ppm	ppm	ppm
#1	0.01211	0.00123	-0.00040	0.02670	-0.00011	0.00346	-0.00235	0.00041	-0.00074
#2	0.01156	-0.00308	-0.00039	0.02564	-0.00014	0.00422	0.00026	0.00037	0.00013
Mean	**0.01183**	**-0.00093**	**-0.00039**	**0.02617**	**-0.00012**	**0.00384**	**-0.00105**	**0.00039**	**-0.00031**
%RSD	3.26674	328.83054	1.52442	2.87331	16.62759	14.11611	176.24523	5.84012	202.06638

	Zr	**Pb**	**Se**
	ppm	calc	calc
#1	-0.00185	0.00142	-0.00286
#2	-0.00147	0.00180	-0.00147
Mean	**-0.00166**	**0.00161**	**-0.00217**
%RSD	16.33646	16.91966	45.18407

Method : Paragon File : 080917A Printed : 9/17/2008 20:53:17
SampleId1 : 0808201-33 **SampleId2 :** **[SAMPLE]**
Analysis commenced : 9/17/2008 14:24:50
Dilution ratio : 1.00000 to 1.00000 Tray : Position : TUBE61

Final concentrations

	Ag	**Al**	**As**	**B**	**Ba**	**Be**	**Bi**	**Ca**	**Cd**
	ppm	ppm	ppm	ppm	ppm	ppm	ppm	ppm	ppm
#1	-0.00024	0.07645	-0.00395	0.03915	0.10254	0.00027	-0.00203	160.56907	0.00018
#2	0.00043	0.07092	0.00280	0.04055	0.10260	0.00024	0.00191	161.37958	0.00004
Mean	**0.00009**	**0.07368**	**-0.00058**	**0.03985**	**0.10257**	**0.00026**	**-0.00006**	**160.97433**	**0.00011**
%RSD	496.79360	5.30129	829.59303	2.48784	0.03885	9.53158	4406.70915	0.35603	93.86746

	Co	**Cr**	**Cu**	**Fe**	**K**	**Li**	**Mg**	**Mn**	**Mo**
	ppm	ppm	ppm	ppm	ppm	ppm	ppm	ppm	ppm
#1	-0.00030	0.00002	0.00185	0.01553	2.93919	0.03114	27.77454	0.00061	0.00926
#2	0.00001	0.00086	0.00231	0.01562	2.95726	0.03116	27.83351	0.00061	0.01134
Mean	**-0.00014**	**0.00044**	**0.00208**	**0.01558**	**2.94823**	**0.03115**	**27.80402**	**0.00061**	**0.01030**
%RSD	149.51761	133.95230	15.60774	0.40894	0.43334	0.03142	0.14998	0.00000	14.26830

	Na	**Ni**	**P**	**Pb I**	**Pb II**	**S**	**Sb**	**Se I**	**Se II**
	ppm	ppm	ppm	ppm	ppm	ppm	ppm	ppm	ppm
#1	24.44855	0.00172	0.00820	-0.00610	0.00441	63.62482	-0.00011	0.01715	0.01424
#2	24.39196	0.00190	0.02205	-0.00083	0.00430	63.74029	0.00268	0.02175	0.01581
Mean	**24.42025**	**0.00181**	**0.01512**	**-0.00347**	**0.00436**	**63.68255**	**0.00129**	**0.01945**	**0.01502**
%RSD	0.16385	7.08411	64.73811	107.58026	1.79146	0.12822	153.29768	16.74858	7.37490

	Si	**Sn**	**Sr**	**Th**	**Ti**	**Tl**	**U**	**V**	**Zn**
	ppm	ppm	ppm	ppm	ppm	ppm	ppm	ppm	ppm
#1	6.52236	0.00470	1.74852	0.01384	-0.00094	0.00102	0.06486	0.01030	0.00450
#2	6.51689	0.00664	1.75088	0.01616	-0.00066	-0.00222	0.07987	0.01078	0.00428
Mean	**6.51963**	**0.00567**	**1.74970**	**0.01500**	**-0.00080**	**-0.00060**	**0.07237**	**0.01054**	**0.00439**

%RSD	0.05931	24.23652	0.09517	10.97133	24.77841	382.19652	14.66869	3.24144	3.51800

	Zr	Pb	Se
	ppm	calc	calc
#1	-0.00387	0.00091	0.01521
#2	-0.00372	0.00259	0.01779
Mean	**-0.00380**	**0.00175**	**0.01650**
%RSD	2.66471	67.91714	11.05489

Method : Paragon File : 080917A Printed : 9/17/2008 20:53:18
SampleId1 : 0808201-34 **SampleId2 :** **[SAMPLE]**
Analysis commenced : 9/17/2008 14:26:48
Dilution ratio : 1.00000 to 1.00000 Tray : Position : TUBE62

Final concentrations

	Ag	Al	As	B	Ba	Be	Bi	Ca	Cd
	ppm	ppm	ppm	ppm	ppm	ppm	ppm	ppm	ppm
#1	0.00034	0.13876	0.00021	0.08576	0.09353	0.00021	0.00100	38.78867	0.00036
#2	0.00001	0.13610	0.00066	0.08407	0.09285	0.00024	0.00278	38.47070	0.00014
Mean	**0.00017**	**0.13743**	**0.00044**	**0.08491**	**0.09319**	**0.00022**	**0.00189**	**38.62968**	**0.00025**
%RSD	135.36680	1.36417	72.79900	1.40958	0.51315	10.73587	66.44511	0.58204	63.17151

	Co	Cr	Cu	Fe	K	Li	Mg	Mn	Mo
	ppm	ppm	ppm	ppm	ppm	ppm	ppm	ppm	ppm
#1	-0.00050	0.00153	-0.00008	0.07275	3.81439	0.03452	11.68800	0.00405	0.00274
#2	0.00024	0.00211	-0.00008	0.07293	3.80055	0.03456	11.61100	0.00399	0.00336
Mean	**-0.00013**	**0.00182**	**-0.00008**	**0.07284**	**3.80747**	**0.03454**	**11.64950**	**0.00402**	**0.00305**
%RSD	395.24431	22.66944	3.76540	0.17498	0.25692	0.07366	0.46738	1.14234	14.23794

	Na	Ni	P	Pb I	Pb II	S	Sb	Se I	Se II
	ppm	ppm	ppm	ppm	ppm	ppm	ppm	ppm	ppm
#1	75.36791	0.00070	0.00989	0.00442	0.00097	31.77187	0.00292	0.01016	0.00138
#2	75.54093	0.00128	0.01191	0.00088	0.00218	31.52385	0.00457	0.01016	0.01097
Mean	**75.45442**	**0.00099**	**0.01090**	**0.00265**	**0.00158**	**31.64786**	**0.00375**	**0.01016**	**0.00617**
%RSD	0.16215	41.27846	13.14202	94.62799	54.29148	0.55415	31.08319	0.05296	109.74432

	Si	Sn	Sr	Th	Ti	Tl	U	V	Zn
	ppm	ppm	ppm	ppm	ppm	ppm	ppm	ppm	ppm
#1	5.86961	0.00025	0.94951	0.02707	0.00135	-0.00099	0.01261	0.00922	0.04402
#2	5.85424	-0.00516	0.94498	0.02908	0.00115	0.00044	0.00477	0.00902	0.04402
Mean	**5.86192**	**-0.00245**	**0.94725**	**0.02807**	**0.00125**	**-0.00028**	**0.00869**	**0.00912**	**0.04402**
%RSD	0.18538	155.99322	0.33792	5.06595	11.48949	366.96877	63.73533	1.49792	0.00000

	Zr	Pb	Se
	ppm	calc	calc
#1	-0.00418	0.00212	0.00431
#2	-0.00404	0.00175	0.01070
Mean	**-0.00411**	**0.00193**	**0.00750**
%RSD	2.47972	13.61694	60.22393

ted: 9/17/2008 20:54:46 User: ROY FRENCH
Method : Paragon File : 080917A Printed : 9/17/2008 20:53:18
SampleId1 : 0808201-35 SampleId2 : [SAMPLE]
Analysis commenced : 9/17/2008 14:28:47
Dilution ratio : 1.00000 to 1.00000 Tray : Position : TUBE63

Final concentrations

	Ag	Al	As	B	Ba	Be	Bi	Ca	Cd
	ppm	ppm	ppm	ppm	ppm	ppm	ppm	ppm	ppm
#1	0.00001	0.05233	0.00055	0.05143	0.08110	0.00011	-0.00155	14.22043	0.00016
#2	0.00068	0.04855	0.00550	0.05201	0.08057	0.00006	0.00100	14.19373	0.00044
Mean	**0.00035**	**0.05044**	**0.00302**	**0.05172**	**0.08083**	**0.00009**	**-0.00027**	**14.20708**	**0.00030**
%RSD	135.74300	5.29569	115.72471	0.79327	0.46828	41.42658	655.54732	0.13285	64.97144

	Co	Cr	Cu	Fe	K	Li	Mg	Mn	Mo
	ppm	ppm	ppm	ppm	ppm	ppm	ppm	ppm	ppm
#1	-0.00064	0.00067	-0.00092	0.00400	1.94921	0.02523	3.74839	0.00055	0.00123
#2	-0.00027	0.00153	-0.00083	0.00427	1.93761	0.02490	3.72709	0.00055	0.00095
Mean	**-0.00045**	**0.00110**	**-0.00087**	**0.00414**	**1.94341**	**0.02507**	**3.73774**	**0.00055**	**0.00109**
%RSD	57.28904	55.67387	7.24757	4.61973	0.42188	0.92192	0.40292	0.00000	18.39563

	Na	Ni	P	Pb I	Pb II	S	Sb	Se I	Se II
	ppm	ppm	ppm	ppm	ppm	ppm	ppm	ppm	ppm
#1	68.54320	-0.00047	0.02238	-0.00222	0.00000	9.45022	-0.00048	-0.00077	0.00617
#2	67.62247	0.00103	0.03083	0.00122	-0.00030	9.42148	0.00095	0.00353	-0.00428
Mean	**68.08283**	**0.00028**	**0.02661**	**-0.00050**	**-0.00015**	**9.43585**	**0.00024**	**0.00138**	**0.00094**
%RSD	0.95626	383.17164	22.43961	487.05311	137.78239	0.21538	424.50284	220.34782	784.41378

	Si	Sn	Sr	Th	Ti	Tl	U	V	Zn
	ppm	ppm	ppm	ppm	ppm	ppm	ppm	ppm	ppm
#1	5.87739	0.00025	0.32900	0.03073	-0.00006	-0.00665	-0.00040	0.01425	0.00668
#2	5.82483	-0.00141	0.32753	0.02999	0.00007	-0.00339	0.00678	0.01529	0.00712
Mean	**5.85111**	**-0.00058**	**0.32826**	**0.03036**	**0.00001**	**-0.00502**	**0.00319**	**0.01477**	**0.00690**
%RSD	0.63520	203.63563	0.31775	1.70901	1333.85502	45.89158	159.21468	4.93401	4.47551

	Zr	Pb	Se
	ppm	calc	calc
#1	-0.00479	-0.00074	0.00386
#2	-0.00419	0.00021	-0.00168
Mean	**-0.00449**	**-0.00027**	**0.00109**
%RSD	9.43486	251.58039	359.57810

Method : Paragon File : 080917A Printed : 9/17/2008 20:53:19
SampleId1 : 0808201-36 SampleId2 : [SAMPLE]
Analysis commenced : 9/17/2008 14:30:45
Dilution ratio : 1.00000 to 1.00000 Tray : Position : TUBE64

Final concentrations

	Ag	Al	As	B	Ba	Be	Bi	Ca	Cd
	ppm	ppm	ppm	ppm	ppm	ppm	ppm	ppm	ppm
#1	-0.00315	0.06558	1.06522	0.13941	0.03814	0.00085	-0.00663	814.28587	-0.00065
#2	0.00099	0.07319	1.05736	0.13810	0.03789	0.00082	0.00455	823.63367	0.00002
Mean	**-0.00108**	**0.06939**	**1.06129**	**0.13876**	**0.03802**	**0.00084**	**-0.00104**	**818.95977**	**-0.00032**
%RSD	271.10852	7.75385	0.52387	0.66576	0.47143	2.94116	759.19852	0.80711	149.15005

	Co	Cr	Cu	Fe	K	Li	Mg	Mn	Mo
	ppm	ppm	ppm	ppm	ppm	ppm	ppm	ppm	ppm
#1	-0.00038	-0.00235	0.00420	0.00490	20.00683	0.27322	251.46660	0.35246	1.38219
#2	0.00164	0.00041	0.00496	0.00580	19.79368	0.26952	250.90369	0.35265	1.37479
Mean	**0.00063**	**-0.00097**	**0.00458**	**0.00535**	**19.90026**	**0.27137**	**251.18514**	**0.35255**	**1.37849**
%RSD	227.87396	201.29831	11.65290	11.90049	0.75738	0.96554	0.15846	0.03931	0.37947

	Na	Ni	P	Pb I	Pb II	S	Sb	Se I	Se II
	ppm	ppm	ppm	ppm	ppm	ppm	ppm	ppm	ppm
#1	430.70685	0.00575	0.09737	-0.03766	0.01256	640.11192	-0.00533	0.08372	0.08882
#2	429.95815	0.00752	0.08892	-0.02664	0.00751	638.15084	-0.00150	0.09407	0.08875
Mean	**430.33250**	**0.00663**	**0.09315**	**-0.03215**	**0.01003**	**639.13138**	**-0.00342**	**0.08890**	**0.08878**
%RSD	0.12302	18.94348	6.41144	24.22481	35.60745	0.21697	79.40264	8.23482	0.06000

	Si	Sn	Sr	Th	Ti	Tl	U	V	Zn
	ppm	ppm	ppm	ppm	ppm	ppm	ppm	ppm	ppm
#1	7.87384	0.00220	6.91438	0.02335	-0.00301	0.00005	2.39560	0.01541	0.00581
#2	7.83515	0.00151	6.84346	0.03540	-0.00258	0.00071	2.38319	0.01615	0.00624
Mean	**7.85450**	**0.00185**	**6.87892**	**0.02938**	**-0.00280**	**0.00038**	**2.38939**	**0.01578**	**0.00603**
%RSD	0.34828	26.49020	0.72902	29.00051	10.75600	124.02453	0.36741	3.31914	5.12411

	Zr	Pb	Se
	ppm	calc	calc
#1	-0.00451	-0.00416	0.08712
#2	-0.00413	-0.00386	0.09052
Mean	**-0.00432**	**-0.00401**	**0.08882**
%RSD	6.24864	5.24350	2.70454

Method : Paragon File : 080917A Printed : 9/17/2008 20:53:19
SampleId1 : 0808201-37 **SampleId2 :** **[SAMPLE]**
Analysis commenced : 9/17/2008 14:32:43
Dilution ratio : 1.00000 to 1.00000 Tray : Position : TUBE65

Final concentrations

	Ag	Al	As	B	Ba	Be	Bi	Ca	Cd
	ppm	ppm	ppm	ppm	ppm	ppm	ppm	ppm	ppm
#1	0.00001	0.04714	0.00269	0.02174	0.10300	0.00013	0.00036	25.67734	-0.00005
#2	-0.00045	0.04235	0.00651	0.02073	0.10331	0.00014	-0.00396	25.69417	0.00000
Mean	**-0.00022**	**0.04475**	**0.00460**	**0.02124**	**0.10315**	**0.00013**	**-0.00180**	**25.68576**	**-0.00003**
%RSD	145.18159	7.56592	58.80408	3.37979	0.21250	9.39539	169.88383	0.04633	132.52752

	Co	Cr	Cu	Fe	K	Li	Mg	Mn	Mo

	ppm	ppm	ppm	ppm	ppm	ppm	ppm	ppm	ppm
#1	0.00007	0.00098	-0.00083	0.01643	1.77551	0.01995	5.11099	0.00035	0.00095
#2	-0.00079	0.00010	-0.00082	0.01598	1.77395	0.01986	5.11821	0.00029	0.00024
Mean	**-0.00036**	**0.00054**	**-0.00082**	**0.01621**	**1.77473**	**0.01990**	**5.11460**	**0.00032**	**0.00059**
%RSD	168.51477	116.43488	1.18270	1.96517	0.06219	0.29531	0.09994	14.42535	84.42469

	Na	**Ni**	**P**	**Pb I**	**Pb II**	**S**	**Sb**	**Se I**	**Se II**
	ppm	ppm	ppm	ppm	ppm	ppm	ppm	ppm	ppm
#1	7.14108	0.00081	0.01664	0.00085	0.00074	2.76918	0.00219	-0.00083	-0.00012
#2	7.15604	-0.00098	0.00921	-0.00351	0.00286	2.75845	0.00014	-0.00283	0.00484
Mean	**7.14856**	**-0.00008**	**0.01293**	**-0.00133**	**0.00180**	**2.76382**	**0.00117**	**-0.00183**	**0.00236**
%RSD	0.14799	1494.82346	40.63540	231.17786	83.14821	0.27446	124.75508	76.92001	148.50080

	Si	**Sn**	**Sr**	**Th**	**Ti**	**Tl**	**U**	**V**	**Zn**
	ppm	ppm	ppm	ppm	ppm	ppm	ppm	ppm	ppm
#1	5.01711	-0.00155	0.82275	0.03231	-0.00007	0.00281	0.00938	0.00704	0.00341
#2	5.02462	0.00150	0.82466	0.03101	-0.00042	-0.00131	-0.01542	0.00634	0.00297
Mean	**5.02087**	**-0.00002**	**0.82371**	**0.03166**	**-0.00024**	**0.00075**	**-0.00302**	**0.00669**	**0.00319**
%RSD	0.10580	9422.39993	0.16372	2.89007	100.78396	389.07236	580.67449	7.48922	9.68642

	Zr	**Pb**	**Se**
	ppm	calc	calc
#1	-0.00446	0.00078	-0.00036
#2	-0.00451	0.00074	0.00228
Mean	**-0.00449**	**0.00076**	**0.00096**
%RSD	0.71739	3.72372	193.78714

Method : Paragon File : 080917A Printed : 9/17/2008 20:53:20
SampleId1 : 0808201-38 **SampleId2 :** **[SAMPLE]**
Analysis commenced : 9/17/2008 14:34:42
Dilution ratio : 1.00000 to 1.00000 Tray : Position : TUBE66

Final concentrations

	Ag	**Al**	**As**	**B**	**Ba**	**Be**	**Bi**	**Ca**	**Cd**
	ppm	ppm	ppm	ppm	ppm	ppm	ppm	ppm	ppm
#1	0.00038	0.03764	-0.00215	0.04181	0.10150	0.00032	-0.00039	217.18222	0.00039
#2	-0.00070	0.04126	-0.00294	0.04335	0.10300	0.00037	0.00304	218.06122	0.00023
Mean	**-0.00016**	**0.03945**	**-0.00254**	**0.04258**	**0.10225**	**0.00035**	**0.00133**	**217.62172**	**0.00031**
%RSD	474.09144	6.49493	21.88693	2.56916	1.03290	10.37058	182.89535	0.28561	35.50929

	Co	**Cr**	**Cu**	**Fe**	**K**	**Li**	**Mg**	**Mn**	**Mo**
	ppm	ppm	ppm	ppm	ppm	ppm	ppm	ppm	ppm
#1	-0.00042	0.00281	-0.00048	0.03896	3.56717	0.06252	39.74748	0.00750	0.02522
#2	0.00044	0.00275	-0.00048	0.03896	3.59885	0.06352	40.19399	0.00743	0.02531
Mean	**0.00001**	**0.00278**	**-0.00048**	**0.03896**	**3.58301**	**0.06302**	**39.97073**	**0.00746**	**0.02527**
%RSD	7737.53508	1.48182	0.05332	0.00000	0.62523	1.12490	0.78990	0.61544	0.26433

	Na	**Ni**	**P**	**Pb I**	**Pb II**	**S**	**Sb**	**Se I**	**Se II**
	ppm	ppm	ppm	ppm	ppm	ppm	ppm	ppm	ppm

#1	68.67882	0.00843	0.01056	-0.00601	0.00154	109.03142	-0.00125	0.02471	0.02877
#2	69.62883	0.00868	0.02509	-0.00547	0.00024	109.85556	-0.00043	0.00911	0.02532
Mean	**69.15383**	**0.00856**	**0.01782**	**-0.00574**	**0.00089**	**109.44349**	**-0.00084**	**0.01691**	**0.02705**
%RSD	0.97140	2.09824	57.60605	6.62171	103.37056	0.53247	69.34067	65.22980	9.03303

	Si	**Sn**	**Sr**	**Th**	**Ti**	**Tl**	**U**	**V**	**Zn**
	ppm	ppm	ppm	ppm	ppm	ppm	ppm	ppm	ppm
#1	6.25480	0.00081	2.44769	0.02332	-0.00064	-0.00366	0.05310	0.01037	0.00930
#2	6.33423	-0.00224	2.47353	0.02583	-0.00075	0.00495	0.05375	0.00998	0.00843
Mean	**6.29451**	**-0.00072**	**2.46061**	**0.02457**	**-0.00069**	**0.00064**	**0.05342**	**0.01017**	**0.00886**
%RSD	0.89234	301.38735	0.74256	7.21513	10.83947	946.77665	0.86393	2.68597	6.96691

	Zr	**Pb**	**Se**
	ppm	calc	calc
#1	-0.00403	-0.00098	0.02742
#2	-0.00421	-0.00166	0.01992
Mean	**-0.00412**	**-0.00132**	**0.02367**
%RSD	3.10206	36.79234	22.40074

Method : Paragon File : 080917A Printed : 9/17/2008 20:53:20
SampleId1 : 0808201-39 **SampleId2 :** **[SAMPLE]**
Analysis commenced : 9/17/2008 14:36:41
Dilution ratio : 1.00000 to 1.00000 Tray : Position : TUBE67

Final concentrations

	Ag	**Al**	**As**	**B**	**Ba**	**Be**	**Bi**	**Ca**	**Cd**
	ppm	ppm	ppm	ppm	ppm	ppm	ppm	ppm	ppm
#1	0.00081	0.06285	0.00572	0.10709	0.08747	0.00066	0.00050	505.72640	0.00330
#2	-0.00066	0.04948	-0.00204	0.10651	0.08744	0.00068	-0.00421	504.72044	0.00344
Mean	**0.00008**	**0.05617**	**0.00184**	**0.10680**	**0.08745**	**0.00067**	**-0.00186**	**505.22342**	**0.00337**
%RSD	1326.93719	16.84243	297.75805	0.38432	0.02278	1.87849	179.12376	0.14079	2.99367

	Co	**Cr**	**Cu**	**Fe**	**K**	**Li**	**Mg**	**Mn**	**Mo**
	ppm	ppm	ppm	ppm	ppm	ppm	ppm	ppm	ppm
#1	0.46129	0.00139	0.00601	-0.02149	27.46971	0.26500	441.78188	11.06747	-0.00037
#2	0.45919	0.00138	0.00584	-0.02140	27.28683	0.26413	441.10971	11.04707	0.00033
Mean	**0.46024**	**0.00138**	**0.00592**	**-0.02144**	**27.37827**	**0.26456**	**441.44580**	**11.05727**	**-0.00002**
%RSD	0.32252	0.64660	2.02994	0.29698	0.47233	0.23409	0.10767	0.13045	2429.46026

	Na	**Ni**	**P**	**Pb I**	**Pb II**	**S**	**Sb**	**Se I**	**Se II**
	ppm	ppm	ppm	ppm	ppm	ppm	ppm	ppm	ppm
#1	238.21903	1.24281	0.01799	-0.02131	0.00932	689.01052	-0.00121	0.00847	0.03007
#2	237.73388	1.24358	0.01732	-0.02370	0.01395	688.13481	-0.00172	0.00751	0.03573
Mean	**237.97645**	**1.24320**	**0.01766**	**-0.02251**	**0.01163**	**688.57266**	**-0.00147**	**0.00799**	**0.03290**
%RSD	0.14415	0.04379	2.70499	7.53148	28.12052	0.08993	24.51922	8.44508	12.16361

	Si	**Sn**	**Sr**	**Th**	**Ti**	**Tl**	**U**	**V**	**Zn**
	ppm	ppm	ppm	ppm	ppm	ppm	ppm	ppm	ppm
#1	7.45212	0.00206	6.29373	0.00337	-0.00220	-0.00263	0.49636	0.00903	0.12423

#2	7.45026	0.00137	6.27754	0.01417	-0.00182	-0.01001	0.46568	0.00839	0.12641
Mean	**7.45119**	**0.00171**	**6.28564**	**0.00877**	**-0.00201**	**-0.00632**	**0.48102**	**0.00871**	**0.12532**
%RSD	0.01770	28.64705	0.18216	87.09535	13.27367	82.59879	4.51042	5.22876	1.23370

	Zr	**Pb**	**Se**
	ppm	calc	calc
#1	-0.00281	-0.00088	0.02288
#2	-0.00350	0.00141	0.02634
Mean	**-0.00315**	**0.00027**	**0.02461**
%RSD	15.50568	609.12763	9.93546

Method : Paragon File : 080917A Printed : 9/17/2008 20:53:21
SampleId1 : 0808201-40 **SampleId2 :** **[SAMPLE]**
Analysis commenced : 9/17/2008 14:38:39
Dilution ratio : 1.00000 to 1.00000 Tray : Position : TUBE68

Final concentrations

	Ag	**Al**	**As**	**B**	**Ba**	**Be**	**Bi**	**Ca**	**Cd**
	ppm	ppm	ppm	ppm	ppm	ppm	ppm	ppm	ppm
#1	-0.00153	0.03971	-0.00282	0.03852	0.06414	0.00029	-0.00280	247.37532	-0.00018
#2	-0.00087	0.04275	0.00032	0.03992	0.06445	0.00033	-0.00444	247.32939	-0.00026
Mean	**-0.00120**	**0.04123**	**-0.00125**	**0.03922**	**0.06430**	**0.00031**	**-0.00362**	**247.35235**	**-0.00022**
%RSD	38.90242	5.21162	178.13360	2.52769	0.34078	7.35709	32.15267	0.01313	25.96260

	Co	**Cr**	**Cu**	**Fe**	**K**	**Li**	**Mg**	**Mn**	**Mo**
	ppm	ppm	ppm	ppm	ppm	ppm	ppm	ppm	ppm
#1	-0.00041	-0.00094	-0.00040	0.00959	4.88180	0.07960	80.53634	0.59305	0.00010
#2	0.00032	0.00018	0.00015	0.00995	4.90412	0.08015	80.77924	0.59312	0.00043
Mean	**-0.00004**	**-0.00038**	**-0.00012**	**0.00977**	**4.89296**	**0.07988**	**80.65779**	**0.59308**	**0.00026**
%RSD	1158.48757	208.48206	311.06727	2.60887	0.32257	0.48350	0.21294	0.00782	88.96977

	Na	**Ni**	**P**	**Pb I**	**Pb II**	**S**	**Sb**	**Se I**	**Se II**
	ppm	ppm	ppm	ppm	ppm	ppm	ppm	ppm	ppm
#1	68.85612	0.03059	0.02677	-0.01856	0.00666	181.98776	-0.00336	-0.01078	0.00850
#2	69.34975	0.03110	0.02677	-0.01465	0.00468	182.35568	-0.00264	-0.00493	0.01337
Mean	**69.10294**	**0.03085**	**0.02677**	**-0.01660**	**0.00567**	**182.17172**	**-0.00300**	**-0.00785**	**0.01094**
%RSD	0.50511	1.16424	0.00000	16.61801	24.78433	0.14281	16.84493	52.65636	31.45155

	Si	**Sn**	**Sr**	**Th**	**Ti**	**Tl**	**U**	**V**	**Zn**
	ppm	ppm	ppm	ppm	ppm	ppm	ppm	ppm	ppm
#1	6.43303	0.00206	3.62165	0.01527	-0.00076	-0.00538	0.07661	0.00753	0.04512
#2	6.46053	0.00262	3.62848	0.01335	-0.00093	-0.00662	0.09685	0.00849	0.04446
Mean	**6.44678**	**0.00234**	**3.62506**	**0.01431**	**-0.00084**	**-0.00600**	**0.08673**	**0.00801**	**0.04479**
%RSD	0.30166	16.80234	0.13305	9.48143	14.58655	14.54020	16.49653	8.53052	1.03457

	Zr	**Pb**	**Se**
	ppm	calc	calc
#1	-0.00472	-0.00174	0.00208
#2	-0.00395	-0.00176	0.00727

Mean	**-0.00433**	**-0.00175**	**0.00468NCH**
%RSD	12.53806	1.04051	78.45680

Method : Paragon File : 080917A Printed : 9/17/2008 20:53:21
SampleId1 : F080909-1MB **SampleId2 :** **[SAMPLE]**
Analysis commenced : 9/17/2008 14:41:20
Dilution ratio : 1.00000 to 1.00000 Tray : Position : TUBE69

Final concentrations

	Ag	**Al**	**As**	**B**	**Ba**	**Be**	**Bi**	**Ca**	**Cd**
	ppm	ppm	ppm	ppm	ppm	ppm	ppm	ppm	ppm
#1	0.00013	0.05077	-0.00429	-0.00373	0.00016	0.00017	0.00506	0.01668	0.00007
#2	-0.00033	0.04840	-0.00260	-0.00440	0.00013	0.00017	0.00366	0.01566	0.00011
Mean	**-0.00010**	**0.04958**	**-0.00344**	**-0.00406**	**0.00015**	**0.00017**	**0.00436**	**0.01617**	**0.00009**
%RSD	329.40635	3.38055	34.64471	11.77008	13.59052	0.63013	22.70906	4.44921	34.71215

	Co	**Cr**	**Cu**	**Fe**	**K**	**Li**	**Mg**	**Mn**	**Mo**
	ppm	ppm	ppm	ppm	ppm	ppm	ppm	ppm	ppm
#1	-0.00014	0.00116	-0.00148	0.00139	0.23009	0.00517	-0.02090	0.00042	-0.00004
#2	-0.00081	0.00044	-0.00166	0.00175	0.22541	0.00516	-0.02280	0.00048	0.00014
Mean	**-0.00047**	**0.00080**	**-0.00157**	**0.00157**	**0.22775**	**0.00516**	**-0.02185**	**0.00045**	**0.00005**
%RSD	100.79655	63.85300	8.12476	16.23736	1.45298	0.15194	6.14696	10.24522	265.97774

	Na	**Ni**	**P**	**Pb I**	**Pb II**	**S**	**Sb**	**Se I**	**Se II**
	ppm	ppm	ppm	ppm	ppm	ppm	ppm	ppm	ppm
#1	0.21015	0.00021	0.01023	-0.00354	-0.00100	0.01123	0.00301	-0.00747	0.00593
#2	0.21042	0.00047	0.00921	0.00116	0.00069	0.01123	0.00096	0.00403	-0.00075
Mean	**0.21029**	**0.00034**	**0.00972**	**-0.00119**	**-0.00015**	**0.01123**	**0.00198**	**-0.00172**	**0.00259**
%RSD	0.09382	52.61010	7.37000	280.24364	788.31040	0.00000	73.14910	474.04079	182.11101

	Si	**Sn**	**Sr**	**Th**	**Ti**	**Tl**	**U**	**V**	**Zn**
	ppm	ppm	ppm	ppm	ppm	ppm	ppm	ppm	ppm
#1	0.01976	0.00025	-0.00031	0.02700	-0.00028	-0.00209	0.00743	-0.00017	0.01279
#2	0.02086	0.00039	-0.00034	0.03550	-0.00024	-0.00171	-0.00366	0.00083	0.01323
Mean	**0.02031**	**0.00032**	**-0.00032**	**0.03125**	**-0.00026**	**-0.00190**	**0.00188**	**0.00033**	**0.01301**
%RSD	3.80959	30.27358	5.52638	19.24728	10.37656	14.19123	416.25693	216.09200	2.37302

	Zr	**Pb**	**Se**
	ppm	calc	calc
#1	-0.00176	-0.00184	0.00147
#2	-0.00253	0.00085	0.00085
Mean	**-0.00215**	**-0.00050**	**0.00116**
%RSD	25.39958	383.85355	37.95246

Method : Paragon File : 080917A Printed : 9/17/2008 20:53:21
SampleId1 : F080909-1LCS **SampleId2 :** **[SAMPLE]**
Analysis commenced : 9/17/2008 14:43:19
Dilution ratio : 1.00000 to 1.00000 Tray : Position : TUBE70

Final concentrations **4:46** **User: ROY FRENCH**

	Ag	Al	As	B	Ba	Be	Bi	Ca	Cd
	ppm	ppm	ppm	ppm	ppm	ppm	ppm	ppm	ppm
#1	0.09729	2.09373	2.05052	1.01794	2.05949	0.05056	-0.00515	41.51626	0.05003
#2	0.09564	2.07991	2.03288	1.01662	2.05337	0.05038	-0.00108	41.41142	0.04985
Mean	**0.09647**	**2.08682**	**2.04170**	**1.01728**	**2.05643**	**0.05047**	**-0.00311**	**41.46384**	**0.04994**
%RSD	1.20527	0.46811	0.61098	0.09149	0.21052	0.25792	92.24096	0.17878	0.25847

	Co	Cr	Cu	Fe	K	Li	Mg	Mn	Mo
	ppm	ppm	ppm	ppm	ppm	ppm	ppm	ppm	ppm
#1	0.50870	0.20314	0.24789	0.97344	40.39318	0.50819	40.61903	0.48511	1.01858
#2	0.50888	0.20308	0.24638	0.97036	40.06897	0.50421	40.45493	0.48386	1.01011
Mean	**0.50879**	**0.20311**	**0.24713**	**0.97190**	**40.23107**	**0.50620**	**40.53698**	**0.48448**	**1.01435**
%RSD	0.02510	0.02337	0.43098	0.22424	0.56983	0.55514	0.28626	0.18158	0.59054

	Na	Ni	P	Pb I	Pb II	S	Sb	Se I	Se II
	ppm	ppm	ppm	ppm	ppm	ppm	ppm	ppm	ppm
#1	39.47565	0.51257	0.01732	0.50856	0.50955	0.01837	0.51409	1.97542	1.97088
#2	39.22058	0.51057	-0.01037	0.50686	0.50433	0.00766	0.51151	1.96536	1.96431
Mean	**39.34811**	**0.51157**	**0.00347**	**0.50771**	**0.50694**	**0.01301**	**0.51280**	**1.97039**	**1.96759**
%RSD	0.45837	0.27695	563.75054	0.23717	0.72864	58.17214	0.35639	0.36115	0.23635

	Si	Sn	Sr	Th	Ti	Tl	U	V	Zn
	ppm	ppm	ppm	ppm	ppm	ppm	ppm	ppm	ppm
#1	2.07252	0.50160	0.49211	0.02591	0.48928	2.19207	-0.01607	0.51015	0.53808
#2	2.06288	0.50104	0.49041	0.02297	0.48741	2.18124	0.00090	0.50885	0.53610
Mean	**2.06770**	**0.50132**	**0.49126**	**0.02444**	**0.48835**	**2.18666**	**-0.00759**	**0.50950**	**0.53709**
%RSD	0.32978	0.07837	0.24521	8.49328	0.27059	0.35040	158.17643	0.17977	0.26039

	Zr	Pb	Se
	ppm	calc	calc
#1	-0.00473	0.50922	1.97239
#2	-0.00444	0.50517	1.96466
Mean	**-0.00458**	**0.50720**	**1.96852**
%RSD	4.42867	0.56481	0.27795

Method : Paragon File : 080917A Printed : 9/17/2008 20:53:22
SampleId1 : CCV **SampleId2 :** **[CV]**
Analysis commenced : 9/17/2008 14:45:21
Dilution ratio : 1.00000 to 1.00000 Tray : Position : STD6

Final concentrations

	Ag	Al	As	B	Ba	Be	Bi	Ca	Cd
	ppm	ppm	ppm	ppm	ppm	ppm	ppm	ppm	ppm
#1	0.19413	48.67623	0.48077	0.97929	1.00731	0.46519	0.51577	48.54619	0.47396
#2	0.19358	48.76822	0.48360	0.98138	1.00705	0.46604	0.51553	48.72630	0.47637
Mean	**0.19386**	**48.72222**	**0.48219**	**0.98033**	**1.00718**	**0.46562**	**0.51565**	**48.63625**	**0.47516**
%RSD	0.20248	0.13351	0.41481	0.15115	0.01797	0.12947	0.03339	0.26186	0.35785

ted: 9/17/2008 20:54:46 User: ROY FRENCH

	Co	Cr	Cu	Fe	K	Li	Mg	Mn	Mo
	ppm	ppm	ppm	ppm	ppm	ppm	ppm	ppm	ppm
#1	0.48226	0.95431	0.97094	18.95926	51.78192	0.52593	48.65944	0.91771	0.97128
#2	0.48312	0.95939	0.97328	19.00859	51.88716	0.52640	48.78617	0.92101	0.97571
Mean	**0.48269**	**0.95685**	**0.97211**	**18.98392**	**51.83454**	**0.52617**	**48.72281**	**0.91936**	**0.97350**
%RSD	0.12592	0.37501	0.16973	0.18376	0.14357	0.06374	0.18392	0.25363	0.32139

	Na	Ni	P	Pb I	Pb II	S	Sb	Se I	Se II
	ppm	ppm	ppm	ppm	ppm	ppm	ppm	ppm	ppm
#1	49.42018	0.94720	4.74448	0.97293	0.94214	4.68358	0.49363	0.98305	0.96829
#2	49.53481	0.94852	4.80598	0.97809	0.94416	4.67284	0.49541	0.98157	0.96603
Mean	**49.47750**	**0.94786**	**4.77523**	**0.97551**	**0.94315**	**4.67821**	**0.49452**	**0.98231**	**0.96716**
%RSD	0.16383	0.09820	0.91070	0.37402	0.15155	0.16237	0.25460	0.10644	0.16488

	Si	Sn	Sr	Th	Ti	Tl	U	V	Zn
	ppm	ppm	ppm	ppm	ppm	ppm	ppm	ppm	ppm
#1	4.87921	0.95974	0.47993	0.19935	0.47292	0.51761	5.03323	0.48068	0.94497
#2	4.88069	0.95540	0.48038	0.21241	0.47500	0.52282	5.04824	0.48251	0.95160
Mean	**4.87995**	**0.95757**	**0.48016**	**0.20588**	**0.47396**	**0.52021**	**5.04074**	**0.48160**	**0.94829**
%RSD	0.02138	0.32062	0.06680	4.48779	0.31057	0.70910	0.21060	0.26778	0.49405

	Zr	Pb	Se
	ppm	calc	calc
#1	0.94993	0.95239	0.97320
#2	0.94972	0.95546	0.97121
Mean	**0.94982**	**0.95392**	**0.97220**
%RSD	0.01595	0.22731	0.14522

Method : Paragon File : 080917A Printed : 9/17/2008 20:53:22
SampleId1 : CCB SampleId2 : [CB]
Analysis commenced : 9/17/2008 14:47:34
Dilution ratio : 1.00000 to 1.00000 Tray : Position : STD2

Final concentrations

	Ag	Al	As	B	Ba	Be	Bi	Ca	Cd
	ppm	ppm	ppm	ppm	ppm	ppm	ppm	ppm	ppm
#1	-0.00019	0.05335	-0.00406	-0.00232	0.00019	-0.00005	-0.00231	-0.05734	0.00030
#2	0.00029	0.04603	-0.00384	-0.00310	0.00013	-0.00005	0.00010	-0.05759	0.00008
Mean	**0.00005**	**0.04969**	**-0.00395**	**-0.00271**	**0.00016**	**-0.00005**	**-0.00111**	**-0.05746**	**0.00019**
%RSD	731.27945	10.41737	4.02731	20.16471	24.79798	0.00034	154.26315	0.31297	83.95699

	Co	Cr	Cu	Fe	K	Li	Mg	Mn	Mo
	ppm	ppm	ppm	ppm	ppm	ppm	ppm	ppm	ppm
#1	-0.00044	-0.00002	-0.00166	-0.00537	0.12245	0.00468	-0.02166	0.00022	0.00043
#2	-0.00093	-0.00008	-0.00166	-0.00600	0.13204	0.00470	-0.02546	0.00022	-0.00009
Mean	**-0.00069**	**-0.00005**	**-0.00166**	**-0.00568**	**0.12724**	**0.00469**	**-0.02356**	**0.00022**	**0.00017**
%RSD	50.44543	77.50498	0.09265	7.84655	5.32487	0.25083	11.40186	0.00000	218.27896

	Na	Ni	P	Pb I	Pb II	S	Sb	Se I	Se II
	ppm	ppm	ppm	ppm	ppm	ppm	ppm	ppm	ppm
#1	0.17439	0.00020	0.00516	-0.00451	0.00289	-0.00661	0.00086	-0.00457	-0.00074
#2	0.17383	-0.00058	-0.00429	-0.00456	0.00238	-0.00661	0.00117	-0.00370	0.00279
Mean	**0.17411**	**-0.00019**	**0.00043**	**-0.00453**	**0.00264**	**-0.00661**	**0.00101**	**-0.00413**	**0.00102**
%RSD	0.22658	284.61048	1541.93750	0.85364	13.47190	0.00000	21.33375	14.88719	244.37941

	Si	Sn	Sr	Th	Ti	Tl	U	V	Zn
	ppm	ppm	ppm	ppm	ppm	ppm	ppm	ppm	ppm
#1	0.01576	0.00470	-0.00041	0.02973	-0.00029	0.00546	-0.01149	0.00015	-0.00031
#2	0.00916	-0.00224	-0.00042	0.03191	-0.00025	0.00058	-0.01541	0.00015	0.00100
Mean	**0.01246**	**0.00123**	**-0.00042**	**0.03082**	**-0.00027**	**0.00302**	**-0.01345**	**0.00015**	**0.00035**
%RSD	37.41904	400.15929	1.43181	5.00211	10.00935	114.27582	20.58848	0.07354	265.12288

	Zr	Pb	Se
	ppm	calc	calc
#1	-0.00192	0.00042	-0.00202
#2	-0.00211	0.00007	0.00063
Mean	**-0.00202**	**0.00025**	**-0.00069**
%RSD	6.56578	100.68701	269.51944

Method : Paragon File : 080917A Printed : 9/17/2008 20:53:23
SampleId1 : 0808149-6 SampleId2 : [SAMPLE]
Analysis commenced : 9/17/2008 14:49:44
Dilution ratio : 1.00000 to 1.00000 Tray : Position : TUBE71

Final concentrations

	Ag	Al	As	B	Ba	Be	Bi	Ca	Cd
	ppm	ppm	ppm	ppm	ppm	ppm	ppm	ppm	ppm
#1	0.00034	0.17992	0.00269	0.01159	0.04138	-0.00005	0.00278	36.81201	0.00032
#2	-0.00013	0.17980	-0.00665	0.01213	0.04161	-0.00005	0.00570	36.84134	0.00017
Mean	**0.00010**	**0.17986**	**-0.00198**	**0.01186**	**0.04150**	**-0.00005**	**0.00424**	**36.82668**	**0.00024**
%RSD	322.88899	0.04911	333.20491	3.16983	0.38394	1.21717	48.65499	0.05631	42.71518

	Co	Cr	Cu	Fe	K	Li	Mg	Mn	Mo
	ppm	ppm	ppm	ppm	ppm	ppm	ppm	ppm	ppm
#1	0.00035	0.00084	0.00176	0.11565	3.18769	0.00619	1.17414	0.00444	0.00024
#2	0.00016	0.00075	0.00185	0.11529	3.20933	0.00619	1.18364	0.00444	0.00194
Mean	**0.00025**	**0.00079**	**0.00181**	**0.11547**	**3.19851**	**0.00619**	**1.17889**	**0.00444**	**0.00109**
%RSD	50.85309	7.57102	3.74418	0.22081	0.47837	0.03169	0.56989	0.00000	110.37349

	Na	Ni	P	Pb I	Pb II	S	Sb	Se I	Se II
	ppm	ppm	ppm	ppm	ppm	ppm	ppm	ppm	ppm
#1	0.89033	0.00076	0.08487	0.00394	-0.00057	0.32534	0.00250	0.00513	0.00375
#2	0.89940	0.00101	0.09838	0.00158	0.00108	0.31106	0.00148	0.00017	0.00296
Mean	**0.89487**	**0.00089**	**0.09163**	**0.00276**	**0.00025**	**0.31820**	**0.00199**	**0.00265**	**0.00335**
%RSD	0.71608	20.27897	10.42841	60.35917	461.34942	3.17313	36.11809	132.27175	16.53702

	Si	Sn	Sr	Th	Ti	Tl	U	V	Zn

	ppm	ppm	ppm	ppm	ppm	ppm	ppm	ppm	ppm
#1	3.79455	0.00553	0.08944	0.03151	0.00225	-0.00119	0.00997	0.00182	0.00646
#2	3.81558	0.00400	0.08993	0.02755	0.00187	0.00752	0.00605	0.00124	0.00734
Mean	**3.80507**	**0.00476**	**0.08969**	**0.02953**	**0.00206**	**0.00316**	**0.00801**	**0.00153**	**0.00690**
%RSD	0.39089	22.66060	0.38093	9.49008	12.93236	194.62619	34.57788	26.79585	8.95103

	Zr	**Pb**	**Se**
	ppm	calc	calc
#1	-0.00348	0.00093	0.00421
#2	-0.00297	0.00125	0.00203
Mean	**-0.00323**	**0.00109**	**0.00312**
%RSD	11.18744	20.46148	49.28107

Method : Paragon File : 080917A Printed : 9/17/2008 20:53:23
SampleId1 : 0808149-7 **SampleId2 :** **[SAMPLE]**
Analysis commenced : 9/17/2008 14:51:43
Dilution ratio : 1.00000 to 1.00000 Tray : Position : TUBE72

Final concentrations

	Ag	**Al**	**As**	**B**	**Ba**	**Be**	**Bi**	**Ca**	**Cd**
	ppm	ppm	ppm	ppm	ppm	ppm	ppm	ppm	ppm
#1	-0.00026	0.66617	-0.00316	0.01406	0.07642	0.00013	0.00051	23.24810	-0.00008
#2	-0.00020	0.68107	0.00246	0.01304	0.07702	0.00015	0.00077	23.22162	0.00018
Mean	**-0.00023**	**0.67362**	**-0.00035**	**0.01355**	**0.07672**	**0.00014**	**0.00064**	**23.23486**	**0.00005**
%RSD	20.09164	1.56437	1135.25631	5.29615	0.54530	8.93499	28.12343	0.08058	367.48927

	Co	**Cr**	**Cu**	**Fe**	**K**	**Li**	**Mg**	**Mn**	**Mo**
	ppm	ppm	ppm	ppm	ppm	ppm	ppm	ppm	ppm
#1	-0.00018	0.00084	0.00177	0.44224	2.38138	0.00625	2.14681	0.00639	-0.00080
#2	-0.00048	0.00075	0.00167	0.44413	2.38941	0.00623	2.15518	0.00639	0.00085
Mean	**-0.00033**	**0.00080**	**0.00172**	**0.44318**	**2.38539**	**0.00624**	**2.15100**	**0.00639**	**0.00003**
%RSD	65.26020	7.87489	3.92453	0.30269	0.23799	0.25134	0.27493	0.00000	4392.24872

	Na	**Ni**	**P**	**Pb I**	**Pb II**	**S**	**Sb**	**Se I**	**Se II**
	ppm	ppm	ppm	ppm	ppm	ppm	ppm	ppm	ppm
#1	0.61466	0.00061	0.10582	-0.00123	0.00043	0.60738	0.00146	-0.00146	0.00121
#2	0.62203	0.00049	0.10953	-0.00123	0.00327	0.60738	-0.00100	-0.00481	0.01205
Mean	**0.61834**	**0.00055**	**0.10767**	**-0.00123**	**0.00185**	**0.60738**	**0.00023**	**-0.00313**	**0.00663**
%RSD	0.84248	16.32682	2.44060	0.09178	108.87908	0.00000	744.28916	75.56841	115.55774

	Si	**Sn**	**Sr**	**Th**	**Ti**	**Tl**	**U**	**V**	**Zn**
	ppm	ppm	ppm	ppm	ppm	ppm	ppm	ppm	ppm
#1	4.49603	-0.00143	0.13725	0.03089	0.01237	0.00302	-0.00070	0.00390	0.00537
#2	4.52863	0.00357	0.13802	0.02653	0.01239	0.00302	0.00256	0.00338	0.00493
Mean	**4.51233**	**0.00107**	**0.13764**	**0.02871**	**0.01238**	**0.00302**	**0.00093**	**0.00364**	**0.00515**
%RSD	0.51072	329.34571	0.39239	10.74567	0.11042	0.01192	247.63084	10.00437	5.99256

	Zr	**Pb**	**Se**
	ppm	calc	calc

#1	-0.00345	-0.00013	0.00032**NCH**
#2	-0.00338	0.00177	0.00644
Mean	**-0.00342**	**0.00082**	**0.00338**
%RSD	1.56121	163.12068	127.90257

Method : Paragon File : 080917A Printed : 9/17/2008 20:53:24
SampleId1 : 0808200-1 **SampleId2 :** **[SAMPLE]**
Analysis commenced : 9/17/2008 14:53:42
Dilution ratio : 1.00000 to 1.00000 Tray : Position : TUBE73

Final concentrations

	Ag	**Al**	**As**	**B**	**Ba**	**Be**	**Bi**	**Ca**	**Cd**
	ppm	ppm	ppm	ppm	ppm	ppm	ppm	ppm	ppm
#1	-0.00046	0.01800	-0.00035	0.09205	0.01964	0.00049	-0.00635	766.57638	0.00023
#2	-0.00027	0.02054	-0.00654	0.09273	0.01970	0.00043	0.00445	765.40894	0.00008
Mean	**-0.00036**	**0.01927**	**-0.00344**	**0.09239**	**0.01967**	**0.00046**	**-0.00095**	**765.99266**	**0.00015**
%RSD	37.43334	9.31624	127.03265	0.51826	0.20243	10.48649	802.36884	0.10777	68.58207

	Co	**Cr**	**Cu**	**Fe**	**K**	**Li**	**Mg**	**Mn**	**Mo**
	ppm	ppm	ppm	ppm	ppm	ppm	ppm	ppm	ppm
#1	-0.00072	0.00074	0.00003	0.00634	9.50167	0.09653	251.05528	0.00087	0.01209
#2	0.00088	0.00041	-0.00016	0.00670	9.40845	0.09576	250.17263	0.00100	0.01247
Mean	**0.00008**	**0.00057**	**-0.00007**	**0.00652**	**9.45506**	**0.09615**	**250.61395**	**0.00094**	**0.01228**
%RSD	1409.26878	40.55306	212.50728	3.90571	0.69720	0.56127	0.24904	9.81975	2.17529

	Na	**Ni**	**P**	**Pb I**	**Pb II**	**S**	**Sb**	**Se I**	**Se II**
	ppm	ppm	ppm	ppm	ppm	ppm	ppm	ppm	ppm
#1	151.99421	-0.00035	0.03184	-0.03180	0.01016	563.04063	-0.00153	0.03226	0.02468
#2	150.54625	0.00094	0.02981	-0.02847	0.00834	562.52502	0.00218	0.01857	0.01949
Mean	**151.27023**	**0.00030**	**0.03083**	**-0.03014**	**0.00925**	**562.78283**	**0.00032**	**0.02541**	**0.02208**
%RSD	0.67685	307.68604	4.64810	7.82022	13.91838	0.06478	818.11349	38.08621	16.60656

	Si	**Sn**	**Sr**	**Th**	**Ti**	**Tl**	**U**	**V**	**Zn**
	ppm	ppm	ppm	ppm	ppm	ppm	ppm	ppm	ppm
#1	7.36678	0.00345	5.35453	-0.00960	-0.00274	0.00485	0.08771	0.00865	0.00646
#2	7.32374	0.00290	5.31754	0.00163	-0.00221	0.00275	0.10468	0.00920	0.00559
Mean	**7.34526**	**0.00317**	**5.33604**	**-0.00398**	**-0.00247**	**0.00380**	**0.09620**	**0.00893**	**0.00603**
%RSD	0.41425	12.39030	0.49021	199.18878	15.20608	38.99438	12.47427	4.33768	10.24821

	Zr	**Pb**	**Se**
	ppm	calc	calc
#1	-0.00294	-0.00381	0.02720
#2	-0.00336	-0.00392	0.01918
Mean	**-0.00315**	**-0.00386**	**0.02319**
%RSD	9.49961	1.92190	24.44460

Method : Paragon File : 080917A Printed : 9/17/2008 20:53:24
SampleId1 : 0808200-1D **SampleId2 :** **[SAMPLE]**
Analysis commenced : 9/17/2008 14:55:41

Dilution ratio : 1.00000 to 1.00000 Tray : Position : TUBE74

Final concentrations

	Ag	Al	As	B	Ba	Be	Bi	Ca	Cd
	ppm	ppm	ppm	ppm	ppm	ppm	ppm	ppm	ppm
#1	-0.00242	-0.00083	0.00055	0.08982	0.01931	0.00040	-0.00382	738.46905	-0.00042
#2	0.00008	0.00087	0.00449	0.09123	0.01964	0.00039	0.00178	747.94219	0.00003
Mean	**-0.00117**	**0.00002**	**0.00252**	**0.09052**	**0.01947**	**0.00039**	**-0.00102**	**743.20562**	**-0.00019**
%RSD	151.31317	5424.44129	110.55885	1.09560	1.22685	0.58725	387.87699	0.90130	166.33541

	Co	Cr	Cu	Fe	K	Li	Mg	Mn	Mo
	ppm	ppm	ppm	ppm	ppm	ppm	ppm	ppm	ppm
#1	-0.00151	-0.00120	-0.00061	0.00688	9.49989	0.09756	248.46235	0.00074	0.01039
#2	0.00020	0.00068	0.00013	0.00869	9.45316	0.09698	249.43399	0.00094	0.01190
Mean	**-0.00066**	**-0.00026**	**-0.00024**	**0.00778**	**9.47652**	**0.09727**	**248.94817**	**0.00084**	**0.01115**
%RSD	185.05397	508.03220	213.96427	16.36496	0.34865	0.42057	0.27598	16.44210	9.58573

	Na	Ni	P	Pb I	Pb II	S	Sb	Se I	Se II
	ppm	ppm	ppm	ppm	ppm	ppm	ppm	ppm	ppm
#1	150.44402	-0.00044	0.03724	-0.03882	0.01587	557.62712	-0.00627	0.01847	0.03614
#2	149.51738	0.00092	0.04400	-0.02697	0.00785	558.87574	-0.00009	0.02803	0.03056
Mean	**149.98070**	**0.00024**	**0.04062**	**-0.03289**	**0.01186**	**558.25143**	**-0.00318**	**0.02325**	**0.03335**
%RSD	0.43688	398.24020	11.75847	25.47257	47.79377	0.15816	137.21824	29.09143	11.82555

	Si	Sn	Sr	Th	Ti	Tl	U	V	Zn
	ppm	ppm	ppm	ppm	ppm	ppm	ppm	ppm	ppm
#1	7.28816	0.00276	5.37310	-0.02579	-0.00316	-0.00253	0.07335	0.00704	0.00188
#2	7.30165	0.00373	5.37257	0.00488	-0.00234	0.00313	0.08967	0.00920	0.00319
Mean	**7.29490**	**0.00324**	**5.37284**	**-0.01046**	**-0.00275**	**0.00030**	**0.08151**	**0.00812**	**0.00253**
%RSD	0.13076	21.17222	0.00690	207.41504	21.10700	1318.47616	14.15477	18.79033	36.57425

	Zr	Pb	Se
	ppm	calc	calc
#1	-0.00275	-0.00234	0.03026
#2	-0.00351	-0.00374	0.02972
Mean	**-0.00313**	**-0.00304**	**0.02999**
%RSD	17.08748	32.59623	1.26226

Method : Paragon File : 080917A Printed : 9/17/2008 20:53:25
SampleId1 : 0808200-1L 5X SampleId2 : [SAMPLE]
Analysis commenced : 9/17/2008 14:57:41
Dilution ratio : 1.00000 to 1.00000 Tray : Position : TUBE75

Final concentrations

	Ag	Al	As	B	Ba	Be	Bi	Ca	Cd
	ppm	ppm	ppm	ppm	ppm	ppm	ppm	ppm	ppm
#1	0.00052	0.01228	-0.00159	0.01865	0.00455	0.00010	-0.00166	146.66546	0.00011
#2	0.00018	0.00752	0.00617	0.01889	0.00458	0.00008	0.00151	147.33343	0.00032

Mean	**0.00035**	**0.00990**	**0.00229**	**0.01877**	**0.00457**	**0.00009**	**-0.00008**	**146.99945**	**0.00022**
%RSD	68.47784	34.02236	239.33498	0.91037	0.43595	13.28128	2960.12468	0.32131	70.67120

	Co	**Cr**	**Cu**	**Fe**	**K**	**Li**	**Mg**	**Mn**	**Mo**
	ppm	ppm	ppm	ppm	ppm	ppm	ppm	ppm	ppm
#1	0.00018	0.00048	0.00016	-0.00375	1.55812	0.01932	50.03525	0.00048	0.00203
#2	0.00048	0.00056	0.00016	-0.00330	1.56481	0.01924	50.13120	0.00048	0.00406
Mean	**0.00033**	**0.00052**	**0.00016**	**-0.00352**	**1.56147**	**0.01928**	**50.08322**	**0.00048**	**0.00305**
%RSD	65.31658	11.74777	0.32524	9.04666	0.30289	0.29477	0.13547	0.00000	47.09466

	Na	**Ni**	**P**	**Pb I**	**Pb II**	**S**	**Sb**	**Se I**	**Se II**
	ppm	ppm	ppm	ppm	ppm	ppm	ppm	ppm	ppm
#1	28.38985	-0.00008	0.00786	-0.00494	0.00125	126.54108	0.00179	0.00873	0.01346
#2	28.30485	-0.00060	0.00178	-0.00123	-0.00080	126.44039	0.00366	0.01048	0.00191
Mean	**28.34735**	**-0.00034**	**0.00482**	**-0.00308**	**0.00022**	**126.49073**	**0.00273**	**0.00961**	**0.00769**
%RSD	0.21203	109.75648	89.10758	85.16395	653.84430	0.05629	48.39387	12.88134	106.19090

	Si	**Sn**	**Sr**	**Th**	**Ti**	**Tl**	**U**	**V**	**Zn**
	ppm	ppm	ppm	ppm	ppm	ppm	ppm	ppm	ppm
#1	1.54714	0.00289	1.12074	0.01119	-0.00080	0.00290	0.03093	0.00240	0.00253
#2	1.53985	0.00331	1.12192	0.01598	-0.00020	-0.00198	0.03224	0.00253	0.00297
Mean	**1.54349**	**0.00310**	**1.12133**	**0.01359**	**-0.00050**	**0.00046**	**0.03159**	**0.00247**	**0.00275**
%RSD	0.33392	9.48088	0.07454	24.96009	86.06950	749.94103	2.92167	3.69535	11.22389

	Zr	**Pb**	**Se**
	ppm	calc	calc
#1	-0.00176	-0.00081	0.01189
#2	-0.00146	-0.00094	0.00477
Mean	**-0.00161**	**-0.00088**	**0.00833**
%RSD	13.17077	10.75383	60.43863

Method : Paragon File : 080917A Printed : 9/17/2008 20:53:25
SampleId1 : 0808200-1MS **SampleId2 :** **[SAMPLE]**
Analysis commenced : 9/17/2008 14:59:40
Dilution ratio : 1.00000 to 1.00000 Tray : Position : TUBE76

Final concentrations

	Ag	**Al**	**As**	**B**	**Ba**	**Be**	**Bi**	**Ca**	**Cd**
	ppm	ppm	ppm	ppm	ppm	ppm	ppm	ppm	ppm
#1	0.09716	2.06352	2.00118	1.09420	2.02736	0.04650	-0.00402	799.77797	0.04780
#2	0.09959	2.09072	2.03104	1.10303	2.03954	0.04702	0.00197	812.47006	0.04823
Mean	**0.09837**	**2.07712**	**2.01611**	**1.09862**	**2.03345**	**0.04676**	**-0.00102**	**806.12402**	**0.04801**
%RSD	1.74572	0.92603	1.04709	0.56829	0.42370	0.78304	413.54918	1.11331	0.64535

	Co	**Cr**	**Cu**	**Fe**	**K**	**Li**	**Mg**	**Mn**	**Mo**
	ppm	ppm	ppm	ppm	ppm	ppm	ppm	ppm	ppm
#1	0.46685	0.18442	0.25595	0.91244	63.80643	0.76428	294.86126	0.44871	0.98156
#2	0.47211	0.18780	0.25715	0.92304	64.14394	0.76853	297.63106	0.45375	0.98879
Mean	**0.46948**	**0.18611**	**0.25655**	**0.91774**	**63.97518**	**0.76640**	**296.24616**	**0.45123**	**0.98518**

%RSD	0.79170	1.28539	0.33112	0.81689	0.37304	0.39198	0.66112	0.78968	0.51910

	Na	**Ni**	**P**	**Pb I**	**Pb II**	**S**	**Sb**	**Se I**	**Se II**
	ppm	ppm	ppm	ppm	ppm	ppm	ppm	ppm	ppm
#1	189.50455	0.46712	0.03589	0.45348	0.49209	569.34142	0.50230	2.11349	2.07959
#2	190.33112	0.47056	0.04197	0.46017	0.48478	574.94290	0.50832	2.12681	2.05687
Mean	**189.91783**	**0.46884**	**0.03893**	**0.45683**	**0.48843**	**572.14216**	**0.50531**	**2.12015**	**2.06823**
%RSD	0.30775	0.51904	11.04156	1.03571	1.05793	0.69228	0.84270	0.44437	0.77669

	Si	**Sn**	**Sr**	**Th**	**Ti**	**Tl**	**U**	**V**	**Zn**
	ppm	ppm	ppm	ppm	ppm	ppm	ppm	ppm	ppm
#1	9.30988	0.49298	5.91562	-0.00527	0.46434	2.11004	0.07665	0.48926	0.46164
#2	9.40221	0.50190	5.94750	0.00598	0.46777	2.11133	0.10340	0.49347	0.46603
Mean	**9.35604**	**0.49744**	**5.93156**	**0.00035**	**0.46605**	**2.11069**	**0.09003**	**0.49136**	**0.46384**
%RSD	0.69780	1.26800	0.38014	2246.78241	0.52002	0.04332	21.01335	0.60572	0.66942

	Zr	**Pb**	**Se**
	ppm	calc	calc
#1	-0.00569	0.47923	2.09088
#2	-0.00575	0.47659	2.08016
Mean	**-0.00572**	**0.47791**	**2.08552**
%RSD	0.78661	0.39150	0.36332

Method : Paragon File : 080917A Printed : 9/17/2008 20:53:26
SampleId1 : 0808200-1MSD **SampleId2 :** **[SAMPLE]**
Analysis commenced : 9/17/2008 15:01:39
Dilution ratio : 1.00000 to 1.00000 Tray : Position : TUBE77

Final concentrations

	Ag	**Al**	**As**	**B**	**Ba**	**Be**	**Bi**	**Ca**	**Cd**
	ppm	ppm	ppm	ppm	ppm	ppm	ppm	ppm	ppm
#1	0.09945	2.12550	2.04856	1.11933	2.05429	0.04834	0.00098	844.64742	0.04991
#2	0.09708	2.09331	2.01202	1.10147	2.02130	0.04699	0.00120	817.13535	0.04816
Mean	**0.09827**	**2.10940**	**2.03029**	**1.11040**	**2.03779**	**0.04766**	**0.00109**	**830.89138**	**0.04904**
%RSD	1.71070	1.07925	1.27284	1.13705	1.14479	2.00951	14.51786	2.34134	2.51245

	Co	**Cr**	**Cu**	**Fe**	**K**	**Li**	**Mg**	**Mn**	**Mo**
	ppm	ppm	ppm	ppm	ppm	ppm	ppm	ppm	ppm
#1	0.48562	0.19402	0.25845	2.86509	64.04418	0.76590	302.93505	0.46821	1.01140
#2	0.47134	0.18775	0.25462	2.80023	63.34418	0.75751	296.61359	0.45709	0.98903
Mean	**0.47848**	**0.19088**	**0.25654**	**2.83266**	**63.69418**	**0.76171**	**299.77432**	**0.46265**	**1.00021**
%RSD	2.11043	2.32126	1.05546	1.61903	0.77711	0.77842	1.49110	1.70073	1.58116

	Na	**Ni**	**P**	**Pb I**	**Pb II**	**S**	**Sb**	**Se I**	**Se II**
	ppm	ppm	ppm	ppm	ppm	ppm	ppm	ppm	ppm
#1	190.53670	0.48600	0.04231	0.47554	0.49322	584.34754	0.52085	2.17591	2.07647
#2	188.88984	0.47327	0.04704	0.45912	0.49382	573.44190	0.50001	2.11385	2.08759
Mean	**189.71327**	**0.47964**	**0.04467**	**0.46733**	**0.49352**	**578.89472**	**0.51043**	**2.14488**	**2.08203**
%RSD	0.61382	1.87658	7.48434	2.48359	0.08559	1.33210	2.88709	2.04590	0.37754

ted: 9/17/2008 20:54:46 User: ROY FRENCH

	Si	Sn	Sr	Th	Ti	Tl	U	V	Zn
	ppm	ppm	ppm	ppm	ppm	ppm	ppm	ppm	ppm
#1	9.51858	0.50956	6.00195	0.02167	0.47879	2.15016	0.10861	0.50400	0.48821
#2	9.34974	0.50539	5.90494	-0.00537	0.46665	2.10434	0.09690	0.49392	0.47372
Mean	**9.43416**	**0.50747**	**5.95345**	**0.00815**	**0.47272**	**2.12725**	**0.10276**	**0.49896**	**0.48096**
%RSD	1.26552	0.58097	1.15226	234.62877	1.81470	1.52301	8.05439	1.42846	2.13087

	Zr	Pb	Se
	ppm	calc	calc
#1	-0.00736	0.48733	2.10958
#2	-0.00572	0.48226	2.09633
Mean	**-0.00654**	**0.48480**	**2.10296**
%RSD	17.75817	0.73912	0.44556

Method : Paragon File : 080917A Printed : 9/17/2008 20:53:26
SampleId1 : 0808200-2 SampleId2 : [SAMPLE]
Analysis commenced : 9/17/2008 15:03:39
Dilution ratio : 1.00000 to 1.00000 Tray : Position : TUBE78

Final concentrations

	Ag	Al	As	B	Ba	Be	Bi	Ca	Cd
	ppm	ppm	ppm	ppm	ppm	ppm	ppm	ppm	ppm
#1	-0.00020	0.00083	-0.00046	0.03953	0.15898	0.00022	0.00163	61.62130	0.00021
#2	-0.00012	-0.00455	-0.00406	0.04079	0.15951	0.00022	-0.00066	61.82835	0.00013
Mean	**-0.00016**	**-0.00186**	**-0.00226**	**0.04016**	**0.15925**	**0.00022**	**0.00049**	**61.72483**	**0.00017**
%RSD	36.20605	204.20114	112.49115	2.21303	0.23789	0.14249	331.04934	0.23719	30.93692

	Co	Cr	Cu	Fe	K	Li	Mg	Mn	Mo
	ppm	ppm	ppm	ppm	ppm	ppm	ppm	ppm	ppm
#1	-0.00004	0.00080	0.00017	0.00634	2.21479	0.02054	11.78635	0.00061	0.00161
#2	0.00009	0.00122	0.00018	0.00688	2.20743	0.02046	11.82561	0.00061	-0.00056
Mean	**0.00003**	**0.00101**	**0.00017**	**0.00661**	**2.21111**	**0.02050**	**11.80598**	**0.00061**	**0.00052**
%RSD	343.92797	29.05219	4.17062	5.77877	0.23534	0.25802	0.23517	0.00000	294.00247

	Na	Ni	P	Pb I	Pb II	S	Sb	Se I	Se II
	ppm	ppm	ppm	ppm	ppm	ppm	ppm	ppm	ppm
#1	14.21762	-0.00013	0.00550	-0.00008	-0.00012	20.03291	0.00024	-0.00491	0.00168
#2	14.18230	0.00011	0.02846	0.00222	0.00265	20.11253	0.00074	-0.00434	0.00781
Mean	**14.19996**	**-0.00001**	**0.01698**	**0.00107**	**0.00126**	**20.07272**	**0.00049**	**-0.00463**	**0.00475**
%RSD	0.17585	1345.38415	95.62579	151.98314	155.08126	0.28046	71.24227	8.63272	91.25581

	Si	Sn	Sr	Th	Ti	Tl	U	V	Zn
	ppm	ppm	ppm	ppm	ppm	ppm	ppm	ppm	ppm
#1	6.32452	-0.00016	0.68873	0.02152	-0.00023	0.00053	0.01461	0.01319	0.00406
#2	6.34661	0.00192	0.69086	0.02852	-0.00020	0.00225	-0.00367	0.01290	0.00297
Mean	**6.33556**	**0.00088**	**0.68979**	**0.02502**	**-0.00022**	**0.00139**	**0.00547**	**0.01305**	**0.00351**
%RSD	0.24658	167.43626	0.21869	19.77046	12.70756	87.39867	236.19497	1.57003	21.95997

	Zr	Pb	SeNCH
	ppm	calc	calc
#1	-0.00409	-0.00011	-0.00051
#2	-0.00461	0.00251	0.00377
Mean	**-0.00435**	**0.00120**	**0.00163**
%RSD	8.45101	154.16045	185.84070

Method : Paragon File : 080917A Printed : 9/17/2008 20:53:27
SampleId1 : 0808200-3 **SampleId2 :** **[SAMPLE]**
Analysis commenced : 9/17/2008 15:05:37
Dilution ratio : 1.00000 to 1.00000 Tray : Position : TUBE79

Final concentrations

	Ag	Al	As	B	Ba	Be	Bi	Ca	Cd
	ppm	ppm	ppm	ppm	ppm	ppm	ppm	ppm	ppm
#1	-0.00057	0.01238	-0.00260	0.08131	0.02381	0.00068	0.00270	691.19117	0.00020
#2	0.00049	0.00573	0.00381	0.08262	0.02437	0.00068	-0.00059	705.64549	0.00020
Mean	**-0.00004**	**0.00905**	**0.00061**	**0.08196**	**0.02409**	**0.00068**	**0.00105**	**698.41833**	**0.00020**
%RSD	1829.84625	51.92236	748.35653	1.12650	1.65290	0.07094	220.81930	1.46341	1.48337

	Co	Cr	Cu	Fe	K	Li	Mg	Mn	Mo
	ppm	ppm	ppm	ppm	ppm	ppm	ppm	ppm	ppm
#1	-0.00065	0.00005	0.03268	0.00463	7.98316	0.13162	177.42828	0.00269	0.00010
#2	0.00131	0.00149	0.03435	0.00607	8.02629	0.13230	180.02515	0.00288	-0.00080
Mean	**0.00033**	**0.00077**	**0.03352**	**0.00535**	**8.00473**	**0.13196**	**178.72671**	**0.00279**	**-0.00035**
%RSD	419.43577	131.40670	3.51675	19.04078	0.38096	0.36220	1.02741	4.94471	180.66123

	Na	Ni	P	Pb I	Pb II	S	Sb	Se I	Se II
	ppm	ppm	ppm	ppm	ppm	ppm	ppm	ppm	ppm
#1	123.73015	0.00128	0.01833	-0.02078	0.01215	396.00154	0.00045	0.01911	0.00552
#2	123.70064	0.00186	0.01428	-0.01808	0.00882	401.14417	0.00321	0.00835	0.00175
Mean	**123.71540**	**0.00157**	**0.01630**	**-0.01943**	**0.01048**	**398.57286**	**0.00183**	**0.01373**	**0.00363**
%RSD	0.01687	26.06360	17.57443	9.80183	22.44925	0.91235	106.92858	55.40983	73.47978

	Si	Sn	Sr	Th	Ti	Tl	U	V	Zn
	ppm	ppm	ppm	ppm	ppm	ppm	ppm	ppm	ppm
#1	8.32386	0.00553	6.21831	0.00892	-0.00229	0.00694	0.06030	0.00701	0.11876
#2	8.39111	0.00734	6.29610	0.00780	-0.00215	0.00609	0.08967	0.00746	0.12226
Mean	**8.35748**	**0.00644**	**6.25720**	**0.00836**	**-0.00222**	**0.00652**	**0.07498**	**0.00723**	**0.12051**
%RSD	0.56896	19.83065	0.87909	9.47563	4.61641	9.20706	27.69689	4.40976	2.05259

	Zr	Pb	Se
	ppm	calc	calc
#1	-0.00467	0.00118	0.01005
#2	-0.00370	-0.00014	0.00395
Mean	**-0.00418**	**0.00052**	**0.00700**
%RSD	16.29983	179.27455	61.67081

Method : Paragon File : 080917A Printed : 9/17/2008 20:53:27

SampleId1 : 0808200-4 **SampleId2 :** **[SAMPLE]**
Analysis commenced : 9/17/2008 15:07:36
Dilution ratio : 1.00000 to 1.00000 Tray : Position : TUBE80

Final concentrations

	Ag	Al	As	B	Ba	Be	Bi	Ca	Cd
	ppm	ppm	ppm	ppm	ppm	ppm	ppm	ppm	ppm
#1	0.00014	-0.00563	0.00055	0.02402	0.14795	0.00016	-0.00141	29.81394	0.00013
#2	0.00028	-0.01154	0.00516	0.02465	0.14843	0.00014	0.00252	29.74892	0.00025
Mean	**0.00021**	**-0.00859**	**0.00286**	**0.02433**	**0.14819**	**0.00015**	**0.00055**	**29.78143**	**0.00019**
%RSD	47.85530	48.68822	114.20625	1.82627	0.22870	7.92348	503.15682	0.15438	44.67370

	Co	Cr	Cu	Fe	K	Li	Mg	Mn	Mo
	ppm	ppm	ppm	ppm	ppm	ppm	ppm	ppm	ppm
#1	-0.00005	0.00086	-0.00002	0.00292	2.44650	0.02189	7.37631	0.00042	0.00029
#2	-0.00024	0.00090	0.00017	0.00310	2.44672	0.02195	7.36680	0.00035	-0.00004
Mean	**-0.00014**	**0.00088**	**0.00008**	**0.00301**	**2.44661**	**0.02192**	**7.37156**	**0.00038**	**0.00012**
%RSD	89.97360	2.74493	172.93173	4.23176	0.00645	0.20555	0.09130	11.98115	193.09246

	Na	Ni	P	Pb I	Pb II	S	Sb	Se I	Se II
	ppm	ppm	ppm	ppm	ppm	ppm	ppm	ppm	ppm
#1	5.85771	-0.00047	0.02036	0.00185	0.00067	3.75290	-0.00069	0.00296	0.00286
#2	5.89488	0.00018	0.01327	0.00118	0.00078	3.68849	0.00136	0.00171	-0.00279
Mean	**5.87630**	**-0.00015**	**0.01681**	**0.00151**	**0.00073**	**3.72069**	**0.00034**	**0.00233**	**0.00004**
%RSD	0.44720	311.07305	29.82859	31.45313	10.29368	1.22408	432.09305	37.86231	10751.30348

	Si	Sn	Sr	Th	Ti	Tl	U	V	Zn
	ppm	ppm	ppm	ppm	ppm	ppm	ppm	ppm	ppm
#1	5.93687	0.00303	1.29164	0.02942	0.00004	0.00166	0.01004	0.00669	0.00210
#2	5.95349	-0.00238	1.29383	0.03005	-0.00012	0.00529	0.00025	0.00678	0.00253
Mean	**5.94518**	**0.00032**	**1.29274**	**0.02974**	**-0.00004**	**0.00348**	**0.00515**	**0.00673**	**0.00231**
%RSD	0.19775	1181.84199	0.12029	1.49186	265.71547	73.88982	134.49425	1.01473	13.34152

	Zr	Pb	Se
	ppm	calc	calc
#1	-0.00432	0.00107	0.00289
#2	-0.00464	0.00091	-0.00129
Mean	**-0.00448**	**0.00099**	**0.00080**
%RSD	5.12319	10.99108	369.47050

Method : Paragon File : 080917A Printed : 9/17/2008 20:53:28
SampleId1 : CCV **SampleId2 :** **[CV]**
Analysis commenced : 9/17/2008 15:11:55
Dilution ratio : 1.00000 to 1.00000 Tray : Position : STD6

Final concentrations

	Ag	Al	As	B	Ba	Be	Bi	Ca	Cd
	ppm	ppm	ppm	ppm	ppm	ppm	ppm	ppm	ppm

#1	0.19490	49.08126	0.48586	0.99824	1.01004	0.47506	0.51145	50.20054	0.48260
#2	0.19529	49.20745	0.49220	1.00604	1.01863	0.47757	0.51362	50.46204	0.48572
Mean	**0.19510**	**49.14436**	**0.48903**	**1.00214**	**1.01433**	**0.47631**	**0.51254**	**50.33129**	**0.48416**
%RSD	0.14082	0.18157	0.91625	0.55027	0.59884	0.37279	0.29996	0.36738	0.45526

	Co	**Cr**	**Cu**	**Fe**	**K**	**Li**	**Mg**	**Mn**	**Mo**
	ppm	ppm	ppm	ppm	ppm	ppm	ppm	ppm	ppm
#1	0.49591	0.98381	0.97128	19.31585	51.75425	0.52610	49.38253	0.93532	0.98384
#2	0.49783	0.98802	0.97447	19.42077	51.83409	0.52750	49.59136	0.94047	0.99698
Mean	**0.49687**	**0.98592**	**0.97287**	**19.36831**	**51.79417**	**0.52680**	**49.48694**	**0.93790**	**0.99041**
%RSD	0.27298	0.30150	0.23122	0.38304	0.10900	0.18777	0.29839	0.38796	0.93763

	Na	**Ni**	**P**	**Pb I**	**Pb II**	**S**	**Sb**	**Se I**	**Se II**
	ppm	ppm	ppm	ppm	ppm	ppm	ppm	ppm	ppm
#1	49.78540	0.97370	4.78870	0.99678	0.97095	4.66568	0.50022	0.98859	0.97723
#2	49.87551	0.97766	4.82637	1.00449	0.96833	4.70148	0.50186	0.97929	0.95534
Mean	**49.83046**	**0.97568**	**4.80753**	**1.00063**	**0.96964**	**4.68358**	**0.50104**	**0.98394**	**0.96629**
%RSD	0.12788	0.28761	0.55401	0.54482	0.19110	0.54060	0.23116	0.66821	1.60155

	Si	**Sn**	**Sr**	**Th**	**Ti**	**Tl**	**U**	**V**	**Zn**
	ppm	ppm	ppm	ppm	ppm	ppm	ppm	ppm	ppm
#1	4.97506	0.98957	0.48005	0.19371	0.47194	0.52764	5.04215	0.48947	0.99136
#2	4.98867	0.98872	0.48267	0.20827	0.47578	0.53787	5.04862	0.49235	0.99379
Mean	**4.98187**	**0.98914**	**0.48136**	**0.20099**	**0.47386**	**0.53275**	**5.04538**	**0.49091**	**0.99258**
%RSD	0.19315	0.06038	0.38472	5.12170	0.57359	1.35824	0.09069	0.41382	0.17316

	Zr	**Pb**	**Se**
	ppm	calc	calc
#1	0.96058	0.97955	0.98101
#2	0.96470	0.98037	0.96332
Mean	**0.96264**	**0.97996**	**0.97217**
%RSD	0.30265	0.05913	1.28698

Method : Paragon File : 080917A Printed : 9/17/2008 20:53:28
SampleId1 : CCB **SampleId2 :** **[CB]**
Analysis commenced : 9/17/2008 15:14:09
Dilution ratio : 1.00000 to 1.00000 Tray : Position : STD2

Final concentrations

	Ag	**Al**	**As**	**B**	**Ba**	**Be**	**Bi**	**Ca**	**Cd**
	ppm	ppm	ppm	ppm	ppm	ppm	ppm	ppm	ppm
#1	-0.00060	0.01856	0.00055	-0.00228	0.00019	0.00024	-0.00168	-0.05454	0.00000
#2	-0.00047	0.01737	-0.00237	-0.00174	0.00022	0.00017	-0.00040	-0.05479	-0.00015
Mean	**-0.00053**	**0.01796**	**-0.00091**	**-0.00201**	**0.00020**	**0.00020**	**-0.00104**	**-0.05466**	**-0.00007**
%RSD	16.61804	4.70366	226.56237	18.69475	9.81692	23.39221	86.67629	0.32899	150.76569

	Co	**Cr**	**Cu**	**Fe**	**K**	**Li**	**Mg**	**Mn**	**Mo**
	ppm	ppm	ppm	ppm	ppm	ppm	ppm	ppm	ppm
#1	-0.00050	0.00015	-0.00132	-0.00483	0.23544	0.00494	-0.01938	0.00022	0.00123

#2	0.00029	0.00020	-0.00132	-0.00456	0.23009	0.00491	-0.01710	0.00035	-0.00004
Mean	**-0.00011**	**0.00018**	**-0.00132**	**-0.00469**	**0.23276**	**0.00493**	**-0.01824**	**0.00029**	**0.00059**
%RSD	532.73272	20.61108	0.36922	4.07308	1.62478	0.47765	8.83576	32.12780	151.96416

	Na	**Ni**	**P**	**Pb I**	**Pb II**	**S**	**Sb**	**Se I**	**Se II**
	ppm	ppm	ppm	ppm	ppm	ppm	ppm	ppm	ppm
#1	0.17425	-0.00153	0.00145	-0.00216	0.00308	-0.00661	0.00138	-0.00348	0.00695
#2	0.17360	-0.00089	-0.00024	0.00044	0.00170	-0.00661	0.00024	-0.00631	0.00192
Mean	**0.17392**	**-0.00121**	**0.00060**	**-0.00086**	**0.00239**	**-0.00661**	**0.00081**	**-0.00489**	**0.00444**
%RSD	0.26463	37.11369	198.19410	214.72914	40.80131	0.00000	99.86245	40.90485	80.15157

	Si	**Sn**	**Sr**	**Th**	**Ti**	**Tl**	**U**	**V**	**Zn**
	ppm	ppm	ppm	ppm	ppm	ppm	ppm	ppm	ppm
#1	0.01172	-0.00072	-0.00036	0.04197	-0.00008	-0.00009	-0.01084	-0.00005	-0.00074
#2	0.01290	-0.00072	-0.00036	0.03395	0.00004	0.00451	0.00156	0.00002	0.00079
Mean	**0.01231**	**-0.00072**	**-0.00036**	**0.03796**	**-0.00002**	**0.00221**	**-0.00464**	**-0.00001**	**0.00002**
%RSD	6.81739	0.01330	0.00000	14.92929	375.81602	147.07573	189.07453	351.66995	4936.79965

	Zr	**Pb**	**Se**
	ppm	calc	calc
#1	-0.00267	0.00133	0.00348
#2	-0.00232	0.00128	-0.00082
Mean	**-0.00249**	**0.00131**	**0.00133**
%RSD	9.84486	2.74171	228.33937

Method : Paragon File : 080917A Printed : 9/17/2008 20:53:29
SampleId1 : CRI **SampleId2 :** **[FLEXQC]**
Analysis commenced : 9/17/2008 15:16:25
Dilution ratio : 1.00000 to 1.00000 Tray : Position : STD3

Final concentrations

	Ag	**Al**	**As**	**B**	**Ba**	**Be**	**Bi**	**Ca**	**Cd**
	ppm	ppm	ppm	ppm	ppm	ppm	ppm	ppm	ppm
#1	0.01904	0.53382	0.01157	0.40622	0.42352	0.00997	0.05234	5.36217	0.01063
#2	0.01863	0.52749	0.00674	0.40777	0.42264	0.00989	0.04878	5.35653	0.00967
Mean	**0.01884**	**0.53065**	**0.00915**	**0.40700**	**0.42308**	**0.00993**	**0.05056**	**5.35935**	**0.01015**
%RSD	1.53363	0.84338	37.36206	0.26962	0.14649	0.61307	4.97296	0.07436	6.67206

	Co	**Cr**	**Cu**	**Fe**	**K**	**Li**	**Mg**	**Mn**	**Mo**
	ppm	ppm	ppm	ppm	ppm	ppm	ppm	ppm	ppm
#1	0.10178	0.02193	0.04850	0.19545	4.48451	0.02007	5.02043	0.02978	0.02078
#2	0.10110	0.02100	0.04859	0.19617	4.47625	0.02007	5.02119	0.02972	0.02097
Mean	**0.10144**	**0.02146**	**0.04854**	**0.19581**	**4.48038**	**0.02007**	**5.02081**	**0.02975**	**0.02087**
%RSD	0.47169	3.06243	0.13411	0.26056	0.13032	0.00976	0.01072	0.15446	0.63988

	Na	**Ni**	**P**	**Pb I**	**Pb II**	**S**	**Sb**	**Se I**	**Se II**
	ppm	ppm	ppm	ppm	ppm	ppm	ppm	ppm	ppm
#1	4.53896	0.08221	0.20179	0.00920	0.00670	0.20754	0.12926	0.02038	0.00403
#2	4.54565	0.08165	0.20044	0.00807	0.00903	0.20040	0.12554	0.01375	0.01337

Mean	**4.54231**	**0.08193**	**0.20111**	**0.00863**	**0.00786**	**0.20397**	**0.12740**	**0.01707**	**0.00870**
%RSD	0.10419	0.48553	0.47537	9.22280	21.01206	2.47489	2.06382	27.46924	75.92961

	Si	**Sn**	**Sr**	**Th**	**Ti**	**Tl**	**U**	**V**	**Zn**
	ppm	ppm	ppm	ppm	ppm	ppm	ppm	ppm	ppm
#1	0.11849	0.09636	0.02349	0.07329	0.01962	0.02634	0.21356	0.10293	0.04315
#2	0.11916	0.10053	0.02343	0.07424	0.01963	0.03036	0.21617	0.10413	0.04424
Mean	**0.11883**	**0.09844**	**0.02346**	**0.07376**	**0.01962**	**0.02835**	**0.21486**	**0.10353**	**0.04370**
%RSD	0.39870	2.99464	0.17858	0.91480	0.03485	10.03671	0.85910	0.81467	1.76736

	Zr	**Pb**	**Se**
	ppm	calc	calc
#1	0.05020	0.00753	0.00948
#2	0.05015	0.00871	0.01350
Mean	**0.05018**	**0.00812**	**0.01149**
%RSD	0.06858	10.30819	24.77433

Method : Paragon File : 080917A Printed : 9/17/2008 20:53:29
SampleId1 : ICSA **SampleId2 :** **[FLEXQC]**
Analysis commenced : 9/17/2008 15:18:42
Dilution ratio : 1.00000 to 1.00000 Tray : Position : STD4

Final concentrations

	Ag	**Al**	**As**	**B**	**Ba**	**Be**	**Bi**	**Ca**	**Cd**
	ppm	ppm	ppm	ppm	ppm	ppm	ppm	ppm	ppm
#1	-0.00052	241.46869	-0.00991	-0.00484	0.00016	0.00061	0.00176	243.14946	-0.00010
#2	-0.00033	240.12571	-0.00282	-0.00469	0.00027	0.00057	0.00075	243.75054	0.00029
Mean	**-0.00043**	**240.79720**	**-0.00637**	**-0.00477**	**0.00022**	**0.00059**	**0.00125**	**243.45000**	**0.00010**
%RSD	31.83109	0.39437	78.68358	2.15127	36.71882	4.09127	57.01022	0.17459	282.15774

	Co	**Cr**	**Cu**	**Fe**	**K**	**Li**	**Mg**	**Mn**	**Mo**
	ppm	ppm	ppm	ppm	ppm	ppm	ppm	ppm	ppm
#1	0.00232	-0.00101	-0.00602	93.41903	0.05560	0.00480	243.66286	0.00314	0.00024
#2	0.00311	-0.00009	-0.00556	93.62354	0.06429	0.00478	243.72817	0.00327	-0.00066
Mean	**0.00272**	**-0.00055**	**-0.00579**	**93.52129**	**0.05995**	**0.00479**	**243.69551**	**0.00321**	**-0.00021**
%RSD	20.74190	119.16165	5.61145	0.15463	10.25096	0.24560	0.01895	2.86275	302.82400

	Na	**Ni**	**P**	**Pb I**	**Pb II**	**S**	**Sb**	**Se I**	**Se II**
	ppm	ppm	ppm	ppm	ppm	ppm	ppm	ppm	ppm
#1	0.17983	0.00098	0.01327	-0.00546	0.00606	0.02194	0.00293	-0.00147	-0.00114
#2	0.17908	0.00045	0.01766	0.00808	0.00113	0.01480	0.00363	-0.00351	-0.01079
Mean	**0.17946**	**0.00071**	**0.01546**	**0.00131**	**0.00360**	**0.01837**	**0.00328**	**-0.00249**	**-0.00596**
%RSD	0.29312	52.15628	20.07853	732.34737	97.10320	27.47856	15.25512	57.85375	114.45817

	Si	**Sn**	**Sr**	**Th**	**Ti**	**Tl**	**U**	**V**	**Zn**
	ppm	ppm	ppm	ppm	ppm	ppm	ppm	ppm	ppm
#1	0.00586	-0.00141	0.00102	-0.03341	-0.00053	-0.00402	0.03716	-0.00003	0.00515
#2	0.01202	0.00456	0.00109	-0.03261	-0.00019	-0.00606	0.05203	0.00031	0.00668
Mean	**0.00894**	**0.00157**	**0.00106**	**-0.03301**	**-0.00036**	**-0.00504**	**0.04460**	**0.00014**	**0.00592**

%RSD	48.76948	268.20389	4.52139	1.70433	68.32345	28.65615	23.58235	175.65570	18.26524

	Zr	Pb	Se
	ppm	calc	calc
#1	0.00413	0.00223	-0.00125
#2	0.00447	0.00344	-0.00837
Mean	**0.00430**	**0.00283**	**-0.00481**
%RSD	5.74575	30.31222	104.69390

Method : Paragon File : 080917A Printed : 9/17/2008 20:53:30
SampleId1 : ICSAB SampleId2 : [FLEXQC]
Analysis commenced : 9/17/2008 15:20:58
Dilution ratio : 1.00000 to 1.00000 Tray : Position : STD5

Final concentrations

	Ag	Al	As	B	Ba	Be	Bi	Ca	Cd
	ppm	ppm	ppm	ppm	ppm	ppm	ppm	ppm	ppm
#1	0.19133	244.45814	0.08776	0.98806	0.50445	0.45997	0.52337	259.14237	0.95874
#2	0.19091	244.43209	0.09058	0.98333	0.50385	0.45845	0.51193	259.06653	0.95798
Mean	**0.19112**	**244.44512**	**0.08917**	**0.98569**	**0.50415**	**0.45921**	**0.51765**	**259.10445**	**0.95836**
%RSD	0.15433	0.00754	2.23219	0.33912	0.08335	0.23369	1.56259	0.02070	0.05635

	Co	Cr	Cu	Fe	K	Li	Mg	Mn	Mo
	ppm	ppm	ppm	ppm	ppm	ppm	ppm	ppm	ppm
#1	0.48680	0.45671	0.49304	98.65873	0.18529	1.05981	253.94883	0.45637	0.97019
#2	0.48754	0.45600	0.49237	98.55393	0.18819	1.05839	253.71985	0.45552	0.96895
Mean	**0.48717**	**0.45635**	**0.49271**	**98.60633**	**0.18674**	**1.05910**	**253.83434**	**0.45594**	**0.96957**
%RSD	0.10753	0.10968	0.09544	0.07515	1.09695	0.09476	0.06379	0.13196	0.09021

	Na	Ni	P	Pb I	Pb II	S	Sb	Se I	Se II
	ppm	ppm	ppm	ppm	ppm	ppm	ppm	ppm	ppm
#1	0.18611	0.92843	0.98748	0.04569	0.05159	0.95376	0.59555	0.05096	0.05023
#2	0.18629	0.92735	1.00071	0.04955	0.05378	0.95734	0.58921	0.03990	0.05186
Mean	**0.18620**	**0.92789**	**0.99409**	**0.04762**	**0.05268**	**0.95555**	**0.59238**	**0.04543**	**0.05104**
%RSD	0.07063	0.08219	0.94131	5.72959	2.93959	0.26428	0.75684	17.21620	2.25639

	Si	Sn	Sr	Th	Ti	Tl	U	V	Zn
	ppm	ppm	ppm	ppm	ppm	ppm	ppm	ppm	ppm
#1	0.97110	0.97015	0.94860	0.32526	0.91219	0.09099	9.89111	0.48015	0.94718
#2	0.97188	0.97253	0.94749	0.33246	0.91183	0.09470	9.90889	0.48000	0.94873
Mean	**0.97149**	**0.97134**	**0.94805**	**0.32886**	**0.91201**	**0.09284**	**9.90000**	**0.48007**	**0.94796**
%RSD	0.05676	0.17329	0.08264	1.54712	0.02781	2.82643	0.12696	0.02282	0.11532

	Zr	Pb	Se
	ppm	calc	calc
#1	0.46653	0.04963	0.05047
#2	0.46541	0.05237	0.04787
Mean	**0.46597**	**0.05100**	**0.04917**
%RSD	0.16909	3.80715	3.73419

ted: 9/17/2008 20:54:46 User: ROY FRENCH
Method : Paragon File : 080917A Printed : 9/17/2008 20:53:30
SampleId1 : CCV SampleId2 : [CV]
Analysis commenced : 9/17/2008 15:23:15
Dilution ratio : 1.00000 to 1.00000 Tray : Position : STD6

Final concentrations

	Ag	Al	As	B	Ba	Be	Bi	Ca	Cd
	ppm	ppm	ppm	ppm	ppm	ppm	ppm	ppm	ppm
#1	0.19039	47.84688	0.47998	0.96657	0.98800	0.45883	0.50285	48.63976	0.47145
#2	0.19114	47.78582	0.47025	0.96564	0.98504	0.45825	0.50374	48.63003	0.47109
Mean	**0.19077**	**47.81635**	**0.47511**	**0.96610**	**0.98652**	**0.45854**	**0.50329**	**48.63489**	**0.47127**
%RSD	0.27576	0.09030	1.44806	0.06776	0.21198	0.08895	0.12525	0.01415	0.05464

	Co	Cr	Cu	Fe	K	Li	Mg	Mn	Mo
	ppm	ppm	ppm	ppm	ppm	ppm	ppm	ppm	ppm
#1	0.47731	0.95327	0.94598	18.71560	50.82607	0.51243	47.99350	0.90822	0.96048
#2	0.47737	0.95271	0.94550	18.69408	50.76326	0.51156	47.92726	0.90703	0.95687
Mean	**0.47734**	**0.95299**	**0.94574**	**18.70484**	**50.79467**	**0.51199**	**47.96038**	**0.90762**	**0.95868**
%RSD	0.00883	0.04177	0.03564	0.08133	0.08743	0.12048	0.09766	0.09247	0.26667

	Na	Ni	P	Pb I	Pb II	S	Sb	Se I	Se II
	ppm	ppm	ppm	ppm	ppm	ppm	ppm	ppm	ppm
#1	48.87141	0.94226	4.67781	0.96509	0.93808	4.56542	0.48735	0.95025	0.93756
#2	48.84093	0.93886	4.72133	0.96724	0.93704	4.54394	0.48565	0.95279	0.94441
Mean	**48.85617**	**0.94056**	**4.69957**	**0.96616**	**0.93756**	**4.55468**	**0.48650**	**0.95152**	**0.94098**
%RSD	0.04411	0.25565	0.65480	0.15780	0.07860	0.33351	0.24759	0.18900	0.51494

	Si	Sn	Sr	Th	Ti	Tl	U	V	Zn
	ppm	ppm	ppm	ppm	ppm	ppm	ppm	ppm	ppm
#1	4.81883	0.94492	0.47023	0.19499	0.46246	0.51363	4.90452	0.47525	0.94674
#2	4.80793	0.94730	0.46904	0.19367	0.46149	0.51517	4.91958	0.47599	0.95072
Mean	**4.81338**	**0.94611**	**0.46964**	**0.19433**	**0.46198**	**0.51440**	**4.91205**	**0.47562**	**0.94873**
%RSD	0.16013	0.17792	0.17778	0.47986	0.14819	0.21160	0.21680	0.10984	0.29629

	Zr	Pb	Se
	ppm	calc	calc
#1	0.93527	0.94707	0.94178
#2	0.93411	0.94710	0.94720
Mean	**0.93469**	**0.94709**	**0.94449**
%RSD	0.08820	0.00171	0.40560

Method : Paragon File : 080917A Printed : 9/17/2008 20:53:31
SampleId1 : CCB SampleId2 : [CB]
Analysis commenced : 9/17/2008 15:25:29
Dilution ratio : 1.00000 to 1.00000 Tray : Position : STD2

Final concentrations

	Ag	Al	As	B	Ba	Be	Bi	Ca	Cd
	ppm	ppm	ppm	ppm	ppm	ppm	ppm	ppm	ppm
#1	0.00020	0.02112	-0.00687	-0.00174	0.00022	-0.00005	-0.00142	-0.05657	0.00025
#2	0.00000	0.02097	0.00066	-0.00252	0.00010	-0.00007	-0.00104	-0.05657	0.00013
Mean	**0.00010**	**0.02104**	**-0.00311**	**-0.00213**	**0.00016**	**-0.00006**	**-0.00123**	**-0.05657**	**0.00019**
%RSD	140.92898	0.51751	171.56270	25.65105	49.59595	19.04330	21.90468	0.00000	45.22880

	Co	Cr	Cu	Fe	K	Li	Mg	Mn	Mo
	ppm	ppm	ppm	ppm	ppm	ppm	ppm	ppm	ppm
#1	-0.00069	0.00043	-0.00161	-0.00492	0.13493	0.00445	-0.01976	0.00016	0.00114
#2	-0.00044	0.00067	-0.00113	-0.00501	0.13582	0.00445	-0.01900	0.00035	0.00024
Mean	**-0.00057**	**0.00055**	**-0.00137**	**-0.00496**	**0.13538**	**0.00445**	**-0.01938**	**0.00025**	**0.00069**
%RSD	30.65410	30.26267	24.27852	1.28375	0.46558	0.08815	2.77206	54.36718	92.25211

	Na	Ni	P	Pb I	Pb II	S	Sb	Se I	Se II
	ppm	ppm	ppm	ppm	ppm	ppm	ppm	ppm	ppm
#1	0.16388	-0.00042	-0.00261	0.00687	0.00052	0.00052	0.00426	-0.00768	0.00357
#2	0.16346	-0.00127	0.00651	0.00037	-0.00099	0.00052	0.00075	-0.00536	-0.00735
Mean	**0.16367**	**-0.00085**	**0.00195**	**0.00362**	**-0.00023**	**0.00052**	**0.00250**	**-0.00652**	**-0.00189**
%RSD	0.18076	71.19025	330.08123	127.13483	456.09305	0.00000	99.03791	25.21938	408.90366

	Si	Sn	Sr	Th	Ti	Tl	U	V	Zn
	ppm	ppm	ppm	ppm	ppm	ppm	ppm	ppm	ppm
#1	0.00913	0.00678	-0.00038	0.02981	-0.00022	0.00327	0.00678	0.00057	0.00057
#2	0.00618	0.00609	-0.00038	0.02981	-0.00021	-0.00506	0.00156	-0.00037	-0.00074
Mean	**0.00765**	**0.00643**	**-0.00038**	**0.02981**	**-0.00022**	**-0.00090**	**0.00417**	**0.00010**	**-0.00009**
%RSD	27.32047	7.63090	0.00000	0.00717	6.35378	657.46656	88.46058	662.47855	1061.34392

	Zr	Pb	Se
	ppm	calc	calc
#1	-0.00176	0.00264	-0.00018
#2	-0.00163	-0.00054	-0.00668
Mean	**-0.00170**	**0.00105**	**-0.00343**
%RSD	5.32029	214.14338	134.09697

Method : Paragon File : 080917A Printed : 9/17/2008 20:53:31
SampleId1 : 0808200-5 **SampleId2 :** **[SAMPLE]**
Analysis commenced : 9/17/2008 15:27:43
Dilution ratio : 1.00000 to 1.00000 Tray : Position : TUBE81

Final concentrations

	Ag	Al	As	B	Ba	Be	Bi	Ca	Cd
	ppm	ppm	ppm	ppm	ppm	ppm	ppm	ppm	ppm
#1	-0.00082	0.02697	0.00179	0.09481	0.01536	0.00054	-0.00395	621.27240	-0.00023
#2	-0.00076	0.03164	0.00572	0.09674	0.01545	0.00054	0.00087	620.33888	0.00021
Mean	**-0.00079**	**0.02930**	**0.00375**	**0.09577**	**0.01541**	**0.00054**	**-0.00154**	**620.80564**	**-0.00001**
%RSD	5.94947	11.25637	74.13199	1.42844	0.38770	0.07027	221.74020	0.10633	3158.38451

	Co	Cr	Cu	Fe	K	Li	Mg	Mn	Mo

HEADER INFROMATION FOR ANALYTICAL SEQUENCE MS080917A REM

STANDARD SOLUTIONS

ST080818-14 = 40 PPM - Al; 10 PPM - Pb; 4 PPM - As, Se; 2 PPM – Cd, Ag, Sb, U, Mo; 0.1 PPM – Tl, Th.
EXPIRES: 01/10/10.

CALIBRATION STANDARDS

HIGH STD (200 ppb - Al; 50 ppb - Pb; 20 ppb - As, Se; 10ppb – Cd, Ag, Sb, U, Mo; 0.5ppb – Tl, Th.) Made daily by diluting (ST080818-14) 200 fold, (0.05ml up to a 10 ml final volume).

HIGH/2 LEVEL STD (100 ppb - Al; 25 ppb - Pb; 10 ppb - As, Se; 5ppb –Cd, Ag, Sb, U, Mo; 0.25ppb – Tl, Th.) Made daily by diluting 5.0ml of the HIGH STD calibration standard up to a 10ml final volume, (400 fold dilution of ST080818-14).

MID LEVEL STD (40 ppb - Al; 10 ppb - Pb; 4 ppb - As, Se; 2ppb –Cd, Ag, Sb, U, Mo; 0.1ppb – Tl, Th.) Made daily by diluting 2.0ml of the HIGH STD calibration standard up to a 10ml final volume, (1000 fold dilution of ST080818-14).

LOW LEVEL STD (20 ppb - Al; 5 ppb - Pb; 2 ppb - As, Se; 1ppb – Cd, Ag, Sb, U, Mo; 0.05ppb – Tl, Th) Made daily by diluting 1.0ml of the HIGH STD calibration standard up to a 10ml final volume, (2000 fold dilution of ST080818-14).

LOW/2 LEVEL STD (10 ppb - Al; 2.5 ppb - Pb; 1 ppb - As, Se; 0.5ppb –Cd, Ag, Sb, U, Mo; 0.025ppb – Tl, Th.) Made daily by diluting 0.5ml of the HIGH STD calibration standard up to a 10ml final volume, (4000 fold dilution of ST080818-14).

LOW/10 LEVEL STD (2 ppb - Al; 0.5 ppb - Pb; 0.2 ppb - As, Se; 0.1ppb –Cd, Ag, Sb, U, Mo; 0.005ppb – Tl, Th.) Made daily by diluting 1.0ml of the LOW LEVEL STD calibration standard up to a 10ml final volume, (20,000 fold dilution of ST080818-14).

LOW/20 LEVEL STD (1 ppb - Al; 0.25 ppb - Pb; 0.1 ppb - As, Se; 0.05ppb –Cd, Ag, Sb, U, Mo; 0.0025ppb – Tl, Th.) Made daily by diluting 0.5ml of the LOW LEVEL STD calibration standard up to a 10ml final volume, (40,000 fold dilution of ST080818-14).

LOW/100 LEVEL STD (0.2 ppb - Al; 0.05 ppb - Pb; 0.02 ppb - As, Se; 0.01ppb –Cd, Ag, Sb, U, Mo; 0.0005ppb – Tl, Th.) Made daily by diluting 1.0ml of the LOW/10 LEVEL STD calibration standard up to a 10ml final volume, (200,000 fold dilution of ST080818-14).

INTERFERENCE CHECK SOLUTIONS

ICSA Made daily by diluting 0.1ml of (ST071130-3--EXPIRES: 11/01/08) up to a 10ml final volume, (100 fold dilution). The ICSA working solution contains the following elements and concentrations:

Element	Concentration (PPM)
Cl	212.15
Ca	30
Fe,Na	25
C	20
Al,K,Mg,P,S	10
Mo,Ti	0.2

ICSAB Made daily by diluting 0.1ml of (ST071130-3--EXPIRES: 11/01/08) and 2ml of the HIGH STD calibration standard up to a 10ml final volume. (This solution is a 100 fold dilution of ST071130-3 and a 1000 fold dilution of ST080818-14.) The ICSAB working solution contains the following elements and concentrations:

Element	Concentration (PPM)
Cl	212.15
Ca	30
Fe,Na	25
C	20
Al,K,Mg,P,S	10
Mo,Ti	0.2
Pb	0.01
As,Se	0.004
Ag,Sb,U,Cd	0.002
Tl,Th	0.0001

NOTE: When analyzing for As and/or Se, the ICSA and ICSAB solutions are passed through a cation exchange column.

ICSA_MO – Direct analysis of (ST080818-15 Expires 01-10-10). This solution is custom and made to be as close as possible to the ICSA above, without Mo. This ICSA working solution contains the following elements and concentrations:

Element	Concentration (PPM)
Ca	30
Fe,Na	25
Al,K,Mg,P	10
Ti	0.2

ICSAB_MO Made daily by diluting 0.04ml of (ST071130-7--EXPIRES: 01/23/09) up to a 10ml final volume with ICSA (Mo) solution above (ST080818-15 Expires 01-10-10). (This solution is a 250 fold dilution of ST071130-7.) This ICSAB working solution contains the following elements and concentrations:

Element	Concentration (PPM)
Ca	30
Fe,Na	25
Al,K,Mg,P	10
Ti	0.2
Mo	0.002
Pb	0.01
As,Se	0.004
Ag,Sb,U,Cd	0.002
Tl,Th	0.0001

CALIBRATION CHECK STANDARDS

ICV Made daily by diluting ICV second source intermediate (ST071130-7--EXPIRES: 01/23/09) 200 fold, (0.05ml up to a 10ml final volume). The ICV working solution contains the following elements and concentrations:

Element	Concentration (ppb)
Al	50
Pb	12.5
As,Se	5
Ag,Sb,U,Mo,Cd	2.5
Tl,Th	0.125

CCV Made daily by diluting 2.0ml of the HIGH STD calibration standard up to a 10ml final volume, (1000 fold dilution of ST080818-14). The CCV working solution contains the following elements and concentrations:

Element	Concentration (ppb)
Al	40
Pb	10
As,Se	4
Ag,Sb,U,Mo,Cd	2
Tl,Th	0.1

CRI_LOW/100 Re-analysis of the LOW/100 LEVEL STD (made daily as described above). The CRI working solution contains the following elements and concentrations:

Element	Concentration (ppb)
Al	0.2
As,Se	0.02
U,Mo,Cd,Ag,Sb	0.01
Pb	0.05
Tl,Th	0.0005

CRI_LOW/20 Re-analysis of the LOW/20 LEVEL STD (made daily as described above). The CRI working solution contains the following elements and concentrations:

Element	Concentration (ppb)
Al	1.0
As,Se	0.1
U,Mo,Cd,Ag,Sb	0.05
Pb	0.25
Tl,Th	0.0025

CRI_LOW/10 Re-analysis of the LOW/10 LEVEL STD (made daily as described above). The CRI working solution contains the following elements and concentrations:

Element	Concentration (ppb)
Al	2.0
As,Se	0.2
U,Mo,Cd,Ag,Sb	0.1
Pb	0.5
Tl,Th	0.0050

BLANK

ICB / CCB and all diluent – 1% HNO_3, 1% HCl in double deionized water.

INTERNAL STANDARDS

Internal Standard Intermediate (ST070904-12 --EXPIRES: 08/16/09) contains 1 PPM each of Bi, Rh, In; and 2 PPM each of Ga, Pt. This intermediate is added to all standards and samples in the same proportion of 1 on top of 100. Most often this is done by adding 0.05ml of Internal Standard Intermediate on top of 5ml of sample or standard. The final concentration of internal standard in the working solutions or samples is about 10 ppb In, Rh, Bi; and 20 ppb Ga, Pt.

ACID LOT NUMBERS

HNO_3 – G04026
HCl – G05039

PIPET ID NUMBERS

1.0 to 5.0ml -- M-66
0.1 to 1.0ml – M-60
0.01 to 0.1ml -- M-56

DILUTIONS

2X dilutions made by diluting 5ml of sample to a 10ml final volume.
5X dilutions made by diluting 1ml of sample to a 5ml final volume.
10X dilutions made by diluting 1ml of sample to a 10ml final volume.
50X dilutions made by diluting 0.1ml of sample to a 5ml final volume.
100X dilutions made by diluting 0.1ml of sample to a 10ml final volume.
200X dilutions made by diluting 0.05ml of sample to a 10ml final volume.

ANALYTICAL SPIKES

0809093-8 spiked for Ag and Cd at 2 ppb and Pb at 10 ppb by diluting 0.02ml of (ST071130-7 = 500 ppb Ag and Cd and 2.5 ppm Pb) up to a 5 ml final volume with the 10 fold dilution of the sample.

DAILY MAINTENANCE ITEMS

1. Check / change pump tubing
2. Check / empty drain containers
3. Tune instrument per manufacturer's procedures
4. Perform ten minute stability test (include results with data package)

MONTHLY MAINTENANCE ITEMS

1. Check / clean torch and cones for deposits
2. Check / clean nebulizer and spray chamber
3. Check / fill water recirculating reservoirs
4. Check / fill vacuum pump oil

COMMENTS

Tuning Method Report

Method: D:\MASSLYNX PROJECTS\AUG2002.PRO\ACQUDB\14AUGJTF TUNE

Printed: Wed Sep 17 11:09:10 2008

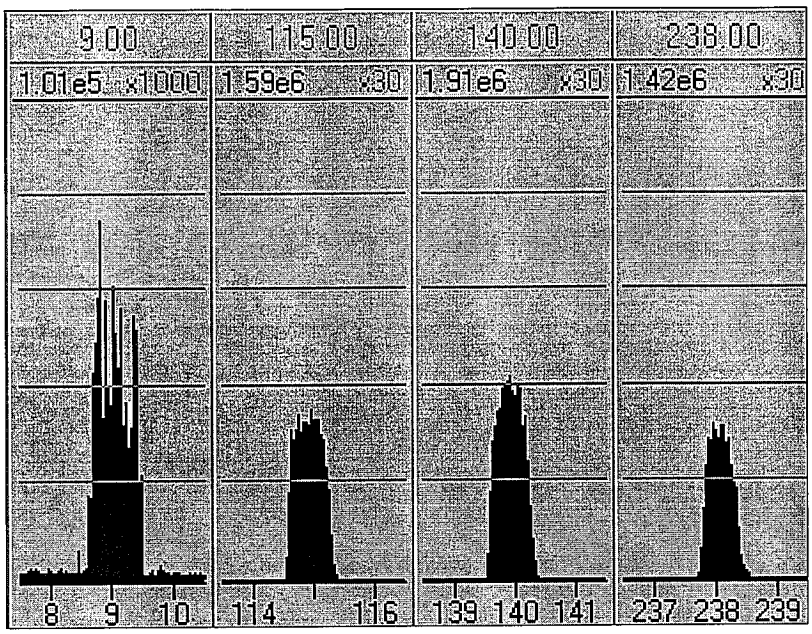

ANALYSER	Set	Rdbk
Cone Lens	75	-90
Hex Exit Lens	400	419
Hex Bias	0.2	
LM Resolution	12.5	
High Resolution	12.5	
Ion Energy	2.0	
Multiplier	530	-545

Pressures	Rdbk
Analyser Vacuum	2.6e-5

TORCH	Set	
X-Axis	2.23	2.20
Y-Axis	0.05	0.06
Z-Axis	0.45	0.45
Forward Power	1355	1351

GAS	Set	
Cool Gas	13.50	13.49
Intermediate Gas	0.72	0.72
Nebuliser Gas 1	0.72	0.72
Nebuliser Gas 2	0.00	0.01
Helium	5.0	5.0
Hydrogen	5.0	5.0
Hexapole Aux	0.00	0.37
Laser Gas	0.00	0.26

Quantify Compound Summary Report
17SEP08

Sample List: D:\MassLynx Projects\AUG2002.PRO\SampleDB\stability 17SEP08
Last modified: Wed Sep 17 11:09:28 2008
Method: D:\MassLynx Projects\AUG2002.PRO\MethDB\Tune QUANT
Last modified: Wed Mar 28 11:37:26 2007
Job Code:

Printed: Wed Sep 17 11:23:31 2008

Compound 1: 9Be

#	File name	Sample ID	PPB	CPS	IS CPS	%StdDev	Aq Date	
1	17SEP08 01			59313		0.045	17-Sep-08	11
2	17SEP08 02			57545		0.046	17-Sep-08	11
3	17SEP08 03			56864		0.073	17-Sep-08	11
4	17SEP08 04			56831		0.044	17-Sep-08	11
5	17SEP08 05			56830		0.040	17-Sep-08	11
6	17SEP08 06			56112		0.052	17-Sep-08	11
7	17SEP08 07			56206		0.047	17-Sep-08	11
8	17SEP08 08			56514		0.056	17-Sep-08	11
9	17SEP08 09			56038		0.049	17-Sep-08	11
10	17SEP08 10			56540		0.062	17-Sep-08	11

Quantify Compound Summary Report
17SEP08

Sample List: D:\MassLynx Projects\AUG2002.PRO\SampleDB\stability 17SEP08
Last modified: Wed Sep 17 11:09:28 2008
Method: D:\MassLynx Projects\AUG2002.PRO\MethDB\Tune QUANT
Last modified: Wed Mar 28 11:37:26 2007
Job Code:

Printed: Wed Sep 17 11:23:31 2008

Compound 2: 24Mg

#	File name	Sample ID	PPB	CPS	IS CPS	%StdDev	Aq Date	
1	17SEP08 01			181221		0.069	17-Sep-08	11
2	17SEP08 02			174688		0.041	17-Sep-08	11
3	17SEP08 03			228503		0.191	17-Sep-08	11
4	17SEP08 04			173669		0.070	17-Sep-08	11
5	17SEP08 05			168110		0.027	17-Sep-08	11
6	17SEP08 06			185650		0.137	17-Sep-08	11
7	17SEP08 07			178935		0.121	17-Sep-08	11
8	17SEP08 08			179090		0.107	17-Sep-08	11
9	17SEP08 09			165445		0.051	17-Sep-08	11
10	17SEP08 10			170642		0.080	17-Sep-08	11

Sample List: D:\MassLynx Projects\AUG2002.PRO\SampleDB\stability 17SEP08
Last modified: Wed Sep 17 11:09:28 2008
Method: D:\MassLynx Projects\AUG2002.PRO\MethDB\Tune QUANT
Last modified: Wed Mar 28 11:37:26 2007
Job Code:

Printed: Wed Sep 17 11:23:31 2008

Compound 3: 59Co

#	File name	Sample ID	PPB	CPS	IS CPS	%StdDev	Aq Date	
1	17SEP08 01			492517		0.017	17-Sep-08	11
2	17SEP08 02			485669		0.017	17-Sep-08	11
3	17SEP08 03			484617		0.025	17-Sep-08	11
4	17SEP08 04			489445		0.017	17-Sep-08	11
5	17SEP08 05			482779		0.014	17-Sep-08	11
6	17SEP08 06			482656		0.017	17-Sep-08	11
7	17SEP08 07			484480		0.017	17-Sep-08	11
8	17SEP08 08			482299		0.020	17-Sep-08	11
9	17SEP08 09			480846		0.016	17-Sep-08	11
10	17SEP08 10			482318		0.015	17-Sep-08	11

Quantify Compound Summary Report
17SEP08

Sample List: D:\MassLynx Projects\AUG2002.PRO\SampleDB\stability 17SEP08
Last modified: Wed Sep 17 11:09:28 2008
Method: D:\MassLynx Projects\AUG2002.PRO\MethDB\Tune QUANT
Last modified: Wed Mar 28 11:37:26 2007
Job Code:

Printed: Wed Sep 17 11:23:31 2008

Compound 4: 60Ni

#	File name	Sample ID	PPB	CPS	IS CPS	%StdDev	Aq Date	
1	17SEP08 01			95673		0.043	17-Sep-08	11
2	17SEP08 02			92901		0.047	17-Sep-08	11
3	17SEP08 03			92503		0.052	17-Sep-08	11
4	17SEP08 04			93605		0.038	17-Sep-08	11
5	17SEP08 05			92377		0.045	17-Sep-08	11
6	17SEP08 06			92242		0.048	17-Sep-08	11
7	17SEP08 07			92203		0.045	17-Sep-08	11
8	17SEP08 08			92013		0.045	17-Sep-08	11
9	17SEP08 09			91973		0.044	17-Sep-08	11
10	17SEP08 10			92228		0.045	17-Sep-08	11

Quantify Compound Summary Report
17SEP08

Sample List: D:\MassLynx Projects\AUG2002.PRO\SampleDB\stability 17SEP08
Last modified: Wed Sep 17 11:09:28 2008
Method: D:\MassLynx Projects\AUG2002.PRO\MethDB\Tune QUANT
Last modified: Wed Mar 28 11:37:26 2007
Job Code:

Printed: Wed Sep 17 11:23:31 2008

Compound 5: 115In

#	File name	Sample ID	PPB	CPS	IS CPS	%StdDev	Aq Date	
1	17SEP08 01			1478053		0.009	17-Sep-08	11
2	17SEP08 02			1469111		0.009	17-Sep-08	11
3	17SEP08 03			1462620		0.013	17-Sep-08	11
4	17SEP08 04			1459200		0.010	17-Sep-08	11
5	17SEP08 05			1456988		0.009	17-Sep-08	11
6	17SEP08 06			1446309		0.008	17-Sep-08	11
7	17SEP08 07			1442889		0.009	17-Sep-08	11
8	17SEP08 08			1440146		0.008	17-Sep-08	11
9	17SEP08 09			1432722		0.009	17-Sep-08	11
10	17SEP08 10			1438976		0.008	17-Sep-08	11

Quantify Compound Summary Report
17SEP08

Sample List: D:\MassLynx Projects\AUG2002.PRO\SampleDB\stability 17SEP08
Last modified: Wed Sep 17 11:09:28 2008
Method: D:\MassLynx Projects\AUG2002.PRO\MethDB\Tune QUANT
Last modified: Wed Mar 28 11:37:26 2007
Job Code:

Printed: Wed Sep 17 11:23:31 2008

Compound 6: 140Ce

#	File name	Sample ID	PPB	CPS	IS CPS	%StdDev	Aq Date	
1	17SEP08 01			1686418		0.006	17-Sep-08	11
2	17SEP08 02			1675100		0.008	17-Sep-08	11
3	17SEP08 03			1664914		0.013	17-Sep-08	11
4	17SEP08 04			1661806		0.006	17-Sep-08	11
5	17SEP08 05			1651054		0.008	17-Sep-08	11
6	17SEP08 06			1653394		0.009	17-Sep-08	11
7	17SEP08 07			1649006		0.008	17-Sep-08	11
8	17SEP08 08			1654217		0.008	17-Sep-08	11
9	17SEP08 09			1638729		0.008	17-Sep-08	11
10	17SEP08 10			1643136		0.008	17-Sep-08	11

Sample List: D:\MassLynx Projects\AUG2002.PRO\SampleDB\stability 17SEP08
Last modified: Wed Sep 17 11:09:28 2008
Method: D:\MassLynx Projects\AUG2002.PRO\MethDB\Tune QUANT
Last modified: Wed Mar 28 11:37:26 2007
Job Code:

Printed: Wed Sep 17 11:23:31 2008

Compound 10: Lead

#	File name	Sample ID	PPB	CPS	IS CPS	%StdDev	Aq Date	
1	17SEP08 01			1220202		0.000	17-Sep-08	11
2	17SEP08 02			1211730		0.000	17-Sep-08	11
3	17SEP08 03			1217655		0.000	17-Sep-08	11
4	17SEP08 04			1206410		0.000	17-Sep-08	11
5	17SEP08 05			1209709		0.000	17-Sep-08	11
6	17SEP08 06			1202935		0.000	17-Sep-08	11
7	17SEP08 07			1200192		0.000	17-Sep-08	11
8	17SEP08 08			1199661		0.000	17-Sep-08	11
9	17SEP08 09			1200645		0.000	17-Sep-08	11
10	17SEP08 10			1205774		0.000	17-Sep-08	11

Sample List: D:\MassLynx Projects\AUG2002.PRO\SampleDB\stability 17SEP08
Last modified: Wed Sep 17 11:09:28 2008
Method: D:\MassLynx Projects\AUG2002.PRO\MethDB\Tune QUANT
Last modified: Wed Mar 28 11:37:26 2007
Job Code:

Printed: Wed Sep 17 11:23:31 2008

Compound 11: 209Bi

#	File name	Sample ID	PPB	CPS	IS CPS	%StdDev	Aq Date	
1	17SEP08 01			1052178		0.011	17-Sep-08	11
2	17SEP08 02			1051922		0.010	17-Sep-08	11
3	17SEP08 03			1051612		0.016	17-Sep-08	11
4	17SEP08 04			1044096		0.011	17-Sep-08	11
5	17SEP08 05			1046876		0.009	17-Sep-08	11
6	17SEP08 06			1041116		0.011	17-Sep-08	11
7	17SEP08 07			1033381		0.012	17-Sep-08	11
8	17SEP08 08			1031790		0.010	17-Sep-08	11
9	17SEP08 09			1033783		0.008	17-Sep-08	11
10	17SEP08 10			1034084		0.009	17-Sep-08	11

Sample List: D:\MassLynx Projects\AUG2002.PRO\SampleDB\stability 17SEP08
Last modified: Wed Sep 17 11:09:28 2008
Method: D:\MassLynx Projects\AUG2002.PRO\MethDB\Tune QUANT
Last modified: Wed Mar 28 11:37:26 2007
Job Code:

Printed: Wed Sep 17 11:23:31 2008

Compound 12: 238U

#	File name	Sample ID	PPB	CPS	IS CPS	%StdDev	Aq Date	
1	17SEP08 01			1412572		0.009	17-Sep-08	11
2	17SEP08 02			1417765		0.009	17-Sep-08	11
3	17SEP08 03			1418569		0.014	17-Sep-08	11
4	17SEP08 04			1414674		0.007	17-Sep-08	11
5	17SEP08 05			1412882		0.009	17-Sep-08	11
6	17SEP08 06			1407378		0.011	17-Sep-08	11
7	17SEP08 07			1405477		0.009	17-Sep-08	11
8	17SEP08 08			1406501		0.006	17-Sep-08	11
9	17SEP08 09			1406098		0.009	17-Sep-08	11
10	17SEP08 10			1401685		0.011	17-Sep-08	11

Sample List: D:\MassLynx Projects\AUG2002.PRO\SampleDB\stability 17SEP08
Last modified: Wed Sep 17 11:09:28 2008
Method: D:\MassLynx Projects\AUG2002.PRO\MethDB\Tune QUANT
Last modified: Wed Mar 28 11:37:26 2007
Job Code:

Printed: Wed Sep 17 11:23:31 2008

Compound 13: 254UO

#	File name	Sample ID	PPB	CPS	IS CPS	%StdDev	Aq Date	
1	17SEP08 01			85355		0.053	17-Sep-08	11
2	17SEP08 02			83270		0.052	17-Sep-08	11
3	17SEP08 03			83127		0.071	17-Sep-08	11
4	17SEP08 04			81704		0.050	17-Sep-08	11
5	17SEP08 05			82110		0.048	17-Sep-08	11
6	17SEP08 06			83081		0.054	17-Sep-08	11
7	17SEP08 07			82906		0.051	17-Sep-08	11
8	17SEP08 08			83159		0.040	17-Sep-08	11
9	17SEP08 09			82563		0.056	17-Sep-08	11
10	17SEP08 10							

Sample List: D:\MassLynx Projects\AUG2002.PRO\SampleDB\stability 17SEP08
Last modified: Wed Sep 17 11:09:28 2008
Method: D:\MassLynx Projects\AUG2002.PRO\MethDB\Tune QUANT
Last modified: Wed Mar 28 11:37:26 2007
Job Code:

Printed: Wed Sep 17 11:23:31 2008

Compound 14: 220BKGD

#	File name	Sample ID	PPB	CPS	IS CPS	%StdDev	Aq Date	
1	17SEP08 01			81		4.856	17-Sep-08	11
2	17SEP08 02			42		9.270	17-Sep-08	11
3	17SEP08 03			41		8.089	17-Sep-08	11
4	17SEP08 04			40		9.588	17-Sep-08	11
5	17SEP08 05			40		9.372	17-Sep-08	11
6	17SEP08 06			44		7.419	17-Sep-08	11
7	17SEP08 07			38		7.669	17-Sep-08	11
8	17SEP08 08			41		8.147	17-Sep-08	11
9	17SEP08 09			35		10.745	17-Sep-08	11
10	17SEP08 10			35		10.531	17-Sep-08	11

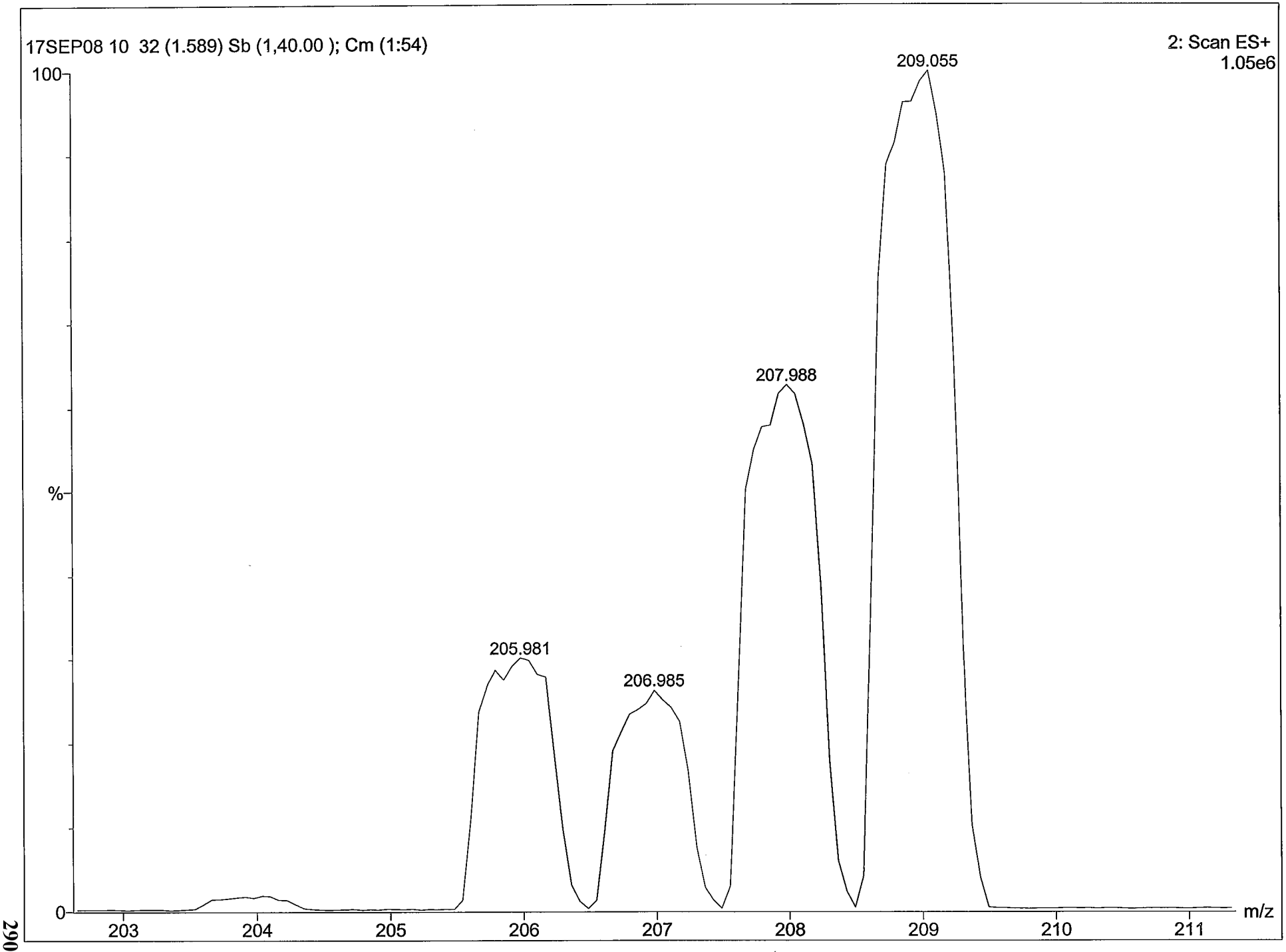
17SEP08 10 32 (1.589) Sb (1,40.00); Cm (1:54)
2: Scan ES+
1.05e6
100
%
0
209.055
207.988
205.981
206.985
203
204
205
206
207
208
209
210
211
m/z

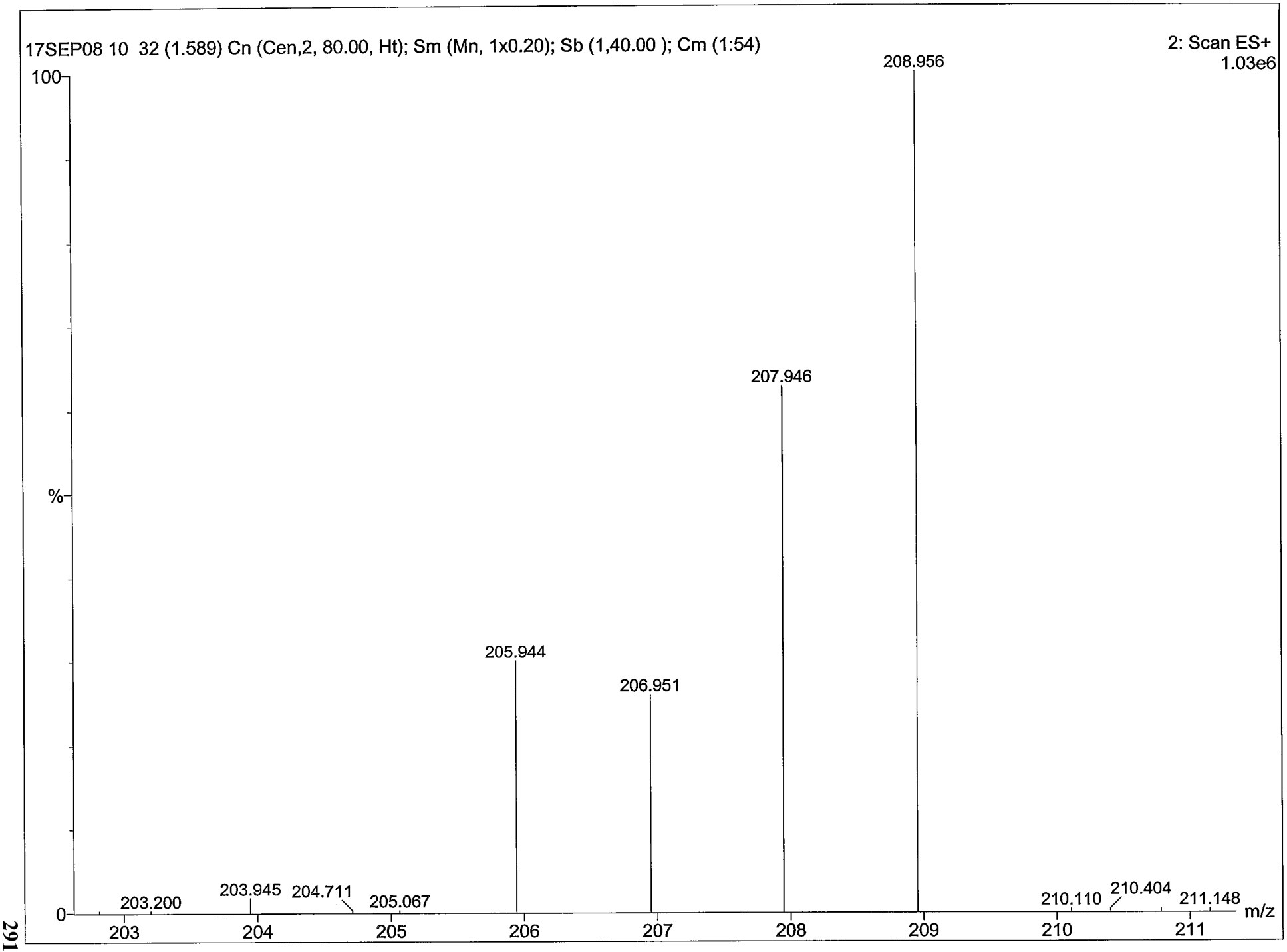
17SEP08 10 32 (1.589) Cn (Cen,2, 80.00, Ht); Sm (Mn, 1x0.20); Sb (1,40.00); Cm (1:54)
2: Scan ES+
1.03e6
100
%
0
208.956
207.946
205.944
206.951
203.200
203.945
204.711
205.067
210.110
210.404
211.148
m/z
203
204
205
206
207
208
209
210
211

Quantify Compound Summary Report
17SEP08A

Sample List: D:\MassLynx Projects\AUG2002.PRO\SampleDB\17SEP08A
Last modified: Thu Sep 18 10:23:48 2008
Method: D:\MassLynx Projects\AUG2002.PRO\MethDB\CD_SB_TL_U_PB_MO_AG_AS_SE+IS
Last modified: Thu Sep 18 10:23:37 2008
Job Code:

Printed: Thu Sep 18 10:25:22 2008

Compound 19: 75As

#	File name	Sample ID	PPB	CPS	IS CPS	%StdDev	Aq Date	AqTime	IS#
1	17SEP08A 01	RINSE	0.013913	905	1323404	1.739	17-Sep-08	11:59:17	2
2	17SEP08A 02	RINSE	0	760	1285609	2.294	17-Sep-08	12:01:34	2
3	17SEP08A 03	RINSE	0	673	1264431	2.484	17-Sep-08	12:04:10	2
4	17SEP08A 04	RINSE	0	570	1256076	2.790	17-Sep-08	12:07:13	2
5	17SEP08A 05	0 STD	0	394	1260521	1.682	17-Sep-08	12:10:15	2
6	17SEP08A 06	L/100 STD	0.030850	983	1264035	1.403	17-Sep-08	12:13:17	2
7	17SEP08A 07	L/20 STD	0.10770	1512	1256169	0.726	17-Sep-08	12:16:21	2
8	17SEP08A 08	L/10 STD	0.21379	2257	1259264	0.692	17-Sep-08	12:19:25	2
9	17SEP08A 09	LOW/2 STD	1.0141	7737	1236596	0.226	17-Sep-08	12:22:28	2
10	17SEP08A 10	LOW STD	1.9323	14397	1259799	0.144	17-Sep-08	12:25:32	2
11	17SEP08A 11	MID STD	4.0116	29353	1258962	0.094	17-Sep-08	12:28:36	2
12	17SEP08A 12	HIGH/2 STD	10.013	74285	1265757	0.044	17-Sep-08	12:31:53	2
13	17SEP08A 13	HIGH STD	19.997	151628	1274484	0.039	17-Sep-08	12:35:41	2
14	17SEP08A 14	HIGH STD READBACK	19.920	149824	1264221	0.035	17-Sep-08	12:39:58	2
15	17SEP08A 15	ICV	5.2065	38554	1274671	0.083	17-Sep-08	12:44:15	2
16	17SEP08A 16	ICB	0.013143	848	1247837	1.939	17-Sep-08	13:04:12	2
17	17SEP08A 17	CRI_L/100	0.044365	1064	1248023	0.795	17-Sep-08	13:07:16	2
18	17SEP08A 18	CRI_L/10	0.22893	2355	1255052	0.528	17-Sep-08	13:10:21	2
19	17SEP08A 19	ICSA ①	7.3108	50029	1174365	0.067	17-Sep-08	13:13:24	2
20	17SEP08A 20	ICSAB	11.341	81622	1224308	0.049	17-Sep-08	13:16:28	2
21	17SEP08A 21	F080915-1MB 10X	0.0068715	808	1253027	2.406	17-Sep-08	13:19:31	2
22	17SEP08A 22	0809093-1 10X	1.6835	13021	1299316	0.156	17-Sep-08	13:24:16	2
23	17SEP08A 23	0809093-2 10X	3.3700	25441	1296524	0.093	17-Sep-08	13:27:21	2
24	17SEP08A 24	0809093-3 10X	3.6668	27364	1282979	0.132	17-Sep-08	13:30:25	2
25	17SEP08A 25	0809093-4 10X	3.5185	26705	1304227	0.087	17-Sep-08	13:33:30	2
26	17SEP08A 26	0809093-5 10X	4.0820	30835	1299875	0.096	17-Sep-08	13:36:35	2
27	17SEP08A 27	CCV	4.1948	31867	1307439	0.083	17-Sep-08	13:39:41	2
28	17SEP08A 28	CCB	0.015528	905	1306322	1.832	17-Sep-08	13:42:46	2
29	17SEP08A 29	0809093-6 10X	1.6260	12521	1291218	0.185	17-Sep-08	13:45:50	2
30	17SEP08A 30	0809093-7 10X	3.4810	25939	1280303	0.088	17-Sep-08	13:48:55	2
31	17SEP08A 31	0809093-9 10X	1.6871	12928	1287378	0.162	17-Sep-08	13:52:02	2

① = do not use for As

Quantify Compound Summary Report
17SEP08A

Sample List: D:\MassLynx Projects\AUG2002.PRO\SampleDB\17SEP08A
Last modified: Thu Sep 18 10:23:48 2008
Method: D:\MassLynx Projects\AUG2002.PRO\MethDB\CD_SB_TL_U_PB_MO_AG_AS_SE+IS
Last modified: Thu Sep 18 10:23:37 2008
Job Code:

Printed: Thu Sep 18 10:25:22 2008

Compound 19: 75As

#	File name	Sample ID	PPB	CPS	IS CPS	%StdDev	Aq Date	AqTime	IS#
32	17SEP08A 32	0809093-8 10X	3.9667	29991	1300783	0.094	17-Sep-08	13:55:07	2
33	17SEP08A 33	0809093-8L 50X	0.84968	6998	1311418	0.280	17-Sep-08	13:58:10	2
34	17SEP08A 34	0809093-8MS 10X	8.5746	64348	1284422	0.068	17-Sep-08	14:01:14	2
35	17SEP08A 35	0809093-8MSD 10X	8.5641	64753	1294127	0.071	17-Sep-08	14:04:18	2
36	17SEP08A 36	ICSA_CEC	0.017455	937	1331991	1.933	17-Sep-08	14:11:12	2
37	17SEP08A 37	ICSAB_CEC	4.0042	31159	1338857	0.081	17-Sep-08	14:14:15	2
38	17SEP08A 38	F080915-1MB 10X	0.0093873	847	1285725	1.912	17-Sep-08	14:17:21	2
39	17SEP08A 39	CCV	4.1620	31373	1297268	0.110	17-Sep-08	14:20:27	2
40	17SEP08A 40	CCB	0.030853	1007	1294871	0.966	17-Sep-08	14:23:31	2
41	17SEP08A 41	IP080917-22~~MB~~ 10X	4.0445	30447	1295337	0.100	17-Sep-08	14:26:35	2
42	17SEP08A 42	0809093-1 10X	0.35734	3350	1293405	0.462	17-Sep-08	14:29:42	2
43	17SEP08A 43	0809093-2 10X	1.9659	15135	1302714	0.134	17-Sep-08	14:32:48	2
44	17SEP08A 44	0809093-3 10X	0.58650	4935	1276416	0.369	17-Sep-08	14:35:54	2
45	17SEP08A 45	0809093-4 10X	0.54410	4659	1283491	0.346	17-Sep-08	14:39:02	2
46	17SEP08A 46	0809093-5 10X	1.4798	11512	1297431	0.187	17-Sep-08	14:42:06	2
47	17SEP08A 47	0809093-6 10X	0.34095	3219	1288169	0.519	17-Sep-08	14:45:10	2
48	17SEP08A 48	0809093-7 10X	0.40092	3651	1288960	0.500	17-Sep-08	14:48:14	2
49	17SEP08A 49	0809093-9 10X	0.42079	3808	1293871	0.417	17-Sep-08	14:51:18	2
50	17SEP08A 50	0809093-8 10X	1.3911	10935	1305833	0.170	17-Sep-08	14:54:23	2
51	17SEP08A 51	CCV	4.2650	31459	1269551	0.095	17-Sep-08	14:57:30	2
52	17SEP08A 52	CCB	0.020599	935	1297036	1.914	17-Sep-08	15:00:34	2
53	17SEP08A 53	0809093-8L 50X	0.31592	3008	1274717	0.440	17-Sep-08	15:03:38	2
54	17SEP08A 54	0809093-8MS 10X	5.6027	41808	1284096	0.075	17-Sep-08	15:06:43	2
55	17SEP08A 55	0809093-8MSD 10X	5.5543	41561	1287703	0.071	17-Sep-08	15:09:49	2
56	17SEP08A 56	ICSA_MO	5.8905	42711	1247325	0.069	17-Sep-08	15:35:27	2
57	17SEP08A 57	ICSAB_MO	9.2610	69831	1288588	0.056	17-Sep-08	15:38:32	2
58	17SEP08A 58	IP080916-1MB 10X	0.040001	1090	1315840	0.866	17-Sep-08	15:45:14	2
59	17SEP08A 59	IM080916-1LCS 10X	4.1486	31383	1301853	0.107	17-Sep-08	15:47:52	2
60	17SEP08A 60	0808200-7 100X	1.7522	13952	1340323	0.186	17-Sep-08	16:01:10	2
61	17SEP08A 61	0808200-7D 100X	1.9830	15933	1360082	0.139	17-Sep-08	16:04:13	2
62	17SEP08A 62	0808200-7L 500X	0.36856	3585	1351564	0.440	17-Sep-08	16:07:18	2

REM 9/17/08

LCS

① do not use for As

Quantify Compound Summary Report
17SEP08A

Sample List: D:\MassLynx Projects\AUG2002.PRO\SampleDB\17SEP08A
Last modified: Thu Sep 18 10:23:48 2008
Method: D:\MassLynx Projects\AUG2002.PRO\MethDB\CD_SB_TL_U_PB_MO_AG_AS_SE+IS
Last modified: Thu Sep 18 10:23:37 2008
Job Code:

Printed: Thu Sep 18 10:25:22 2008

Compound 19: 75As

#	File name	Sample ID	PPB	CPS	IS CPS	%StdDev	Aq Date	AqTime	IS#
63	17SEP08A 63	CCV	4.2371	32745	1330106	0.086	17-Sep-08	16:10:22	2
64	17SEP08A 64	CCB	0.0041891	833	1322263	2.075	17-Sep-08	16:21:16	2
65	17SEP08A 65	0808200-7MS 100X ①	2.1631	16906	1327476	0.152	17-Sep-08	16:24:19	2
66	17SEP08A 66	0808200-7MSD 100X	2.2658	18021	1353053	0.148	17-Sep-08	16:27:25	2
67	17SEP08A 67	0808200-8 10X	1.2017	9572	1309556	0.207	17-Sep-08	16:30:31	2
68	17SEP08A 68	0808200-9 10X	0.78565	6528	1311325	0.284	17-Sep-08	16:35:49	2
69	17SEP08A 69	0808200-10 10X	0.93047	7601	1313164	0.242	17-Sep-08	16:38:55	2
70	17SEP08A 70	0808200-11 10X	1.5175	11908	1310627	0.205	17-Sep-08	16:42:02	2
71	17SEP08A 71	0808200-12 10X	1.0939	8705	1298432	0.259	17-Sep-08	16:45:09	2
72	17SEP08A 72	0808200-13 10X	2.6777	20157	1286959	0.129	17-Sep-08	16:48:16	2
73	17SEP08A 73	0808200-14 10X	2.6508	20262	1306484	0.118	17-Sep-08	16:51:23	2
74	17SEP08A 74	0808200-15 10X	1.3276	10491	1308649	0.199	17-Sep-08	16:54:30	2
75	17SEP08A 75	CCV	4.3020	32013	1280838	0.090	17-Sep-08	16:57:35	2
76	17SEP08A 76	CCB	0.049104	1124	1278999	1.607	17-Sep-08	17:00:40	2
77	17SEP08A 77	0808200-16 10X	1.0388	8271	1293312	0.252	17-Sep-08	17:03:44	2
78	17SEP08A 78	0808200-17 10X	1.2533	9736	1281210	0.214	17-Sep-08	17:06:50	2
79	17SEP08A 79	0808200-18 10X	3.1027	22963	1269341	0.113	17-Sep-08	17:09:55	2
80	17SEP08A 80	0808200-19 10X	0.82622	5222	1003264	0.342	17-Sep-08	17:28:35	2
81	17SEP08A 81	0808200-20 10X	0.67165	4463	1028003	0.290	17-Sep-08	17:31:40	2
82	17SEP08A 82	0808200-21 10X	1.5635	9711	1039197	0.203	17-Sep-08	17:34:46	2
83	17SEP08A 83	0808200-22 10X	1.3669	8674	1052975	0.230	17-Sep-08	17:37:53	2
84	17SEP08A 84	0808200-23 10X	2.6863	16443	1046551	0.173	17-Sep-08	17:41:01	2
85	17SEP08A 85	0808200-24 10X	2.9411	18040	1050903	0.131	17-Sep-08	17:44:07	2
86	17SEP08A 86	0808200-25 10X	1.1706	7943	1113344	0.242	17-Sep-08	17:47:18	2
87	17SEP08A 87	CCV	4.1783	26795	1103663	0.077	17-Sep-08	17:50:26	2
88	17SEP08A 88	CCB	0.041439	912	1090467	2.713	17-Sep-08	17:53:33	2
89	17SEP08A 89	0808200-26 10X	1.4494	9606	1103895	0.210	17-Sep-08	17:56:37	2
90	17SEP08A 90	IP080916-3MB 10X	0.023058	799	1087814	2.367	17-Sep-08	18:05:05	2
91	17SEP08A 91	IM080916-3LCS 10X	3.9137	24589	1080809	0.101	17-Sep-08	18:08:09	2
92	17SEP08A 92	0808200-27 10X	12.277	73693	1019159	0.048	17-Sep-08	18:11:11	2
93	17SEP08A 93	0808200-27D 10X	12.498	79527	1079924	0.049	17-Sep-08	18:14:13	2

① = do not use for As

Quantify Compound Summary Report
17SEP08A

Sample List: D:\MassLynx Projects\AUG2002.PRO\SampleDB\17SEP08A
Last modified: Thu Sep 18 10:23:48 2008
Method: D:\MassLynx Projects\AUG2002.PRO\MethDB\CD_SB_TL_U_PB_MO_AG_AS_SE+IS
Last modified: Thu Sep 18 10:23:37 2008
Job Code:

Printed: Thu Sep 18 10:25:22 2008

Compound 19: 75As

#	File name	Sample ID	PPB	CPS	IS CPS	%StdDev	Aq Date	AqTime	IS#
94	17SEP08A 94	0808200-27L 50X ①	2.8430	20068	1208506	0.131	17-Sep-08	18:17:17	2
95	17SEP08A 95	0808200-27MS 10X	17.321	112128	1090444	0.047	17-Sep-08	18:20:21	2
96	17SEP08A 96	0808200-27MSD 10X	17.578	117050	1121350	0.044	17-Sep-08	18:23:25	2
97	17SEP08A 97	0808200-28 10X	11.499	77407	1144809	0.065	17-Sep-08	18:28:00	2
98	17SEP08A 98	0808200-29 10X	1.0376	7928	1240948	0.269	17-Sep-08	18:32:47	2
99	17SEP08A 99	CCV	4.2669	30055	1212370	0.078	17-Sep-08	18:35:52	2
100	17SEP08A 100	CCB	0.018780	860	1209903	1.950	17-Sep-08	18:40:09	2
101	17SEP08A 101	0808200-30 10X	0.83783	6400	1214441	0.300	17-Sep-08	18:44:56	2
102	17SEP08A 102	0808200-31 10X	0.82144	6298	1216233	0.316	17-Sep-08	18:48:02	2
103	17SEP08A 103	0808200-32 10X	0.35926	3086	1186583	0.513	17-Sep-08	18:51:07	2
104	17SEP08A 104	0808200-33 10X	1.9737	13686	1173527	0.182	17-Sep-08	18:54:13	2
105	17SEP08A 105	0808200-34 10X	0.97885	7161	1181836	0.292	17-Sep-08	18:57:18	2
106	17SEP08A 106	0808200-35 10X	0.57665	4503	1181463	0.397	17-Sep-08	19:00:21	2
107	17SEP08A 107	0808200-36 10X	1.2171	8657	1170525	0.261	17-Sep-08	19:03:24	2
108	17SEP08A 108	0808200-37 10X	1.4522	10194	1169338	0.183	17-Sep-08	19:06:27	2
109	17SEP08A 109	0808200-38 10X	1.1465	8207	1172527	0.218	17-Sep-08	19:09:32	2
110	17SEP08A 110	0808200-39 20X	9.6633	63363	1119558	0.063	17-Sep-08	19:12:37	2
111	17SEP08A 111	CCV	4.2026	29025	1188631	0.074	17-Sep-08	19:15:41	2
112	17SEP08A 112	CCB	0.11019	1413	1160634	1.966	17-Sep-08	19:19:57	2
113	17SEP08A 113	0808200-40 10X	14.317	90950	1074572	0.047	17-Sep-08	19:24:43	2
114	17SEP08A 114	0808200-41 100X	1.1981	9217	1264524	0.146	17-Sep-08	19:27:48	2
115	17SEP08A 115	0808200-42 100X	1.5615	11614	1244300	0.172	17-Sep-08	19:30:53	2
116	17SEP08A 116	0808200-43 10X	0.79223	6085	1213370	0.309	17-Sep-08	19:33:59	2
117	17SEP08A 117	0808200-44 10X	1.1123	8185	1202362	0.244	17-Sep-08	19:37:05	2
118	17SEP08A 118	0808200-45 10X	2.5064	17812	1212835	0.142	17-Sep-08	19:40:12	2
119	17SEP08A 119	0808200-46 10X	1.1115	8183	1202851	0.217	17-Sep-08	19:43:17	2
120	17SEP08A 120	0808200-27MS 50X	3.6625	25644	1203759	0.116	17-Sep-08	19:46:20	2
121	17SEP08A 121	0808200-27MSD 50X	3.6831	26070	1216978	0.110	17-Sep-08	19:49:24	2
122	17SEP08A 122	CCV	4.1621	29335	1212975	0.097	17-Sep-08	19:52:27	2
123	17SEP08A 123	CCB	0.073199	1197	1182394	0.983	17-Sep-08	19:56:43	2
124	17SEP08A 134	RINSE							

①=do not use for As

Quantify Compound Summary Report
17SEP08A

Sample List: D:\MassLynx Projects\AUG2002.PRO\SampleDB\17SEP08A
Last modified: Thu Sep 18 10:23:48 2008
Method: D:\MassLynx Projects\AUG2002.PRO\MethDB\CD_SB_TL_U_PB_MO_AG_AS_SE+IS
Last modified: Thu Sep 18 10:23:37 2008
Job Code:

Printed: Thu Sep 18 10:25:22 2008

Compound 3: 78Se

#	File name	Sample ID	PPB	CPS	IS CPS	%StdDev	Aq Date	AqTime	IS#
1	17SEP08A 01	RINSE	0.0038053	149	1323404	2.828	17-Sep-08	11:59:17	2
2	17SEP08A 02	RINSE	0.015753	169	1285609	2.751	17-Sep-08	12:01:34	2
3	17SEP08A 03	RINSE	0.0081325	151	1264431	2.833	17-Sep-08	12:04:10	2
4	17SEP08A 04	RINSE	0.0040978	142	1256076	2.743	17-Sep-08	12:07:13	2
5	17SEP08A 05	0 STD	0.011884	158	1260521	2.249	17-Sep-08	12:10:15	2
6	17SEP08A 06	L/100 STD	0.021681	178	1264035	2.985	17-Sep-08	12:13:17	2
7	17SEP08A 07	L/20 STD	0.076641	286	1256169	1.668	17-Sep-08	12:16:21	2
8	17SEP08A 08	L/10 STD	0.13250	398	1259264	1.371	17-Sep-08	12:19:25	2
9	17SEP08A 09	LOW/2 STD	1.0699	2242	1236596	0.476	17-Sep-08	12:22:28	2
10	17SEP08A 10	LOW STD	2.0053	4197	1259799	0.381	17-Sep-08	12:25:32	2
11	17SEP08A 11	MID STD	4.0433	8457	1258962	0.171	17-Sep-08	12:28:36	2
12	17SEP08A 12	HIGH/2 STD	9.9627	21514	1265757	0.081	17-Sep-08	12:31:53	2
13	17SEP08A 13	HIGH STD	20.008	44465	1274484	0.085	17-Sep-08	12:35:41	2
14	17SEP08A 14	HIGH STD READBACK	19.966	44016	1264221	0.089	17-Sep-08	12:39:58	2
15	17SEP08A 15	ICV	5.1913	11046	1274671	0.177	17-Sep-08	12:44:15	2
16	17SEP08A 16	ICB	0.028926	190	1247837	2.558	17-Sep-08	13:04:12	2
17	17SEP08A 17	CRI_L/100	0.038548	209	1248023	2.613	17-Sep-08	13:07:16	2
18	17SEP08A 18	CRI_L/10	0.14727	426	1255052	1.248	17-Sep-08	13:10:21	2
19	17SEP08A 19	ICSA ①	0.075362	265	1174365	1.550	17-Sep-08	13:13:24	2
20	17SEP08A 20	ICSAB	4.5366	9245	1224308	0.207	17-Sep-08	13:16:28	2
21	17SEP08A 21	F080915-1MB 10X	0.021454	176	1253027	2.674	17-Sep-08	13:19:31	2
22	17SEP08A 22	0809093-1 10X	0.13121	408	1299316	1.343	17-Sep-08	13:24:16	2
23	17SEP08A 23	0809093-2 10X	0.30385	762	1296524	1.822	17-Sep-08	13:27:21	2
24	17SEP08A 24	0809093-3 10X	0.13620	413	1282979	1.424	17-Sep-08	13:30:25	2
25	17SEP08A 25	0809093-4 10X	0.13870	425	1304227	1.164	17-Sep-08	13:33:30	2
26	17SEP08A 26	0809093-5 10X	1.3716	2990	1299875	0.291	17-Sep-08	13:36:35	2
27	17SEP08A 27	CCV	4.2366	9209	1307439	0.199	17-Sep-08	13:39:41	2
28	17SEP08A 28	CCB	0.028003	197	1306322	2.291	17-Sep-08	13:42:46	2
29	17SEP08A 29	0809093-6 10X	0.10211	346	1291218	1.440	17-Sep-08	13:45:50	2
30	17SEP08A 30	0809093-7 10X	0.10948	358	1280303	1.580	17-Sep-08	13:48:55	2
31	17SEP08A 31	0809093-9 10X	0.097708	336	1287378	1.497	17-Sep-08	13:52:02	2

① - do not use for Se

Quantify Compound Summary Report
17SEP08A

Sample List: D:\MassLynx Projects\AUG2002.PRO\SampleDB\17SEP08A
Last modified: Thu Sep 18 10:23:48 2008
Method: D:\MassLynx Projects\AUG2002.PRO\MethDB\CD_SB_TL_U_PB_MO_AG_AS_SE+IS
Last modified: Thu Sep 18 10:23:37 2008
Job Code:

Printed: Thu Sep 18 10:25:22 2008

Compound 3: 78Se

#	File name	Sample ID	PPB	CPS	IS CPS	%StdDev	Aq Date	AqTime	IS#
32	17SEP08A 32	0809093-8 10X ①	0.66351	1510	1300783	0.676	17-Sep-08	13:55:07	2
33	17SEP08A 33	0809093-8L 50X	0.088416	323	1311418	1.314	17-Sep-08	13:58:10	2
34	17SEP08A 34	0809093-8MS 10X	5.0278	10772	1284422	0.185	17-Sep-08	14:01:14	2
35	17SEP08A 35	0809093-8MSD 10X	5.1323	11084	1294127	0.169	17-Sep-08	14:04:18	2
36	17SEP08A 36	ICSA_CEC	0.030915	207	1331991	2.428	17-Sep-08	14:11:12	2
37	17SEP08A 37	ICSAB_CEC	4.0957	9112	1338857	0.190	17-Sep-08	14:14:15	2
38	17SEP08A 38	F080915-1MB 10X	0.025101	188	1285725	2.896	17-Sep-08	14:17:21	2
39	17SEP08A 39	CCV	4.2168	9094	1297268	0.209	17-Sep-08	14:20:27	2
40	17SEP08A 40	CCB LCS PEM 9-17-08	0.022492	184	1294871	2.233	17-Sep-08	14:23:31	2
41	17SEP08A 41	IP080917-22~~MB~~ 10X	4.0738	8768	1295337	0.193	17-Sep-08	14:26:35	2
42	17SEP08A 42	0809093-1 10X	0.11991	383	1293405	1.357	17-Sep-08	14:29:42	2
43	17SEP08A 43	0809093-2 10X	0.19225	535	1302714	2.439	17-Sep-08	14:32:48	2
44	17SEP08A 44	0809093-3 10X	0.11844	375	1276416	1.635	17-Sep-08	14:35:54	2
45	17SEP08A 45	0809093-4 10X	0.12135	383	1283491	1.291	17-Sep-08	14:39:02	2
46	17SEP08A 46	0809093-5 10X	1.2890	2811	1297431	0.353	17-Sep-08	14:42:06	2
47	17SEP08A 47	0809093-6 10X	0.099570	340	1288169	1.540	17-Sep-08	14:45:10	2
48	17SEP08A 48	0809093-7 10X	0.10388	349	1288960	1.501	17-Sep-08	14:48:14	2
49	17SEP08A 49	0809093-9 10X	0.090040	322	1293871	1.865	17-Sep-08	14:51:18	2
50	17SEP08A 50	0809093-8 10X	0.55906	1298	1305833	0.776	17-Sep-08	14:54:23	2
51	17SEP08A 51	CCV	4.2957	9069	1269551	0.208	17-Sep-08	14:57:30	2
52	17SEP08A 52	CCB	0.023806	187	1297036	2.100	17-Sep-08	15:00:34	2
53	17SEP08A 53	0809093-8L 50X	0.089924	317	1274717	1.503	17-Sep-08	15:03:38	2
54	17SEP08A 54	0809093-8MS 10X	4.5396	9703	1284096	0.223	17-Sep-08	15:06:43	2
55	17SEP08A 55	0809093-8MSD 10X	4.5179	9683	1287703	0.180	17-Sep-08	15:09:49	2
56	17SEP08A 56	ICSA_MO ①	0.065492	262	1247325	1.812	17-Sep-08	15:35:27	2
57	17SEP08A 57	ICSAB_MO	3.5596	7609	1288588	0.180	17-Sep-08	15:38:32	2
58	17SEP08A 58	IP080916-1MB 10X	0.016728	175	1315840	2.080	17-Sep-08	15:45:14	2
59	17SEP08A 59	IM080916-1LCS 10X	4.1885	9064	1301853	0.169	17-Sep-08	15:47:52	2
60	17SEP08A 60	0808200-7 100X	0.31195	805	1340323	1.790	17-Sep-08	16:01:10	2
61	17SEP08A 61	0808200-7D 100X	0.35181	903	1360082	1.434	17-Sep-08	16:04:13	2
62	17SEP08A 62	0808200-7L 500X	0.049158	249	1351564	1.989	17-Sep-08	16:07:18	2

①: do not use for Se

Quantify Compound Summary Report
17SEP08A

Sample List: D:\MassLynx Projects\AUG2002.PRO\SampleDB\17SEP08A
Last modified: Thu Sep 18 10:23:48 2008
Method: D:\MassLynx Projects\AUG2002.PRO\MethDB\CD_SB_TL_U_PB_MO_AG_AS_SE+IS
Last modified: Thu Sep 18 10:23:37 2008
Job Code:

Printed: Thu Sep 18 10:25:22 2008

Compound 3: 78Se

#	File name	Sample ID	PPB	CPS	IS CPS	%StdDev	Aq Date	AqTime	IS#
63	17SEP08A 63	CCV	4.2768	9459	1330106	0.182	17-Sep-08	16:10:22	2
64	17SEP08A 64	CCB	0.013924	170	1322263	2.521	17-Sep-08	16:21:16	2
65	17SEP08A 65	0808200-7MS 100X ①	0.77554	1779	1327476	0.503	17-Sep-08	16:24:19	2
66	17SEP08A 66	0808200-7MSD 100X	0.78464	1833	1353053	0.505	17-Sep-08	16:27:25	2
67	17SEP08A 67	0808200-8 10X	0.14124	432	1309556	1.160	17-Sep-08	16:30:31	2
68	17SEP08A 68	0808200-9 10X	0.11157	371	1311325	1.439	17-Sep-08	16:35:49	2
69	17SEP08A 69	0808200-10 10X	0.11661	382	1313164	1.342	17-Sep-08	16:38:55	2
70	17SEP08A 70	0808200-11 10X	0.40259	976	1310627	0.980	17-Sep-08	16:42:02	2
71	17SEP08A 71	0808200-12 10X	0.24799	648	1298432	2.130	17-Sep-08	16:45:09	2
72	17SEP08A 72	0808200-13 10X	0.24932	645	1286959	2.222	17-Sep-08	16:48:16	2
73	17SEP08A 73	0808200-14 10X	0.13883	426	1306484	1.447	17-Sep-08	16:51:23	2
74	17SEP08A 74	0808200-15 10X	0.21084	576	1308649	2.491	17-Sep-08	16:54:30	2
75	17SEP08A 75	CCV	4.3425	9251	1280838	0.182	17-Sep-08	16:57:35	2
76	17SEP08A 76	CCB	0.023113	183	1278999	3.122	17-Sep-08	17:00:40	2
77	17SEP08A 77	0808200-16 10X	0.087663	317	1293312	1.859	17-Sep-08	17:03:44	2
78	17SEP08A 78	0808200-17 10X	0.11676	373	1281210	1.499	17-Sep-08	17:06:50	2
79	17SEP08A 79	0808200-18 10X	1.3961	2970	1269341	0.386	17-Sep-08	17:09:55	2
80	17SEP08A 80	0808200-19 10X	0.15008	345	1003264	1.282	17-Sep-08	17:28:35	2
81	17SEP08A 81	0808200-20 10X	0.13932	336	1028003	1.772	17-Sep-08	17:31:40	2
82	17SEP08A 82	0808200-21 10X	0.20574	449	1039197	1.182	17-Sep-08	17:34:46	2
83	17SEP08A 83	0808200-22 10X	0.18120	414	1052975	1.238	17-Sep-08	17:37:53	2
84	17SEP08A 84	0808200-23 10X	0.12661	321	1046551	1.320	17-Sep-08	17:41:01	2
85	17SEP08A 85	0808200-24 10X	0.17928	410	1050903	1.189	17-Sep-08	17:44:07	2
86	17SEP08A 86	0808200-25 10X	0.42963	877	1113344	1.345	17-Sep-08	17:47:18	2
87	17SEP08A 87	CCV	4.6578	8561	1103663	0.198	17-Sep-08	17:50:26	2
88	17SEP08A 88	CCB	0.041673	188	1090467	2.984	17-Sep-08	17:53:33	2
89	17SEP08A 89	0808200-26 10X	0.20748	480	1103895	2.304	17-Sep-08	17:56:37	2
90	17SEP08A 90	IP080916-3MB 10X	0.032630	172	1087814	2.108	17-Sep-08	18:05:05	2
91	17SEP08A 91	IM080916-3LCS 10X	4.4255	7958	1080809	0.197	17-Sep-08	18:08:09	2
92	17SEP08A 92	0808200-27 10X	2.8138	4752	1019159	0.231	17-Sep-08	18:11:11	2
93	17SEP08A 93	0808200-27D 10X	2.8499	5100	1079924	0.227	17-Sep-08	18:14:13	2

① = do not use for Se

Quantify Compound Summary Report
17SEP08A

Sample List: D:\MassLynx Projects\AUG2002.PRO\SampleDB\17SEP08A
Last modified: Thu Sep 18 10:23:48 2008
Method: D:\MassLynx Projects\AUG2002.PRO\MethDB\CD_SB_TL_U_PB_MO_AG_AS_SE+IS
Last modified: Thu Sep 18 10:23:37 2008
Job Code:

Printed: Thu Sep 18 10:25:22 2008

Compound 3: 78Se

#	File name	Sample ID	PPB	CPS	IS CPS	%StdDev	Aq Date	AqTime	IS#
94	17SEP08A 94	0808200-27L 50X (1)	0.73236	1536	1208506	0.705	17-Sep-08	18:17:17	2
95	17SEP08A 95	0808200-27MS 10X	7.4250	13659	1090444	0.124	17-Sep-08	18:20:21	2
96	17SEP08A 96	0808200-27MSD 10X	7.4525	14100	1121350	0.138	17-Sep-08	18:23:25	2
97	17SEP08A 97	0808200-28 10X	6.6480	12792	1144809	0.165	17-Sep-08	18:28:00	2
98	17SEP08A 98	0808200-29 10X	0.17870	483	1240948	2.383	17-Sep-08	18:32:47	2
99	17SEP08A 99	CCV	4.6931	9477	1212370	0.146	17-Sep-08	18:35:52	2
100	17SEP08A 100	CCB	0.031948	190	1209903	2.126	17-Sep-08	18:40:09	2
101	17SEP08A 101	0808200-30 10X	0.11282	346	1214441	1.473	17-Sep-08	18:44:56	2
102	17SEP08A 102	0808200-31 10X	0.096444	315	1216233	1.620	17-Sep-08	18:48:02	2
103	17SEP08A 103	0808200-32 10X	0.11865	349	1186583	1.938	17-Sep-08	18:51:07	2
104	17SEP08A 104	0808200-33 10X	0.10940	328	1173527	1.631	17-Sep-08	18:54:13	2
105	17SEP08A 105	0808200-34 10X	0.11939	349	1181836	1.548	17-Sep-08	18:57:18	2
106	17SEP08A 106	0808200-35 10X	0.092702	299	1181463	1.718	17-Sep-08	19:00:21	2
107	17SEP08A 107	0808200-36 10X	0.24197	573	1170525	2.316	17-Sep-08	19:03:24	2
108	17SEP08A 108	0808200-37 10X	0.15758	416	1169338	1.119	17-Sep-08	19:06:27	2
109	17SEP08A 109	0808200-38 10X	0.15374	410	1172527	1.115	17-Sep-08	19:09:32	2
110	17SEP08A 110	0808200-39 20X	0.85946	1651	1119558	0.645	17-Sep-08	19:12:37	2
111	17SEP08A 111	CCV	4.3803	8661	1188631	0.189	17-Sep-08	19:15:41	2
112	17SEP08A 112	CCB	0.037803	193	1160634	2.840	17-Sep-08	19:19:57	2
113	17SEP08A 113	0808200-40 10X	2.5603	4560	1074572	0.239	17-Sep-08	19:24:43	2
114	17SEP08A 114	0808200-41 100X	0.44498	1027	1264524	0.797	17-Sep-08	19:27:48	2
115	17SEP08A 115	0808200-42 100X	0.60998	1338	1244300	0.847	17-Sep-08	19:30:53	2
116	17SEP08A 116	0808200-43 10X	0.083283	289	1213370	1.782	17-Sep-08	19:33:59	2
117	17SEP08A 117	0808200-44 10X	0.27469	651	1202362	2.331	17-Sep-08	19:37:05	2
118	17SEP08A 118	0808200-45 10X	0.14015	398	1212835	1.230	17-Sep-08	19:40:12	2
119	17SEP08A 119	0808200-46 10X	0.14082	396	1202851	1.127	17-Sep-08	19:43:17	2
120	17SEP08A 120	0808200-27MS 50X	1.4891	2998	1203759	0.438	17-Sep-08	19:46:20	2
121	17SEP08A 121	0808200-27MSD 50X	1.5544	3160	1216978	0.443	17-Sep-08	19:49:24	2
122	17SEP08A 122	CCV	4.3421	8760	1212975	0.181	17-Sep-08	19:52:27	2
123	17SEP08A 123	CCB	0.028372	179	1182394	2.625	17-Sep-08	19:56:43	2
124	17SEP08A 134	RINSE							

(1)=do not use for Se.

Quantify Compound Summary Report
17SEP08A

Sample List: D:\MassLynx Projects\AUG2002.PRO\SampleDB\17SEP08A
Last modified: Thu Sep 18 10:23:48 2008
Method: D:\MassLynx Projects\AUG2002.PRO\MethDB\CD_SB_TL_U_PB_MO_AG_AS_SE+IS
Last modified: Thu Sep 18 10:23:37 2008
Job Code:

Printed: Thu Sep 18 10:25:22 2008

Compound 6: 1Cadmium

#	File name	Sample ID	PPB	CPS	IS CPS	%StdDev	Aq Date	AqTime	IS#
1	17SEP08A 01	RINSE	0.0026865	52	1440023	0.000	17-Sep-08	11:59:17	1
2	17SEP08A 02	RINSE	0.0026223	50	1403858	0.000	17-Sep-08	12:01:34	1
3	17SEP08A 03	RINSE	0.0023682	47	1396922	0.000	17-Sep-08	12:04:10	1
4	17SEP08A 04	RINSE	0.0025169	48	1380585	0.000	17-Sep-08	12:07:13	1
5	17SEP08A 05	0 STD	0.0029064	52	1373487	0.000	17-Sep-08	12:10:15	1
6	17SEP08A 06	L/100 STD	0.0099839	130	1388055	0.000	17-Sep-08	12:13:17	1
7	17SEP08A 07	L/20 STD	0.034617	399	1376884	0.000	17-Sep-08	12:16:21	1
8	17SEP08A 08	L/10 STD	0.10735	1191	1371974	0.000	17-Sep-08	12:19:25	1
9	17SEP08A 09	LOW/2 STD	0.48871	5363	1365527	0.000	17-Sep-08	12:22:28	1
10	17SEP08A 10	LOW STD	1.0199	11454	1387474	0.000	17-Sep-08	12:25:32	1
11	17SEP08A 11	MID STD	2.0059	22858	1387567	0.000	17-Sep-08	12:28:36	1
12	17SEP08A 12	HIGH/2 STD	4.9917	59476	1402252	0.000	17-Sep-08	12:31:53	1
13	17SEP08A 13	HIGH STD	10.002	122939	1416867	0.000	17-Sep-08	12:35:41	1
14	17SEP08A 14	HIGH STD READBACK	9.9309	121669	1412212	0.000	17-Sep-08	12:39:58	1
15	17SEP08A 15	ICV	2.5330	29195	1393362	0.000	17-Sep-08	12:44:15	1
16	17SEP08A 16	ICB	0.0025905	48	1353938	0.000	17-Sep-08	13:04:12	1
17	17SEP08A 17	CRI_L/100	0.010363	132	1363363	0.000	17-Sep-08	13:07:16	1
18	17SEP08A 18	CRI_L/10	0.097428	1089	1380143	0.000	17-Sep-08	13:10:21	1
19	17SEP08A 19	ICSA	0.0019647	41	1363596	0.000	17-Sep-08	13:13:24	1
20	17SEP08A 20	ICSAB	2.0219	23501	1414959	0.000	17-Sep-08	13:16:28	1
21	17SEP08A 21	F080915-1MB 10X	0.0022654	44	1355683	0.000	17-Sep-08	13:19:31	1
22	17SEP08A 22	0809093-1 10X	0.00098490	33	1456268	0.000	17-Sep-08	13:24:16	1
23	17SEP08A 23	0809093-2 10X	0	0	1449914	0.000	17-Sep-08	13:27:21	1
24	17SEP08A 24	0809093-3 10X	0.0038629	65	1434857	0.000	17-Sep-08	13:30:25	1
25	17SEP08A 25	0809093-4 10X	0.0050322	79	1443328	0.000	17-Sep-08	13:33:30	1
26	17SEP08A 26	0809093-5 10X	0.051692	616	1448634	0.000	17-Sep-08	13:36:35	1
27	17SEP08A 27	CCV	2.0591	24101	1424198	0.000	17-Sep-08	13:39:41	1
28	17SEP08A 28	CCB	0.0033644	59	1439116	0.000	17-Sep-08	13:42:46	1
29	17SEP08A 29	0809093-6 10X	0.0063748	94	1448751	0.000	17-Sep-08	13:45:50	1
30	17SEP08A 30	0809093-7 10X	0.0041070	68	1441490	0.000	17-Sep-08	13:48:55	1
31	17SEP08A 31	0809093-9 10X	0.0049853	78	1447703	0.000	17-Sep-08	13:52:02	1

Quantify Compound Summary Report
17SEP08A

Sample List: D:\MassLynx Projects\AUG2002.PRO\SampleDB\17SEP08A
Last modified: Thu Sep 18 10:23:48 2008
Method: D:\MassLynx Projects\AUG2002.PRO\MethDB\CD_SB_TL_U_PB_MO_AG_AS_SE+IS
Last modified: Thu Sep 18 10:23:37 2008
Job Code:

Printed: Thu Sep 18 10:25:22 2008

Compound 6: 1Cadmium

#	File name	Sample ID	PPB	CPS	IS CPS	%StdDev	Aq Date	AqTime	IS#
32	17SEP08A 32	0809093-8 10X	0.013132	171	1436951	0.000	17-Sep-08	13:55:07	1
33	17SEP08A 33	0809093-8L 50X	0.0056129	85	1435439	0.000	17-Sep-08	13:58:10	1
34	17SEP08A 34	0809093-8MS 10X	2.0698	24355	1431506	0.000	17-Sep-08	14:01:14	1
35	17SEP08A 35	0809093-8MSD 10X	2.1233	25267	1446610	0.000	17-Sep-08	14:04:18	1
36	17SEP08A 36	ICSA_CEC As, Se only	0.053216	636	1455220	0.000	17-Sep-08	14:11:12	1
37	17SEP08A 37	ICSAB_CEC	0.072793	871	1469556	0.000	17-Sep-08	14:14:15	1
38	17SEP08A 38	F080915-1MB 10X	0.0025573	49	1415983	0.000	17-Sep-08	14:17:21	1
39	17SEP08A 39	CCV	2.0662	23645	1392268	0.000	17-Sep-08	14:20:27	1
40	17SEP08A 40	CCB	0.0028890	53	1409140	0.000	17-Sep-08	14:23:31	1
41	17SEP08A 41	IP080917-22MB 10X	0.0025645	49	1404602	0.000	17-Sep-08	14:26:35	1
42	17SEP08A 42	0809093-1 10X	0.0030406	55	1419567	0.000	17-Sep-08	14:29:42	1
43	17SEP08A 43	0809093-2 10X	0	0	1421708	0.000	17-Sep-08	14:32:48	1
44	17SEP08A 44	0809093-3 10X	0.0020320	44	1421312	0.000	17-Sep-08	14:35:54	1
45	17SEP08A 45	0809093-4 10X	0.00098780	32	1429318	0.000	17-Sep-08	14:39:02	1
46	17SEP08A 46	0809093-5 10X	0.025037	309	1450403	0.000	17-Sep-08	14:42:06	1
47	17SEP08A 47	0809093-6 10X	0.0019832	43	1427503	0.000	17-Sep-08	14:45:10	1
48	17SEP08A 48	0809093-7 10X	0.0029287	54	1425478	0.000	17-Sep-08	14:48:14	1
49	17SEP08A 49	0809093-9 10X	0.0031350	56	1426013	0.000	17-Sep-08	14:51:18	1
50	17SEP08A 50	0809093-8 10X	0.0019748	44	1444608	0.000	17-Sep-08	14:54:23	1
51	17SEP08A 51	CCV	2.0714	23646	1388730	0.000	17-Sep-08	14:57:30	1
52	17SEP08A 52	CCB	0.0048665	75	1417379	0.000	17-Sep-08	15:00:34	1
53	17SEP08A 53	0809093-8L 50X	0.0036638	61	1400902	0.000	17-Sep-08	15:03:38	1
54	17SEP08A 54	0809093-8MS 10X	0.0056623	84	1408163	0.000	17-Sep-08	15:06:43	1
55	17SEP08A 55	0809093-8MSD 10X	0.0038609	64	1419148	0.000	17-Sep-08	15:09:49	1
56	17SEP08A 56	ICSA_MO Mo only	0.0073913	103	1402996	0.000	17-Sep-08	15:35:27	1
57	17SEP08A 57	ICSAB_MO	1.8263	21770	1455174	0.000	17-Sep-08	15:38:32	1
58	17SEP08A 58	IP080916-1MB 10X	0.0026011	50	1426362	0.000	17-Sep-08	15:45:14	1
59	17SEP08A 59	IM080916-1LCS 10X	2.0548	24109	1427689	0.000	17-Sep-08	15:47:52	1
60	17SEP08A 60	0808200-7 100X	0.012107	164	1484032	0.000	17-Sep-08	16:01:10	1
61	17SEP08A 61	0808200-7D 100X	0.010743	147	1470953	0.000	17-Sep-08	16:04:13	1
62	17SEP08A 62	0808200-7L 500X	0.0041830	70	1472768	0.000	17-Sep-08	16:07:18	1

Quantify Compound Summary Report
17SEP08A

Sample List: D:\MassLynx Projects\AUG2002.PRO\SampleDB\17SEP08A
Last modified: Thu Sep 18 10:23:48 2008
Method: D:\MassLynx Projects\AUG2002.PRO\MethDB\CD_SB_TL_U_PB_MO_AG_AS_SE+IS
Last modified: Thu Sep 18 10:23:37 2008
Job Code:

Printed: Thu Sep 18 10:25:22 2008

Compound 6: 1Cadmium

#	File name	Sample ID	PPB	CPS	IS CPS	%StdDev	Aq Date	AqTime	IS#
63	17SEP08A 63	CCV	2.0606	24148	1425874	0.000	17-Sep-08	16:10:22	1
64	17SEP08A 64	CCB	0.0032196	57	1430947	0.000	17-Sep-08	16:21:16	1
65	17SEP08A 65	0808200-7MS 100X	0.21751	2545	1456477	0.000	17-Sep-08	16:24:19	1
66	17SEP08A 66	0808200-7MSD 100X	0.23462	2752	1460573	0.000	17-Sep-08	16:27:25	1
67	17SEP08A 67	0808200-8 10X	0.019742	247	1441978	0.000	17-Sep-08	16:30:31	1
68	17SEP08A 68	0808200-9 10X	0.0086050	119	1434740	0.000	17-Sep-08	16:35:49	1
69	17SEP08A 69	0808200-10 10X	0.0042196	69	1440559	0.000	17-Sep-08	16:38:55	1
70	17SEP08A 70	0808200-11 10X	0.0062548	93	1450868	0.000	17-Sep-08	16:42:02	1
71	17SEP08A 71	0808200-12 10X	0.0048340	76	1429946	0.000	17-Sep-08	16:45:09	1
72	17SEP08A 72	0808200-13 10X	0.14877	1716	1431971	0.000	17-Sep-08	16:48:16	1
73	17SEP08A 73	0808200-14 10X	0.0044148	71	1429900	0.000	17-Sep-08	16:51:23	1
74	17SEP08A 74	0808200-15 10X	0.0037067	64	1451334	0.000	17-Sep-08	16:54:30	1
75	17SEP08A 75	CCV	2.0670	23579	1387846	0.000	17-Sep-08	16:57:35	1
76	17SEP08A 76	CCB	0.010771	139	1389475	0.000	17-Sep-08	17:00:40	1
77	17SEP08A 77	0808200-16 10X	0.0028687	53	1430668	0.000	17-Sep-08	17:03:44	1
78	17SEP08A 78	0808200-17 10X	0.0014471	37	1419148	0.000	17-Sep-08	17:06:50	1
79	17SEP08A 79	0808200-18 10X	0.0029527	54	1414470	0.000	17-Sep-08	17:09:55	1
80	17SEP08A 80	0808200-19 10X	0.0048745	57	1075666	0.000	17-Sep-08	17:28:35	1
81	17SEP08A 81	0808200-20 10X	0.0041434	52	1089792	0.000	17-Sep-08	17:31:40	1
82	17SEP08A 82	0808200-21 10X	0.0049008	60	1113460	0.000	17-Sep-08	17:34:46	1
83	17SEP08A 83	0808200-22 10X	0.0049887	61	1134127	0.000	17-Sep-08	17:37:53	1
84	17SEP08A 84	0808200-23 10X	0.0027519	42	1141923	0.000	17-Sep-08	17:41:01	1
85	17SEP08A 85	0808200-24 10X	0.069450	651	1149463	0.000	17-Sep-08	17:44:07	1
86	17SEP08A 86	0808200-25 10X	0.0044284	59	1189609	0.000	17-Sep-08	17:47:18	1
87	17SEP08A 87	CCV	1.9936	19074	1165219	0.000	17-Sep-08	17:50:26	1
88	17SEP08A 88	CCB	0.0043587	57	1156189	0.000	17-Sep-08	17:53:33	1
89	17SEP08A 89	0808200-26 10X	0.0048578	63	1181929	0.000	17-Sep-08	17:56:37	1
90	17SEP08A 90	IP080916-3MB 10X	0.0047342	60	1150511	0.000	17-Sep-08	18:05:05	1
91	17SEP08A 91	IM080916-3LCS 10X	1.9743	18692	1153327	0.000	17-Sep-08	18:08:09	1
92	17SEP08A 92	0808200-27 10X	0.027804	268	1138409	0.000	17-Sep-08	18:11:11	1
93	17SEP08A 93	0808200-27D 10X	0.028872	289	1184210	0.000	17-Sep-08	18:14:13	1

Quantify Compound Summary Report
17SEP08A

Sample List: D:\MassLynx Projects\AUG2002.PRO\SampleDB\17SEP08A
Last modified: Thu Sep 18 10:23:48 2008
Method: D:\MassLynx Projects\AUG2002.PRO\MethDB\CD_SB_TL_U_PB_MO_AG_AS_SE+IS
Last modified: Thu Sep 18 10:23:37 2008
Job Code:

Printed: Thu Sep 18 10:25:22 2008

Compound 6: 1Cadmium

#	File name	Sample ID	PPB	CPS	IS CPS	%StdDev	Aq Date	AqTime	IS#
94	17SEP08A 94	0808200-27L 50X	0.0092213	114	1297850	0.000	17-Sep-08	18:17:17	1
95	17SEP08A 95	0808200-27MS 10X	1.9299	19078	1205015	0.000	17-Sep-08	18:20:21	1
96	17SEP08A 96	0808200-27MSD 10X	1.9572	19859	1236364	0.000	17-Sep-08	18:23:25	1
97	17SEP08A 97	0808200-28 10X	0.010801	122	1216372	0.000	17-Sep-08	18:28:00	1
98	17SEP08A 98	0808200-29 10X	0.0047047	69	1322938	0.000	17-Sep-08	18:32:47	1
99	17SEP08A 99	CCV	2.0899	21828	1270319	0.000	17-Sep-08	18:35:52	1
100	17SEP08A 100	CCB	0.0042050	60	1256564	0.000	17-Sep-08	18:40:09	1
101	17SEP08A 101	0808200-30 10X	0.0057452	77	1280884	0.000	17-Sep-08	18:44:56	1
102	17SEP08A 102	0808200-31 10X	0.0054174	74	1282002	0.000	17-Sep-08	18:48:02	1
103	17SEP08A 103	0808200-32 10X	0.0040267	59	1262662	0.000	17-Sep-08	18:51:07	1
104	17SEP08A 104	0808200-33 10X	0.0053874	72	1252189	0.000	17-Sep-08	18:54:13	1
105	17SEP08A 105	0808200-34 10X	0.0044266	62	1253981	0.000	17-Sep-08	18:57:18	1
106	17SEP08A 106	0808200-35 10X	0.0059499	77	1251165	0.000	17-Sep-08	19:00:21	1
107	17SEP08A 107	0808200-36 10X	0.011561	133	1248791	0.000	17-Sep-08	19:03:24	1
108	17SEP08A 108	0808200-37 10X	0.0041307	59	1248116	0.000	17-Sep-08	19:06:27	1
109	17SEP08A 109	0808200-38 10X	0.0035849	54	1247651	0.000	17-Sep-08	19:09:32	1
110	17SEP08A 110	0808200-39 20X	0.010720	119	1193961	0.000	17-Sep-08	19:12:37	1
111	17SEP08A 111	CCV	2.0796	21094	1233827	0.000	17-Sep-08	19:15:41	1
112	17SEP08A 112	CCB	0.0046774	63	1225379	0.000	17-Sep-08	19:19:57	1
113	17SEP08A 113	0808200-40 10X	0.020041	204	1175436	0.000	17-Sep-08	19:24:43	1
114	17SEP08A 114	0808200-41 100X	0.0019256	40	1337763	0.000	17-Sep-08	19:27:48	1
115	17SEP08A 115	0808200-42 100X	0.0084621	108	1318400	0.000	17-Sep-08	19:30:53	1
116	17SEP08A 116	0808200-43 10X	0.0033717	53	1289728	0.000	17-Sep-08	19:33:59	1
117	17SEP08A 117	0808200-44 10X	0.0036559	56	1284166	0.000	17-Sep-08	19:37:05	1
118	17SEP08A 118	0808200-45 10X	0.0051320	71	1287261	0.000	17-Sep-08	19:40:12	1
119	17SEP08A 119	0808200-46 10X	0.0042068	61	1278720	0.000	17-Sep-08	19:43:17	1
120	17SEP08A 120	0808200-27MS 50X	0.42198	4365	1287843	0.000	17-Sep-08	19:46:20	1
121	17SEP08A 121	0808200-27MSD 50X	0.40440	4215	1297780	0.000	17-Sep-08	19:49:24	1
122	17SEP08A 122	CCV	2.0338	21383	1279744	0.000	17-Sep-08	19:52:27	1
123	17SEP08A 123	CCB	0.0051655	69	1247651	0.000	17-Sep-08	19:56:43	1
124	17SEP08A 134	RINSE							

Quantify Compound Summary Report
17SEP08A

Sample List: D:\MassLynx Projects\AUG2002.PRO\SampleDB\17SEP08A
Last modified: Thu Sep 18 10:23:48 2008
Method: D:\MassLynx Projects\AUG2002.PRO\MethDB\CD_SB_TL_U_PB_MO_AG_AS_SE+IS
Last modified: Thu Sep 18 10:23:37 2008
Job Code:

Printed: Thu Sep 18 10:25:22 2008

Compound 18: 0Lead

#	File name	Sample ID	PPB	CPS	IS CPS	%StdDev	Aq Date	AqTime	IS#
1	17SEP08A 01	RINSE	0.00045758	545	1000076	0.000	17-Sep-08	11:59:17	7
2	17SEP08A 02	RINSE	0.00050747	546	991604	0.000	17-Sep-08	12:01:34	7
3	17SEP08A 03	RINSE	0.00055232	547	984320	0.000	17-Sep-08	12:04:10	7
4	17SEP08A 04	RINSE	0	456	979782	0.000	17-Sep-08	12:07:13	7
5	17SEP08A 05	0 STD	0	456	973079	0.000	17-Sep-08	12:10:15	7
6	17SEP08A 06	L/100 STD	0.054825	6560	976570	0.000	17-Sep-08	12:13:17	7
7	17SEP08A 07	L/20 STD	0.23042	25971	974127	0.000	17-Sep-08	12:16:21	7
8	17SEP08A 08	L/10 STD	0.48242	54634	987951	0.000	17-Sep-08	12:19:25	7
9	17SEP08A 09	LOW/2 STD	2.4906	277228	975034	0.000	17-Sep-08	12:22:28	7
10	17SEP08A 10	LOW STD	5.0462	566087	979922	0.000	17-Sep-08	12:25:32	7
11	17SEP08A 11	MID STD	10.012	1140033	988951	0.000	17-Sep-08	12:28:36	7
12	17SEP08A 12	HIGH/2 STD	24.979	2874973	988835	0.000	17-Sep-08	12:31:53	7
13	17SEP08A 13	HIGH STD	50.005	5855186	1011875	0.000	17-Sep-08	12:35:41	7
14	17SEP08A 14	HIGH STD READBACK	49.852	5790929	1003706	0.000	17-Sep-08	12:39:58	7
15	17SEP08A 15	ICV	13.006	1494592	995049	0.000	17-Sep-08	12:44:15	7
16	17SEP08A 16	ICB	0.0021821	714	963910	0.000	17-Sep-08	13:04:12	7
17	17SEP08A 17	CRI_L/100	0.057566	6743	959372	0.000	17-Sep-08	13:07:16	7
18	17SEP08A 18	CRI_L/10	0.49604	55126	969682	0.000	17-Sep-08	13:10:21	7
19	17SEP08A 19	ICSA	0.036740	4130	885504	0.000	17-Sep-08	13:13:24	7
20	17SEP08A 20	ICSAB	10.417	1089013	907567	0.000	17-Sep-08	13:16:28	7
21	17SEP08A 21	F080915-1MB 10X	0.0080044	1399	998074	0.000	17-Sep-08	13:19:31	7
22	17SEP08A 22	0809093-1 10X	0.0041057	984	1025955	0.000	17-Sep-08	13:24:16	7
23	17SEP08A 23	0809093-2 10X	0.0061044	1209	1019392	0.000	17-Sep-08	13:27:21	7
24	17SEP08A 24	0809093-3 10X	0.0069989	1297	1007337	0.000	17-Sep-08	13:30:25	7
25	17SEP08A 25	0809093-4 10X	0.0015617	665	992093	0.000	17-Sep-08	13:33:30	7
26	17SEP08A 26	0809093-5 10X	0.0072682	1310	993839	0.000	17-Sep-08	13:36:35	7
27	17SEP08A 27	CCV	10.066	1161128	1001844	0.000	17-Sep-08	13:39:41	7
28	17SEP08A 28	CCB	0.0030901	864	1023930	0.000	17-Sep-08	13:42:46	7
29	17SEP08A 29	0809093-6 10X	0.0077663	1398	1016972	0.000	17-Sep-08	13:45:50	7
30	17SEP08A 30	0809093-7 10X	0.0025179	768	986066	0.000	17-Sep-08	13:48:55	7
31	17SEP08A 31	0809093-9 10X	0.0018810	714	1010548	0.000	17-Sep-08	13:52:02	7

Quantify Compound Summary Report
17SEP08A

Sample List: D:\MassLynx Projects\AUG2002.PRO\SampleDB\17SEP08A
Last modified: Thu Sep 18 10:23:48 2008
Method: D:\MassLynx Projects\AUG2002.PRO\MethDB\CD_SB_TL_U_PB_MO_AG_AS_SE+IS
Last modified: Thu Sep 18 10:23:37 2008
Job Code:

Printed: Thu Sep 18 10:25:22 2008

Compound 18: 0Lead

#	File name	Sample ID	PPB	CPS	IS CPS	%StdDev	Aq Date	AqTime	IS#
32	17SEP08A 32	0809093-8 10X	0.012663	1900	984180	0.000	17-Sep-08	13:55:07	7
33	17SEP08A 33	0809093-8L 50X	0.0028091	821	1011200	0.000	17-Sep-08	13:58:10	7
34	17SEP08A 34	0809093-8MS 10X	10.683	1211695	984413	0.000	17-Sep-08	14:01:14	7
35	17SEP08A 35	0809093-8MSD 10X	10.690	1228393	997283	0.000	17-Sep-08	14:04:18	7
36	17SEP08A 36	ICSA_CEC As,Se only	0.0030393	894	1066775	0.000	17-Sep-08	14:11:12	7
37	17SEP08A 37	ICSAB_CEC	0.0058671	1220	1052579	0.000	17-Sep-08	14:14:15	7
38	17SEP08A 38	F080915-1MB 10X	0.0012630	647	1016669	0.000	17-Sep-08	14:17:21	7
39	17SEP08A 39	CCV	9.9264	1136442	994444	0.000	17-Sep-08	14:20:27	7
40	17SEP08A 40	CCB	0.016674	2388	1000890	0.000	17-Sep-08	14:23:31	7
41	17SEP08A 41	IP080917-22MB 10X	0.0063966	1212	994118	0.000	17-Sep-08	14:26:35	7
42	17SEP08A 42	0809093-1 10X	0.079023	9717	1026630	0.000	17-Sep-08	14:29:42	7
43	17SEP08A 43	0809093-2 10X	0.0050825	1107	1034589	0.000	17-Sep-08	14:32:48	7
44	17SEP08A 44	0809093-3 10X	0.0013486	671	1038522	0.000	17-Sep-08	14:35:54	7
45	17SEP08A 45	0809093-4 10X	0.0013583	665	1027491	0.000	17-Sep-08	14:39:02	7
46	17SEP08A 46	0809093-5 10X	5.2750e-6	506	1025094	0.000	17-Sep-08	14:42:06	7
47	17SEP08A 47	0809093-6 10X	0	418	1033495	0.000	17-Sep-08	14:45:10	7
48	17SEP08A 48	0809093-7 10X	0.0095746	1641	1038639	0.000	17-Sep-08	14:48:14	7
49	17SEP08A 49	0809093-9 10X	0.010223	1691	1022674	0.000	17-Sep-08	14:51:18	7
50	17SEP08A 50	0809093-8 10X	0	453	1036009	0.000	17-Sep-08	14:54:23	7
51	17SEP08A 51	CCV	9.9874	1139834	991255	0.000	17-Sep-08	14:57:30	7
52	17SEP08A 52	CCB	0.023904	3230	1007267	0.000	17-Sep-08	15:00:34	7
53	17SEP08A 53	0809093-8L 50X	0.030126	3942	1007383	0.000	17-Sep-08	15:03:38	7
54	17SEP08A 54	0809093-8MS 10X	0.0095963	1611	1018066	0.000	17-Sep-08	15:06:43	7
55	17SEP08A 55	0809093-8MSD 10X	0.0040283	975	1025978	0.000	17-Sep-08	15:09:49	7
56	17SEP08A 56	ICSA_MO Mo only	0.062309	6715	887389	0.000	17-Sep-08	15:35:27	7
57	17SEP08A 57	ICSAB_MO	11.301	1177821	904006	0.000	17-Sep-08	15:38:32	7
58	17SEP08A 58	IP080916-1MB 10X	0.0082225	1419	994770	0.000	17-Sep-08	15:45:14	7
59	17SEP08A 59	IM080916-1LCS 10X	10.006	1151109	999168	0.000	17-Sep-08	15:47:52	7
60	17SEP08A 60	0808200-7 100X	0.086876	10423	1006406	0.000	17-Sep-08	16:01:10	7
61	17SEP08A 61	0808200-7D 100X	0.090884	10908	1008896	0.000	17-Sep-08	16:04:13	7
62	17SEP08A 62	0808200-7L 500X	0.020559	2919	1032564	0.000	17-Sep-08	16:07:18	7

Quantify Compound Summary Report
17SEP08A

Sample List: D:\MassLynx Projects\AUG2002.PRO\SampleDB\17SEP08A
Last modified: Thu Sep 18 10:23:48 2008
Method: D:\MassLynx Projects\AUG2002.PRO\MethDB\CD_SB_TL_U_PB_MO_AG_AS_SE+IS
Last modified: Thu Sep 18 10:23:37 2008
Job Code:

Printed: Thu Sep 18 10:25:22 2008

Compound 18: 0Lead

#	File name	Sample ID	PPB	CPS	IS CPS	%StdDev	Aq Date	AqTime	IS#
63	17SEP08A 63	CCV	10.038	1152680	997283	0.000	17-Sep-08	16:10:22	7
64	17SEP08A 64	CCB	0.0070181	1284	995561	0.000	17-Sep-08	16:21:16	7
65	17SEP08A 65	0808200-7MS 100X	1.0688	122554	1004265	0.000	17-Sep-08	16:24:19	7
66	17SEP08A 66	0808200-7MSD 100X	1.1257	128585	1000541	0.000	17-Sep-08	16:27:25	7
67	17SEP08A 67	0808200-8 10X	0.0081155	1416	1001193	0.000	17-Sep-08	16:30:31	7
68	17SEP08A 68	0808200-9 10X	0.0042677	983	1005638	0.000	17-Sep-08	16:35:49	7
69	17SEP08A 69	0808200-10 10X	0.0055122	1123	1003776	0.000	17-Sep-08	16:38:55	7
70	17SEP08A 70	0808200-11 10X	0.010731	1719	1004544	0.000	17-Sep-08	16:42:02	7
71	17SEP08A 71	0808200-12 10X	0.0040404	948	996119	0.000	17-Sep-08	16:45:09	7
72	17SEP08A 72	0808200-13 10X	0.0014317	647	986973	0.000	17-Sep-08	16:48:16	7
73	17SEP08A 73	0808200-14 10X	0.012366	1877	989510	0.000	17-Sep-08	16:51:23	7
74	17SEP08A 74	0808200-15 10X	0.0018754	705	998703	0.000	17-Sep-08	16:54:30	7
75	17SEP08A 75	CCV	10.019	1139095	987462	0.000	17-Sep-08	16:57:35	7
76	17SEP08A 76	CCB	0.0087811	1462	981295	0.000	17-Sep-08	17:00:40	7
77	17SEP08A 77	0808200-16 10X	0.013175	2002	1006685	0.000	17-Sep-08	17:03:44	7
78	17SEP08A 78	0808200-17 10X	0.023141	3121	1000285	0.000	17-Sep-08	17:06:50	7
79	17SEP08A 79	0808200-18 10X	0.031420	3958	974871	0.000	17-Sep-08	17:09:55	7
80	17SEP08A 80	0808200-19 10X	0.0087818	1125	755060	0.000	17-Sep-08	17:28:35	7
81	17SEP08A 81	0808200-20 10X	0.010348	1273	763299	0.000	17-Sep-08	17:31:40	7
82	17SEP08A 82	0808200-21 10X	0.010394	1287	769303	0.000	17-Sep-08	17:34:46	7
83	17SEP08A 83	0808200-22 10X	0.034288	3427	781405	0.000	17-Sep-08	17:37:53	7
84	17SEP08A 84	0808200-23 10X	0.0051413	836	776471	0.000	17-Sep-08	17:41:01	7
85	17SEP08A 85	0808200-24 10X	0.33411	29729	773353	0.000	17-Sep-08	17:44:07	7
86	17SEP08A 86	0808200-25 10X	0.053090	5292	811613	0.000	17-Sep-08	17:47:18	7
87	17SEP08A 87	CCV	9.9220	912390	798743	0.000	17-Sep-08	17:50:26	7
88	17SEP08A 88	CCB	0.012230	1500	797277	0.000	17-Sep-08	17:53:33	7
89	17SEP08A 89	0808200-26 10X	0.013129	1585	799116	0.000	17-Sep-08	17:56:37	7
90	17SEP08A 90	IP080916-3MB 10X	0.0069888	1024	796020	0.000	17-Sep-08	18:05:05	7
91	17SEP08A 91	IM080916-3LCS 10X	9.7178	907287	811148	0.000	17-Sep-08	18:08:09	7
92	17SEP08A 92	0808200-27 10X	0.046141	4192	731415	0.000	17-Sep-08	18:11:11	7
93	17SEP08A 93	0808200-27D 10X	0.017486	1868	753804	0.000	17-Sep-08	18:14:13	7

Quantify Compound Summary Report
17SEP08A

Sample List: D:\MassLynx Projects\AUG2002.PRO\SampleDB\17SEP08A
Last modified: Thu Sep 18 10:23:48 2008
Method: D:\MassLynx Projects\AUG2002.PRO\MethDB\CD_SB_TL_U_PB_MO_AG_AS_SE+IS
Last modified: Thu Sep 18 10:23:37 2008
Job Code:

Printed: Thu Sep 18 10:25:22 2008

Compound 18: 0Lead

#	File name	Sample ID	PPB	CPS	IS CPS	%StdDev	Aq Date	AqTime	IS#
94	17SEP08A 94	0808200-27L 50X	0.021681	2506	848244	0.000	17-Sep-08	18:17:17	7
95	17SEP08A 95	0808200-27MS 10X	10.518	916636	756480	0.000	17-Sep-08	18:20:21	7
96	17SEP08A 96	0808200-27MSD 10X	10.639	941207	767860	0.000	17-Sep-08	18:23:25	7
97	17SEP08A 97	0808200-28 10X	0.041655	4191	802560	0.000	17-Sep-08	18:28:00	7
98	17SEP08A 98	0808200-29 10X	0.0052564	948	869935	0.000	17-Sep-08	18:32:47	7
99	17SEP08A 99	CCV	9.9345	975470	852876	0.000	17-Sep-08	18:35:52	7
100	17SEP08A 100	CCB	0.018176	2140	837097	0.000	17-Sep-08	18:40:09	7
101	17SEP08A 101	0808200-30 10X	0.039286	4220	851991	0.000	17-Sep-08	18:44:56	7
102	17SEP08A 102	0808200-31 10X	0.0031495	717	842985	0.000	17-Sep-08	18:48:02	7
103	17SEP08A 103	0808200-32 10X	0.0022456	627	838307	0.000	17-Sep-08	18:51:07	7
104	17SEP08A 104	0808200-33 10X	0.010303	1389	835398	0.000	17-Sep-08	18:54:13	7
105	17SEP08A 105	0808200-34 10X	0.021676	2467	835188	0.000	17-Sep-08	18:57:18	7
106	17SEP08A 106	0808200-35 10X	0.0054347	929	836957	0.000	17-Sep-08	19:00:21	7
107	17SEP08A 107	0808200-36 10X	0.0048224	863	829440	0.000	17-Sep-08	19:03:24	7
108	17SEP08A 108	0808200-37 10X	0.0068314	1053	830092	0.000	17-Sep-08	19:06:27	7
109	17SEP08A 109	0808200-38 10X	0.0059627	971	829975	0.000	17-Sep-08	19:09:32	7
110	17SEP08A 110	0808200-39 20X	0.017654	1892	757667	0.000	17-Sep-08	19:12:37	7
111	17SEP08A 111	CCV	9.9269	943994	825996	0.000	17-Sep-08	19:15:41	7
112	17SEP08A 112	CCB	0.0083085	1181	822295	0.000	17-Sep-08	19:19:57	7
113	17SEP08A 113	0808200-40 10X	0.32375	27361	734231	0.000	17-Sep-08	19:24:43	7
114	17SEP08A 114	0808200-41 100X	0.033601	3751	870772	0.000	17-Sep-08	19:27:48	7
115	17SEP08A 115	0808200-42 100X	0.066259	6850	854575	0.000	17-Sep-08	19:30:53	7
116	17SEP08A 116	0808200-43 10X	0.0025411	668	854784	0.000	17-Sep-08	19:33:59	7
117	17SEP08A 117	0808200-44 10X	0.0030354	714	852434	0.000	17-Sep-08	19:37:05	7
118	17SEP08A 118	0808200-45 10X	0.0076100	1157	852666	0.000	17-Sep-08	19:40:12	7
119	17SEP08A 119	0808200-46 10X	0.014234	1796	851619	0.000	17-Sep-08	19:43:17	7
120	17SEP08A 120	0808200-27MS 50X	2.0057	190467	832070	0.000	17-Sep-08	19:46:20	7
121	17SEP08A 121	0808200-27MSD 50X	1.9907	189398	833652	0.000	17-Sep-08	19:49:24	7
122	17SEP08A 122	CCV	10.012	971171	842519	0.000	17-Sep-08	19:52:27	7
123	17SEP08A 123	CCB	0.026090	2875	832140	0.000	17-Sep-08	19:56:43	7
124	17SEP08A 134	RINSE							

Quantify Compound Summary Report
17SEP08A

Sample List: D:\MassLynx Projects\AUG2002.PRO\SampleDB\17SEP08A
Last modified: Thu Sep 18 10:23:48 2008
Method: D:\MassLynx Projects\AUG2002.PRO\MethDB\CD_SB_TL_U_PB_MO_AG_AS_SE+IS
Last modified: Thu Sep 18 10:23:37 2008
Job Code:

Printed: Thu Sep 18 10:25:22 2008

Compound 20: 98Mo

#	File name	Sample ID	PPB	CPS	IS CPS	%StdDev	Aq Date	AqTime	IS#
1	17SEP08A 01	RINSE	0.0013860	87	1323404	5.484	17-Sep-08	11:59:17	2
2	17SEP08A 02	RINSE	0.0016445	92	1285609	4.230	17-Sep-08	12:01:34	2
3	17SEP08A 03	RINSE	0.0024353	113	1264431	4.609	17-Sep-08	12:04:10	2
4	17SEP08A 04	RINSE	0.0014717	85	1256076	5.440	17-Sep-08	12:07:13	2
5	17SEP08A 05	0 STD	0.0014611	85	1260521	5.426	17-Sep-08	12:10:15	2
6	17SEP08A 06	L/100 STD	0.0071089	246	1264035	1.961	17-Sep-08	12:13:17	2
7	17SEP08A 07	L/20 STD	0.050878	1484	1256169	0.755	17-Sep-08	12:16:21	2
8	17SEP08A 08	L/10 STD	0.10326	2978	1259264	0.456	17-Sep-08	12:19:25	2
9	17SEP08A 09	LOW/2 STD	0.49867	14080	1236596	0.149	17-Sep-08	12:22:28	2
10	17SEP08A 10	LOW STD	0.99474	28860	1259799	0.098	17-Sep-08	12:25:32	2
11	17SEP08A 11	MID STD	2.0077	59229	1258962	0.046	17-Sep-08	12:28:36	2
12	17SEP08A 12	HIGH/2 STD	4.9972	153489	1265757	0.032	17-Sep-08	12:31:53	2
13	17SEP08A 13	HIGH STD	10.001	310220	1274484	0.020	17-Sep-08	12:35:41	2
14	17SEP08A 14	HIGH STD READBACK	10.035	308730	1264221	0.024	17-Sep-08	12:39:58	2
15	17SEP08A 15	ICV	2.5888	78010	1274671	0.048	17-Sep-08	12:44:15	2
16	17SEP08A 16	ICB	0.0030576	129	1247837	3.648	17-Sep-08	13:04:12	2
17	17SEP08A 17	CRI_L/100 ①	0.0097811	318	1248023	1.714	17-Sep-08	13:07:16	2
18	17SEP08A 18	CRI_L/10	0.10393	2987	1255052	0.373	17-Sep-08	13:10:21	2
19	17SEP08A 19	ICSA ①	0	6080140	1174365	0.003	17-Sep-08	13:13:24	2
20	17SEP08A 20	ICSAB ↓	0	6383710	1224308	0.004	17-Sep-08	13:16:28	2
21	17SEP08A 21	F080915-1MB 10X	0.35043	10007	1253027	0.537	17-Sep-08	13:19:31	2
22	17SEP08A 22	0809093-1 10X	0.79171	23604	1299316	0.137	17-Sep-08	13:24:16	2
23	17SEP08A 23	0809093-2 10X	7.7779	247191	1296524	0.028	17-Sep-08	13:27:21	2
24	17SEP08A 24	0809093-3 10X	0.47042	13775	1282979	0.203	17-Sep-08	13:30:25	2
25	17SEP08A 25	0809093-4 10X	0.48770	14521	1304227	0.547	17-Sep-08	13:33:30	2
26	17SEP08A 26	0809093-5 10X		2805388	1299875	0.007	17-Sep-08	13:36:35	2
27	17SEP08A 27	CCV	2.3914	73700	1307439	0.115	17-Sep-08	13:39:41	2
28	17SEP08A 28	CCB	0.095804	2869	1306322	0.616	17-Sep-08	13:42:46	2
29	17SEP08A 29	0809093-6 10X	0.94359	28033	1291218	0.436	17-Sep-08	13:45:50	2
30	17SEP08A 30	0809093-7 10X	0.34456	10053	1280303	0.252	17-Sep-08	13:48:55	2
31	17SEP08A 31	0809093-9 10X	0.24684	7239	1287378	0.209	17-Sep-08	13:52:02	2

① = do not use for Mo

Quantify Compound Summary Report
17SEP08A

Sample List: D:\MassLynx Projects\AUG2002.PRO\SampleDB\17SEP08A
Last modified: Thu Sep 18 10:23:48 2008
Method: D:\MassLynx Projects\AUG2002.PRO\MethDB\CD_SB_TL_U_PB_MO_AG_AS_SE+IS
Last modified: Thu Sep 18 10:23:37 2008
Job Code:

Printed: Thu Sep 18 10:25:22 2008

Compound 20: 98Mo

#	File name	Sample ID	PPB	CPS	IS CPS	%StdDev	Aq Date	AqTime	IS#
32	17SEP08A 32	0809093-8 10X	0.36487	10818	1300783	0.476	17-Sep-08	13:55:07	2
33	17SEP08A 33	0809093-8L 50X	0.078863	2378	1311418	0.588	17-Sep-08	13:58:10	2
34	17SEP08A 34	0809093-8MS 10X	2.4948	75648	1284422	0.052	17-Sep-08	14:01:14	2
35	17SEP08A 35	0809093-8MSD 10X	2.5165	76908	1294127	0.054	17-Sep-08	14:04:18	2
36	17SEP08A 36	ICSA_CEC As Se only	0	2477056	1331991	0.006	17-Sep-08	14:11:12	2
37	17SEP08A 37	ICSAB_CEC	0	2811253	1338857	0.006	17-Sep-08	14:14:15	2
38	17SEP08A 38	F080915-1MB 10X	0.32731	9589	1285725	0.372	17-Sep-08	14:17:21	2
39	17SEP08A 39	CCV	2.1714	66179	1297268	0.048	17-Sep-08	14:20:27	2
40	17SEP08A 40	CCB	0.21730	6411	1294871	1.773	17-Sep-08	14:23:31	2
41	17SEP08A 41	IP080917-22MB 10X	0.96669	28823	1295337	0.370	17-Sep-08	14:26:35	2
42	17SEP08A 42	0809093-1 10X	0.21643	6378	1293405	0.288	17-Sep-08	14:29:42	2
43	17SEP08A 43	0809093-2 10X	2.6226	80804	1302714	0.062	17-Sep-08	14:32:48	2
44	17SEP08A 44	0809093-3 10X	0.17658	5139	1276416	0.395	17-Sep-08	14:35:54	2
45	17SEP08A 45	0809093-4 10X	0.17097	5004	1283491	0.426	17-Sep-08	14:39:02	2
46	17SEP08A 46	0809093-5 10X	0	1125679	1297431	0.012	17-Sep-08	14:42:06	2
47	17SEP08A 47	0809093-6 10X	0.43027	12643	1288169	0.529	17-Sep-08	14:45:10	2
48	17SEP08A 48	0809093-7 10X	0.17174	5048	1288960	0.495	17-Sep-08	14:48:14	2
49	17SEP08A 49	0809093-9 10X	0.13270	3922	1293871	0.268	17-Sep-08	14:51:18	2
50	17SEP08A 50	0809093-8 10X	0.17191	5119	1305833	1.043	17-Sep-08	14:54:23	2
51	17SEP08A 51	CCV	2.0894	62239	1269551	0.049	17-Sep-08	14:57:30	2
52	17SEP08A 52	CCB	0.027761	856	1297036	1.403	17-Sep-08	15:00:34	2
53	17SEP08A 53	0809093-8L 50X	0.054531	1611	1274717	2.031	17-Sep-08	15:03:38	2
54	17SEP08A 54	0809093-8MS 10X	0.74262	21862	1284096	0.108	17-Sep-08	15:06:43	2
55	17SEP08A 55	0809093-8MSD 10X	0.84845	25095	1287703	0.121	17-Sep-08	15:09:49	2
56	17SEP08A 56	ICSA_MO	0.084370	2417	1247325	0.464	17-Sep-08	15:35:27	2
57	17SEP08A 57	ICSAB_MO	2.4163	73423	1288588	0.065	17-Sep-08	15:38:32	2
58	17SEP08A 58	IP080916-1MB 10X	0.0066000	241	1315840	2.146	17-Sep-08	15:45:14	2
59	17SEP08A 59	IM080916-1LCS 10X	2.0281	61891	1301853	0.056	17-Sep-08	15:47:52	2
60	17SEP08A 60	0808200-7 100X (1)	0.0063520	238	1340323	2.546	17-Sep-08	16:01:10	2
61	17SEP08A 61	0808200-7D 100X	0.021315	700	1360082	5.088	17-Sep-08	16:04:13	2
62	17SEP08A 62	0808200-7L 500X	0.0050052	199	1351564	2.017	17-Sep-08	16:07:18	2

(1) = do not use for Mo

Quantify Compound Summary Report
17SEP08A

Sample List: D:\MassLynx Projects\AUG2002.PRO\SampleDB\17SEP08A
Last modified: Thu Sep 18 10:23:48 2008
Method: D:\MassLynx Projects\AUG2002.PRO\MethDB\CD_SB_TL_U_PB_MO_AG_AS_SE+IS
Last modified: Thu Sep 18 10:23:37 2008
Job Code:

Printed: Thu Sep 18 10:25:22 2008

Compound 20: 98Mo

#	File name	Sample ID	PPB	CPS	IS CPS	%StdDev	Aq Date	AqTime	IS#
63	17SEP08A 63	CCV	2.0465	63827	1330106	0.063	17-Sep-08	16:10:22	2
64	17SEP08A 64	CCB	0.015726	514	1322263	5.811	17-Sep-08	16:21:16	2
65	17SEP08A 65	0808200-7MS 100X ①	0.21914	6628	1327476	0.238	17-Sep-08	16:24:19	2
66	17SEP08A 66	0808200-7MSD 100X ↓	0.22465	6925	1353053	0.294	17-Sep-08	16:27:25	2
67	17SEP08A 67	0808200-8 10X	0.054868	1665	1309556	0.745	17-Sep-08	16:30:31	2
68	17SEP08A 68	0808200-9 10X	0.044519	1361	1311325	0.837	17-Sep-08	16:35:49	2
69	17SEP08A 69	0808200-10 10X	0.040572	1246	1313164	0.681	17-Sep-08	16:38:55	2
70	17SEP08A 70	0808200-11 10X	0.052794	1605	1310627	0.676	17-Sep-08	16:42:02	2
71	17SEP08A 71	0808200-12 10X	0.058660	1762	1298432	0.630	17-Sep-08	16:45:09	2
72	17SEP08A 72	0808200-13 10X	0.066836	1984	1286959	0.611	17-Sep-08	16:48:16	2
73	17SEP08A 73	0808200-14 10X	0.066934	2017	1306484	0.541	17-Sep-08	16:51:23	2
74	17SEP08A 74	0808200-15 10X	0.045155	1377	1308649	0.629	17-Sep-08	16:54:30	2
75	17SEP08A 75	CCV	2.0542	61700	1280838	0.071	17-Sep-08	16:57:35	2
76	17SEP08A 76	CCB	0.0092295	310	1278999	2.806	17-Sep-08	17:00:40	2
77	17SEP08A 77	0808200-16 10X	0.062083	1855	1293312	0.686	17-Sep-08	17:03:44	2
78	17SEP08A 78	0808200-17 10X	0.64053	18781	1281210	0.111	17-Sep-08	17:06:50	2
79	17SEP08A 79	0808200-18 10X	0.36175	10466	1269341	0.197	17-Sep-08	17:09:55	2
80	17SEP08A 80	0808200-19 10X	0.082602	1904	1003264	0.699	17-Sep-08	17:28:35	2
81	17SEP08A 81	0808200-20 10X	0.059909	1424	1028003	0.985	17-Sep-08	17:31:40	2
82	17SEP08A 82	0808200-21 10X	0.076163	1821	1039197	0.647	17-Sep-08	17:34:46	2
83	17SEP08A 83	0808200-22 10X	0.062492	1520	1052975	0.824	17-Sep-08	17:37:53	2
84	17SEP08A 84	0808200-23 10X	0.45497	10865	1046551	0.195	17-Sep-08	17:41:01	2
85	17SEP08A 85	0808200-24 10X	0.37714	9035	1050903	0.159	17-Sep-08	17:44:07	2
86	17SEP08A 86	0808200-25 10X	0.062804	1615	1113344	0.965	17-Sep-08	17:47:18	2
87	17SEP08A 87	CCV	1.9985	51679	1103663	0.052	17-Sep-08	17:50:26	2
88	17SEP08A 88	CCB	0.013695	374	1090467	2.995	17-Sep-08	17:53:33	2
89	17SEP08A 89	0808200-26 10X	0.054647	1398	1103895	2.378	17-Sep-08	17:56:37	2
90	17SEP08A 90	IP080916-3MB 10X	0.011692	324	1087814	4.466	17-Sep-08	18:05:05	2
91	17SEP08A 91	IM080916-3LCS 10X	1.9497	49335	1080809	0.065	17-Sep-08	18:08:09	2
92	17SEP08A 92	0808200-27 10X	0.21787	5059	1019159	0.411	17-Sep-08	18:11:11	2
93	17SEP08A 93	0808200-27D 10X	0.20798	5118	1079924	0.226	17-Sep-08	18:14:13	2

①=do not use for Mo

Quantify Compound Summary Report
17SEP08A

Sample List: D:\MassLynx Projects\AUG2002.PRO\SampleDB\17SEP08A
Last modified: Thu Sep 18 10:23:48 2008
Method: D:\MassLynx Projects\AUG2002.PRO\MethDB\CD_SB_TL_U_PB_MO_AG_AS_SE+IS
Last modified: Thu Sep 18 10:23:37 2008
Job Code:

Printed: Thu Sep 18 10:25:22 2008

Compound 20: 98Mo

#	File name	Sample ID	PPB	CPS	IS CPS	%StdDev	Aq Date	AqTime	IS#
94	17SEP08A 94	0808200-27L 50X	0.048432	1361	1208506	1.066	17-Sep-08	18:17:17	2
95	17SEP08A 95	0808200-27MS 10X	2.3836	61260	1090444	0.047	17-Sep-08	18:20:21	2
96	17SEP08A 96	0808200-27MSD 10X	2.3851	63039	1121350	0.037	17-Sep-08	18:23:25	2
97	17SEP08A 97	0808200-28 10X	0.036883	991	1144809	2.667	17-Sep-08	18:28:00	2
98	17SEP08A 98	0808200-29 10X	0.061766	1771	1240948	0.667	17-Sep-08	18:32:47	2
99	17SEP08A 99	CCV	2.0294	57676	1212370	0.060	17-Sep-08	18:35:52	2
100	17SEP08A 100	CCB	0.0072019	238	1209903	2.409	17-Sep-08	18:40:09	2
101	17SEP08A 101	0808200-30 10X	0.033842	968	1214441	1.562	17-Sep-08	18:44:56	2
102	17SEP08A 102	0808200-31 10X	0.012595	387	1216233	1.741	17-Sep-08	18:48:02	2
103	17SEP08A 103	0808200-32 10X	0.088758	2417	1186583	0.462	17-Sep-08	18:51:07	2
104	17SEP08A 104	0808200-33 10X	0.10197	2741	1173527	0.490	17-Sep-08	18:54:13	2
105	17SEP08A 105	0808200-34 10X	0.044158	1217	1181836	0.959	17-Sep-08	18:57:18	2
106	17SEP08A 106	0808200-35 10X	0.019172	551	1181463	2.429	17-Sep-08	19:00:21	2
107	17SEP08A 107	0808200-36 10X	0.038767	1063	1170525	0.885	17-Sep-08	19:03:24	2
108	17SEP08A 108	0808200-37 10X	0.022043	621	1169338	2.371	17-Sep-08	19:06:27	2
109	17SEP08A 109	0808200-38 10X	0.052760	1435	1172527	0.715	17-Sep-08	19:09:32	2
110	17SEP08A 110	0808200-39 20X 1	0.011436	327	1119558	1.649	17-Sep-08	19:12:37	2
111	17SEP08A 111	CCV	1.9941	55530	1188631	0.068	17-Sep-08	19:15:41	2
112	17SEP08A 112	CCB	0.0063102	205	1160634	3.550	17-Sep-08	19:19:57	2
113	17SEP08A 113	0808200-40 10X	0.023832	614	1074572	2.457	17-Sep-08	19:24:43	2
114	17SEP08A 114	0808200-41 100X	0.53446	15440	1264524	0.131	17-Sep-08	19:27:48	2
115	17SEP08A 115	0808200-42 100X	0.10835	3086	1244300	0.500	17-Sep-08	19:30:53	2
116	17SEP08A 116	0808200-43 10X	0.092201	2566	1213370	0.433	17-Sep-08	19:33:59	2
117	17SEP08A 117	0808200-44 10X	0.072485	2007	1202362	0.749	17-Sep-08	19:37:05	2
118	17SEP08A 118	0808200-45 10X	0.056949	1599	1212835	0.738	17-Sep-08	19:40:12	2
119	17SEP08A 119	0808200-46 10X	0.055740	1553	1202851	0.705	17-Sep-08	19:43:17	2
120	17SEP08A 120	0808200-27MS 50X 1	0.45620	12531	1203759	0.152	17-Sep-08	19:46:20	2
121	17SEP08A 121	0808200-27MSD 50X ↓	0.45145	12536	1216978	0.144	17-Sep-08	19:49:24	2
122	17SEP08A 122	CCV	2.0046	56975	1212975	0.061	17-Sep-08	19:52:27	2
123	17SEP08A 123	CCB	0.0063537	210	1182394	2.578	17-Sep-08	19:56:43	2
124	17SEP08A 134	RINSE							

1=do not use for Mo

Quantify Compound Summary Report
17SEP08A

Sample List: D:\MassLynx Projects\AUG2002.PRO\SampleDB\17SEP08A
Last modified: Thu Sep 18 10:23:48 2008
Method: D:\MassLynx Projects\AUG2002.PRO\MethDB\CD_SB_TL_U_PB_MO_AG_AS_SE+IS
Last modified: Thu Sep 18 10:23:37 2008
Job Code:

Printed: Thu Sep 18 10:25:22 2008

Compound 23: 109Ag

#	File name	Sample ID	PPB	CPS	IS CPS	%StdDev	Aq Date	AqTime	IS#
1	17SEP08A 01	RINSE	0.0023467	63	1323404	6.459	17-Sep-08	11:59:17	2
2	17SEP08A 02	RINSE	0.0023227	60	1285609	6.728	17-Sep-08	12:01:34	2
3	17SEP08A 03	RINSE	0.0022819	57	1264431	6.431	17-Sep-08	12:04:10	2
4	17SEP08A 04	RINSE	0.0023305	59	1256076	6.637	17-Sep-08	12:07:13	2
5	17SEP08A 05	0 STD	0.0023873	62	1260521	6.392	17-Sep-08	12:10:15	2
6	17SEP08A 06	L/100 STD	0.0082909	353	1264035	1.750	17-Sep-08	12:13:17	2
7	17SEP08A 07	L/20 STD	0.049818	2385	1256169	0.461	17-Sep-08	12:16:21	2
8	17SEP08A 08	L/10 STD	0.094840	4604	1259264	0.308	17-Sep-08	12:19:25	2
9	17SEP08A 09	LOW/2 STD	0.49209	23796	1236596	0.129	17-Sep-08	12:22:28	2
10	17SEP08A 10	LOW STD	1.0077	49983	1259799	0.066	17-Sep-08	12:25:32	2
11	17SEP08A 11	MID STD	2.0162	100998	1258962	0.045	17-Sep-08	12:28:36	2
12	17SEP08A 12	HIGH/2 STD	4.9889	256541	1265757	0.025	17-Sep-08	12:31:53	2
13	17SEP08A 13	HIGH STD	10.002	521297	1274484	0.016	17-Sep-08	12:35:41	2
14	17SEP08A 14	HIGH STD READBACK	9.9953	516753	1264221	0.017	17-Sep-08	12:39:58	2
15	17SEP08A 15	ICV	2.6233	133760	1274671	0.041	17-Sep-08	12:44:15	2
16	17SEP08A 16	ICB	0.0027908	81	1247837	4.585	17-Sep-08	13:04:12	2
17	17SEP08A 17	CRI_L/100	0.0096574	415	1248023	2.272	17-Sep-08	13:07:16	2
18	17SEP08A 18	CRI_L/10	0.10148	4914	1255052	0.266	17-Sep-08	13:10:21	2
19	17SEP08A 19	ICSA	0.028802	1267	1174365	0.706	17-Sep-08	13:13:24	2
20	17SEP08A 20	ICSAB	2.0074	97780	1224308	0.039	17-Sep-08	13:16:28	2
21	17SEP08A 21	F080915-1MB 10X	0.0035212	117	1253027	4.201	17-Sep-08	13:19:31	2
22	17SEP08A 22	0809093-1 10X	0.0030013	95	1299316	5.343	17-Sep-08	13:24:16	2
23	17SEP08A 23	0809093-2 10X	0.0026491	77	1296524	6.263	17-Sep-08	13:27:21	2
24	17SEP08A 24	0809093-3 10X	0.0027452	81	1282979	6.756	17-Sep-08	13:30:25	2
25	17SEP08A 25	0809093-4 10X	0.0026795	79	1304227	5.871	17-Sep-08	13:33:30	2
26	17SEP08A 26	0809093-5 10X	0.0030795	99	1299875	4.484	17-Sep-08	13:36:35	2
27	17SEP08A 27	CCV	2.0229	105238	1307439	0.051	17-Sep-08	13:39:41	2
28	17SEP08A 28	CCB	0.0031877	105	1306322	4.509	17-Sep-08	13:42:46	2
29	17SEP08A 29	0809093-6 10X	0.0081798	355	1291218	7.445	17-Sep-08	13:45:50	2
30	17SEP08A 30	0809093-7 10X	0.0030292	95	1280303	3.619	17-Sep-08	13:48:55	2
31	17SEP08A 31	0809093-9 10X	0.0028593	87	1287378	7.291	17-Sep-08	13:52:02	2

Quantify Compound Summary Report
17SEP08A

Sample List: D:\MassLynx Projects\AUG2002.PRO\SampleDB\17SEP08A
Last modified: Thu Sep 18 10:23:48 2008
Method: D:\MassLynx Projects\AUG2002.PRO\MethDB\CD_SB_TL_U_PB_MO_AG_AS_SE+IS
Last modified: Thu Sep 18 10:23:37 2008
Job Code:

Printed: Thu Sep 18 10:25:22 2008

Compound 23: 109Ag

#	File name	Sample ID	PPB	CPS	IS CPS	%StdDev	Aq Date	AqTime	IS#
32	17SEP08A 32	0809093-8 10X	0.0033346	112	1300783	6.926	17-Sep-08	13:55:07	2
33	17SEP08A 33	0809093-8L 50X	0.0029058	91	1311418	8.959	17-Sep-08	13:58:10	2
34	17SEP08A 34	0809093-8MS 10X	2.1033	107577	1284422	0.060	17-Sep-08	14:01:14	2
35	17SEP08A 35	0809093-8MSD 10X	2.1462	110646	1294127	0.044	17-Sep-08	14:04:18	2
36	17SEP08A 36	ICSA_CEC As,Se only	0.0084647	381	1331991	1.609	17-Sep-08	14:11:12	2
37	17SEP08A 37	ICSAB_CEC	2.0415	108780	1338857	0.045	17-Sep-08	14:14:15	2
38	17SEP08A 38	F080915-1MB 10X	0.0041188	150	1285725	3.613	17-Sep-08	14:17:21	2
39	17SEP08A 39	CCV	2.0301	104801	1297268	0.047	17-Sep-08	14:20:27	2
40	17SEP08A 40	CCB	0.0066539	279	1294871	7.581	17-Sep-08	14:23:31	2
41	17SEP08A 41	IP080917-22MB 10X	2.0049	103319	1295337	0.033	17-Sep-08	14:26:35	2
42	17SEP08A 42	0809093-1 10X	0.0097349	434	1293405	6.025	17-Sep-08	14:29:42	2
43	17SEP08A 43	0809093-2 10X	0.0079797	348	1302714	7.111	17-Sep-08	14:32:48	2
44	17SEP08A 44	0809093-3 10X	0.0046633	176	1276416	3.396	17-Sep-08	14:35:54	2
45	17SEP08A 45	0809093-4 10X	0.012660	577	1283491	2.515	17-Sep-08	14:39:02	2
46	17SEP08A 46	0809093-5 10X	0.0039336	142	1297431	3.338	17-Sep-08	14:42:06	2
47	17SEP08A 47	0809093-6 10X	0.0050892	199	1288169	3.589	17-Sep-08	14:45:10	2
48	17SEP08A 48	0809093-7 10X	0.0052858	209	1288960	3.411	17-Sep-08	14:48:14	2
49	17SEP08A 49	0809093-9 10X	0.0036439	127	1293871	5.745	17-Sep-08	14:51:18	2
50	17SEP08A 50	0809093-8 10X	0.0044461	169	1305833	3.319	17-Sep-08	14:54:23	2
51	17SEP08A 51	CCV	2.0220	102145	1269551	0.047	17-Sep-08	14:57:30	2
52	17SEP08A 52	CCB	0.0058336	238	1297036	7.158	17-Sep-08	15:00:34	2
53	17SEP08A 53	0809093-8L 50X	0.0050707	196	1274717	6.803	17-Sep-08	15:03:38	2
54	17SEP08A 54	0809093-8MS 10X	2.0207	103244	1284096	0.048	17-Sep-08	15:06:43	2
55	17SEP08A 55	0809093-8MSD 10X	2.0170	103345	1287703	0.048	17-Sep-08	15:09:49	2
56	17SEP08A 56	ICSA_MO Mo only	0.038161	1801	1247325	0.824	17-Sep-08	15:35:27	2
57	17SEP08A 57	ICSAB_MO	2.1342	109542	1288588	0.031	17-Sep-08	15:38:32	2
58	17SEP08A 58	IP080916-1MB 10X	0.0032313	108	1315840	4.397	17-Sep-08	15:45:14	2
59	17SEP08A 59	IM080916-1LCS 10X	2.0662	107078	1301853	0.044	17-Sep-08	15:47:52	2
60	17SEP08A 60	0808200-7 100X	0.0029822	97	1340323	4.732	17-Sep-08	16:01:10	2
61	17SEP08A 61	0808200-7D 100X	0.0027854	88	1360082	5.776	17-Sep-08	16:04:13	2
62	17SEP08A 62	0808200-7L 500X	0.0027389	85	1351564	5.053	17-Sep-08	16:07:18	2

Quantify Compound Summary Report
17SEP08A

Sample List: D:\MassLynx Projects\AUG2002.PRO\SampleDB\17SEP08A
Last modified: Thu Sep 18 10:23:48 2008
Method: D:\MassLynx Projects\AUG2002.PRO\MethDB\CD_SB_TL_U_PB_MO_AG_AS_SE+IS
Last modified: Thu Sep 18 10:23:37 2008
Job Code:

Printed: Thu Sep 18 10:25:22 2008

Compound 23: 109Ag

#	File name	Sample ID	PPB	CPS	IS CPS	%StdDev	Aq Date	AqTime	IS#
63	17SEP08A 63	CCV	2.0300	107447	1330106	0.039	17-Sep-08	16:10:22	2
64	17SEP08A 64	CCB	0.0036286	129	1322263	5.244	17-Sep-08	16:21:16	2
65	17SEP08A 65	0808200-7MS 100X	0.19905	10263	1327476	0.171	17-Sep-08	16:24:19	2
66	17SEP08A 66	0808200-7MSD 100X	0.20845	10959	1353053	0.187	17-Sep-08	16:27:25	2
67	17SEP08A 67	0808200-8 10X	0.0042211	158	1309556	9.457	17-Sep-08	16:30:31	2
68	17SEP08A 68	0808200-9 10X	0.0053127	214	1311325	2.898	17-Sep-08	16:35:49	2
69	17SEP08A 69	0808200-10 10X	0.0069873	300	1313164	2.383	17-Sep-08	16:38:55	2
70	17SEP08A 70	0808200-11 10X	0.0029264	92	1310627	5.935	17-Sep-08	16:42:02	2
71	17SEP08A 71	0808200-12 10X	0.0026074	75	1298432	5.463	17-Sep-08	16:45:09	2
72	17SEP08A 72	0808200-13 10X	0.0027203	80	1286959	6.399	17-Sep-08	16:48:16	2
73	17SEP08A 73	0808200-14 10X	0.0043855	166	1306484	2.733	17-Sep-08	16:51:23	2
74	17SEP08A 74	0808200-15 10X	0.0032821	110	1308649	3.560	17-Sep-08	16:54:30	2
75	17SEP08A 75	CCV	2.0117	102518	1280838	0.048	17-Sep-08	16:57:35	2
76	17SEP08A 76	CCB	0.012139	549	1278999	6.595	17-Sep-08	17:00:40	2
77	17SEP08A 77	0808200-16 10X	0.0029307	91	1293312	5.161	17-Sep-08	17:03:44	2
78	17SEP08A 78	0808200-17 10X	0.0029477	91	1281210	6.958	17-Sep-08	17:06:50	2
79	17SEP08A 79	0808200-18 10X	0.0047639	180	1269341	7.843	17-Sep-08	17:09:55	2
80	17SEP08A 80	0808200-19 10X	0.0034527	91	1003264	5.959	17-Sep-08	17:28:35	2
81	17SEP08A 81	0808200-20 10X	0.0030971	79	1028003	5.455	17-Sep-08	17:31:40	2
82	17SEP08A 82	0808200-21 10X	0.0029524	74	1039197	4.679	17-Sep-08	17:34:46	2
83	17SEP08A 83	0808200-22 10X	0.0030991	81	1052975	6.481	17-Sep-08	17:37:53	2
84	17SEP08A 84	0808200-23 10X	0.0037242	106	1046551	4.897	17-Sep-08	17:41:01	2
85	17SEP08A 85	0808200-24 10X	0.0076200	266	1050903	1.996	17-Sep-08	17:44:07	2
86	17SEP08A 86	0808200-25 10X	0.0032917	94	1113344	5.129	17-Sep-08	17:47:18	2
87	17SEP08A 87	CCV	1.9808	86953	1103663	0.057	17-Sep-08	17:50:26	2
88	17SEP08A 88	CCB	0.0040195	123	1090467	5.205	17-Sep-08	17:53:33	2
89	17SEP08A 89	0808200-26 10X	0.0033335	95	1103895	5.341	17-Sep-08	17:56:37	2
90	17SEP08A 90	IP080916-3MB 10X	0.0033661	95	1087814	4.209	17-Sep-08	18:05:05	2
91	17SEP08A 91	IM080916-3LCS 10X	2.0087	86374	1080809	0.047	17-Sep-08	18:08:09	2
92	17SEP08A 92	0808200-27 10X	0.0062865	205	1019159	3.001	17-Sep-08	18:11:11	2
93	17SEP08A 93	0808200-27D 10X	0.0052833	175	1079924	2.675	17-Sep-08	18:14:13	2

Quantify Compound Summary Report
17SEP08A

Sample List: D:\MassLynx Projects\AUG2002.PRO\SampleDB\17SEP08A
Last modified: Thu Sep 18 10:23:48 2008
Method: D:\MassLynx Projects\AUG2002.PRO\MethDB\CD_SB_TL_U_PB_MO_AG_AS_SE+IS
Last modified: Thu Sep 18 10:23:37 2008
Job Code:

Printed: Thu Sep 18 10:25:22 2008

Compound 23: 109Ag

#	File name	Sample ID	PPB	CPS	IS CPS	%StdDev	Aq Date	AqTime	IS#
94	17SEP08A 94	0808200-27L 50X	0.0036094	117	1208506	4.524	17-Sep-08	18:17:17	2
95	17SEP08A 95	0808200-27MS 10X	1.9810	85923	1090444	0.056	17-Sep-08	18:20:21	2
96	17SEP08A 96	0808200-27MSD 10X	1.9962	89047	1121350	0.041	17-Sep-08	18:23:25	2
97	17SEP08A 97	0808200-28 10X	0.0050028	173	1144809	4.900	17-Sep-08	18:28:00	2
98	17SEP08A 98	0808200-29 10X	0.0033997	110	1240948	4.139	17-Sep-08	18:32:47	2
99	17SEP08A 99	CCV	2.0180	97347	1212370	0.049	17-Sep-08	18:35:52	2
100	17SEP08A 100	CCB	0.0038611	129	1209903	3.510	17-Sep-08	18:40:09	2
101	17SEP08A 101	0808200-30 10X	0.0032592	101	1214441	4.455	17-Sep-08	18:44:56	2
102	17SEP08A 102	0808200-31 10X	0.0036148	118	1216233	4.186	17-Sep-08	18:48:02	2
103	17SEP08A 103	0808200-32 10X	0.0029201	83	1186583	5.862	17-Sep-08	18:51:07	2
104	17SEP08A 104	0808200-33 10X	0.0034867	108	1173527	4.007	17-Sep-08	18:54:13	2
105	17SEP08A 105	0808200-34 10X	0.0028838	81	1181836	5.676	17-Sep-08	18:57:18	2
106	17SEP08A 106	0808200-35 10X	0.0028627	80	1181463	5.178	17-Sep-08	19:00:21	2
107	17SEP08A 107	0808200-36 10X	0.0029447	83	1170525	5.329	17-Sep-08	19:03:24	2
108	17SEP08A 108	0808200-37 10X	0.0030343	87	1169338	4.418	17-Sep-08	19:06:27	2
109	17SEP08A 109	0808200-38 10X	0.0030291	87	1172527	4.813	17-Sep-08	19:09:32	2
110	17SEP08A 110	0808200-39 20X	0.0041735	133	1119558	2.989	17-Sep-08	19:12:37	2
111	17SEP08A 111	CCV	2.0072	94918	1188631	0.045	17-Sep-08	19:15:41	2
112	17SEP08A 112	CCB	0.0037340	118	1160634	3.601	17-Sep-08	19:19:57	2
113	17SEP08A 113	0808200-40 10X	0.0063069	217	1074572	7.218	17-Sep-08	19:24:43	2
114	17SEP08A 114	0808200-41 100X	0.0029718	91	1264524	4.710	17-Sep-08	19:27:48	2
115	17SEP08A 115	0808200-42 100X	0.0028781	85	1244300	3.587	17-Sep-08	19:30:53	2
116	17SEP08A 116	0808200-43 10X	0.0031554	96	1213370	7.817	17-Sep-08	19:33:59	2
117	17SEP08A 117	0808200-44 10X	0.0030032	88	1202362	4.361	17-Sep-08	19:37:05	2
118	17SEP08A 118	0808200-45 10X	0.0029447	86	1212835	5.562	17-Sep-08	19:40:12	2
119	17SEP08A 119	0808200-46 10X	0.0032798	101	1202851	4.091	17-Sep-08	19:43:17	2
120	17SEP08A 120	0808200-27MS 50X	0.39198	18420	1203759	0.116	17-Sep-08	19:46:20	2
121	17SEP08A 121	0808200-27MSD 50X	0.38878	18469	1216978	0.131	17-Sep-08	19:49:24	2
122	17SEP08A 122	CCV	2.0231	97645	1212975	0.049	17-Sep-08	19:52:27	2
123	17SEP08A 123	CCB	0.0040549	135	1182394	3.027	17-Sep-08	19:56:43	2
124	17SEP08A 134	RINSE							

Quantify Compound Summary Report
17SEP08A

Sample List: D:\MassLynx Projects\AUG2002.PRO\SampleDB\17SEP08A
Last modified: Thu Sep 18 10:23:48 2008
Method: D:\MassLynx Projects\AUG2002.PRO\MethDB\CD_SB_TL_U_PB_MO_AG_AS_SE+IS
Last modified: Thu Sep 18 10:23:37 2008
Job Code:

Printed: Thu Sep 18 10:25:22 2008

Compound 25: 2Uranium

#	File name	Sample ID	PPB	CPS	IS CPS	%StdDev	Aq Date	AqTime	IS#
1	17SEP08A 01	RINSE	0.0011687	98	1000076	0.000	17-Sep-08	11:59:17	7
2	17SEP08A 02	RINSE	0.0011521	95	991604	0.000	17-Sep-08	12:01:34	7
3	17SEP08A 03	RINSE	0.0014268	130	984320	0.000	17-Sep-08	12:04:10	7
4	17SEP08A 04	RINSE	0.0012150	102	979782	0.000	17-Sep-08	12:07:13	7
5	17SEP08A 05	0 STD	0.0013138	114	973079	0.000	17-Sep-08	12:10:15	7
6	17SEP08A 06	L/100 STD	0.0098202	1211	976570	0.000	17-Sep-08	12:13:17	7
7	17SEP08A 07	L/20 STD	0.046277	5898	974127	0.000	17-Sep-08	12:16:21	7
8	17SEP08A 08	L/10 STD	0.094636	12296	987951	0.000	17-Sep-08	12:19:25	7
9	17SEP08A 09	LOW/2 STD	0.49437	63850	975034	0.000	17-Sep-08	12:22:28	7
10	17SEP08A 10	LOW STD	1.0097	131669	979922	0.000	17-Sep-08	12:25:32	7
11	17SEP08A 11	MID STD	2.0138	266928	988951	0.000	17-Sep-08	12:28:36	7
12	17SEP08A 12	HIGH/2 STD	4.9891	668888	988835	0.000	17-Sep-08	12:31:53	7
13	17SEP08A 13	HIGH STD	10.002	1357298	1011875	0.000	17-Sep-08	12:35:41	7
14	17SEP08A 14	HIGH STD READBACK	10.106	1359438	1003706	0.000	17-Sep-08	12:39:58	7
15	17SEP08A 15	ICV	2.6174	350275	995049	0.000	17-Sep-08	12:44:15	7
16	17SEP08A 16	ICB	0.0016524	156	963910	0.000	17-Sep-08	13:04:12	7
17	17SEP08A 17	CRI_L/100	0.012065	1474	959372	0.000	17-Sep-08	13:07:16	7
18	17SEP08A 18	CRI_L/10 ①	0.095450	12173	969682	0.000	17-Sep-08	13:10:21	7
19	17SEP08A 19	ICSA	0.0034207	350	885504	0.000	17-Sep-08	13:13:24	7
20	17SEP08A 20	ICSAB	2.1354	259945	907567	0.000	17-Sep-08	13:16:28	7
21	17SEP08A 21	F080915-1MB 10X	0.0059748	731	998074	0.000	17-Sep-08	13:19:31	7
22	17SEP08A 22	0809093-1 10X	0.17942	24279	1025955	0.000	17-Sep-08	13:24:16	7
23	17SEP08A 23	0809093-2 10X	0.40374	54464	1019392	0.000	17-Sep-08	13:27:21	7
24	17SEP08A 24	0809093-3 10X	0.23235	30902	1007337	0.000	17-Sep-08	13:30:25	7
25	17SEP08A 25	0809093-4 10X	0.22961	30075	992093	0.000	17-Sep-08	13:33:30	7
26	17SEP08A 26	0809093-5 10X	1.9370	257885	993839	0.000	17-Sep-08	13:36:35	7
27	17SEP08A 27	CCV	2.0209	271372	1001844	0.000	17-Sep-08	13:39:41	7
28	17SEP08A 28	CCB	0.0024979	280	1023930	0.000	17-Sep-08	13:42:46	7
29	17SEP08A 29	0809093-6 10X	0.16407	22000	1016972	0.000	17-Sep-08	13:45:50	7
30	17SEP08A 30	0809093-7 10X	0.16980	22079	986066	0.000	17-Sep-08	13:48:55	7
31	17SEP08A 31	0809093-9 10X	0.12130	16141	1010548	0.000	17-Sep-08	13:52:02	7

① = do not use for U.

Quantify Compound Summary Report
17SEP08A

Sample List: D:\MassLynx Projects\AUG2002.PRO\SampleDB\17SEP08A
Last modified: Thu Sep 18 10:23:48 2008
Method: D:\MassLynx Projects\AUG2002.PRO\MethDB\CD_SB_TL_U_PB_MO_AG_AS_SE+IS
Last modified: Thu Sep 18 10:23:37 2008
Job Code:

Printed: Thu Sep 18 10:25:22 2008

Compound 25: 2Uranium

#	File name	Sample ID	PPB	CPS	IS CPS	%StdDev	Aq Date	AqTime	IS#
32	17SEP08A 32	0809093-8 10X	1.1650	152769	984180	0.000	17-Sep-08	13:55:07	7
33	17SEP08A 33	0809093-8L 50X	0.22913	30589	1011200	0.000	17-Sep-08	13:58:10	7
34	17SEP08A 34	0809093-8MS 10X	3.3418	443949	984413	0.000	17-Sep-08	14:01:14	7
35	17SEP08A 35	0809093-8MSD 10X	3.3377	449191	997283	0.000	17-Sep-08	14:04:18	7
36	17SEP08A 36	ICSA_CEC As, Se only	0.13716	19278	1066775	0.000	17-Sep-08	14:11:12	7
37	17SEP08A 37	ICSAB_CEC	0.15371	21326	1052579	0.000	17-Sep-08	14:14:15	7
38	17SEP08A 38	F080915-1MB 10X	0.13156	17619	1016669	0.000	17-Sep-08	14:17:21	7
39	17SEP08A 39	CCV	2.0209	269371	994444	0.000	17-Sep-08	14:20:27	7
40	17SEP08A 40	CCB	0.0044379	530	1000890	0.000	17-Sep-08	14:23:31	7
41	17SEP08A 41	IP080917-22MB 10X	0.12214	15989	994118	0.000	17-Sep-08	14:26:35	7
42	17SEP08A 42	0809093-1 10X	0.11471	15503	1026630	0.000	17-Sep-08	14:29:42	7
43	17SEP08A 43	0809093-2 10X	0.10414	14177	1034589	0.000	17-Sep-08	14:32:48	7
44	17SEP08A 44	0809093-3 10X	0.10311	14089	1038522	0.000	17-Sep-08	14:35:54	7
45	17SEP08A 45	0809093-4 10X	0.11526	15591	1027491	0.000	17-Sep-08	14:39:02	7
46	17SEP08A 46	0809093-5 10X	0.14472	19550	1025094	0.000	17-Sep-08	14:42:06	7
47	17SEP08A 47	0809093-6 10X	0.12246	16666	1033495	0.000	17-Sep-08	14:45:10	7
48	17SEP08A 48	0809093-7 10X	0.097302	13293	1038639	0.000	17-Sep-08	14:48:14	7
49	17SEP08A 49	0809093-9 10X	0.10554	14203	1022674	0.000	17-Sep-08	14:51:18	7
50	17SEP08A 50	0809093-8 10X	0.11754	16033	1036009	0.000	17-Sep-08	14:54:23	7
51	17SEP08A 51	CCV	2.0138	267541	991255	0.000	17-Sep-08	14:57:30	7
52	17SEP08A 52	CCB	0.0039386	467	1007267	0.000	17-Sep-08	15:00:34	7
53	17SEP08A 53	0809093-8L 50X	0.025404	3322	1007383	0.000	17-Sep-08	15:03:38	7
54	17SEP08A 54	0809093-8MS 10X	0.12196	16350	1018066	0.000	17-Sep-08	15:06:43	7
55	17SEP08A 55	0809093-8MSD 10X	0.10507	14185	1025978	0.000	17-Sep-08	15:09:49	7
56	17SEP08A 56	ICSA_MO Mo only	0.0015959	137	887389	0.000	17-Sep-08	15:35:27	7
57	17SEP08A 57	ICSAB_MO	2.2928	278263	904006	0.000	17-Sep-08	15:38:32	7
58	17SEP08A 58	IP080916-1MB 10X	0.0016829	165	994770	0.000	17-Sep-08	15:45:14	7
59	17SEP08A 59	IM080916-1LCS 10X	2.0102	269189	999168	0.000	17-Sep-08	15:47:52	7
60	17SEP08A 60	0808200-7 100X	4.7107	642468	1006406	0.000	17-Sep-08	16:01:10	7
61	17SEP08A 61	0808200-7D 100X	5.4721	748966	1008896	0.000	17-Sep-08	16:04:13	7
62	17SEP08A 62	0808200-7L 500X	0.94182	129343	1032564	0.000	17-Sep-08	16:07:18	7

Quantify Compound Summary Report
17SEP08A

Sample List: D:\MassLynx Projects\AUG2002.PRO\SampleDB\17SEP08A
Last modified: Thu Sep 18 10:23:48 2008
Method: D:\MassLynx Projects\AUG2002.PRO\MethDB\CD_SB_TL_U_PB_MO_AG_AS_SE+IS
Last modified: Thu Sep 18 10:23:37 2008
Job Code:

Printed: Thu Sep 18 10:25:22 2008

Compound 25: 2Uranium

#	File name	Sample ID	PPB	CPS	IS CPS	%StdDev	Aq Date	AqTime	IS#
63	17SEP08A 63	CCV	2.0172	269638	997283	0.000	17-Sep-08	16:10:22	7
64	17SEP08A 64	CCB	0.0027016	299	995561	0.000	17-Sep-08	16:21:16	7
65	17SEP08A 65	0808200-7MS 100X	4.8955	666477	1004265	0.000	17-Sep-08	16:24:19	7
66	17SEP08A 66	0808200-7MSD 100X	5.1899	704251	1000541	0.000	17-Sep-08	16:27:25	7
67	17SEP08A 67	0808200-8 10X	0.15713	20738	1001193	0.000	17-Sep-08	16:30:31	7
68	17SEP08A 68	0808200-9 10X	0.26190	34790	1005638	0.000	17-Sep-08	16:35:49	7
69	17SEP08A 69	0808200-10 10X	0.13087	17304	1003776	0.000	17-Sep-08	16:38:55	7
70	17SEP08A 70	0808200-11 10X	0.17083	22630	1004544	0.000	17-Sep-08	16:42:02	7
71	17SEP08A 71	0808200-12 10X	0.15295	20082	996119	0.000	17-Sep-08	16:45:09	7
72	17SEP08A 72	0808200-13 10X	0.67536	88449	986973	0.000	17-Sep-08	16:48:16	7
73	17SEP08A 73	0808200-14 10X	0.57393	75286	989510	0.000	17-Sep-08	16:51:23	7
74	17SEP08A 74	0808200-15 10X	0.13194	17358	998703	0.000	17-Sep-08	16:54:30	7
75	17SEP08A 75	CCV	2.0133	266458	987462	0.000	17-Sep-08	16:57:35	7
76	17SEP08A 76	CCB	0.0089027	1098	981295	0.000	17-Sep-08	17:00:40	7
77	17SEP08A 77	0808200-16 10X	0.021893	2853	1006685	0.000	17-Sep-08	17:03:44	7
78	17SEP08A 78	0808200-17 10X	0.030782	4009	1000285	0.000	17-Sep-08	17:06:50	7
79	17SEP08A 79	0808200-18 10X	0.51694	66770	974871	0.000	17-Sep-08	17:09:55	7
80	17SEP08A 80	0808200-19 10X	0.12318	12248	755060	0.000	17-Sep-08	17:28:35	7
81	17SEP08A 81	0808200-20 10X	0.15636	15733	763299	0.000	17-Sep-08	17:31:40	7
82	17SEP08A 82	0808200-21 10X	0.82565	84396	769303	0.000	17-Sep-08	17:34:46	7
83	17SEP08A 83	0808200-22 10X	0.17327	17856	781405	0.000	17-Sep-08	17:37:53	7
84	17SEP08A 84	0808200-23 10X	0.62385	64247	776471	0.000	17-Sep-08	17:41:01	7
85	17SEP08A 85	0808200-24 10X	0.51970	53252	773353	0.000	17-Sep-08	17:44:07	7
86	17SEP08A 86	0808200-25 10X	0.30173	32366	811613	0.000	17-Sep-08	17:47:18	7
87	17SEP08A 87	CCV	1.9815	212081	798743	0.000	17-Sep-08	17:50:26	7
88	17SEP08A 88	CCB	0.0036665	341	797277	0.000	17-Sep-08	17:53:33	7
89	17SEP08A 89	0808200-26 10X	0.21791	22986	799116	0.000	17-Sep-08	17:56:37	7
90	17SEP08A 90	IP080916-3MB 10X	0.0023773	205	796020	0.000	17-Sep-08	18:05:05	7
91	17SEP08A 91	IM080916-3LCS 10X	1.9202	208631	811148	0.000	17-Sep-08	18:08:09	7
92	17SEP08A 92	0808200-27 10X	10.252	1004032	731415	0.000	17-Sep-08	18:11:11	7
93	17SEP08A 93	0808200-27D 10X	10.085	1018961	753804	0.000	17-Sep-08	18:14:13	7

Quantify Compound Summary Report
17SEP08A

Sample List: D:\MassLynx Projects\AUG2002.PRO\SampleDB\17SEP08A
Last modified: Thu Sep 18 10:23:48 2008
Method: D:\MassLynx Projects\AUG2002.PRO\MethDB\CD_SB_TL_U_PB_MO_AG_AS_SE+IS
Last modified: Thu Sep 18 10:23:37 2008
Job Code:

Printed: Thu Sep 18 10:25:22 2008

Compound 25: 2Uranium

#	File name	Sample ID	PPB	CPS	IS CPS	%StdDev	Aq Date	AqTime	IS#
94	17SEP08A 94	0808200-27L 50X	2.0337	231237	848244	0.000	17-Sep-08	18:17:17	7
95	17SEP08A 95	0808200-27MS 10X ①	12.592	1251118	756480	0.000	17-Sep-08	18:20:21	7
96	17SEP08A 96	0808200-27MSD 10X ↓	12.488	1260698	767860	0.000	17-Sep-08	18:23:25	7
97	17SEP08A 97	0808200-28 10X	5.5315	602294	802560	0.000	17-Sep-08	18:28:00	7
98	17SEP08A 98	0808200-29 10X	0.12080	13837	869935	0.000	17-Sep-08	18:32:47	7
99	17SEP08A 99	CCV	1.9760	225828	852876	0.000	17-Sep-08	18:35:52	7
100	17SEP08A 100	CCB	0.0042997	428	837097	0.000	17-Sep-08	18:40:09	7
101	17SEP08A 101	0808200-30 10X ①	0.12828	14395	851991	0.000	17-Sep-08	18:44:56	7
102	17SEP08A 102	0808200-31 10X ↓	0.12243	13591	842985	0.000	17-Sep-08	18:48:02	7
103	17SEP08A 103	0808200-32 10X	0.0046646	469	838307	0.000	17-Sep-08	18:51:07	7
104	17SEP08A 104	0808200-33 10X	0.0033735	325	835398	0.000	17-Sep-08	18:54:13	7
105	17SEP08A 105	0808200-34 10X ①	0.12337	13569	835188	0.000	17-Sep-08	18:57:18	7
106	17SEP08A 106	0808200-35 10X	0.43061	47708	836957	0.000	17-Sep-08	19:00:21	7
107	17SEP08A 107	0808200-36 10X ①	0.15801	17278	829440	0.000	17-Sep-08	19:03:24	7
108	17SEP08A 108	0808200-37 10X	0.27770	30457	830092	0.000	17-Sep-08	19:06:27	7
109	17SEP08A 109	0808200-38 10X ①	0.16731	18311	829975	0.000	17-Sep-08	19:09:32	7
110	17SEP08A 110	0808200-39 20X ↓	11.175	1126256	757667	0.000	17-Sep-08	19:12:37	7
111	17SEP08A 111	CCV	1.9931	220624	825996	0.000	17-Sep-08	19:15:41	7
112	17SEP08A 112	CCB	0.024449	2608	822295	0.000	17-Sep-08	19:19:57	7
113	17SEP08A 113	0808200-40 10X ①	11.654	1133795	734231	0.000	17-Sep-08	19:24:43	7
114	17SEP08A 114	0808200-41 100X	3.5391	416198	870772	0.000	17-Sep-08	19:27:48	7
115	17SEP08A 115	0808200-42 100X	4.7637	551737	854575	0.000	17-Sep-08	19:30:53	7
116	17SEP08A 116	0808200-43 10X	0.71251	80843	854784	0.000	17-Sep-08	19:33:59	7
117	17SEP08A 117	0808200-44 10X ①	0.16086	18078	852434	0.000	17-Sep-08	19:37:05	7
118	17SEP08A 118	0808200-45 10X	0.011887	1290	852666	0.000	17-Sep-08	19:40:12	7
119	17SEP08A 119	0808200-46 10X ↓	0.11264	12627	851619	0.000	17-Sep-08	19:43:17	7
120	17SEP08A 120	0808200-27MS 50X	2.2951	256379	832070	0.000	17-Sep-08	19:46:20	7
121	17SEP08A 121	0808200-27MSD 50X	2.3093	258485	833652	0.000	17-Sep-08	19:49:24	7
122	17SEP08A 122	CCV	1.9862	224248	842519	0.000	17-Sep-08	19:52:27	7
123	17SEP08A 123	CCB	0.0061162	625	832140	0.000	17-Sep-08	19:56:43	7
124	17SEP08A 134	RINSE							

① = do not use for U - reanalyzed in a later Sequence.

Quantify Compound Summary Report
17SEP08A

Sample List: D:\MassLynx Projects\AUG2002.PRO\SampleDB\17SEP08A
Last modified: Thu Sep 18 10:23:48 2008
Method: D:\MassLynx Projects\AUG2002.PRO\MethDB\CD_SB_TL_U_PB_MO_AG_AS_SE+IS
Last modified: Thu Sep 18 10:23:37 2008
Job Code:

Printed: Thu Sep 18 10:25:22 2008

Compound 1: 115In

#	File name	Sample ID	PPB	CPS	IS CPS	%StdDev	Aq Date	AqTime	IS#
1	17SEP08A 01	RINSE	1.0374	1440023		0.010	17-Sep-08	11:59:17	0
2	17SEP08A 02	RINSE	1.0113	1403858		0.009	17-Sep-08	12:01:34	0
3	17SEP08A 03	RINSE	1.0063	1396922		0.009	17-Sep-08	12:04:10	0
4	17SEP08A 04	RINSE	0.99454	1380585		0.010	17-Sep-08	12:07:13	0
5	17SEP08A 05	0 STD	0.98942	1373487		0.011	17-Sep-08	12:10:15	0
6	17SEP08A 06	L/100 STD	0.99992	1388055		0.011	17-Sep-08	12:13:17	0
7	17SEP08A 07	L/20 STD	0.99187	1376884		0.010	17-Sep-08	12:16:21	0
8	17SEP08A 08	L/10 STD	0.98833	1371974		0.010	17-Sep-08	12:19:25	0
9	17SEP08A 09	LOW/2 STD	0.98369	1365527		0.011	17-Sep-08	12:22:28	0
10	17SEP08A 10	LOW STD	0.99950	1387474		0.009	17-Sep-08	12:25:32	0
11	17SEP08A 11	MID STD	0.99957	1387567		0.011	17-Sep-08	12:28:36	0
12	17SEP08A 12	HIGH/2 STD	1.0101	1402252		0.011	17-Sep-08	12:31:53	0
13	17SEP08A 13	HIGH STD	1.0207	1416867		0.011	17-Sep-08	12:35:41	0
14	17SEP08A 14	HIGH STD READBACK	1.0173	1412212		0.009	17-Sep-08	12:39:58	0
15	17SEP08A 15	ICV	1.0037	1393362		0.011	17-Sep-08	12:44:15	0
16	17SEP08A 16	ICB	0.97534	1353938		0.010	17-Sep-08	13:04:12	0
17	17SEP08A 17	CRI_L/100	0.98213	1363363		0.011	17-Sep-08	13:07:16	0
18	17SEP08A 18	CRI_L/10	0.99422	1380143		0.010	17-Sep-08	13:10:21	0
19	17SEP08A 19	ICSA	0.98230	1363596		0.011	17-Sep-08	13:13:24	0
20	17SEP08A 20	ICSAB	1.0193	1414959		0.010	17-Sep-08	13:16:28	0
21	17SEP08A 21	F080915-1MB 10X	0.97660	1355683		0.015	17-Sep-08	13:19:31	0
22	17SEP08A 22	0809093-1 10X	1.0491	1456268		0.011	17-Sep-08	13:24:16	0
23	17SEP08A 23	0809093-2 10X	1.0445	1449914		0.011	17-Sep-08	13:27:21	0
24	17SEP08A 24	0809093-3 10X	1.0336	1434857		0.014	17-Sep-08	13:30:25	0
25	17SEP08A 25	0809093-4 10X	1.0397	1443328		0.010	17-Sep-08	13:33:30	0
26	17SEP08A 26	0809093-5 10X	1.0436	1448634		0.011	17-Sep-08	13:36:35	0
27	17SEP08A 27	CCV	1.0260	1424198		0.009	17-Sep-08	13:39:41	0
28	17SEP08A 28	CCB	1.0367	1439116		0.010	17-Sep-08	13:42:46	0
29	17SEP08A 29	0809093-6 10X	1.0436	1448751		0.010	17-Sep-08	13:45:50	0
30	17SEP08A 30	0809093-7 10X	1.0384	1441490		0.010	17-Sep-08	13:48:55	0
31	17SEP08A 31	0809093-9 10X	1.0429	1447703		0.012	17-Sep-08	13:52:02	0

Quantify Compound Summary Report
17SEP08A

Sample List: D:\MassLynx Projects\AUG2002.PRO\SampleDB\17SEP08A
Last modified: Thu Sep 18 10:23:48 2008
Method: D:\MassLynx Projects\AUG2002.PRO\MethDB\CD_SB_TL_U_PB_MO_AG_AS_SE+IS
Last modified: Thu Sep 18 10:23:37 2008
Job Code:

Printed: Thu Sep 18 10:25:22 2008

Compound 1: 115In

#	File name	Sample ID	PPB	CPS	IS CPS	%StdDev	Aq Date	AqTime	IS#
32	17SEP08A 32	0809093-8 10X	1.0351	1436951		0.010	17-Sep-08	13:55:07	0
33	17SEP08A 33	0809093-8L 50X	1.0341	1435439		0.013	17-Sep-08	13:58:10	0
34	17SEP08A 34	0809093-8MS 10X	1.0312	1431506		0.011	17-Sep-08	14:01:14	0
35	17SEP08A 35	0809093-8MSD 10X	1.0421	1446610		0.010	17-Sep-08	14:04:18	0
36	17SEP08A 36	ICSA_CEC	1.0483	1455220		0.010	17-Sep-08	14:11:12	0
37	17SEP08A 37	ICSAB_CEC	1.0586	1469556		0.009	17-Sep-08	14:14:15	0
38	17SEP08A 38	F080915-1MB 10X	1.0200	1415983		0.012	17-Sep-08	14:17:21	0
39	17SEP08A 39	CCV	1.0030	1392268		0.009	17-Sep-08	14:20:27	0
40	17SEP08A 40	CCB	1.0151	1409140		0.012	17-Sep-08	14:23:31	0
41	17SEP08A 41	IP080917-22MB 10X	1.0118	1404602		0.011	17-Sep-08	14:26:35	0
42	17SEP08A 42	0809093-1 10X	1.0226	1419567		0.011	17-Sep-08	14:29:42	0
43	17SEP08A 43	0809093-2 10X	1.0242	1421708		0.012	17-Sep-08	14:32:48	0
44	17SEP08A 44	0809093-3 10X	1.0239	1421312		0.013	17-Sep-08	14:35:54	0
45	17SEP08A 45	0809093-4 10X	1.0296	1429318		0.011	17-Sep-08	14:39:02	0
46	17SEP08A 46	0809093-5 10X	1.0448	1450403		0.015	17-Sep-08	14:42:06	0
47	17SEP08A 47	0809093-6 10X	1.0283	1427503		0.012	17-Sep-08	14:45:10	0
48	17SEP08A 48	0809093-7 10X	1.0269	1425478		0.010	17-Sep-08	14:48:14	0
49	17SEP08A 49	0809093-9 10X	1.0273	1426013		0.011	17-Sep-08	14:51:18	0
50	17SEP08A 50	0809093-8 10X	1.0407	1444608		0.010	17-Sep-08	14:54:23	0
51	17SEP08A 51	CCV	1.0004	1388730		0.009	17-Sep-08	14:57:30	0
52	17SEP08A 52	CCB	1.0210	1417379		0.013	17-Sep-08	15:00:34	0
53	17SEP08A 53	0809093-8L 50X	1.0092	1400902		0.013	17-Sep-08	15:03:38	0
54	17SEP08A 54	0809093-8MS 10X	1.0144	1408163		0.010	17-Sep-08	15:06:43	0
55	17SEP08A 55	0809093-8MSD 10X	1.0223	1419148		0.010	17-Sep-08	15:09:49	0
56	17SEP08A 56	ICSA_MO	1.0107	1402996		0.009	17-Sep-08	15:35:27	0
57	17SEP08A 57	ICSAB_MO	1.0483	1455174		0.008	17-Sep-08	15:38:32	0
58	17SEP08A 58	IP080916-1MB 10X	1.0275	1426362		0.011	17-Sep-08	15:45:14	0
59	17SEP08A 59	IM080916-1LCS 10X	1.0285	1427689		0.010	17-Sep-08	15:47:52	0
60	17SEP08A 60	0808200-7 100X	1.0691	1484032		0.008	17-Sep-08	16:01:10	0
61	17SEP08A 61	0808200-7D 100X	1.0596	1470953		0.008	17-Sep-08	16:04:13	0
62	17SEP08A 62	0808200-7L 500X	1.0609	1472768		0.009	17-Sep-08	16:07:18	0

Quantify Compound Summary Report
17SEP08A

Sample List: D:\MassLynx Projects\AUG2002.PRO\SampleDB\17SEP08A
Last modified: Thu Sep 18 10:23:48 2008
Method: D:\MassLynx Projects\AUG2002.PRO\MethDB\CD_SB_TL_U_PB_MO_AG_AS_SE+IS
Last modified: Thu Sep 18 10:23:37 2008
Job Code:

Printed: Thu Sep 18 10:25:22 2008

Compound 1: 115In

#	File name	Sample ID	PPB	CPS	IS CPS	%StdDev	Aq Date	AqTime	IS#
63	17SEP08A 63	CCV	1.0272	1425874		0.010	17-Sep-08	16:10:22	0
64	17SEP08A 64	CCB	1.0308	1430947		0.011	17-Sep-08	16:21:16	0
65	17SEP08A 65	0808200-7MS 100X	1.0492	1456477		0.009	17-Sep-08	16:24:19	0
66	17SEP08A 66	0808200-7MSD 100X	1.0522	1460573		0.011	17-Sep-08	16:27:25	0
67	17SEP08A 67	0808200-8 10X	1.0388	1441978		0.009	17-Sep-08	16:30:31	0
68	17SEP08A 68	0808200-9 10X	1.0335	1434740		0.010	17-Sep-08	16:35:49	0
69	17SEP08A 69	0808200-10 10X	1.0377	1440559		0.012	17-Sep-08	16:38:55	0
70	17SEP08A 70	0808200-11 10X	1.0452	1450868		0.011	17-Sep-08	16:42:02	0
71	17SEP08A 71	0808200-12 10X	1.0301	1429946		0.012	17-Sep-08	16:45:09	0
72	17SEP08A 72	0808200-13 10X	1.0316	1431971		0.010	17-Sep-08	16:48:16	0
73	17SEP08A 73	0808200-14 10X	1.0301	1429900		0.009	17-Sep-08	16:51:23	0
74	17SEP08A 74	0808200-15 10X	1.0455	1451334		0.011	17-Sep-08	16:54:30	0
75	17SEP08A 75	CCV	0.99977	1387846		0.011	17-Sep-08	16:57:35	0
76	17SEP08A 76	CCB	1.0009	1389475		0.011	17-Sep-08	17:00:40	0
77	17SEP08A 77	0808200-16 10X	1.0306	1430668		0.010	17-Sep-08	17:03:44	0
78	17SEP08A 78	0808200-17 10X	1.0223	1419148		0.012	17-Sep-08	17:06:50	0
79	17SEP08A 79	0808200-18 10X	1.0189	1414470		0.011	17-Sep-08	17:09:55	0
80	17SEP08A 80	0808200-19 10X	0.77488	1075666		0.010	17-Sep-08	17:28:35	0
81	17SEP08A 81	0808200-20 10X	0.78506	1089792		0.010	17-Sep-08	17:31:40	0
82	17SEP08A 82	0808200-21 10X	0.80211	1113460		0.009	17-Sep-08	17:34:46	0
83	17SEP08A 83	0808200-22 10X	0.81699	1134127		0.009	17-Sep-08	17:37:53	0
84	17SEP08A 84	0808200-23 10X	0.82261	1141923		0.007	17-Sep-08	17:41:01	0
85	17SEP08A 85	0808200-24 10X	0.82804	1149463		0.010	17-Sep-08	17:44:07	0
86	17SEP08A 86	0808200-25 10X	0.85696	1189609		0.006	17-Sep-08	17:47:18	0
87	17SEP08A 87	CCV	0.83939	1165219		0.010	17-Sep-08	17:50:26	0
88	17SEP08A 88	CCB	0.83289	1156189		0.011	17-Sep-08	17:53:33	0
89	17SEP08A 89	0808200-26 10X	0.85143	1181929		0.011	17-Sep-08	17:56:37	0
90	17SEP08A 90	IP080916-3MB 10X	0.82880	1150511		0.010	17-Sep-08	18:05:05	0
91	17SEP08A 91	IM080916-3LCS 10X	0.83083	1153327		0.011	17-Sep-08	18:08:09	0
92	17SEP08A 92	0808200-27 10X	0.82008	1138409		0.010	17-Sep-08	18:11:11	0
93	17SEP08A 93	0808200-27D 10X	0.85307	1184210		0.008	17-Sep-08	18:14:13	0

Quantify Compound Summary Report
17SEP08A

Sample List: D:\MassLynx Projects\AUG2002.PRO\SampleDB\17SEP08A
Last modified: Thu Sep 18 10:23:48 2008
Method: D:\MassLynx Projects\AUG2002.PRO\MethDB\CD_SB_TL_U_PB_MO_AG_AS_SE+IS
Last modified: Thu Sep 18 10:23:37 2008
Job Code:

Printed: Thu Sep 18 10:25:22 2008

Compound 1: 115In

#	File name	Sample ID	PPB	CPS	IS CPS	%StdDev	Aq Date	AqTime	IS#
94	17SEP08A 94	0808200-27L 50X	0.93494	1297850		0.007	17-Sep-08	18:17:17	0
95	17SEP08A 95	0808200-27MS 10X	0.86806	1205015		0.009	17-Sep-08	18:20:21	0
96	17SEP08A 96	0808200-27MSD 10X	0.89064	1236364		0.010	17-Sep-08	18:23:25	0
97	17SEP08A 97	0808200-28 10X	0.87624	1216372		0.019	17-Sep-08	18:28:00	0
98	17SEP08A 98	0808200-29 10X	0.95301	1322938		0.008	17-Sep-08	18:32:47	0
99	17SEP08A 99	CCV	0.91510	1270319		0.009	17-Sep-08	18:35:52	0
100	17SEP08A 100	CCB	0.90520	1256564		0.010	17-Sep-08	18:40:09	0
101	17SEP08A 101	0808200-30 10X	0.92271	1280884		0.009	17-Sep-08	18:44:56	0
102	17SEP08A 102	0808200-31 10X	0.92352	1282002		0.010	17-Sep-08	18:48:02	0
103	17SEP08A 103	0808200-32 10X	0.90959	1262662		0.012	17-Sep-08	18:51:07	0
104	17SEP08A 104	0808200-33 10X	0.90204	1252189		0.011	17-Sep-08	18:54:13	0
105	17SEP08A 105	0808200-34 10X	0.90333	1253981		0.010	17-Sep-08	18:57:18	0
106	17SEP08A 106	0808200-35 10X	0.90131	1251165		0.011	17-Sep-08	19:00:21	0
107	17SEP08A 107	0808200-36 10X	0.89960	1248791		0.011	17-Sep-08	19:03:24	0
108	17SEP08A 108	0808200-37 10X	0.89911	1248116		0.010	17-Sep-08	19:06:27	0
109	17SEP08A 109	0808200-38 10X	0.89877	1247651		0.010	17-Sep-08	19:09:32	0
110	17SEP08A 110	0808200-39 20X	0.86010	1193961		0.008	17-Sep-08	19:12:37	0
111	17SEP08A 111	CCV	0.88882	1233827		0.010	17-Sep-08	19:15:41	0
112	17SEP08A 112	CCB	0.88273	1225379		0.013	17-Sep-08	19:19:57	0
113	17SEP08A 113	0808200-40 10X	0.84675	1175436		0.007	17-Sep-08	19:24:43	0
114	17SEP08A 114	0808200-41 100X	0.96369	1337763		0.011	17-Sep-08	19:27:48	0
115	17SEP08A 115	0808200-42 100X	0.94974	1318400		0.007	17-Sep-08	19:30:53	0
116	17SEP08A 116	0808200-43 10X	0.92909	1289728		0.011	17-Sep-08	19:33:59	0
117	17SEP08A 117	0808200-44 10X	0.92508	1284166		0.011	17-Sep-08	19:37:05	0
118	17SEP08A 118	0808200-45 10X	0.92731	1287261		0.012	17-Sep-08	19:40:12	0
119	17SEP08A 119	0808200-46 10X	0.92116	1278720		0.011	17-Sep-08	19:43:17	0
120	17SEP08A 120	0808200-27MS 50X	0.92773	1287843		0.007	17-Sep-08	19:46:20	0
121	17SEP08A 121	0808200-27MSD 50X	0.93489	1297780		0.009	17-Sep-08	19:49:24	0
122	17SEP08A 122	CCV	0.92189	1279744		0.009	17-Sep-08	19:52:27	0
123	17SEP08A 123	CCB	0.89877	1247651		0.009	17-Sep-08	19:56:43	0
124	17SEP08A 134	RINSE							

Quantify Compound Summary Report
17SEP08A

Sample List: D:\MassLynx Projects\AUG2002.PRO\SampleDB\17SEP08A
Last modified: Thu Sep 18 10:23:48 2008
Method: D:\MassLynx Projects\AUG2002.PRO\MethDB\CD_SB_TL_U_PB_MO_AG_AS_SE+IS
Last modified: Thu Sep 18 10:23:37 2008
Job Code:

Printed: Thu Sep 18 10:25:22 2008

Compound 2: 103Rh

#	File name	Sample ID	PPB	CPS	IS CPS	%StdDev	Aq Date	AqTime	IS#
1	17SEP08A 01	RINSE	1.0504	1323404		0.009	17-Sep-08	11:59:17	0
2	17SEP08A 02	RINSE	1.0204	1285609		0.010	17-Sep-08	12:01:34	0
3	17SEP08A 03	RINSE	1.0036	1264431		0.009	17-Sep-08	12:04:10	0
4	17SEP08A 04	RINSE	0.99693	1256076		0.011	17-Sep-08	12:07:13	0
5	17SEP08A 05	0 STD	1.0005	1260521		0.009	17-Sep-08	12:10:15	0
6	17SEP08A 06	L/100 STD	1.0032	1264035		0.012	17-Sep-08	12:13:17	0
7	17SEP08A 07	L/20 STD	0.99700	1256169		0.010	17-Sep-08	12:16:21	0
8	17SEP08A 08	L/10 STD	0.99946	1259264		0.011	17-Sep-08	12:19:25	0
9	17SEP08A 09	LOW/2 STD	0.98147	1236596		0.012	17-Sep-08	12:22:28	0
10	17SEP08A 10	LOW STD	0.99988	1259799		0.010	17-Sep-08	12:25:32	0
11	17SEP08A 11	MID STD	0.99922	1258962		0.010	17-Sep-08	12:28:36	0
12	17SEP08A 12	HIGH/2 STD	1.0046	1265757		0.010	17-Sep-08	12:31:53	0
13	17SEP08A 13	HIGH STD	1.0115	1274484		0.011	17-Sep-08	12:35:41	0
14	17SEP08A 14	HIGH STD READBACK	1.0034	1264221		0.011	17-Sep-08	12:39:58	0
15	17SEP08A 15	ICV	1.0117	1274671		0.011	17-Sep-08	12:44:15	0
16	17SEP08A 16	ICB	0.99039	1247837		0.012	17-Sep-08	13:04:12	0
17	17SEP08A 17	CRI_L/100	0.99054	1248023		0.011	17-Sep-08	13:07:16	0
18	17SEP08A 18	CRI_L/10	0.99612	1255052		0.013	17-Sep-08	13:10:21	0
19	17SEP08A 19	ICSA	0.93208	1174365		0.010	17-Sep-08	13:13:24	0
20	17SEP08A 20	ICSAB	0.97172	1224308		0.009	17-Sep-08	13:16:28	0
21	17SEP08A 21	F080915-1MB 10X	0.99451	1253027		0.017	17-Sep-08	13:19:31	0
22	17SEP08A 22	0809093-1 10X	1.0312	1299316		0.013	17-Sep-08	13:24:16	0
23	17SEP08A 23	0809093-2 10X	1.0290	1296524		0.011	17-Sep-08	13:27:21	0
24	17SEP08A 24	0809093-3 10X	1.0183	1282979		0.013	17-Sep-08	13:30:25	0
25	17SEP08A 25	0809093-4 10X	1.0351	1304227		0.012	17-Sep-08	13:33:30	0
26	17SEP08A 26	0809093-5 10X	1.0317	1299875		0.010	17-Sep-08	13:36:35	0
27	17SEP08A 27	CCV	1.0377	1307439		0.009	17-Sep-08	13:39:41	0
28	17SEP08A 28	CCB	1.0368	1306322		0.008	17-Sep-08	13:42:46	0
29	17SEP08A 29	0809093-6 10X	1.0248	1291218		0.013	17-Sep-08	13:45:50	0
30	17SEP08A 30	0809093-7 10X	1.0162	1280303		0.012	17-Sep-08	13:48:55	0
31	17SEP08A 31	0809093-9 10X	1.0218	1287378		0.011	17-Sep-08	13:52:02	0

Quantify Compound Summary Report
17SEP08A

Sample List: D:\MassLynx Projects\AUG2002.PRO\SampleDB\17SEP08A
Last modified: Thu Sep 18 10:23:48 2008
Method: D:\MassLynx Projects\AUG2002.PRO\MethDB\CD_SB_TL_U_PB_MO_AG_AS_SE+IS
Last modified: Thu Sep 18 10:23:37 2008
Job Code:

Printed: Thu Sep 18 10:25:22 2008

Compound 2: 103Rh

#	File name	Sample ID	PPB	CPS	IS CPS	%StdDev	Aq Date	AqTime	IS#
32	17SEP08A 32	0809093-8 10X	1.0324	1300783		0.014	17-Sep-08	13:55:07	0
33	17SEP08A 33	0809093-8L 50X	1.0409	1311418		0.011	17-Sep-08	13:58:10	0
34	17SEP08A 34	0809093-8MS 10X	1.0194	1284422		0.010	17-Sep-08	14:01:14	0
35	17SEP08A 35	0809093-8MSD 10X	1.0271	1294127		0.010	17-Sep-08	14:04:18	0
36	17SEP08A 36	ICSA_CEC	1.0572	1331991		0.011	17-Sep-08	14:11:12	0
37	17SEP08A 37	ICSAB_CEC	1.0626	1338857		0.010	17-Sep-08	14:14:15	0
38	17SEP08A 38	F080915-1MB 10X	1.0205	1285725		0.011	17-Sep-08	14:17:21	0
39	17SEP08A 39	CCV	1.0296	1297268		0.010	17-Sep-08	14:20:27	0
40	17SEP08A 40	CCB	1.0277	1294871		0.012	17-Sep-08	14:23:31	0
41	17SEP08A 41	IP080917-22MB 10X	1.0281	1295337		0.013	17-Sep-08	14:26:35	0
42	17SEP08A 42	0809093-1 10X	1.0266	1293405		0.013	17-Sep-08	14:29:42	0
43	17SEP08A 43	0809093-2 10X	1.0339	1302714		0.012	17-Sep-08	14:32:48	0
44	17SEP08A 44	0809093-3 10X	1.0131	1276416		0.014	17-Sep-08	14:35:54	0
45	17SEP08A 45	0809093-4 10X	1.0187	1283491		0.013	17-Sep-08	14:39:02	0
46	17SEP08A 46	0809093-5 10X	1.0298	1297431		0.011	17-Sep-08	14:42:06	0
47	17SEP08A 47	0809093-6 10X	1.0224	1288169		0.012	17-Sep-08	14:45:10	0
48	17SEP08A 48	0809093-7 10X	1.0230	1288960		0.011	17-Sep-08	14:48:14	0
49	17SEP08A 49	0809093-9 10X	1.0269	1293871		0.013	17-Sep-08	14:51:18	0
50	17SEP08A 50	0809093-8 10X	1.0364	1305833		0.013	17-Sep-08	14:54:23	0
51	17SEP08A 51	CCV	1.0076	1269551		0.010	17-Sep-08	14:57:30	0
52	17SEP08A 52	CCB	1.0294	1297036		0.013	17-Sep-08	15:00:34	0
53	17SEP08A 53	0809093-8L 50X	1.0117	1274717		0.011	17-Sep-08	15:03:38	0
54	17SEP08A 54	0809093-8MS 10X	1.0192	1284096		0.013	17-Sep-08	15:06:43	0
55	17SEP08A 55	0809093-8MSD 10X	1.0220	1287703		0.014	17-Sep-08	15:09:49	0
56	17SEP08A 56	ICSA_MO	0.98998	1247325		0.010	17-Sep-08	15:35:27	0
57	17SEP08A 57	ICSAB_MO	1.0227	1288588		0.010	17-Sep-08	15:38:32	0
58	17SEP08A 58	IP080916-1MB 10X	1.0444	1315840		0.011	17-Sep-08	15:45:14	0
59	17SEP08A 59	IM080916-1LCS 10X	1.0333	1301853		0.009	17-Sep-08	15:47:52	0
60	17SEP08A 60	0808200-7 100X	1.0638	1340323		0.011	17-Sep-08	16:01:10	0
61	17SEP08A 61	0808200-7D 100X	1.0795	1360082		0.012	17-Sep-08	16:04:13	0
62	17SEP08A 62	0808200-7L 500X	1.0727	1351564		0.010	17-Sep-08	16:07:18	0

Quantify Compound Summary Report
17SEP08A

Sample List: D:\MassLynx Projects\AUG2002.PRO\SampleDB\17SEP08A
Last modified: Thu Sep 18 10:23:48 2008
Method: D:\MassLynx Projects\AUG2002.PRO\MethDB\CD_SB_TL_U_PB_MO_AG_AS_SE+IS
Last modified: Thu Sep 18 10:23:37 2008
Job Code:

Printed: Thu Sep 18 10:25:22 2008

Compound 2: 103Rh

#	File name	Sample ID	PPB	CPS	IS CPS	%StdDev	Aq Date	AqTime	IS#
63	17SEP08A 63	CCV	1.0557	1330106		0.013	17-Sep-08	16:10:22	0
64	17SEP08A 64	CCB	1.0495	1322263		0.013	17-Sep-08	16:21:16	0
65	17SEP08A 65	0808200-7MS 100X	1.0536	1327476		0.010	17-Sep-08	16:24:19	0
66	17SEP08A 66	0808200-7MSD 100X	1.0739	1353053		0.009	17-Sep-08	16:27:25	0
67	17SEP08A 67	0808200-8 10X	1.0394	1309556		0.010	17-Sep-08	16:30:31	0
68	17SEP08A 68	0808200-9 10X	1.0408	1311325		0.011	17-Sep-08	16:35:49	0
69	17SEP08A 69	0808200-10 10X	1.0422	1313164		0.010	17-Sep-08	16:38:55	0
70	17SEP08A 70	0808200-11 10X	1.0402	1310627		0.012	17-Sep-08	16:42:02	0
71	17SEP08A 71	0808200-12 10X	1.0305	1298432		0.010	17-Sep-08	16:45:09	0
72	17SEP08A 72	0808200-13 10X	1.0214	1286959		0.012	17-Sep-08	16:48:16	0
73	17SEP08A 73	0808200-14 10X	1.0369	1306484		0.008	17-Sep-08	16:51:23	0
74	17SEP08A 74	0808200-15 10X	1.0387	1308649		0.011	17-Sep-08	16:54:30	0
75	17SEP08A 75	CCV	1.0166	1280838		0.009	17-Sep-08	16:57:35	0
76	17SEP08A 76	CCB	1.0151	1278999		0.011	17-Sep-08	17:00:40	0
77	17SEP08A 77	0808200-16 10X	1.0265	1293312		0.013	17-Sep-08	17:03:44	0
78	17SEP08A 78	0808200-17 10X	1.0169	1281210		0.010	17-Sep-08	17:06:50	0
79	17SEP08A 79	0808200-18 10X	1.0075	1269341		0.011	17-Sep-08	17:09:55	0
80	17SEP08A 80	0808200-19 10X	0.79628	1003264		0.012	17-Sep-08	17:28:35	0
81	17SEP08A 81	0808200-20 10X	0.81591	1028003		0.009	17-Sep-08	17:31:40	0
82	17SEP08A 82	0808200-21 10X	0.82480	1039197		0.010	17-Sep-08	17:34:46	0
83	17SEP08A 83	0808200-22 10X	0.83573	1052975		0.007	17-Sep-08	17:37:53	0
84	17SEP08A 84	0808200-23 10X	0.83063	1046551		0.008	17-Sep-08	17:41:01	0
85	17SEP08A 85	0808200-24 10X	0.83409	1050903		0.011	17-Sep-08	17:44:07	0
86	17SEP08A 86	0808200-25 10X	0.88365	1113344		0.010	17-Sep-08	17:47:18	0
87	17SEP08A 87	CCV	0.87596	1103663		0.009	17-Sep-08	17:50:26	0
88	17SEP08A 88	CCB	0.86549	1090467		0.011	17-Sep-08	17:53:33	0
89	17SEP08A 89	0808200-26 10X	0.87615	1103895		0.011	17-Sep-08	17:56:37	0
90	17SEP08A 90	IP080916-3MB 10X	0.86338	1087814		0.010	17-Sep-08	18:05:05	0
91	17SEP08A 91	IM080916-3LCS 10X	0.85782	1080809		0.012	17-Sep-08	18:08:09	0
92	17SEP08A 92	0808200-27 10X	0.80889	1019159		0.011	17-Sep-08	18:11:11	0
93	17SEP08A 93	0808200-27D 10X	0.85712	1079924		0.012	17-Sep-08	18:14:13	0

Quantify Compound Summary Report
17SEP08A

Sample List: D:\MassLynx Projects\AUG2002.PRO\SampleDB\17SEP08A
Last modified: Thu Sep 18 10:23:48 2008
Method: D:\MassLynx Projects\AUG2002.PRO\MethDB\CD_SB_TL_U_PB_MO_AG_AS_SE+IS
Last modified: Thu Sep 18 10:23:37 2008
Job Code:

Printed: Thu Sep 18 10:25:22 2008

Compound 2: 103Rh

#	File name	Sample ID	PPB	CPS	IS CPS	%StdDev	Aq Date	AqTime	IS#
94	17SEP08A 94	0808200-27L 50X	0.95917	1208506		0.009	17-Sep-08	18:17:17	0
95	17SEP08A 95	0808200-27MS 10X	0.86547	1090444		0.010	17-Sep-08	18:20:21	0
96	17SEP08A 96	0808200-27MSD 10X	0.89000	1121350		0.008	17-Sep-08	18:23:25	0
97	17SEP08A 97	0808200-28 10X	0.90862	1144809		0.011	17-Sep-08	18:28:00	0
98	17SEP08A 98	0808200-29 10X	0.98492	1240948		0.008	17-Sep-08	18:32:47	0
99	17SEP08A 99	CCV	0.96224	1212370		0.011	17-Sep-08	18:35:52	0
100	17SEP08A 100	CCB	0.96028	1209903		0.009	17-Sep-08	18:40:09	0
101	17SEP08A 101	0808200-30 10X	0.96388	1214441		0.010	17-Sep-08	18:44:56	0
102	17SEP08A 102	0808200-31 10X	0.96531	1216233		0.010	17-Sep-08	18:48:02	0
103	17SEP08A 103	0808200-32 10X	0.94177	1186583		0.009	17-Sep-08	18:51:07	0
104	17SEP08A 104	0808200-33 10X	0.93141	1173527		0.012	17-Sep-08	18:54:13	0
105	17SEP08A 105	0808200-34 10X	0.93801	1181836		0.010	17-Sep-08	18:57:18	0
106	17SEP08A 106	0808200-35 10X	0.93771	1181463		0.009	17-Sep-08	19:00:21	0
107	17SEP08A 107	0808200-36 10X	0.92903	1170525		0.011	17-Sep-08	19:03:24	0
108	17SEP08A 108	0808200-37 10X	0.92809	1169338		0.011	17-Sep-08	19:06:27	0
109	17SEP08A 109	0808200-38 10X	0.93062	1172527		0.011	17-Sep-08	19:09:32	0
110	17SEP08A 110	0808200-39 20X	0.88858	1119558		0.011	17-Sep-08	19:12:37	0
111	17SEP08A 111	CCV	0.94340	1188631		0.010	17-Sep-08	19:15:41	0
112	17SEP08A 112	CCB	0.92118	1160634		0.011	17-Sep-08	19:19:57	0
113	17SEP08A 113	0808200-40 10X	0.85287	1074572		0.010	17-Sep-08	19:24:43	0
114	17SEP08A 114	0808200-41 100X	1.0036	1264524		0.011	17-Sep-08	19:27:48	0
115	17SEP08A 115	0808200-42 100X	0.98758	1244300		0.008	17-Sep-08	19:30:53	0
116	17SEP08A 116	0808200-43 10X	0.96303	1213370		0.009	17-Sep-08	19:33:59	0
117	17SEP08A 117	0808200-44 10X	0.95430	1202362		0.010	17-Sep-08	19:37:05	0
118	17SEP08A 118	0808200-45 10X	0.96261	1212835		0.011	17-Sep-08	19:40:12	0
119	17SEP08A 119	0808200-46 10X	0.95469	1202851		0.012	17-Sep-08	19:43:17	0
120	17SEP08A 120	0808200-27MS 50X	0.95541	1203759		0.010	17-Sep-08	19:46:20	0
121	17SEP08A 121	0808200-27MSD 50X	0.96590	1216978		0.008	17-Sep-08	19:49:24	0
122	17SEP08A 122	CCV	0.96272	1212975		0.011	17-Sep-08	19:52:27	0
123	17SEP08A 123	CCB	0.93845	1182394		0.011	17-Sep-08	19:56:43	0
124	17SEP08A 134	RINSE							

Quantify Compound Summary Report
17SEP08A

Sample List: D:\MassLynx Projects\AUG2002.PRO\SampleDB\17SEP08A
Last modified: Thu Sep 18 10:23:48 2008
Method: D:\MassLynx Projects\AUG2002.PRO\MethDB\CD_SB_TL_U_PB_MO_AG_AS_SE+IS
Last modified: Thu Sep 18 10:23:37 2008
Job Code:

Printed: Thu Sep 18 10:25:22 2008

Compound 7: 209Bi

#	File name	Sample ID	PPB	CPS	IS CPS	%StdDev	Aq Date	AqTime	IS#
1	17SEP08A 01	RINSE	1.0150	1000076		0.011	17-Sep-08	11:59:17	0
2	17SEP08A 02	RINSE	1.0064	991604		0.012	17-Sep-08	12:01:34	0
3	17SEP08A 03	RINSE	0.99902	984320		0.010	17-Sep-08	12:04:10	0
4	17SEP08A 04	RINSE	0.99441	979782		0.014	17-Sep-08	12:07:13	0
5	17SEP08A 05	0 STD	0.98761	973079		0.012	17-Sep-08	12:10:15	0
6	17SEP08A 06	L/100 STD	0.99115	976570		0.014	17-Sep-08	12:13:17	0
7	17SEP08A 07	L/20 STD	0.98867	974127		0.014	17-Sep-08	12:16:21	0
8	17SEP08A 08	L/10 STD	1.0027	987951		0.009	17-Sep-08	12:19:25	0
9	17SEP08A 09	LOW/2 STD	0.98959	975034		0.009	17-Sep-08	12:22:28	0
10	17SEP08A 10	LOW STD	0.99455	979922		0.012	17-Sep-08	12:25:32	0
11	17SEP08A 11	MID STD	1.0037	988951		0.011	17-Sep-08	12:28:36	0
12	17SEP08A 12	HIGH/2 STD	1.0036	988835		0.012	17-Sep-08	12:31:53	0
13	17SEP08A 13	HIGH STD	1.0270	1011875		0.011	17-Sep-08	12:35:41	0
14	17SEP08A 14	HIGH STD READBACK	1.0187	1003706		0.012	17-Sep-08	12:39:58	0
15	17SEP08A 15	ICV	1.0099	995049		0.011	17-Sep-08	12:44:15	0
16	17SEP08A 16	ICB	0.97830	963910		0.013	17-Sep-08	13:04:12	0
17	17SEP08A 17	CRI_L/100	0.97370	959372		0.012	17-Sep-08	13:07:16	0
18	17SEP08A 18	CRI_L/10	0.98416	969682		0.013	17-Sep-08	13:10:21	0
19	17SEP08A 19	ICSA	0.89873	885504		0.011	17-Sep-08	13:13:24	0
20	17SEP08A 20	ICSAB	0.92112	907567		0.009	17-Sep-08	13:16:28	0
21	17SEP08A 21	F080915-1MB 10X	1.0130	998074		0.020	17-Sep-08	13:19:31	0
22	17SEP08A 22	0809093-1 10X	1.0413	1025955		0.011	17-Sep-08	13:24:16	0
23	17SEP08A 23	0809093-2 10X	1.0346	1019392		0.010	17-Sep-08	13:27:21	0
24	17SEP08A 24	0809093-3 10X	1.0224	1007337		0.019	17-Sep-08	13:30:25	0
25	17SEP08A 25	0809093-4 10X	1.0069	992093		0.012	17-Sep-08	13:33:30	0
26	17SEP08A 26	0809093-5 10X	1.0087	993839		0.011	17-Sep-08	13:36:35	0
27	17SEP08A 27	CCV	1.0168	1001844		0.012	17-Sep-08	13:39:41	0
28	17SEP08A 28	CCB	1.0392	1023930		0.012	17-Sep-08	13:42:46	0
29	17SEP08A 29	0809093-6 10X	1.0322	1016972		0.012	17-Sep-08	13:45:50	0
30	17SEP08A 30	0809093-7 10X	1.0008	986066		0.009	17-Sep-08	13:48:55	0
31	17SEP08A 31	0809093-9 10X	1.0256	1010548		0.012	17-Sep-08	13:52:02	0

Quantify Compound Summary Report
17SEP08A

Sample List: D:\MassLynx Projects\AUG2002.PRO\SampleDB\17SEP08A
Last modified: Thu Sep 18 10:23:48 2008
Method: D:\MassLynx Projects\AUG2002.PRO\MethDB\CD_SB_TL_U_PB_MO_AG_AS_SE+IS
Last modified: Thu Sep 18 10:23:37 2008
Job Code:

Printed: Thu Sep 18 10:25:22 2008

Compound 7: 209Bi

#	File name	Sample ID	PPB	CPS	IS CPS	%StdDev	Aq Date	AqTime	IS#
32	17SEP08A 32	0809093-8 10X	0.99888	984180		0.011	17-Sep-08	13:55:07	0
33	17SEP08A 33	0809093-8L 50X	1.0263	1011200		0.011	17-Sep-08	13:58:10	0
34	17SEP08A 34	0809093-8MS 10X	0.99911	984413		0.010	17-Sep-08	14:01:14	0
35	17SEP08A 35	0809093-8MSD 10X	1.0122	997283		0.012	17-Sep-08	14:04:18	0
36	17SEP08A 36	ICSA_CEC	1.0827	1066775		0.012	17-Sep-08	14:11:12	0
37	17SEP08A 37	ICSAB_CEC	1.0683	1052579		0.013	17-Sep-08	14:14:15	0
38	17SEP08A 38	F080915-1MB 10X	1.0319	1016669		0.015	17-Sep-08	14:17:21	0
39	17SEP08A 39	CCV	1.0093	994444		0.012	17-Sep-08	14:20:27	0
40	17SEP08A 40	CCB	1.0158	1000890		0.010	17-Sep-08	14:23:31	0
41	17SEP08A 41	IP080917-22MB 10X	1.0090	994118		0.014	17-Sep-08	14:26:35	0
42	17SEP08A 42	0809093-1 10X	1.0420	1026630		0.011	17-Sep-08	14:29:42	0
43	17SEP08A 43	0809093-2 10X	1.0500	1034589		0.010	17-Sep-08	14:32:48	0
44	17SEP08A 44	0809093-3 10X	1.0540	1038522		0.014	17-Sep-08	14:35:54	0
45	17SEP08A 45	0809093-4 10X	1.0428	1027491		0.014	17-Sep-08	14:39:02	0
46	17SEP08A 46	0809093-5 10X	1.0404	1025094		0.015	17-Sep-08	14:42:06	0
47	17SEP08A 47	0809093-6 10X	1.0489	1033495		0.014	17-Sep-08	14:45:10	0
48	17SEP08A 48	0809093-7 10X	1.0541	1038639		0.013	17-Sep-08	14:48:14	0
49	17SEP08A 49	0809093-9 10X	1.0379	1022674		0.012	17-Sep-08	14:51:18	0
50	17SEP08A 50	0809093-8 10X	1.0515	1036009		0.014	17-Sep-08	14:54:23	0
51	17SEP08A 51	CCV	1.0061	991255		0.011	17-Sep-08	14:57:30	0
52	17SEP08A 52	CCB	1.0223	1007267		0.012	17-Sep-08	15:00:34	0
53	17SEP08A 53	0809093-8L 50X	1.0224	1007383		0.014	17-Sep-08	15:03:38	0
54	17SEP08A 54	0809093-8MS 10X	1.0333	1018066		0.013	17-Sep-08	15:06:43	0
55	17SEP08A 55	0809093-8MSD 10X	1.0413	1025978		0.013	17-Sep-08	15:09:49	0
56	17SEP08A 56	ICSA_MO	0.90064	887389		0.011	17-Sep-08	15:35:27	0
57	17SEP08A 57	ICSAB_MO	0.91751	904006		0.008	17-Sep-08	15:38:32	0
58	17SEP08A 58	IP080916-1MB 10X	1.0096	994770		0.012	17-Sep-08	15:45:14	0
59	17SEP08A 59	IM080916-1LCS 10X	1.0141	999168		0.009	17-Sep-08	15:47:52	0
60	17SEP08A 60	0808200-7 100X	1.0214	1006406		0.011	17-Sep-08	16:01:10	0
61	17SEP08A 61	0808200-7D 100X	1.0240	1008896		0.011	17-Sep-08	16:04:13	0
62	17SEP08A 62	0808200-7L 500X	1.0480	1032564		0.011	17-Sep-08	16:07:18	0

Quantify Compound Summary Report
17SEP08A

Sample List: D:\MassLynx Projects\AUG2002.PRO\SampleDB\17SEP08A
Last modified: Thu Sep 18 10:23:48 2008
Method: D:\MassLynx Projects\AUG2002.PRO\MethDB\CD_SB_TL_U_PB_MO_AG_AS_SE+IS
Last modified: Thu Sep 18 10:23:37 2008
Job Code:

Printed: Thu Sep 18 10:25:22 2008

Compound 7: 209Bi

#	File name	Sample ID	PPB	CPS	IS CPS	%StdDev	Aq Date	AqTime	IS#
63	17SEP08A 63	CCV	1.0122	997283		0.014	17-Sep-08	16:10:22	0
64	17SEP08A 64	CCB	1.0104	995561		0.013	17-Sep-08	16:21:16	0
65	17SEP08A 65	0808200-7MS 100X	1.0193	1004265		0.010	17-Sep-08	16:24:19	0
66	17SEP08A 66	0808200-7MSD 100X	1.0155	1000541		0.011	17-Sep-08	16:27:25	0
67	17SEP08A 67	0808200-8 10X	1.0161	1001193		0.012	17-Sep-08	16:30:31	0
68	17SEP08A 68	0808200-9 10X	1.0207	1005638		0.014	17-Sep-08	16:35:49	0
69	17SEP08A 69	0808200-10 10X	1.0188	1003776		0.010	17-Sep-08	16:38:55	0
70	17SEP08A 70	0808200-11 10X	1.0195	1004544		0.013	17-Sep-08	16:42:02	0
71	17SEP08A 71	0808200-12 10X	1.0110	996119		0.011	17-Sep-08	16:45:09	0
72	17SEP08A 72	0808200-13 10X	1.0017	986973		0.013	17-Sep-08	16:48:16	0
73	17SEP08A 73	0808200-14 10X	1.0043	989510		0.013	17-Sep-08	16:51:23	0
74	17SEP08A 74	0808200-15 10X	1.0136	998703		0.012	17-Sep-08	16:54:30	0
75	17SEP08A 75	CCV	1.0022	987462		0.011	17-Sep-08	16:57:35	0
76	17SEP08A 76	CCB	0.99595	981295		0.012	17-Sep-08	17:00:40	0
77	17SEP08A 77	0808200-16 10X	1.0217	1006685		0.014	17-Sep-08	17:03:44	0
78	17SEP08A 78	0808200-17 10X	1.0152	1000285		0.016	17-Sep-08	17:06:50	0
79	17SEP08A 79	0808200-18 10X	0.98943	974871		0.011	17-Sep-08	17:09:55	0
80	17SEP08A 80	0808200-19 10X	0.76633	755060		0.013	17-Sep-08	17:28:35	0
81	17SEP08A 81	0808200-20 10X	0.77470	763299		0.012	17-Sep-08	17:31:40	0
82	17SEP08A 82	0808200-21 10X	0.78079	769303		0.013	17-Sep-08	17:34:46	0
83	17SEP08A 83	0808200-22 10X	0.79307	781405		0.014	17-Sep-08	17:37:53	0
84	17SEP08A 84	0808200-23 10X	0.78807	776471		0.011	17-Sep-08	17:41:01	0
85	17SEP08A 85	0808200-24 10X	0.78490	773353		0.013	17-Sep-08	17:44:07	0
86	17SEP08A 86	0808200-25 10X	0.82373	811613		0.010	17-Sep-08	17:47:18	0
87	17SEP08A 87	CCV	0.81067	798743		0.013	17-Sep-08	17:50:26	0
88	17SEP08A 88	CCB	0.80918	797277		0.016	17-Sep-08	17:53:33	0
89	17SEP08A 89	0808200-26 10X	0.81105	799116		0.017	17-Sep-08	17:56:37	0
90	17SEP08A 90	IP080916-3MB 10X	0.80791	796020		0.012	17-Sep-08	18:05:05	0
91	17SEP08A 91	IM080916-3LCS 10X	0.82326	811148		0.016	17-Sep-08	18:08:09	0
92	17SEP08A 92	0808200-27 10X	0.74234	731415		0.012	17-Sep-08	18:11:11	0
93	17SEP08A 93	0808200-27D 10X	0.76506	753804		0.011	17-Sep-08	18:14:13	0

Quantify Compound Summary Report
17SEP08A

Sample List: D:\MassLynx Projects\AUG2002.PRO\SampleDB\17SEP08A
Last modified: Thu Sep 18 10:23:48 2008
Method: D:\MassLynx Projects\AUG2002.PRO\MethDB\CD_SB_TL_U_PB_MO_AG_AS_SE+IS
Last modified: Thu Sep 18 10:23:37 2008
Job Code:

Printed: Thu Sep 18 10:25:22 2008

Compound 7: 209Bi

#	File name	Sample ID	PPB	CPS	IS CPS	%StdDev	Aq Date	AqTime	IS#
94	17SEP08A 94	0808200-27L 50X	0.86091	848244		0.009	17-Sep-08	18:17:17	0
95	17SEP08A 95	0808200-27MS 10X	0.76778	756480		0.011	17-Sep-08	18:20:21	0
96	17SEP08A 96	0808200-27MSD 10X	0.77933	767860		0.012	17-Sep-08	18:23:25	0
97	17SEP08A 97	0808200-28 10X	0.81454	802560		0.022	17-Sep-08	18:28:00	0
98	17SEP08A 98	0808200-29 10X	0.88293	869935		0.010	17-Sep-08	18:32:47	0
99	17SEP08A 99	CCV	0.86561	852876		0.012	17-Sep-08	18:35:52	0
100	17SEP08A 100	CCB	0.84960	837097		0.012	17-Sep-08	18:40:09	0
101	17SEP08A 101	0808200-30 10X	0.86471	851991		0.014	17-Sep-08	18:44:56	0
102	17SEP08A 102	0808200-31 10X	0.85557	842985		0.015	17-Sep-08	18:48:02	0
103	17SEP08A 103	0808200-32 10X	0.85082	838307		0.015	17-Sep-08	18:51:07	0
104	17SEP08A 104	0808200-33 10X	0.84787	835398		0.010	17-Sep-08	18:54:13	0
105	17SEP08A 105	0808200-34 10X	0.84766	835188		0.014	17-Sep-08	18:57:18	0
106	17SEP08A 106	0808200-35 10X	0.84945	836957		0.013	17-Sep-08	19:00:21	0
107	17SEP08A 107	0808200-36 10X	0.84183	829440		0.011	17-Sep-08	19:03:24	0
108	17SEP08A 108	0808200-37 10X	0.84249	830092		0.013	17-Sep-08	19:06:27	0
109	17SEP08A 109	0808200-38 10X	0.84237	829975		0.014	17-Sep-08	19:09:32	0
110	17SEP08A 110	0808200-39 20X	0.76898	757667		0.013	17-Sep-08	19:12:37	0
111	17SEP08A 111	CCV	0.83833	825996		0.015	17-Sep-08	19:15:41	0
112	17SEP08A 112	CCB	0.83457	822295		0.011	17-Sep-08	19:19:57	0
113	17SEP08A 113	0808200-40 10X	0.74519	734231		0.010	17-Sep-08	19:24:43	0
114	17SEP08A 114	0808200-41 100X	0.88377	870772		0.009	17-Sep-08	19:27:48	0
115	17SEP08A 115	0808200-42 100X	0.86734	854575		0.013	17-Sep-08	19:30:53	0
116	17SEP08A 116	0808200-43 10X	0.86755	854784		0.012	17-Sep-08	19:33:59	0
117	17SEP08A 117	0808200-44 10X	0.86516	852434		0.014	17-Sep-08	19:37:05	0
118	17SEP08A 118	0808200-45 10X	0.86540	852666		0.012	17-Sep-08	19:40:12	0
119	17SEP08A 119	0808200-46 10X	0.86434	851619		0.014	17-Sep-08	19:43:17	0
120	17SEP08A 120	0808200-27MS 50X	0.84449	832070		0.012	17-Sep-08	19:46:20	0
121	17SEP08A 121	0808200-27MSD 50X	0.84610	833652		0.014	17-Sep-08	19:49:24	0
122	17SEP08A 122	CCV	0.85510	842519		0.013	17-Sep-08	19:52:27	0
123	17SEP08A 123	CCB	0.84457	832140		0.012	17-Sep-08	19:56:43	0
124	17SEP08A 134	RINSE							

Compound 3 name: 78Se
Coefficient of Determination: 0.999968
Calibration curve: -3.70009e-7 * x^3 + 1.53782e-5 * x^2 + 0.00157888 * x + 0.000106580
Response type: Internal Std (Ref 2), Area * (IS Conc. / IS Area)
Curve type: 3rd Order, Origin: Exclude, Weighting: 1/x, Axis trans: None

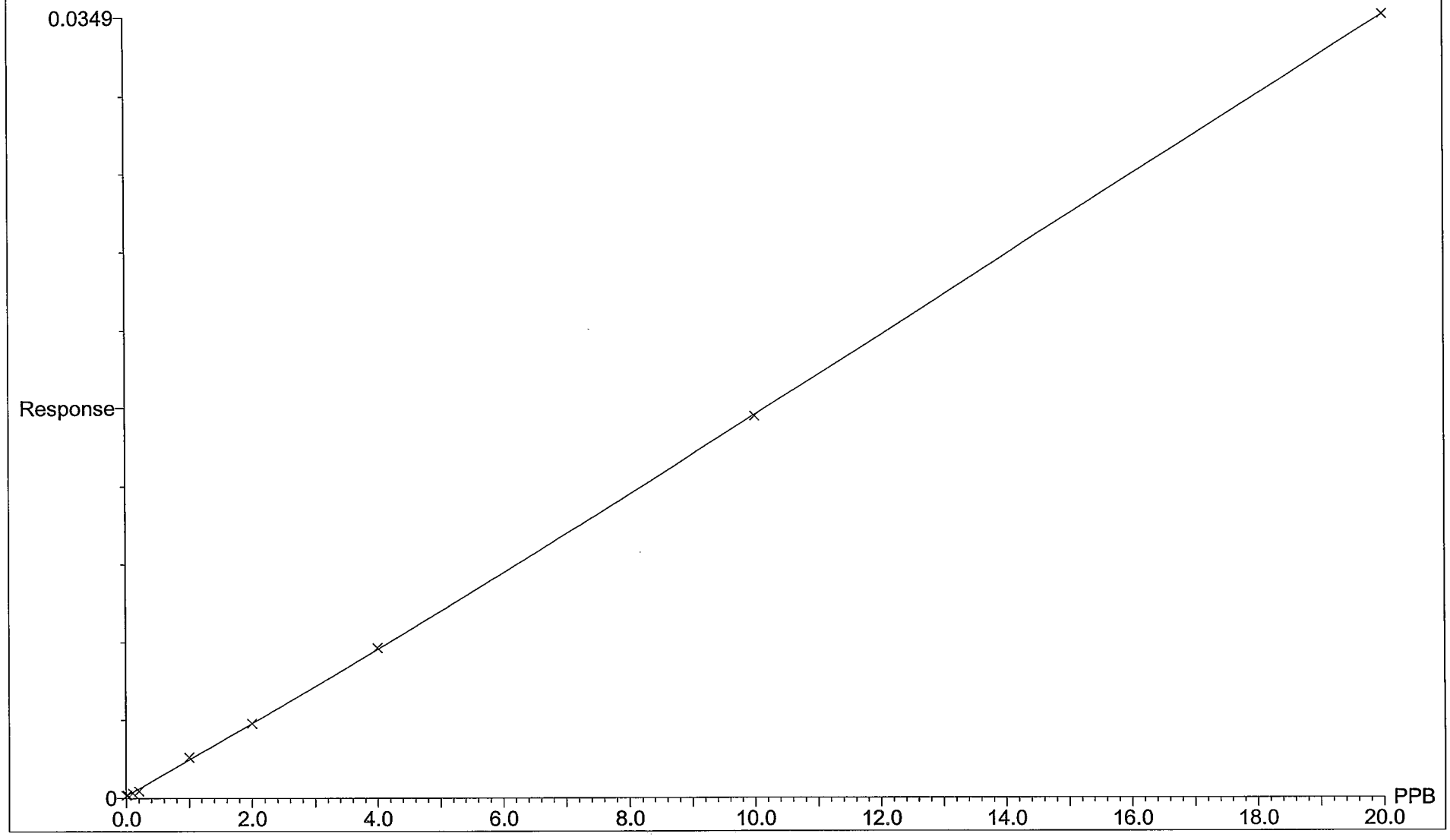

Compound 6 name: 1Cadmium
Coefficient of Determination: 0.999991
Calibration curve: -7.60961e-6 * x^3 + 0.000149982 * x^2 + 0.00793497 * x + 1.46118e-5
Response type: Internal Std (Ref 1), Area * (IS Conc. / IS Area)
Curve type: 3rd Order, Origin: Exclude, Weighting: 1/x, Axis trans: None

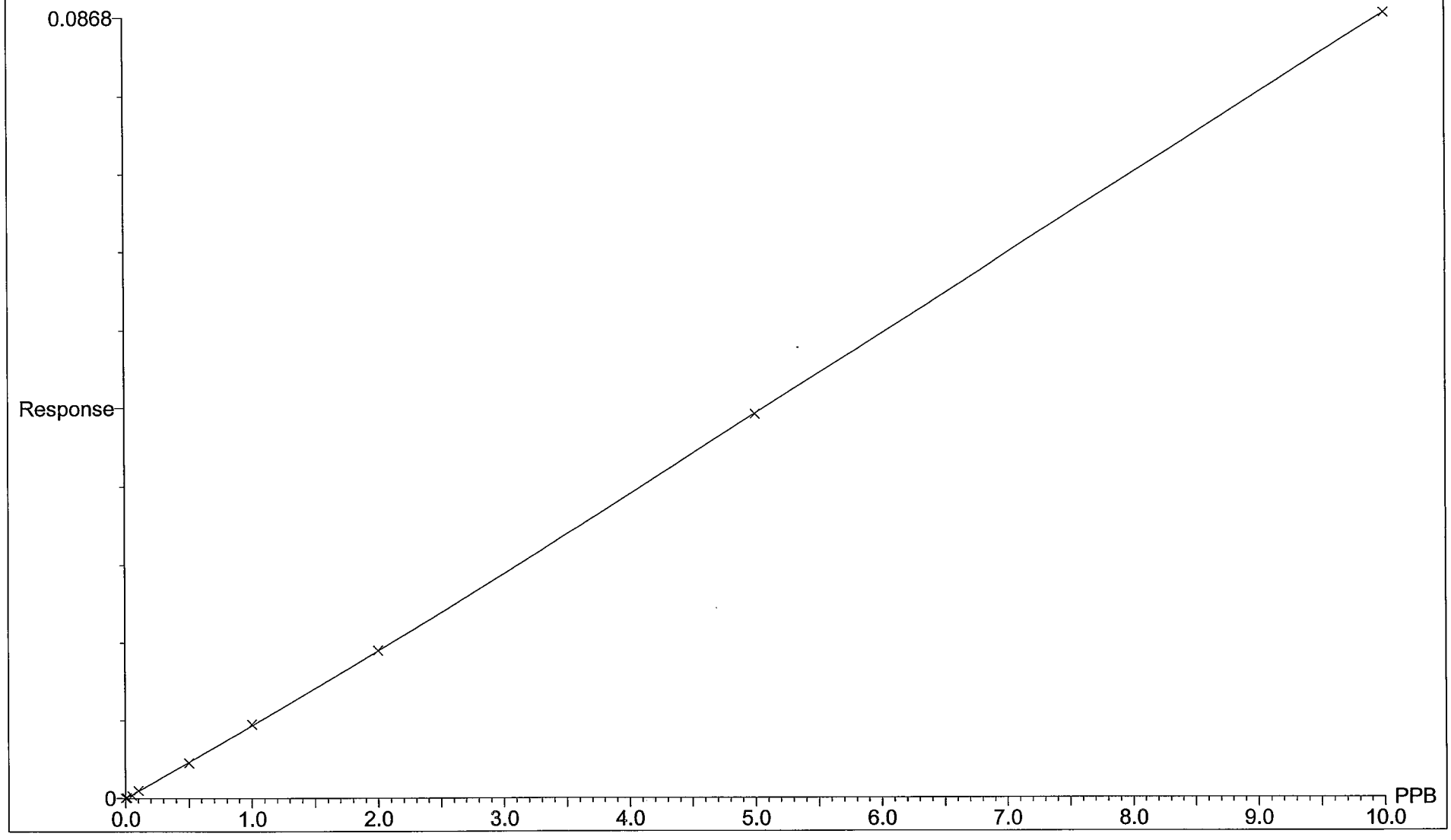

Compound 18 name: 0Lead
Coefficient of Determination: 0.999998
Calibration curve: -2.81926e-6 * x^3 + 0.000184721 * x^2 + 0.113521 * x + 0.000493014
Response type: Internal Std (Ref 7), Area * (IS Conc. / IS Area)
Curve type: 3rd Order, Origin: Exclude, Weighting: 1/x, Axis trans: None

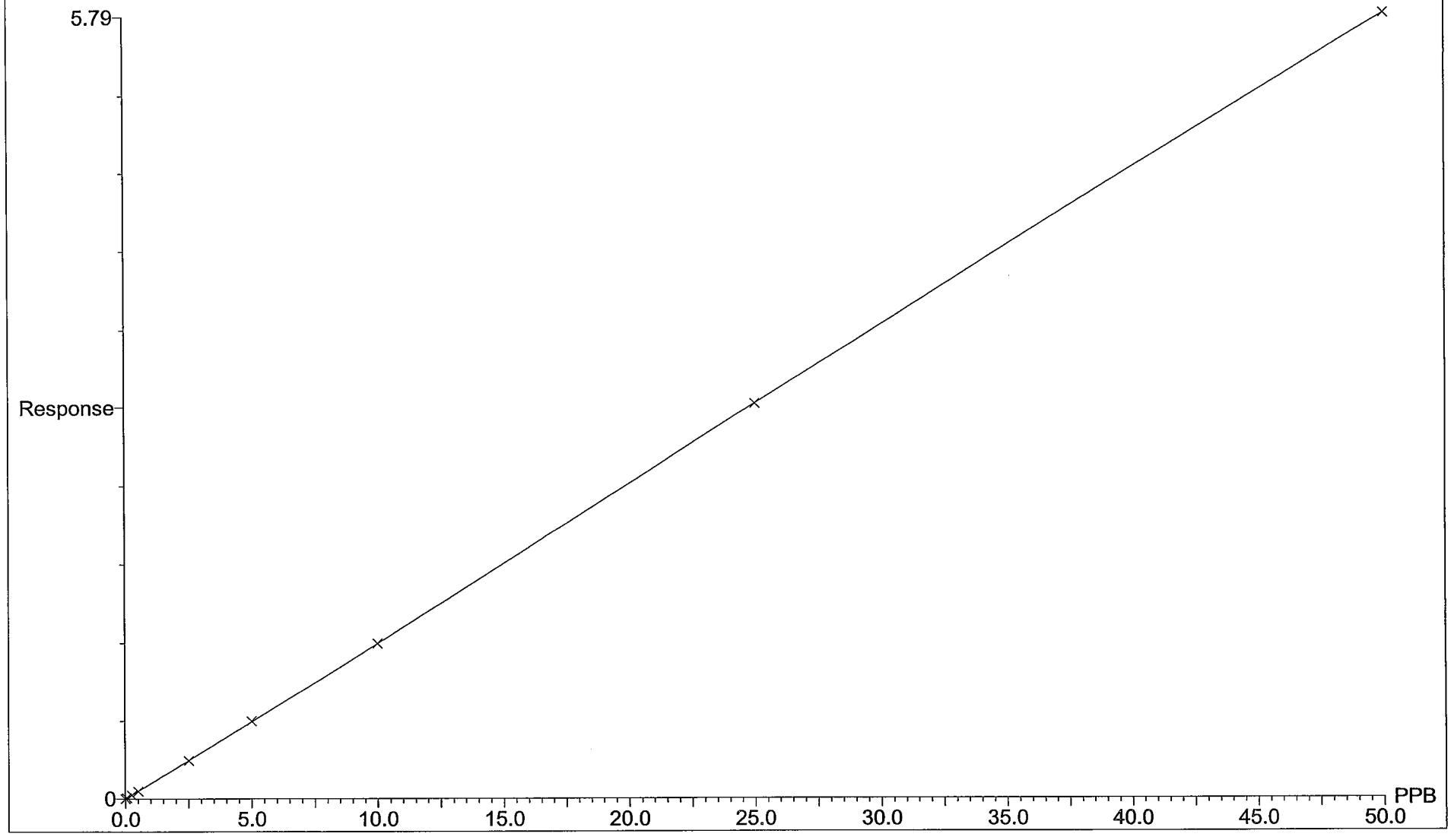

Compound 19 name: 75As
Coefficient of Determination: 0.999986
Calibration curve: -7.18276e-7 * x^3 + 3.34112e-5 * x^2 + 0.00553825 * x + 0.000606780
Response type: Internal Std (Ref 2), Area * (IS Conc. / IS Area)
Curve type: 3rd Order, Origin: Exclude, Weighting: 1/x, Axis trans: None

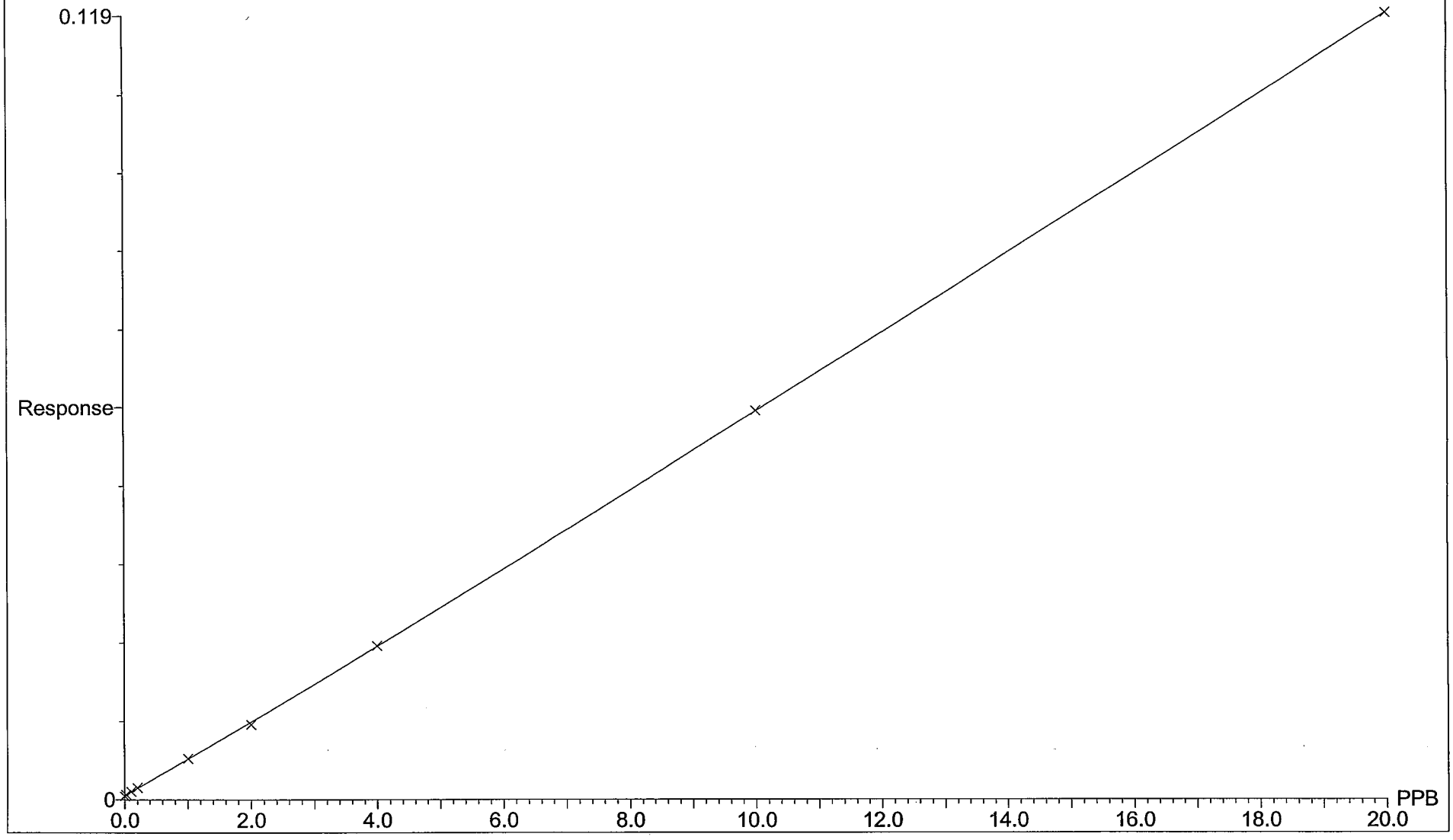

Compound 20 name: 98Mo
Coefficient of Determination: 0.999999
Calibration curve: -3.33761e-5 * x^3 + 0.000515905 * x^2 + 0.0225148 * x + 3.45342e-5
Response type: Internal Std (Ref 2), Area * (IS Conc. / IS Area)
Curve type: 3rd Order, Origin: Exclude, Weighting: 1/x, Axis trans: None

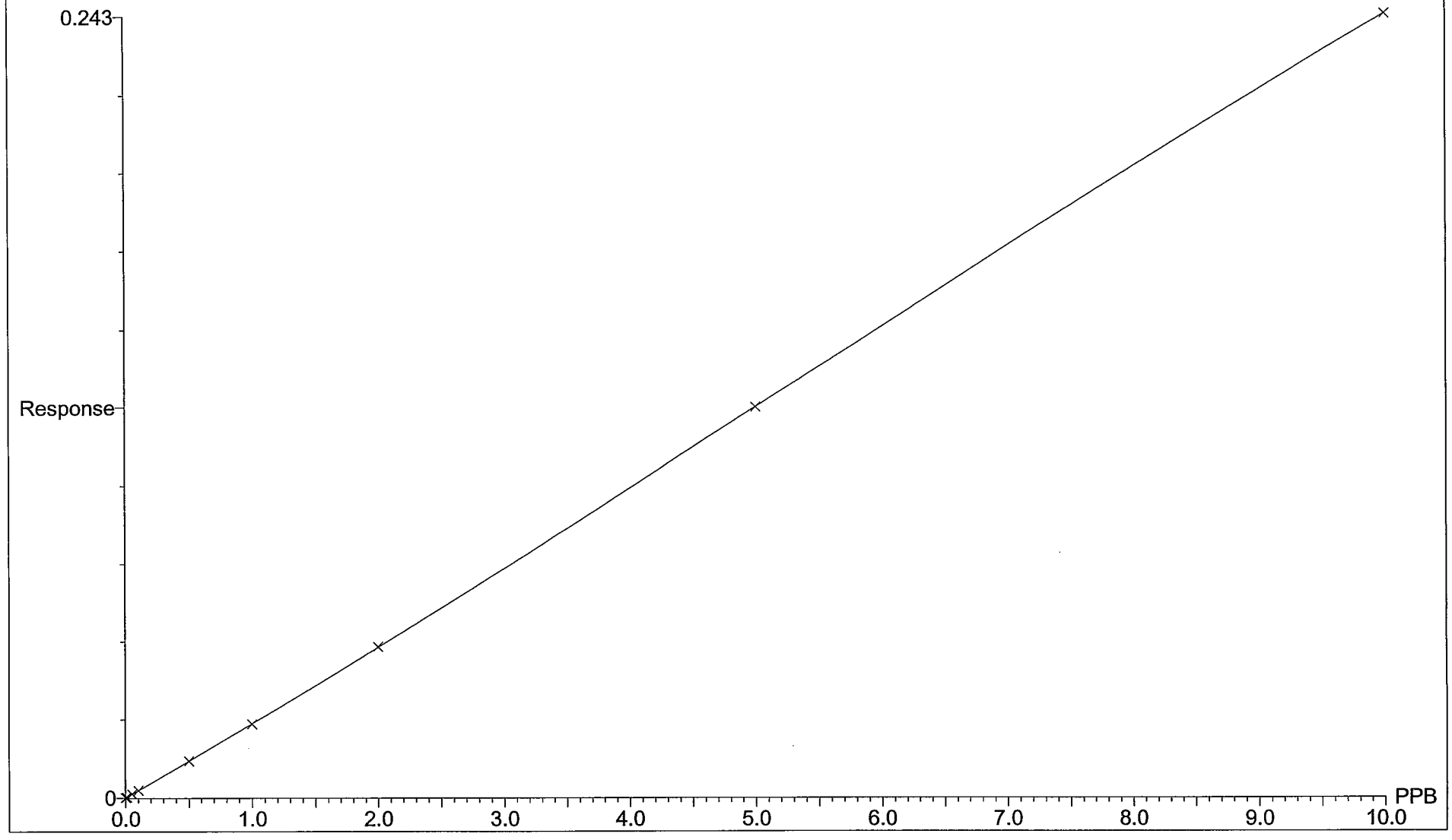

Compound 23 name: 109Ag
Coefficient of Determination: 0.999994
Calibration curve: -2.81653e-5 * x^3 + 0.000474718 * x^2 + 0.0389676 * x + -4.38435e-5
Response type: Internal Std (Ref 2), Area * (IS Conc. / IS Area)
Curve type: 3rd Order, Origin: Exclude, Weighting: 1/x, Axis trans: None

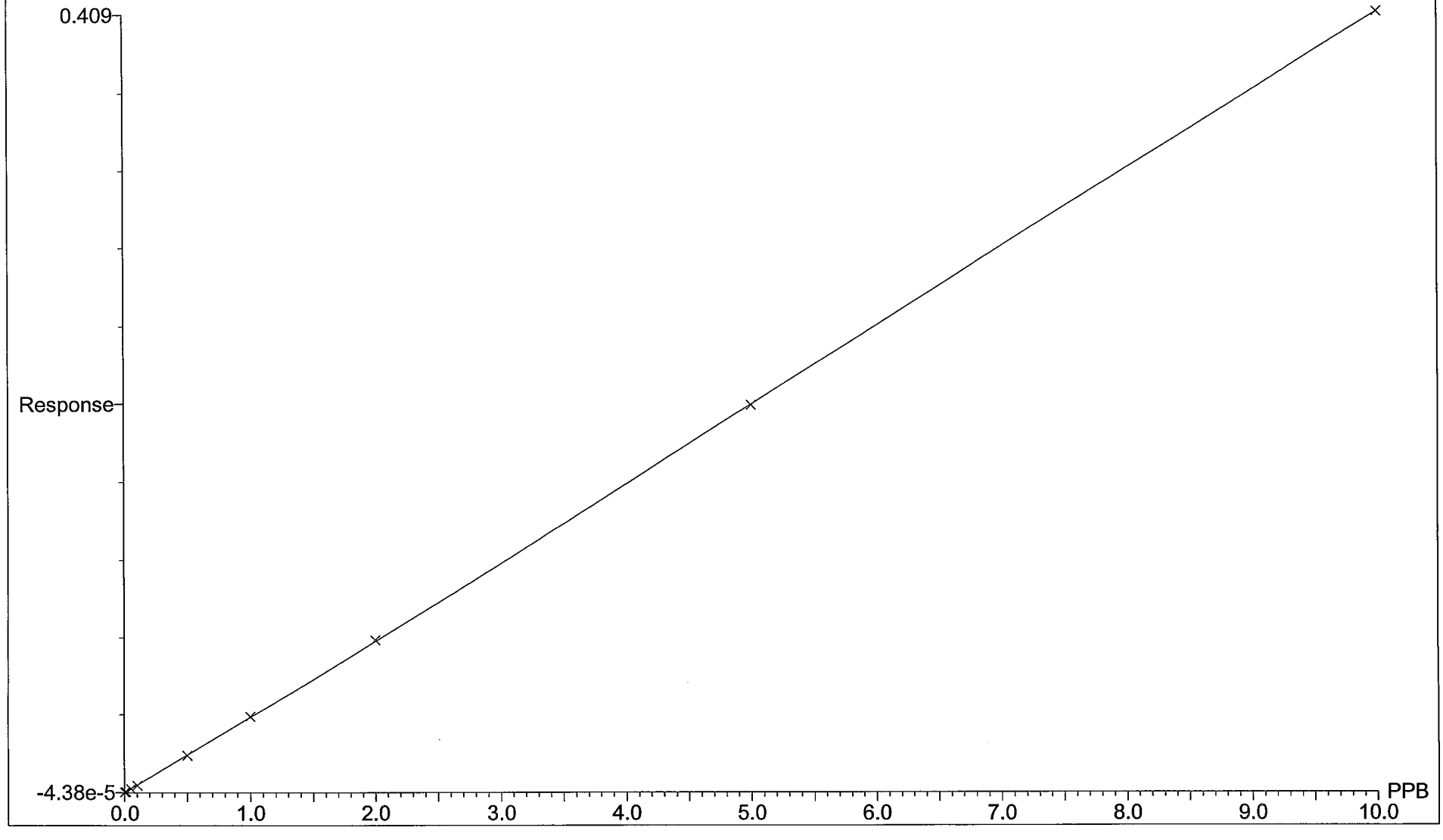

Compound 25 name: 2Uranium
Coefficient of Determination: 0.999995
Calibration curve: -0.000101734 * x^3 + 0.00122938 * x^2 + 0.131994 * x + -5.62634e-5
Response type: Internal Std (Ref 7), Area * (IS Conc. / IS Area)
Curve type: 3rd Order, Origin: Exclude, Weighting: 1/x, Axis trans: None

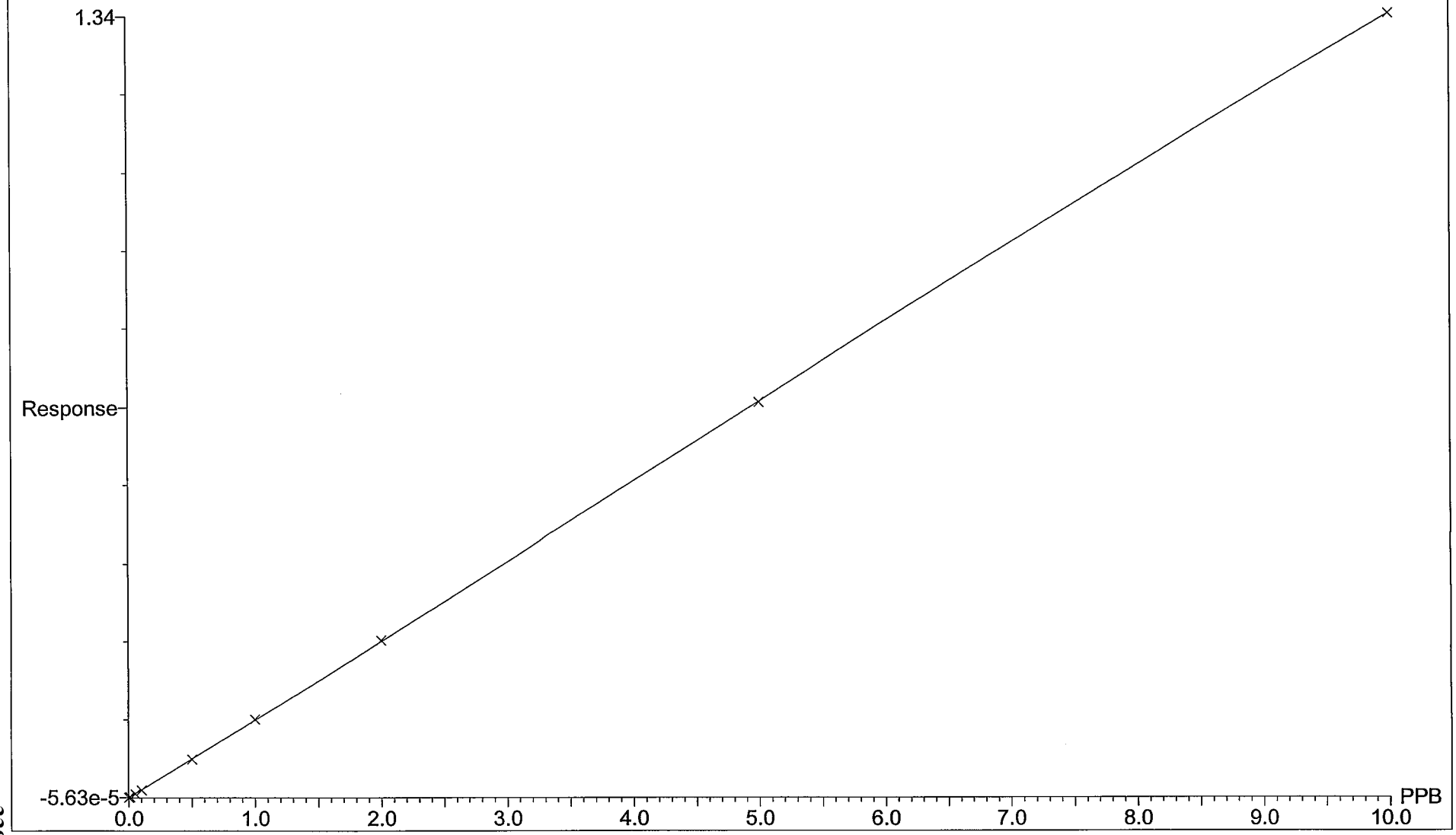

Miscellaneous

242284

Paragon Analytics

Documentation of Acidification and/or Filtration of Water Samples in Metals Department

Sample ID	Initial Sample pH	Initial Sample Volume (mL)	Filtered through 0.45 µm ? (Y / N)	Volume HNO_3 Added (mL)	Lot # for Conc. HNO_3	Date HNO_3 Added	Time HNO_3 Added	Initials	Sample pH after 24 hrs	Initials	Comments
0809076-2	6	60	Y	0.2	604026	9/12/08	1645	fm	9/13/08	RF	
-3	7	60	Y	0.2							
-4	6	60	Y	0.2							
-5	7	60	Y	0.2							
-6	7	60	Y	0.2							
-7	7	60	Y	0.2							
-8	7	60	Y	0.2							
-9	7	60	Y	0.2							
-10	7	60	Y	0.2							
-11	7	100	Y	0.2							
~~F0915~~					~~9/15/08 fm~~						
F080915-1MB	—	100	Y	0.4	604026	9/15/08	1235	fm	9/17/08	RF	
0809093-1	7	60	Y	0.2							
-2	7	40	Y	0.2							
-3	6	60	Y	0.2							
-4	6	60	Y	0.2							
-5	7	60	Y	0.2							
-6	7	60	Y	0.2							

Reviewed by / date RF 9/17/08

Form 824r1.doc (8/1/07)

Paragon Analytics

242285

Documentation of Acidification and/or Filtration of Water Samples in Metals Department

Sample ID	Initial Sample pH	Initial Sample Volume (mL)	Filtered through 0.45 µm ? (Y / N)	Volume HNO_3 Added (mL)	Lot # for Conc. HNO_3	Date HNO_3 Added	Time HNO_3 Added	Initials	Sample pH after 24 hrs	Initials	Comments
0809043-7	7	60	Y	0.2	604026	9/15/08	1235	fm	9/17/8	RR	
-8	7	100	Y	0.4							
-9	6	60	Y	0.2							
0809117-1MB	—	100	Y	0.4	604026	9/17/08	1840	fm			
0809120-1 ~~0809120-1~~	7	60	Y	0.2							
-2	7	60	Y	0.2							
-3	7	60	Y	0.2							
-4	7	60	Y	0.2							
-5	7	60	Y	0.2							
-6	6	60	Y	0.2							
-7	5	200	Y	0.8							
0809114-1	6	140	N	0.6	604026	9/18/08	1435	fm			SAMPLE ONLY REQUIRED PRESERVATION

8/12/08 - JS

Reviewed by / date _____

Form 824r1.doc (8/1/07)

PARAGON ANALYTICS
A Division of DataChem Laboratories, Inc.

225 Commerce Drive, Fort Collins, Colorado 80524
TF: (800) 443-1511 ◆ PH: (970) 490-1511 ◆ FX: (970) 490-1522
www.paragonlabs.com

September 19, 2008

Ms. Sheri O'Connor
URS
8181 E. Tufts Ave
Denver, CO 80237

Re: Paragon Workorder: 08-09-076
Client Project Name: Prather Phase 1 Investigation
Client Project Number: None Submitted

Dear Ms. O'Connor:

Twelve water samples were received from URS on September 11, 2008. The samples were scheduled for the following analyses:

Metals	pages 1-240
Inorganics	pages 1-145
GC/MS Volatiles	pages 1-219

The results for these analyses are contained in the enclosed reports.

Thank you for your confidence in Paragon Analytics. Should you have any questions, please call.

Sincerely,

Debbie Fazio

Paragon Analytics
Debbie Fazio
Project Manager

DJF/eh
Enclosure (s): Report and CD

Anion / Cation Summary Report

Lab ID: **0809076-1** QC Type: SMP
Field ID Ned Prather Spring

Analyte	Final Result	Report Units	mEq
BICARBONATE AS CaCO3	288.6596	MG/L	5.77
CHLORIDE	95.58969	MG/L	2.70
FLUORIDE	0.08552063	MG/L	0.00
NITRATE AS N	0.3375197	MG/L	0.02
NITRITE AS N	0.1	MG/L	0.00
SULFATE	86.2794	MG/L	1.80
Anion Result Sum	471.05		

Analyte	Final Result	Report Units	mEq
CALCIUM	90.61922	MG/L	4.52
IRON	0.1	MG/L	0.00
MAGNESIUM	35.9145	MG/L	2.95
MANGANESE	0.2433649	MG/L	0.01
POTASSIUM	1.048213	MG/L	0.03
SODIUM	58.28963	MG/L	2.54
Cation Result Sum	186.21		

Total Result: **657.27** MG/L
TDS Result: **556** MG/L
RPD: 16.69%

Anion mEq Sum: **10.29**
Cation mEq Sum: **10.05**
RPD: 2.38%

Lab ID: **0809076-10** QC Type: SMP
Field ID McKay Gulch

Analyte	Final Result	Report Units	mEq
BICARBONATE AS CaCO3	253.3531	MG/L	5.06
CHLORIDE	105.9954	MG/L	2.99
FLUORIDE	0.06493942	MG/L	0.00
NITRATE AS N	0.2464902	MG/L	0.02
NITRITE AS N	0.1	MG/L	0.00
SULFATE	43.66918	MG/L	0.91
Anion Result Sum	403.43		

Analyte	Final Result	Report Units	mEq
CALCIUM	92.41873	MG/L	4.61
IRON	0.1	MG/L	0.00
MAGNESIUM	30.4974	MG/L	2.51
MANGANESE	0.01766751	MG/L	0.00
POTASSIUM	1	MG/L	0.00
SODIUM	40.95947	MG/L	1.78
Cation Result Sum	164.99		

Total Result: **568.42** MG/L
TDS Result: **514** MG/L
RPD: 10.06%

Anion mEq Sum: **8.98**
Cation mEq Sum: **8.90**
RPD: 0.90%

Lab ID: **0809076-11** QC Type: SMP
Field ID Ned Prather Stock Pond DS-5

Analyte	Final Result	Report Units	mEq
BICARBONATE AS CaCO3	249.4732	MG/L	4.99
CHLORIDE	154.704	MG/L	4.36
FLUORIDE	0.07378726	MG/L	0.00
NITRATE AS N	0.2	MG/L	0.00
NITRITE AS N	0.1	MG/L	0.00

Anion / Cation Summary Report

SULFATE	50.42182	MG/L	1.05
Anion Result Sum	454.97		

Analyte	Final Result	Report Units	mEq
CALCIUM	99.38309	MG/L	4.96
IRON	0.1	MG/L	0.00
MAGNESIUM	33.58415	MG/L	2.76
MANGANESE	0.06266502	MG/L	0.00
POTASSIUM	1.290421	MG/L	0.03
SODIUM	53.56195	MG/L	2.33
Cation Result Sum	187.98		

Total Result:	**642.96**	MG/L	Anion mEq Sum:	**10.40**
TDS Result:	**627**	MG/L	Cation mEq Sum:	**10.09**
RPD:	2.51%		RPD:	3.08%

Lab ID: **0809076-2** QC Type: SMP

Field ID Ned Prather Spring (Dup)

Analyte	Final Result	Report Units	mEq
BICARBONATE AS CaCO3	290.5995	MG/L	5.81
CHLORIDE	94.82335	MG/L	2.67
FLUORIDE	0.06840685	MG/L	0.00
NITRATE AS N	0.3376937	MG/L	0.02
NITRITE AS N	0.1	MG/L	0.00
SULFATE	84.8449	MG/L	1.77
Anion Result Sum	470.77		

Analyte	Final Result	Report Units	mEq
CALCIUM	90.18591	MG/L	4.50
IRON	0.1	MG/L	0.00
MAGNESIUM	35.51252	MG/L	2.92
MANGANESE	0.2483438	MG/L	0.01
POTASSIUM	1.051538	MG/L	0.03
SODIUM	57.17341	MG/L	2.49
Cation Result Sum	184.27		

Total Result:	**655.05**	MG/L	Anion mEq Sum:	**10.28**
TDS Result:	**570**	MG/L	Cation mEq Sum:	**9.94**
RPD:	13.88%		RPD:	3.28%

Lab ID: **0809076-3** QC Type: SMP

Field ID Ned Prather Spring DS-440

Analyte	Final Result	Report Units	mEq
BICARBONATE AS CaCO3	281.2879	MG/L	5.62
CHLORIDE	80.39577	MG/L	2.27
FLUORIDE	0.09276207	MG/L	0.00
NITRATE AS N	0.2213043	MG/L	0.02
NITRITE AS N	0.1	MG/L	0.00
SULFATE	77.60212	MG/L	1.62
Anion Result Sum	439.70		

Analyte	Final Result	Report Units	mEq
CALCIUM	83.90598	MG/L	4.19
IRON	0.1	MG/L	0.00
MAGNESIUM	31.92048	MG/L	2.63
MANGANESE	0.02818812	MG/L	0.00
POTASSIUM	1.051292	MG/L	0.03

Anion / Cation Summary Report

SODIUM	50.42532	MG/L	2.19
Cation Result Sum	167.43		

Total Result:	**607.13**	MG/L	Anion mEq Sum:	**9.53**
TDS Result:	**525**	MG/L	Cation mEq Sum:	**9.03**
RPD:	14.51%		RPD:	5.29%

Lab ID: **0809076-4** QC Type: SMP

Field ID Ned Prather Spring Cabin

Analyte	Final Result	Report Units	mEq
BICARBONATE AS CaCO3	168.3848	MG/L	3.37
CHLORIDE	52.92677	MG/L	1.49
FLUORIDE	0.2213649	MG/L	0.01
NITRATE AS N	0.4495612	MG/L	0.03
NITRITE AS N	0.1	MG/L	0.00
SULFATE	49.39071	MG/L	1.03
Anion Result Sum	271.47		

Analyte	Final Result	Report Units	mEq
CALCIUM	42.10871	MG/L	2.10
IRON	0.1	MG/L	0.00
MAGNESIUM	16.931	MG/L	1.39
MANGANESE	0.01	MG/L	0.00
POTASSIUM	2.324229	MG/L	0.06
SODIUM	43.06451	MG/L	1.87
Cation Result Sum	104.54		

Total Result:	**376.01**	MG/L	Anion mEq Sum:	**5.93**
TDS Result:	**320**	MG/L	Cation mEq Sum:	**5.43**
RPD:	16.10%		RPD:	8.86%

Lab ID: **0809076-5** QC Type: SMP

Field ID Spring 2

Analyte	Final Result	Report Units	mEq
BICARBONATE AS CaCO3	324.742	MG/L	6.49
CHLORIDE	702.4209	MG/L	19.81
FLUORIDE	0.5	MG/L	0.00
NITRATE AS N	1	MG/L	0.00
NITRITE AS N	0.5	MG/L	0.00
SULFATE	2.359477	MG/L	0.05
Anion Result Sum	1031.52		

Analyte	Final Result	Report Units	mEq
CALCIUM	220.0595	MG/L	10.98
IRON	0.1	MG/L	0.00
MAGNESIUM	62.21297	MG/L	5.12
MANGANESE	1.340706	MG/L	0.05
POTASSIUM	38.52516	MG/L	0.99
SODIUM	219.3461	MG/L	9.54
Cation Result Sum	541.58		

Total Result:	**1573.11**	MG/L	Anion mEq Sum:	**26.35**
TDS Result:	**2016.0001**	MG/L	Cation mEq Sum:	**26.67**
RPD:	24.68%		RPD:	1.22%

Lab ID: **0809076-6** QC Type: SMP

Field ID Spring 2 DS-100

Anion / Cation Summary Report

Analyte	Final Result	Report Units	mEq
BICARBONATE AS CaCO3	229.2981	MG/L	4.58
CHLORIDE	330.0853	MG/L	9.31
FLUORIDE	0.2	MG/L	0.00
NITRATE AS N	0.4158016	MG/L	0.03
NITRITE AS N	0.2	MG/L	0.00
SULFATE	51.29742	MG/L	1.07
Anion Result Sum	611.50		

Analyte	Final Result	Report Units	mEq
CALCIUM	136.711	MG/L	6.82
IRON	0.1	MG/L	0.00
MAGNESIUM	42.10977	MG/L	3.46
MANGANESE	0.1457408	MG/L	0.01
POTASSIUM	8.127479	MG/L	0.21
SODIUM	79.76203	MG/L	3.47
Cation Result Sum	266.96		

Total Result: **878.45** MG/L
TDS Result: **1050** MG/L
RPD: 17.79%

Anion mEq Sum: **14.99**
Cation mEq Sum: **13.97**
RPD: 7.06%

Lab ID: **0809076-7** QC Type: SMP
Field ID Ned Prather Stock Pond

Analyte	Final Result	Report Units	mEq
BICARBONATE AS CaCO3	64.40522	MG/L	1.29
CHLORIDE	318.361	MG/L	8.98
FLUORIDE	0.2	MG/L	0.00
NITRATE AS N	0.4	MG/L	0.00
NITRITE AS N	0.2	MG/L	0.00
SULFATE	48.46291	MG/L	1.01
Anion Result Sum	432.03		

Analyte	Final Result	Report Units	mEq
CALCIUM	71.63968	MG/L	3.57
IRON	0.1	MG/L	0.00
MAGNESIUM	44.24237	MG/L	3.64
MANGANESE	0.01	MG/L	0.00
POTASSIUM	7.360031	MG/L	0.19
SODIUM	86.20697	MG/L	3.75
Cation Result Sum	209.56		

Total Result: **641.59** MG/L
TDS Result: **854.00006** MG/L
RPD: 28.41%

Anion mEq Sum: **11.28**
Cation mEq Sum: **11.15**
RPD: 1.10%

Lab ID: **0809076-8** QC Type: SMP
Field ID Donna Stock Pond

Analyte	Final Result	Report Units	mEq
BICARBONATE AS CaCO3	267.7085	MG/L	5.35
CHLORIDE	131.3241	MG/L	3.70
FLUORIDE	0.08744171	MG/L	0.00
NITRATE AS N	1.105695	MG/L	0.08
NITRITE AS N	0.1	MG/L	0.00
SULFATE	57.34395	MG/L	1.19
Anion Result Sum	457.67		

Anion / Cation Summary Report

Analyte	Final Result	Report Units	mEq
CALCIUM	92.95794	MG/L	4.64
IRON	0.1	MG/L	0.00
MAGNESIUM	34.13868	MG/L	2.81
MANGANESE	0.01	MG/L	0.00
POTASSIUM	1	MG/L	0.00
SODIUM	61.07154	MG/L	2.66
Cation Result Sum	189.28		

Total Result: **646.95** MG/L
TDS Result: **592** MG/L
RPD: 8.87%

Anion mEq Sum: **10.33**
Cation mEq Sum: **10.10**
RPD: 2.23%

Lab ID: **0809076-9** QC Type: SMP
Field ID Dick Prather Cabin

Analyte	Final Result	Report Units	mEq
BICARBONATE AS CaCO3	249.4732	MG/L	4.99
CHLORIDE	85.22935	MG/L	2.40
FLUORIDE	0.08176904	MG/L	0.00
NITRATE AS N	0.4457	MG/L	0.03
NITRITE AS N	0.1	MG/L	0.00
SULFATE	48.65422	MG/L	1.01
Anion Result Sum	383.98		

Analyte	Final Result	Report Units	mEq
CALCIUM	85.84973	MG/L	4.28
IRON	0.1	MG/L	0.00
MAGNESIUM	28.68511	MG/L	2.36
MANGANESE	0.01	MG/L	0.00
POTASSIUM	1	MG/L	0.00
SODIUM	39.6677	MG/L	1.73
Cation Result Sum	155.31		

Total Result: **539.30** MG/L
TDS Result: **498.00003** MG/L
RPD: 7.96%

Anion mEq Sum: **8.44**
Cation mEq Sum: **8.37**
RPD: 0.83%

Below is a list of Lab IDs for this Order Number that were logged in for metals analyses. Note: if this area is empty then either no metals analyses were requested or the cations of interest were not requested.

0809076-1 0809076-2 0809076-3 0809076-4 0809076-5 0809076-6 0809076-7 0809076-8 0809076-9 0809076-10 0809076-11

Paragon Analytics

Sample Number(s) Cross-Reference Table

Paragon OrderNum: 0809076
Client Name: URS
Client Project Name: Prather Phase 1 Investigation
Client Project Number:
Client PO Number: Prather-2008

Client Sample Number	Lab Sample Number	COC Number	Matrix	Date Collected	Time Collected
Ned Prather Spring	0809076-1		WATER	10-Sep-08	11:16
Ned Prather Spring (Dup)	0809076-2		WATER	10-Sep-08	11:16
Ned Prather Spring DS-440	0809076-3		WATER	10-Sep-08	11:40
Ned Prather Spring Cabin	0809076-4		WATER	10-Sep-08	11:53
Spring 2	0809076-5		WATER	10-Sep-08	12:10
Spring 2 DS-100	0809076-6		WATER	10-Sep-08	12:10
Ned Prather Stock Pond	0809076-7		WATER	10-Sep-08	12:30
Donna Stock Pond	0809076-8		WATER	10-Sep-08	13:00
Dick Prather Cabin	0809076-9		WATER	10-Sep-08	13:15
McKay Gulch	0809076-10		WATER	10-Sep-08	13:25
Ned Prather Stock Pond DS-500	0809076-11		WATER	10-Sep-08	13:40
Trip Blank	0809076-12		WATER	10-Sep-08	17:00

0809076

CHAIN OF CUSTODY RECORD / ANALYTICAL SERVICES AGREEMENT **

Evergreen Analytical Laboratory Inc.

4036 Youngfield St.
Wheat Ridge, Colorado 80033
(303) 425-6021
FAX (303) 425-6854
(877) 737-4521
info@evergreenanalytical.com

CLIENT INFORMATION

Mail **Original** Report to: URS Corporation
Attn Mark LEVORSEN
Address 8181 EAST TUFTS AVE
City DENVER State CO Zip
Tel # 303-694-2770 Fax # 303-930-6040 E-mail Mark-levorsen@HelCorp.com

REPORT ALSO BY ☒ FAX ☒ PDF ☒ EDD

REPORT CHROMATOGRAMS ☐ NO (YES)

Mail Invoice to: SAME
Attn
Address
City State Zip
Tel # Fax #
Project ID# Prather Spring
P.O. Quote
Sampler KLR

NOTE: *Identify Known Hazards Below*

Report Results by: (Date)*
Standard 2 working weeks ☐
UST Analyses per Fee Schedule ☐
* Rush: ~~☐ less than 24 hrs, 150%~~ ☐ 1 - 2 work days, 100%
(☒ 3 - 5 work days, 50%) ☐ 6 - 9 work days, 25%
*Subject to surcharge & exceptions noted in fee schedule.

CONFIRMATION OF SAMPLE RECEIPT REQUIRED? ☐ YES

	SAMPLE IDENTIFICATION	DATE SAMPLED	TIME	No. of Containers	MATRIX: 1)Drinking Water or 2)~~Discharge~~ Water or 3)Ground Water (circle one) SURFACE	Soil / Solid / Air / Gas	Oil / Sludge / Wipe	TCLP VOA/BNA/Pest/Herb/Metals (circle)	Volatile Organics 8260/624 (circle)	Semi-volatile Organics BNA, PAH, PNA 8270/625 (circle)	Chlorinated Pesticides 8081/608 (circle)	Organophosphorous Pesticides 8270	PCBs/8082/608/screen (circle)	Herbicides 8151	BTEX 8021/602/8260/MTBE (circle)	TVPH 8015mod. / 8260 (circle)	TEPH 8015mod. (Diesel)	Total Metals DW / NPDES / SW846 (circle & list metals below)	Dissolved Metals - DW / SW846 (circle & list metals below)	Oil & Grease 1664 / 9071 (circle)	TRPH 418.1	Anions 300.0 (circle below)	Total Alkalinity	TDS	Conductivity	Sulfide			For Laboratory Use Only
1	Ned Prather Spring	9·10·08	1116	7	X				X									X				X	X	X	X	X			W.O. #
2	Ned Prather Spring (Dup)	9·10·08	1116	7	X				X									X				X	X	X	X	X			B.O.F. #
3	Ned Prather Spring DS-440	9·10·08	1140	7	X				X									X				X	X	X	X	X			C/S (O) /
4	Ned Prather Cabin	9·10·08	1153	7	X				X									X				X	X	X	X	X			C/S (I) /
5	Spring 2	9:10·08	1210	7	X				X									X				X	X	X	X	X			Temp. °C / Ice
6	Spring 2 DS-100	9·10·08	1210	7	X				X									X				X	X	X	X	X			Seals Present Y / N / NA
7	Ned Prather stock pond	9·10·08	1230	7	X				X									X				X	X	X	X	X			Samples Pres. Y / N / NA
8	Donna Stock Pond	9·10·08	1300	7	X				X									X				X	X	X	X	X			Headspace Y / N / NA
9	Dick Prather Cabin	9·10·08	1315	7	X				X									X				X	X	X	X	X			By /
10	McKay Gulch	9·10·08	1325	7	X				X									X				X	X	X	X	X			
					Sample Fraction																								

Instructions: PLEASE SEE ATTACHED SHEETS

Anions: Bromide, Chloride, Nitrate, Nitrite, O-Phosphate, Sulfate (Circle)

** **Important Note:** See reverse side for Terms and Conditions.

Relinquished by: (*Signature*)	Date/Time	Received by: (*Signature*)	Date/Time	Relinquished by: (*Signature*)	Date/Time	Received by: (*Signature*)	Date/Time
[signature]	9/10/08 1700	Cheryl Trumble	9-11-08 1020				

0809076

CHAIN OF CUSTODY RECORD / ANALYTICAL SERVICES AGREEMENT **

Evergreen Analytical Laboratory Inc.

4036 Youngfield St.
Wheat Ridge, Colorado 80033
(303) 425-6021
FAX (303) 425-6854
(877) 737-4521
info@evergreenanalytical.com

CLIENT INFORMATION

Mail **Original** Report to: URS Corporation
Attn Mark Leversen
Address 9181 East Tufts Ave
City Denver State CO Zip
Tel # 303-694-2770 Fax # 303-930-6040 E-mail Mark_Leversen@URSCorp.com

REPORT ALSO BY ☒ FAX ☒ PDF ☒ EDD

REPORT CHROMATOGRAMS ☐ NO (YES)

Mail Invoice to: SAME
Attn
Address
City State Zip
Tel # Fax #
Project ID# Prather Spring
P.O. Quote
Sampler KLK

NOTE: *Identify Known Hazards Below*

Report Results by: (Date)*
Standard 2 working weeks ☐
UST Analyses per Fee Schedule ☐
* Rush: ~~less than 24 hrs, 150%~~ ☐ 1 - 2 work days, 100%
(3 - 5 work days, 50%) ☐ 6 - 9 work days, 25%
*Subject to surcharge & exceptions noted in fee schedule.

CONFIRMATION OF SAMPLE RECEIPT REQUIRED? ☐ YES

SAMPLE IDENTIFICATION	DATE SAMPLED	TIME	No. of Containers	MATRIX: 1) Drinking Water or 2) ~~Discharge~~ Surface Water or 3) Ground Water (circle one)	Soil / Solid / Air / Gas	Oil / Sludge / Wipe	TCLP VOA/BNA/Pest/Herb/Metals (circle)	Volatile Organics 8260/624 (circle)	Semi-volatile Organics BNA, PAH, PNA 8270/625 (circle)	Chlorinated Pesticides 8081/608 (circle)	Organophosphorous Pesticides 8270	PCBs/8082/608/screen (circle)	Herbicides 8151	BTEX 8021/602/8260/MTBE (circle)	TVPH 8015mod. / 8260 (circle)	TEPH 8015mod. (Diesel)	Total Metals - DW / NPDES / SW846 (circle & list metals below)	Dissolved Metals - DW / SW846 (circle & list metals below)	Oil & Grease 1664 / 9071 (circle)	TRPH 418.1	Anions 300.0 (circle below)	Total Alkalinity	TDS	Conductivity	Sulfide			For Laboratory Use Only
(12) Nel Prather Stock Pond (MS) DS-550 09-11-08	9-10-08	1340	7	X				X									X				X	X	X	X	X			W.O. #
(14) Nel Prather Stock Pond (MSD) DS-550 09-11-08	9-10-08	1340	7	X				X									X				X	X	X	X	X			B.O.F. #
(15) Nel Prather Stock Pond DS-550 09-11-08	9-10-08	1340	7	X				X									X				X	X	X	X	X			C/S (O) /
(14) Trip Blank 9-11-08	9-10-08	1700	6					X																				C/S (I) /
																												Temp. °C / Ice
																												Seals Present Y / N / NA
																												Samples Pres. Y / N / NA
																												Headspace Y / N / NA
																												By /
Sample Fraction																												

Instructions: ~~Please Finish and Preserve~~ PLEASE SEE ATTACHED SHEETS

Anions: Bromide, Chloride, Nitrate, Nitrite, O-Phosphate, Sulfate (Circle)

** **Important Note:** See reverse side for Terms and Conditions.

Relinquished by: (*Signature*)	Date/Time	Received by: (*Signature*)	Date/Time	Relinquished by: (*Signature*)	Date/Time	Received by: (*Signature*)	Date/Time
[signature]	9/10/08 1700	Cheryl Trumble	9-11-08 1600				

CONDITION OF SAMPLE UPON RECEIPT FORM

Paragon Analytics

Client: URS

Workorder No: 0809076

Project Manager: DF

Initials: CT

Date: 9-11-08

1. Does this project require any **special handling** in addition to standard Paragon procedures?		YES	(NO)
2. Are custody **seals** on **shipping containers** intact?	NONE	(YES)	NO
3. Are Custody seals on **sample containers** intact?	(NONE)	YES	NO
4. Is there a **COC (Chain-of-Custody) present** or other representative documents?		(YES)	NO
5. Are the **COC and bottle labels complete and legible**?		(YES)	NO
6. Is the **COC in agreement** with samples received? (IDs, dates, times, no. of samples, no. of containers, matrix, requested analyses, etc.)		(YES)	NO
7. Were **airbills / shipping documents** present and/or removable?	DROP OFF	(YES)	NO
8. Are all aqueous **samples requiring preservation preserved correctly?** (excluding volatiles)	N/A	YES	(NO)
9. Are all aqueous **non-preserved samples pH 4-9**?	N/A	(YES)	NO
10. Is there **sufficient sample** for the requested analyses?		(YES)	NO
11. Were all samples placed in the **proper containers** for the requested analyses?		(YES)	NO
12. Are all samples within **holding times** for the requested analyses?		(YES)	NO
13. Were all sample containers received **intact**? (not broken or leaking, etc.)		(YES)	NO
14. Are all samples requiring **no** headspace (**VOC, GRO, RSK/MEE, Rx CN/S, radon**) headspace free? **Size of bubble**: ✓ < green pea ____ > green pea	N/A	YES	(NO)
15. Do perchlorate LCMS-MS samples **have** headspace? (at least 1/3 of container required)	(N/A)	YES	NO
16. Were samples checked for and free from the presence of **residual chlorine?** (Applicable when PM has indicated samples are from a chlorinated water source; note if field preservation with sodium thiosulfate was not observed.)	(N/A)	YES	NO
17. Were the samples **shipped on ice**?		(YES)	NO
18. Were cooler temperatures measured at 0.1-6.0°C? **IR gun used*:** #2 (#4)	RAD ONLY	(YES)	NO

Cooler #:	1	2						
Temperature (°C):	6.0	6.0						
No. of custody seals on cooler:	1	1						
DOT Survey/ Acceptance Information — External µR/hr reading:	14	14						
Background µR/hr reading:	11							

Were external µR/hr readings ≤ two times background and within DOT acceptance criteria? (YES) / NO / NA (If no, see Form 008.)

Additional Information: PROVIDE DETAILS BELOW FOR A NO RESPONSE TO ANY QUESTION ABOVE, EXCEPT #1 AND #16.

Headspace: 0809076
All sulfide bottles were pH 7
The Trip Blank received that was associated with 500ml Poly bottles only is not logged in
Paragon to filter + preserve metals aliquot. Methane not requested nor bottles rec'd.

If applicable, was the client contacted? (YES) / NO / NA Contact: Sheri O'Connor Date/Time: 9/11/08 11:00

Project Manager Signature / Date: Debbie Fazio 9/11/08

*IR Gun #2: Oakton, SN 29922500201-0066

*IR Gun #4: Oakton, SN 2372220101-0002

Form 201r21.xls (7/30/08)

DF 9/11/08

CONDITION OF SAMPLE UPON RECEIPT FORM **Paragon Analytics**

Client: URS Corporation Workorder No: 0809076

Project Manager: DJF Initials: Df Date: 9/11/08

Additional Information:

Chris Rowe directed Paragon to change the ID for sample: Ned Prather Stock Pond DS-550 to Ned Prather Stock Pond DS 500

Was the laboratory directed to proceed with the analysis of any samples yielding the presence of residual chlorine? **YES / NO / NA**

NOTE:

No pH adjustments shall be made without prior consent of Project Manager. After pH adjustments, hold metals and radchem samples ≥ 24 hrs. before analysis.

Was the pH of any sample adjusted by the laboratory? **YES** (See Table below) / **NO**

pH Excursion:

Paragon Sample ID	Client Sample ID	Initial pH	Final pH	Reagent Used	Volume Added (mL)	Lot No. of Reagent	Requested Analysis	Initials / Date / Time

If applicable, was the client contacted? **YES / NO / NA** Contact: Sheri O'Connor Date/Time: 9/11/08 login report

Project Manager Signature / Date: Debbie Fg10 9/11/08

Form 201r20.xls (12/27/07)

Table 2 - Aqueous Sample Collection, Handling, and Analysis Summary

Analyte Class	Analysis	Method	Reporting Limit	Holding Time	Bottle and Preservation
Organics	Volatile Organics (including BTEX)	SW8260M extended	Varies by analyte	14 days	3 x 40 ml glass vial, pH < 2 with HCl, ≤6°C
	Methane	RSK-175	1.0 mg/l	7 days	3 x 40 ml glass vial. ≤6°C
Trace and Other Metals	Arsenic, dissolved	SW6020	0.002 mg/l	6 months	field-filtered into 1 L poly bottle, pH < 2 with HNO_3, ≤6°C
	Barium, dissolved		0.025 mg/l		
	Boron, dissolved		0.2 mg/l		
	Cadmium, dissolved		0.001 mg/l		
	Chromium, dissolved		0.005 mg/l		
	Copper, dissolved		0.025 mg/l		
	Lead, dissolved		0.005 mg/l		
	Selenium, dissolved		0.005 mg/l		
	Silver, dissolved		0.002 mg/l		
Major Cations	Calcium, dissolved	SW6010B	0.387 mg/l		
	Iron, dissolved		0.07 mg/l		
	Magnesium, dissolved		0.15 mg/l		
	Manganese, dissolved		0.005 mg/l		
	Potassium, dissolved		0.34 mg/l		
	Sodium, dissolved		0.4 mg/l		
Major Anions	Bromide	EPA 300.0	0.2 mg/l	28 days	1 L poly bottle, ≤6°C
	Chloride		0.5 mg/l		
	Sulfate		0.5 mg/l		
	Nitrite + Nitrate as N		0.061 mg/l		
	Fluoride	SM4500-F C	0.2 mg/l	28 days	
	Bicarbonate alkalinity	SM2320B	5 mg/l	14 days	
	Carbonate alkalinity		5 mg/l		
	Hydroxide alkalinity		5 mg/l		

Analyte Class	Analysis	Method	Reporting Limit	Holding Time	Bottle and Preservation
	Total alkalinity		5 mg/l		
	Total Dissolved Solids (TDS)	EPA 160.1	10 mg/l	7 days	
	Sulfide	SM4500-S C/F	0.5 mg/l	7 days	5 ml of 10N Zinc acetate, pH > 9 with NaOH ≤6°C
Other Parameters	Conductivity	SM2510B	1 mmhos/cm	48 hours	≤6°C
	Cation/Anion Charge Balance	SM1030F (calculation)	NA	NA	NA

SW = Test Methods for Evaluating Solid Waste, Physical/Chemical Methods, USEPA Office of Solid Waste (SW-846), including all updates.
SM = Standard Methods for the Examination of Water and Wastewater, 20th Edition, EPA.
EPA = Methods for the Chemical Analysis of Water and Wastewater (MCAWW), 1983, EPA
NA = Not applicable

Part # 156297-435 RIT 08/08

0002/0002 THU - 11 SEP AA
PRIORITY OVERNIGHT

MPS# 0681 7955 [illegible] 088

Mstr# 8662 6664 0601 [illegible]

80524
CO-US
DEN

72 FTCA

emp# 657020 10SEP08 17:50

RT 0
FZ 0

2088
09.11

6.00

080416

76

FedEx Express — *US Airbill*

FedEx Tracking Number 8662 6664 0601

RECIPIENT: PEEL HERE

1 From This portion can be removed for Recipient's records.

Date 8/4/06 FedEx Tracking Number 866266640601

Sender's Name [illegible] Phone 72[illegible] 745-[illegible]

Company [illegible] SOLUTIONS

Address [illegible] NORTH AVE STE 1 Dept./Floor/Suite/Room

City GRAND JUNCTION State CO ZIP 81501

2 Your Internal Billing Reference

3 To

Recipient's Name [illegible] Phone [illegible]

Company Boeing Analytics Inc

Recipient's Address 235 Commerce Drive Dept./Floor/Suite/Room

We cannot deliver to P.O. boxes or P.O. ZIP codes.

Address To request [illegible] be held at a specific FedEx location, print FedEx address here.

City Fort Collins State CO ZIP 80524

6.0 C

0384077083

8662 66

fedex.com 1.800.GoFedEx 1.800.463.3339

Recipient's copy

4a Express Package Service — *Packages up to 150 lbs.*

- [X] FedEx Priority Overnight — Next business morning.* Friday shipments will be delivered on Monday unless SATURDAY Delivery is selected.
- [ ] FedEx Standard Overnight — Next business afternoon.* Saturday Delivery NOT available.
- [ ] FedEx First Overnight — Earliest next business morning delivery to select locations.* Saturday Delivery NOT available.
- [ ] FedEx 2Day — Second business day.* Thursday shipments will be delivered on Monday unless SATURDAY Delivery is selected.
- [ ] FedEx Express Saver — Third business day.* Saturday Delivery NOT available.

FedEx Envelope rate not available. Minimum charge: One-pound rate. * To most locations.

4b Express Freight Service — *Packages over 150 lbs.*

- [ ] FedEx 1Day Freight* — Next business day.** Friday shipments will be delivered on Monday unless SATURDAY Delivery is selected.
- [ ] FedEx 2Day Freight — Second business day.** Thursday shipments will be delivered on Monday unless SATURDAY Delivery is selected.
- [ ] FedEx 3Day Freight — Third business day.** Saturday Delivery NOT available.

* Call for Confirmation: ** To most locations.

5 Packaging

- [ ] FedEx Envelope*
- [ ] FedEx Pak* — Includes FedEx Small Pak, FedEx Large Pak, and FedEx Sturdy Pak.
- [ ] FedEx Box
- [ ] FedEx Tube
- [X] Other

* Declared value limit $500.

6 Special Handling — Include FedEx address in Section 3.

- [ ] SATURDAY Delivery — Not available for FedEx Standard Overnight, FedEx First Overnight, FedEx Express Saver, or FedEx 3Day Freight.
- [ ] HOLD Weekday at FedEx Location — Not available for FedEx First Overnight.
- [ ] HOLD Saturday at FedEx Location — Available ONLY for FedEx Priority Overnight and FedEx 2Day to select locations.

Does this shipment contain dangerous goods? One box must be checked.

- [X] No
- [ ] Yes — As per attached Shipper's Declaration.
- [ ] Yes — Shipper's Declaration not required.
- [ ] Dry Ice — Dry Ice, 9, UN 1845 ____ x ____ kg
- [ ] Cargo Aircraft Only

Dangerous goods (including dry ice) cannot be shipped in FedEx packaging.

7 Payment *Bill to:* Enter FedEx Acct. No. or Credit Card No. below.

- [X] Sender — Acct. No. in Section 1 will be billed.
- [ ] Recipient
- [ ] Third Party
- [ ] Credit Card
- [ ] Cash/Check
- [ ] Obtain Recip. Acct. No.

Total Packages 2 Total Weight Credit Card Auth.

†Our liability is limited to $100 unless you declare a higher value. See the current FedEx Service Guide for details.

8 Residential Delivery Signature Options If you require a signature, check Direct or Indirect.

- [ ] No Signature Required — Package may be left without obtaining a signature for delivery.
- [ ] Direct Signature — Someone at recipient's address may sign for delivery. *Fee applies.*
- [ ] Indirect Signature — If no one is available at recipient's address, someone at a neighboring address may sign for delivery. *Fee applies.*

519

Rev. Date 10/06•Part #158279•©1994–2006 FedEx•PRINTED IN U.S.A.•SRF

fedex.com 1.800.GoFedEx 1.800.463.3339

Paragon Analytics

GC/MS Volatiles Case Narrative

URS

Prather Phase 1 Investigation

Order Number - 0809076

1. This report consists of 12 water samples. The samples were received cool and intact by Paragon on 09/11/08. All aqueous samples were free of headspace prior to analysis.

2. These samples were prepared according to SW-846, 3rd Edition procedures. Specifically, the water samples were prepared by purging 10 mL using purge and trap procedures based on Method 5030C.

3. The samples were analyzed using GC/MS with an RTX-624, RTX-VMS, or equivalent capillary column according to Paragon Standard Operating Procedure 525 Revision 12 based on SW-846 Method 8260B. All positive results were quantitated against the initial calibration standards using the internal standard technique. The identification of positive results was achieved by a comparison of the retention time and mass spectrum of the sample versus the daily calibration standard.

4. All initial calibration criteria for SPCC's and CCC's were met. If average response factors were used in the initial calibration, %RSD was ≤15%. If linear or higher order regression calibrations were used in the initial calibration, the coefficient of determination (r^2) ≥0.99.

5. All initial calibrations are verified by comparing a second source standard calibration verification (ICV) against the calibration curve. All target compounds in the second source verification had a %D of less than 25%.

6. All criteria for SPCC's and CCC's were met in daily (continuing) calibration verifications (CCV).

7. Methylene chloride, acetone and 2-butanone are common laboratory contaminants. In order to minimize the levels of these compounds detected in the gc/ms analysis,

Paragon has designated its volatile laboratory as a restricted access area. In addition, the laboratory has been equipped with a dedicated, air intake and exhaust system that operates under positive pressure in order to minimize cross contamination of these compounds. Due to fluctuations in ambient laboratory conditions, reported sample values for common laboratory contaminants may be due to lab contamination even if the compound in question is not detected in the associated method blank.

The method blank VL080911-3MB had methylene chloride detected below the reporting limit. This compound was detected in the associated samples, so the data were flagged.

8. All laboratory control spike and laboratory control spike duplicate recoveries and RPDs were within the acceptance criteria.

9. Sample 0809076-11 was designated as the quality control sample for this analysis. Similarity of matrix and therefore relevance of the QC results should not be automatically inferred for any sample other than the native sample selected for QC.

   All matrix spike and matrix spike duplicate recoveries and RPDs were within acceptance criteria.

10. The samples were analyzed within the established holding time.

11. All surrogate recoveries were within acceptance criteria.

12. All internal standard recoveries were within acceptance criteria.

13. Due to the concentration of target analytes, samples 0809076-1RR1, -2 and -5RR1 were analyzed at a dilution. The reporting limits have been adjusted accordingly.

14. Manual integrations are performed when needed to provide consistent and defensible data following the guidelines in Paragon Analytics Standard Operating Procedure 939 Revision 3. The chromatographic data system marks the manual integrations with an m on the quantitation report. Whenever manual integrations are performed, before and after chromatograms of the peak that was manually integrated are included in the report along with the reason why the re-integration was necessary.

The data contained in the following report have been reviewed and approved by the personnel listed below. In addition, Paragon Analytics certifies that the analyses reported herein are true, complete and correct within the limits of the methods employed.

Sharon L. Jobes
Organics Primary Data Reviewer

9-12-08
Date

Organics Final Data Reviewer

09-12-08
Date

Paragon Analytics
Data Qualifier Flags
Chromatography and Mass Spectrometry

U or ND:	**This flag indicates that the compound was analyzed for but not detected.**
J:	**This flag indicates an estimated value. This flag is used as follows : (1) when estimating a concentration for tentatively identified compounds (TICs) where a 1:1 response is assumed; (2) when the mass spectral and retention time data indicate the presence of a compound that meets the volatile and semivolatile GC/MS identification criteria, and the result is less than the reporting limit (RL) but greater than the method detection limit (MDL); (3) when the retention time data indicate the presence of a compound that meets the GC identification criteria, and the result is less than the RL but greater than the MDL; and (4) the reported value is estimated.**
B:	**This flag is used when the analyte is detected in the associated method blank as well as in the sample. It indicates probable blank contamination and warns the data user. This flag shall be used for a tentatively identified compound (TIC) as well as for a positively identified target compound.**
E:	**This flag identifies compounds whose concentration exceeds the upper level of the calibration range.**
A:	**This flag indicates that a tentatively identified compound is a suspected aldol-condensation product.**
X:	**This flag indicates that the analyte was diluted below an accurate quantitation level.**
***:**	**This flag indicates that a spike recovery is equal to or outside the control criteria used.**
+:	**This flag indicates that the relative percent difference (RPD) equals or exceeds the control criteria.**

Paragon Analytics

Sample Number(s) Cross-Reference Table

Paragon OrderNum: 0809076
Client Name: URS
Client Project Name: Prather Phase 1 Investigation
Client Project Number:
Client PO Number: Prather-2008

Client Sample Number	Lab Sample Number	COC Number	Matrix	Date Collected	Time Collected
Ned Prather Spring	0809076-1		WATER	10-Sep-08	11:16
Ned Prather Spring (Dup)	0809076-2		WATER	10-Sep-08	11:16
Ned Prather Spring DS-440	0809076-3		WATER	10-Sep-08	11:40
Ned Prather Spring Cabin	0809076-4		WATER	10-Sep-08	11:53
Spring 2	0809076-5		WATER	10-Sep-08	12:10
Spring 2 DS-100	0809076-6		WATER	10-Sep-08	12:10
Ned Prather Stock Pond	0809076-7		WATER	10-Sep-08	12:30
Donna Stock Pond	0809076-8		WATER	10-Sep-08	13:00
Dick Prather Cabin	0809076-9		WATER	10-Sep-08	13:15
McKay Gulch	0809076-10		WATER	10-Sep-08	13:25
Ned Prather Stock Pond DS-500	0809076-11		WATER	10-Sep-08	13:40
Trip Blank	0809076-12		WATER	10-Sep-08	17:00

0809076

CHAIN OF CUSTODY RECORD / ANALYTICAL SERVICES AGREEMENT **

Evergreen Analytical Laboratory Inc.

4036 Youngfield St.
Wheat Ridge, Colorado 80033
(303) 425-6021
FAX (303) 425-6854
(877) 737-4521
info@evergreenanalytical.com

CLIENT INFORMATION

Mail **Original** Report to: URS Corporation
Attn Mark LEVORSEN
Address 8181 EAST TUFTS AVE
City DENVER State CO Zip
Tel # 303-694-2770 Fax # 303-930-6040 E-mail Mark-levorsen@HELCorp.com

REPORT ALSO BY ☒ FAX ☒ PDF ☒ EDD

REPORT CHROMATOGRAMS ☐ NO (YES)

Mail Invoice to: SAME
Attn
Address
City State Zip
Tel # Fax #
Project ID# Prather Spring
P.O. Quote
Sampler KLR

NOTE: *Identify Known Hazards Below*

CONFIRMATION OF SAMPLE RECEIPT REQUIRED? ☐ YES

Report Results by: (Date)*
Standard 2 working weeks ☐
UST Analyses per Fee Schedule ☐
* Rush: ☒ less than 24 hrs, 150% ☐ 1 - 2 work days, 100%
(☒ 3 - 5 work days, 50%) ☐ 6 - 9 work days, 25%
*Subject to surcharge & exceptions noted in fee schedule.

	SAMPLE IDENTIFICATION	DATE SAMPLED	TIME	No. of Containers	MATRIX: 1)Drinking Water or 2)Discharge Water or 3)Ground Water (circle one) SURFACE	Soil / Solid / Air / Gas	Oil / Sludge / Wipe	TCLP VOA/BNA/Pest/Herb/Metals (circle)	Volatile Organics 8260/624 (circle)	Semi-volatile Organics BNA, PAH, PNA 8270/625 (circle)	Chlorinated Pesticides 8081/608 (circle)	Organophosphorous Pesticides 8270	PCBs/8082/608/screen (circle)	Herbicides 8151	BTEX 8021/602/8260/MTBE (circle)	TVPH 8015mod. / 8260 (circle)	TEPH 8015mod. (Diesel)	Total Metals - DW / NPDES / SW846 (circle & list metals below)	Dissolved Metals - DW / SW846 (circle & list metals below)	Oil & Grease 1664 / 9071 (circle)	TRPH 418.1	Anions 300.0 (circle below)	Total Alkalinity	TDS	Conductivity	Sulfide			For Laboratory Use Only
1	Ned Prather Spring	9-10-08	1116	7	X				X								X				X	X	X	X	X			
2	Ned Prather Spring (Dup)	9-10-08	1116	7	X				X								X				X	X	X	X	X			
3	Ned Prather Spring DS-440	9-10-08	1140	7	X				X								X				X	X	X	X	X			
4	Ned Prather Cabin	9-10-08	1153	7	X				X								X				X	X	X	X	X			
5	Spring 2	9-10-08	1210	7	X				X								X				X	X	X	X	X			
6	Spring 2 DS-100	9-10-08	1210	7	X				X								X				X	X	X	X	X			
7	Ned Prather stock pond	9-10-08	1230	7	X				X								X				X	X	X	X	X			
8	Dona Stock Pond	9-10-08	1300	7	X				X								X				X	X	X	X	X			
9	Dick Prather Cabin	9-10-08	1319	7	X				X								X				X	X	X	X	X			
10	McKay Gulch	9-10-08	1325	7	X				X								X				X	X	X	X	X			
				Sample Fraction																								

Instructions: PLEASE SEE ATTACHED SHEETS

Anions: Bromide, Chloride, Nitrate, Nitrite, O-Phosphate, Sulfate (Circle)

** **Important Note:** See reverse side for Terms and Conditions.

Relinquished by: (*Signature*)	Date/Time	Received by: (*Signature*)	Date/Time	Relinquished by: (*Signature*)	Date/Time	Received by: (*Signature*)	Date/Time
[signature]	9/10/08 1700	Cheryl Trumble	9-11-08 1020				

0809076

CHAIN OF CUSTODY RECORD / ANALYTICAL SERVICES AGREEMENT **

Evergreen Analytical Laboratory Inc.

4036 Youngfield St.
Wheat Ridge, Colorado 80033
(303) 425-6021
FAX (303) 425-6854
(877) 737-4521
info@evergreenanalytical.com

CLIENT INFORMATION

Mail **Original** Report to: LRS Corporation
Attn Mark Leverson
Address 9181 East Tufts Ave
City Denver State CO Zip
Tel # 303-694-2770 Fax # 303-930-6040 E-mail Mark_Leverson@HRLcorp.com

REPORT ALSO BY ☒ FAX ☒ PDF ☒ EDD

REPORT CHROMATOGRAMS ☐ NO (YES)

Mail Invoice to: SAME
Attn
Address
City State Zip
Tel # Fax #
Project ID# Prather Spring
P.O. Quote
Sampler KLR

NOTE: *Identify Known Hazards Below*

CONFIRMATION OF SAMPLE RECEIPT REQUIRED? ☐ YES

Report Results by: (Date)*
Standard 2 working weeks ☐
UST Analyses per Fee Schedule ☐
* Rush: ~~less than 24 hrs, 150%~~ ☐ 1 - 2 work days, 100%
☒ 3 - 5 work days, 50% ☐ 6 - 9 work days, 25%
*Subject to surcharge & exceptions noted in fee schedule.

SAMPLE IDENTIFICATION	DATE SAMPLED	TIME	No. of Containers	MATRIX: 1)Drinking Water or 2)Discharge Water or 3)Ground Water (circle one)	Soil / Solid / Air / Gas	Oil / Sludge / Wipe	TCLP VOA/BNA/Pest/Herb/Metals (circle)	Volatile Organics 8260/624 (circle)	Semi-volatile Organics BNA, PAH, PNA 8270/625 (circle)	Chlorinated Pesticides 8081/608 (circle)	Organophosphorous Pesticides 8270	PCBs/8082/608/screen (circle)	Herbicides 8151	BTEX 8021/602/8260/MTBE (circle)	TVPH 8015mod. / 8260 (circle)	TEPH 8015mod. (Diesel)	Total Metals-DW / NPDES / SW846 (circle & list metals below)	Dissolved Metals - DW / SW846 (circle & list metals below)	Oil & Grease 1664 / 9071 (circle)	TRPH 418.1	Anions 300.0 (circle below)	Total Alkalinity	TDS	Conductivity	Sulfide			For Laboratory Use Only
(1) Nel Prather Stock Pond (ms) DS-550	9-10-08	1340	7	X				X									X				X	X	X	X	X			W.O. #
(2) Nel Prather Stock Pond (MSD) DS-550	9-10-08	1340	7	X				X									X				X	X	X	X	X			B.O.F. #
(3) Nel Prather Stock Pond DS-550	9-10-08	1340	7	X				X									X				X	X	X	X	X			C/S (O) /
(4) Trip Blank	9-10-08	1700	6					X																				C/S (I) /
(5)																												Temp. °C / Ice
																												Seals Present Y / N / NA
																												Samples Pres. Y / N / NA
																												Headspace Y / N / NA
																												By /
Sample Fraction																												

Instructions: ~~Please Filter and Preserve~~ PLEASE SEE ATTACHED SHEETS

Anions: Bromide, Chloride, Nitrate, Nitrite, O-Phosphate, Sulfate (Circle)

** **Important Note:** See reverse side for Terms and Conditions.

Relinquished by: (*Signature*)	Date/Time	Received by: (*Signature*)	Date/Time	Relinquished by: (*Signature*)	Date/Time	Received by: (*Signature*)	Date/Time
[signature]	9/10/08 1700	Cheryl Trumble	9-11-08 1600				

CONDITION OF SAMPLE UPON RECEIPT FORM **Paragon Analytics**

Client: URS Workorder No: 0809076

Project Manager: DF Initials: CT Date: 9-11-08

1.	Does this project require any **special handling** in addition to standard Paragon procedures?		YES	(NO)
2.	Are custody **seals** on **shipping containers** intact?	NONE	(YES)	NO
3.	Are Custody seals on **sample containers** intact?	(NONE)	YES	NO
4.	Is there a **COC (Chain-of-Custody) present** or other representative documents?		(YES)	NO
5.	Are the **COC and bottle labels complete and legible**?		(YES)	NO
6.	Is the **COC in agreement** with samples received? (IDs, dates, times, no. of samples, no. of containers, matrix, requested analyses, etc.)		(YES)	NO
7.	Were **airbills / shipping documents** present and/or removable?	DROP OFF	(YES)	NO
8.	Are all aqueous **samples requiring preservation preserved correctly?** (excluding volatiles)	N/A	YES	(NO)
9.	Are all aqueous **non-preserved samples pH 4-9**?	N/A	(YES)	NO
10.	Is there **sufficient sample** for the requested analyses?		(YES)	NO
11.	Were all samples placed in the **proper containers** for the requested analyses?		(YES)	NO
12.	Are all samples within **holding times** for the requested analyses?		(YES)	NO
13.	Were all sample containers received **intact**? (not broken or leaking, etc.)		(YES)	NO
14.	Are all samples requiring **no** headspace (**VOC, GRO, RSK/MEE, Rx CN/S, radon**) headspace free? **Size of bubble**: ✓ < green pea ____ > green pea	N/A	YES	(NO)
15.	Do perchlorate LCMS-MS samples **have** headspace? (at least 1/3 of container required)	(N/A)	YES	NO
16.	Were samples checked for and free from the presence of **residual chlorine?** (Applicable when PM has indicated samples are from a chlorinated water source; note if field preservation with sodium thiosulfate was not observed.)	(N/A)	YES	NO
17.	Were the samples **shipped on ice**?		(YES)	NO
18.	Were cooler temperatures measured at 0.1-6.0°C? **IR gun used*:** #2 (#4)	RAD ONLY	(YES)	NO

Cooler #:	1	2						
Temperature (°C):	6.0	6.0						
No. of custody seals on cooler:	1	1						
DOT Survey/ Acceptance Information — External µR/hr reading:	14	14						
Background µR/hr reading:	11							

Were external µR/hr readings ≤ two times background and within DOT acceptance criteria? (YES) / NO / NA (If no, see Form 008.)

Additional Information: PROVIDE DETAILS BELOW FOR A NO RESPONSE TO ANY QUESTION ABOVE, EXCEPT #1 AND #16.

Headspace: 0809076
All sulfide bottles were pH 7
The Trip Blank received that was associated with 500mL Poly bottles only is not logged in
Paragon to filter + preserve metals aliquot. Methane not requested nor bottles rec'd.

If applicable, was the client contacted? (YES) / NO / NA Contact: Sheri O'Connor Date/Time: 9/11/08 1100

Project Manager Signature / Date: Debbie Fazio 9/11/08

*IR Gun #2: Oakton, SN 29922500201-0066 *IR Gun #4: Oakton, SN 2372220101-0002

Form 201r21.xls (7/30/08)

DF 9/11/08

CONDITION OF SAMPLE UPON RECEIPT FORM **Paragon Analytics**

Client: URS Corporation Workorder No: 0809076

Project Manager: DJF Initials: Df Date: 9/11/08

Additional Information:

Chris Rowe directed Paragon to change the ID for sample: Ned Prather Stock Pond DS-550 to Ned Prather Stock Pond DS 500

Was the laboratory directed to proceed with the analysis of any samples yielding the presence of residual chlorine? **YES / NO / NA**

NOTE:

No pH adjustments shall be made without prior consent of Project Manager. After pH adjustments, hold metals and radchem samples ≥ 24 hrs. before analysis.

Was the pH of any sample adjusted by the laboratory? **YES** (See Table below) / **NO**

pH Excursion:

Paragon Sample ID	Client Sample ID	Initial pH	Final pH	Reagent Used	Volume Added (mL)	Lot No. of Reagent	Requested Analysis	Initials / Date / Time

If applicable, was the client contacted? **YES / NO / NA** Contact: Sheri O'Connor Date/Time: 9/11/08 login report

Project Manager Signature / Date: Debbie Fizio 9/11/08

Form 201r20.xls (12/27/07)

Table 2 - Aqueous Sample Collection, Handling, and Analysis Summary

Analyte Class	Analysis	Method	Reporting Limit	Holding Time	Bottle and Preservation
Organics	Volatile Organics (including BTEX)	SW8260M extended	Varies by analyte	14 days	3 x 40 ml glass vial, pH < 2 with HCl, ≤6°C
	Methane	RSK-175	1.0 mg/l	7 days	3 x 40 ml glass vial. ≤6°C
Trace and Other Metals	Arsenic, dissolved	SW6020	0.002 mg/l	6 months	field-filtered into 1 L poly bottle, pH < 2 with HNO_3, ≤6°C
	Barium, dissolved		0.025 mg/l		
	Boron, dissolved		0.2 mg/l		
	Cadmium, dissolved		0.001 mg/l		
	Chromium, dissolved		0.005 mg/l		
	Copper, dissolved		0.025 mg/l		
	Lead, dissolved		0.005 mg/l		
	Selenium, dissolved		0.005 mg/l		
	Silver, dissolved		0.002 mg/l		
Major Cations	Calcium, dissolved	SW6010B	0.387 mg/l		
	Iron, dissolved		0.07 mg/l		
	Magnesium, dissolved		0.15 mg/l		
	Manganese, dissolved		0.005 mg/l		
	Potassium, dissolved		0.34 mg/l		
	Sodium, dissolved		0.4 mg/l		
Major Anions	Bromide	EPA 300.0	0.2 mg/l	28 days	1 L poly bottle, ≤6°C
	Chloride		0.5 mg/l		
	Sulfate		0.5 mg/l		
	Nitrite + Nitrate as N		0.061 mg/l		
	Fluoride	SM4500-F C	0.2 mg/l	28 days	
	Bicarbonate alkalinity	SM2320B	5 mg/l	14 days	
	Carbonate alkalinity		5 mg/l		
	Hydroxide alkalinity		5 mg/l		

Analyte Class	Analysis	Method	Reporting Limit	Holding Time	Bottle and Preservation
	Total alkalinity		5 mg/l		
	Total Dissolved Solids (TDS)	EPA 160.1	10 mg/l	7 days	
	Sulfide	SM4500-S C/F	0.5 mg/l	7 days	5 ml of 10N Zinc acetate, pH > 9 with NaOH ≤6°C
Other Parameters	Conductivity	SM2510B	1 mmhos/cm	48 hours	≤6°C
	Cation/Anion Charge Balance	SM1030F (calculation)	NA	NA	NA

SW = Test Methods for Evaluating Solid Waste, Physical/Chemical Methods, USEPA Office of Solid Waste (SW-846), including all updates.

SM = Standard Methods for the Examination of Water and Wastewater, 20th Edition, EPA.

EPA = Methods for the Chemical Analysis of Water and Wastewater (MCAWW), 1983, EPA

NA = Not applicable

Tracking 0002/0002 THU - 11 SEP AA
PRIORITY OVERNIGHT

MPS# 0581 7955 [illegible] 088

Mstr# 8662 6664 0601 [illegible]

80524
CO-US
DEN

72 FTCA

emp# 657020 10SEP08 17:50

RT 0

FZ 0

2088
09.11

6.00

76

FedEx Express **US Airbill**

FedEx Tracking Number 8662 6664 0601

1 From This portion can be removed for Recipient's records.

Date 9/4/06 FedEx Tracking Number 866266640601

Sender's Name Ken Rowe Phone 720 345 [illegible]

Company HRL COMPLIANCE SOLUTIONS

Address 610 MONTH AVE STE 1 Dept/Floor/Suite/Room

City GRAND JUNCTION State CO ZIP 81501

RECIPIENT: PEEL HERE

fedex.com 1.800.GoFedEx 1.800.463.3339

2 Your Internal Billing Reference

3 To

Recipient's Name Sample Receiving Phone 970 493 [illegible]

Company Bergen Analytics Inc

Recipient's Address 335 Commerce Drive Dept/Floor/Suite/Room

We cannot deliver to P.O. boxes or P.O. ZIP codes.

Address To request delivery be held at a specific FedEx location, print FedEx address here.

City Fort Collins State CO ZIP 80524

6.0 C

0384071083

8662 66

Recipient's Copy

4a Express Package Service — *Packages up to 150 lbs.*

- [X] FedEx Priority Overnight — Next business morning.* Friday shipments will be delivered on Monday unless SATURDAY Delivery is selected.
- [ ] FedEx Standard Overnight — Next business afternoon.* Saturday Delivery NOT available.
- [ ] FedEx First Overnight — Earliest next business morning delivery to select locations.* Saturday Delivery NOT available.
- [ ] FedEx 2Day — Second business day.* Thursday shipments will be delivered on Monday unless SATURDAY Delivery is selected.
- [ ] FedEx Express Saver — Third business day.* Saturday Delivery NOT available.

FedEx Envelope rate not available. Minimum charge: One-pound rate.

* To most locations.

4b Express Freight Service — *Packages over 150 lbs.*

- [ ] FedEx 1Day Freight* — Next business day.** Friday shipments will be delivered on Monday unless SATURDAY Delivery is selected.
- [ ] FedEx 2Day Freight — Second business day.** Thursday shipments will be delivered on Monday unless SATURDAY Delivery is selected.
- [ ] FedEx 3Day Freight — Third business day.** Saturday Delivery NOT available.

* Call for Confirmation:

** To most locations.

5 Packaging

- [ ] FedEx Envelope*
- [ ] FedEx Pak* — Includes FedEx Small Pak, FedEx Large Pak, and FedEx Sturdy Pak.
- [ ] FedEx Box
- [ ] FedEx Tube
- [X] Other

* Declared value limit $500.

6 Special Handling — Include FedEx address in Section 3.

- [ ] **SATURDAY Delivery** — Not available for FedEx Standard Overnight, FedEx First Overnight, FedEx Express Saver, or FedEx 3Day Freight.
- [ ] **HOLD Weekday** at FedEx Location — Not available for FedEx First Overnight.
- [ ] **HOLD Saturday** at FedEx Location — Available ONLY for FedEx Priority Overnight and FedEx 2Day to select locations.

Does this shipment contain dangerous goods? One box must be checked.

- [X] No
- [ ] Yes — As per attached Shipper's Declaration.
- [ ] Yes — Shipper's Declaration not required.
- [ ] Dry Ice — Dry Ice, 9, UN 1845 ____ x ____ kg
- [ ] Cargo Aircraft Only

Dangerous goods (including dry ice) cannot be shipped in FedEx packaging.

7 Payment *Bill to:* Enter FedEx Acct. No. or Credit Card No. below.

- [X] Sender — Acct. No. in Section 1 will be billed.
- [ ] Recipient
- [ ] Third Party
- [ ] Credit Card
- [ ] Cash/Check
- [ ] Obtain Recip. Acct. No.

Total Packages 2 Total Weight Credit Card Auth.

†Our liability is limited to $100 unless you declare a higher value. See the current FedEx Service Guide for details.

8 Residential Delivery Signature Options If you require a signature, check Direct or Indirect.

- [ ] No Signature Required — Package may be left without obtaining a signature for delivery.
- [ ] Direct Signature — Someone at recipient's address may sign for delivery. *Fee applies.*
- [ ] Indirect Signature — If no one is available at recipient's address, someone at a neighboring address may sign for delivery. *Fee applies.*

519

Rev. Date 10/06•Part #158279•©1994–2006 FedEx•PRINTED IN U.S.A.•SRF

fedex.com 1.800.GoFedEx 1.800.463.3339

Analytical Results

GC/MS Volatiles

Method SW8260_25B

Method Blank

Lab Name: **Paragon Analytics**
Work Order Number: 0809076
Client Name: URS
ClientProject ID: Prather Phase 1 Investigation

Lab ID: VL080911-3MB

Sample Matrix: WATER
% Moisture: N/A
Date Collected: N/A
Date Extracted: 11-Sep-08
Date Analyzed: 11-Sep-08

Prep Batch: VL080911-3
QCBatchID: VL080911-3-2
Run ID: VL080911-3A
Cleanup: NONE
Basis: N/A
File Name: C12219

Sample Aliquot: 10 ml
Final Volume: 10 ml
Result Units: UG/L
Clean DF: 1

CASNO	Target Analyte	DF	Result	Reporting Limit	MDL	Result Qualifier	EPA Qualifier
75-71-8	DICHLORODIFLUOROMETHANE	1	1	1	0.17	U	
74-87-3	CHLOROMETHANE	1	1	1	0.17	U	
75-01-4	VINYL CHLORIDE	1	1	1	0.17	U	
74-83-9	BROMOMETHANE	1	1	1	0.25	U	
75-00-3	CHLOROETHANE	1	1	1	0.25	U	
75-69-4	TRICHLOROFLUOROMETHANE	1	1	1	0.17	U	
75-35-4	1,1-DICHLOROETHENE	1	1	1	0.17	U	
76-13-1	1,1,2-TRICHLORO-1,2,2-TRIFLUOROET	1	1	1	0.17	U	
67-64-1	ACETONE	1	10	10	3.3	U	
74-88-4	IODOMETHANE	1	1	1	0.17	U	
75-15-0	CARBON DISULFIDE	1	1	1	0.17	U	
75-09-2	METHYLENE CHLORIDE	1	0.88	1	0.17	J	
156-60-5	TRANS-1,2-DICHLOROETHENE	1	1	1	0.17	U	
1634-04-4	METHYL TERTIARY BUTYL ETHER	1	1	1	0.24	U	
75-34-3	1,1-DICHLOROETHANE	1	1	1	0.17	U	
108-05-4	VINYL ACETATE	1	2	2	0.27	U	
156-59-2	CIS-1,2-DICHLOROETHENE	1	1	1	0.17	U	
78-93-3	2-BUTANONE	1	10	10	1.7	U	
74-97-5	BROMOCHLOROMETHANE	1	1	1	0.21	U	
67-66-3	CHLOROFORM	1	1	1	0.17	U	
71-55-6	1,1,1-TRICHLOROETHANE	1	1	1	0.17	U	
594-20-7	2,2-DICHLOROPROPANE	1	1	1	0.17	U	
56-23-5	CARBON TETRACHLORIDE	1	1	1	0.17	U	
563-58-6	1,1-DICHLOROPROPENE	1	1	1	0.17	U	
107-06-2	1,2-DICHLOROETHANE	1	1	1	0.17	U	
71-43-2	BENZENE	1	1	1	0.17	U	
79-01-6	TRICHLOROETHENE	1	1	1	0.17	U	
78-87-5	1,2-DICHLOROPROPANE	1	1	1	0.17	U	

Data Package ID: *VL00809076-1*

GC/MS Volatiles

Method SW8260_25B

Method Blank

Lab Name: **Paragon Analytics**
Work Order Number: 0809076
Client Name: URS
ClientProject ID: Prather Phase 1 Investigation

Lab ID: VL080911-3MB

Sample Matrix: WATER
% Moisture: N/A
Date Collected: N/A
Date Extracted: 11-Sep-08
Date Analyzed: 11-Sep-08

Prep Batch: VL080911-3
QCBatchID: VL080911-3-2
Run ID: VL080911-3A
Cleanup: NONE
Basis: N/A
File Name: C12219

Sample Aliquot: 10 ml
Final Volume: 10 ml
Result Units: UG/L
Clean DF: 1

74-95-3	DIBROMOMETHANE	1	1	1	0.18	U	
75-27-4	BROMODICHLOROMETHANE	1	1	1	0.17	U	
10061-01-5	CIS-1,3-DICHLOROPROPENE	1	1	1	0.17	U	
108-10-1	4-METHYL-2-PENTANONE	1	10	10	1.7	U	
108-88-3	TOLUENE	1	1	1	0.17	U	
10061-02-6	TRANS-1,3-DICHLOROPROPENE	1	1	1	0.17	U	
79-00-5	1,1,2-TRICHLOROETHANE	1	1	1	0.2	U	
591-78-6	2-HEXANONE	1	10	10	3.3	U	
127-18-4	TETRACHLOROETHENE	1	1	1	0.17	U	
142-28-9	1,3-DICHLOROPROPANE	1	1	1	0.18	U	
124-48-1	DIBROMOCHLOROMETHANE	1	1	1	0.17	U	
106-93-4	1,2-DIBROMOETHANE	1	1	1	0.17	U	
544-10-5	1-CHLOROHEXANE	1	1	1	0.28	U	
108-90-7	CHLOROBENZENE	1	1	1	0.17	U	
630-20-6	1,1,1,2-TETRACHLOROETHANE	1	1	1	0.17	U	
100-41-4	ETHYLBENZENE	1	1	1	0.17	U	
136777-61-2	M+P-XYLENE	1	1	1	0.19	U	
95-47-6	O-XYLENE	1	1	1	0.17	U	
100-42-5	STYRENE	1	1	1	0.17	U	
75-25-2	BROMOFORM	1	1	1	0.17	U	
98-82-8	ISOPROPYLBENZENE	1	1	1	0.17	U	
96-18-4	1,2,3-TRICHLOROPROPANE	1	1	1	0.49	U	
79-34-5	1,1,2,2-TETRACHLOROETHANE	1	1	1	0.17	U	
108-86-1	BROMOBENZENE	1	1	1	0.17	U	
103-65-1	N-PROPYLBENZENE	1	1	1	0.17	U	
95-49-8	2-CHLOROTOLUENE	1	1	1	0.17	U	
108-67-8	1,3,5-TRIMETHYLBENZENE	1	1	1	0.17	U	
106-43-4	4-CHLOROTOLUENE	1	1	1	0.17	U	
98-06-6	TERT-BUTYLBENZENE	1	1	1	0.18	U	
95-63-6	1,2,4-TRIMETHYLBENZENE	1	1	1	0.17	U	

Data Package ID: *VL00809076-1*

GC/MS Volatiles

Method SW8260_25B

Method Blank

Lab Name: **Paragon Analytics**
Work Order Number: 0809076
Client Name: URS
ClientProject ID: Prather Phase 1 Investigation

Lab ID: VL080911-3MB

Sample Matrix: WATER
% Moisture: N/A
Date Collected: N/A
Date Extracted: 11-Sep-08
Date Analyzed: 11-Sep-08

Prep Batch: VL080911-3
QCBatchID: VL080911-3-2
Run ID: VL080911-3A
Cleanup: NONE
Basis: N/A
File Name: C12219

Sample Aliquot: 10 ml
Final Volume: 10 ml
Result Units: UG/L
Clean DF: 1

135-98-8	SEC-BUTYLBENZENE	1	1	1	0.17	U	
541-73-1	1,3-DICHLOROBENZENE	1	1	1	0.17	U	
99-87-6	P-ISOPROPYLTOLUENE	1	1	1	0.17	U	
106-46-7	1,4-DICHLOROBENZENE	1	1	1	0.17	U	
104-51-8	N-BUTYLBENZENE	1	1	1	0.17	U	
95-50-1	1,2-DICHLOROBENZENE	1	1	1	0.17	U	
96-12-8	1,2-DIBROMO-3-CHLOROPROPANE	1	2	2	0.64	U	
120-82-1	1,2,4-TRICHLOROBENZENE	1	1	1	0.17	U	
87-68-3	HEXACHLOROBUTADIENE	1	1	1	0.18	U	
91-20-3	NAPHTHALENE	1	1	1	0.17	U	
87-61-6	1,2,3-TRICHLOROBENZENE	1	1	1	0.2	U	

Surrogate Recovery

CASNO	Surrogate Analyte	Result	Flag	Spike Amount	Percent Recovery	Control Limits
460-00-4	4-BROMOFLUOROBENZENE	26.5		25	106	78 - 129
1868-53-7	DIBROMOFLUOROMETHANE	23.2		25	93	80 - 124
2037-26-5	TOLUENE-D8	25.6		25	102	81 - 119

Data Package ID: *VL00809076-1*

GC/MS Volatiles

Method SW8260_25B

Sample Results

Lab Name: **Paragon Analytics**
Work Order Number: 0809076
Client Name: URS
ClientProject ID: Prather Phase 1 Investigation

Field ID:	Ned Prather Spring
Lab ID:	0809076-1

Sample Matrix: WATER
% Moisture: N/A
Date Collected: 10-Sep-08
Date Extracted: 11-Sep-08
Date Analyzed: 11-Sep-08
Prep Method: SW5030 Rev C

Prep Batch: VL080911-3
QCBatchID: VL080911-3-2
Run ID: VL080911-3A
Cleanup: NONE
Basis: As Received
File Name: C12220

Sample Aliquot: 10 ml
Final Volume: 10 ml
Result Units: UG/L
Clean DF: 1

CASNO	Target Analyte	Dilution Factor	Result	Reporting Limit	MDL	Result Qualifier	EPA Qualifier
75-71-8	DICHLORODIFLUOROMETHANE	1	1	1	0.17	U	
74-87-3	CHLOROMETHANE	1	1	1	0.17	U	
75-01-4	VINYL CHLORIDE	1	1	1	0.17	U	
74-83-9	BROMOMETHANE	1	1	1	0.25	U	
75-00-3	CHLOROETHANE	1	1	1	0.25	U	
75-69-4	TRICHLOROFLUOROMETHANE	1	1	1	0.17	U	
75-35-4	1,1-DICHLOROETHENE	1	1	1	0.17	U	
76-13-1	1,1,2-TRICHLORO-1,2,2-TRIFLUOROETH	1	1	1	0.17	U	
67-64-1	ACETONE	1	25	10	3.3		
74-88-4	IODOMETHANE	1	1	1	0.17	U	
75-15-0	CARBON DISULFIDE	1	1	1	0.17	U	
75-09-2	METHYLENE CHLORIDE	1	0.29	1	0.17	B,J	
156-60-5	TRANS-1,2-DICHLOROETHENE	1	1	1	0.17	U	
1634-04-4	METHYL TERTIARY BUTYL ETHER	1	1	1	0.24	U	
75-34-3	1,1-DICHLOROETHANE	1	1	1	0.17	U	
108-05-4	VINYL ACETATE	1	2	2	0.27	U	
156-59-2	CIS-1,2-DICHLOROETHENE	1	1	1	0.17	U	
78-93-3	2-BUTANONE	1	10	10	1.7	U	
74-97-5	BROMOCHLOROMETHANE	1	1	1	0.21	U	
67-66-3	CHLOROFORM	1	1	1	0.17	U	
71-55-6	1,1,1-TRICHLOROETHANE	1	1	1	0.17	U	
594-20-7	2,2-DICHLOROPROPANE	1	1	1	0.17	U	
56-23-5	CARBON TETRACHLORIDE	1	1	1	0.17	U	
563-58-6	1,1-DICHLOROPROPENE	1	1	1	0.17	U	
107-06-2	1,2-DICHLOROETHANE	1	1	1	0.17	U	
71-43-2	BENZENE	1	190	1	0.17	E	

Data Package ID: *VL00809076-1*

GC/MS Volatiles

Method SW8260_25B

Sample Results

Lab Name: **Paragon Analytics**
Work Order Number: 0809076
Client Name: URS
ClientProject ID: Prather Phase 1 Investigation

Field ID:	Ned Prather Spring
Lab ID:	0809076-1

Sample Matrix: WATER
% Moisture: N/A
Date Collected: 10-Sep-08
Date Extracted: 11-Sep-08
Date Analyzed: 11-Sep-08
Prep Method: SW5030 Rev C

Prep Batch: VL080911-3
QCBatchID: VL080911-3-2
Run ID: VL080911-3A
Cleanup: NONE
Basis: As Received
File Name: C12220

Sample Aliquot: 10 ml
Final Volume: 10 ml
Result Units: UG/L
Clean DF: 1

79-01-6	TRICHLOROETHENE	1	1	1	0.17	U	
78-87-5	1,2-DICHLOROPROPANE	1	1	1	0.17	U	
74-95-3	DIBROMOMETHANE	1	1	1	0.18	U	
75-27-4	BROMODICHLOROMETHANE	1	1	1	0.17	U	
10061-01-5	CIS-1,3-DICHLOROPROPENE	1	1	1	0.17	U	
108-10-1	4-METHYL-2-PENTANONE	1	10	10	1.7	U	
108-88-3	TOLUENE	1	350	1	0.17	E	
10061-02-6	TRANS-1,3-DICHLOROPROPENE	1	1	1	0.17	U	
79-00-5	1,1,2-TRICHLOROETHANE	1	1	1	0.2	U	
591-78-6	2-HEXANONE	1	10	10	3.3	U	
127-18-4	TETRACHLOROETHENE	1	1	1	0.17	U	
142-28-9	1,3-DICHLOROPROPANE	1	1	1	0.18	U	
124-48-1	DIBROMOCHLOROMETHANE	1	1	1	0.17	U	
106-93-4	1,2-DIBROMOETHANE	1	1	1	0.17	U	
544-10-5	1-CHLOROHEXANE	1	1	1	0.28	U	
108-90-7	CHLOROBENZENE	1	1	1	0.17	U	
630-20-6	1,1,1,2-TETRACHLOROETHANE	1	1	1	0.17	U	
100-41-4	ETHYLBENZENE	1	6.6	1	0.17		
136777-61-2	M+P-XYLENE	1	850	1	0.19	E	
95-47-6	O-XYLENE	1	400	1	0.17	E	
100-42-5	STYRENE	1	1	1	0.17	U	
75-25-2	BROMOFORM	1	1	1	0.17	U	
98-82-8	ISOPROPYLBENZENE	1	1	1	0.17	U	
96-18-4	1,2,3-TRICHLOROPROPANE	1	1	1	0.49	U	
79-34-5	1,1,2,2-TETRACHLOROETHANE	1	1	1	0.17	U	
108-86-1	BROMOBENZENE	1	1	1	0.17	U	
103-65-1	N-PROPYLBENZENE	1	1	1	0.17	U	
95-49-8	2-CHLOROTOLUENE	1	1	1	0.17	U	

Data Package ID: *VL00809076-1*

GC/MS Volatiles

Method SW8260_25B

Sample Results

Lab Name: **Paragon Analytics**
Work Order Number: 0809076
Client Name: URS
ClientProject ID: Prather Phase 1 Investigation

Field ID: Ned Prather Spring
Lab ID: 0809076-1

Sample Matrix: WATER
% Moisture: N/A
Date Collected: 10-Sep-08
Date Extracted: 11-Sep-08
Date Analyzed: 11-Sep-08
Prep Method: SW5030 Rev C

Prep Batch: VL080911-3
QCBatchID: VL080911-3-2
Run ID: VL080911-3A
Cleanup: NONE
Basis: As Received
File Name: C12220

Sample Aliquot: 10 ml
Final Volume: 10 ml
Result Units: UG/L
Clean DF: 1

108-67-8	1,3,5-TRIMETHYLBENZENE	1	140	1	0.17	E	
106-43-4	4-CHLOROTOLUENE	1	1	1	0.17	U	
98-06-6	TERT-BUTYLBENZENE	1	0.27	1	0.18	J	
95-63-6	1,2,4-TRIMETHYLBENZENE	1	140	1	0.17	E	
135-98-8	SEC-BUTYLBENZENE	1	1	1	0.17	U	
541-73-1	1,3-DICHLOROBENZENE	1	1	1	0.17	U	
99-87-6	P-ISOPROPYLTOLUENE	1	1.8	1	0.17		
106-46-7	1,4-DICHLOROBENZENE	1	1	1	0.17	U	
104-51-8	N-BUTYLBENZENE	1	1	1	0.17	U	
95-50-1	1,2-DICHLOROBENZENE	1	1	1	0.17	U	
96-12-8	1,2-DIBROMO-3-CHLOROPROPANE	1	2	2	0.64	U	
120-82-1	1,2,4-TRICHLOROBENZENE	1	1	1	0.17	U	
87-68-3	HEXACHLOROBUTADIENE	1	1	1	0.18	U	
91-20-3	NAPHTHALENE	1	8.5	1	0.17		
87-61-6	1,2,3-TRICHLOROBENZENE	1	1	1	0.2	U	

Surrogate Recovery

CASNO	Surrogate Analyte	Result	Flag	Spike Amount	Percent Recovery	Control Limits
460-00-4	4-BROMOFLUOROBENZENE	26		25	104	78 - 129
1868-53-7	DIBROMOFLUOROMETHANE	24.4		25	98	80 - 124
2037-26-5	TOLUENE-D8	27.2		25	109	81 - 119

Data Package ID: *VL00809076-1*

GC/MS Volatiles

Method SW8260_25B

Sample Results

Lab Name: **Paragon Analytics**
Work Order Number: 0809076
Client Name: URS
ClientProject ID: Prather Phase 1 Investigation

Field ID:	Ned Prather Stock Pond DS
Lab ID:	0809076-11

Sample Matrix: WATER
% Moisture: N/A
Date Collected: 10-Sep-08
Date Extracted: 11-Sep-08
Date Analyzed: 11-Sep-08
Prep Method: SW5030 Rev C

Prep Batch: VL080911-3
QCBatchID: VL080911-3-2
Run ID: VL080911-3A
Cleanup: NONE
Basis: As Received
File Name: C12225

Sample Aliquot: 10 ml
Final Volume: 10 ml
Result Units: UG/L
Clean DF: 1

CASNO	Target Analyte	Dilution Factor	Result	Reporting Limit	MDL	Result Qualifier	EPA Qualifier
75-71-8	DICHLORODIFLUOROMETHANE	1	1	1	0.17	U	
74-87-3	CHLOROMETHANE	1	1	1	0.17	U	
75-01-4	VINYL CHLORIDE	1	1	1	0.17	U	
74-83-9	BROMOMETHANE	1	1	1	0.25	U	
75-00-3	CHLOROETHANE	1	1	1	0.25	U	
75-69-4	TRICHLOROFLUOROMETHANE	1	1	1	0.17	U	
75-35-4	1,1-DICHLOROETHENE	1	1	1	0.17	U	
76-13-1	1,1,2-TRICHLORO-1,2,2-TRIFLUOROETH	1	1	1	0.17	U	
67-64-1	ACETONE	1	10	10	3.3	U	
74-88-4	IODOMETHANE	1	1	1	0.17	U	
75-15-0	CARBON DISULFIDE	1	1	1	0.17	U	
75-09-2	METHYLENE CHLORIDE	1	1	1	0.17	U	
156-60-5	TRANS-1,2-DICHLOROETHENE	1	1	1	0.17	U	
1634-04-4	METHYL TERTIARY BUTYL ETHER	1	1	1	0.24	U	
75-34-3	1,1-DICHLOROETHANE	1	1	1	0.17	U	
108-05-4	VINYL ACETATE	1	2	2	0.27	U	
156-59-2	CIS-1,2-DICHLOROETHENE	1	1	1	0.17	U	
78-93-3	2-BUTANONE	1	10	10	1.7	U	
74-97-5	BROMOCHLOROMETHANE	1	1	1	0.21	U	
67-66-3	CHLOROFORM	1	1	1	0.17	U	
71-55-6	1,1,1-TRICHLOROETHANE	1	1	1	0.17	U	
594-20-7	2,2-DICHLOROPROPANE	1	1	1	0.17	U	
56-23-5	CARBON TETRACHLORIDE	1	1	1	0.17	U	
563-58-6	1,1-DICHLOROPROPENE	1	1	1	0.17	U	
107-06-2	1,2-DICHLOROETHANE	1	1	1	0.17	U	
71-43-2	BENZENE	1	1	1	0.17	U	

Data Package ID: *VL00809076-1*

GC/MS Volatiles

Method SW8260_25B

Sample Results

Lab Name: **Paragon Analytics**
Work Order Number: 0809076
Client Name: URS
ClientProject ID: Prather Phase 1 Investigation

Field ID:	Ned Prather Stock Pond DS
Lab ID:	0809076-11

Sample Matrix: WATER
% Moisture: N/A
Date Collected: 10-Sep-08
Date Extracted: 11-Sep-08
Date Analyzed: 11-Sep-08
Prep Method: SW5030 Rev C

Prep Batch: VL080911-3
QCBatchID: VL080911-3-2
Run ID: VL080911-3A
Cleanup: NONE
Basis: As Received
File Name: C12225

Sample Aliquot: 10 ml
Final Volume: 10 ml
Result Units: UG/L
Clean DF: 1

79-01-6	TRICHLOROETHENE	1	1	1	0.17	U	
78-87-5	1,2-DICHLOROPROPANE	1	1	1	0.17	U	
74-95-3	DIBROMOMETHANE	1	1	1	0.18	U	
75-27-4	BROMODICHLOROMETHANE	1	1	1	0.17	U	
10061-01-5	CIS-1,3-DICHLOROPROPENE	1	1	1	0.17	U	
108-10-1	4-METHYL-2-PENTANONE	1	10	10	1.7	U	
108-88-3	TOLUENE	1	1	1	0.17	U	
10061-02-6	TRANS-1,3-DICHLOROPROPENE	1	1	1	0.17	U	
79-00-5	1,1,2-TRICHLOROETHANE	1	1	1	0.2	U	
591-78-6	2-HEXANONE	1	10	10	3.3	U	
127-18-4	TETRACHLOROETHENE	1	1	1	0.17	U	
142-28-9	1,3-DICHLOROPROPANE	1	1	1	0.18	U	
124-48-1	DIBROMOCHLOROMETHANE	1	1	1	0.17	U	
106-93-4	1,2-DIBROMOETHANE	1	1	1	0.17	U	
544-10-5	1-CHLOROHEXANE	1	1	1	0.28	U	
108-90-7	CHLOROBENZENE	1	1	1	0.17	U	
630-20-6	1,1,1,2-TETRACHLOROETHANE	1	1	1	0.17	U	
100-41-4	ETHYLBENZENE	1	1	1	0.17	U	
136777-61-2	M+P-XYLENE	1	1	1	0.19	U	
95-47-6	O-XYLENE	1	1	1	0.17	U	
100-42-5	STYRENE	1	1	1	0.17	U	
75-25-2	BROMOFORM	1	1	1	0.17	U	
98-82-8	ISOPROPYLBENZENE	1	1	1	0.17	U	
96-18-4	1,2,3-TRICHLOROPROPANE	1	1	1	0.49	U	
79-34-5	1,1,2,2-TETRACHLOROETHANE	1	1	1	0.17	U	
108-86-1	BROMOBENZENE	1	1	1	0.17	U	
103-65-1	N-PROPYLBENZENE	1	1	1	0.17	U	
95-49-8	2-CHLOROTOLUENE	1	1	1	0.17	U	

Data Package ID: *VL00809076-1*

GC/MS Volatiles

Method SW8260_25B

Sample Results

Lab Name: **Paragon Analytics**
Work Order Number: 0809076
Client Name: URS
ClientProject ID: Prather Phase 1 Investigation

Field ID: Ned Prather Stock Pond DS
Lab ID: 0809076-11

Sample Matrix: WATER
% Moisture: N/A
Date Collected: 10-Sep-08
Date Extracted: 11-Sep-08
Date Analyzed: 11-Sep-08
Prep Method: SW5030 Rev C

Prep Batch: VL080911-3
QCBatchID: VL080911-3-2
Run ID: VL080911-3A
Cleanup: NONE
Basis: As Received
File Name: C12225

Sample Aliquot: 10 ml
Final Volume: 10 ml
Result Units: UG/L
Clean DF: 1

108-67-8	1,3,5-TRIMETHYLBENZENE	1	1	1	0.17	U	
106-43-4	4-CHLOROTOLUENE	1	1	1	0.17	U	
98-06-6	TERT-BUTYLBENZENE	1	1	1	0.18	U	
95-63-6	1,2,4-TRIMETHYLBENZENE	1	1	1	0.17	U	
135-98-8	SEC-BUTYLBENZENE	1	1	1	0.17	U	
541-73-1	1,3-DICHLOROBENZENE	1	1	1	0.17	U	
99-87-6	P-ISOPROPYLTOLUENE	1	1	1	0.17	U	
106-46-7	1,4-DICHLOROBENZENE	1	1	1	0.17	U	
104-51-8	N-BUTYLBENZENE	1	1	1	0.17	U	
95-50-1	1,2-DICHLOROBENZENE	1	1	1	0.17	U	
96-12-8	1,2-DIBROMO-3-CHLOROPROPANE	1	2	2	0.64	U	
120-82-1	1,2,4-TRICHLOROBENZENE	1	1	1	0.17	U	
87-68-3	HEXACHLOROBUTADIENE	1	1	1	0.18	U	
91-20-3	NAPHTHALENE	1	1	1	0.17	U	
87-61-6	1,2,3-TRICHLOROBENZENE	1	1	1	0.2	U	

Surrogate Recovery

CASNO	Surrogate Analyte	Result	Flag	Spike Amount	Percent Recovery	Control Limits
460-00-4	4-BROMOFLUOROBENZENE	27		25	108	78 - 129
1868-53-7	DIBROMOFLUOROMETHANE	25.2		25	101	80 - 124
2037-26-5	TOLUENE-D8	25.2		25	101	81 - 119

Data Package ID: *VL00809076-1*

GC/MS Volatiles

Method SW8260_25B

Sample Results

Lab Name: **Paragon Analytics**
Work Order Number: 0809076
Client Name: URS
ClientProject ID: Prather Phase 1 Investigation

Field ID:	Ned Prather Spring DS-440
Lab ID:	0809076-3

Sample Matrix: WATER
% Moisture: N/A
Date Collected: 10-Sep-08
Date Extracted: 11-Sep-08
Date Analyzed: 11-Sep-08
Prep Method: SW5030 Rev C

Prep Batch: VL080911-3
QCBatchID: VL080911-3-2
Run ID: VL080911-3A
Cleanup: NONE
Basis: As Received
File Name: C12226

Sample Aliquot: 10 ml
Final Volume: 10 ml
Result Units: UG/L
Clean DF: 1

CASNO	Target Analyte	Dilution Factor	Result	Reporting Limit	MDL	Result Qualifier	EPA Qualifier
75-71-8	DICHLORODIFLUOROMETHANE	1	1	1	0.17	U	
74-87-3	CHLOROMETHANE	1	1	1	0.17	U	
75-01-4	VINYL CHLORIDE	1	1	1	0.17	U	
74-83-9	BROMOMETHANE	1	1	1	0.25	U	
75-00-3	CHLOROETHANE	1	1	1	0.25	U	
75-69-4	TRICHLOROFLUOROMETHANE	1	1	1	0.17	U	
75-35-4	1,1-DICHLOROETHENE	1	1	1	0.17	U	
76-13-1	1,1,2-TRICHLORO-1,2,2-TRIFLUOROETH	1	1	1	0.17	U	
67-64-1	ACETONE	1	10	10	3.3	U	
74-88-4	IODOMETHANE	1	1	1	0.17	U	
75-15-0	CARBON DISULFIDE	1	1	1	0.17	U	
75-09-2	METHYLENE CHLORIDE	1	1	1	0.17	U	
156-60-5	TRANS-1,2-DICHLOROETHENE	1	1	1	0.17	U	
1634-04-4	METHYL TERTIARY BUTYL ETHER	1	1	1	0.24	U	
75-34-3	1,1-DICHLOROETHANE	1	1	1	0.17	U	
108-05-4	VINYL ACETATE	1	2	2	0.27	U	
156-59-2	CIS-1,2-DICHLOROETHENE	1	1	1	0.17	U	
78-93-3	2-BUTANONE	1	10	10	1.7	U	
74-97-5	BROMOCHLOROMETHANE	1	1	1	0.21	U	
67-66-3	CHLOROFORM	1	1	1	0.17	U	
71-55-6	1,1,1-TRICHLOROETHANE	1	1	1	0.17	U	
594-20-7	2,2-DICHLOROPROPANE	1	1	1	0.17	U	
56-23-5	CARBON TETRACHLORIDE	1	1	1	0.17	U	
563-58-6	1,1-DICHLOROPROPENE	1	1	1	0.17	U	
107-06-2	1,2-DICHLOROETHANE	1	1	1	0.17	U	
71-43-2	BENZENE	1	1	1	0.17	U	

Data Package ID: *VL00809076-1*

GC/MS Volatiles

Method SW8260_25B

Sample Results

Lab Name: **Paragon Analytics**
Work Order Number: 0809076
Client Name: URS
ClientProject ID: Prather Phase 1 Investigation

Field ID: Ned Prather Spring DS-440
Lab ID: 0809076-3

Sample Matrix: WATER
% Moisture: N/A
Date Collected: 10-Sep-08
Date Extracted: 11-Sep-08
Date Analyzed: 11-Sep-08
Prep Method: SW5030 Rev C

Prep Batch: VL080911-3
QCBatchID: VL080911-3-2
Run ID: VL080911-3A
Cleanup: NONE
Basis: As Received
File Name: C12226

Sample Aliquot: 10 ml
Final Volume: 10 ml
Result Units: UG/L
Clean DF: 1

79-01-6	TRICHLOROETHENE	1	1	1	0.17	U	
78-87-5	1,2-DICHLOROPROPANE	1	1	1	0.17	U	
74-95-3	DIBROMOMETHANE	1	1	1	0.18	U	
75-27-4	BROMODICHLOROMETHANE	1	1	1	0.17	U	
10061-01-5	CIS-1,3-DICHLOROPROPENE	1	1	1	0.17	U	
108-10-1	4-METHYL-2-PENTANONE	1	10	10	1.7	U	
108-88-3	TOLUENE	1	1	1	0.17	U	
10061-02-6	TRANS-1,3-DICHLOROPROPENE	1	1	1	0.17	U	
79-00-5	1,1,2-TRICHLOROETHANE	1	1	1	0.2	U	
591-78-6	2-HEXANONE	1	10	10	3.3	U	
127-18-4	TETRACHLOROETHENE	1	1	1	0.17	U	
142-28-9	1,3-DICHLOROPROPANE	1	1	1	0.18	U	
124-48-1	DIBROMOCHLOROMETHANE	1	1	1	0.17	U	
106-93-4	1,2-DIBROMOETHANE	1	1	1	0.17	U	
544-10-5	1-CHLOROHEXANE	1	1	1	0.28	U	
108-90-7	CHLOROBENZENE	1	1	1	0.17	U	
630-20-6	1,1,1,2-TETRACHLOROETHANE	1	1	1	0.17	U	
100-41-4	ETHYLBENZENE	1	1	1	0.17	U	
136777-61-2	M+P-XYLENE	1	1	1	0.19	U	
95-47-6	O-XYLENE	1	1	1	0.17	U	
100-42-5	STYRENE	1	1	1	0.17	U	
75-25-2	BROMOFORM	1	1	1	0.17	U	
98-82-8	ISOPROPYLBENZENE	1	1	1	0.17	U	
96-18-4	1,2,3-TRICHLOROPROPANE	1	1	1	0.49	U	
79-34-5	1,1,2,2-TETRACHLOROETHANE	1	1	1	0.17	U	
108-86-1	BROMOBENZENE	1	1	1	0.17	U	
103-65-1	N-PROPYLBENZENE	1	1	1	0.17	U	
95-49-8	2-CHLOROTOLUENE	1	1	1	0.17	U	

Data Package ID: *VL00809076-1*

GC/MS Volatiles

Method SW8260_25B

Sample Results

Lab Name: **Paragon Analytics**
Work Order Number: 0809076
Client Name: URS
ClientProject ID: Prather Phase 1 Investigation

Field ID:	Ned Prather Spring DS-440
Lab ID:	0809076-3

Sample Matrix: WATER
% Moisture: N/A
Date Collected: 10-Sep-08
Date Extracted: 11-Sep-08
Date Analyzed: 11-Sep-08
Prep Method: SW5030 Rev C

Prep Batch: VL080911-3
QCBatchID: VL080911-3-2
Run ID: VL080911-3A
Cleanup: NONE
Basis: As Received
File Name: C12226

Sample Aliquot: 10 ml
Final Volume: 10 ml
Result Units: UG/L
Clean DF: 1

108-67-8	1,3,5-TRIMETHYLBENZENE	1	1	1	0.17	U	
106-43-4	4-CHLOROTOLUENE	1	1	1	0.17	U	
98-06-6	TERT-BUTYLBENZENE	1	1	1	0.18	U	
95-63-6	1,2,4-TRIMETHYLBENZENE	1	1	1	0.17	U	
135-98-8	SEC-BUTYLBENZENE	1	1	1	0.17	U	
541-73-1	1,3-DICHLOROBENZENE	1	1	1	0.17	U	
99-87-6	P-ISOPROPYLTOLUENE	1	1	1	0.17	U	
106-46-7	1,4-DICHLOROBENZENE	1	1	1	0.17	U	
104-51-8	N-BUTYLBENZENE	1	1	1	0.17	U	
95-50-1	1,2-DICHLOROBENZENE	1	1	1	0.17	U	
96-12-8	1,2-DIBROMO-3-CHLOROPROPANE	1	2	2	0.64	U	
120-82-1	1,2,4-TRICHLOROBENZENE	1	1	1	0.17	U	
87-68-3	HEXACHLOROBUTADIENE	1	1	1	0.18	U	
91-20-3	NAPHTHALENE	1	1	1	0.17	U	
87-61-6	1,2,3-TRICHLOROBENZENE	1	1	1	0.2	U	

Surrogate Recovery

CASNO	Surrogate Analyte	Result	Flag	Spike Amount	Percent Recovery	Control Limits
460-00-4	4-BROMOFLUOROBENZENE	26.4		25	106	78 - 129
1868-53-7	DIBROMOFLUOROMETHANE	25.7		25	103	80 - 124
2037-26-5	TOLUENE-D8	25.5		25	102	81 - 119

Data Package ID: *VL00809076-1*

GC/MS Volatiles

Method SW8260_25B

Sample Results

Lab Name: **Paragon Analytics**
Work Order Number: 0809076
Client Name: URS
ClientProject ID: Prather Phase 1 Investigation

Field ID:	Ned Prather Spring Cabin
Lab ID:	0809076-4

Sample Matrix: WATER
% Moisture: N/A
Date Collected: 10-Sep-08
Date Extracted: 11-Sep-08
Date Analyzed: 11-Sep-08
Prep Method: SW5030 Rev C

Prep Batch: VL080911-3
QCBatchID: VL080911-3-2
Run ID: VL080911-3A
Cleanup: NONE
Basis: As Received
File Name: C12227

Sample Aliquot: 10 ml
Final Volume: 10 ml
Result Units: UG/L
Clean DF: 1

CASNO	Target Analyte	Dilution Factor	Result	Reporting Limit	MDL	Result Qualifier	EPA Qualifier
75-71-8	DICHLORODIFLUOROMETHANE	1	1	1	0.17	U	
74-87-3	CHLOROMETHANE	1	1	1	0.17	U	
75-01-4	VINYL CHLORIDE	1	1	1	0.17	U	
74-83-9	BROMOMETHANE	1	1	1	0.25	U	
75-00-3	CHLOROETHANE	1	1	1	0.25	U	
75-69-4	TRICHLOROFLUOROMETHANE	1	1	1	0.17	U	
75-35-4	1,1-DICHLOROETHENE	1	1	1	0.17	U	
76-13-1	1,1,2-TRICHLORO-1,2,2-TRIFLUOROETH	1	1	1	0.17	U	
67-64-1	ACETONE	1	10	10	3.3	U	
74-88-4	IODOMETHANE	1	1	1	0.17	U	
75-15-0	CARBON DISULFIDE	1	1	1	0.17	U	
75-09-2	METHYLENE CHLORIDE	1	0.17	1	0.17	B,J	
156-60-5	TRANS-1,2-DICHLOROETHENE	1	1	1	0.17	U	
1634-04-4	METHYL TERTIARY BUTYL ETHER	1	1	1	0.24	U	
75-34-3	1,1-DICHLOROETHANE	1	1	1	0.17	U	
108-05-4	VINYL ACETATE	1	2	2	0.27	U	
156-59-2	CIS-1,2-DICHLOROETHENE	1	1	1	0.17	U	
78-93-3	2-BUTANONE	1	10	10	1.7	U	
74-97-5	BROMOCHLOROMETHANE	1	1	1	0.21	U	
67-66-3	CHLOROFORM	1	27	1	0.17		
71-55-6	1,1,1-TRICHLOROETHANE	1	1	1	0.17	U	
594-20-7	2,2-DICHLOROPROPANE	1	1	1	0.17	U	
56-23-5	CARBON TETRACHLORIDE	1	1	1	0.17	U	
563-58-6	1,1-DICHLOROPROPENE	1	1	1	0.17	U	
107-06-2	1,2-DICHLOROETHANE	1	1	1	0.17	U	
71-43-2	BENZENE	1	1	1	0.17	U	

Data Package ID: *VL00809076-1*

GC/MS Volatiles

Method SW8260_25B

Sample Results

Lab Name: **Paragon Analytics**
Work Order Number: 0809076
Client Name: URS
ClientProject ID: Prather Phase 1 Investigation

Field ID: Ned Prather Spring Cabin
Lab ID: 0809076-4

Sample Matrix: WATER
% Moisture: N/A
Date Collected: 10-Sep-08
Date Extracted: 11-Sep-08
Date Analyzed: 11-Sep-08
Prep Method: SW5030 Rev C

Prep Batch: VL080911-3
QCBatchID: VL080911-3-2
Run ID: VL080911-3A
Cleanup: NONE
Basis: As Received
File Name: C12227

Sample Aliquot: 10 ml
Final Volume: 10 ml
Result Units: UG/L
Clean DF: 1

79-01-6	TRICHLOROETHENE	1	1	1	0.17	U	
78-87-5	1,2-DICHLOROPROPANE	1	1	1	0.17	U	
74-95-3	DIBROMOMETHANE	1	1	1	0.18	U	
75-27-4	BROMODICHLOROMETHANE	1	14	1	0.17		
10061-01-5	CIS-1,3-DICHLOROPROPENE	1	1	1	0.17	U	
108-10-1	4-METHYL-2-PENTANONE	1	10	10	1.7	U	
108-88-3	TOLUENE	1	1	1	0.17	U	
10061-02-6	TRANS-1,3-DICHLOROPROPENE	1	1	1	0.17	U	
79-00-5	1,1,2-TRICHLOROETHANE	1	1	1	0.2	U	
591-78-6	2-HEXANONE	1	10	10	3.3	U	
127-18-4	TETRACHLOROETHENE	1	1	1	0.17	U	
142-28-9	1,3-DICHLOROPROPANE	1	1	1	0.18	U	
124-48-1	DIBROMOCHLOROMETHANE	1	6.6	1	0.17		
106-93-4	1,2-DIBROMOETHANE	1	1	1	0.17	U	
544-10-5	1-CHLOROHEXANE	1	1	1	0.28	U	
108-90-7	CHLOROBENZENE	1	1	1	0.17	U	
630-20-6	1,1,1,2-TETRACHLOROETHANE	1	1	1	0.17	U	
100-41-4	ETHYLBENZENE	1	1	1	0.17	U	
136777-61-2	M+P-XYLENE	1	1	1	0.19	U	
95-47-6	O-XYLENE	1	1	1	0.17	U	
100-42-5	STYRENE	1	1	1	0.17	U	
75-25-2	BROMOFORM	1	0.91	1	0.17	J	
98-82-8	ISOPROPYLBENZENE	1	1	1	0.17	U	
96-18-4	1,2,3-TRICHLOROPROPANE	1	1	1	0.49	U	
79-34-5	1,1,2,2-TETRACHLOROETHANE	1	1	1	0.17	U	
108-86-1	BROMOBENZENE	1	1	1	0.17	U	
103-65-1	N-PROPYLBENZENE	1	1	1	0.17	U	
95-49-8	2-CHLOROTOLUENE	1	1	1	0.17	U	

Data Package ID: *VL00809076-1*

GC/MS Volatiles

Method SW8260_25B

Sample Results

Lab Name: **Paragon Analytics**
Work Order Number: 0809076
Client Name: URS
ClientProject ID: Prather Phase 1 Investigation

Field ID: Ned Prather Spring Cabin
Lab ID: 0809076-4

Sample Matrix: WATER
% Moisture: N/A
Date Collected: 10-Sep-08
Date Extracted: 11-Sep-08
Date Analyzed: 11-Sep-08
Prep Method: SW5030 Rev C

Prep Batch: VL080911-3
QCBatchID: VL080911-3-2
Run ID: VL080911-3A
Cleanup: NONE
Basis: As Received
File Name: C12227

Sample Aliquot: 10 ml
Final Volume: 10 ml
Result Units: UG/L
Clean DF: 1

108-67-8	1,3,5-TRIMETHYLBENZENE	1	1	1	0.17	U	
106-43-4	4-CHLOROTOLUENE	1	1	1	0.17	U	
98-06-6	TERT-BUTYLBENZENE	1	1	1	0.18	U	
95-63-6	1,2,4-TRIMETHYLBENZENE	1	1	1	0.17	U	
135-98-8	SEC-BUTYLBENZENE	1	1	1	0.17	U	
541-73-1	1,3-DICHLOROBENZENE	1	1	1	0.17	U	
99-87-6	P-ISOPROPYLTOLUENE	1	1	1	0.17	U	
106-46-7	1,4-DICHLOROBENZENE	1	1	1	0.17	U	
104-51-8	N-BUTYLBENZENE	1	1	1	0.17	U	
95-50-1	1,2-DICHLOROBENZENE	1	1	1	0.17	U	
96-12-8	1,2-DIBROMO-3-CHLOROPROPANE	1	2	2	0.64	U	
120-82-1	1,2,4-TRICHLOROBENZENE	1	1	1	0.17	U	
87-68-3	HEXACHLOROBUTADIENE	1	1	1	0.18	U	
91-20-3	NAPHTHALENE	1	1	1	0.17	U	
87-61-6	1,2,3-TRICHLOROBENZENE	1	1	1	0.2	U	

Surrogate Recovery

CASNO	Surrogate Analyte	Result	Flag	Spike Amount	Percent Recovery	Control Limits
460-00-4	4-BROMOFLUOROBENZENE	27		25	108	78 - 129
1868-53-7	DIBROMOFLUOROMETHANE	26.9		25	108	80 - 124
2037-26-5	TOLUENE-D8	25.4		25	102	81 - 119

Data Package ID: *VL00809076-1*

GC/MS Volatiles

Method SW8260_25B

Sample Results

Lab Name: **Paragon Analytics**
Work Order Number: 0809076
Client Name: URS
ClientProject ID: Prather Phase 1 Investigation

Field ID:	Spring 2
Lab ID:	0809076-5

Sample Matrix: WATER
% Moisture: N/A
Date Collected: 10-Sep-08
Date Extracted: 11-Sep-08
Date Analyzed: 11-Sep-08
Prep Method: SW5030 Rev C

Prep Batch: VL080911-3
QCBatchID: VL080911-3-2
Run ID: VL080911-3A
Cleanup: NONE
Basis: As Received
File Name: C12228

Sample Aliquot: 10 ml
Final Volume: 10 ml
Result Units: UG/L
Clean DF: 1

CASNO	Target Analyte	Dilution Factor	Result	Reporting Limit	MDL	Result Qualifier	EPA Qualifier
75-71-8	DICHLORODIFLUOROMETHANE	1	1	1	0.17	U	
74-87-3	CHLOROMETHANE	1	1	1	0.17	U	
75-01-4	VINYL CHLORIDE	1	1	1	0.17	U	
74-83-9	BROMOMETHANE	1	1	1	0.25	U	
75-00-3	CHLOROETHANE	1	1	1	0.25	U	
75-69-4	TRICHLOROFLUOROMETHANE	1	1	1	0.17	U	
75-35-4	1,1-DICHLOROETHENE	1	1	1	0.17	U	
76-13-1	1,1,2-TRICHLORO-1,2,2-TRIFLUOROETH	1	1	1	0.17	U	
67-64-1	ACETONE	1	10	10	3.3	U	
74-88-4	IODOMETHANE	1	1	1	0.17	U	
75-15-0	CARBON DISULFIDE	1	1	1	0.17	U	
75-09-2	METHYLENE CHLORIDE	1	1	1	0.17	U	
156-60-5	TRANS-1,2-DICHLOROETHENE	1	1	1	0.17	U	
1634-04-4	METHYL TERTIARY BUTYL ETHER	1	1	1	0.24	U	
75-34-3	1,1-DICHLOROETHANE	1	1	1	0.17	U	
108-05-4	VINYL ACETATE	1	2	2	0.27	U	
156-59-2	CIS-1,2-DICHLOROETHENE	1	1	1	0.17	U	
78-93-3	2-BUTANONE	1	10	10	1.7	U	
74-97-5	BROMOCHLOROMETHANE	1	1	1	0.21	U	
67-66-3	CHLOROFORM	1	1	1	0.17	U	
71-55-6	1,1,1-TRICHLOROETHANE	1	1	1	0.17	U	
594-20-7	2,2-DICHLOROPROPANE	1	1	1	0.17	U	
56-23-5	CARBON TETRACHLORIDE	1	1	1	0.17	U	
563-58-6	1,1-DICHLOROPROPENE	1	1	1	0.17	U	
107-06-2	1,2-DICHLOROETHANE	1	1	1	0.17	U	
71-43-2	BENZENE	1	62	1	0.17	E	

Data Package ID: *VL00809076-1*

GC/MS Volatiles

Method SW8260_25B

Sample Results

Lab Name: **Paragon Analytics**
Work Order Number: 0809076
Client Name: URS
ClientProject ID: Prather Phase 1 Investigation

Field ID:	Spring 2
Lab ID:	0809076-5

Sample Matrix: WATER
% Moisture: N/A
Date Collected: 10-Sep-08
Date Extracted: 11-Sep-08
Date Analyzed: 11-Sep-08
Prep Method: SW5030 Rev C

Prep Batch: VL080911-3
QCBatchID: VL080911-3-2
Run ID: VL080911-3A
Cleanup: NONE
Basis: As Received
File Name: C12228

Sample Aliquot: 10 ml
Final Volume: 10 ml
Result Units: UG/L
Clean DF: 1

79-01-6	TRICHLOROETHENE	1	1	1	0.17	U	
78-87-5	1,2-DICHLOROPROPANE	1	1	1	0.17	U	
74-95-3	DIBROMOMETHANE	1	1	1	0.18	U	
75-27-4	BROMODICHLOROMETHANE	1	1	1	0.17	U	
10061-01-5	CIS-1,3-DICHLOROPROPENE	1	1	1	0.17	U	
108-10-1	4-METHYL-2-PENTANONE	1	10	10	1.7	U	
108-88-3	TOLUENE	1	1	1	0.17	U	
10061-02-6	TRANS-1,3-DICHLOROPROPENE	1	1	1	0.17	U	
79-00-5	1,1,2-TRICHLOROETHANE	1	1	1	0.2	U	
591-78-6	2-HEXANONE	1	10	10	3.3	U	
127-18-4	TETRACHLOROETHENE	1	1	1	0.17	U	
142-28-9	1,3-DICHLOROPROPANE	1	1	1	0.18	U	
124-48-1	DIBROMOCHLOROMETHANE	1	1	1	0.17	U	
106-93-4	1,2-DIBROMOETHANE	1	1	1	0.17	U	
544-10-5	1-CHLOROHEXANE	1	1	1	0.28	U	
108-90-7	CHLOROBENZENE	1	1	1	0.17	U	
630-20-6	1,1,1,2-TETRACHLOROETHANE	1	1	1	0.17	U	
100-41-4	ETHYLBENZENE	1	3.5	1	0.17		
136777-61-2	M+P-XYLENE	1	44	1	0.19		
95-47-6	O-XYLENE	1	1	1	0.17	U	
100-42-5	STYRENE	1	1	1	0.17	U	
75-25-2	BROMOFORM	1	1	1	0.17	U	
98-82-8	ISOPROPYLBENZENE	1	0.73	1	0.17	J	
96-18-4	1,2,3-TRICHLOROPROPANE	1	1	1	0.49	U	
79-34-5	1,1,2,2-TETRACHLOROETHANE	1	1	1	0.17	U	
108-86-1	BROMOBENZENE	1	1	1	0.17	U	
103-65-1	N-PROPYLBENZENE	1	0.42	1	0.17	J	
95-49-8	2-CHLOROTOLUENE	1	1	1	0.17	U	

Data Package ID: *VL00809076-1*

GC/MS Volatiles

Method SW8260_25B

Sample Results

Lab Name: **Paragon Analytics**
Work Order Number: 0809076
Client Name: URS
ClientProject ID: Prather Phase 1 Investigation

Field ID:	Spring 2
Lab ID:	0809076-5

Sample Matrix: WATER
% Moisture: N/A
Date Collected: 10-Sep-08
Date Extracted: 11-Sep-08
Date Analyzed: 11-Sep-08
Prep Method: SW5030 Rev C

Prep Batch: VL080911-3
QCBatchID: VL080911-3-2
Run ID: VL080911-3A
Cleanup: NONE
Basis: As Received
File Name: C12228

Sample Aliquot: 10 ml
Final Volume: 10 ml
Result Units: UG/L
Clean DF: 1

108-67-8	1,3,5-TRIMETHYLBENZENE	1	8.6	1	0.17		
106-43-4	4-CHLOROTOLUENE	1	1	1	0.17	U	
98-06-6	TERT-BUTYLBENZENE	1	1	1	0.18	U	
95-63-6	1,2,4-TRIMETHYLBENZENE	1	7.7	1	0.17		
135-98-8	SEC-BUTYLBENZENE	1	1	1	0.17	U	
541-73-1	1,3-DICHLOROBENZENE	1	1	1	0.17	U	
99-87-6	P-ISOPROPYLTOLUENE	1	0.22	1	0.17	J	
106-46-7	1,4-DICHLOROBENZENE	1	1	1	0.17	U	
104-51-8	N-BUTYLBENZENE	1	1	1	0.17	U	
95-50-1	1,2-DICHLOROBENZENE	1	1	1	0.17	U	
96-12-8	1,2-DIBROMO-3-CHLOROPROPANE	1	2	2	0.64	U	
120-82-1	1,2,4-TRICHLOROBENZENE	1	1	1	0.17	U	
87-68-3	HEXACHLOROBUTADIENE	1	1	1	0.18	U	
91-20-3	NAPHTHALENE	1	0.33	1	0.17	J	
87-61-6	1,2,3-TRICHLOROBENZENE	1	1	1	0.2	U	

Surrogate Recovery

CASNO	Surrogate Analyte	Result	Flag	Spike Amount	Percent Recovery	Control Limits
460-00-4	4-BROMOFLUOROBENZENE	26.4		25	106	78 - 129
1868-53-7	DIBROMOFLUOROMETHANE	25.4		25	102	80 - 124
2037-26-5	TOLUENE-D8	25.6		25	102	81 - 119

Data Package ID: *VL00809076-1*

GC/MS Volatiles

Method SW8260_25B

Sample Results

Lab Name: **Paragon Analytics**
Work Order Number: 0809076
Client Name: URS
ClientProject ID: Prather Phase 1 Investigation

Field ID:	Spring 2 DS-100
Lab ID:	0809076-6

Sample Matrix: WATER
% Moisture: N/A
Date Collected: 10-Sep-08
Date Extracted: 11-Sep-08
Date Analyzed: 11-Sep-08
Prep Method: SW5030 Rev C

Prep Batch: VL080911-3
QCBatchID: VL080911-3-2
Run ID: VL080911-3A
Cleanup: NONE
Basis: As Received
File Name: C12229

Sample Aliquot: 10 ml
Final Volume: 10 ml
Result Units: UG/L
Clean DF: 1

CASNO	Target Analyte	Dilution Factor	Result	Reporting Limit	MDL	Result Qualifier	EPA Qualifier
75-71-8	DICHLORODIFLUOROMETHANE	1	1	1	0.17	U	
74-87-3	CHLOROMETHANE	1	1	1	0.17	U	
75-01-4	VINYL CHLORIDE	1	1	1	0.17	U	
74-83-9	BROMOMETHANE	1	1	1	0.25	U	
75-00-3	CHLOROETHANE	1	1	1	0.25	U	
75-69-4	TRICHLOROFLUOROMETHANE	1	1	1	0.17	U	
75-35-4	1,1-DICHLOROETHENE	1	1	1	0.17	U	
76-13-1	1,1,2-TRICHLORO-1,2,2-TRIFLUOROETH	1	1	1	0.17	U	
67-64-1	ACETONE	1	10	10	3.3	U	
74-88-4	IODOMETHANE	1	1	1	0.17	U	
75-15-0	CARBON DISULFIDE	1	1	1	0.17	U	
75-09-2	METHYLENE CHLORIDE	1	0.22	1	0.17	B,J	
156-60-5	TRANS-1,2-DICHLOROETHENE	1	1	1	0.17	U	
1634-04-4	METHYL TERTIARY BUTYL ETHER	1	1	1	0.24	U	
75-34-3	1,1-DICHLOROETHANE	1	1	1	0.17	U	
108-05-4	VINYL ACETATE	1	2	2	0.27	U	
156-59-2	CIS-1,2-DICHLOROETHENE	1	1	1	0.17	U	
78-93-3	2-BUTANONE	1	10	10	1.7	U	
74-97-5	BROMOCHLOROMETHANE	1	1	1	0.21	U	
67-66-3	CHLOROFORM	1	1	1	0.17	U	
71-55-6	1,1,1-TRICHLOROETHANE	1	1	1	0.17	U	
594-20-7	2,2-DICHLOROPROPANE	1	1	1	0.17	U	
56-23-5	CARBON TETRACHLORIDE	1	1	1	0.17	U	
563-58-6	1,1-DICHLOROPROPENE	1	1	1	0.17	U	
107-06-2	1,2-DICHLOROETHANE	1	1	1	0.17	U	
71-43-2	BENZENE	1	1	1	0.17	U	

Data Package ID: *VL00809076-1*

GC/MS Volatiles

Method SW8260_25B

Sample Results

Lab Name: **Paragon Analytics**
Work Order Number: 0809076
Client Name: URS
ClientProject ID: Prather Phase 1 Investigation

Field ID: Spring 2 DS-100
Lab ID: 0809076-6

Sample Matrix: WATER
% Moisture: N/A
Date Collected: 10-Sep-08
Date Extracted: 11-Sep-08
Date Analyzed: 11-Sep-08
Prep Method: SW5030 Rev C

Prep Batch: VL080911-3
QCBatchID: VL080911-3-2
Run ID: VL080911-3A
Cleanup: NONE
Basis: As Received
File Name: C12229

Sample Aliquot: 10 ml
Final Volume: 10 ml
Result Units: UG/L
Clean DF: 1

79-01-6	TRICHLOROETHENE	1	1	1	0.17	U	
78-87-5	1,2-DICHLOROPROPANE	1	1	1	0.17	U	
74-95-3	DIBROMOMETHANE	1	1	1	0.18	U	
75-27-4	BROMODICHLOROMETHANE	1	1	1	0.17	U	
10061-01-5	CIS-1,3-DICHLOROPROPENE	1	1	1	0.17	U	
108-10-1	4-METHYL-2-PENTANONE	1	10	10	1.7	U	
108-88-3	TOLUENE	1	1	1	0.17	U	
10061-02-6	TRANS-1,3-DICHLOROPROPENE	1	1	1	0.17	U	
79-00-5	1,1,2-TRICHLOROETHANE	1	1	1	0.2	U	
591-78-6	2-HEXANONE	1	10	10	3.3	U	
127-18-4	TETRACHLOROETHENE	1	1	1	0.17	U	
142-28-9	1,3-DICHLOROPROPANE	1	1	1	0.18	U	
124-48-1	DIBROMOCHLOROMETHANE	1	1	1	0.17	U	
106-93-4	1,2-DIBROMOETHANE	1	1	1	0.17	U	
544-10-5	1-CHLOROHEXANE	1	1	1	0.28	U	
108-90-7	CHLOROBENZENE	1	1	1	0.17	U	
630-20-6	1,1,1,2-TETRACHLOROETHANE	1	1	1	0.17	U	
100-41-4	ETHYLBENZENE	1	1	1	0.17	U	
136777-61-2	M+P-XYLENE	1	1	1	0.19	U	
95-47-6	O-XYLENE	1	1	1	0.17	U	
100-42-5	STYRENE	1	1	1	0.17	U	
75-25-2	BROMOFORM	1	1	1	0.17	U	
98-82-8	ISOPROPYLBENZENE	1	1	1	0.17	U	
96-18-4	1,2,3-TRICHLOROPROPANE	1	1	1	0.49	U	
79-34-5	1,1,2,2-TETRACHLOROETHANE	1	1	1	0.17	U	
108-86-1	BROMOBENZENE	1	1	1	0.17	U	
103-65-1	N-PROPYLBENZENE	1	1	1	0.17	U	
95-49-8	2-CHLOROTOLUENE	1	1	1	0.17	U	

Data Package ID: *VL00809076-1*

GC/MS Volatiles

Method SW8260_25B

Sample Results

Lab Name: **Paragon Analytics**
Work Order Number: 0809076
Client Name: URS
ClientProject ID: Prather Phase 1 Investigation

Field ID:	Spring 2 DS-100
Lab ID:	0809076-6

Sample Matrix: WATER
% Moisture: N/A
Date Collected: 10-Sep-08
Date Extracted: 11-Sep-08
Date Analyzed: 11-Sep-08
Prep Method: SW5030 Rev C

Prep Batch: VL080911-3
QCBatchID: VL080911-3-2
Run ID: VL080911-3A
Cleanup: NONE
Basis: As Received
File Name: C12229

Sample Aliquot: 10 ml
Final Volume: 10 ml
Result Units: UG/L
Clean DF: 1

108-67-8	1,3,5-TRIMETHYLBENZENE	1	1	1	0.17	U	
106-43-4	4-CHLOROTOLUENE	1	1	1	0.17	U	
98-06-6	TERT-BUTYLBENZENE	1	1	1	0.18	U	
95-63-6	1,2,4-TRIMETHYLBENZENE	1	1	1	0.17	U	
135-98-8	SEC-BUTYLBENZENE	1	1	1	0.17	U	
541-73-1	1,3-DICHLOROBENZENE	1	1	1	0.17	U	
99-87-6	P-ISOPROPYLTOLUENE	1	1	1	0.17	U	
106-46-7	1,4-DICHLOROBENZENE	1	1	1	0.17	U	
104-51-8	N-BUTYLBENZENE	1	1	1	0.17	U	
95-50-1	1,2-DICHLOROBENZENE	1	1	1	0.17	U	
96-12-8	1,2-DIBROMO-3-CHLOROPROPANE	1	2	2	0.64	U	
120-82-1	1,2,4-TRICHLOROBENZENE	1	1	1	0.17	U	
87-68-3	HEXACHLOROBUTADIENE	1	1	1	0.18	U	
91-20-3	NAPHTHALENE	1	1	1	0.17	U	
87-61-6	1,2,3-TRICHLOROBENZENE	1	1	1	0.2	U	

Surrogate Recovery

CASNO	Surrogate Analyte	Result	Flag	Spike Amount	Percent Recovery	Control Limits
460-00-4	4-BROMOFLUOROBENZENE	27.1		25	108	78 - 129
1868-53-7	DIBROMOFLUOROMETHANE	27.7		25	111	80 - 124
2037-26-5	TOLUENE-D8	22.9		25	92	81 - 119

Data Package ID: *VL00809076-1*

GC/MS Volatiles

Method SW8260_25B

Sample Results

Lab Name: **Paragon Analytics**
Work Order Number: 0809076
Client Name: URS
ClientProject ID: Prather Phase 1 Investigation

Field ID:	Ned Prather Stock Pond
Lab ID:	0809076-7

Sample Matrix: WATER
% Moisture: N/A
Date Collected: 10-Sep-08
Date Extracted: 11-Sep-08
Date Analyzed: 11-Sep-08
Prep Method: SW5030 Rev C

Prep Batch: VL080911-3
QCBatchID: VL080911-3-2
Run ID: VL080911-3A
Cleanup: NONE
Basis: As Received
File Name: C12230

Sample Aliquot: 10 ml
Final Volume: 10 ml
Result Units: UG/L
Clean DF: 1

CASNO	Target Analyte	Dilution Factor	Result	Reporting Limit	MDL	Result Qualifier	EPA Qualifier
75-71-8	DICHLORODIFLUOROMETHANE	1	1	1	0.17	U	
74-87-3	CHLOROMETHANE	1	1	1	0.17	U	
75-01-4	VINYL CHLORIDE	1	1	1	0.17	U	
74-83-9	BROMOMETHANE	1	1	1	0.25	U	
75-00-3	CHLOROETHANE	1	1	1	0.25	U	
75-69-4	TRICHLOROFLUOROMETHANE	1	1	1	0.17	U	
75-35-4	1,1-DICHLOROETHENE	1	1	1	0.17	U	
76-13-1	1,1,2-TRICHLORO-1,2,2-TRIFLUOROETH	1	1	1	0.17	U	
67-64-1	ACETONE	1	10	10	3.3	U	
74-88-4	IODOMETHANE	1	1	1	0.17	U	
75-15-0	CARBON DISULFIDE	1	1	1	0.17	U	
75-09-2	METHYLENE CHLORIDE	1	1	1	0.17	U	
156-60-5	TRANS-1,2-DICHLOROETHENE	1	1	1	0.17	U	
1634-04-4	METHYL TERTIARY BUTYL ETHER	1	1	1	0.24	U	
75-34-3	1,1-DICHLOROETHANE	1	1	1	0.17	U	
108-05-4	VINYL ACETATE	1	2	2	0.27	U	
156-59-2	CIS-1,2-DICHLOROETHENE	1	1	1	0.17	U	
78-93-3	2-BUTANONE	1	10	10	1.7	U	
74-97-5	BROMOCHLOROMETHANE	1	1	1	0.21	U	
67-66-3	CHLOROFORM	1	1	1	0.17	U	
71-55-6	1,1,1-TRICHLOROETHANE	1	1	1	0.17	U	
594-20-7	2,2-DICHLOROPROPANE	1	1	1	0.17	U	
56-23-5	CARBON TETRACHLORIDE	1	1	1	0.17	U	
563-58-6	1,1-DICHLOROPROPENE	1	1	1	0.17	U	
107-06-2	1,2-DICHLOROETHANE	1	1	1	0.17	U	
71-43-2	BENZENE	1	1	1	0.17	U	

Data Package ID: *VL00809076-1*

GC/MS Volatiles

Method SW8260_25B

Sample Results

Lab Name: **Paragon Analytics**
Work Order Number: 0809076
Client Name: URS
ClientProject ID: Prather Phase 1 Investigation

Field ID: Ned Prather Stock Pond
Lab ID: 0809076-7

Sample Matrix: WATER
% Moisture: N/A
Date Collected: 10-Sep-08
Date Extracted: 11-Sep-08
Date Analyzed: 11-Sep-08
Prep Method: SW5030 Rev C

Prep Batch: VL080911-3
QCBatchID: VL080911-3-2
Run ID: VL080911-3A
Cleanup: NONE
Basis: As Received
File Name: C12230

Sample Aliquot: 10 ml
Final Volume: 10 ml
Result Units: UG/L
Clean DF: 1

79-01-6	TRICHLOROETHENE	1	1	1	0.17	U	
78-87-5	1,2-DICHLOROPROPANE	1	1	1	0.17	U	
74-95-3	DIBROMOMETHANE	1	1	1	0.18	U	
75-27-4	BROMODICHLOROMETHANE	1	1	1	0.17	U	
10061-01-5	CIS-1,3-DICHLOROPROPENE	1	1	1	0.17	U	
108-10-1	4-METHYL-2-PENTANONE	1	10	10	1.7	U	
108-88-3	TOLUENE	1	1	1	0.17	U	
10061-02-6	TRANS-1,3-DICHLOROPROPENE	1	1	1	0.17	U	
79-00-5	1,1,2-TRICHLOROETHANE	1	1	1	0.2	U	
591-78-6	2-HEXANONE	1	10	10	3.3	U	
127-18-4	TETRACHLOROETHENE	1	1	1	0.17	U	
142-28-9	1,3-DICHLOROPROPANE	1	1	1	0.18	U	
124-48-1	DIBROMOCHLOROMETHANE	1	1	1	0.17	U	
106-93-4	1,2-DIBROMOETHANE	1	1	1	0.17	U	
544-10-5	1-CHLOROHEXANE	1	1	1	0.28	U	
108-90-7	CHLOROBENZENE	1	1	1	0.17	U	
630-20-6	1,1,1,2-TETRACHLOROETHANE	1	1	1	0.17	U	
100-41-4	ETHYLBENZENE	1	1	1	0.17	U	
136777-61-2	M+P-XYLENE	1	1	1	0.19	U	
95-47-6	O-XYLENE	1	1	1	0.17	U	
100-42-5	STYRENE	1	1	1	0.17	U	
75-25-2	BROMOFORM	1	1	1	0.17	U	
98-82-8	ISOPROPYLBENZENE	1	1	1	0.17	U	
96-18-4	1,2,3-TRICHLOROPROPANE	1	1	1	0.49	U	
79-34-5	1,1,2,2-TETRACHLOROETHANE	1	1	1	0.17	U	
108-86-1	BROMOBENZENE	1	1	1	0.17	U	
103-65-1	N-PROPYLBENZENE	1	1	1	0.17	U	
95-49-8	2-CHLOROTOLUENE	1	1	1	0.17	U	

Data Package ID: *VL00809076-1*

GC/MS Volatiles

Method SW8260_25B

Sample Results

Lab Name: **Paragon Analytics**
Work Order Number: 0809076
Client Name: URS
ClientProject ID: Prather Phase 1 Investigation

Field ID: Ned Prather Stock Pond
Lab ID: 0809076-7

Sample Matrix: WATER
% Moisture: N/A
Date Collected: 10-Sep-08
Date Extracted: 11-Sep-08
Date Analyzed: 11-Sep-08
Prep Method: SW5030 Rev C

Prep Batch: VL080911-3
QCBatchID: VL080911-3-2
Run ID: VL080911-3A
Cleanup: NONE
Basis: As Received
File Name: C12230

Sample Aliquot: 10 ml
Final Volume: 10 ml
Result Units: UG/L
Clean DF: 1

108-67-8	1,3,5-TRIMETHYLBENZENE	1	1	1	0.17	U	
106-43-4	4-CHLOROTOLUENE	1	1	1	0.17	U	
98-06-6	TERT-BUTYLBENZENE	1	1	1	0.18	U	
95-63-6	1,2,4-TRIMETHYLBENZENE	1	1	1	0.17	U	
135-98-8	SEC-BUTYLBENZENE	1	1	1	0.17	U	
541-73-1	1,3-DICHLOROBENZENE	1	1	1	0.17	U	
99-87-6	P-ISOPROPYLTOLUENE	1	1	1	0.17	U	
106-46-7	1,4-DICHLOROBENZENE	1	1	1	0.17	U	
104-51-8	N-BUTYLBENZENE	1	1	1	0.17	U	
95-50-1	1,2-DICHLOROBENZENE	1	1	1	0.17	U	
96-12-8	1,2-DIBROMO-3-CHLOROPROPANE	1	2	2	0.64	U	
120-82-1	1,2,4-TRICHLOROBENZENE	1	1	1	0.17	U	
87-68-3	HEXACHLOROBUTADIENE	1	1	1	0.18	U	
91-20-3	NAPHTHALENE	1	1	1	0.17	U	
87-61-6	1,2,3-TRICHLOROBENZENE	1	1	1	0.2	U	

Surrogate Recovery

CASNO	Surrogate Analyte	Result	Flag	Spike Amount	Percent Recovery	Control Limits
460-00-4	4-BROMOFLUOROBENZENE	25.1		25	100	78 - 129
1868-53-7	DIBROMOFLUOROMETHANE	24.6		25	98	80 - 124
2037-26-5	TOLUENE-D8	25.9		25	104	81 - 119

Data Package ID: *VL00809076-1*

GC/MS Volatiles

Method SW8260_25B

Sample Results

Lab Name: **Paragon Analytics**
Work Order Number: 0809076
Client Name: URS
ClientProject ID: Prather Phase 1 Investigation

Field ID:	Donna Stock Pond
Lab ID:	0809076-8

Sample Matrix: WATER
% Moisture: N/A
Date Collected: 10-Sep-08
Date Extracted: 11-Sep-08
Date Analyzed: 11-Sep-08
Prep Method: SW5030 Rev C

Prep Batch: VL080911-3
QCBatchID: VL080911-3-2
Run ID: VL080911-3A
Cleanup: NONE
Basis: As Received
File Name: C12231

Sample Aliquot: 10 ml
Final Volume: 10 ml
Result Units: UG/L
Clean DF: 1

CASNO	Target Analyte	Dilution Factor	Result	Reporting Limit	MDL	Result Qualifier	EPA Qualifier
75-71-8	DICHLORODIFLUOROMETHANE	1	1	1	0.17	U	
74-87-3	CHLOROMETHANE	1	1	1	0.17	U	
75-01-4	VINYL CHLORIDE	1	1	1	0.17	U	
74-83-9	BROMOMETHANE	1	1	1	0.25	U	
75-00-3	CHLOROETHANE	1	1	1	0.25	U	
75-69-4	TRICHLOROFLUOROMETHANE	1	1	1	0.17	U	
75-35-4	1,1-DICHLOROETHENE	1	1	1	0.17	U	
76-13-1	1,1,2-TRICHLORO-1,2,2-TRIFLUOROETH	1	1	1	0.17	U	
67-64-1	ACETONE	1	10	10	3.3	U	
74-88-4	IODOMETHANE	1	1	1	0.17	U	
75-15-0	CARBON DISULFIDE	1	1	1	0.17	U	
75-09-2	METHYLENE CHLORIDE	1	0.28	1	0.17	B,J	
156-60-5	TRANS-1,2-DICHLOROETHENE	1	1	1	0.17	U	
1634-04-4	METHYL TERTIARY BUTYL ETHER	1	1	1	0.24	U	
75-34-3	1,1-DICHLOROETHANE	1	1	1	0.17	U	
108-05-4	VINYL ACETATE	1	2	2	0.27	U	
156-59-2	CIS-1,2-DICHLOROETHENE	1	1	1	0.17	U	
78-93-3	2-BUTANONE	1	10	10	1.7	U	
74-97-5	BROMOCHLOROMETHANE	1	1	1	0.21	U	
67-66-3	CHLOROFORM	1	1	1	0.17	U	
71-55-6	1,1,1-TRICHLOROETHANE	1	1	1	0.17	U	
594-20-7	2,2-DICHLOROPROPANE	1	1	1	0.17	U	
56-23-5	CARBON TETRACHLORIDE	1	1	1	0.17	U	
563-58-6	1,1-DICHLOROPROPENE	1	1	1	0.17	U	
107-06-2	1,2-DICHLOROETHANE	1	1	1	0.17	U	
71-43-2	BENZENE	1	1	1	0.17	U	

Data Package ID: *VL00809076-1*

GC/MS Volatiles

Method SW8260_25B

Sample Results

Lab Name: **Paragon Analytics**
Work Order Number: 0809076
Client Name: URS
ClientProject ID: Prather Phase 1 Investigation

Field ID: Donna Stock Pond
Lab ID: 0809076-8

Sample Matrix: WATER
% Moisture: N/A
Date Collected: 10-Sep-08
Date Extracted: 11-Sep-08
Date Analyzed: 11-Sep-08
Prep Method: SW5030 Rev C

Prep Batch: VL080911-3
QCBatchID: VL080911-3-2
Run ID: VL080911-3A
Cleanup: NONE
Basis: As Received
File Name: C12231

Sample Aliquot: 10 ml
Final Volume: 10 ml
Result Units: UG/L
Clean DF: 1

79-01-6	TRICHLOROETHENE	1	1	1	0.17	U	
78-87-5	1,2-DICHLOROPROPANE	1	1	1	0.17	U	
74-95-3	DIBROMOMETHANE	1	1	1	0.18	U	
75-27-4	BROMODICHLOROMETHANE	1	1	1	0.17	U	
10061-01-5	CIS-1,3-DICHLOROPROPENE	1	1	1	0.17	U	
108-10-1	4-METHYL-2-PENTANONE	1	10	10	1.7	U	
108-88-3	TOLUENE	1	1	1	0.17	U	
10061-02-6	TRANS-1,3-DICHLOROPROPENE	1	1	1	0.17	U	
79-00-5	1,1,2-TRICHLOROETHANE	1	1	1	0.2	U	
591-78-6	2-HEXANONE	1	10	10	3.3	U	
127-18-4	TETRACHLOROETHENE	1	1	1	0.17	U	
142-28-9	1,3-DICHLOROPROPANE	1	1	1	0.18	U	
124-48-1	DIBROMOCHLOROMETHANE	1	1	1	0.17	U	
106-93-4	1,2-DIBROMOETHANE	1	1	1	0.17	U	
544-10-5	1-CHLOROHEXANE	1	1	1	0.28	U	
108-90-7	CHLOROBENZENE	1	1	1	0.17	U	
630-20-6	1,1,1,2-TETRACHLOROETHANE	1	1	1	0.17	U	
100-41-4	ETHYLBENZENE	1	1	1	0.17	U	
136777-61-2	M+P-XYLENE	1	1	1	0.19	U	
95-47-6	O-XYLENE	1	1	1	0.17	U	
100-42-5	STYRENE	1	1	1	0.17	U	
75-25-2	BROMOFORM	1	1	1	0.17	U	
98-82-8	ISOPROPYLBENZENE	1	1	1	0.17	U	
96-18-4	1,2,3-TRICHLOROPROPANE	1	1	1	0.49	U	
79-34-5	1,1,2,2-TETRACHLOROETHANE	1	1	1	0.17	U	
108-86-1	BROMOBENZENE	1	1	1	0.17	U	
103-65-1	N-PROPYLBENZENE	1	1	1	0.17	U	
95-49-8	2-CHLOROTOLUENE	1	1	1	0.17	U	

Data Package ID: *VL00809076-1*

GC/MS Volatiles

Method SW8260_25B

Sample Results

Lab Name: **Paragon Analytics**
Work Order Number: 0809076
Client Name: URS
ClientProject ID: Prather Phase 1 Investigation

Field ID: Donna Stock Pond
Lab ID: 0809076-8

Sample Matrix: WATER
% Moisture: N/A
Date Collected: 10-Sep-08
Date Extracted: 11-Sep-08
Date Analyzed: 11-Sep-08
Prep Method: SW5030 Rev C

Prep Batch: VL080911-3
QCBatchID: VL080911-3-2
Run ID: VL080911-3A
Cleanup: NONE
Basis: As Received
File Name: C12231

Sample Aliquot: 10 ml
Final Volume: 10 ml
Result Units: UG/L
Clean DF: 1

108-67-8	1,3,5-TRIMETHYLBENZENE	1	1	1	0.17	U	
106-43-4	4-CHLOROTOLUENE	1	1	1	0.17	U	
98-06-6	TERT-BUTYLBENZENE	1	1	1	0.18	U	
95-63-6	1,2,4-TRIMETHYLBENZENE	1	1	1	0.17	U	
135-98-8	SEC-BUTYLBENZENE	1	1	1	0.17	U	
541-73-1	1,3-DICHLOROBENZENE	1	1	1	0.17	U	
99-87-6	P-ISOPROPYLTOLUENE	1	1	1	0.17	U	
106-46-7	1,4-DICHLOROBENZENE	1	1	1	0.17	U	
104-51-8	N-BUTYLBENZENE	1	1	1	0.17	U	
95-50-1	1,2-DICHLOROBENZENE	1	1	1	0.17	U	
96-12-8	1,2-DIBROMO-3-CHLOROPROPANE	1	2	2	0.64	U	
120-82-1	1,2,4-TRICHLOROBENZENE	1	1	1	0.17	U	
87-68-3	HEXACHLOROBUTADIENE	1	1	1	0.18	U	
91-20-3	NAPHTHALENE	1	1	1	0.17	U	
87-61-6	1,2,3-TRICHLOROBENZENE	1	1	1	0.2	U	

Surrogate Recovery

CASNO	Surrogate Analyte	Result	Flag	Spike Amount	Percent Recovery	Control Limits
460-00-4	4-BROMOFLUOROBENZENE	27.5		25	110	78 - 129
1868-53-7	DIBROMOFLUOROMETHANE	24.3		25	97	80 - 124
2037-26-5	TOLUENE-D8	25.7		25	103	81 - 119

Data Package ID: *VL00809076-1*

GC/MS Volatiles

Method SW8260_25B

Sample Results

Lab Name: **Paragon Analytics**
Work Order Number: 0809076
Client Name: URS
ClientProject ID: Prather Phase 1 Investigation

Field ID:	Dick Prather Cabin
Lab ID:	0809076-9

Sample Matrix: WATER
% Moisture: N/A
Date Collected: 10-Sep-08
Date Extracted: 11-Sep-08
Date Analyzed: 11-Sep-08
Prep Method: SW5030 Rev C

Prep Batch: VL080911-3
QCBatchID: VL080911-3-2
Run ID: VL080911-3A
Cleanup: NONE
Basis: As Received
File Name: C12232

Sample Aliquot: 10 ml
Final Volume: 10 ml
Result Units: UG/L
Clean DF: 1

CASNO	Target Analyte	Dilution Factor	Result	Reporting Limit	MDL	Result Qualifier	EPA Qualifier
75-71-8	DICHLORODIFLUOROMETHANE	1	1	1	0.17	U	
74-87-3	CHLOROMETHANE	1	1	1	0.17	U	
75-01-4	VINYL CHLORIDE	1	1	1	0.17	U	
74-83-9	BROMOMETHANE	1	1	1	0.25	U	
75-00-3	CHLOROETHANE	1	1	1	0.25	U	
75-69-4	TRICHLOROFLUOROMETHANE	1	1	1	0.17	U	
75-35-4	1,1-DICHLOROETHENE	1	1	1	0.17	U	
76-13-1	1,1,2-TRICHLORO-1,2,2-TRIFLUOROETH	1	1	1	0.17	U	
67-64-1	ACETONE	1	10	10	3.3	U	
74-88-4	IODOMETHANE	1	1	1	0.17	U	
75-15-0	CARBON DISULFIDE	1	1	1	0.17	U	
75-09-2	METHYLENE CHLORIDE	1	0.19	1	0.17	B,J	
156-60-5	TRANS-1,2-DICHLOROETHENE	1	1	1	0.17	U	
1634-04-4	METHYL TERTIARY BUTYL ETHER	1	1	1	0.24	U	
75-34-3	1,1-DICHLOROETHANE	1	1	1	0.17	U	
108-05-4	VINYL ACETATE	1	2	2	0.27	U	
156-59-2	CIS-1,2-DICHLOROETHENE	1	1	1	0.17	U	
78-93-3	2-BUTANONE	1	10	10	1.7	U	
74-97-5	BROMOCHLOROMETHANE	1	1	1	0.21	U	
67-66-3	CHLOROFORM	1	1	1	0.17	U	
71-55-6	1,1,1-TRICHLOROETHANE	1	1	1	0.17	U	
594-20-7	2,2-DICHLOROPROPANE	1	1	1	0.17	U	
56-23-5	CARBON TETRACHLORIDE	1	1	1	0.17	U	
563-58-6	1,1-DICHLOROPROPENE	1	1	1	0.17	U	
107-06-2	1,2-DICHLOROETHANE	1	1	1	0.17	U	
71-43-2	BENZENE	1	1	1	0.17	U	

Data Package ID: *VL00809076-1*

GC/MS Volatiles

Method SW8260_25B

Sample Results

Lab Name: **Paragon Analytics**
Work Order Number: 0809076
Client Name: URS
ClientProject ID: Prather Phase 1 Investigation

Field ID: Dick Prather Cabin
Lab ID: 0809076-9

Sample Matrix: WATER
% Moisture: N/A
Date Collected: 10-Sep-08
Date Extracted: 11-Sep-08
Date Analyzed: 11-Sep-08
Prep Method: SW5030 Rev C

Prep Batch: VL080911-3
QCBatchID: VL080911-3-2
Run ID: VL080911-3A
Cleanup: NONE
Basis: As Received
File Name: C12232

Sample Aliquot: 10 ml
Final Volume: 10 ml
Result Units: UG/L
Clean DF: 1

79-01-6	TRICHLOROETHENE	1	1	1	0.17	U	
78-87-5	1,2-DICHLOROPROPANE	1	1	1	0.17	U	
74-95-3	DIBROMOMETHANE	1	1	1	0.18	U	
75-27-4	BROMODICHLOROMETHANE	1	1	1	0.17	U	
10061-01-5	CIS-1,3-DICHLOROPROPENE	1	1	1	0.17	U	
108-10-1	4-METHYL-2-PENTANONE	1	10	10	1.7	U	
108-88-3	TOLUENE	1	1	1	0.17	U	
10061-02-6	TRANS-1,3-DICHLOROPROPENE	1	1	1	0.17	U	
79-00-5	1,1,2-TRICHLOROETHANE	1	1	1	0.2	U	
591-78-6	2-HEXANONE	1	10	10	3.3	U	
127-18-4	TETRACHLOROETHENE	1	1	1	0.17	U	
142-28-9	1,3-DICHLOROPROPANE	1	1	1	0.18	U	
124-48-1	DIBROMOCHLOROMETHANE	1	1	1	0.17	U	
106-93-4	1,2-DIBROMOETHANE	1	1	1	0.17	U	
544-10-5	1-CHLOROHEXANE	1	1	1	0.28	U	
108-90-7	CHLOROBENZENE	1	1	1	0.17	U	
630-20-6	1,1,1,2-TETRACHLOROETHANE	1	1	1	0.17	U	
100-41-4	ETHYLBENZENE	1	1	1	0.17	U	
136777-61-2	M+P-XYLENE	1	1	1	0.19	U	
95-47-6	O-XYLENE	1	1	1	0.17	U	
100-42-5	STYRENE	1	1	1	0.17	U	
75-25-2	BROMOFORM	1	1	1	0.17	U	
98-82-8	ISOPROPYLBENZENE	1	1	1	0.17	U	
96-18-4	1,2,3-TRICHLOROPROPANE	1	1	1	0.49	U	
79-34-5	1,1,2,2-TETRACHLOROETHANE	1	1	1	0.17	U	
108-86-1	BROMOBENZENE	1	1	1	0.17	U	
103-65-1	N-PROPYLBENZENE	1	1	1	0.17	U	
95-49-8	2-CHLOROTOLUENE	1	1	1	0.17	U	

Data Package ID: *VL00809076-1*

GC/MS Volatiles

Method SW8260_25B

Sample Results

Lab Name: **Paragon Analytics**
Work Order Number: 0809076
Client Name: URS
ClientProject ID: Prather Phase 1 Investigation

Field ID: Dick Prather Cabin
Lab ID: 0809076-9

Sample Matrix: WATER
% Moisture: N/A
Date Collected: 10-Sep-08
Date Extracted: 11-Sep-08
Date Analyzed: 11-Sep-08
Prep Method: SW5030 Rev C

Prep Batch: VL080911-3
QCBatchID: VL080911-3-2
Run ID: VL080911-3A
Cleanup: NONE
Basis: As Received
File Name: C12232

Sample Aliquot: 10 ml
Final Volume: 10 ml
Result Units: UG/L
Clean DF: 1

108-67-8	1,3,5-TRIMETHYLBENZENE	1	1	1	0.17	U	
106-43-4	4-CHLOROTOLUENE	1	1	1	0.17	U	
98-06-6	TERT-BUTYLBENZENE	1	1	1	0.18	U	
95-63-6	1,2,4-TRIMETHYLBENZENE	1	1	1	0.17	U	
135-98-8	SEC-BUTYLBENZENE	1	1	1	0.17	U	
541-73-1	1,3-DICHLOROBENZENE	1	1	1	0.17	U	
99-87-6	P-ISOPROPYLTOLUENE	1	1	1	0.17	U	
106-46-7	1,4-DICHLOROBENZENE	1	1	1	0.17	U	
104-51-8	N-BUTYLBENZENE	1	1	1	0.17	U	
95-50-1	1,2-DICHLOROBENZENE	1	1	1	0.17	U	
96-12-8	1,2-DIBROMO-3-CHLOROPROPANE	1	2	2	0.64	U	
120-82-1	1,2,4-TRICHLOROBENZENE	1	1	1	0.17	U	
87-68-3	HEXACHLOROBUTADIENE	1	1	1	0.18	U	
91-20-3	NAPHTHALENE	1	1	1	0.17	U	
87-61-6	1,2,3-TRICHLOROBENZENE	1	1	1	0.2	U	

Surrogate Recovery

CASNO	Surrogate Analyte	Result	Flag	Spike Amount	Percent Recovery	Control Limits
460-00-4	4-BROMOFLUOROBENZENE	27.6		25	111	78 - 129
1868-53-7	DIBROMOFLUOROMETHANE	25.7		25	103	80 - 124
2037-26-5	TOLUENE-D8	25.1		25	101	81 - 119

Data Package ID: *VL00809076-1*

GC/MS Volatiles

Method SW8260_25B

Sample Results

Lab Name: **Paragon Analytics**
Work Order Number: 0809076
Client Name: URS
ClientProject ID: Prather Phase 1 Investigation

Field ID:	McKay Gulch
Lab ID:	0809076-10

Sample Matrix: WATER
% Moisture: N/A
Date Collected: 10-Sep-08
Date Extracted: 11-Sep-08
Date Analyzed: 11-Sep-08
Prep Method: SW5030 Rev C

Prep Batch: VL080911-3
QCBatchID: VL080911-3-2
Run ID: VL080911-3A
Cleanup: NONE
Basis: As Received
File Name: C12233

Sample Aliquot: 10 ml
Final Volume: 10 ml
Result Units: UG/L
Clean DF: 1

CASNO	Target Analyte	Dilution Factor	Result	Reporting Limit	MDL	Result Qualifier	EPA Qualifier
75-71-8	DICHLORODIFLUOROMETHANE	1	1	1	0.17	U	
74-87-3	CHLOROMETHANE	1	1	1	0.17	U	
75-01-4	VINYL CHLORIDE	1	1	1	0.17	U	
74-83-9	BROMOMETHANE	1	1	1	0.25	U	
75-00-3	CHLOROETHANE	1	1	1	0.25	U	
75-69-4	TRICHLOROFLUOROMETHANE	1	1	1	0.17	U	
75-35-4	1,1-DICHLOROETHENE	1	1	1	0.17	U	
76-13-1	1,1,2-TRICHLORO-1,2,2-TRIFLUOROETH	1	1	1	0.17	U	
67-64-1	ACETONE	1	10	10	3.3	U	
74-88-4	IODOMETHANE	1	1	1	0.17	U	
75-15-0	CARBON DISULFIDE	1	1	1	0.17	U	
75-09-2	METHYLENE CHLORIDE	1	1	1	0.17	U	
156-60-5	TRANS-1,2-DICHLOROETHENE	1	1	1	0.17	U	
1634-04-4	METHYL TERTIARY BUTYL ETHER	1	1	1	0.24	U	
75-34-3	1,1-DICHLOROETHANE	1	1	1	0.17	U	
108-05-4	VINYL ACETATE	1	2	2	0.27	U	
156-59-2	CIS-1,2-DICHLOROETHENE	1	1	1	0.17	U	
78-93-3	2-BUTANONE	1	10	10	1.7	U	
74-97-5	BROMOCHLOROMETHANE	1	1	1	0.21	U	
67-66-3	CHLOROFORM	1	1	1	0.17	U	
71-55-6	1,1,1-TRICHLOROETHANE	1	1	1	0.17	U	
594-20-7	2,2-DICHLOROPROPANE	1	1	1	0.17	U	
56-23-5	CARBON TETRACHLORIDE	1	1	1	0.17	U	
563-58-6	1,1-DICHLOROPROPENE	1	1	1	0.17	U	
107-06-2	1,2-DICHLOROETHANE	1	1	1	0.17	U	
71-43-2	BENZENE	1	1	1	0.17	U	

Data Package ID: *VL00809076-1*

GC/MS Volatiles

Method SW8260_25B

Sample Results

Lab Name: **Paragon Analytics**
Work Order Number: 0809076
Client Name: URS
ClientProject ID: Prather Phase 1 Investigation

Field ID:	McKay Gulch
Lab ID:	0809076-10

Sample Matrix: WATER
% Moisture: N/A
Date Collected: 10-Sep-08
Date Extracted: 11-Sep-08
Date Analyzed: 11-Sep-08
Prep Method: SW5030 Rev C

Prep Batch: VL080911-3
QCBatchID: VL080911-3-2
Run ID: VL080911-3A
Cleanup: NONE
Basis: As Received
File Name: C12233

Sample Aliquot: 10 ml
Final Volume: 10 ml
Result Units: UG/L
Clean DF: 1

79-01-6	TRICHLOROETHENE	1	1	1	0.17	U	
78-87-5	1,2-DICHLOROPROPANE	1	1	1	0.17	U	
74-95-3	DIBROMOMETHANE	1	1	1	0.18	U	
75-27-4	BROMODICHLOROMETHANE	1	1	1	0.17	U	
10061-01-5	CIS-1,3-DICHLOROPROPENE	1	1	1	0.17	U	
108-10-1	4-METHYL-2-PENTANONE	1	10	10	1.7	U	
108-88-3	TOLUENE	1	1	1	0.17	U	
10061-02-6	TRANS-1,3-DICHLOROPROPENE	1	1	1	0.17	U	
79-00-5	1,1,2-TRICHLOROETHANE	1	1	1	0.2	U	
591-78-6	2-HEXANONE	1	10	10	3.3	U	
127-18-4	TETRACHLOROETHENE	1	1	1	0.17	U	
142-28-9	1,3-DICHLOROPROPANE	1	1	1	0.18	U	
124-48-1	DIBROMOCHLOROMETHANE	1	1	1	0.17	U	
106-93-4	1,2-DIBROMOETHANE	1	1	1	0.17	U	
544-10-5	1-CHLOROHEXANE	1	1	1	0.28	U	
108-90-7	CHLOROBENZENE	1	1	1	0.17	U	
630-20-6	1,1,1,2-TETRACHLOROETHANE	1	1	1	0.17	U	
100-41-4	ETHYLBENZENE	1	1	1	0.17	U	
136777-61-2	M+P-XYLENE	1	1	1	0.19	U	
95-47-6	O-XYLENE	1	1	1	0.17	U	
100-42-5	STYRENE	1	1	1	0.17	U	
75-25-2	BROMOFORM	1	1	1	0.17	U	
98-82-8	ISOPROPYLBENZENE	1	1	1	0.17	U	
96-18-4	1,2,3-TRICHLOROPROPANE	1	1	1	0.49	U	
79-34-5	1,1,2,2-TETRACHLOROETHANE	1	1	1	0.17	U	
108-86-1	BROMOBENZENE	1	1	1	0.17	U	
103-65-1	N-PROPYLBENZENE	1	1	1	0.17	U	
95-49-8	2-CHLOROTOLUENE	1	1	1	0.17	U	

Data Package ID: *VL00809076-1*

GC/MS Volatiles

Method SW8260_25B

Sample Results

Lab Name: **Paragon Analytics**
Work Order Number: 0809076
Client Name: URS
ClientProject ID: Prather Phase 1 Investigation

Field ID:	McKay Gulch
Lab ID:	0809076-10

Sample Matrix: WATER
% Moisture: N/A
Date Collected: 10-Sep-08
Date Extracted: 11-Sep-08
Date Analyzed: 11-Sep-08
Prep Method: SW5030 Rev C

Prep Batch: VL080911-3
QCBatchID: VL080911-3-2
Run ID: VL080911-3A
Cleanup: NONE
Basis: As Received
File Name: C12233

Sample Aliquot: 10 ml
Final Volume: 10 ml
Result Units: UG/L
Clean DF: 1

108-67-8	1,3,5-TRIMETHYLBENZENE	1	1	1	0.17	U	
106-43-4	4-CHLOROTOLUENE	1	1	1	0.17	U	
98-06-6	TERT-BUTYLBENZENE	1	1	1	0.18	U	
95-63-6	1,2,4-TRIMETHYLBENZENE	1	1	1	0.17	U	
135-98-8	SEC-BUTYLBENZENE	1	1	1	0.17	U	
541-73-1	1,3-DICHLOROBENZENE	1	1	1	0.17	U	
99-87-6	P-ISOPROPYLTOLUENE	1	1	1	0.17	U	
106-46-7	1,4-DICHLOROBENZENE	1	1	1	0.17	U	
104-51-8	N-BUTYLBENZENE	1	1	1	0.17	U	
95-50-1	1,2-DICHLOROBENZENE	1	1	1	0.17	U	
96-12-8	1,2-DIBROMO-3-CHLOROPROPANE	1	2	2	0.64	U	
120-82-1	1,2,4-TRICHLOROBENZENE	1	1	1	0.17	U	
87-68-3	HEXACHLOROBUTADIENE	1	1	1	0.18	U	
91-20-3	NAPHTHALENE	1	1	1	0.17	U	
87-61-6	1,2,3-TRICHLOROBENZENE	1	1	1	0.2	U	

Surrogate Recovery

CASNO	Surrogate Analyte	Result	Flag	Spike Amount	Percent Recovery	Control Limits
460-00-4	4-BROMOFLUOROBENZENE	27.9		25	112	78 - 129
1868-53-7	DIBROMOFLUOROMETHANE	24.8		25	99	80 - 124
2037-26-5	TOLUENE-D8	25		25	100	81 - 119

Data Package ID: *VL00809076-1*

GC/MS Volatiles

Method SW8260_25B

Sample Results

Lab Name: **Paragon Analytics**
Work Order Number: 0809076
Client Name: URS
ClientProject ID: Prather Phase 1 Investigation

Field ID:	Trip Blank
Lab ID:	0809076-12

Sample Matrix: WATER
% Moisture: N/A
Date Collected: 10-Sep-08
Date Extracted: 11-Sep-08
Date Analyzed: 11-Sep-08
Prep Method: SW5030 Rev C

Prep Batch: VL080911-3
QCBatchID: VL080911-3-2
Run ID: VL080911-3A
Cleanup: NONE
Basis: As Received
File Name: C12234

Sample Aliquot: 10 ml
Final Volume: 10 ml
Result Units: UG/L
Clean DF: 1

CASNO	Target Analyte	Dilution Factor	Result	Reporting Limit	MDL	Result Qualifier	EPA Qualifier
75-71-8	DICHLORODIFLUOROMETHANE	1	1	1	0.17	U	
74-87-3	CHLOROMETHANE	1	1	1	0.17	U	
75-01-4	VINYL CHLORIDE	1	1	1	0.17	U	
74-83-9	BROMOMETHANE	1	1	1	0.25	U	
75-00-3	CHLOROETHANE	1	1	1	0.25	U	
75-69-4	TRICHLOROFLUOROMETHANE	1	1	1	0.17	U	
75-35-4	1,1-DICHLOROETHENE	1	1	1	0.17	U	
76-13-1	1,1,2-TRICHLORO-1,2,2-TRIFLUOROETH	1	1	1	0.17	U	
67-64-1	ACETONE	1	10	10	3.3	U	
74-88-4	IODOMETHANE	1	1	1	0.17	U	
75-15-0	CARBON DISULFIDE	1	1	1	0.17	U	
75-09-2	METHYLENE CHLORIDE	1	1	1	0.17	U	
156-60-5	TRANS-1,2-DICHLOROETHENE	1	1	1	0.17	U	
1634-04-4	METHYL TERTIARY BUTYL ETHER	1	1	1	0.24	U	
75-34-3	1,1-DICHLOROETHANE	1	1	1	0.17	U	
108-05-4	VINYL ACETATE	1	2	2	0.27	U	
156-59-2	CIS-1,2-DICHLOROETHENE	1	1	1	0.17	U	
78-93-3	2-BUTANONE	1	10	10	1.7	U	
74-97-5	BROMOCHLOROMETHANE	1	1	1	0.21	U	
67-66-3	CHLOROFORM	1	1	1	0.17	U	
71-55-6	1,1,1-TRICHLOROETHANE	1	1	1	0.17	U	
594-20-7	2,2-DICHLOROPROPANE	1	1	1	0.17	U	
56-23-5	CARBON TETRACHLORIDE	1	1	1	0.17	U	
563-58-6	1,1-DICHLOROPROPENE	1	1	1	0.17	U	
107-06-2	1,2-DICHLOROETHANE	1	1	1	0.17	U	
71-43-2	BENZENE	1	1	1	0.17	U	

Data Package ID: *VL00809076-1*

GC/MS Volatiles

Method SW8260_25B

Sample Results

Lab Name: **Paragon Analytics**
Work Order Number: 0809076
Client Name: URS
ClientProject ID: Prather Phase 1 Investigation

Field ID:	Trip Blank
Lab ID:	0809076-12

Sample Matrix: WATER
% Moisture: N/A
Date Collected: 10-Sep-08
Date Extracted: 11-Sep-08
Date Analyzed: 11-Sep-08
Prep Method: SW5030 Rev C

Prep Batch: VL080911-3
QCBatchID: VL080911-3-2
Run ID: VL080911-3A
Cleanup: NONE
Basis: As Received
File Name: C12234

Sample Aliquot: 10 ml
Final Volume: 10 ml
Result Units: UG/L
Clean DF: 1

79-01-6	TRICHLOROETHENE	1	1	1	0.17	U	
78-87-5	1,2-DICHLOROPROPANE	1	1	1	0.17	U	
74-95-3	DIBROMOMETHANE	1	1	1	0.18	U	
75-27-4	BROMODICHLOROMETHANE	1	1	1	0.17	U	
10061-01-5	CIS-1,3-DICHLOROPROPENE	1	1	1	0.17	U	
108-10-1	4-METHYL-2-PENTANONE	1	10	10	1.7	U	
108-88-3	TOLUENE	1	1	1	0.17	U	
10061-02-6	TRANS-1,3-DICHLOROPROPENE	1	1	1	0.17	U	
79-00-5	1,1,2-TRICHLOROETHANE	1	1	1	0.2	U	
591-78-6	2-HEXANONE	1	10	10	3.3	U	
127-18-4	TETRACHLOROETHENE	1	1	1	0.17	U	
142-28-9	1,3-DICHLOROPROPANE	1	1	1	0.18	U	
124-48-1	DIBROMOCHLOROMETHANE	1	1	1	0.17	U	
106-93-4	1,2-DIBROMOETHANE	1	1	1	0.17	U	
544-10-5	1-CHLOROHEXANE	1	1	1	0.28	U	
108-90-7	CHLOROBENZENE	1	1	1	0.17	U	
630-20-6	1,1,1,2-TETRACHLOROETHANE	1	1	1	0.17	U	
100-41-4	ETHYLBENZENE	1	1	1	0.17	U	
136777-61-2	M+P-XYLENE	1	1	1	0.19	U	
95-47-6	O-XYLENE	1	1	1	0.17	U	
100-42-5	STYRENE	1	1	1	0.17	U	
75-25-2	BROMOFORM	1	1	1	0.17	U	
98-82-8	ISOPROPYLBENZENE	1	1	1	0.17	U	
96-18-4	1,2,3-TRICHLOROPROPANE	1	1	1	0.49	U	
79-34-5	1,1,2,2-TETRACHLOROETHANE	1	1	1	0.17	U	
108-86-1	BROMOBENZENE	1	1	1	0.17	U	
103-65-1	N-PROPYLBENZENE	1	1	1	0.17	U	
95-49-8	2-CHLOROTOLUENE	1	1	1	0.17	U	

Data Package ID: *VL00809076-1*

GC/MS Volatiles

Method SW8260_25B

Sample Results

Lab Name: **Paragon Analytics**
Work Order Number: 0809076
Client Name: URS
ClientProject ID: Prather Phase 1 Investigation

Field ID:	Trip Blank
Lab ID:	0809076-12

Sample Matrix: WATER
% Moisture: N/A
Date Collected: 10-Sep-08
Date Extracted: 11-Sep-08
Date Analyzed: 11-Sep-08
Prep Method: SW5030 Rev C

Prep Batch: VL080911-3
QCBatchID: VL080911-3-2
Run ID: VL080911-3A
Cleanup: NONE
Basis: As Received
File Name: C12234

Sample Aliquot: 10 ml
Final Volume: 10 ml
Result Units: UG/L
Clean DF: 1

108-67-8	1,3,5-TRIMETHYLBENZENE	1	1	1	0.17	U	
106-43-4	4-CHLOROTOLUENE	1	1	1	0.17	U	
98-06-6	TERT-BUTYLBENZENE	1	1	1	0.18	U	
95-63-6	1,2,4-TRIMETHYLBENZENE	1	1	1	0.17	U	
135-98-8	SEC-BUTYLBENZENE	1	1	1	0.17	U	
541-73-1	1,3-DICHLOROBENZENE	1	1	1	0.17	U	
99-87-6	P-ISOPROPYLTOLUENE	1	1	1	0.17	U	
106-46-7	1,4-DICHLOROBENZENE	1	1	1	0.17	U	
104-51-8	N-BUTYLBENZENE	1	1	1	0.17	U	
95-50-1	1,2-DICHLOROBENZENE	1	1	1	0.17	U	
96-12-8	1,2-DIBROMO-3-CHLOROPROPANE	1	2	2	0.64	U	
120-82-1	1,2,4-TRICHLOROBENZENE	1	1	1	0.17	U	
87-68-3	HEXACHLOROBUTADIENE	1	1	1	0.18	U	
91-20-3	NAPHTHALENE	1	1	1	0.17	U	
87-61-6	1,2,3-TRICHLOROBENZENE	1	1	1	0.2	U	

Surrogate Recovery

CASNO	Surrogate Analyte	Result	Flag	Spike Amount	Percent Recovery	Control Limits
460-00-4	4-BROMOFLUOROBENZENE	26.6		25	106	78 - 129
1868-53-7	DIBROMOFLUOROMETHANE	23.6		25	95	80 - 124
2037-26-5	TOLUENE-D8	26.4		25	105	81 - 119

Data Package ID: *VL00809076-1*

GC/MS Volatiles

Method SW8260_25B

Sample Results

Lab Name: **Paragon Analytics**
Work Order Number: 0809076
Client Name: URS
ClientProject ID: Prather Phase 1 Investigation

Field ID: Spring 2
Lab ID: 0809076-5RR1

Sample Matrix: WATER
% Moisture: N/A
Date Collected: 10-Sep-08
Date Extracted: 11-Sep-08
Date Analyzed: 11-Sep-08
Prep Method: SW5030 Rev C

Prep Batch: VL080911-3
QCBatchID: VL080911-3-2
Run ID: VL080911-3A
Cleanup: NONE
Basis: As Received
File Name: C12235

Sample Aliquot: 10 ml
Final Volume: 10 ml
Result Units: UG/L
Clean DF: 1

CASNO	Target Analyte	Dilution Factor	Result	Reporting Limit	MDL	Result Qualifier	EPA Qualifier
75-71-8	DICHLORODIFLUOROMETHANE	2.5	2.5	2.5	0.42	U	
74-87-3	CHLOROMETHANE	2.5	2.5	2.5	0.42	U	
75-01-4	VINYL CHLORIDE	2.5	2.5	2.5	0.42	U	
74-83-9	BROMOMETHANE	2.5	2.5	2.5	0.64	U	
75-00-3	CHLOROETHANE	2.5	2.5	2.5	0.62	U	
75-69-4	TRICHLOROFLUOROMETHANE	2.5	2.5	2.5	0.42	U	
75-35-4	1,1-DICHLOROETHENE	2.5	2.5	2.5	0.42	U	
76-13-1	1,1,2-TRICHLORO-1,2,2-TRIFLUOROETH	2.5	2.5	2.5	0.42	U	
67-64-1	ACETONE	2.5	25	25	8.3	U	
74-88-4	IODOMETHANE	2.5	2.5	2.5	0.42	U	
75-15-0	CARBON DISULFIDE	2.5	2.5	2.5	0.42	U	
75-09-2	METHYLENE CHLORIDE	2.5	2.5	2.5	0.42	U	
156-60-5	TRANS-1,2-DICHLOROETHENE	2.5	2.5	2.5	0.42	U	
1634-04-4	METHYL TERTIARY BUTYL ETHER	2.5	2.5	2.5	0.61	U	
75-34-3	1,1-DICHLOROETHANE	2.5	2.5	2.5	0.42	U	
108-05-4	VINYL ACETATE	2.5	5	5	0.68	U	
156-59-2	CIS-1,2-DICHLOROETHENE	2.5	2.5	2.5	0.42	U	
78-93-3	2-BUTANONE	2.5	25	25	4.2	U	
74-97-5	BROMOCHLOROMETHANE	2.5	2.5	2.5	0.53	U	
67-66-3	CHLOROFORM	2.5	2.5	2.5	0.42	U	
71-55-6	1,1,1-TRICHLOROETHANE	2.5	2.5	2.5	0.42	U	
594-20-7	2,2-DICHLOROPROPANE	2.5	2.5	2.5	0.42	U	
56-23-5	CARBON TETRACHLORIDE	2.5	2.5	2.5	0.42	U	
563-58-6	1,1-DICHLOROPROPENE	2.5	2.5	2.5	0.42	U	
107-06-2	1,2-DICHLOROETHANE	2.5	2.5	2.5	0.42	U	
71-43-2	BENZENE	2.5	59	2.5	0.42		

Data Package ID: *VL00809076-1*

GC/MS Volatiles

Method SW8260_25B

Sample Results

Lab Name: **Paragon Analytics**
Work Order Number: 0809076
Client Name: URS
ClientProject ID: Prather Phase 1 Investigation

Field ID: Spring 2
Lab ID: 0809076-5RR1

Sample Matrix: WATER
% Moisture: N/A
Date Collected: 10-Sep-08
Date Extracted: 11-Sep-08
Date Analyzed: 11-Sep-08
Prep Method: SW5030 Rev C

Prep Batch: VL080911-3
QCBatchID: VL080911-3-2
Run ID: VL080911-3A
Cleanup: NONE
Basis: As Received
File Name: C12235

Sample Aliquot: 10 ml
Final Volume: 10 ml
Result Units: UG/L
Clean DF: 1

79-01-6	TRICHLOROETHENE	2.5	2.5	2.5	0.42	U	
78-87-5	1,2-DICHLOROPROPANE	2.5	2.5	2.5	0.42	U	
74-95-3	DIBROMOMETHANE	2.5	2.5	2.5	0.45	U	
75-27-4	BROMODICHLOROMETHANE	2.5	2.5	2.5	0.42	U	
10061-01-5	CIS-1,3-DICHLOROPROPENE	2.5	2.5	2.5	0.42	U	
108-10-1	4-METHYL-2-PENTANONE	2.5	25	25	4.2	U	
108-88-3	TOLUENE	2.5	2.5	2.5	0.42	U	
10061-02-6	TRANS-1,3-DICHLOROPROPENE	2.5	2.5	2.5	0.42	U	
79-00-5	1,1,2-TRICHLOROETHANE	2.5	2.5	2.5	0.5	U	
591-78-6	2-HEXANONE	2.5	25	25	8.3	U	
127-18-4	TETRACHLOROETHENE	2.5	2.5	2.5	0.42	U	
142-28-9	1,3-DICHLOROPROPANE	2.5	2.5	2.5	0.45	U	
124-48-1	DIBROMOCHLOROMETHANE	2.5	2.5	2.5	0.42	U	
106-93-4	1,2-DIBROMOETHANE	2.5	2.5	2.5	0.42	U	
544-10-5	1-CHLOROHEXANE	2.5	2.5	2.5	0.69	U	
108-90-7	CHLOROBENZENE	2.5	2.5	2.5	0.42	U	
630-20-6	1,1,1,2-TETRACHLOROETHANE	2.5	2.5	2.5	0.42	U	
100-41-4	ETHYLBENZENE	2.5	3.6	2.5	0.42		
136777-61-2	M+P-XYLENE	2.5	46	2.5	0.48		
95-47-6	O-XYLENE	2.5	2.5	2.5	0.42	U	
100-42-5	STYRENE	2.5	2.5	2.5	0.42	U	
75-25-2	BROMOFORM	2.5	2.5	2.5	0.42	U	
98-82-8	ISOPROPYLBENZENE	2.5	0.84	2.5	0.42	J	
96-18-4	1,2,3-TRICHLOROPROPANE	2.5	2.5	2.5	1.2	U	
79-34-5	1,1,2,2-TETRACHLOROETHANE	2.5	2.5	2.5	0.43	U	
108-86-1	BROMOBENZENE	2.5	2.5	2.5	0.42	U	
103-65-1	N-PROPYLBENZENE	2.5	2.5	2.5	0.42	U	
95-49-8	2-CHLOROTOLUENE	2.5	2.5	2.5	0.42	U	

Data Package ID: *VL00809076-1*

GC/MS Volatiles

Method SW8260_25B

Sample Results

Lab Name: **Paragon Analytics**
Work Order Number: 0809076
Client Name: URS
ClientProject ID: Prather Phase 1 Investigation

Field ID: Spring 2
Lab ID: 0809076-5RR1

Sample Matrix: WATER
% Moisture: N/A
Date Collected: 10-Sep-08
Date Extracted: 11-Sep-08
Date Analyzed: 11-Sep-08
Prep Method: SW5030 Rev C

Prep Batch: VL080911-3
QCBatchID: VL080911-3-2
Run ID: VL080911-3A
Cleanup: NONE
Basis: As Received
File Name: C12235

Sample Aliquot: 10 ml
Final Volume: 10 ml
Result Units: UG/L
Clean DF: 1

108-67-8	1,3,5-TRIMETHYLBENZENE	2.5	9	2.5	0.42		
106-43-4	4-CHLOROTOLUENE	2.5	2.5	2.5	0.42	U	
98-06-6	TERT-BUTYLBENZENE	2.5	2.5	2.5	0.45	U	
95-63-6	1,2,4-TRIMETHYLBENZENE	2.5	7.6	2.5	0.42		
135-98-8	SEC-BUTYLBENZENE	2.5	2.5	2.5	0.42	U	
541-73-1	1,3-DICHLOROBENZENE	2.5	2.5	2.5	0.42	U	
99-87-6	P-ISOPROPYLTOLUENE	2.5	2.5	2.5	0.42	U	
106-46-7	1,4-DICHLOROBENZENE	2.5	2.5	2.5	0.42	U	
104-51-8	N-BUTYLBENZENE	2.5	2.5	2.5	0.42	U	
95-50-1	1,2-DICHLOROBENZENE	2.5	2.5	2.5	0.42	U	
96-12-8	1,2-DIBROMO-3-CHLOROPROPANE	2.5	5	5	1.6	U	
120-82-1	1,2,4-TRICHLOROBENZENE	2.5	2.5	2.5	0.42	U	
87-68-3	HEXACHLOROBUTADIENE	2.5	2.5	2.5	0.46	U	
91-20-3	NAPHTHALENE	2.5	2.5	2.5	0.43	U	
87-61-6	1,2,3-TRICHLOROBENZENE	2.5	2.5	2.5	0.51	U	

Surrogate Recovery

CASNO	Surrogate Analyte	Result	Flag	Spike Amount	Percent Recovery	Control Limits
460-00-4	4-BROMOFLUOROBENZENE	67.2		62.5	108	78 - 129
1868-53-7	DIBROMOFLUOROMETHANE	62.1		62.5	99	80 - 124
2037-26-5	TOLUENE-D8	61.8		62.5	99	81 - 119

Data Package ID: *VL00809076-1*

GC/MS Volatiles

Method SW8260_25B

Sample Results

Lab Name: **Paragon Analytics**
Work Order Number: 0809076
Client Name: URS
ClientProject ID: Prather Phase 1 Investigation

Field ID:	Ned Prather Spring
Lab ID:	0809076-1RR1

Sample Matrix: WATER
% Moisture: N/A
Date Collected: 10-Sep-08
Date Extracted: 11-Sep-08
Date Analyzed: 11-Sep-08
Prep Method: SW5030 Rev C

Prep Batch: VL080911-3
QCBatchID: VL080911-3-2
Run ID: VL080911-3A
Cleanup: NONE
Basis: As Received
File Name: C12236

Sample Aliquot: 10 ml
Final Volume: 10 ml
Result Units: UG/L
Clean DF: 1

CASNO	Target Analyte	Dilution Factor	Result	Reporting Limit	MDL	Result Qualifier	EPA Qualifier
75-71-8	DICHLORODIFLUOROMETHANE	50	50	50	8.3	U	
74-87-3	CHLOROMETHANE	50	50	50	8.3	U	
75-01-4	VINYL CHLORIDE	50	50	50	8.3	U	
74-83-9	BROMOMETHANE	50	50	50	13	U	
75-00-3	CHLOROETHANE	50	50	50	12	U	
75-69-4	TRICHLOROFLUOROMETHANE	50	50	50	8.3	U	
75-35-4	1,1-DICHLOROETHENE	50	50	50	8.3	U	
76-13-1	1,1,2-TRICHLORO-1,2,2-TRIFLUOROETH	50	50	50	8.3	U	
67-64-1	ACETONE	50	500	500	170	U	
74-88-4	IODOMETHANE	50	50	50	8.3	U	
75-15-0	CARBON DISULFIDE	50	50	50	8.3	U	
75-09-2	METHYLENE CHLORIDE	50	23	50	8.3	B,J	
156-60-5	TRANS-1,2-DICHLOROETHENE	50	50	50	8.3	U	
1634-04-4	METHYL TERTIARY BUTYL ETHER	50	50	50	12	U	
75-34-3	1,1-DICHLOROETHANE	50	50	50	8.3	U	
108-05-4	VINYL ACETATE	50	100	100	14	U	
156-59-2	CIS-1,2-DICHLOROETHENE	50	50	50	8.3	U	
78-93-3	2-BUTANONE	50	500	500	83	U	
74-97-5	BROMOCHLOROMETHANE	50	50	50	11	U	
67-66-3	CHLOROFORM	50	50	50	8.3	U	
71-55-6	1,1,1-TRICHLOROETHANE	50	50	50	8.3	U	
594-20-7	2,2-DICHLOROPROPANE	50	50	50	8.3	U	
56-23-5	CARBON TETRACHLORIDE	50	50	50	8.3	U	
563-58-6	1,1-DICHLOROPROPENE	50	50	50	8.3	U	
107-06-2	1,2-DICHLOROETHANE	50	50	50	8.3	U	
71-43-2	BENZENE	50	220	50	8.3		

Data Package ID: *VL00809076-1*

GC/MS Volatiles

Method SW8260_25B

Sample Results

Lab Name: **Paragon Analytics**
Work Order Number: 0809076
Client Name: URS
ClientProject ID: Prather Phase 1 Investigation

Field ID: Ned Prather Spring
Lab ID: 0809076-1RR1

Sample Matrix: WATER
% Moisture: N/A
Date Collected: 10-Sep-08
Date Extracted: 11-Sep-08
Date Analyzed: 11-Sep-08
Prep Method: SW5030 Rev C

Prep Batch: VL080911-3
QCBatchID: VL080911-3-2
Run ID: VL080911-3A
Cleanup: NONE
Basis: As Received
File Name: C12236

Sample Aliquot: 10 ml
Final Volume: 10 ml
Result Units: UG/L
Clean DF: 1

79-01-6	TRICHLOROETHENE	50	50	50	8.3	U	
78-87-5	1,2-DICHLOROPROPANE	50	50	50	8.3	U	
74-95-3	DIBROMOMETHANE	50	50	50	9	U	
75-27-4	BROMODICHLOROMETHANE	50	50	50	8.3	U	
10061-01-5	CIS-1,3-DICHLOROPROPENE	50	50	50	8.3	U	
108-10-1	4-METHYL-2-PENTANONE	50	500	500	83	U	
108-88-3	TOLUENE	50	760	50	8.3		
10061-02-6	TRANS-1,3-DICHLOROPROPENE	50	50	50	8.3	U	
79-00-5	1,1,2-TRICHLOROETHANE	50	50	50	9.9	U	
591-78-6	2-HEXANONE	50	500	500	170	U	
127-18-4	TETRACHLOROETHENE	50	50	50	8.3	U	
142-28-9	1,3-DICHLOROPROPANE	50	50	50	9	U	
124-48-1	DIBROMOCHLOROMETHANE	50	50	50	8.3	U	
106-93-4	1,2-DIBROMOETHANE	50	50	50	8.3	U	
544-10-5	1-CHLOROHEXANE	50	50	50	14	U	
108-90-7	CHLOROBENZENE	50	50	50	8.3	U	
630-20-6	1,1,1,2-TETRACHLOROETHANE	50	50	50	8.3	U	
100-41-4	ETHYLBENZENE	50	50	50	8.3	U	
136777-61-2	M+P-XYLENE	50	1700	50	9.7		
95-47-6	O-XYLENE	50	350	50	8.3		
100-42-5	STYRENE	50	50	50	8.3	U	
75-25-2	BROMOFORM	50	50	50	8.5	U	
98-82-8	ISOPROPYLBENZENE	50	50	50	8.3	U	
96-18-4	1,2,3-TRICHLOROPROPANE	50	50	50	25	U	
79-34-5	1,1,2,2-TETRACHLOROETHANE	50	50	50	8.6	U	
108-86-1	BROMOBENZENE	50	50	50	8.4	U	
103-65-1	N-PROPYLBENZENE	50	50	50	8.3	U	
95-49-8	2-CHLOROTOLUENE	50	50	50	8.3	U	

Data Package ID: *VL00809076-1*

GC/MS Volatiles

Method SW8260_25B

Sample Results

Lab Name: **Paragon Analytics**
Work Order Number: 0809076
Client Name: URS
ClientProject ID: Prather Phase 1 Investigation

Field ID: Ned Prather Spring
Lab ID: 0809076-1RR1

Sample Matrix: WATER
% Moisture: N/A
Date Collected: 10-Sep-08
Date Extracted: 11-Sep-08
Date Analyzed: 11-Sep-08
Prep Method: SW5030 Rev C

Prep Batch: VL080911-3
QCBatchID: VL080911-3-2
Run ID: VL080911-3A
Cleanup: NONE
Basis: As Received
File Name: C12236

Sample Aliquot: 10 ml
Final Volume: 10 ml
Result Units: UG/L
Clean DF: 1

108-67-8	1,3,5-TRIMETHYLBENZENE	50	140	50	8.3		
106-43-4	4-CHLOROTOLUENE	50	50	50	8.3	U	
98-06-6	TERT-BUTYLBENZENE	50	50	50	9	U	
95-63-6	1,2,4-TRIMETHYLBENZENE	50	120	50	8.3		
135-98-8	SEC-BUTYLBENZENE	50	50	50	8.3	U	
541-73-1	1,3-DICHLOROBENZENE	50	50	50	8.3	U	
99-87-6	P-ISOPROPYLTOLUENE	50	50	50	8.3	U	
106-46-7	1,4-DICHLOROBENZENE	50	50	50	8.3	U	
104-51-8	N-BUTYLBENZENE	50	50	50	8.3	U	
95-50-1	1,2-DICHLOROBENZENE	50	50	50	8.3	U	
96-12-8	1,2-DIBROMO-3-CHLOROPROPANE	50	100	100	32	U	
120-82-1	1,2,4-TRICHLOROBENZENE	50	50	50	8.3	U	
87-68-3	HEXACHLOROBUTADIENE	50	50	50	9.2	U	
91-20-3	NAPHTHALENE	50	50	50	8.6	U	
87-61-6	1,2,3-TRICHLOROBENZENE	50	50	50	10	U	

Surrogate Recovery

CASNO	Surrogate Analyte	Result	Flag	Spike Amount	Percent Recovery	Control Limits
460-00-4	4-BROMOFLUOROBENZENE	1350		1250	108	78 - 129
1868-53-7	DIBROMOFLUOROMETHANE	1230		1250	98	80 - 124
2037-26-5	TOLUENE-D8	1210		1250	97	81 - 119

Data Package ID: *VL00809076-1*

GC/MS Volatiles

Method SW8260_25B

Sample Results

Lab Name: **Paragon Analytics**
Work Order Number: 0809076
Client Name: URS
ClientProject ID: Prather Phase 1 Investigation

Field ID:	Ned Prather Spring (Dup)
Lab ID:	0809076-2

Sample Matrix: WATER
% Moisture: N/A
Date Collected: 10-Sep-08
Date Extracted: 11-Sep-08
Date Analyzed: 11-Sep-08
Prep Method: SW5030 Rev C

Prep Batch: VL080911-3
QCBatchID: VL080911-3-2
Run ID: VL080911-3A
Cleanup: NONE
Basis: As Received
File Name: C12237

Sample Aliquot: 10 ml
Final Volume: 10 ml
Result Units: UG/L
Clean DF: 1

CASNO	Target Analyte	Dilution Factor	Result	Reporting Limit	MDL	Result Qualifier	EPA Qualifier
75-71-8	DICHLORODIFLUOROMETHANE	50	50	50	8.3	U	
74-87-3	CHLOROMETHANE	50	50	50	8.3	U	
75-01-4	VINYL CHLORIDE	50	50	50	8.3	U	
74-83-9	BROMOMETHANE	50	50	50	13	U	
75-00-3	CHLOROETHANE	50	50	50	12	U	
75-69-4	TRICHLOROFLUOROMETHANE	50	50	50	8.3	U	
75-35-4	1,1-DICHLOROETHENE	50	50	50	8.3	U	
76-13-1	1,1,2-TRICHLORO-1,2,2-TRIFLUOROETH	50	50	50	8.3	U	
67-64-1	ACETONE	50	500	500	170	U	
74-88-4	IODOMETHANE	50	50	50	8.3	U	
75-15-0	CARBON DISULFIDE	50	50	50	8.3	U	
75-09-2	METHYLENE CHLORIDE	50	27	50	8.3	B,J	
156-60-5	TRANS-1,2-DICHLOROETHENE	50	50	50	8.3	U	
1634-04-4	METHYL TERTIARY BUTYL ETHER	50	50	50	12	U	
75-34-3	1,1-DICHLOROETHANE	50	50	50	8.3	U	
108-05-4	VINYL ACETATE	50	100	100	14	U	
156-59-2	CIS-1,2-DICHLOROETHENE	50	50	50	8.3	U	
78-93-3	2-BUTANONE	50	500	500	83	U	
74-97-5	BROMOCHLOROMETHANE	50	50	50	11	U	
67-66-3	CHLOROFORM	50	50	50	8.3	U	
71-55-6	1,1,1-TRICHLOROETHANE	50	50	50	8.3	U	
594-20-7	2,2-DICHLOROPROPANE	50	50	50	8.3	U	
56-23-5	CARBON TETRACHLORIDE	50	50	50	8.3	U	
563-58-6	1,1-DICHLOROPROPENE	50	50	50	8.3	U	
107-06-2	1,2-DICHLOROETHANE	50	50	50	8.3	U	
71-43-2	BENZENE	50	240	50	8.3		

Data Package ID: *VL00809076-1*

GC/MS Volatiles

Method SW8260_25B

Sample Results

Lab Name: **Paragon Analytics**
Work Order Number: 0809076
Client Name: URS
ClientProject ID: Prather Phase 1 Investigation

Field ID:	Ned Prather Spring (Dup)
Lab ID:	0809076-2

Sample Matrix: WATER
% Moisture: N/A
Date Collected: 10-Sep-08
Date Extracted: 11-Sep-08
Date Analyzed: 11-Sep-08
Prep Method: SW5030 Rev C

Prep Batch: VL080911-3
QCBatchID: VL080911-3-2
Run ID: VL080911-3A
Cleanup: NONE
Basis: As Received
File Name: C12237

Sample Aliquot: 10 ml
Final Volume: 10 ml
Result Units: UG/L
Clean DF: 1

79-01-6	TRICHLOROETHENE	50	50	50	8.3	U	
78-87-5	1,2-DICHLOROPROPANE	50	50	50	8.3	U	
74-95-3	DIBROMOMETHANE	50	50	50	9	U	
75-27-4	BROMODICHLOROMETHANE	50	50	50	8.3	U	
10061-01-5	CIS-1,3-DICHLOROPROPENE	50	50	50	8.3	U	
108-10-1	4-METHYL-2-PENTANONE	50	500	500	83	U	
108-88-3	TOLUENE	50	840	50	8.3		
10061-02-6	TRANS-1,3-DICHLOROPROPENE	50	50	50	8.3	U	
79-00-5	1,1,2-TRICHLOROETHANE	50	50	50	9.9	U	
591-78-6	2-HEXANONE	50	500	500	170	U	
127-18-4	TETRACHLOROETHENE	50	50	50	8.3	U	
142-28-9	1,3-DICHLOROPROPANE	50	50	50	9	U	
124-48-1	DIBROMOCHLOROMETHANE	50	50	50	8.3	U	
106-93-4	1,2-DIBROMOETHANE	50	50	50	8.3	U	
544-10-5	1-CHLOROHEXANE	50	50	50	14	U	
108-90-7	CHLOROBENZENE	50	50	50	8.3	U	
630-20-6	1,1,1,2-TETRACHLOROETHANE	50	50	50	8.3	U	
100-41-4	ETHYLBENZENE	50	50	50	8.3	U	
136777-61-2	M+P-XYLENE	50	2000	50	9.7		
95-47-6	O-XYLENE	50	370	50	8.3		
100-42-5	STYRENE	50	50	50	8.3	U	
75-25-2	BROMOFORM	50	50	50	8.5	U	
98-82-8	ISOPROPYLBENZENE	50	50	50	8.3	U	
96-18-4	1,2,3-TRICHLOROPROPANE	50	50	50	25	U	
79-34-5	1,1,2,2-TETRACHLOROETHANE	50	50	50	8.6	U	
108-86-1	BROMOBENZENE	50	50	50	8.4	U	
103-65-1	N-PROPYLBENZENE	50	50	50	8.3	U	
95-49-8	2-CHLOROTOLUENE	50	50	50	8.3	U	

Data Package ID: *VL00809076-1*

GC/MS Volatiles

Method SW8260_25B

Sample Results

Lab Name: **Paragon Analytics**
Work Order Number: 0809076
Client Name: URS
ClientProject ID: Prather Phase 1 Investigation

Field ID:	Ned Prather Spring (Dup)
Lab ID:	0809076-2

Sample Matrix: WATER
% Moisture: N/A
Date Collected: 10-Sep-08
Date Extracted: 11-Sep-08
Date Analyzed: 11-Sep-08
Prep Method: SW5030 Rev C

Prep Batch: VL080911-3
QCBatchID: VL080911-3-2
Run ID: VL080911-3A
Cleanup: NONE
Basis: As Received
File Name: C12237

Sample Aliquot: 10 ml
Final Volume: 10 ml
Result Units: UG/L
Clean DF: 1

108-67-8	1,3,5-TRIMETHYLBENZENE	50	140	50	8.3		
106-43-4	4-CHLOROTOLUENE	50	50	50	8.3	U	
98-06-6	TERT-BUTYLBENZENE	50	50	50	9	U	
95-63-6	1,2,4-TRIMETHYLBENZENE	50	120	50	8.3		
135-98-8	SEC-BUTYLBENZENE	50	50	50	8.3	U	
541-73-1	1,3-DICHLOROBENZENE	50	50	50	8.3	U	
99-87-6	P-ISOPROPYLTOLUENE	50	50	50	8.3	U	
106-46-7	1,4-DICHLOROBENZENE	50	50	50	8.3	U	
104-51-8	N-BUTYLBENZENE	50	50	50	8.3	U	
95-50-1	1,2-DICHLOROBENZENE	50	50	50	8.3	U	
96-12-8	1,2-DIBROMO-3-CHLOROPROPANE	50	100	100	32	U	
120-82-1	1,2,4-TRICHLOROBENZENE	50	50	50	8.3	U	
87-68-3	HEXACHLOROBUTADIENE	50	50	50	9.2	U	
91-20-3	NAPHTHALENE	50	50	50	8.6	U	
87-61-6	1,2,3-TRICHLOROBENZENE	50	50	50	10	U	

Surrogate Recovery

CASNO	Surrogate Analyte	Result	Flag	Spike Amount	Percent Recovery	Control Limits
460-00-4	4-BROMOFLUOROBENZENE	1210		1250	97	78 - 129
1868-53-7	DIBROMOFLUOROMETHANE	1370		1250	109	80 - 124
2037-26-5	TOLUENE-D8	1290		1250	103	81 - 119

Data Package ID: *VL00809076-1*

Supporting QA/QC Data

Surrogate Summary for GC/MS Volatiles

Method SW8260_25B

Lab Name: **Paragon Analytics**
Work Order Number: 0809076
Client Name: URS
ClientProject ID: Prather Phase 1 Investigation

PrepBatchID: **VL080911-3**
QC Batch ID: **VL080911-3-2**
Date Extracted: **9/11/2008**

Surrogate Compound	Control Limits Lower	Control Limits Upper
Dibromofluoromethane	80	124
Toluene-d8	81	119
4-Bromofluorobenzene	78	129
1,2-dichloroethane-d4		

Lab ID	Client Sample ID	Date Collected	Date Received	DBFM % Recovery	BZMED8 % Recovery	BR4FBZ % Recovery	12DCED4 % Recovery
0809076-5RR1	Spring 2	9/10/2008	9/11/2008	99	99	108	
0809076-1	Ned Prather Spring	9/10/2008	9/11/2008	98	109	104	
0809076-10	McKay Gulch	9/10/2008	9/11/2008	99	100	112	
0809076-11MS	Ned Prather Stock Pond DS-5	9/10/2008	9/11/2008	105	90	102	
0809076-11MSD	Ned Prather Stock Pond DS-5	9/10/2008	9/11/2008	103	82	101	
0809076-11	Ned Prather Stock Pond DS-5	9/10/2008	9/11/2008	101	101	108	
0809076-12	Trip Blank	9/10/2008	9/11/2008	95	105	106	
0809076-2	Ned Prather Spring (Dup)	9/10/2008	9/11/2008	109	103	97	
0809076-1RR1	Ned Prather Spring	9/10/2008	9/11/2008	98	97	108	
0809076-4	Ned Prather Spring Cabin	9/10/2008	9/11/2008	108	102	108	
VL080911-3LCSD	XXXXXXX	NA	XXXXXXX	96	96	102	
0809076-5	Spring 2	9/10/2008	9/11/2008	102	102	106	
0809076-6	Spring 2 DS-100	9/10/2008	9/11/2008	111	92	108	
0809076-7	Ned Prather Stock Pond	9/10/2008	9/11/2008	98	104	100	
0809076-8	Donna Stock Pond	9/10/2008	9/11/2008	97	103	110	
0809076-9	Dick Prather Cabin	9/10/2008	9/11/2008	103	101	111	
VL080911-3MB	XXXXXXX	NA	XXXXXXX	93	102	106	
VL080911-3LCS	XXXXXXX	NA	XXXXXXX	97	100	95	
0809076-3	Ned Prather Spring DS-440	9/10/2008	9/11/2008	103	102	106	

Data Package ID: *VL00809076-1*

GC/MS Volatiles

Method SW8260_25B

Laboratory Control Sample and Laboratory Control Sample Duplicate

Lab Name: **Paragon Analytics**
Work Order Number: 0809076
Client Name: URS
ClientProject ID: Prather Phase 1 Investigation

Lab ID: VL080911-3LCS

Sample Matrix: WATER
% Moisture: N/A
Date Collected: N/A
Date Extracted: 09/11/2008
Date Analyzed: 09/11/2008
Prep Method: SW5030C

Prep Batch: VL080911-3
QCBatchID: VL080911-3-2
Run ID: VL080911-3A
Cleanup: NONE
Basis: N/A
File Name: C12216

Sample Aliquot: 10 ml
Final Volume: 10 ml
Result Units: UG/L
Clean DF: 1

CASNO	Target Analyte	Spike Added	LCS Result	Reporting Limit	Result Qualifier	LCS % Rec.	Control Limits
75-35-4	1,1-DICHLOROETHENE	10	10.1	1		101	75 - 126%
71-43-2	BENZENE	10	9.81	1		98	82 - 122%
79-01-6	TRICHLOROETHENE	10	10.5	1		105	82 - 121%
108-88-3	TOLUENE	10	10.4	1		104	83 - 121%
108-90-7	CHLOROBENZENE	10	10.1	1		101	82 - 121%

Lab ID: VL080911-3LCSD

Sample Matrix: WATER
% Moisture: N/A
Date Collected: N/A
Date Extracted: 09/11/2008
Date Analyzed: 09/11/2008
Prep Method: SW5030C

Prep Batch: VL080911-3
QCBatchID: VL080911-3-2
Run ID: VL080911-3A
Cleanup: NONE
Basis: N/A
File Name: C12217

Sample Aliquot: 10 ml
Final Volume: 10 ml
Result Units: UG/L
Clean DF: 1

CASNO	Target Analyte	Spike Added	LCSD Result	Reporting Limit	Result Qualifier	LCSD % Rec.	RPD Limit	RPD
75-35-4	1,1-DICHLOROETHENE	10	9.9	1		99	20	2
71-43-2	BENZENE	10	9.65	1		97	20	2
79-01-6	TRICHLOROETHENE	10	9.98	1		100	20	6
108-88-3	TOLUENE	10	9.73	1		97	20	7
108-90-7	CHLOROBENZENE	10	8.95	1		89	20	12

Data Package ID: *VL00809076-1*

GC/MS Volatiles

Method SW8260_25B

Laboratory Control Sample and Laboratory Control Sample Duplicate

Lab Name: **Paragon Analytics**
Work Order Number: 0809076
Client Name: URS
ClientProject ID: Prather Phase 1 Investigation

Surrogate Recovery LCS/LCSD

CASNO	Target Analyte	Spike Added	LCS % Rec.	LCS Flag	LCSD % Rec.	LCSD Flag	Control Limits
460-00-4	4-BROMOFLUOROBENZENE	25	95		102		78 - 129
1868-53-7	DIBROMOFLUOROMETHANE	25	97		96		80 - 124
2037-26-5	TOLUENE-D8	25	100		96		81 - 119

Data Package ID: *VL00809076-1*

GC/MS Volatiles

Method SW8260_25B

Matrix Spike And Matrix Spike Duplicate

Lab Name: **Paragon Analytics**
Work Order Number: 0809076
Client Name: URS
ClientProject ID: Prather Phase 1 Investigation

Field ID: Ned Prather Stock Pond
LabID: 0809076-11MS

Sample Matrix: WATER
% Moisture: N/A
Date Collected: 10-Sep-08
Date Extracted: 11-Sep-08
Date Analyzed: 11-Sep-08
Prep Method: SW5030 Rev C

Prep Batch: VL080911-3
QCBatchID: VL080911-3-2
Run ID: VL080911-3A
Cleanup: NONE
Basis: As Received

Sample Aliquot: 10 ml
Final Volume: 10 ml
Result Units: UG/L
File Name: C12238

CASNO	Target Analyte	Sample Result	Samp Qual	MS Result	MS Qual	Reporting Limit	Spike Added	MS % Rec.	Control Limits
75-35-4	1,1-DICHLOROETHENE	1	U	11		1	10	110	75 - 126%
71-43-2	BENZENE	1	U	10.3		1	10	103	82 - 122%
79-01-6	TRICHLOROETHENE	1	U	10.9		1	10	109	82 - 121%
108-88-3	TOLUENE	1	U	9.16		1	10	92	83 - 121%
108-90-7	CHLOROBENZENE	1	U	8.95		1	10	90	82 - 121%

Field ID: Ned Prather Stock Pond
LabID: 0809076-11MSD

Sample Matrix: WATER
% Moisture: N/A
Date Collected: 10-Sep-08
Date Extracted: 11-Sep-08
Date Analyzed: 11-Sep-08
Prep Method: SW5030 Rev C

Prep Batch: VL080911-3
QCBatchID: VL080911-3-2
Run ID: VL080911-3A
Cleanup: NONE
Basis: As Received

Sample Aliquot: 10 ml
Final Volume: 10 ml
Result Units: UG/L
File Name: C12239

CASNO	Target Analyte	MSD Result	MSD Qual	Spike Added	MSD % Rec.	Reporting Limit	RPD Limit	RPD
75-35-4	1,1-DICHLOROETHENE	10.5		10	105	1	20	5
71-43-2	BENZENE	10.2		10	102	1	20	1
79-01-6	TRICHLOROETHENE	10.2		10	102	1	20	7
108-88-3	TOLUENE	8.94		10	89	1	20	2
108-90-7	CHLOROBENZENE	8.96		10	90	1	20	0

Data Package ID: *VL00809076-1*

GC/MS Volatiles

Method SW8260_25B
Matrix Spike And Matrix Spike Duplicate

Lab Name: **Paragon Analytics**
Work Order Number: 0809076
Client Name: URS
ClientProject ID: Prather Phase 1 Investigation

Surrogate Recovery MS/MSD

CASNO	Target Analyte	Spike Added	MS % Rec.	MS Flag	MSD % Rec.	MSD Flag	Control Limits
460-00-4	4-BROMOFLUOROBENZENE	25	102		101		78 - 129
1868-53-7	DIBROMOFLUOROMETHANE	25	105		103		80 - 124
2037-26-5	TOLUENE-D8	25	90		82		81 - 119

Data Package ID: *VL00809076-1*

Prep Batch ID: VL080911-3

Start Date: 09/11/08
Start Time: 10:35
Prep Analyst: Tyler Knaebel

End Date: 09/11/08
End Time: 21:43

Concentration Method: NONE
Extract Method: SW5030C
Initial Volume Units: ml
Final Volume Units: ml

Batch Created By: twk
Date Created: 09/11/08
Time Created: 10:40
Validated By: twk
Date Validated: 09/12/08
Time Validated: 10:52

Comments:

10mL waters

QC Batch ID: VL080911-3-1

Lab ID	QC Type	Field ID	Matrix	Date Collected	Initial Wt/Vol	Final Wt/Vol	Cleanup Method	Cleanup DF	Order Number
VL080911-3	MB	XXXXXX	WATER	XXXXXX	10	10	NONE	1	0809061
VL080911-3	LCS	XXXXXX	WATER	XXXXXX	10	10	NONE	1	0809061
VL080911-3	LCSD	XXXXXX	WATER	XXXXXX	10	10	NONE	1	0809061
0809061-10	SMP	XXXXXX	WATER	XXXXXX	10	10	NONE	1	0809061
0809061-13	SMP	XXXXXX	WATER	XXXXXX	10	10	NONE	1	0809061
0809061-5	SMP	XXXXXX	WATER	XXXXXX	10	10	NONE	1	0809061
0809061-9	SMP	XXXXXX	WATER	XXXXXX	10	10	NONE	1	0809061

QC Batch ID: VL080911-3-2

Lab ID	QC Type	Field ID	Matrix	Date Collected	Initial Wt/Vol	Final Wt/Vol	Cleanup Method	Cleanup DF	Order Number
VL080911-3	MB	XXXXXX	WATER	XXXXXX	10	10	NONE	1	0809076
VL080911-3	LCS	XXXXXX	WATER	XXXXXX	10	10	NONE	1	0809076
VL080911-3	LCSD	XXXXXX	WATER	XXXXXX	10	10	NONE	1	0809076
0809076-11	MS	Ned Prather Stock Po	WATER	9/10/2008	10	10	NONE	1	0809076
0809076-11	MSD	Ned Prather Stock Po	WATER	9/10/2008	10	10	NONE	1	0809076
0809076-1	SMP	Ned Prather Spring	WATER	9/10/2008	10	10	NONE	1	0809076
0809076-10	SMP	McKay Gulch	WATER	9/10/2008	10	10	NONE	1	0809076
0809076-11	SMP	Ned Prather Stock Po	WATER	9/10/2008	10	10	NONE	1	0809076
0809076-12	SMP	Trip Blank	WATER	9/10/2008	10	10	NONE	1	0809076
0809076-2	SMP	Ned Prather Spring (D	WATER	9/10/2008	10	10	NONE	1	0809076
0809076-3	SMP	Ned Prather Spring D	WATER	9/10/2008	10	10	NONE	1	0809076
0809076-4	SMP	Ned Prather Spring Ca	WATER	9/10/2008	10	10	NONE	1	0809076
0809076-5	SMP	Spring 2	WATER	9/10/2008	10	10	NONE	1	0809076
0809076-6	SMP	Spring 2 DS-100	WATER	9/10/2008	10	10	NONE	1	0809076
0809076-7	SMP	Ned Prather Stock Po	WATER	9/10/2008	10	10	NONE	1	0809076
0809076-8	SMP	Donna Stock Pond	WATER	9/10/2008	10	10	NONE	1	0809076
0809076-9	SMP	Dick Prather Cabin	WATER	9/10/2008	10	10	NONE	1	0809076

Prep Batch ID: VL080911-3

Start Date: 09/11/08
Start Time: 10:35
Prep Analyst: Tyler Knaebel

End Date: 09/11/08
End Time: 21:43

Concentration Method: NONE
Extract Method: SW5030C
Initial Volume Units: ml
Final Volume Units: ml

Batch Created By: twk
Date Created: 09/11/08
Time Created: 10:40
Validated By: twk
Date Validated: 09/12/08
Time Validated: 10:52

Comments:

10mL waters

QC Types

CAR	Carrier reference sample		DUP	Laboratory Duplicate
LCS	Laboratory Control Sample		LCSD	Laboratory Control Sample Duplicate
MB	Method Blank		MS	Laboratory Matrix Spike
MSD	Laboratory Matrix Spike Duplicate		REP	Sample replicate
SMP	Field Sample		SYS	Sample Yield Spike

5A

Volatile Organic GC/MS Tuning And Mass Calibration--Bromofluorobenzene (BFB)

Lab Name: **Paragon Analytics**
Work Order Number: 0809076
Client Name: URS
ClientProject ID: Prather Phase 1 Investigation

BFB Injection Date: 8/22/2008
BFB Injection Time: 10:40
Instrument ID: HPV3

Reported on: Friday, September 12, 2008

Level: Low **Column:** CAP **FileID:** C11983

m/e	Ion Abundance Criteria SW8260_25B	% Relative Abundance
50	15.0 - 40.0 percent of mass 95	20.4
75	30.0 - 60.0 percent of mass 95	39.2
95	Base peak, 100 percent of relative abundance	100
96	5.0 - 9.0 percent of mass 95	6.8
173	Less than 2.0 percent of mass 174	0
174	Greater than 50.0 percent of mass 95	92.4
175	5.0 - 9.0 percent of mass 174	7.5
176	Greater than 95.0 percent < 101.0 percent of mass 174	97.3
177	5.0 - 9.0 percent of mass 176	6.8

THIS TUNE APPLIES TO THE FOLLOWING SAMPLES, MS/MSD, BLANKS, AND STANDARDS:

Client Sample ID	Lab Sample ID	Lab File ID	Date Analyzed	Time Analyzed	QC BatchID
XXXXXXX	VOC_0.5PPBCSTD	C11986	8/22/2008	11:39	VL080822-3A
XXXXXXX	VOC_1PPBCSTD	C11987	8/22/2008	12:02	VL080822-3A
XXXXXXX	VOC_2PPBCSTD	C11988	8/22/2008	12:25	VL080822-3A
XXXXXXX	VOC_5PPBCSTD	C11989	8/22/2008	12:49	VL080822-3A
XXXXXXX	VOC_15PPBCSTD	C11992	8/22/2008	13:59	VL080822-3A
XXXXXXX	VOC_20PPBCSTD	C11994	8/22/2008	14:46	VL080822-3A
XXXXXXX	VOC_35PPBCSTD	C11996	8/22/2008	15:33	VL080822-3A
XXXXXXX	VOC_10PPBCSTD	C11999	8/22/2008	16:43	VL080822-3A
XXXXXXX	VOC_50PPBCSTD	C12000	8/22/2008	17:06	VL080822-3A
XXXXXXX	VL080822-3ICVICV	C12003	8/22/2008	18:17	VL080822-3A

Data Package ID: *VL00809076-1*

5A

Volatile Organic GC/MS Tuning And Mass Calibration--Bromofluorobenzene (BFB)

Lab Name: **Paragon Analytics**
Work Order Number: 0809076
Client Name: URS
ClientProject ID: Prather Phase 1 Investigation

BFB Injection Date: 9/11/2008
BFB Injection Time: 10:35
Instrument ID: HPV3

Reported on: Friday, September 12, 2008

Level: Low **Column:** CAP **FileID:** C12215

m/e	Ion Abundance Criteria SW8260_25B	% Relative Abundance
50	15.0 - 40.0 percent of mass 95	20.4
75	30.0 - 60.0 percent of mass 95	38.9
95	Base peak, 100 percent of relative abundance	100
96	5.0 - 9.0 percent of mass 95	6.4
173	Less than 2.0 percent of mass 174	0
174	Greater than 50.0 percent of mass 95	84.5
175	5.0 - 9.0 percent of mass 174	7
176	Greater than 95.0 percent < 101.0 percent of mass 174	96
177	5.0 - 9.0 percent of mass 176	6.7

THIS TUNE APPLIES TO THE FOLLOWING SAMPLES, MS/MSD, BLANKS, AND STANDARDS:

Client Sample ID	Lab Sample ID	Lab File ID	Date Analyzed	Time Analyzed	QC BatchID
XXXXXXX	VL080911-3LCS	C12216	9/11/2008	10:47	VL080911-3-1
XXXXXXX	VL080911-3LCS	C12216	9/11/2008	10:47	VL080911-3-2
XXXXXXX	CCV1CCV	C12216	9/11/2008	10:47	VL080911-3A
XXXXXXX	VL080911-3LCSD	C12217	9/11/2008	11:10	VL080911-3-1
XXXXXXX	VL080911-3LCSD	C12217	9/11/2008	11:10	VL080911-3-2
XXXXXXX	VL080911-3MB	C12219	9/11/2008	11:57	VL080911-3-1
XXXXXXX	VL080911-3MB	C12219	9/11/2008	11:57	VL080911-3-2
Ned Prather Spring	0809076-1	C12220	9/11/2008	12:20	VL080911-3-2
Ned Prather Stock Pond DS-500	0809076-11	C12225	9/11/2008	14:17	VL080911-3-2
Ned Prather Spring DS-440	0809076-3	C12226	9/11/2008	14:41	VL080911-3-2
Ned Prather Spring Cabin	0809076-4	C12227	9/11/2008	15:05	VL080911-3-2
Spring 2	0809076-5	C12228	9/11/2008	15:28	VL080911-3-2
Spring 2 DS-100	0809076-6	C12229	9/11/2008	15:52	VL080911-3-2
Ned Prather Stock Pond	0809076-7	C12230	9/11/2008	16:15	VL080911-3-2
Donna Stock Pond	0809076-8	C12231	9/11/2008	16:38	VL080911-3-2
Dick Prather Cabin	0809076-9	C12232	9/11/2008	17:01	VL080911-3-2
McKay Gulch	0809076-10	C12233	9/11/2008	17:25	VL080911-3-2

Data Package ID: *VL00809076-1*

5A

Volatile Organic GC/MS Tuning And Mass Calibration--Bromofluorobenzene (BFB)

Lab Name: **Paragon Analytics**
Work Order Number: 0809076
Client Name: URS
ClientProject ID: Prather Phase 1 Investigation

BFB Injection Date: 9/11/2008
BFB Injection Time: 10:35
Instrument ID: HPV3
Reported on: Friday, September 12, 2008

Level: Low **Column:** CAP **FileID:** C12215

m/e	Ion Abundance Criteria SW8260_25B	% Relative Abundance
50	15.0 - 40.0 percent of mass 95	20.4
75	30.0 - 60.0 percent of mass 95	38.9
95	Base peak, 100 percent of relative abundance	100
96	5.0 - 9.0 percent of mass 95	6.4
173	Less than 2.0 percent of mass 174	0
174	Greater than 50.0 percent of mass 95	84.5
175	5.0 - 9.0 percent of mass 174	7
176	Greater than 95.0 percent < 101.0 percent of mass 174	96
177	5.0 - 9.0 percent of mass 176	6.7

THIS TUNE APPLIES TO THE FOLLOWING SAMPLES, MS/MSD, BLANKS, AND STANDARDS:

Client Sample ID	Lab Sample ID	Lab File ID	Date Analyzed	Time Analyzed	QC BatchID
Trip Blank	0809076-12	C12234	9/11/2008	17:48	VL080911-3-2
Spring 2	0809076-5RR1	C12235	9/11/2008	18:12	VL080911-3-2
Ned Prather Spring	0809076-1RR1	C12236	9/11/2008	18:35	VL080911-3-2
Ned Prather Spring (Dup)	0809076-2	C12237	9/11/2008	18:58	VL080911-3-2
Ned Prather Stock Pond DS-500	0809076-11MS	C12238	9/11/2008	19:22	VL080911-3-2
Ned Prather Stock Pond DS-500	0809076-11MSD	C12239	9/11/2008	19:45	VL080911-3-2
XXXXXXX	0809061-5	C12241	9/11/2008	20:32	VL080911-3-1
XXXXXXX	0809061-13	C12242	9/11/2008	20:56	VL080911-3-1
XXXXXXX	0809061-9	C12243	9/11/2008	21:19	VL080911-3-1
XXXXXXX	0809061-10	C12244	9/11/2008	21:43	VL080911-3-1

Data Package ID: *VL00809076-1*

Calibration ID: 082208W
Instrument ID: HPV3
Calibration Date: 8/22/2008

Paragon Analytics

Initial Calibration Report

Analyte	FileName:	C11986.D	C11987.D	C11988.D	C11989.D	C11999.D	C11992.D	C11994.D	C11996.D	C12000.D	AvgR	%RSD		Curve Type	Higher Order Equation Corr	QuadTerm	LinearTerm	ConstTerm
	Cal LVL ID:	0.5	1	2	5	10	15	20	35	50								
fluorobenzene													ISTD	AvgRF				
dichlorodifluoromethane		0.5658	0.6642	0.6165	0.6039	0.6383	0.6077	0.6341	0.5546	0.5596	0.6050	6.33		AvgRF				
chloromethane		0.6626	0.7167	0.6730	0.6280	0.6672	0.6384	0.6534	0.6498	0.6363	0.6584	4.02	SPCC	AvgRF				
vinyl chloride		0.4868	0.4472	0.4328	0.4294	0.4619	0.4623	0.4566	0.4421	0.4141	0.4481	4.83	CCC	AvgRF				
bromomethane		0.2932	0.2919	0.2897	0.2857	0.3122	0.2819	0.3002	0.2891	0.2741	0.2909	3.73		AvgRF				
chloroethane		0.2446	0.2255	0.1988	0.1853	0.1905	0.1876	0.1908	0.1783	0.1680	0.1966	12.17		AvgRF				
trichlorofluoromethane		0.5449	0.6194	0.5632	0.5331	0.5901	0.5744	0.5839	0.5508	0.5303	0.5656	5.18		AvgRF				
ethanol		—	—	—	0.0019	0.0018	0.0016	0.0016	0.0016	0.0015 →	0.0017	7.80		AvgRF				
acrolein		0.0073	0.0104	0.0097	0.0088	0.0138	0.0101	0.0116	0.0128	0.0140	0.0110	20.73		quadratic	0.9973	0.000190	0.010144	0.000059
1,1,2-trichloro-1,2,2-trifluoroethane		0.3282	0.3971	0.3806	0.3748	0.4566	0.3802	0.3890	0.4121	0.4211	0.3933	9.02		AvgRF				
1,1-dichloroethene		0.3611	0.3475	0.3493	0.3379	0.3648	0.3493	0.3560	0.3525	0.3112	0.3477	4.55	CCC	AvgRF				
acetone		—	0.0122	0.0110	0.0093	0.0101	0.0101	0.0099	0.0098	0.0092	0.0102	9.64		AvgRF				
iodomethane		0.6082	0.7512	0.7561	0.7449	0.7752	0.7788	0.7645	0.7642	0.6920	0.7372	7.42		AvgRF				
carbon disulfide		1.2798	1.3309	1.3116	1.2842	1.4023	1.3471	1.3836	1.3559	1.2933	1.3320	3.29		AvgRF				
allyl chloride		0.1770	0.2204	0.1883	0.2094	0.2187	0.2067	0.2051	0.2004	0.1889	0.2017	7.21		AvgRF				
acetonitrile		—	—	0.0235	0.0250	0.0251	0.0247	0.0231	0.0206	0.0225	0.0235	6.91		AvgRF				
methylene chloride		0.3966	0.3972	0.3774	0.3820	0.3818	0.3652	0.3532	0.3465	0.3276	0.3697	6.37		AvgRF				
tert-butanol		—	—	0.0084	0.0099	0.0103	0.0107	0.0104	0.0098	0.0098	0.0099	7.53		AvgRF				
methyl tertiary butyl ether		0.4155	0.4381	0.4666	0.4581	0.4723	0.4752	0.4627	0.4679	0.4516	0.4564	4.19		AvgRF				
trans-1,2-dichloroethene		0.3639	0.3868	0.3539	0.3637	0.3976	0.3708	0.3917	0.3661	0.3625	0.3730	4.07		AvgRF				
acrylonitrile		0.0535	0.0539	0.0539	0.0541	0.0604	0.0585	0.0579	0.0567	0.0527	0.0557	4.89		AvgRF				
isopropyl ether		1.4456	1.6756	1.4738	1.4974	1.5402	1.5442	1.5612	1.3777	1.4215	1.5041	5.89		AvgRF				
vinyl acetate		—	0.5280	0.3809	0.3475	0.5013	0.3657	0.4407	0.3708	0.3878	0.4153	16.20		linear	0.9914		0.380806	0.010784
1,1-dichloroethane		0.7362	0.8488	0.7513	0.7976	0.9006	0.8139	0.8693	0.7745	0.7453	0.8042	7.28	SPCC	AvgRF				
chloroprene		0.4732	0.5200	0.5488	0.5398	0.5614	0.5668	0.5712	0.5553	0.5550	0.5435	5.61		AvgRF				
ethyl tert-butyl ether		0.7329	0.8769	0.8785	0.7919	0.9623	0.8812	0.9024	0.8884	0.7935	0.8564	8.18		AvgRF				
2,2-dichloropropane		0.4940	0.4640	0.4415	0.4410	0.4549	0.4255	0.4306	0.4220	0.3742	0.4386	7.50		AvgRF				
2-butanone		0.0932	0.0856	0.0855	0.0768	0.0835	0.0796	0.0813	0.0805	0.0696	0.0817	7.98		AvgRF				
cis-1,2-dichloroethene		0.3913	0.4172	0.4026	0.3908	0.4362	0.4121	0.4359	0.4238	0.3717	0.4091	5.35		AvgRF				
propionitrile		0.0204	0.0178	0.0176	0.0188	0.0199	0.0203	0.0196	0.0192	0.0181	0.0191	5.62		AvgRF				
methacrylonitrile		0.0526	0.0445	0.0466	0.0505	0.0569	0.0580	0.0594	0.0551	0.0539	0.0531	9.57		AvgRF				
bromochloromethane		0.1553	0.1765	0.1806	0.1694	0.1931	0.1690	0.1778	0.1699	0.1668	0.1731	6.09		AvgRF				
chloroform		0.6655	0.7137	0.6687	0.6653	0.7346	0.6588	0.7471	0.6861	0.6766	0.6907	4.76	CCC	AvgRF				
dibromofluoromethane		0.3837	0.4015	0.4203	0.3764	0.3872	0.3764	0.3941	0.3989	0.3485	0.3874	5.18	SUR	AvgRF				
1,1,1-trichloroethane		0.4561	0.5040	0.5136	0.4741	0.5429	0.5122	0.5146	0.5373	0.4716	0.5029	5.93		AvgRF				
carbon tetrachloride		0.4079	0.4536	0.4430	0.4338	0.4797	0.4734	0.4854	0.4597	0.4288	0.4517	5.70		AvgRF				
1,1-dichloropropene		0.4153	0.5522	0.5016	0.4693	0.5412	0.4912	0.5199	0.4986	0.4665	0.4951	8.43		AvgRF				
1,2-dichloroethane-d4		0.2502	0.2661	0.2565	0.2336	0.2365	0.2603	0.2473	0.2308	0.2166	0.2442	6.56	SUR	AvgRF				
isobutyl alcohol		0.0063	0.0062	0.0062	0.0061	0.0062	0.0061	0.0059	0.0056	0.0056	0.0060	4.46		AvgRF				
tert-amyl methyl ether		0.0954	0.0882	0.1057	0.0978	0.0991	0.1044	0.0948	0.1023	0.0901	0.0975	6.19		AvgRF				
benzene		1.4404	1.5359	1.4736	1.4310	1.5211	1.4829	1.4667	1.4307	1.3451	1.4586	3.87		AvgRF				
1,2-dichloroethane		0.2995	0.3378	0.3549	0.3279	0.3675	0.3295	0.3261	0.3298	0.3043	0.3308	6.50		AvgRF				
trichloroethene		0.3369	0.4484	0.4052	0.4101	0.4095	0.4111	0.4312	0.4143	0.3892	0.4062	7.59		AvgRF				
1,2-dichloropropane		0.4165	0.4452	0.4133	0.3939	0.4496	0.4240	0.4083	0.3954	0.3993	0.4161	4.88	CCC	AvgRF				
methyl methacrylate		0.0673	0.0795	0.0890	0.0908	0.0947	0.0938	0.0930	0.0871	0.0886	0.0871	9.99		AvgRF				
1,4-dioxane		—	—	—	0.0007	0.0007	0.0007	0.0008	0.0009	0.0009 →	0.0008	8.03		AvgRF				
dibromomethane		0.1883	0.2157	0.1959	0.1958	0.2132	0.1876	0.2000	0.1975	0.1970	0.1990	4.87		AvgRF				
bromodichloromethane		0.3988	0.4163	0.4243	0.4277	0.4507	0.4065	0.4415	0.4122	0.3894	0.4186	4.71		AvgRF				
2-chloroethyl vinyl ether		—	—	0.1246	0.1237	0.1362	0.1314	0.1329	0.1280	0.1302	0.1296	3.45		AvgRF				
cis-1,3-dichloropropene		0.4174	0.4398	0.4416	0.4452	0.5074	0.4633	0.4748	0.4890	0.4585	0.4597	6.01		AvgRF				
4-methyl-2-pentanone		0.1755	0.1747	0.1849	0.1800	0.1839	0.1781	0.1868	0.1719	0.1717	0.1786	3.15		AvgRF				
chlorobenzene-d5													ISTD	AvgRF				
toluene-d8		2.6529	2.5996	2.8273	2.6261	2.8384	2.6986	2.7060	2.6778	2.4957	2.6803	4.00	SUR	AvgRF				
toluene		3.7691	3.4511	3.7004	3.5139	3.9774	3.7751	3.5657	3.9728	3.6530	3.7087	5.03	CCC	AvgRF				
ethyl methacrylate		—	0.5662	0.5435	0.5815	0.6268	0.6413	0.5516	0.5984	0.5797	0.5861	5.88		AvgRF				
trans-1,3-dichloropropene		0.8677	0.7679	0.7893	0.8847	0.9831	0.9593	0.8756	0.9488	0.9034	0.8867	8.25		AvgRF				
1,1,2-trichloroethane		0.5392	0.5559	0.5096	0.5581	0.5715	0.5350	0.5165	0.5878	0.5094	0.5426	5.15		AvgRF				
tetrachloroethene		0.6684	0.7606	0.7950	0.8243	0.9225	0.8657	0.8057	0.7815	0.7885	0.8014	8.74		AvgRF				
2-hexanone		—	—	0.1066	0.1368	0.1577	0.1479	0.1385	0.1467	0.1377	0.1389	11.55		AvgRF				
1,3-dichloropropane		0.8493	0.7168	0.8293	0.9140	0.9809	0.8527	0.8807	0.8565	0.8178	0.8553	8.39		AvgRF				
dibromochloromethane		0.7782	0.7478	0.7296	0.7881	0.9269	0.8780	0.8214	0.9202	0.8321	0.8247	8.67		AvgRF				
1,2-dibromoethane		0.5612	0.5805	0.5901	0.6735	0.7416	0.7080	0.6202	0.7107	0.6561	0.6491	9.93		AvgRF				
1-chlorohexane		1.2498	1.3003	1.2024	1.3777	1.5312	1.4735	1.3129	1.3789	1.3885	1.3572	7.66		AvgRF				
chlorobenzene		2.3905	2.4001	2.3227	2.4091	2.7921	2.5273	2.4640	2.3342	2.3164	2.4396	6.10	SPCC	AvgRF				
ethylbenzene		3.7583	3.9080	3.6327	3.7974	4.5465	4.1700	4.0852	4.0219	3.8867	3.9785	6.81	CCC	AvgRF				
1,1,1,2-tetrachloroethane		0.6459	0.7134	0.7536	0.7936	0.9104	0.8137	0.7880	0.8449	0.8129	0.7863	9.69		AvgRF				
m+p-xylene		1.3050	1.5192	1.3454	1.3720	1.6368	1.4249	1.5357	1.4206	1.4266	1.4429	7.21		AvgRF				
o-xylene		1.3542	1.3390	1.4084	1.5215	1.7083	1.4826	1.4804	1.5372	1.4706	1.4780	7.49		AvgRF				

Operator: twk-sop525r12: Notes: 10mL water (source B) [illegible] 8/25/08

Calibration ID:	082208W
Instrument ID:	HPV3
Calibration Date:	8/22/2008

Paragon Analytics

Initial Calibration Report

Analyte	FileName: / Cal LVL ID:	C11986.D 0.5	C11987.D 1	C11988.D 2	C11989.D 5	C11999.D 10	C11992.D 15	C11994.D 20	C11996.D 35	C12000.D 50	AvgR	%RSD		Curve Type	Higher Order Equation Corr	QuadTerm	LinearTerm	ConstTerm
styrene		1.7928	1.8341	1.8910	2.0380	2.4950	2.2372	2.0810	2.2234	2.1251	2.0797	10.75		AvgRF				
bromoform		0.3474	0.3825	0.3516	0.4092	0.4409	0.4390	0.4167	0.4568	0.4306	0.4083	9.69	SPCC	AvgRF				
isopropylbenzene		3.2915	3.3450	3.2460	3.7248	4.1308	3.7623	3.3644	3.6463	3.2974	3.5343	8.49		AvgRF				
1,4-dichlorobenzene-d4													ISTD	AvgRF				
4-bromofluorobenzene		1.0938	1.1126	1.0189	1.0700	1.1034	1.1582	1.0864	1.0981	1.0578	1.0888	3.54	SUR	AvgRF				
1,1,2,2-tetrachloroethane		0.7595	0.8798	0.7845	0.8596	0.8572	0.8153	0.8150	0.8232	0.7780	0.8191	4.97	SPCC	AvgRF				
trans-1,4-dichloro-2-butene		0.1387	0.1890	0.1775	0.2004	0.1963	0.1949	0.1892	0.1887	0.1790	0.1837	10.05		AvgRF				
n-propylbenzene		5.6002	5.9087	5.5603	5.9446	6.3231	5.9470	5.8064	5.9356	5.7603	5.8651	3.85		AvgRF				
1,2,3-trichloropropane		0.1732	0.1412	0.1332	0.1424	0.1459	0.1470	0.1409	0.1473	0.1335	0.1450	8.15		AvgRF				
bromobenzene		0.9775	1.0536	1.0277	1.1987	1.1972	1.1152	1.0778	1.1094	1.0822	1.0933	6.65		AvgRF				
1,3,5-trimethylbenzene		3.4315	3.7664	3.6437	4.0722	4.2302	3.9983	3.6414	3.7454	3.7755	3.8116	6.48		AvgRF				
2-chlorotoluene		1.0768	1.2410	1.0935	1.2162	1.2497	1.2280	1.0928	1.1525	1.1502	1.1667	5.91		AvgRF				
4-chlorotoluene		0.9662	1.1340	0.9795	1.0688	1.1517	1.1491	1.1147	1.1252	1.0497	1.0821	6.55		AvgRF				
tert-butylbenzene		0.5223	0.5849	0.5582	0.5908	0.6213	0.5909	0.5936	0.6101	0.5857	0.5842	4.97		AvgRF				
1,2,4-trimethylbenzene		3.2112	3.5827	3.1249	3.8345	3.8880	3.7838	3.7298	3.8230	3.4348	3.6014	7.87		AvgRF				
sec-butylbenzene		4.9933	4.9903	4.6622	4.9353	5.1757	5.1842	5.0600	5.1262	4.7697	4.9885	3.58		AvgRF				
p-isopropyltoluene		3.6359	3.9121	3.6231	3.9618	4.0391	4.0122	3.8615	3.9025	3.7182	3.8518	4.06		AvgRF				
1,3-dichlorobenzene		1.8545	2.0467	1.9467	2.1865	2.1701	1.9998	1.9801	2.0309	1.9499	2.0184	5.28		AvgRF				
1,4-dichlorobenzene		1.9476	2.0951	1.7464	1.8396	1.9495	1.9584	1.8232	1.8871	1.8626	1.9010	5.29		AvgRF				
n-butylbenzene		3.5385	3.9254	3.4571	3.9758	4.1814	4.2337	3.9552	4.0908	3.9675	3.9250	6.75		AvgRF				
1,2-dichlorobenzene		1.5955	1.8194	1.5839	1.6912	1.8321	1.7869	1.7579	1.6791	1.6429	1.7099	5.47		AvgRF				
hexachloroethane		0.5003	0.6135	0.6465	0.6906	0.7241	0.7614	0.7164	0.7385	0.7208	0.6791	11.98		AvgRF				
1,2-dibromo-3-chloropropane		—	0.0832	0.0800	0.0975	0.1016	0.0915	0.0973	0.0960	0.0983	0.0932	8.29		AvgRF				
1,2,4-trichlorobenzene		0.8402	0.9492	1.0177	1.0772	1.1989	1.1385	1.1071	1.0808	1.1278	1.0597	10.30		AvgRF				
hexachlorobutadiene		0.6198	0.7871	0.6951	0.6883	0.7004	0.6605	0.7458	0.7360	0.6988	0.7035	6.93		AvgRF				
naphthalene		0.9874	1.0619	1.1036	1.2033	1.3034	1.2692	1.3366	1.3318	1.2576	1.2061	10.49		AvgRF				
1,2,3-trichlorobenzene		0.6896	0.8058	0.7932	0.8386	0.9256	0.8883	0.8270	0.8569	0.8072	0.8258	8.05		AvgRF				

Average RSD = 6.96

Operator: twk-sop525r12: Notes: 10mL water

mu 8/25/08

Paragon Analytics

Initial Calibration Verification

Lab Sample ID: VL080822-3ICV	**Calibration ID:** 082208W
Analysis Date: 8/22/2008	**Instrument ID:** HPV3
File Name: C12003	**Calibration Date:** 8/22/2008

		Analyte	AvgRF	CCRF	Expected Conc.	Found Conc.	%Dev. or % Drift	%Diff (Area)	RT Dev.	Curve Type
1)	ISTD	fluorobenzene						2.9	0.003	AvgRF
2)		dichlorodifluoromethane	0.6050	0.5584			-7.7		-0.004	AvgRF
3)	SPCC	chloromethane	0.6584	0.6277			-4.7		0.000	AvgRF
4)	CCC	vinyl chloride	0.4481	0.4354			-2.8		0.005	AvgRF
5)		bromomethane	0.2909	0.3004			3.3		0.001	AvgRF
6)		chloroethane	0.1966	0.1799			-8.5		0.000	AvgRF
7)		trichlorofluoromethane	0.5656	0.5857			3.6		0.004	AvgRF
8)		ethanol	0.0017	0.0014			-16.2		0.000	AvgRF
9)		acrolein			100.000	114.21	14.2		-0.005	quadratic
10)		1,1,2-trichloro-1,2,2-trifluoroethane	0.3933	0.4641			18.0		-0.003	AvgRF
11)	CCC	1,1-dichloroethene	0.3477	0.3408			-2.0		-0.001	AvgRF
12)		acetone	0.0102	0.0093			-8.7		-0.003	AvgRF
13)		iodomethane	0.7372	0.7166			-2.8		0.000	AvgRF
14)		carbon disulfide	1.3320	1.3485			1.2		0.004	AvgRF
15)		allyl chloride	0.2017	0.1987			-1.5		-0.004	AvgRF
16)		acetonitrile	0.0235	0.0225			-4.2		-0.004	AvgRF
17)		methylene chloride	0.3697	0.3406			-7.9		0.002	AvgRF
18)		tert-butanol	0.0099	0.0089			-9.6		0.002	AvgRF
19)		methyl tertiary butyl ether	0.4564	0.4215			-7.7		0.001	AvgRF
20)		trans-1,2-dichloroethene	0.3730	0.3722			-0.2		-0.001	AvgRF
21)		acrylonitrile	0.0557	0.0531			-4.7		-0.001	AvgRF
22)		isopropyl ether	1.5041	1.3682			-9.0		0.000	AvgRF
23)		vinyl acetate			10.000	9.49	-5.1		0.002	linear
24)	SPCC	1,1-dichloroethane	0.8042	0.8011			-0.4		0.002	AvgRF
25)		chloroprene	0.5435	0.5716			5.2		0.000	AvgRF
26)		ethyl tert-butyl ether	0.8564	0.8855			3.4		-0.004	AvgRF
27)		2,2-dichloropropane	0.4386	0.3831			-12.7		0.003	AvgRF
28)		2-butanone	0.0817	0.0752			-8.0		0.001	AvgRF
29)		cis-1,2-dichloroethene	0.4091	0.4140			1.2		-0.003	AvgRF
30)		propionitrile	0.0191	0.0183			-4.1		0.001	AvgRF
31)		methacrylonitrile	0.0531	0.0554			4.4		-0.001	AvgRF
32)		bromochloromethane	0.1731	0.1658			-4.3		-0.001	AvgRF
33)	CCC	chloroform	0.6907	0.6554			-5.1		0.002	AvgRF
35)		1,1,1-trichloroethane	0.5029	0.5223			3.9		-0.002	AvgRF
36)		carbon tetrachloride	0.4517	0.4609			2.0		-0.002	AvgRF
37)		1,1-dichloropropene	0.4951	0.4867			-1.7		-0.004	AvgRF
39)		isobutyl alcohol	0.0060	0.0050			-16.9		0.000	AvgRF
40)		tert-amyl methyl ether	0.0975	0.0984			0.9		-0.001	AvgRF
41)		benzene	1.4586	1.4597			0.1		0.005	AvgRF
42)		1,2-dichloroethane	0.3308	0.3361			1.6		-0.003	AvgRF
43)		trichloroethene	0.4062	0.4005			-1.4		0.002	AvgRF
44)	CCC	1,2-dichloropropane	0.4161	0.3865			-7.1		-0.002	AvgRF
45)		methyl methacrylate	0.0871	0.0830			-4.7		-0.002	AvgRF
46)		1,4-dioxane	0.0008	0.0007			-11.1		0.000	AvgRF
47)		dibromomethane	0.1990	0.2005			0.8		0.002	AvgRF
48)		bromodichloromethane	0.4186	0.4094			-2.2		0.003	AvgRF
49)		2-chloroethyl vinyl ether	0.1296	0.1324			2.2		0.003	AvgRF
50)		cis-1,3-dichloropropene	0.4597	0.4392			-4.5		0.001	AvgRF
51)		4-methyl-2-pentanone	0.1786	0.1699			-4.9		0.000	AvgRF
52)	ISTD	chlorobenzene-d5						9.3	-0.004	AvgRF
54)	CCC	toluene	3.7087	3.7000			-0.2		0.000	AvgRF
55)		ethyl methacrylate	0.5861	0.5290			-9.8		0.002	AvgRF
56)		trans-1,3-dichloropropene	0.8867	0.7967			-10.1		0.002	AvgRF
57)		1,1,2-trichloroethane	0.5426	0.5164			-4.8		0.005	AvgRF
58)		tetrachloroethene	0.8014	0.7444			-7.1		0.001	AvgRF
59)		2-hexanone	0.1389	0.1269			-8.6		-0.001	AvgRF
60)		1,3-dichloropropane	0.8553	0.7807			-8.7		0.005	AvgRF
61)		dibromochloromethane	0.8247	0.8088			-1.9		0.001	AvgRF
62)		1,2-dibromoethane	0.6491	0.6059			-6.7		0.001	AvgRF
63)		1-chlorohexane	1.3572	1.2605			-7.1		0.002	AvgRF
64)	SPCC	chlorobenzene	2.4396	2.3218			-4.8		0.002	AvgRF
65)	CCC	ethylbenzene	3.9785	3.5528			-10.7		0.002	AvgRF
66)		1,1,1,2-tetrachloroethane	0.7863	0.7791			-0.9		-0.004	AvgRF

Operator: twk-sop525r12: Source A

m 8/25/08

Paragon Analytics

Initial Calibration Verification

Lab Sample ID:	VL080822-3ICV	**Calibration ID:**	082208W
Analysis Date:	8/22/2008	**Instrument ID:**	HPV3
File Name:	C12003	**Calibration Date:**	8/22/2008

		Analyte	AvgRF	CCRF	Expected Conc.	Found Conc.	%Dev. or % Drift	%Diff (Area)	RT Dev.	Curve Type
67)		m+p-xylene	1.4429	1.4283			-1.0		0.004	AvgRF
68)		o-xylene	1.4780	1.4357			-2.9		0.003	AvgRF
69)		styrene	2.0797	2.0399			-1.9		0.001	AvgRF
70)	SPCC	bromoform	0.4083	0.4032			-1.3		-0.001	AvgRF
71)		isopropylbenzene	3.5343	3.5605			0.7		0.001	AvgRF
72)	ISTD	1,4-dichlorobenzene-d4						2.1	-0.001	AvgRF
75)	SPCC	1,1,2,2-tetrachloroethane	0.8191	0.7874			-3.9		-0.002	AvgRF
76)		trans-1,4-dichloro-2-butene	0.1837	0.1927			4.8		-0.004	AvgRF
77)		n-propylbenzene	5.8651	5.8386			-0.5		-0.004	AvgRF
78)		1,2,3-trichloropropane	0.1450	0.1383			-4.6		0.004	AvgRF
79)		bromobenzene	1.0933	1.0989			0.5		0.002	AvgRF
80)		1,3,5-trimethylbenzene	3.8116	3.7692			-1.1		-0.002	AvgRF
81)		2-chlorotoluene	1.1667	1.1630			-0.3		0.004	AvgRF
82)		4-chlorotoluene	1.0821	1.0952			1.2		0.004	AvgRF
83)		tert-butylbenzene	0.5842	0.5854			0.2		0.001	AvgRF
84)		1,2,4-trimethylbenzene	3.6014	3.5709			-0.8		0.003	AvgRF
85)		sec-butylbenzene	4.9885	5.0259			0.7		0.005	AvgRF
86)		p-isopropyltoluene	3.8518	3.8745			0.6		-0.003	AvgRF
87)		1,3-dichlorobenzene	2.0184	2.0758			2.8		-0.005	AvgRF
88)		1,4-dichlorobenzene	1.9010	1.8701			-1.6		-0.003	AvgRF
89)		n-butylbenzene	3.9250	4.0681			3.6		0.004	AvgRF
90)		1,2-dichlorobenzene	1.7099	1.6331			-4.5		0.004	AvgRF
91)		hexachloroethane	0.6791	0.6815			0.3		-0.004	AvgRF
92)		1,2-dibromo-3-chloropropane	0.0932	0.1000			7.3		0.005	AvgRF
93)		1,2,4-trichlorobenzene	1.0597	1.1006			3.9		0.002	AvgRF
94)		hexachlorobutadiene	0.7035	0.7134			1.4		0.004	AvgRF
95)		naphthalene	1.2061	1.2495			3.6		-0.003	AvgRF
96)		1,2,3-trichlorobenzene	0.8258	0.8376			1.4		-0.001	AvgRF

Operator: twk-sop525r12:

m 8/25/08

Paragon Analytics

Continuing Calibration Verificaton

Lab Sample ID:	VL080911-3CCV	Calibration ID:	082208W
Analysis Date:	9/11/2008	Instrument ID:	HPV3
File Name:	C12216	Calibration Date:	8/22/2008

		Analyte	AvgRF	CCRF	Expected Conc.	Found Conc.	%Dev. or % Drift	%Diff (Area)	RT Dev.	Curve Type
1)	ISTD	fluorobenzene						0.3	0.019	AvgRF
2)		dichlorodifluoromethane	0.6050	0.5812			-3.9		0.006	AvgRF
3)	SPCC	chloromethane	0.6584	0.6625			0.6		0.011	AvgRF
4)	CCC	vinyl chloride	0.4481	0.4468			-0.3		0.015	AvgRF
5)		bromomethane	0.2909	0.2946			1.3		0.012	AvgRF
6)		chloroethane	0.1966	0.1863			-5.2		0.020	AvgRF
7)		trichlorofluoromethane	0.5656	0.5311			-6.1		0.021	AvgRF
10)		1,1,2-trichloro-1,2,2-trifluoroethan e	0.3933	0.4291			9.1		0.024	AvgRF
11)	CCC	1,1-dichloroethene	0.3477	0.3514			1.0		0.016	AvgRF
12)		acetone	0.0102	0.0098			-3.7		0.014	AvgRF
13)		iodomethane	0.7372	0.7224			-2.0		0.010	AvgRF
14)		carbon disulfide	1.3320	1.2862			-3.4		0.026	AvgRF
17)		methylene chloride	0.3697	0.3770			2.0		0.009	AvgRF
19)		methyl tertiary butyl ether	0.4564	0.4254			-6.8		0.011	AvgRF
20)		trans-1,2-dichloroethene	0.3730	0.3547			-4.9		0.011	AvgRF
23)		vinyl acetate			10.000	9.62	-3.8		0.012	linear
24)	SPCC	1,1-dichloroethane	0.8042	0.8109			0.8		0.018	AvgRF
27)		2,2-dichloropropane	0.4386	0.4912			12.0		0.013	AvgRF
28)		2-butanone	0.0817	0.0795			-2.7		0.017	AvgRF
29)		cis-1,2-dichloroethene	0.4091	0.4233			3.5		0.017	AvgRF
32)		bromochloromethane	0.1731	0.1687			-2.5		0.016	AvgRF
33)	CCC	chloroform	0.6907	0.6507			-5.8		0.018	AvgRF
35)		1,1,1-trichloroethane	0.5029	0.5237			4.1		0.020	AvgRF
36)		carbon tetrachloride	0.4517	0.4646			2.9		0.009	AvgRF
37)		1,1-dichloropropene	0.4951	0.5213			5.3		0.017	AvgRF
41)		benzene	1.4586	1.4302			-1.9		0.015	AvgRF
42)		1,2-dichloroethane	0.3308	0.3297			-0.3		0.019	AvgRF
43)		trichloroethene	0.4062	0.4284			5.5		0.012	AvgRF
44)	CCC	1,2-dichloropropane	0.4161	0.3918			-5.8		0.019	AvgRF
47)		dibromomethane	0.1990	0.1810			-9.1		0.013	AvgRF
48)		bromodichloromethane	0.4186	0.4064			-2.9		0.013	AvgRF
50)		cis-1,3-dichloropropene	0.4597	0.4711			2.5		0.012	AvgRF
51)		4-methyl-2-pentanone	0.1786	0.1737			-2.8		0.016	AvgRF
52)	ISTD	chlorobenzene-d5						3.2	0.006	AvgRF
54)	CCC	toluene	3.7087	3.8595			4.1		0.006	AvgRF
56)		trans-1,3-dichloropropene	0.8867	0.8742			-1.4		0.013	AvgRF
57)		1,1,2-trichloroethane	0.5426	0.5090			-6.2		0.005	AvgRF
58)		tetrachloroethene	0.8014	0.8478			5.8		0.011	AvgRF
59)		2-hexanone	0.1389	0.1374			-1.1		0.015	AvgRF
60)		1,3-dichloropropane	0.8553	0.8636			1.0		0.005	AvgRF
61)		dibromochloromethane	0.8247	0.7745			-6.1		0.012	AvgRF
62)		1,2-dibromoethane	0.6491	0.6211			-4.3		0.006	AvgRF
63)		1-chlorohexane	1.3572	1.2243			-9.8		0.012	AvgRF
64)	SPCC	chlorobenzene	2.4396	2.4585			0.8		0.007	AvgRF
65)	CCC	ethylbenzene	3.9785	4.0356			1.4		0.003	AvgRF
66)		1,1,1,2-tetrachloroethane	0.7863	0.7690			-2.2		0.007	AvgRF
67)		m+p-xylene	1.4429	1.5320			6.2		0.015	AvgRF
68)		o-xylene	1.4780	1.4902			0.8		0.013	AvgRF
69)		styrene	2.0797	2.0656			-0.7		0.011	AvgRF
70)	SPCC	bromoform	0.4083	0.3921			-4.0		0.020	AvgRF
71)		isopropylbenzene	3.5343	3.3494			-5.2		0.012	AvgRF
72)	ISTD	1,4-dichlorobenzene-d4						2.4	0.010	AvgRF
75)	SPCC	1,1,2,2-tetrachloroethane	0.8191	0.7511			-8.3		0.008	AvgRF
77)		n-propylbenzene	5.8651	5.8036			-1.0		0.006	AvgRF
78)		1,2,3-trichloropropane	0.1450	0.1326			-8.5		0.014	AvgRF
79)		bromobenzene	1.0933	1.0184			-6.8		0.012	AvgRF
80)		1,3,5-trimethylbenzene	3.8116	3.6811			-3.4		0.009	AvgRF
81)		2-chlorotoluene	1.1667	1.1015			-5.6		0.015	AvgRF
82)		4-chlorotoluene	1.0821	0.9689			-10.5		0.015	AvgRF
83)		tert-butylbenzene	0.5842	0.5545			-5.1		0.005	AvgRF
84)		1,2,4-trimethylbenzene	3.6014	3.3864			-6.0		0.013	AvgRF
85)		sec-butylbenzene	4.9885	4.7129			-5.5		0.005	AvgRF
86)		p-isopropyltoluene	3.8518	3.7246			-3.3		0.011	AvgRF

Operator: twk-sop525r12:

an 9/11/08

Paragon Analytics

Continuing Calibration Verificaton

Lab Sample ID:	VL080911-3CCV	Calibration ID:	082208W
Analysis Date:	9/11/2008	Instrument ID:	HPV3
File Name:	C12216	Calibration Date:	8/22/2008

	Analyte	AvgRF	CCRF	Expected Conc.	Found Conc.	%Dev. or % Drift	%Diff (Area)	RT Dev.	Curve Type
87)	1,3-dichlorobenzene	2.0184	1.9837			-1.7		0.000	AvgRF
88)	1,4-dichlorobenzene	1.9010	1.8086			-4.9		0.008	AvgRF
89)	n-butylbenzene	3.9250	3.9023			-0.6		0.014	AvgRF
90)	1,2-dichlorobenzene	1.7099	1.6450			-3.8		0.014	AvgRF
92)	1,2-dibromo-3-chloropropane	0.0932	0.0856			-8.2		-0.001	AvgRF
93)	1,2,4-trichlorobenzene	1.0597	1.0460			-1.3		0.013	AvgRF
94)	hexachlorobutadiene	0.7035	0.6619			-5.9		0.009	AvgRF
95)	naphthalene	1.2061	1.1088			-8.1		0.007	AvgRF
96)	1,2,3-trichlorobenzene	0.8258	0.8233			-0.3		0.015	AvgRF

Nickname Filters

8260_25
8260_25Full

Operator: twk-sop525r12:

an 9/11/08

8A

Volatile Internal Standard Area Summary

Lab Name: Paragon Analytics
Date Analyzed: 9/11/2008
Work Order Number: 0809076
Time Analyzed: 10:47
Client Name: URS
ClientProject ID: Prather Phase 1 Investigation
Reported on: Friday, September 12, 2008

Instrument ID: HPV3
Lab File ID: C12216

	IS1		IS2		IS3		IS4		IS5		IS6	
	Area	RT	Area	RT	Area	RT	Area	RT	Area	RT	Area	RT
12 Hour STD	1889648	9.35	677510	12.5	563203	14.51						
Upper Limit	3779296	9.85	1355020	13	1126406	15.0						
Lower Limit	944824	8.85	338755	12	281602	14.0						
Lab Sample ID												
VL080911-3LCS	1889648	9.35	677510	12.50	563203	14.51						
VL080911-3LCSD	2207651	9.36	757695	12.50	608618	14.51						
VL080911-3MB	1867970	9.36	644200	12.50	534216	14.51						
0809076-1	1877705	9.36	670314	12.50	554998	14.51						
0809076-11	1818279	9.36	683471	12.50	526813	14.51						
0809076-3	1806779	9.36	686210	12.50	533162	14.51						
0809076-4	1726905	9.36	626328	12.50	530136	14.51						
0809076-5	1668846	9.36	682024	12.50	533446	14.51						
0809076-6	1701301	9.35	663767	12.50	534963	14.51						
0809076-7	1771456	9.36	643564	12.50	546468	14.51						
0809076-8	1847529	9.36	661753	12.50	536980	14.51						
0809076-9	1813312	9.36	682463	12.50	519365	14.51						
0809076-10	1763158	9.36	654884	12.50	511597	14.51						
0809076-12	1777380	9.36	633434	12.50	508413	14.51						
0809076-5RR1	1802260	9.35	664836	12.50	528051	14.51						
0809076-1RR1	1833611	9.36	682896	12.50	545242	14.51						
0809076-2	1675947	9.36	643133	12.50	553620	14.51						
0809076-11MS	1708904	9.36	730471	12.50	550060	14.51						
0809076-11MSD	1727766	9.36	712183	12.50	556606	14.51						

Shaded values exceed established area count limits.

LIMS Version: 6.189A

Upper Limit = + 100 percent of internal standard area.

Lower Limit = - 50 percent of internal standard area.

Supporting Raw Data

GCMS Volatile Instrument Run Log - HPV3
Paragon Analytics, Inc.

Sequence Name: C:\HPCHEM\1\SEQUENCE\082208.S
Comment: HPV3: 10mL un-htd purge: Serial Number 2749A 00096
Data Path: C:\HPchem\1\DATA\082208\
Operator:twk-sop525r12: Analysis Date: 08/22/08 [illegible]
Istd\Surr ID's (1.27655uL): ST080822-1 \ ST080822-2 Standard ID's: ST080805-4 / ST080822-3 / ST080804-30,-31,-33 (Source B)
Logbook Number: 3095 purge time: 7 min. desorb time & temp.: 1 min. @ 250° C

Vial	DataFile	Method	Sample Name	Dil.	Samp. Amt.	RA?	pH<2?	HS?	Comment
1	C11979	082208W	BLANK	1	10mL	NO	NA	NA	
2	C11980	082208W	BLANK						
3	C11981	082208W	PRIME						
4	C11982	082208W	BLANK						
100	C11983	BFB	BFB-TUNE1		1µL				[illegible] 8/25/08 ~~ST080822~~ ST080811-2 (injection @ 10:40)
1	C11984	082208W	BLANK		10 mL				
2	C11985	082208W	BLANK						
3	C11986	082208W	VOC_0.5ppb_CSTD						1.25mL (of 20ppb) to 50mL
4	C11987	082208W	VOC_1ppb_CSTD						2.5mL
5	C11988	082208W	VOC_2ppb_CSTD						5mL
6	C11989	082208W	VOC_5ppb_CSTD						12.5mL
7	C11990	082208W	VOC_10ppb_CSTD			YES			no spikes added
8	C11991	082208W	BLANK			NO			
9	C11992	082208W	VOC_15ppb_CSTD						15µL each to 50mL
10	C11993	082208W	BLANK						
11	C11994	082208W	VOC_20ppb_ISDEF						40µL each (Source B) to 100mL F.V.
12	C11995	082208W	BLANK						
13	C11996	082208W	VOC_35ppb_CSTD						35µL each to 50mL
14	C11997	082208W	BLANK						
15	C11998	082208W	BLANK						
16	C11999	082208W	VOC_10ppb_CSTD						10µL each to 50mL
17	C12000	082208W	VOC_50ppb_CSTD						50µL each to 50mL
18	C12001	082208W	BLANK						
19	C12002	082208W	BLANK						
20	C12003	082208W	VL080822-3ICS						Source A: ST080804-14 / ST080728-3,-4,-5 / ST080921-1
21	C12004	082208W	VL080822-3LCSD						20µL each to 100mL
22	C12005	082208W	BLANK						
23	C12006	082208W	VL080822-MB						
24	C12007	082208W	0808162-4				YES	NO	
25	C12008	082208W	0808162-6						
26	C12009	082208W	0808162-3						
27	C12010	082208W	0808162-5						
28	C12011	082208W	0808162-10						
29	C12012	082208W	0808162-2					YES<pea	
30	C12013	082208W	0808162-7 5X	5	10mL/50mL			YES<pea	
31	C12014	082208W	0808162-8 2X	2	25mL/50mL			YES<pea	(injection @ 22:34)

GCMS Volatile Instrument Run Log - HPV3
Paragon Analytics, Inc.

Sequence Name: C:\HPCHEM\1\SEQUENCE\091108.S
Comment: HPV3: 10mL un-htd purge: Serial Number 2749A 00096
Data Path: C:\HPchem\1\DATA\091108\
Operator:twk-sop525r12: Analysis Date: 09/11/08 ML
Istd\Surr ID's (1.27655uL): ST080822-1 \ST080822-2 Standard ID's: ST080908-1,-2,-3,-4 / ST080910-1
Logbook Number: 3095 purge time: 7 min. desorb time & temp.: 1 min. @ 250° C

Vial	DataFile	Method	Sample Name	Dil.	Samp. Amt.	RA?	pH<2?	HS?	Comment
1	C12211	082208W	BLANK	1	10mL	NO	NA	NA	
2	C12212	082208W	BLANK						
3	C12213	082208W	BLANK						
4	C12214	082208W	PRIME						
100	C12215	BFB	BFB-TUNE1		1µL				
5	C12216	082208W	VL080911-3CCS		10mL				ST080811-2 injection @ 10:35
6	C12217	082208W	VL080911-3LCSD						20µL each to 100mL
7	C12218	082208W	BLANK						
8	C12219	082208W	VL080911-3MB						
9	C12220	082208W	0809076-1			YES	YES	NO	Methylene Chloride @ 0.88ppb - All others <MDL
9	C12221	082208W	BLANK			NO	NA	NA	high targets
10	C12222	082208W	BLANK						toluene, mp-Xylene & o-Xylene >RL
11	C12223	082208W	BLANK						toluene @ 0.19ppb, mp-Xylene @ 0.67ppb - both <RL
12	C12224	082208W	0809076-12			YES	YES	NO	- ND - 0.37ppb <RL
13	C12225	082208W	0809076-11			NO			- ND - 0.20ppb <RL
14	C12226	082208W	0809076-3						All <MDL
15	C12227	082208W	0809076-4						
16	C12228	082208W	0809076-5			YES			high target
17	C12229	082208W	0809076-6			NO			
18	C12230	082208W	0809076-7						
19	C12231	082208W	0809076-8						
20	C12232	082208W	0809076-9						
21	C12233	082208W	0809076-10						
22	C12234	082208W	0809076-12						
23	C12235	082208W	0809076-5 ~~2X~~ 2.5X	2.5	20mL/50mL				All targets <MDL - Report this
24	C12236	082208W	0809076-1 50X	50	1mL/50mL				
25	C12237	082208W	0809076-2 50X	50					
26	C12238	082208W	0809076-11MS	1	10mL				20µL each to 100mL
27	C12239	082208W	0809076-11MSD	1					
28	C12240	082208W	BLANK		10mL		NA	NA	
29	C12241	082208W	0809061-5				YES	NO	
30	C12242	082208W	0809061-13						
31	C12243	082208W	0809061-9 5X	5	10mL/50mL				
32	C12244	082208W	0809061-10 4X	4	12.5mL/50mL				injection @ 21:43
33	C12245	082208W	BLANK	1	10mL		NA	NA	
34	C12246	082208W	S. White H2O	1			NA	NO	

Calibration Raw Data

BFB

Data File : C:\HPCHEM\1\DATA\082208\C11983.D
Acq On : 22 Aug 2008 10:40
Sample : BFB-TUNE1
Misc : 50ng 4-BFB (1uL direct inj.)
MS Integration Params: ettics.p
Method : C:\HPCHEM\1\METHODS\082208W.M (RTE Integrator)
Title : GC/MS Volatiles (S.O.P. 525)

Vial: 100
Operator: twk-sop525r12
Inst : CSS Instr
Multiplr: 1.00

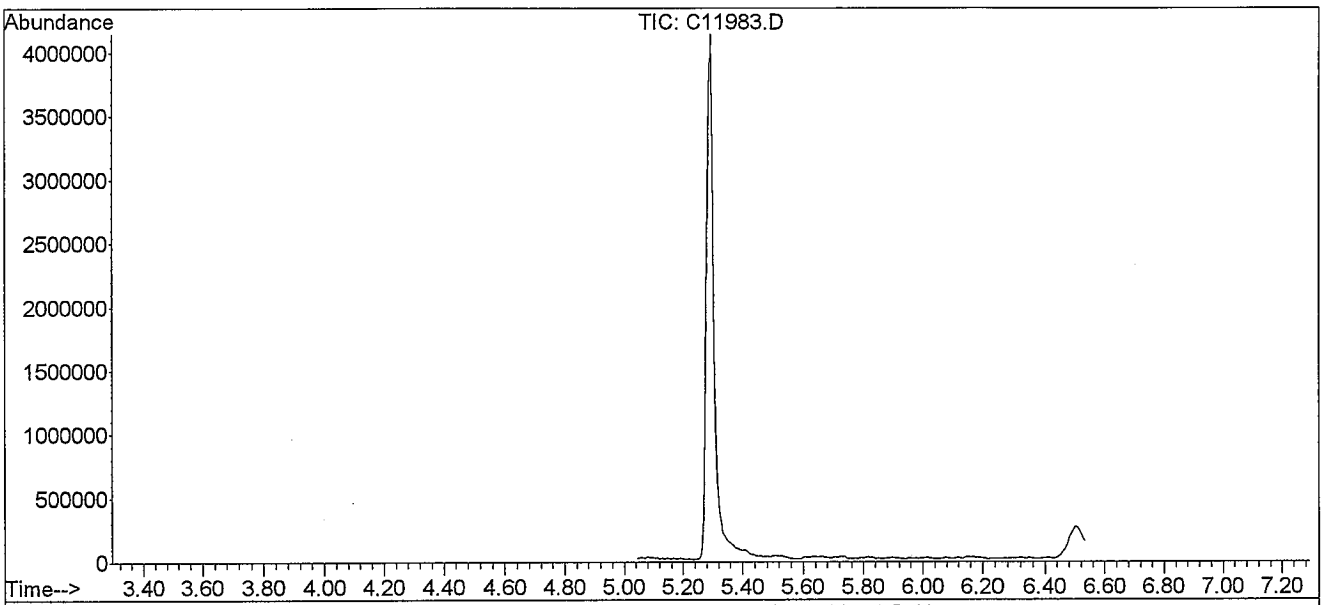

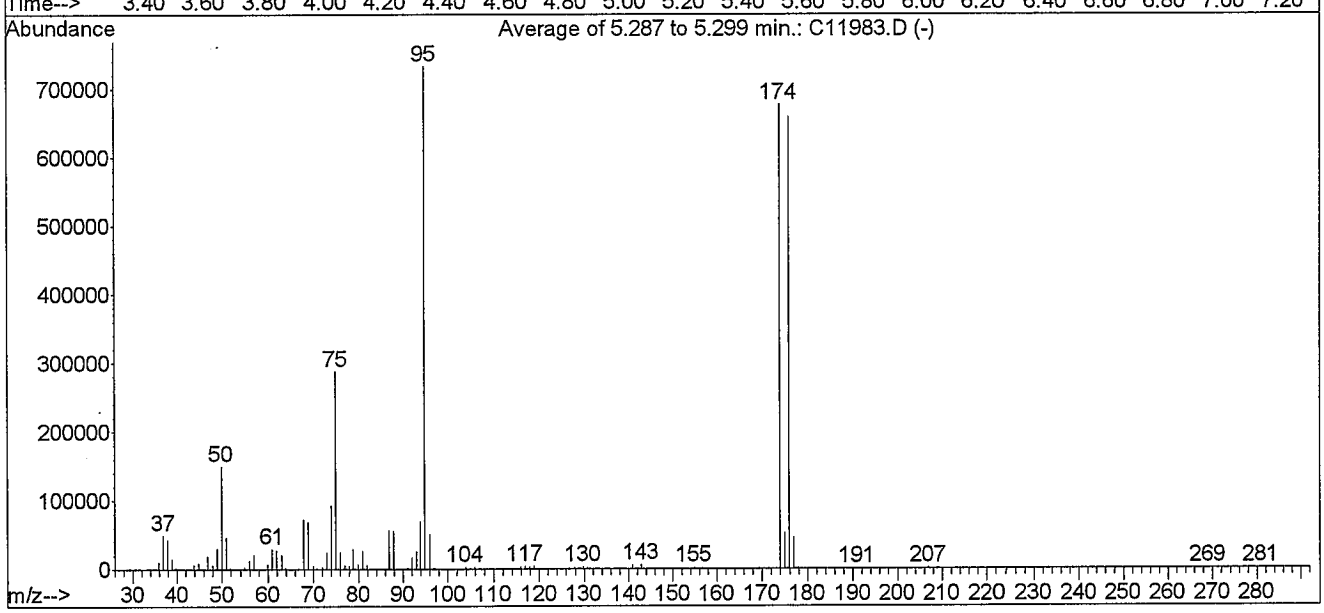

AutoFind: Scans 41, 42, 43; Background Corrected with Scan 33

Target Mass	Rel. to Mass	Lower Limit%	Upper Limit%	Rel. Abn%	Raw Abn	Result Pass/Fail
50	95	15	40	20.4	149613	PASS
75	95	30	60	39.2	287397	PASS
95	95	100	100	100.0	733461	PASS
96	95	5	9	6.8	50123	PASS
173	174	0.00	2	0.0	0	PASS
174	95	50	100	92.4	677419	PASS
175	174	5	9	7.5	50997	PASS
176	174	95	101	97.3	659349	PASS
177	176	5	9	6.8	44528	PASS

mw 8/25/08

C11983.D 082208W.M Fri Aug 22 15:55:04 2008

Quantitation Report (QT Reviewed)

Data File : C:\HPCHEM\1\DATA\082208\C11986.D Vial: 3
Acq On : 22 Aug 2008 11:39 Operator: twk-sop525r12:
Sample : VOC_0.5ppb_CSTD Inst : CSS Instr
Misc : 10mL water (source B) Multiplr: 1.00
MS Integration Params: ettics.p
Quant Time: Aug 22 12:31 2008 Quant Results File: 082208W.RES

Quant Method : C:\HPCHEM\1\METHODS\082208W.M (RTE Integrator)
Title : GC/MS Volatiles (S.O.P. 525)
Last Update : Fri Aug 22 12:28:09 2008
Response via : Initial Calibration
DataAcq Meth : 082208W

Internal Standards	R.T.	QIon	Response	Conc Units	Dev(Min)
1) Fluorobenzene	9.36	96	1926296	25.00 ppb	0.00
52) Chlorobenzene-d5	12.50	82	665398	25.00 ppb	0.00
72) 1,4-Dichlorobenzene-d4	14.51	152	546411	25.00 ppb	0.00
System Monitoring Compounds					
34) Dibromofluoromethane	8.55	113	739113	23.71 ppb	0.00
Spiked Amount 25.000	Range 80 - 124		Recovery = 94.84%		
38) 1,2-dichloroethane-d4	9.02	65	482030	23.82 ppb	-0.01
Spiked Amount 25.000	Range 62 - 139		Recovery = 95.28%		
53) Toluene-d8	11.05	98	1765221	24.26 ppb	-0.01
Spiked Amount 25.000	Range 81 - 119		Recovery = 97.04%		
73) 4-Bromofluorobenzene	13.54	95	597676	23.02 ppb	-0.01
Spiked Amount 25.000	Range 78 - 129		Recovery = 92.08%		

Target Compounds						Qvalue
2) Dichlorodifluoromethane	3.42	85	21797	0.43 ppb		98
3) Chloromethane	3.74	50	25529	0.46 ppb		91
4) Vinyl chloride	3.91	62	18755	0.49 ppb		86
5) Bromomethane	4.47	96	11295	0.47 ppb		97
6) Chloroethane	4.60	64	9424	0.57 ppb	#	69
7) Trichlorofluoromethane	4.93	101	20994	0.44 ppb		96
8) Ethanol	0.00	45	0	N.D. d		
9) Acrolein	5.60	56	2825	2.61 ppb	#	34
10) 1,1,2-Trichloro-1,2,2-trif	5.60	101	12645	0.40 ppb		90
11) 1,1-Dichloroethene	5.68	96	13910	0.51 ppb		86
12) Acetone	0.00	58	0	N.D. d		
13) Iodomethane	5.95	142	23430	0.39 ppb		98
14) Carbon Disulfide	6.04	76	49299	0.45 ppb		91
15) Allyl chloride	6.16	76	6819	0.47 ppb	#	82
16) Acetonitrile	6.22	41	11437	6.36 ppb	#	74
17) Methylene chloride	6.36	84	15279	0.46 ppb		88
18) tert-Butanol	0.00	59	0	N.D. d		
19) Methyl-t-butyl-ether	6.62	73	32012	0.92 ppb	#	86
20) trans-1,2-Dichloroethene	6.66	96	14021	0.48 ppb		70
21) Acrylonitrile	6.72	53	20621	4.67 ppb		85
22) Isopropyl ether	7.19	45	55694	0.46 ppb	#	90
23) Vinyl Acetate	0.00	43	0	N.D. d		
24) 1,1-Dichloroethane	7.23	63	28362	0.45 ppb		83
25) Chloroprene	7.32	53	18230m	0.46 ppb		
26) Ethyl tert-butyl ether	7.63	59	28234	0.44 ppb	#	85
27) 2,2-Dichloropropane	7.95	77	19033	0.52 ppb		94
28) 2-Butanone	0.00	43	0	N.D. d		
29) cis-1,2-Dichloroethene	7.98	96	15077	0.48 ppb		76
30) Propionitrile	8.14	54	7875	5.55 ppb	#	71
31) Methacrylonitrile	0.00	67	0	N.D. d		
32) Bromochloromethane	8.31	128	5982m	0.48 ppb		
33) Chloroform	8.34	83	25639	0.46 ppb		81
35) 1,1,1-Trichloroethane	8.59	97	17572	0.43 ppb		91
36) Carbon tetrachloride	8.76	117	15715	0.53 ppb		87
37) 1,1-Dichloropropene	8.79	75	15998	0.41 ppb		86
39) Isobutyl alcohol	0.00	43	0	N.D. d		
40) tert-Amyl methyl ether	0.00	87	0	N.D. d		
41) Benzene	9.04	78	55494	0.50 ppb	#	79
42) 1,2-Dichloroethane	9.12	62	11537	0.44 ppb	#	75
43) Trichloroethene	9.77	95	12981	0.42 ppb		82

(#) = qualifier out of range (m) = manual integration

m 8/25/08

Quantitation Report (QT Reviewed)

Data File : C:\HPCHEM\1\DATA\082208\C11986.D Vial: 3
Acq On : 22 Aug 2008 11:39 Operator: twk-sop525r12:
Sample : VOC_0.5ppb_CSTD Inst : CSS Instr
Misc : 10mL water (source B) Multiplr: 1.00
MS Integration Params: ettics.p
Quant Time: Aug 22 12:31 2008 Quant Results File: 082208W.RES

Quant Method : C:\HPCHEM\1\METHODS\082208W.M (RTE Integrator)
Title : GC/MS Volatiles (S.O.P. 525)
Last Update : Fri Aug 22 12:28:09 2008
Response via : Initial Calibration
DataAcq Meth : 082208W

	Compound	R.T.	QIon	Response	Conc Unit		Qvalue
44)	1,2-Dichloropropane	10.07	63	16045	0.48 ppb	#	94
45)	Methyl methacrylate	10.08	69	2593	0.37 ppb	#	32
46)	1,4-Dioxane	0.00	88	0	N.D.		
47)	Dibromomethane	10.21	93	7254	0.46 ppb		82
48)	Bromodichloromethane	10.34	83	15365	0.46 ppb		96
49)	2-Chloroethyl vinyl ether	10.62	63	4138	0.40 ppb	#	70
50)	cis-1,3-Dichloropropene	10.81	75	16080	0.43 ppb		96
51)	4-Methyl-2-Pentanone	10.92	43	27040	1.72 ppb	#	88
54)	Toluene	11.13	91	50159	0.52 ppb		93
55)	Ethyl methacrylate	0.00	69	0	N.D. d		
56)	trans-1,3-Dichloropropene	11.37	75	11547	0.47 ppb		76
57)	1,1,2-Trichloroethane	11.57	83	7175	0.50 ppb		77
58)	Tetrachloroethene	11.67	164	8895	0.44 ppb		81
59)	2-Hexanone	11.76	58	4432	1.12 ppb	#	62
60)	1,3-Dichloropropane	11.75	76	11302	0.50 ppb		93
61)	Dibromochloromethane	11.96	129	10356	0.50 ppb		82
62)	1,2-Dibromoethane	12.11	107	7469	0.45 ppb		86
63)	1-Chlorohexane	12.41	91	16629	0.50 ppb		96
64)	Chlorobenzene	12.53	112	31813	0.52 ppb		87
65)	Ethylbenzene	12.57	91	50015	0.47 ppb		86
66)	1,1,1,2-Tetrachloroethane	12.60	131	8595	0.43 ppb		96
67)	m,p-Xylene	12.67	106	34733	0.95 ppb		77
68)	o-Xylene	13.04	106	18022	0.48 ppb		72
69)	Styrene	13.07	104	23859	0.44 ppb		91
70)	Bromoform	13.29	173	4623	0.47 ppb	#	69
71)	Isopropylbenzene	13.34	105	43803	0.48 ppb		86
74)	1,1,2,2-Tetrachloroethane	13.64	83	8300	0.44 ppb	#	77
75)	trans-1,4-Dichloro-2-buten	13.69	53	1516	0.36 ppb	#	54
76)	n-Propylbenzene	13.69	91	61200	0.45 ppb		95
77)	1,2,3-Trichloropropane	13.72	110	1893	0.62 ppb	#	1
78)	Bromobenzene	13.70	156	10682	0.44 ppb		81
79)	1,3,5-Trimethylbenzene	13.82	105	37500	0.46 ppb		97
80)	2-Chlorotoluene	13.82	126	11767	0.48 ppb		92
81)	4-Chlorotoluene	13.93	126	10559	0.44 ppb		95
82)	tert-Butylbenzene	14.10	134	5708	0.46 ppb		59
83)	1,2,4-Trimethylbenzene	14.15	105	35093	0.45 ppb		99
84)	sec-Butylbenzene	14.28	105	54568	0.49 ppb		97
85)	p-Isopropyltoluene	14.38	119	39734	0.48 ppb		97
86)	1,3-Dichlorobenzene	14.46	146	20266	0.47 ppb		83
87)	1,4-Dichlorobenzene	14.53	146	21284	0.53 ppb	#	75
88)	n-Butylbenzene	14.73	91	38669	0.43 ppb		95
89)	1,2-Dichlorobenzene	14.87	146	17436	0.48 ppb		93
90)	Hexachloroethane	15.06	201	5467	0.45 ppb	#	79
91)	1,2-Dibromo-3-chloropropan	0.00	157	0	N.D. d		
92)	1,2,4-Trichlorobenzene	16.32	180	9182	0.41 ppb		90
93)	Hexachlorobutadiene	16.38	225	6773	0.46 ppb	#	67
94)	Naphthalene	16.63	128	10791	0.42 ppb		100
95)	1,2,3-Trichlorobenzene	16.88	180	7536	0.45 ppb	#	78

(#) = qualifier out of range (m) = manual integration

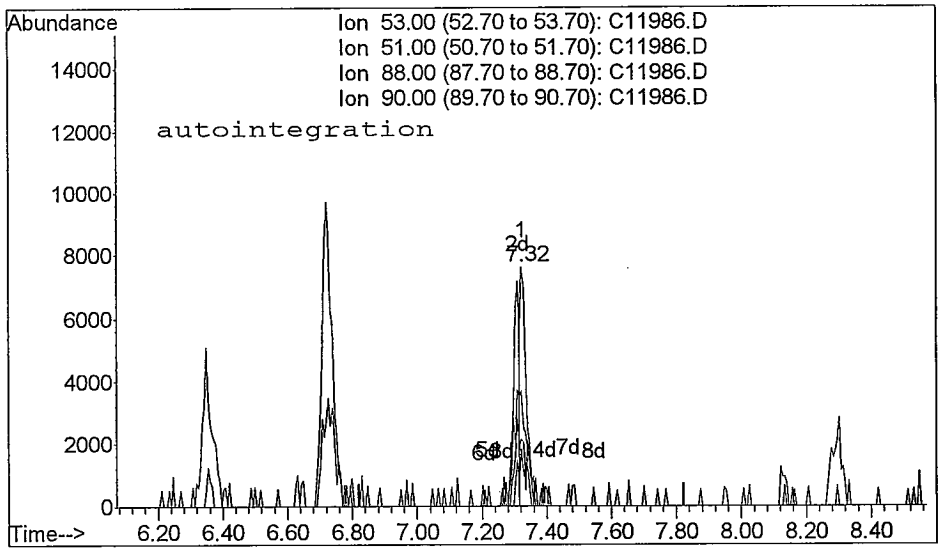

TIC: C11986.D

(25) Chloroprene
7.32min 0.22ppb
response 8800

Ion	Exp%	Act%
53.00	100	100
51.00	24.70	27.96
88.00	50.20	36.03#
90.00	16.50	23.91#

Reason for manual re-integration?

[] missed peak assignment

[] peak saturation (detector shutdown)

[] over-integrated peak's area

[x] under-integrated peak's area

[] other (_____)

initials: mu date: 8/25/08

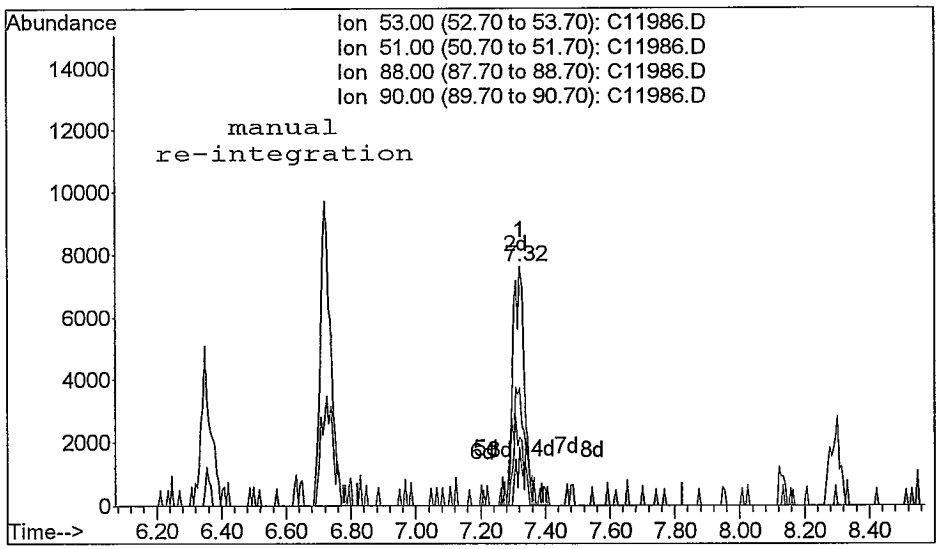

TIC: C11986.D

(25) Chloroprene
7.32min 0.46ppb m
response 18230

Ion	Exp%	Act%
53.00	100	100
51.00	24.70	27.96
88.00	50.20	48.35
90.00	16.50	23.91#

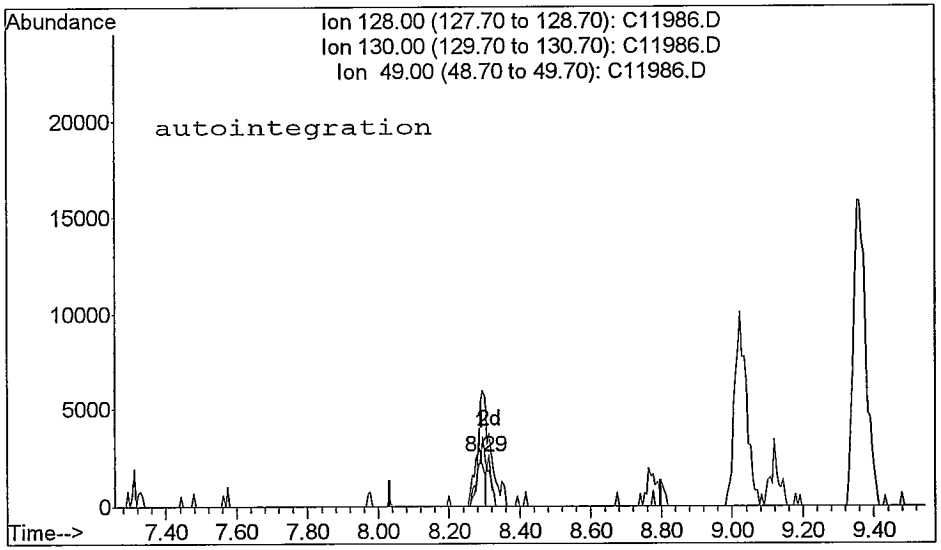

TIC: C11986.D

(32) Bromochloromethane (M)
8.29min 0.30ppb
response 3758

Ion	Exp%	Act%
128.00	100	100
130.00	123.10	84.43
49.00	224.20	215.89
0.00	0.00	0.00

Reason for manual re-integration?

[] missed peak assignment

[] peak saturation (detector shutdown)

[] over-integrated peak's area

[✓] under-integrated peak's area

[] other (_____)

initials: m date: 8 / 25 / 08

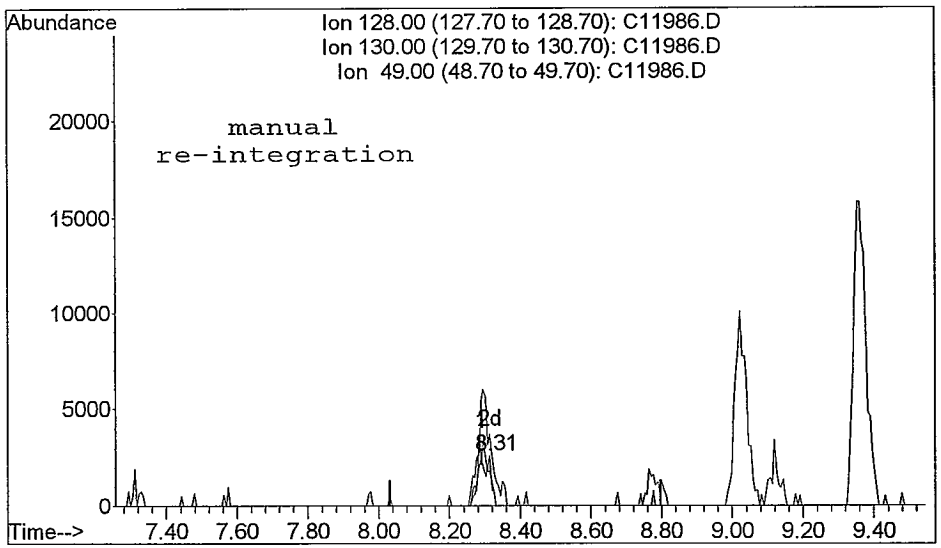

TIC: C11986.D

(32) Bromochloromethane (M)
8.31min 0.48ppb m
response 5982

Ion	Exp%	Act%
128.00	100	100
130.00	123.10	70.78#
49.00	224.20	143.41
0.00	0.00	0.00

Quantitation Report

Data File : C:\HPCHEM\1\DATA\082208\C11986.D Vial: 3
Acq On : 22 Aug 2008 11:39 Operator: twk-sop525r12:
Sample : VOC_0.5ppb_CSTD Inst : CSS Instr
Misc : 10mL water (source B) Multiplr: 1.00
MS Integration Params: ettics.p
Quant Time: Aug 22 12:31 2008 Quant Results File: 082208W.RES

Method : C:\HPCHEM\1\METHODS\082208W.M (RTE Integrator)
Title : GC/MS Volatiles (S.O.P. 525)
Last Update : Fri Aug 22 12:28:09 2008
Response via : Initial Calibration



Quantitation Report (QT Reviewed)

Data File : C:\HPCHEM\1\DATA\082208\C11987.D
Acq On : 22 Aug 2008 12:02
Sample : VOC_1ppb_CSTD
Misc : 10mL water (source B)
MS Integration Params: ettics.p
Quant Time: Aug 22 12:34 2008

Vial: 4
Operator: twk-sop525r12:
Inst : CSS Instr
Multiplr: 1.00
Quant Results File: 082208W.RES

Quant Method : C:\HPCHEM\1\METHODS\082208W.M (RTE Integrator)
Title : GC/MS Volatiles (S.O.P. 525)
Last Update : Fri Aug 22 12:32:31 2008
Response via : Initial Calibration
DataAcq Meth : 082208W

Internal Standards	R.T.	QIon	Response	Conc	Units	Dev(Min)
1) Fluorobenzene	9.36	96	1765241	25.00	ppb	0.00
52) Chlorobenzene-d5	12.50	82	664171	25.00	ppb	0.00
72) 1,4-Dichlorobenzene-d4	14.51	152	509719	25.00	ppb	0.00
System Monitoring Compounds						
34) Dibromofluoromethane	8.55	113	708661	24.98	ppb	0.00
Spiked Amount 25.000	Range 80 - 124		Recovery = 99.92%			
38) 1,2-dichloroethane-d4	9.02	65	469731	25.67	ppb	-0.01
Spiked Amount 25.000	Range 62 - 139		Recovery = 102.68%			
53) Toluene-d8	11.05	98	1726559	23.83	ppb	-0.01
Spiked Amount 25.000	Range 81 - 119		Recovery = 95.32%			
73) 4-Bromofluorobenzene	13.54	95	567090	23.67	ppb	0.00
Spiked Amount 25.000	Range 78 - 129		Recovery = 94.68%			

Target Compounds							Qvalue
2) Dichlorodifluoromethane	3.42	85	46899	1.04	ppb		92
3) Chloromethane	3.74	50	50607	1.01	ppb		97
4) Vinyl chloride	3.92	62	31579	0.90	ppb		88
5) Bromomethane	4.47	96	20610	0.96	ppb		79
6) Chloroethane	4.60	64	15925	1.03	ppb		92
7) Trichlorofluoromethane	4.94	101	43739	1.01	ppb		81
8) Ethanol	5.20	45	4778	46.65	ppb	#	39
9) Acrolein	5.59	56	7345	7.68	ppb	#	68
10) 1,1,2-Trichloro-1,2,2-trif	5.60	101	28040	0.99	ppb		88
11) 1,1-Dichloroethene	5.68	96	24536	0.97	ppb		95
12) Acetone	5.79	58	3446	5.00	ppb		28
13) Iodomethane	5.93	142	53042	1.01	ppb		94
14) Carbon Disulfide	6.03	76	93974	0.95	ppb	#	88
15) Allyl chloride	6.16	76	15564	1.19	ppb	#	95
16) Acetonitrile	6.22	41	20810	12.61	ppb	#	84
17) Methylene chloride	6.35	84	28044	1.00	ppb		89
18) tert-Butanol	0.00	59	0	N.D.	d		
19) Methyl-t-butyl-ether	6.62	73	61870	1.92	ppb	#	91
20) trans-1,2-Dichloroethene	6.66	96	27309	1.05	ppb		76
21) Acrylonitrile	6.72	53	38031	9.33	ppb		87
22) Isopropyl ether	7.17	45	118311	1.07	ppb		100
23) Vinyl Acetate	7.21	43	37279	0.91	ppb	#	88
24) 1,1-Dichloroethane	7.24	63	59930	1.06	ppb		88
25) Chloroprene	7.32	53	36717	1.02	ppb	#	83
26) Ethyl tert-butyl ether	7.64	59	61916	1.06	ppb	#	88
27) 2,2-Dichloropropane	7.95	77	32766	0.97	ppb		95
28) 2-Butanone	7.99	43	24166	3.93	ppb	#	87
29) cis-1,2-Dichloroethene	7.98	96	29458	1.04	ppb		82
30) Propionitrile	8.14	54	12563	9.27	ppb		97
31) Methacrylonitrile	8.28	67	3139	0.79	ppb	#	43
32) Bromochloromethane	8.30	128	12462	1.11	ppb		74
33) Chloroform	8.34	83	50393	1.00	ppb		95
35) 1,1,1-Trichloroethane	8.58	97	35584	0.95	ppb		98
36) Carbon tetrachloride	8.76	117	32025	1.15	ppb		97
37) 1,1-Dichloropropene	8.78	75	38988	1.10	ppb		93
39) Isobutyl alcohol	8.81	43	8723	21.09	ppb	#	87
40) tert-Amyl methyl ether	9.07	87	6225	0.90	ppb	#	52
41) Benzene	9.04	78	108449	1.07	ppb		93
42) 1,2-Dichloroethane	9.11	62	23855	1.00	ppb		90
43) Trichloroethene	9.76	95	31659	1.15	ppb		95

(#) = qualifier out of range (m) = manual integration

aw 8/25/08

Quantitation Report (QT Reviewed)

Data File : C:\HPCHEM\1\DATA\082208\C11987.D
Acq On : 22 Aug 2008 12:02
Sample : VOC_1ppb_CSTD
Misc : 10mL water (source B)
MS Integration Params: ettics.p
Quant Time: Aug 22 12:34 2008

Vial: 4
Operator: twk-sop525r12:
Inst : CSS Instr
Multiplr: 1.00
Quant Results File: 082208W.RES

Quant Method : C:\HPCHEM\1\METHODS\082208W.M (RTE Integrator)
Title : GC/MS Volatiles (S.O.P. 525)
Last Update : Fri Aug 22 12:32:31 2008
Response via : Initial Calibration
DataAcq Meth : 082208W

	Compound	R.T.	QIon	Response	Conc Unit		Qvalue
44)	1,2-Dichloropropane	10.07	63	31432	1.02 ppb	#	81
45)	Methyl methacrylate	10.08	69	5612	0.92 ppb	#	38
46)	1,4-Dioxane	0.00	88	0	N.D. d		
47)	Dibromomethane	10.22	93	15228	1.07 ppb		86
48)	Bromodichloromethane	10.33	83	29394	0.96 ppb		97
49)	2-Chloroethyl vinyl ether	10.61	63	4776m	0.50 ppb		
50)	cis-1,3-Dichloropropene	10.81	75	31054	0.90 ppb		96
51)	4-Methyl-2-Pentanone	10.93	43	49338	3.47 ppb	#	88
54)	Toluene	11.12	91	91686	0.95 ppb		94
55)	Ethyl methacrylate	11.35	69	15042	1.01 ppb	#	74
56)	trans-1,3-Dichloropropene	11.37	75	20402	0.82 ppb		93
57)	1,1,2-Trichloroethane	11.57	83	14768	1.02 ppb		84
58)	Tetrachloroethene	11.67	164	20208	1.00 ppb		87
59)	2-Hexanone	11.76	58	9082	2.42 ppb		93
60)	1,3-Dichloropropane	11.75	76	19044	0.84 ppb		86
61)	Dibromochloromethane	11.96	129	19867	0.95 ppb		85
62)	1,2-Dibromoethane	12.11	107	15422	0.95 ppb		94
63)	1-Chlorohexane	12.42	91	34546	1.04 ppb		90
64)	Chlorobenzene	12.53	112	63763	1.05 ppb		95
65)	Ethylbenzene	12.57	91	103822	0.98 ppb		96
66)	1,1,1,2-Tetrachloroethane	12.59	131	18954	0.96 ppb		92
67)	m,p-Xylene	12.67	106	80719	2.20 ppb		83
68)	o-Xylene	13.04	106	35574	0.95 ppb		97
69)	Styrene	13.07	104	48726	0.90 ppb		97
70)	Bromoform	13.29	173	10161	1.03 ppb	#	86
71)	Isopropylbenzene	13.34	105	88867	0.96 ppb		96
74)	1,1,2,2-Tetrachloroethane	13.64	83	17939	1.02 ppb		85
75)	trans-1,4-Dichloro-2-buten	13.68	53	3853	1.02 ppb	#	31
76)	n-Propylbenzene	13.69	91	120472	0.96 ppb		92
77)	1,2,3-Trichloropropane	13.72	110	2878	0.96 ppb	#	1
78)	Bromobenzene	13.69	156	21482	0.97 ppb		85
79)	1,3,5-Trimethylbenzene	13.82	105	76792	1.02 ppb		92
80)	2-Chlorotoluene	13.82	126	25303	1.10 ppb		74
81)	4-Chlorotoluene	13.92	126	23121	1.04 ppb		95
82)	tert-Butylbenzene	14.11	134	11925	1.04 ppb		88
83)	1,2,4-Trimethylbenzene	14.15	105	73047	1.01 ppb		81
84)	sec-Butylbenzene	14.28	105	101745	0.97 ppb		96
85)	p-Isopropyltoluene	14.38	119	79762	1.04 ppb		98
86)	1,3-Dichlorobenzene	14.46	146	41730	1.06 ppb		93
87)	1,4-Dichlorobenzene	14.53	146	42717	1.14 ppb	#	78
88)	n-Butylbenzene	14.72	91	80034	0.97 ppb		96
89)	1,2-Dichlorobenzene	14.86	146	37096	1.09 ppb		94
90)	Hexachloroethane	15.06	201	12508	1.10 ppb		90
91)	1,2-Dibromo-3-chloropropan	15.56	157	1696	0.91 ppb	#	67
92)	1,2,4-Trichlorobenzene	16.32	180	19352	0.94 ppb		82
93)	Hexachlorobutadiene	16.38	225	16049	1.15 ppb		98
94)	Naphthalene	16.63	128	21650	0.91 ppb		100
95)	1,2,3-Trichlorobenzene	16.87	180	16429	1.05 ppb		96

(#) = qualifier out of range (m) = manual integration

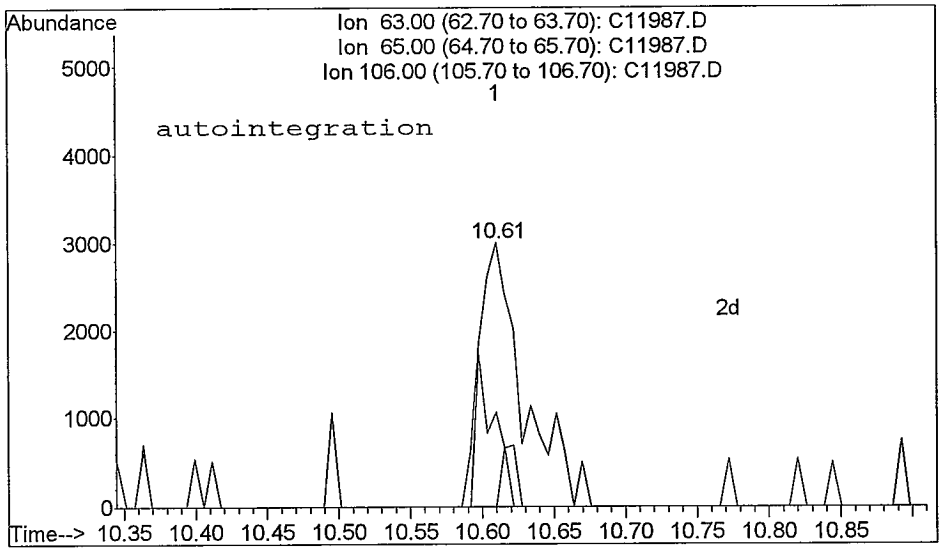

TIC: C11987.D

(49) 2-Chloroethyl vinyl ether (T)
10.61min 0.66ppb
response 6283

Ion	Exp%	Act%
63.00	100	100
65.00	36.60	35.21
106.00	20.00	0.00#
0.00	0.00	0.00

Reason for manual re-integration?

[] missed peak assignment

[] peak saturation (detector shutdown)

[X] over-integrated peak's area

[] under-integrated peak's area

[] other (_____)

initials: ML date: 8/25/08

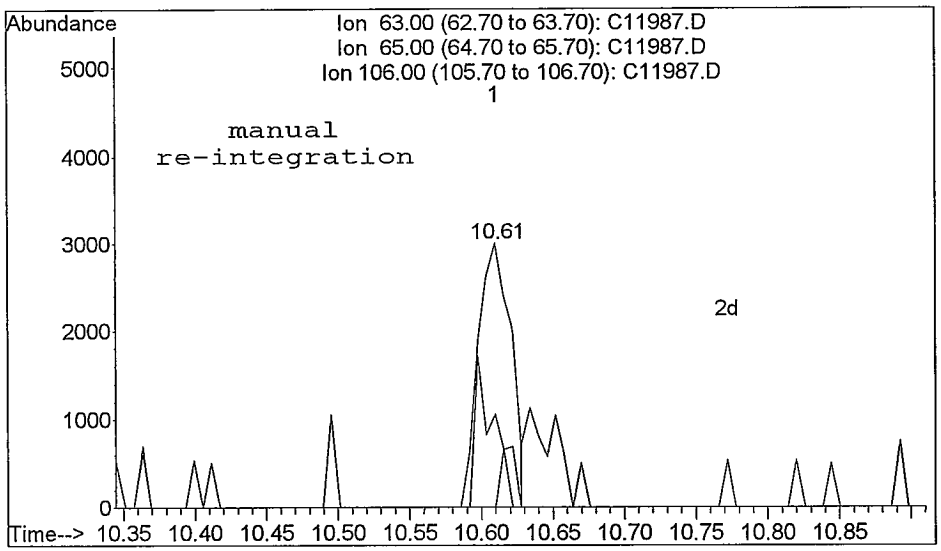

TIC: C11987.D

(49) 2-Chloroethyl vinyl ether (T)
10.61min 0.50ppb m
response 4776

Ion	Exp%	Act%
63.00	100	100
65.00	36.60	35.21
106.00	20.00	0.00#
0.00	0.00	0.00

Quantitation Report

Data File : C:\HPCHEM\1\DATA\082208\C11987.D Vial: 4
Acq On : 22 Aug 2008 12:02 Operator: twk-sop525r12:
Sample : VOC_1ppb_CSTD Inst : CSS Instr
Misc : 10mL water (source B) Multiplr: 1.00
MS Integration Params: ettics.p
Quant Time: Aug 22 12:34 2008 Quant Results File: 082208W.RES

Method : C:\HPCHEM\1\METHODS\082208W.M (RTE Integrator)
Title : GC/MS Volatiles (S.O.P. 525)
Last Update : Fri Aug 22 12:32:31 2008
Response via : Initial Calibration



Quantitation Report (QT Reviewed)

Data File : C:\HPCHEM\1\DATA\082208\C11988.D Vial: 5
Acq On : 22 Aug 2008 12:25 Operator: twk-sop525r12:
Sample : VOC_2ppb_CSTD Inst : CSS Instr
Misc : 10mL water (source B) Multiplr: 1.00
MS Integration Params: ettics.p
Quant Time: Aug 22 13:14 2008 Quant Results File: 082208W.RES

Quant Method : C:\HPCHEM\1\METHODS\082208W.M (RTE Integrator)
Title : GC/MS Volatiles (S.O.P. 525)
Last Update : Fri Aug 22 12:35:25 2008
Response via : Initial Calibration
DataAcq Meth : 082208W

Internal Standards	R.T.	QIon	Response	Conc	Units		Dev(Min)
1) Fluorobenzene	9.36	96	1869554	25.00	ppb		0.00
52) Chlorobenzene-d5	12.50	82	710901	25.00	ppb		0.00
72) 1,4-Dichlorobenzene-d4	14.51	152	563981	25.00	ppb		0.00
System Monitoring Compounds							
34) Dibromofluoromethane	8.55	113	785834	26.24	ppb		0.00
Spiked Amount 25.000	Range 80 - 124		Recovery = 104.96%				
38) 1,2-dichloroethane-d4	9.02	65	479553	24.86	ppb		-0.01
Spiked Amount 25.000	Range 62 - 139		Recovery = 99.44%				
53) Toluene-d8	11.05	98	2009955	26.22	ppb		-0.01
Spiked Amount 25.000	Range 81 - 119		Recovery = 104.88%				
73) 4-Bromofluorobenzene	13.54	95	574621	21.68	ppb		-0.01
Spiked Amount 25.000	Range 78 - 129		Recovery = 86.72%				
Target Compounds							Qvalue
2) Dichlorodifluoromethane	3.42	85	92205	1.95	ppb		91
3) Chloromethane	3.74	50	100650	1.91	ppb		94
4) Vinyl chloride	3.91	62	64737	1.78	ppb		92
5) Bromomethane	4.46	96	43330	1.94	ppb		90
6) Chloroethane	4.61	64	29726	1.85	ppb		88
7) Trichlorofluoromethane	4.92	101	84239	1.84	ppb		94
8) Ethanol	5.18	45	7222m	55.93	ppb		
9) Acrolein	5.60	56	14517	14.42	ppb		92
10) 1,1,2-Trichloro-1,2,2-trif	5.60	101	56929	1.90	ppb		86
11) 1,1-Dichloroethene	5.68	96	52247	1.98	ppb		87
12) Acetone	5.78	58	6575	8.96	ppb		69
13) Iodomethane	5.95	142	113092	2.06	ppb		96
14) Carbon Disulfide	6.03	76	196163	1.88	ppb		93
15) Allyl chloride	6.16	76	28163	1.99	ppb	#	90
16) Acetonitrile	6.22	41	35111	19.66	ppb		87
17) Methylene chloride	6.35	84	56448	1.98	ppb		93
18) tert-Butanol	0.00	59	0	N.D.	d		
19) Methyl-t-butyl-ether	6.62	73	139559	4.13	ppb		92
20) trans-1,2-Dichloroethene	6.66	96	52933	1.93	ppb		97
21) Acrylonitrile	6.72	53	80639	18.90	ppb		92
22) Isopropyl ether	7.17	45	220430	1.90	ppb	#	96
23) Vinyl Acetate	7.21	43	56967	1.33	ppb		98
24) 1,1-Dichloroethane	7.23	63	112361	1.87	ppb		95
25) Chloroprene	7.33	53	82085	2.15	ppb		97
26) Ethyl tert-butyl ether	7.63	59	131396	2.11	ppb	#	89
27) 2,2-Dichloropropane	7.97	77	66040	1.88	ppb	#	80
28) 2-Butanone	7.98	43	51171	7.98	ppb	#	87
29) cis-1,2-Dichloroethene	7.98	96	60222	2.01	ppb		79
30) Propionitrile	8.14	54	26320	18.60	ppb	#	76
31) Methacrylonitrile	8.30	67	6975	1.73	ppb		82
32) Bromochloromethane	8.29	128	27018	2.20	ppb		87
33) Chloroform	8.34	83	100012	1.88	ppb		96
35) 1,1,1-Trichloroethane	8.59	97	76823	1.96	ppb		84
36) Carbon tetrachloride	8.76	117	66254	2.20	ppb	#	92
37) 1,1-Dichloropropene	8.78	75	75027	1.99	ppb		88
39) Isobutyl alcohol	8.81	43	18542	43.43	ppb	#	78
40) tert-Amyl methyl ether	9.09	87	15802m	2.23	ppb		
41) Benzene	9.04	78	220400	2.03	ppb		96
42) 1,2-Dichloroethane	9.12	62	53078	2.11	ppb		91
43) Trichloroethene	9.76	95	60605	2.05	ppb		92

(#) = qualifier out of range (m) = manual integration

mr 8/25/08

Quantitation Report (QT Reviewed)

Data File : C:\HPCHEM\1\DATA\082208\C11988.D Vial: 5
Acq On : 22 Aug 2008 12:25 Operator: twk-sop525r12:
Sample : VOC_2ppb_CSTD Inst : CSS Instr
Misc : 10mL water (source B) Multiplr: 1.00
MS Integration Params: ettics.p
Quant Time: Aug 22 13:14 2008 Quant Results File: 082208W.RES

Quant Method : C:\HPCHEM\1\METHODS\082208W.M (RTE Integrator)
Title : GC/MS Volatiles (S.O.P. 525)
Last Update : Fri Aug 22 12:35:25 2008
Response via : Initial Calibration
DataAcq Meth : 082208W

	Compound	R.T.	QIon	Response	Conc Unit		Qvalue
44)	1,2-Dichloropropane	10.07	63	61813	1.89 ppb		98
45)	Methyl methacrylate	10.08	69	13312m	2.08 ppb		
46)	1,4-Dioxane	0.00	88	0	N.D. d		
47)	Dibromomethane	10.21	93	29303	1.94 ppb		88
48)	Bromodichloromethane	10.34	83	63458	1.97 ppb		99
49)	2-Chloroethyl vinyl ether	10.61	63	18640	1.95 ppb	#	79
50)	cis-1,3-Dichloropropene	10.81	75	66044	1.84 ppb		97
51)	4-Methyl-2-Pentanone	10.92	43	110606	7.54 ppb		94
54)	Toluene	11.13	91	210448	2.05 ppb		97
55)	Ethyl methacrylate	11.35	69	30912m	1.94 ppb		
56)	trans-1,3-Dichloropropene	11.38	75	44891	1.73 ppb		81
57)	1,1,2-Trichloroethane	11.58	83	28981	1.88 ppb		80
58)	Tetrachloroethene	11.67	164	45215	2.08 ppb		98
59)	2-Hexanone	11.75	58	24256	6.31 ppb		90
60)	1,3-Dichloropropane	11.75	76	47166	1.97 ppb		90
61)	Dibromochloromethane	11.96	129	41492	1.85 ppb		90
62)	1,2-Dibromoethane	12.11	107	33561	1.91 ppb		91
63)	1-Chlorohexane	12.42	91	68383	1.91 ppb		96
64)	Chlorobenzene	12.53	112	132096	2.01 ppb		92
65)	Ethylbenzene	12.57	91	206598	1.83 ppb		100
66)	1,1,1,2-Tetrachloroethane	12.59	131	42860	2.02 ppb		91
67)	m,p-Xylene	12.67	106	153032	3.84 ppb		100
68)	o-Xylene	13.04	106	80096	2.00 ppb		89
69)	Styrene	13.06	104	107543	1.86 ppb		94
70)	Bromoform	13.29	173	19997	1.87 ppb	#	95
71)	Isopropylbenzene	13.34	105	184609	1.86 ppb		96
74)	1,1,2,2-Tetrachloroethane	13.64	83	35395	1.83 ppb	#	91
75)	trans-1,4-Dichloro-2-buten	13.69	53	8007	1.91 ppb	#	79
76)	n-Propylbenzene	13.69	91	250872	1.81 ppb		99
77)	1,2,3-Trichloropropane	13.70	110	6009	1.82 ppb		38
78)	Bromobenzene	13.70	156	46370	1.89 ppb		93
79)	1,3,5-Trimethylbenzene	13.82	105	164400	1.95 ppb		99
80)	2-Chlorotoluene	13.82	126	49336	1.90 ppb		99
81)	4-Chlorotoluene	13.91	126	44193	1.79 ppb		98
82)	tert-Butylbenzene	14.10	134	25185	1.97 ppb		85
83)	1,2,4-Trimethylbenzene	14.15	105	140991	1.75 ppb		93
84)	sec-Butylbenzene	14.28	105	210350	1.80 ppb		99
85)	p-Isopropyltoluene	14.38	119	163470	1.91 ppb		93
86)	1,3-Dichlorobenzene	14.46	146	87830	2.01 ppb		95
87)	1,4-Dichlorobenzene	14.53	146	78794	1.87 ppb	#	86
88)	n-Butylbenzene	14.72	91	155978	1.69 ppb		98
89)	1,2-Dichlorobenzene	14.87	146	71465	1.89 ppb		90
90)	Hexachloroethane	15.06	201	29170	2.26 ppb		86
91)	1,2-Dibromo-3-chloropropan	15.56	157	3610	1.76 ppb		74
92)	1,2,4-Trichlorobenzene	16.32	180	45919	2.03 ppb		96
93)	Hexachlorobutadiene	16.39	225	31362	1.96 ppb		81
94)	Naphthalene	16.61	128	49792	1.92 ppb		100
95)	1,2,3-Trichlorobenzene	16.87	180	35786	2.07 ppb		99

(#) = qualifier out of range (m) = manual integration

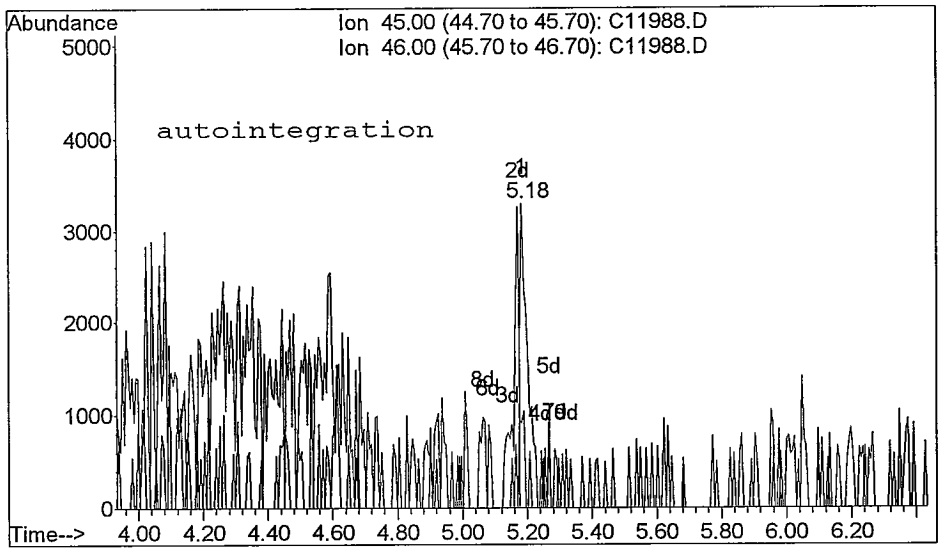

TIC: C11988.D

(8) Ethanol
5.18min 36.03ppb
response 4653

Ion	Exp%	Act%
45.00	100	100
46.00	35.80	27.67#
0.00	0.00	0.00
0.00	0.00	0.00

Reason for manual re-integration?

[] missed peak assignment

[] peak saturation (detector shutdown)

[] over-integrated peak's area

[X] under-integrated peak's area

[] other (_____)

initials: mu date: 8 / 25 / 08

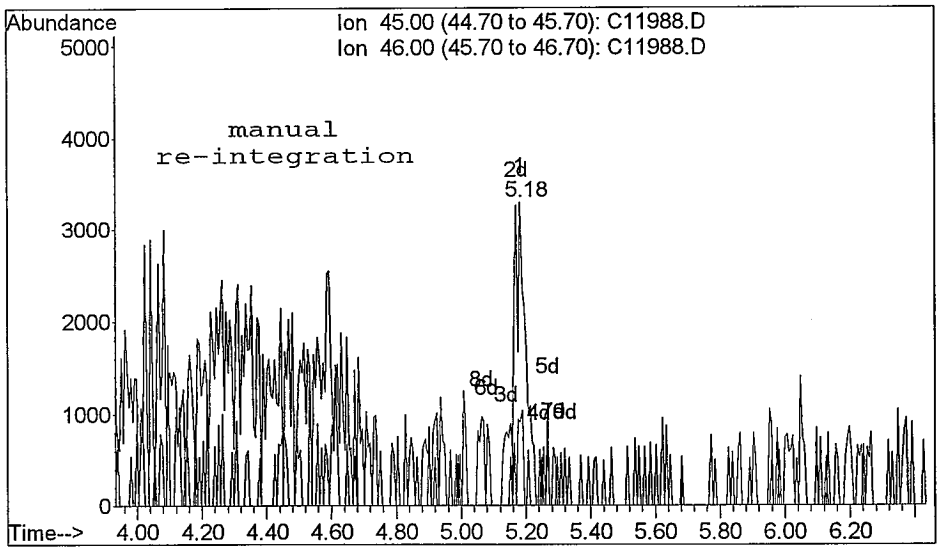

TIC: C11988.D

(8) Ethanol
5.18min 55.93ppb m
response 7222

Ion	Exp%	Act%
45.00	100	100
46.00	35.80	27.67#
0.00	0.00	0.00
0.00	0.00	0.00

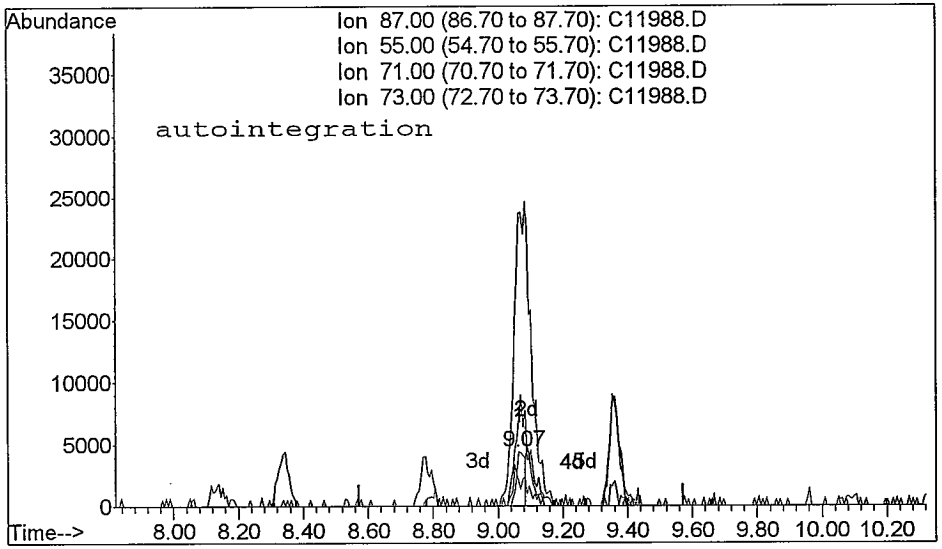

TIC: C11988.D

(40) tert-Amyl methyl ether
9.07min 1.28ppb
response 9080

Ion	Exp%	Act%
87.00	100	100
55.00	128.70	162.63#
71.00	44.60	46.22
73.00	492.50	513.15

Reason for manual re-integration?

[] missed peak assignment

[] peak saturation (detector shutdown)

[] over-integrated peak's area

[X] under-integrated peak's area

[] other (_____)

initials: au date: 8/25/08

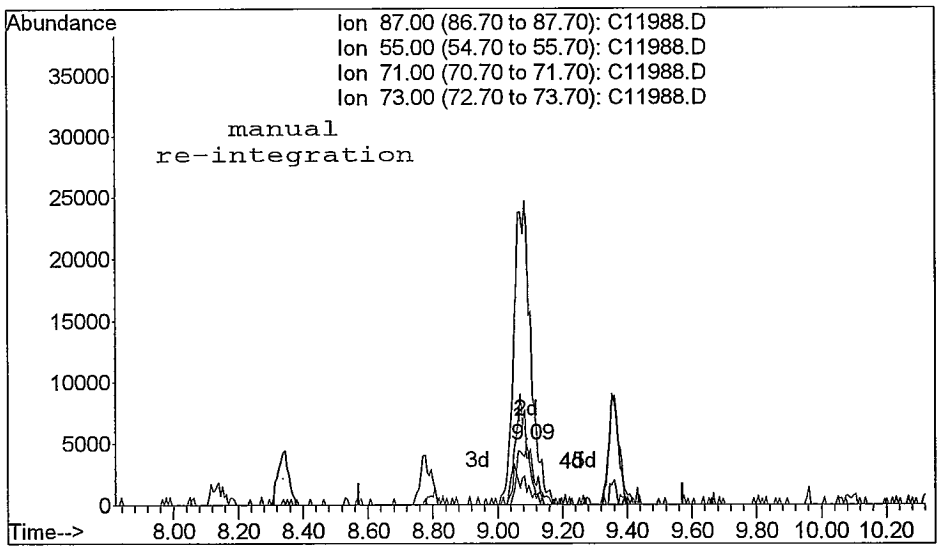

TIC: C11988.D

(40) tert-Amyl methyl ether
9.09min 2.23ppb m
response 15802

Ion	Exp%	Act%
87.00	100	100
55.00	128.70	77.58#
71.00	44.60	19.93#
73.00	492.50	459.09

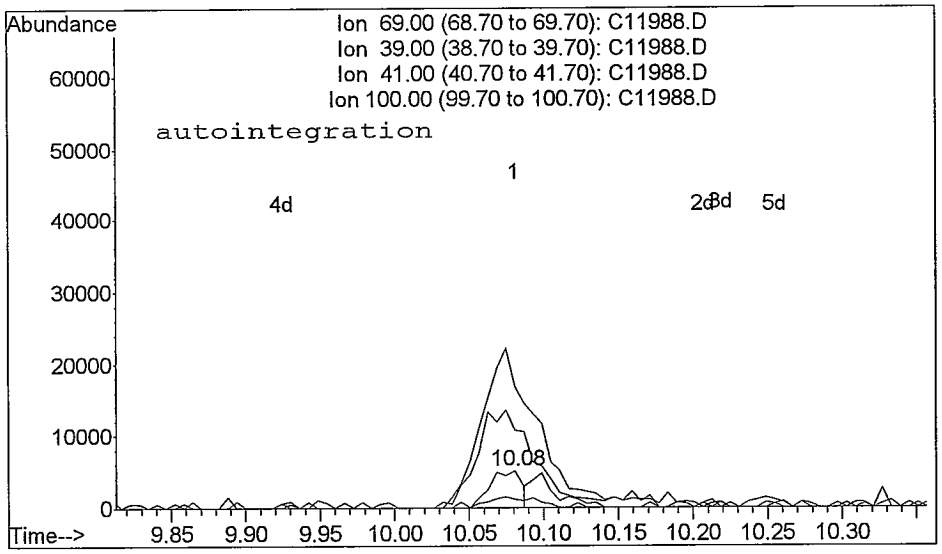

TIC: C11988.D

(45) Methyl methacrylate
10.08min 1.23ppb
response 7897

Ion	Exp%	Act%
69.00	100	100
39.00	259.00	196.57#
41.00	376.10	332.02
100.00	32.20	23.28#

Reason for manual re-integration?

[] missed peak assignment

[] peak saturation (detector shutdown)

[] over-integrated peak's area

[X] under-integrated peak's area

[] other (_____)

initials: ____ date: 8/25/08

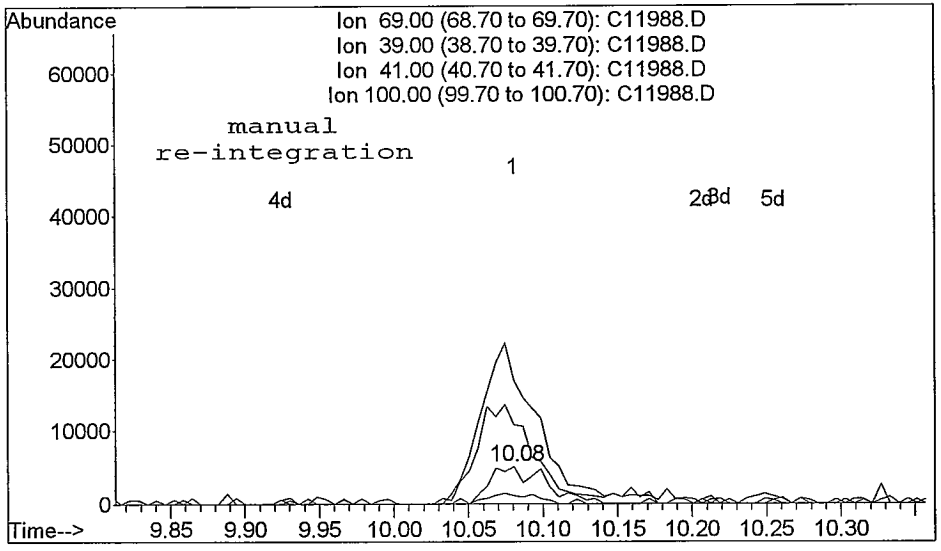

TIC: C11988.D

(45) Methyl methacrylate
10.08min 2.08ppb m
response 13312

Ion	Exp%	Act%
69.00	100	100
39.00	259.00	212.07
41.00	376.10	332.02
100.00	32.20	23.28#

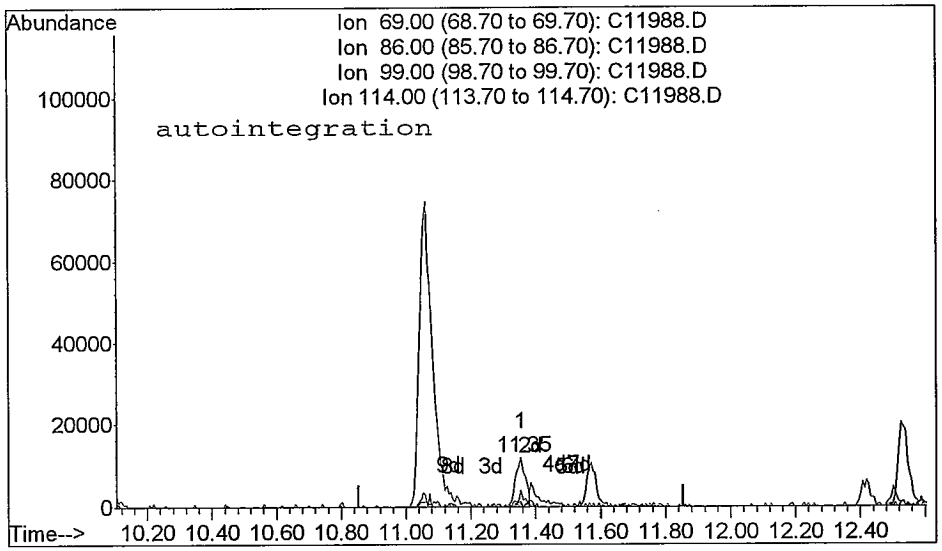

TIC: C11988.D

(55) Ethyl methacrylate (M)
11.35min 1.48ppb
response 23568

Ion	Exp%	Act%
69.00	100	100
86.00	13.10	10.01#
99.00	19.50	28.31#
114.00	2.90	6.06#

Reason for manual re-integration?

[] missed peak assignment

[] peak saturation (detector shutdown)

[] over-integrated peak's area

[X] under-integrated peak's area

[] other (_____)

initials: m date: 8 / 25 / 08

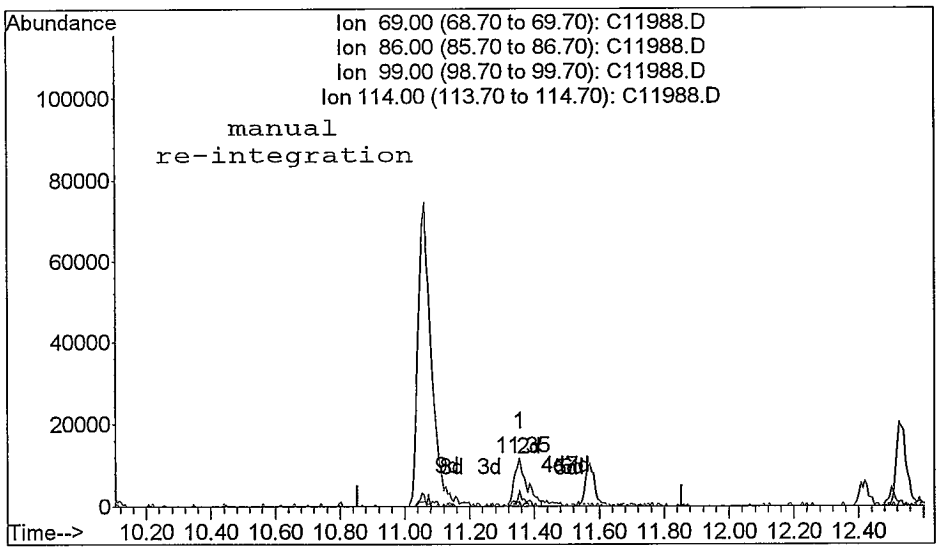

TIC: C11988.D

(55) Ethyl methacrylate (M)
11.35min 1.94ppb m
response 30912

Ion	Exp%	Act%
69.00	100	100
86.00	13.10	10.01#
99.00	19.50	32.89#
114.00	2.90	6.06#

Quantitation Report

Data File : C:\HPCHEM\1\DATA\082208\C11988.D Vial: 5
Acq On : 22 Aug 2008 12:25 Operator: twk-sop525r12:
Sample : VOC_2ppb_CSTD Inst : CSS Instr
Misc : 10mL water (source B) Multiplr: 1.00
MS Integration Params: ettics.p
Quant Time: Aug 22 13:14 2008 Quant Results File: 082208W.RES

Method : C:\HPCHEM\1\METHODS\082208W.M (RTE Integrator)
Title : GC/MS Volatiles (S.O.P. 525)
Last Update : Fri Aug 22 12:35:25 2008
Response via : Initial Calibration



Quantitation Report (QT Reviewed)

Data File : C:\HPCHEM\1\DATA\082208\C11989.D Vial: 6
Acq On : 22 Aug 2008 12:49 Operator: twk-sop525r12:
Sample : VOC_5ppb_CSTD Inst : CSS Instr
Misc : 10mL water (source B) Multiplr: 1.00
MS Integration Params: ettics.p
Quant Time: Aug 22 13:18 2008 Quant Results File: 082208W.RES

Quant Method : C:\HPCHEM\1\METHODS\082208W.M (RTE Integrator)
Title : GC/MS Volatiles (S.O.P. 525)
Last Update : Fri Aug 22 13:15:29 2008
Response via : Initial Calibration
DataAcq Meth : 082208W

Internal Standards	R.T.	QIon	Response	Conc	Units	Dev(Min)
1) Fluorobenzene	9.36	96	1914767	25.00	ppb	0.00
52) Chlorobenzene-d5	12.50	82	674152	25.00	ppb	-0.01
72) 1,4-Dichlorobenzene-d4	14.51	152	527524	25.00	ppb	0.00
System Monitoring Compounds						
34) Dibromofluoromethane	8.56	113	720689	23.28	ppb	0.00
Spiked Amount 25.000	Range 80 - 124		Recovery = 93.12%			
38) 1,2-dichloroethane-d4	9.02	65	447316	22.50	ppb	-0.01
Spiked Amount 25.000	Range 62 - 139		Recovery = 90.00%			
53) Toluene-d8	11.06	98	1770385	24.35	ppb	0.00
Spiked Amount 25.000	Range 81 - 119		Recovery = 97.40%			
73) 4-Bromofluorobenzene	13.54	95	564473	23.32	ppb	-0.01
Spiked Amount 25.000	Range 78 - 129		Recovery = 93.28%			

Target Compounds							Qvalue
2) Dichlorodifluoromethane	3.42	85	231251	4.79	ppb		97
3) Chloromethane	3.74	50	240510	4.43	ppb		99
4) Vinyl chloride	3.92	62	164459	4.46	ppb		98
5) Bromomethane	4.46	96	109418	4.78	ppb		99
6) Chloroethane	4.60	64	70944	4.34	ppb		89
7) Trichlorofluoromethane	4.93	101	204151	4.40	ppb		96
8) Ethanol	5.18	45	14415	103.83	ppb	#	39
9) Acrolein	5.59	56	33842	32.67	ppb	#	55
10) 1,1,2-Trichloro-1,2,2-trif	5.60	101	143525	4.69	ppb		97
11) 1,1-Dichloroethene	5.68	96	129403	4.79	ppb		92
12) Acetone	5.78	58	14255	18.39	ppb		82
13) Iodomethane	5.94	142	285261	5.10	ppb		96
14) Carbon Disulfide	6.03	76	491775	4.63	ppb		93
15) Allyl chloride	6.16	76	80207	5.49	ppb		81
16) Acetonitrile	6.22	41	95873	52.13	ppb	#	92
17) Methylene chloride	6.35	84	146293	5.14	ppb		90
18) tert-Butanol	6.39	59	18928	26.38	ppb	#	78
19) Methyl-t-butyl-ether	6.61	73	350876	10.05	ppb	#	91
20) trans-1,2-Dichloroethene	6.66	96	139295	4.92	ppb		93
21) Acrylonitrile	6.71	53	207242	47.39	ppb		99
22) Isopropyl ether	7.17	45	573452	4.81	ppb		98
23) Vinyl Acetate	7.20	43	133060m	3.08	ppb		
24) 1,1-Dichloroethane	7.24	63	305456	4.96	ppb		96
25) Chloroprene	7.31	53	206736	5.20	ppb		99
26) Ethyl tert-butyl ether	7.62	59	303277	4.67	ppb		95
27) 2,2-Dichloropropane	7.95	77	168883	4.73	ppb		95
28) 2-Butanone	7.98	43	117598	17.73	ppb		99
29) cis-1,2-Dichloroethene	7.98	96	149666	4.83	ppb		98
30) Propionitrile	8.13	54	71808	49.85	ppb		95
31) Methacrylonitrile	8.29	67	19339	4.82	ppb		97
32) Bromochloromethane	8.30	128	64869	5.06	ppb		96
33) Chloroform	8.34	83	254793	4.67	ppb		98
35) 1,1,1-Trichloroethane	8.59	97	181548	4.50	ppb		94
36) Carbon tetrachloride	8.76	117	166135	5.25	ppb		89
37) 1,1-Dichloropropene	8.78	75	179702	4.64	ppb		96
39) Isobutyl alcohol	8.80	43	46584	105.87	ppb	#	83
40) tert-Amyl methyl ether	9.07	87	37435	5.07	ppb	#	79
41) Benzene	9.04	78	548003	4.90	ppb		98
42) 1,2-Dichloroethane	9.11	62	125588	4.85	ppb		95
43) Trichloroethene	9.77	95	157068	5.19	ppb		94

(#) = qualifier out of range (m) = manual integration am 8/25/08

Quantitation Report (QT Reviewed)

Data File : C:\HPCHEM\1\DATA\082208\C11989.D Vial: 6
Acq On : 22 Aug 2008 12:49 Operator: twk-sop525r12:
Sample : VOC_5ppb_CSTD Inst : CSS Instr
Misc : 10mL water (source B) Multiplr: 1.00
MS Integration Params: ettics.p
Quant Time: Aug 22 13:18 2008 Quant Results File: 082208W.RES

Quant Method : C:\HPCHEM\1\METHODS\082208W.M (RTE Integrator)
Title : GC/MS Volatiles (S.O.P. 525)
Last Update : Fri Aug 22 13:15:29 2008
Response via : Initial Calibration
DataAcq Meth : 082208W

	Compound	R.T.	QIon	Response	Conc Unit		Qvalue
44)	1,2-Dichloropropane	10.07	63	150827	4.48 ppb	#	86
45)	Methyl methacrylate	10.08	69	34759	5.25 ppb	#	93
46)	1,4-Dioxane	10.20	88	5730m	111.56 ppb		
47)	Dibromomethane	10.22	93	74986	4.84 ppb		88
48)	Bromodichloromethane	10.33	83	163794	4.92 ppb		95
49)	2-Chloroethyl vinyl ether	10.61	63	47390	4.88 ppb		82
50)	cis-1,3-Dichloropropene	10.81	75	170497	4.67 ppb		98
51)	4-Methyl-2-Pentanone	10.92	43	275712	18.23 ppb		97
54)	Toluene	11.13	91	473776	4.86 ppb		98
55)	Ethyl methacrylate	11.35	69	78398	5.17 ppb	#	90
56)	trans-1,3-Dichloropropene	11.37	75	119284	4.92 ppb		95
57)	1,1,2-Trichloroethane	11.57	83	75253	5.20 ppb		97
58)	Tetrachloroethene	11.67	164	111138	5.36 ppb		99
59)	2-Hexanone	11.76	58	73792	20.93 ppb	#	96
60)	1,3-Dichloropropane	11.75	76	123233	5.49 ppb		100
61)	Dibromochloromethane	11.96	129	106266	5.04 ppb		98
62)	1,2-Dibromoethane	12.11	107	90815	5.47 ppb		93
63)	1-Chlorohexane	12.41	91	185762	5.50 ppb		98
64)	Chlorobenzene	12.53	112	324826	5.20 ppb		97
65)	Ethylbenzene	12.57	91	511999	4.86 ppb		98
66)	1,1,1,2-Tetrachloroethane	12.59	131	106998	5.36 ppb		97
67)	m,p-Xylene	12.67	106	369976	9.90 ppb		96
68)	o-Xylene	13.04	106	205150	5.44 ppb		99
69)	Styrene	13.06	104	274784	5.06 ppb		92
70)	Bromoform	13.29	173	55175	5.42 ppb		93
71)	Isopropylbenzene	13.34	105	502211	5.43 ppb		99
74)	1,1,2,2-Tetrachloroethane	13.64	83	90689	5.04 ppb		94
75)	trans-1,4-Dichloro-2-buten	13.69	53	21146	5.40 ppb		88
76)	n-Propylbenzene	13.69	91	627184	4.91 ppb		99
77)	1,2,3-Trichloropropane	13.71	110	15019	4.88 ppb		79
78)	Bromobenzene	13.69	156	126471	5.62 ppb		91
79)	1,3,5-Trimethylbenzene	13.82	105	429636	5.51 ppb		99
80)	2-Chlorotoluene	13.83	126	128318	5.32 ppb		81
81)	4-Chlorotoluene	13.92	126	112762	4.97 ppb		83
82)	tert-Butylbenzene	14.10	134	62328	5.24 ppb		86
83)	1,2,4-Trimethylbenzene	14.15	105	404553	5.50 ppb		94
84)	sec-Butylbenzene	14.28	105	520699	4.85 ppb		96
85)	p-Isopropyltoluene	14.38	119	417993	5.25 ppb		95
86)	1,3-Dichlorobenzene	14.46	146	230691	5.68 ppb		94
87)	1,4-Dichlorobenzene	14.53	146	194082m	4.98 ppb		
88)	n-Butylbenzene	14.72	91	419462	5.00 ppb		99
89)	1,2-Dichlorobenzene	14.87	146	178431	5.12 ppb		98
90)	Hexachloroethane	15.06	201	72861	5.89 ppb		97
91)	1,2-Dibromo-3-chloropropan	15.56	157	10289	5.46 ppb		74
92)	1,2,4-Trichlorobenzene	16.32	180	113653	5.37 ppb		92
93)	Hexachlorobutadiene	16.38	225	72617	4.83 ppb		90
94)	Naphthalene	16.61	128	126958	5.26 ppb		100
95)	1,2,3-Trichlorobenzene	16.87	180	88475	5.46 ppb		90

(#) = qualifier out of range (m) = manual integration

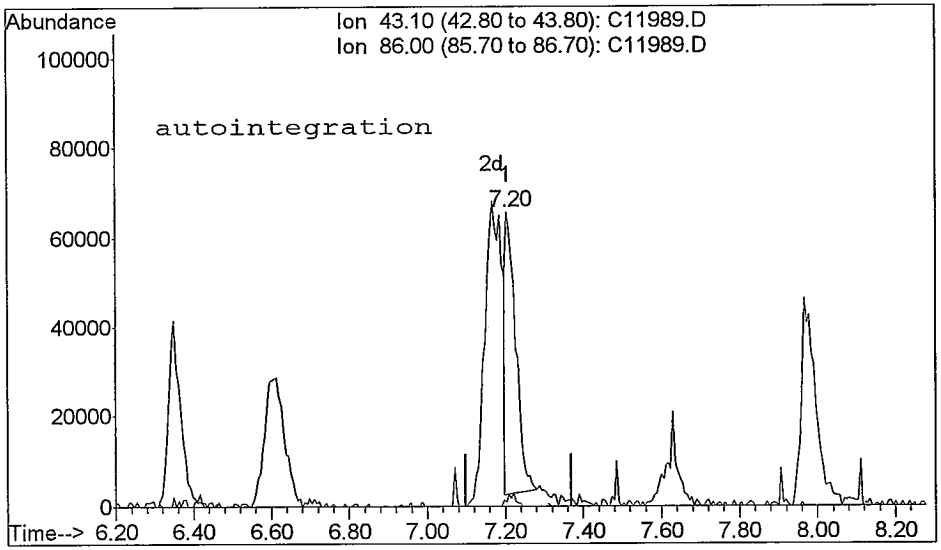

TIC: C11989.D

(23) Vinyl Acetate (T)
7.20min 2.71ppb
response 116866

Ion	Exp%	Act%
43.10	100	100
86.00	3.90	1.40#
0.00	0.00	0.00
0.00	0.00	0.00

Reason for manual re-integration?

[] missed peak assignment

[] peak saturation (detector shutdown)

[] over-integrated peak's area

[X] under-integrated peak's area

[] other (_____)

initials: MM date: 8 / 25 / 08

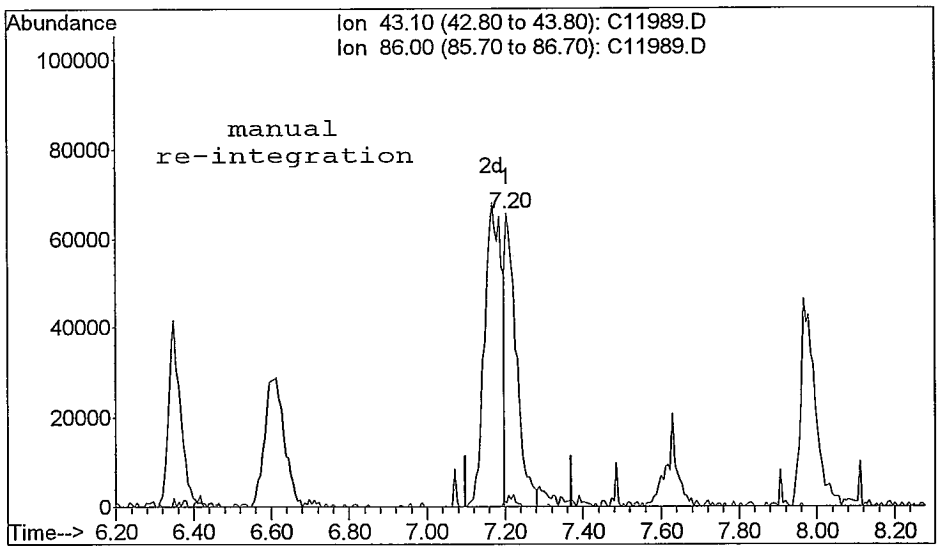

TIC: C11989.D

(23) Vinyl Acetate (T)
7.20min 3.08ppb m
response 133060

Ion	Exp%	Act%
43.10	100	100
86.00	3.90	1.32#
0.00	0.00	0.00
0.00	0.00	0.00

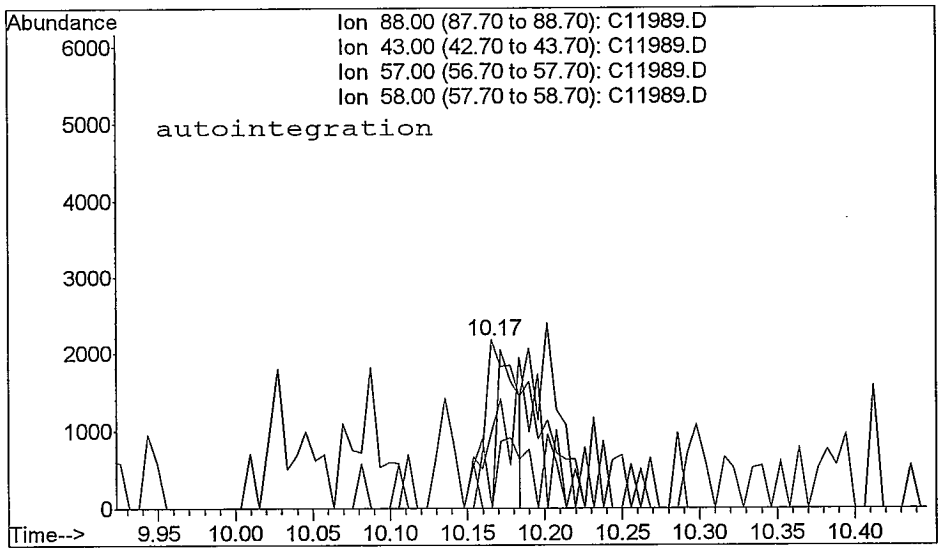

TIC: C11989.D

(46) 1,4-Dioxane (M)
10.17min 55.86ppb
response 2869

Ion	Exp%	Act%
88.00	100	100
43.00	44.90	46.24
57.00	19.80	0.00#
58.00	64.40	0.00#

Reason for manual re-integration?

[] missed peak assignment

[] peak saturation (detector shutdown)

[] over-integrated peak's area

[X] under-integrated peak's area

[] other (_____)

initials: AU date: 8 / 25 / 08

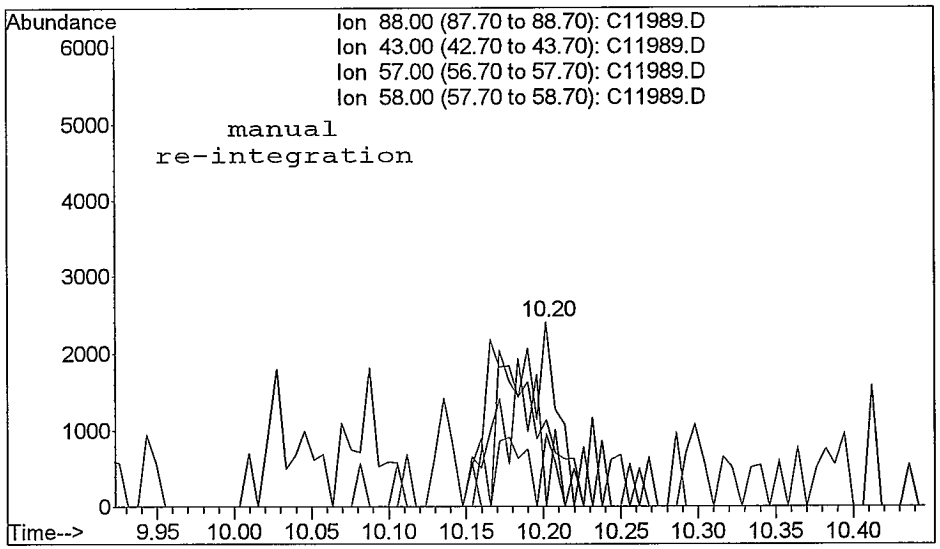

TIC: C11989.D

(46) 1,4-Dioxane (M)
10.20min 111.56ppb m
response 5730

Ion	Exp%	Act%
88.00	100	100
43.00	44.90	0.00#
57.00	19.80	39.61#
58.00	64.40	47.50#

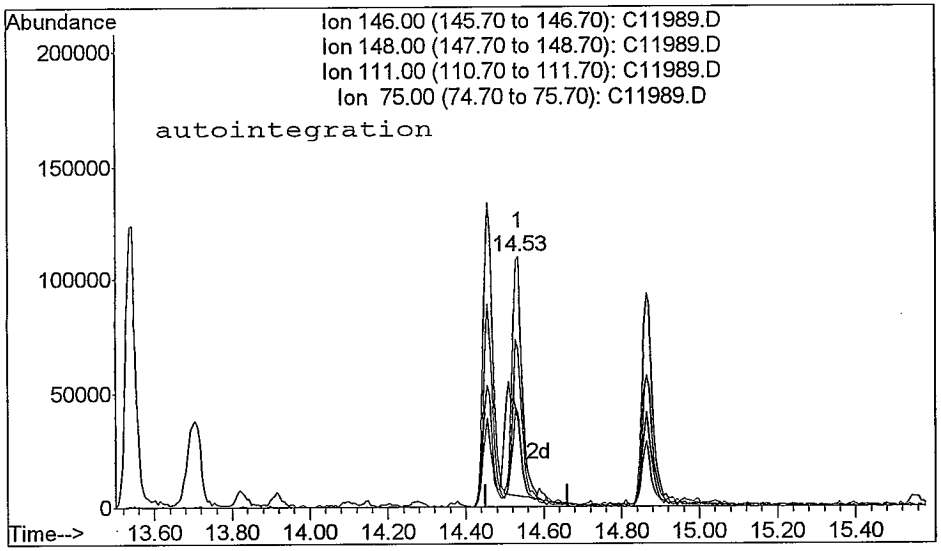

TIC: C11989.D

(87) 1,4-Dichlorobenzene (M)
14.53min 4.77ppb
response 185679

Ion	Exp%	Act%
146.00	100	100
148.00	64.50	62.49
111.00	39.20	36.29
75.00	28.40	32.03

Reason for manual re-integration?

[] missed peak assignment

[] peak saturation (detector shutdown)

[] over-integrated peak's area

[X] under-integrated peak's area

[] other (_____)

initials: tm date: 8 / 25 / 08

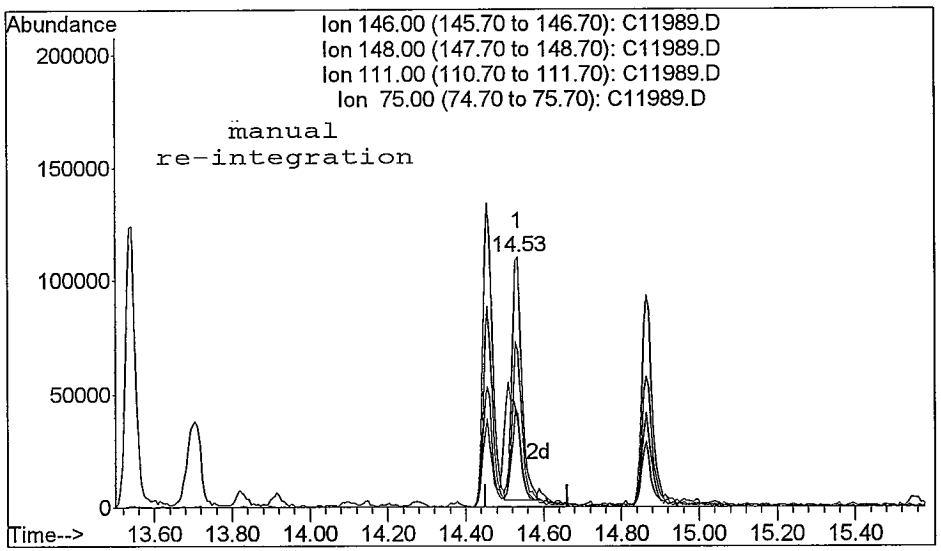

TIC: C11989.D

(87) 1,4-Dichlorobenzene (M)
14.53min 4.98ppb m
response 194082

Ion	Exp%	Act%
146.00	100	100
148.00	64.50	62.59
111.00	39.20	37.42
75.00	28.40	33.39

Quantitation Report

Data File : C:\HPCHEM\1\DATA\082208\C11989.D Vial: 6
Acq On : 22 Aug 2008 12:49 Operator: twk-sop525r12:
Sample : VOC_5ppb_CSTD Inst : CSS Instr
Misc : 10mL water (source B) Multiplr: 1.00
MS Integration Params: ettics.p
Quant Time: Aug 22 13:18 2008 Quant Results File: 082208W.RES

Method : C:\HPCHEM\1\METHODS\082208W.M (RTE Integrator)
Title : GC/MS Volatiles (S.O.P. 525)
Last Update : Fri Aug 22 13:15:29 2008
Response via : Initial Calibration

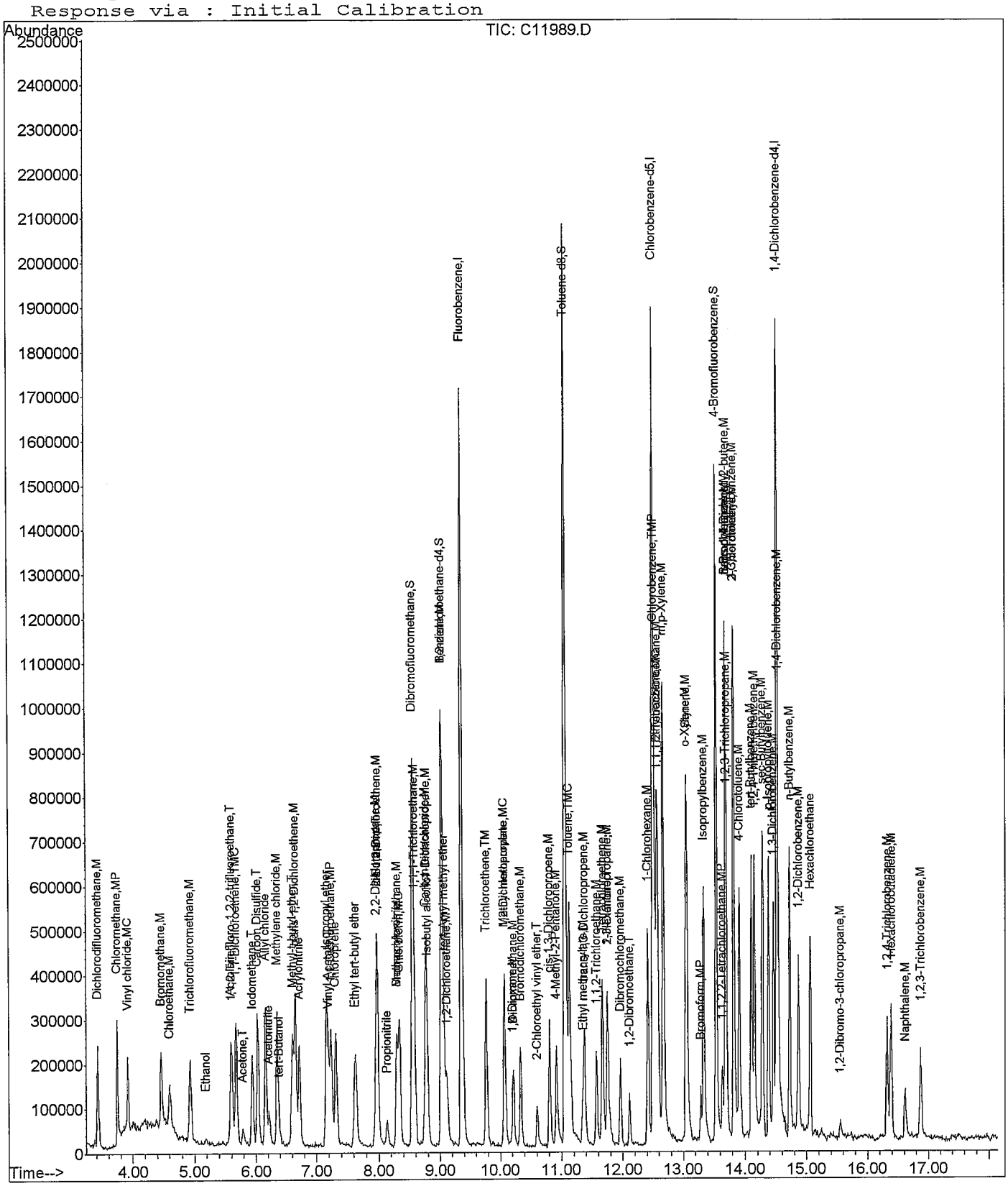

Quantitation Report (QT Reviewed)

Data File : C:\HPCHEM\1\DATA\082208\C11992.D
Acq On : 22 Aug 2008 13:59
Sample : VOC_15ppb_CSTD
Misc : 10mL water (source B)
MS Integration Params: ettics.p
Quant Time: Aug 22 15:38 2008

Vial: 9
Operator: twk-sop525r12:
Inst : CSS Instr
Multiplr: 1.00
Quant Results File: 082208W.RES

Quant Method : C:\HPCHEM\1\METHODS\082208W.M (RTE Integrator)
Title : GC/MS Volatiles (S.O.P. 525)
Last Update : Fri Aug 22 13:18:57 2008
Response via : Initial Calibration
DataAcq Meth : 082208W

Internal Standards	R.T.	QIon	Response	Conc	Units	Dev(Min)
1) Fluorobenzene	9.36	96	1946360	25.00	ppb	0.00
52) Chlorobenzene-d5	12.50	82	663690	25.00	ppb	0.00
72) 1,4-Dichlorobenzene-d4	14.51	152	546430	25.00	ppb	0.00
System Monitoring Compounds						
34) Dibromofluoromethane	8.55	113	732602	23.48	ppb	0.00
Spiked Amount 25.000	Range 80 - 124		Recovery = 93.92%			
38) 1,2-dichloroethane-d4	9.02	65	506688	25.50	ppb	-0.01
Spiked Amount 25.000	Range 62 - 139		Recovery = 102.00%			
53) Toluene-d8	11.05	98	1791029	25.03	ppb	-0.01
Spiked Amount 25.000	Range 81 - 119		Recovery = 100.12%			
73) 4-Bromofluorobenzene	13.54	95	632873	25.39	ppb	-0.01
Spiked Amount 25.000	Range 78 - 129		Recovery = 101.56%			

Target Compounds						Qvalue
2) Dichlorodifluoromethane	3.42	85	709684	14.59	ppb	98
3) Chloromethane	3.74	50	745557	13.77	ppb	99
4) Vinyl chloride	3.92	62	539872	14.73	ppb	97
5) Bromomethane	4.46	96	329189	14.29	ppb	97
6) Chloroethane	4.60	64	219035	13.45	ppb	97
7) Trichlorofluoromethane	4.93	101	670797	14.62	ppb	95
8) Ethanol	5.18	45	36918	258.26	ppb	94
9) Acrolein	5.59	56	118207	114.52	ppb	86
10) 1,1,2-Trichloro-1,2,2-trif	5.60	101	444034	14.41	ppb	98
11) 1,1-Dichloroethene	5.68	96	407916	15.00	ppb	97
12) Acetone	5.78	58	47074	59.76	ppb	87
13) Iodomethane	5.94	142	909444	16.33	ppb	99
14) Carbon Disulfide	6.03	76	1573132	14.76	ppb	97
15) Allyl chloride	6.16	76	241343	16.14	ppb	95
16) Acetonitrile	6.21	41	288880	153.92	ppb	93
17) Methylene chloride	6.35	84	426451	14.83	ppb	93
18) tert-Butanol	6.39	59	62265	86.66	ppb #	87
19) Methyl-t-butyl-ether	6.60	73	1109932	31.55	ppb	93
20) trans-1,2-Dichloroethene	6.66	96	433071	15.21	ppb	97
21) Acrylonitrile	6.72	53	683700	156.22	ppb	95
22) Isopropyl ether	7.17	45	1803319	15.14	ppb	97
23) Vinyl Acetate	7.21	43	427116	10.58	ppb	100
24) 1,1-Dichloroethane	7.24	63	950467	15.25	ppb	95
25) Chloroprene	7.32	53	661966	16.34	ppb	99
26) Ethyl tert-butyl ether	7.61	59	1029091	15.85	ppb	98
27) 2,2-Dichloropropane	7.95	77	496852	14.02	ppb	89
28) 2-Butanone	7.97	43	371966	56.49	ppb	98
29) cis-1,2-Dichloroethene	7.97	96	481200	15.52	ppb	97
30) Propionitrile	8.13	54	237240	164.36	ppb	98
31) Methacrylonitrile	8.29	67	67789	16.80	ppb	93
32) Bromochloromethane	8.29	128	197367	15.28	ppb	96
33) Chloroform	8.34	83	769353	14.15	ppb	97
35) 1,1,1-Trichloroethane	8.59	97	598111	14.90	ppb	93
36) Carbon tetrachloride	8.77	117	552817	17.10	ppb	99
37) 1,1-Dichloropropene	8.78	75	573664	14.87	ppb	96
39) Isobutyl alcohol	8.80	43	141466	316.81	ppb #	88
40) tert-Amyl methyl ether	9.07	87	121864	16.38	ppb	81
41) Benzene	9.04	78	1731756	15.42	ppb	99
42) 1,2-Dichloroethane	9.11	62	384787	14.88	ppb	93
43) Trichloroethene	9.77	95	480114	15.62	ppb	92

(#) = qualifier out of range (m) = manual integration

m 8/26/08

Quantitation Report (QT Reviewed)

Data File : C:\HPCHEM\1\DATA\082208\C11992.D
Acq On : 22 Aug 2008 13:59
Sample : VOC_15ppb_CSTD
Misc : 10mL water (source B)
MS Integration Params: ettics.p
Quant Time: Aug 22 15:38 2008

Vial: 9
Operator: twk-sop525r12:
Inst : CSS Instr
Multiplr: 1.00
Quant Results File: 082208W.RES

Quant Method : C:\HPCHEM\1\METHODS\082208W.M (RTE Integrator)
Title : GC/MS Volatiles (S.O.P. 525)
Last Update : Fri Aug 22 13:18:57 2008
Response via : Initial Calibration
DataAcq Meth : 082208W

	Compound	R.T.	QIon	Response	Conc	Unit		Qvalue
44)	1,2-Dichloropropane	10.07	63	495153	14.82	ppb	#	100
45)	Methyl methacrylate	10.08	69	109499	16.26	ppb		94
46)	1,4-Dioxane	10.17	88	17298	324.10	ppb	#	82
47)	Dibromomethane	10.21	93	219140	14.21	ppb		94
48)	Bromodichloromethane	10.33	83	474740	14.30	ppb		96
49)	2-Chloroethyl vinyl ether	10.60	63	153486	15.92	ppb		91
50)	cis-1,3-Dichloropropene	10.80	75	541072	14.86	ppb		98
51)	4-Methyl-2-Pentanone	10.91	43	832074	55.48	ppb		98
54)	Toluene	11.13	91	1503279	15.87	ppb		95
55)	Ethyl methacrylate	11.34	69	255385	17.00	ppb	#	97
56)	trans-1,3-Dichloropropene	11.37	75	382013	16.12	ppb		94
57)	1,1,2-Trichloroethane	11.57	83	213039	15.03	ppb		92
58)	Tetrachloroethene	11.67	164	344736	16.83	ppb		96
59)	2-Hexanone	11.74	58	235634	69.45	ppb		94
60)	1,3-Dichloropropane	11.75	76	339543	15.36	ppb		94
61)	Dibromochloromethane	11.96	129	349648	16.98	ppb		91
62)	1,2-Dibromoethane	12.11	107	281941	17.24	ppb		99
63)	1-Chlorohexane	12.42	91	586755	17.41	ppb		95
64)	Chlorobenzene	12.53	112	1006401	16.45	ppb		99
65)	Ethylbenzene	12.57	91	1660538	16.24	ppb		99
66)	1,1,1,2-Tetrachloroethane	12.59	131	324043	16.54	ppb		93
67)	m,p-Xylene	12.67	106	1134808	30.97	ppb		97
68)	o-Xylene	13.04	106	590410	15.87	ppb		89
69)	Styrene	13.06	104	890883	16.89	ppb		97
70)	Bromoform	13.29	173	174831	17.37	ppb		94
71)	Isopropylbenzene	13.33	105	1498200	16.40	ppb		99
74)	1,1,2,2-Tetrachloroethane	13.64	83	267318	14.47	ppb		94
75)	trans-1,4-Dichloro-2-buten	13.69	53	63886	15.85	ppb		91
76)	n-Propylbenzene	13.69	91	1949787	14.86	ppb		99
77)	1,2,3-Trichloropropane	13.71	110	48205	15.31	ppb		72
78)	Bromobenzene	13.69	156	365629	15.58	ppb		96
79)	1,3,5-Trimethylbenzene	13.82	105	1310879	16.15	ppb		100
80)	2-Chlorotoluene	13.83	126	402596	16.15	ppb		93
81)	4-Chlorotoluene	13.92	126	376743	16.23	ppb		99
82)	tert-Butylbenzene	14.10	134	193733	15.73	ppb		87
83)	1,2,4-Trimethylbenzene	14.14	105	1240543	16.28	ppb		98
84)	sec-Butylbenzene	14.28	105	1699679	15.45	ppb		99
85)	p-Isopropyltoluene	14.38	119	1315440	15.93	ppb		98
86)	1,3-Dichlorobenzene	14.46	146	655651	15.49	ppb		98
87)	1,4-Dichlorobenzene	14.53	146	642067	15.96	ppb		99
88)	n-Butylbenzene	14.72	91	1388041	16.10	ppb		99
89)	1,2-Dichlorobenzene	14.86	146	585850	16.27	ppb		99
90)	Hexachloroethane	15.06	201	249642	19.11	ppb		88
91)	1,2-Dibromo-3-chloropropan	15.56	157	29991	15.47	ppb		94
92)	1,2,4-Trichlorobenzene	16.32	180	373267	16.95	ppb		99
93)	Hexachlorobutadiene	16.38	225	216553	14.08	ppb		98
94)	Naphthalene	16.61	128	416120	16.84	ppb		100
95)	1,2,3-Trichlorobenzene	16.87	180	291243	17.29	ppb		96

(#) = qualifier out of range (m) = manual integration

Quantitation Report

Data File : C:\HPCHEM\1\DATA\082208\C11992.D
Acq On : 22 Aug 2008 13:59
Sample : VOC_15ppb_CSTD
Misc : 10mL water (source B)
MS Integration Params: ettics.p
Quant Time: Aug 22 15:38 2008

Vial: 9
Operator: twk-sop525r12:
Inst : CSS Instr
Multiplr: 1.00
Quant Results File: 082208W.RES

Method : C:\HPCHEM\1\METHODS\082208W.M (RTE Integrator)
Title : GC/MS Volatiles (S.O.P. 525)
Last Update : Mon Aug 25 10:40:28 2008
Response via : Initial Calibration

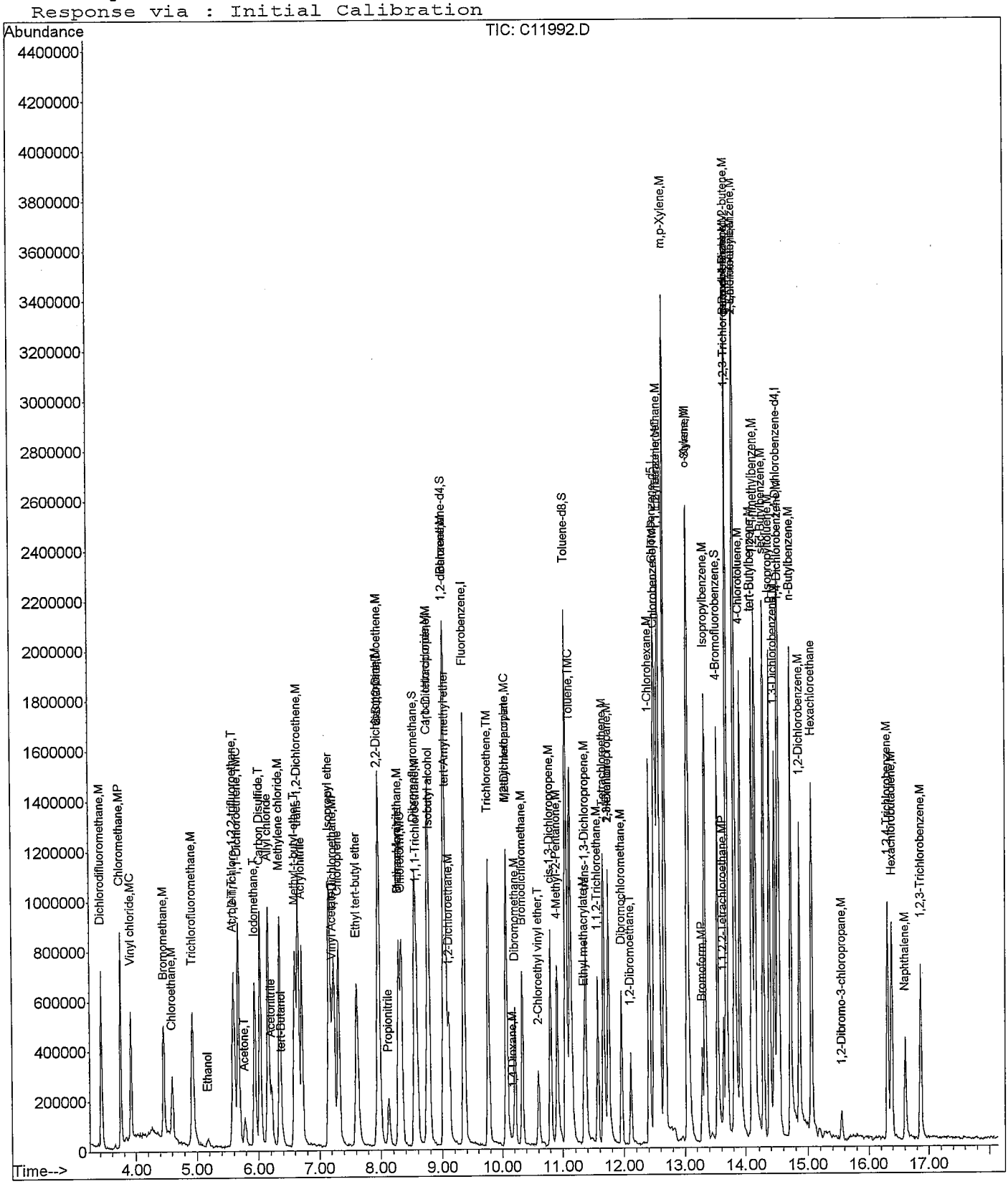

Quantitation Report (QT Reviewed)

Data File : C:\HPCHEM\1\DATA\082208\C11994.D
Acq On : 22 Aug 2008 14:46
Sample : VOC_20ppb_ISDEF
Misc : 10mL water (source B)
MS Integration Params: ettics.p
Quant Time: Aug 22 15:40 2008

Vial: 11
Operator: twk-sop525r12:
Inst : CSS Instr
Multiplr: 1.00
Quant Results File: 082208W.RES

Quant Method : C:\HPCHEM\1\METHODS\082208W.M (RTE Integrator)
Title : GC/MS Volatiles (S.O.P. 525)
Last Update : Fri Aug 22 15:39:52 2008
Response via : Initial Calibration
DataAcq Meth : 082208W

Internal Standards	R.T.	QIon	Response	Conc	Units	Dev(Min)
1) Fluorobenzene	9.36	96	1872234	25.00	ppb	0.00
52) Chlorobenzene-d5	12.50	82	714444	25.00	ppb	0.00
72) 1,4-Dichlorobenzene-d4	14.51	152	554818	25.00	ppb	0.00
System Monitoring Compounds						
34) Dibromofluoromethane	8.55	113	737857	24.90	ppb	0.00
Spiked Amount 25.000	Range 80 - 124		Recovery = 99.60%			
38) 1,2-dichloroethane-d4	9.02	65	463094	24.18	ppb	-0.01
Spiked Amount 25.000	Range 62 - 139		Recovery = 96.72%			
53) Toluene-d8	11.06	98	1933285	24.88	ppb	0.00
Spiked Amount 25.000	Range 81 - 119		Recovery = 99.52%			
73) 4-Bromofluorobenzene	13.54	95	602731	23.94	ppb	0.00
Spiked Amount 25.000	Range 78 - 129		Recovery = 95.76%			

Target Compounds						Qvalue
2) Dichlorodifluoromethane	3.41	85	949795	20.49	ppb	96
3) Chloromethane	3.74	50	978625	19.13	ppb	98
4) Vinyl chloride	3.92	62	683933	19.59	ppb	100
5) Bromomethane	4.46	96	449622	20.61	ppb	94
6) Chloroethane	4.60	64	285750	18.46	ppb	96
7) Trichlorofluoromethane	4.93	101	874563	20.09	ppb	94
8) Ethanol	5.18	45	47741	347.08	ppb	94
9) Acrolein	5.59	56	174323	183.35	ppb	74
10) 1,1,2-Trichloro-1,2,2-trif	5.60	101	582632	20.25	ppb	97
11) 1,1-Dichloroethene	5.68	96	533203	20.47	ppb	96
12) Acetone	5.78	58	59520	79.14	ppb	79
13) Iodomethane	5.94	142	1145065	21.32	ppb	99
14) Carbon Disulfide	6.03	76	2072303	20.38	ppb	98
15) Allyl chloride	6.16	76	307176	21.22	ppb	98
16) Acetonitrile	6.21	41	346297	189.55	ppb	99
17) Methylene chloride	6.35	84	529088	19.15	ppb	98
18) tert-Butanol	6.38	59	77926	111.05	ppb	94
19) Methyl-t-butyl-ether	6.60	73	1386151	41.37	ppb	92
20) trans-1,2-Dichloroethene	6.66	96	586715	21.56	ppb	95
21) Acrylonitrile	6.71	53	867856	207.80	ppb	97
22) Isopropyl ether	7.16	45	2338318	20.53	ppb	98
23) Vinyl Acetate	7.21	43	660017	18.11	ppb #	95
24) 1,1-Dichloroethane	7.24	63	1302035	21.79	ppb	95
25) Chloroprene	7.31	53	855494	21.73	ppb	99
26) Ethyl tert-butyl ether	7.62	59	1351569	21.67	ppb	97
27) 2,2-Dichloropropane	7.95	77	644876	19.09	ppb	94
28) 2-Butanone	7.97	43	487357	77.78	ppb	98
29) cis-1,2-Dichloroethene	7.98	96	652859	21.80	ppb	90
30) Propionitrile	8.13	54	293037	209.80	ppb #	92
31) Methacrylonitrile	8.29	67	88908	22.83	ppb	81
32) Bromochloromethane	8.29	128	266305	21.43	ppb	94
33) Chloroform	8.34	83	1119010	21.57	ppb	97
35) 1,1,1-Trichloroethane	8.58	97	770812	20.21	ppb	95
36) Carbon tetrachloride	8.76	117	727034	22.99	ppb	99
37) 1,1-Dichloropropene	8.77	75	778743	21.10	ppb	99
39) Isobutyl alcohol	8.79	43	175771	406.20	ppb	95
40) tert-Amyl methyl ether	9.07	87	141984	19.72	ppb	97
41) Benzene	9.04	78	2196852	20.25	ppb	99
42) 1,2-Dichloroethane	9.12	62	488453	19.74	ppb	99
43) Trichloroethene	9.77	95	645846	21.98	ppb	91

(#) = qualifier out of range (m) = manual integration

m 8/26/08

Quantitation Report (QT Reviewed)

Data File : C:\HPCHEM\1\DATA\082208\C11994.D
Acq On : 22 Aug 2008 14:46
Sample : VOC_20ppb_ISDEF
Misc : 10mL water (source B)
MS Integration Params: ettics.p
Quant Time: Aug 22 15:40 2008

Vial: 11
Operator: twk-sop525r12:
Inst : CSS Instr
Multiplr: 1.00
Quant Results File: 082208W.RES

Quant Method : C:\HPCHEM\1\METHODS\082208W.M (RTE Integrator)
Title : GC/MS Volatiles (S.O.P. 525)
Last Update : Fri Aug 22 15:39:52 2008
Response via : Initial Calibration
DataAcq Meth : 082208W

	Compound	R.T.	QIon	Response	Conc Unit		Qvalue
44)	1,2-Dichloropropane	10.07	63	611515	19.15 ppb		97
45)	Methyl methacrylate	10.07	69	139258	21.65 ppb		93
46)	1,4-Dioxane	10.17	88	24472	462.54 ppb	#	87
47)	Dibromomethane	10.22	93	299505	20.41 ppb		95
48)	Bromodichloromethane	10.34	83	661281	21.01 ppb		96
49)	2-Chloroethyl vinyl ether	10.60	63	199017	21.66 ppb		92
50)	cis-1,3-Dichloropropene	10.81	75	711133	20.60 ppb		98
51)	4-Methyl-2-Pentanone	10.91	43	1119007	80.16 ppb		99
54)	Toluene	11.13	91	2038007	19.75 ppb		98
55)	Ethyl methacrylate	11.35	69	315269	19.15 ppb	#	95
56)	trans-1,3-Dichloropropene	11.37	75	500447	19.63 ppb		98
57)	1,1,2-Trichloroethane	11.57	83	295214	19.35 ppb		98
58)	Tetrachloroethene	11.66	164	460485	20.57 ppb		95
59)	2-Hexanone	11.74	58	316646	86.86 ppb		92
60)	1,3-Dichloropropane	11.75	76	503374	21.15 ppb		100
61)	Dibromochloromethane	11.96	129	469476	20.92 ppb		98
62)	1,2-Dibromoethane	12.11	107	354464	19.72 ppb		98
63)	1-Chlorohexane	12.42	91	750406	20.27 ppb		99
64)	Chlorobenzene	12.53	112	1408320	21.12 ppb		100
65)	Ethylbenzene	12.57	91	2334890	21.06 ppb		98
66)	1,1,1,2-Tetrachloroethane	12.59	131	450367	21.10 ppb		95
67)	m,p-Xylene	12.67	106	1755440	44.47 ppb		97
68)	o-Xylene	13.05	106	846108	20.99 ppb		99
69)	Styrene	13.06	104	1189406	20.75 ppb		94
70)	Bromoform	13.29	173	238148	21.63 ppb		96
71)	Isopropylbenzene	13.34	105	1922922	19.26 ppb		98
74)	1,1,2,2-Tetrachloroethane	13.64	83	361747	19.64 ppb		99
75)	trans-1,4-Dichloro-2-buten	13.68	53	83994	20.58 ppb		92
76)	n-Propylbenzene	13.68	91	2577184	19.49 ppb		98
77)	1,2,3-Trichloropropane	13.71	110	62553	19.58 ppb		56
78)	Bromobenzene	13.70	156	478407	20.04 ppb		97
79)	1,3,5-Trimethylbenzene	13.82	105	1616243	19.50 ppb		100
80)	2-Chlorotoluene	13.82	126	485065	19.05 ppb		98
81)	4-Chlorotoluene	13.91	126	494745	20.96 ppb		98
82)	tert-Butylbenzene	14.10	134	263480	21.05 ppb		98
83)	1,2,4-Trimethylbenzene	14.15	105	1655481	21.28 ppb		100
84)	sec-Butylbenzene	14.28	105	2245903	20.20 ppb		99
85)	p-Isopropyltoluene	14.38	119	1713958	20.44 ppb		98
86)	1,3-Dichlorobenzene	14.45	146	878879	20.33 ppb		96
87)	1,4-Dichlorobenzene	14.53	146	809217	19.70 ppb		99
88)	n-Butylbenzene	14.72	91	1755511	20.02 ppb		97
89)	1,2-Dichlorobenzene	14.86	146	780267	21.31 ppb		98
90)	Hexachloroethane	15.05	201	317984	23.23 ppb	#	82
91)	1,2-Dibromo-3-chloropropan	15.55	157	43192	22.23 ppb		92
92)	1,2,4-Trichlorobenzene	16.32	180	491394	21.88 ppb		97
93)	Hexachlorobutadiene	16.38	225	331017	21.51 ppb		97
94)	Naphthalene	16.61	128	593267	23.60 ppb		100
95)	1,2,3-Trichlorobenzene	16.86	180	367085	21.26 ppb		93

(#) = qualifier out of range (m) = manual integration

Quantitation Report

Data File : C:\HPCHEM\1\DATA\082208\C11994.D
Acq On : 22 Aug 2008 14:46
Sample : VOC_20ppb_ISDEF
Misc : 10mL water (source B)
MS Integration Params: ettics.p
Quant Time: Aug 22 15:40 2008

Vial: 11
Operator: twk-sop525r12:
Inst : CSS Instr
Multiplr: 1.00

Quant Results File: 082208W.RES

Method : C:\HPCHEM\1\METHODS\082208W.M (RTE Integrator)
Title : GC/MS Volatiles (S.O.P. 525)
Last Update : Mon Aug 25 10:40:28 2008
Response via : Initial Calibration

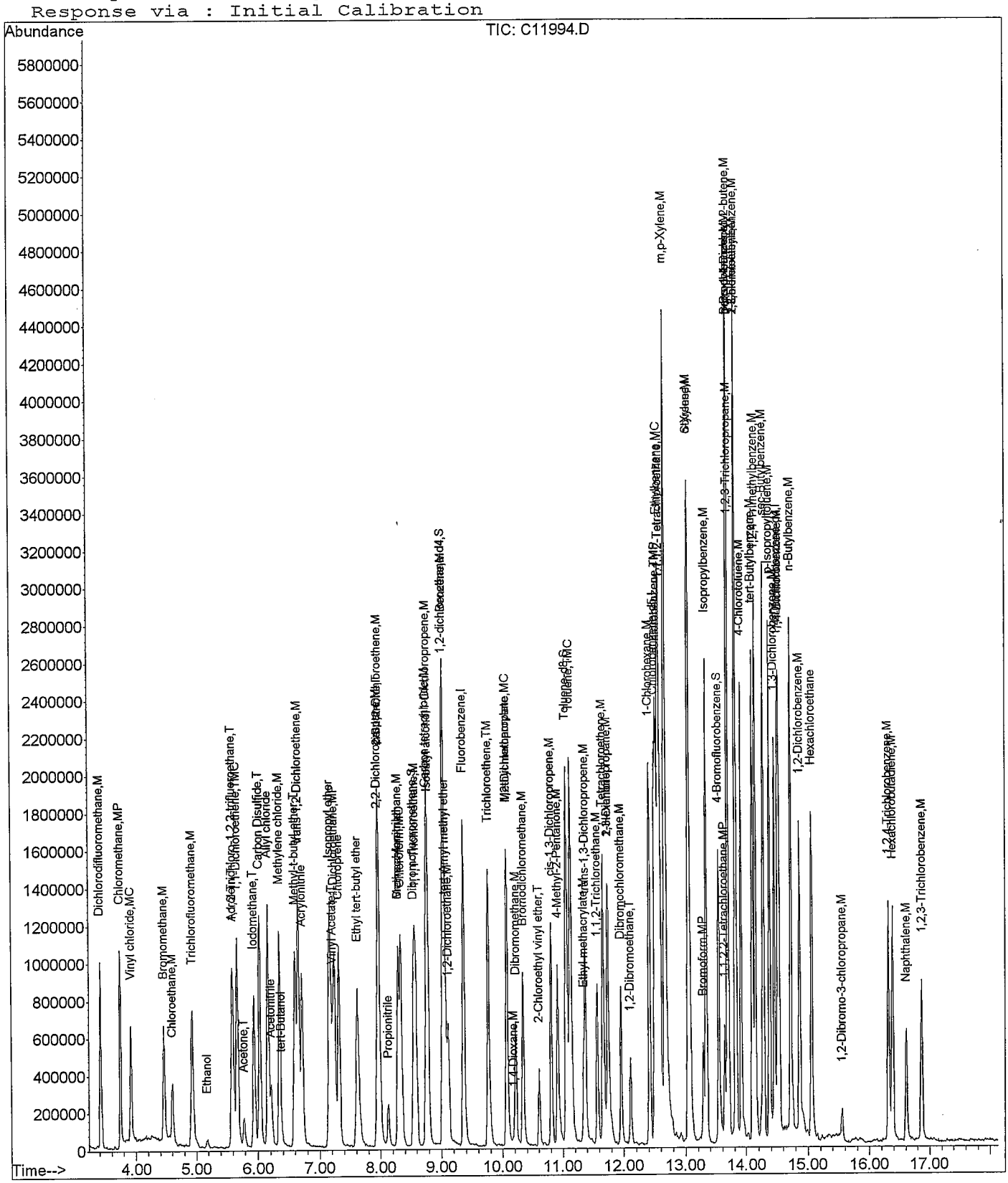

Quantitation Report (QT Reviewed)

Data File : C:\HPCHEM\1\DATA\082208\C11996.D Vial: 13
Acq On : 22 Aug 2008 15:33 Operator: twk-sop525r12:
Sample : VOC_35ppb_CSTD Inst : CSS Instr
Misc : 10mL water (source B) Multiplr: 1.00
MS Integration Params: ettics.p
Quant Time: Aug 22 16:26 2008 Quant Results File: 082208W.RES

Quant Method : C:\HPCHEM\1\METHODS\082208W.M (RTE Integrator)
Title : GC/MS Volatiles (S.O.P. 525)
Last Update : Fri Aug 22 15:41:08 2008
Response via : Initial Calibration
DataAcq Meth : 082208W

Internal Standards	R.T.	QIon	Response	Conc	Units	Dev(Min)
1) Fluorobenzene	9.36	96	1976048	25.00	ppb	0.00
52) Chlorobenzene-d5	12.50	82	669104	25.00	ppb	0.00
72) 1,4-Dichlorobenzene-d4	14.51	152	554752	25.00	ppb	0.00
System Monitoring Compounds						
34) Dibromofluoromethane	8.55	113	788171	25.39	ppb	0.00
Spiked Amount 25.000	Range 80 - 124		Recovery = 101.56%			
38) 1,2-dichloroethane-d4	9.02	65	456113	22.70	ppb	-0.01
Spiked Amount 25.000	Range 62 - 139		Recovery = 90.80%			
53) Toluene-d8	11.05	98	1791758	24.57	ppb	-0.01
Spiked Amount 25.000	Range 81 - 119		Recovery = 98.28%			
73) 4-Bromofluorobenzene	13.54	95	609147	24.46	ppb	-0.01
Spiked Amount 25.000	Range 78 - 129		Recovery = 97.84%			

Target Compounds							Qvalue
2) Dichlorodifluoromethane	3.42	85	1534247	31.32	ppb		99
3) Chloromethane	3.74	50	1797573	33.38	ppb		98
4) Vinyl chloride	3.92	62	1222991	33.26	ppb		95
5) Bromomethane	4.46	96	799777	34.72	ppb		100
6) Chloroethane	4.60	64	493182	30.30	ppb		94
7) Trichlorofluoromethane	4.93	101	1523652	33.11	ppb		98
8) Ethanol	5.18	45	90509	612.48	ppb		96
9) Acrolein	5.59	56	354602m	364.29	ppb		
10) 1,1,2-Trichloro-1,2,2-trif	5.60	101	1140090	37.65	ppb		93
11) 1,1-Dichloroethene	5.68	96	975160	35.37	ppb		98
12) Acetone	5.78	58	107959	134.48	ppb		93
13) Iodomethane	5.94	142	2114227	37.02	ppb		99
14) Carbon Disulfide	6.03	76	3751184	34.81	ppb		96
15) Allyl chloride	6.16	76	554532	35.67	ppb		95
16) Acetonitrile	6.21	41	569773	292.24	ppb	#	95
17) Methylene chloride	6.35	84	958488	32.72	ppb		98
18) tert-Butanol	6.38	59	136235	179.07	ppb	#	87
19) Methyl-t-butyl-ether	6.60	73	2588919	72.55	ppb		95
20) trans-1,2-Dichloroethene	6.66	96	1012726	34.90	ppb		96
21) Acrylonitrile	6.71	53	1567853	352.50	ppb		100
22) Isopropyl ether	7.16	45	3811412	31.40	ppb		99
23) Vinyl Acetate	7.20	43	1025736	27.58	ppb		99
24) 1,1-Dichloroethane	7.23	63	2142518	33.78	ppb		97
25) Chloroprene	7.31	53	1536145	36.57	ppb		98
26) Ethyl tert-butyl ether	7.61	59	2457766	36.94	ppb		96
27) 2,2-Dichloropropane	7.95	77	1167387	32.77	ppb		94
28) 2-Butanone	7.97	43	890967	134.21	ppb		98
29) cis-1,2-Dichloroethene	7.98	96	1172433	36.45	ppb		97
30) Propionitrile	8.13	54	530051	355.67	ppb		97
31) Methacrylonitrile	8.29	67	152303	36.33	ppb		90
32) Bromochloromethane	8.29	128	470016	35.56	ppb		96
33) Chloroform	8.34	83	1898152	34.49	ppb		98
35) 1,1,1-Trichloroethane	8.58	97	1486366	37.28	ppb		96
36) Carbon tetrachloride	8.76	117	1271642	37.21	ppb		97
37) 1,1-Dichloropropene	8.78	75	1379304	35.24	ppb		98
39) Isobutyl alcohol	8.79	43	307304	663.15	ppb	#	90
40) tert-Amyl methyl ether	9.07	87	283010	37.06	ppb		81
41) Benzene	9.04	78	3958056	34.36	ppb		98
42) 1,2-Dichloroethane	9.11	62	912418	35.11	ppb		99
43) Trichloroethene	9.77	95	1146200	36.33	ppb		94

(#) = qualifier out of range (m) = manual integration

ac 8/25/08

Quantitation Report (QT Reviewed)

Data File : C:\HPCHEM\1\DATA\082208\C11996.D Vial: 13
Acq On : 22 Aug 2008 15:33 Operator: twk-sop525r12:
Sample : VOC_35ppb_CSTD Inst : CSS Instr
Misc : 10mL water (source B) Multiplr: 1.00
MS Integration Params: ettics.p
Quant Time: Aug 22 16:26 2008 Quant Results File: 082208W.RES

Quant Method : C:\HPCHEM\1\METHODS\082208W.M (RTE Integrator)
Title : GC/MS Volatiles (S.O.P. 525)
Last Update : Fri Aug 22 15:41:08 2008
Response via : Initial Calibration
DataAcq Meth : 082208W

	Compound	R.T.	QIon	Response	Conc	Unit		Qvalue
44)	1,2-Dichloropropane	10.07	63	1093981	32.57	ppb	#	98
45)	Methyl methacrylate	10.07	69	241004	35.10	ppb		94
46)	1,4-Dioxane	10.17	88	47368	832.23	ppb	#	94
47)	Dibromomethane	10.21	93	546411	35.14	ppb		98
48)	Bromodichloromethane	10.33	83	1140387	34.22	ppb		95
49)	2-Chloroethyl vinyl ether	10.60	63	354014	36.64	ppb		93
50)	cis-1,3-Dichloropropene	10.80	75	1352891	37.11	ppb		98
51)	4-Methyl-2-Pentanone	10.91	43	1902254	129.19	ppb		99
54)	Toluene	11.13	91	3721508	38.57	ppb		98
55)	Ethyl methacrylate	11.34	69	560523	36.49	ppb	#	95
56)	trans-1,3-Dichloropropene	11.37	75	888814	37.56	ppb		94
57)	1,1,2-Trichloroethane	11.57	83	550661	38.74	ppb		96
58)	Tetrachloroethene	11.67	164	732108	34.99	ppb		94
59)	2-Hexanone	11.74	58	549800	164.07	ppb		93
60)	1,3-Dichloropropane	11.75	76	802329	35.96	ppb		97
61)	Dibromochloromethane	11.96	129	861985	40.83	ppb		95
62)	1,2-Dibromoethane	12.11	107	665739	39.71	ppb		95
63)	1-Chlorohexane	12.42	91	1291678	36.99	ppb		98
64)	Chlorobenzene	12.53	112	2186508	34.60	ppb		99
65)	Ethylbenzene	12.57	91	3767469	36.24	ppb		98
66)	1,1,1,2-Tetrachloroethane	12.59	131	791490	39.37	ppb		95
67)	m,p-Xylene	12.67	106	2661450	71.40	ppb		99
68)	o-Xylene	13.04	106	1439940	38.07	ppb		92
69)	Styrene	13.06	104	2082780	38.86	ppb		95
70)	Bromoform	13.29	173	427905	41.06	ppb		95
71)	Isopropylbenzene	13.33	105	3415614	36.79	ppb		99
74)	1,1,2,2-Tetrachloroethane	13.64	83	639335	35.02	ppb		97
75)	trans-1,4-Dichloro-2-buten	13.69	53	146518	35.65	ppb		90
76)	n-Propylbenzene	13.69	91	4609888	35.28	ppb		99
77)	1,2,3-Trichloropropane	13.70	110	114383	35.83	ppb		88
78)	Bromobenzene	13.69	156	861606	36.29	ppb		97
79)	1,3,5-Trimethylbenzene	13.82	105	2908887	35.08	ppb		97
80)	2-Chlorotoluene	13.82	126	895087	35.21	ppb		99
81)	4-Chlorotoluene	13.92	126	873913	36.91	ppb		96
82)	tert-Butylbenzene	14.10	134	473868	37.64	ppb		97
83)	1,2,4-Trimethylbenzene	14.14	105	2969158	37.95	ppb		99
84)	sec-Butylbenzene	14.28	105	3981265	35.94	ppb		100
85)	p-Isopropyltoluene	14.38	119	3030889	36.08	ppb		97
86)	1,3-Dichlorobenzene	14.46	146	1577335	36.24	ppb		96
87)	1,4-Dichlorobenzene	14.53	146	1465608	35.57	ppb		98
88)	n-Butylbenzene	14.72	91	3177099	36.59	ppb		99
89)	1,2-Dichlorobenzene	14.86	146	1304082	35.32	ppb		98
90)	Hexachloroethane	15.06	201	573582	40.85	ppb	#	85
91)	1,2-Dibromo-3-chloropropan	15.56	157	74592	37.97	ppb		93
92)	1,2,4-Trichlorobenzene	16.31	180	839397	37.02	ppb		99
93)	Hexachlorobutadiene	16.38	225	571600	37.16	ppb		95
94)	Naphthalene	16.61	128	1034317	40.65	ppb		100
95)	1,2,3-Trichlorobenzene	16.87	180	665497	38.16	ppb		97

(#) = qualifier out of range (m) = manual integration

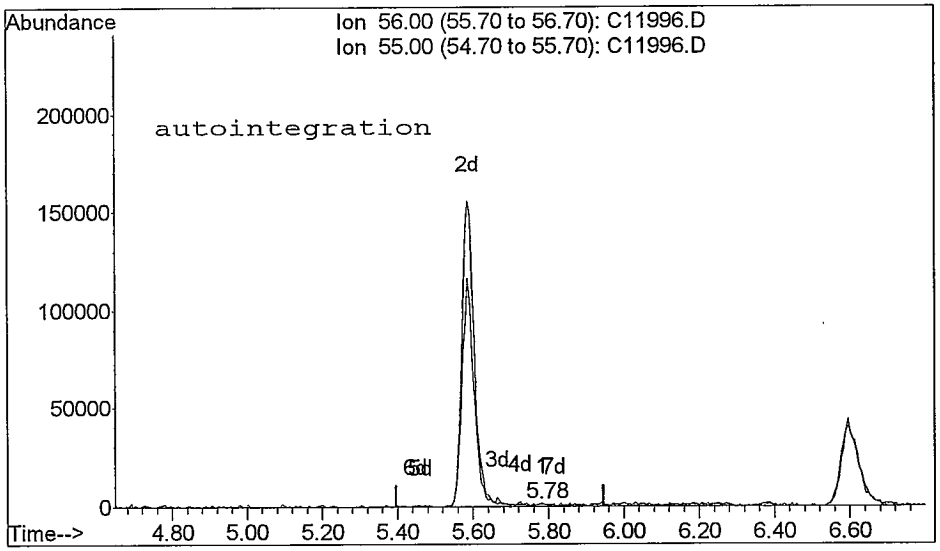

TIC: C11996.D

(9) Acrolein (T)
5.78min 3.09ppb
response 3012

Ion	Exp%	Act%
56.00	100	100
55.00	50.00	39.01
0.00	0.00	0.00
0.00	0.00	0.00

Reason for manual re-integration?

[X] missed peak assignment

[] peak saturation (detector shutdown)

[] over-integrated peak's area

[] under-integrated peak's area

[] other (_____)

initials: VL date: 9/25/08

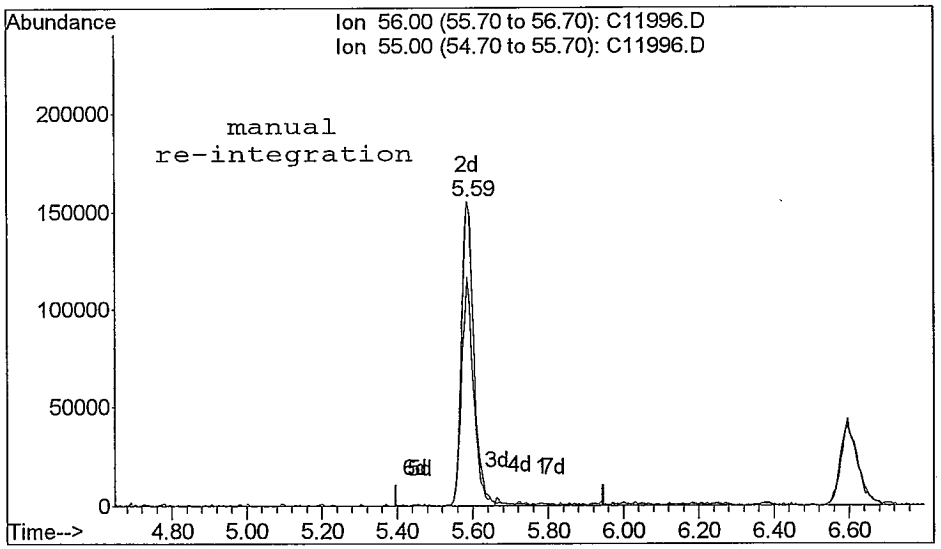

TIC: C11996.D

(9) Acrolein (T)
5.59min 364.29ppb m
response 354602

Ion	Exp%	Act%
56.00	100	100
55.00	50.00	74.69#
0.00	0.00	0.00
0.00	0.00	0.00

Quantitation Report

Data File : C:\HPCHEM\1\DATA\082208\C11996.D Vial: 13
Acq On : 22 Aug 2008 15:33 Operator: twk-sop525r12:
Sample : VOC_35ppb_CSTD Inst : CSS Instr
Misc : 10mL water (source B) Multiplr: 1.00
MS Integration Params: ettics.p
Quant Time: Aug 22 16:26 2008 Quant Results File: 082208W.RES

Method : C:\HPCHEM\1\METHODS\082208W.M (RTE Integrator)
Title : GC/MS Volatiles (S.O.P. 525)
Last Update : Fri Aug 22 15:41:08 2008
Response via : Initial Calibration

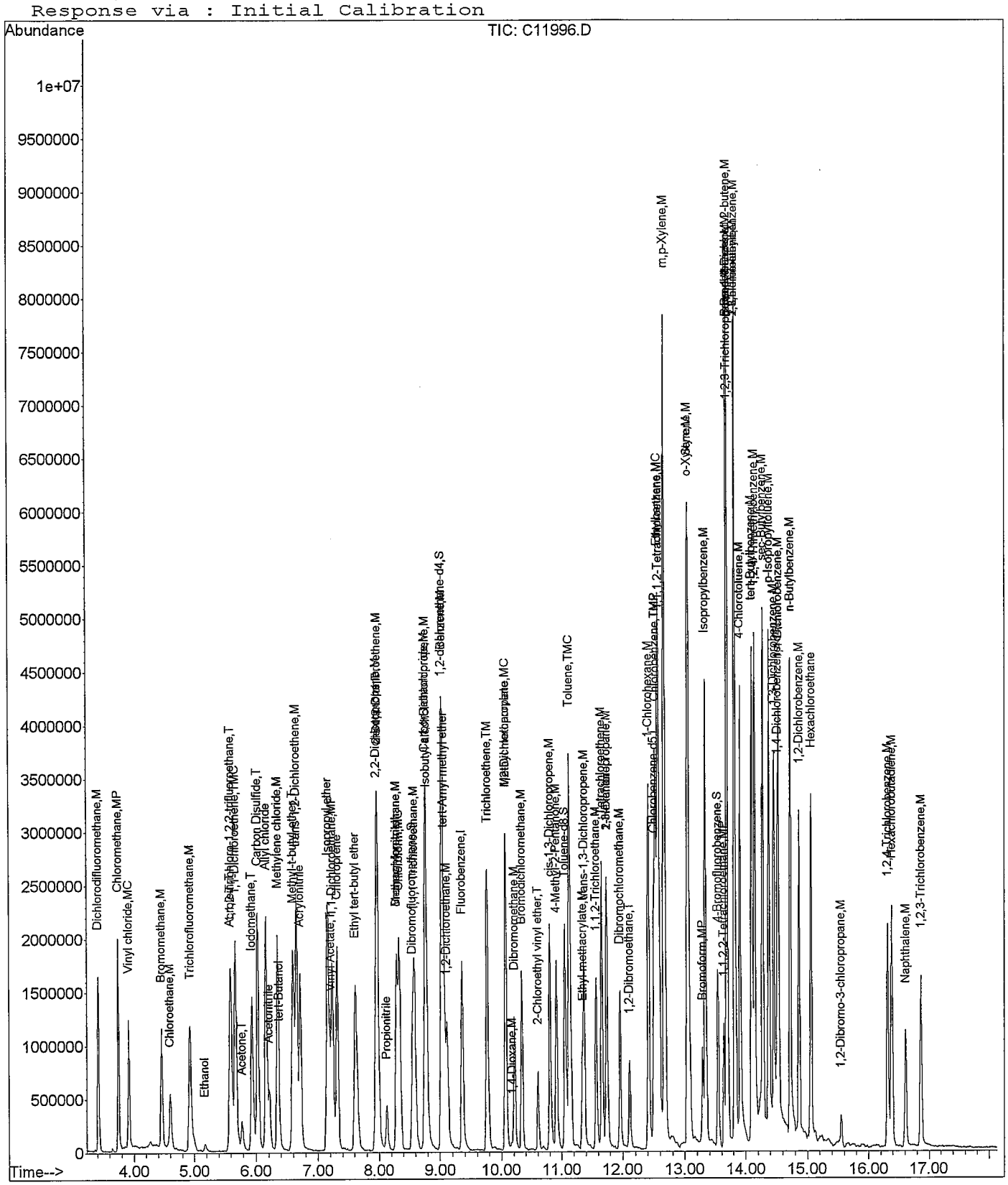

Quantitation Report (QT Reviewed)

Data File : C:\HPCHEM\1\DATA\082208\C11999.D
Acq On : 22 Aug 2008 16:43
Sample : VOC_10ppb_CSTD
Misc : 10mL water (source B)
MS Integration Params: ettics.p
Quant Time: Aug 22 18:21 2008

Vial: 16
Operator: twk-sop525r12:
Inst : CSS Instr
Multiplr: 1.00

Quant Results File: 082208W.RES

Quant Method : C:\HPCHEM\1\METHODS\082208W.M (RTE Integrator)
Title : GC/MS Volatiles (S.O.P. 525)
Last Update : Fri Aug 22 16:28:08 2008
Response via : Initial Calibration
DataAcq Meth : 082208W

Internal Standards	R.T.	QIon	Response	Conc	Units	Dev(Min)
1) Fluorobenzene	9.36	96	1895290	25.00	ppb	0.00
52) Chlorobenzene-d5	12.50	82	656281	25.00	ppb	0.00
72) 1,4-Dichlorobenzene-d4	14.51	152	549674	25.00	ppb	0.00
System Monitoring Compounds						
34) Dibromofluoromethane	8.55	113	733929	24.63	ppb	0.00
Spiked Amount 25.000	Range 80 - 124		Recovery = 98.52%			
38) 1,2-dichloroethane-d4	9.02	65	448306	23.50	ppb	-0.02
Spiked Amount 25.000	Range 62 - 139		Recovery = 94.00%			
53) Toluene-d8	11.05	98	1862811	26.13	ppb	-0.01
Spiked Amount 25.000	Range 81 - 119		Recovery = 104.52%			
73) 4-Bromofluorobenzene	13.54	95	606525	24.75	ppb	0.00
Spiked Amount 25.000	Range 78 - 129		Recovery = 99.00%			

Target Compounds							Qvalue
2) Dichlorodifluoromethane	3.42	85	483876	10.43	ppb		100
3) Chloromethane	3.74	50	505847	9.99	ppb		98
4) Vinyl chloride	3.91	62	350203	10.08	ppb		97
5) Bromomethane	4.46	96	236716	10.78	ppb		98
6) Chloroethane	4.60	64	144405	9.43	ppb		95
7) Trichlorofluoromethane	4.93	101	447380	10.27	ppb		91
8) Ethanol	5.18	45	26702	184.42	ppb	#	84
9) Acrolein	5.59	56	104714	119.05	ppb		75
10) 1,1,2-Trichloro-1,2,2-trif	5.60	101	346128	11.92	ppb		99
11) 1,1-Dichloroethene	5.67	96	276592	10.49	ppb		97
12) Acetone	5.78	58	30490	39.26	ppb		80
13) Iodomethane	5.94	142	587722	10.65	ppb		99
14) Carbon Disulfide	6.03	76	1063087	10.43	ppb		99
15) Allyl chloride	6.16	76	165833	11.06	ppb	#	93
16) Acetonitrile	6.22	41	190046	102.49	ppb		90
17) Methylene chloride	6.35	84	289464	10.35	ppb		93
18) tert-Butanol	6.39	59	38956	52.74	ppb	#	85
19) Methyl-t-butyl-ether	6.60	73	716192	20.83	ppb		92
20) trans-1,2-Dichloroethene	6.65	96	301439	10.87	ppb		94
21) Acrylonitrile	6.71	53	458075	107.65	ppb		97
22) Isopropyl ether	7.16	45	1167640	10.21	ppb		96
23) Vinyl Acetate	7.21	43	380009	11.18	ppb		97
24) 1,1-Dichloroethane	7.24	63	682788	11.33	ppb		93
25) Chloroprene	7.32	53	425602	10.52	ppb		92
26) Ethyl tert-butyl ether	7.61	59	729508	11.39	ppb		98
27) 2,2-Dichloropropane	7.95	77	344897	10.19	ppb		88
28) 2-Butanone	7.97	43	253267	40.06	ppb		98
29) cis-1,2-Dichloroethene	7.97	96	330713	10.72	ppb		96
30) Propionitrile	8.13	54	151055	105.03	ppb	#	93
31) Methacrylonitrile	8.29	67	43157	10.68	ppb		94
32) Bromochloromethane	8.30	128	146377	11.46	ppb		84
33) Chloroform	8.33	83	556880	10.65	ppb		98
35) 1,1,1-Trichloroethane	8.58	97	411544	10.74	ppb		97
36) Carbon tetrachloride	8.76	117	363668	11.00	ppb		89
37) 1,1-Dichloropropene	8.78	75	410259	11.02	ppb		96
39) Isobutyl alcohol	8.80	43	94001	209.17	ppb	#	90
40) tert-Amyl methyl ether	9.07	87	75098	10.16	ppb		96
41) Benzene	9.03	78	1153145	10.44	ppb		97
42) 1,2-Dichloroethane	9.11	62	278627	11.18	ppb		96
43) Trichloroethene	9.76	95	310442	10.17	ppb		97

(#) = qualifier out of range (m) = manual integration

m 8/25/08

Quantitation Report (QT Reviewed)

Data File : C:\HPCHEM\1\DATA\082208\C11999.D Vial: 16
Acq On : 22 Aug 2008 16:43 Operator: twk-sop525r12:
Sample : VOC_10ppb_CSTD Inst : CSS Instr
Misc : 10mL water (source B) Multiplr: 1.00
MS Integration Params: ettics.p
Quant Time: Aug 22 18:21 2008 Quant Results File: 082208W.RES

Quant Method : C:\HPCHEM\1\METHODS\082208W.M (RTE Integrator)
Title : GC/MS Volatiles (S.O.P. 525)
Last Update : Fri Aug 22 16:28:08 2008
Response via : Initial Calibration
DataAcq Meth : 082208W

	Compound	R.T.	QIon	Response	Conc Unit		Qvalue
44)	1,2-Dichloropropane	10.07	63	340812	10.70 ppb		99
45)	Methyl methacrylate	10.07	69	71774	10.91 ppb		94
46)	1,4-Dioxane	10.18	88	11262	197.76 ppb	#	77
47)	Dibromomethane	10.21	93	161645	10.82 ppb		93
48)	Bromodichloromethane	10.33	83	341658	10.75 ppb		99
49)	2-Chloroethyl vinyl ether	10.60	63	103290	11.19 ppb		91
50)	cis-1,3-Dichloropropene	10.80	75	384663	11.02 ppb		98
51)	4-Methyl-2-Pentanone	10.91	43	557654	39.89 ppb	#	97
54)	Toluene	11.13	91	1044109	10.90 ppb		99
55)	Ethyl methacrylate	11.35	69	164537	10.81 ppb	#	95
56)	trans-1,3-Dichloropropene	11.37	75	258072	11.09 ppb		92
57)	1,1,2-Trichloroethane	11.57	83	150026	10.64 ppb		97
58)	Tetrachloroethene	11.67	164	242157	11.81 ppb		93
59)	2-Hexanone	11.74	58	165564	49.91 ppb		98
60)	1,3-Dichloropropane	11.75	76	257503	11.67 ppb		96
61)	Dibromochloromethane	11.96	129	243313	11.47 ppb		100
62)	1,2-Dibromoethane	12.11	107	194692	11.67 ppb		92
63)	1-Chlorohexane	12.42	91	401969	11.59 ppb		98
64)	Chlorobenzene	12.53	112	732959	11.79 ppb		98
65)	Ethylbenzene	12.57	91	1193523	11.65 ppb		98
66)	1,1,1,2-Tetrachloroethane	12.59	131	238986	11.94 ppb		92
67)	m,p-Xylene	12.67	106	859374	23.34 ppb		94
68)	o-Xylene	13.04	106	448458	11.90 ppb		98
69)	Styrene	13.06	104	654966	12.33 ppb		97
70)	Bromoform	13.29	173	115729	11.11 ppb		98
71)	Isopropylbenzene	13.34	105	1084397	11.87 ppb		99
74)	1,1,2,2-Tetrachloroethane	13.64	83	188468	10.40 ppb		96
75)	trans-1,4-Dichloro-2-buten	13.69	53	43168	10.63 ppb	#	86
76)	n-Propylbenzene	13.69	91	1390258	10.81 ppb		98
77)	1,2,3-Trichloropropane	13.71	110	32083	10.06 ppb		88
78)	Bromobenzene	13.69	156	263238	11.14 ppb		93
79)	1,3,5-Trimethylbenzene	13.82	105	930100	11.33 ppb		100
80)	2-Chlorotoluene	13.82	126	274768	10.88 ppb		99
81)	4-Chlorotoluene	13.91	126	253230	10.74 ppb		97
82)	tert-Butylbenzene	14.10	134	136611	10.84 ppb		98
83)	1,2,4-Trimethylbenzene	14.15	105	854844	10.94 ppb		100
84)	sec-Butylbenzene	14.27	105	1137973	10.33 ppb		100
85)	p-Isopropyltoluene	14.38	119	888086	10.60 ppb		98
86)	1,3-Dichlorobenzene	14.46	146	477134	10.95 ppb		96
87)	1,4-Dichlorobenzene	14.53	146	428644	10.40 ppb		98
88)	n-Butylbenzene	14.72	91	919363	10.68 ppb		97
89)	1,2-Dichlorobenzene	14.86	146	402827	10.98 ppb		95
90)	Hexachloroethane	15.06	201	159198	11.15 ppb	#	80
91)	1,2-Dibromo-3-chloropropan	15.56	157	22341	11.38 ppb		92
92)	1,2,4-Trichlorobenzene	16.31	180	263606	11.68 ppb		95
93)	Hexachlorobutadiene	16.38	225	154001	10.02 ppb		95
94)	Naphthalene	16.61	128	286570	11.08 ppb		100
95)	1,2,3-Trichlorobenzene	16.86	180	203516	11.62 ppb		89

(#) = qualifier out of range (m) = manual integration

Quantitation Report

Data File : C:\HPCHEM\1\DATA\082208\C11999.D Vial: 16
Acq On : 22 Aug 2008 16:43 Operator: twk-sop525r12:
Sample : VOC_10ppb_CSTD Inst : CSS Instr
Misc : 10mL water (source B) Multiplr: 1.00
MS Integration Params: ettics.p
Quant Time: Aug 22 18:21 2008 Quant Results File: 082208W.RES

Method : C:\HPCHEM\1\METHODS\082208W.M (RTE Integrator)
Title : GC/MS Volatiles (S.O.P. 525)
Last Update : Fri Aug 22 16:28:08 2008
Response via : Initial Calibration

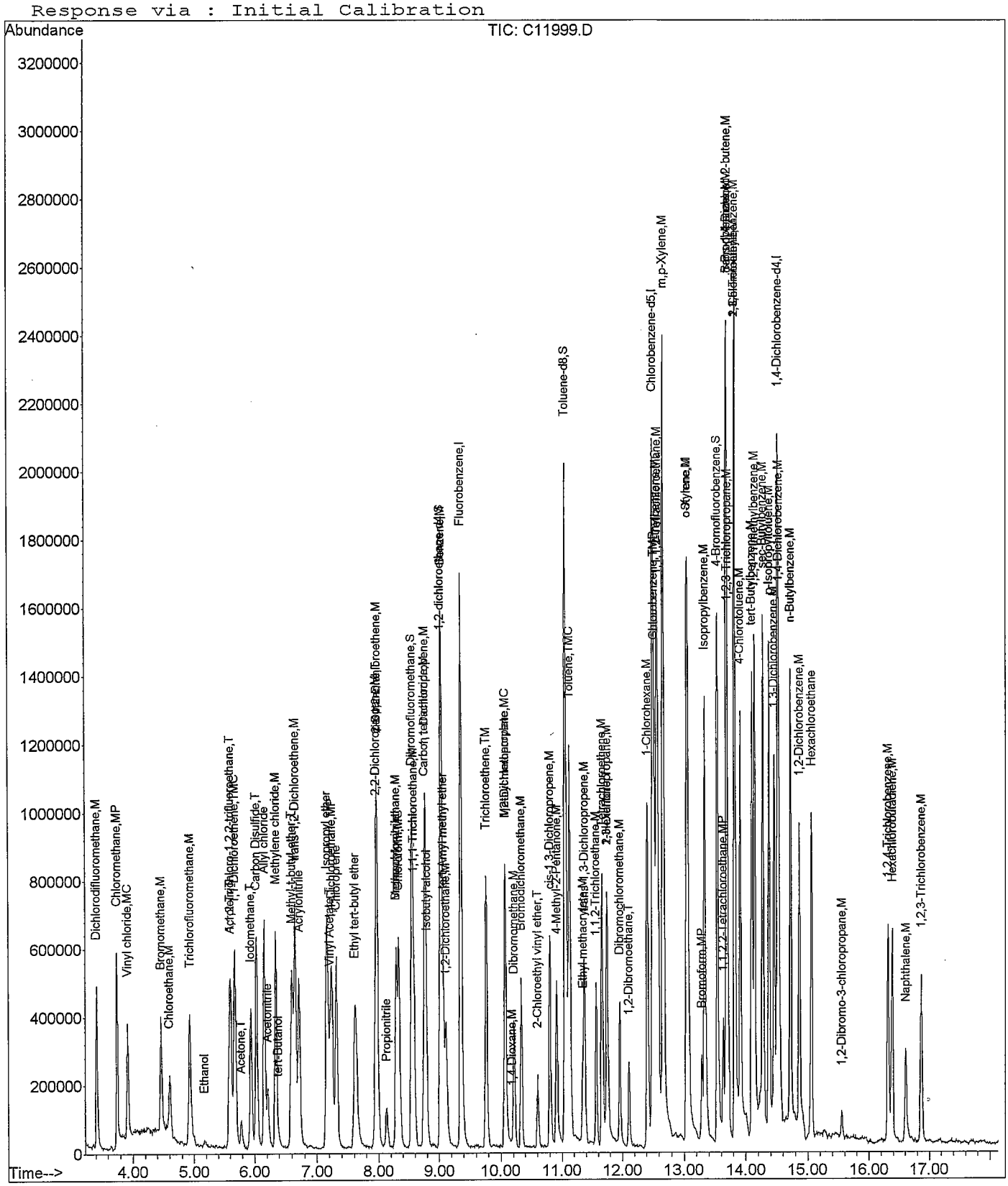

Quantitation Report (QT Reviewed)

Data File : C:\HPCHEM\1\DATA\082208\C12000.D Vial: 17
Acq On : 22 Aug 2008 17:06 Operator: twk-sop525r12:
Sample : VOC_50ppb_CSTD Inst : CSS Instr
Misc : 10mL water (source B) Multiplr: 1.00
MS Integration Params: ettics.p
Quant Time: Aug 22 18:24 2008 Quant Results File: 082208W.RES

Quant Method : C:\HPCHEM\1\METHODS\082208W.M (RTE Integrator)
Title : GC/MS Volatiles (S.O.P. 525)
Last Update : Fri Aug 22 18:23:49 2008
Response via : Initial Calibration
DataAcq Meth : 082208W

Internal Standards	R.T.	QIon	Response	Conc	Units	Dev(Min)
1) Fluorobenzene	9.35	96	2085308	25.00	ppb	-0.01
52) Chlorobenzene-d5	12.50	82	730465	25.00	ppb	-0.01
72) 1,4-Dichlorobenzene-d4	14.51	152	575608	25.00	ppb	0.00
System Monitoring Compounds						
34) Dibromofluoromethane	8.55	113	726771	22.26	ppb	0.00
Spiked Amount 25.000	Range 80 - 124		Recovery = 89.04%			
38) 1,2-dichloroethane-d4	9.02	65	451598	21.80	ppb	-0.02
Spiked Amount 25.000	Range 62 - 139		Recovery = 87.20%			
53) Toluene-d8	11.05	98	1823012	23.12	ppb	-0.01
Spiked Amount 25.000	Range 81 - 119		Recovery = 92.48%			
73) 4-Bromofluorobenzene	13.54	95	608901	23.87	ppb	-0.01
Spiked Amount 25.000	Range 78 - 129		Recovery = 95.48%			

Target Compounds							Qvalue
2) Dichlorodifluoromethane	3.42	85	2333981	45.44	ppb		100
3) Chloromethane	3.74	50	2653929	47.51	ppb		98
4) Vinyl chloride	3.92	62	1726904	45.22	ppb		100
5) Bromomethane	4.45	96	1143323	46.77	ppb		97
6) Chloroethane	4.60	64	700709	41.83	ppb		95
7) Trichlorofluoromethane	4.92	101	2211796	46.28	ppb		98
8) Ethanol	5.18	45	128683	783.40	ppb	#	87
9) Acrolein	5.59	56	582139m	585.83	ppb		
10) 1,1,2-Trichloro-1,2,2-trif	5.60	101	1756247	54.00	ppb		97
11) 1,1-Dichloroethene	5.67	96	1297749	44.19	ppb		97
12) Acetone	5.78	58	153265	177.72	ppb		93
13) Iodomethane	5.94	142	2886138	47.19	ppb		99
14) Carbon Disulfide	6.02	76	5393691	47.93	ppb		96
15) Allyl chloride	6.16	76	787785	46.81	ppb	#	94
16) Acetonitrile	6.21	41	939902	453.30	ppb		95
17) Methylene chloride	6.35	84	1366450	44.06	ppb		94
18) tert-Butanol	6.39	59	203440	246.33	ppb		99
19) Methyl-t-butyl-ether	6.60	73	3766645	98.54	ppb		95
20) trans-1,2-Dichloroethene	6.65	96	1512006	48.72	ppb		97
21) Acrylonitrile	6.71	53	2196845	465.21	ppb		99
22) Isopropyl ether	7.15	45	5928645	46.79	ppb		99
23) Vinyl Acetate	7.20	43	1617521	43.77	ppb		99
24) 1,1-Dichloroethane	7.23	63	3108500	46.03	ppb		95
25) Chloroprene	7.32	53	2314861	51.25	ppb		95
26) Ethyl tert-butyl ether	7.61	59	3309405	45.84	ppb		97
27) 2,2-Dichloropropane	7.95	77	1560781	42.11	ppb		88
28) 2-Butanone	7.97	43	1161523	166.80	ppb		97
29) cis-1,2-Dichloroethene	7.97	96	1550215	45.19	ppb		95
30) Propionitrile	8.12	54	756481	472.90	ppb	#	94
31) Methacrylonitrile	8.28	67	224622	50.29	ppb		83
32) Bromochloromethane	8.29	128	695484	48.38	ppb		92
33) Chloroform	8.33	83	2822037	48.72	ppb		98
35) 1,1,1-Trichloroethane	8.58	97	1967025	46.52	ppb		97
36) Carbon tetrachloride	8.76	117	1788273	47.81	ppb		93
37) 1,1-Dichloropropene	8.77	75	1945406	46.82	ppb		96
39) Isobutyl alcohol	8.79	43	465889	927.63	ppb	#	91
40) tert-Amyl methyl ether	9.06	87	375981	45.64	ppb		85
41) Benzene	9.04	78	5609868	45.69	ppb		99
42) 1,2-Dichloroethane	9.11	62	1269182	45.48	ppb		99
43) Trichloroethene	9.76	95	1623289	47.97	ppb		91

(#) = qualifier out of range (m) = manual integration

mr 8/25/08

Quantitation Report (QT Reviewed)

Data File : C:\HPCHEM\1\DATA\082208\C12000.D Vial: 17
Acq On : 22 Aug 2008 17:06 Operator: twk-sop525r12:
Sample : VOC_50ppb_CSTD Inst : CSS Instr
Misc : 10mL water (source B) Multiplr: 1.00
MS Integration Params: ettics.p
Quant Time: Aug 22 18:24 2008 Quant Results File: 082208W.RES

Quant Method : C:\HPCHEM\1\METHODS\082208W.M (RTE Integrator)
Title : GC/MS Volatiles (S.O.P. 525)
Last Update : Fri Aug 22 18:23:49 2008
Response via : Initial Calibration
DataAcq Meth : 082208W

	Compound	R.T.	QIon	Response	Conc Unit		Qvalue
44)	1,2-Dichloropropane	10.07	63	1665193	47.21 ppb	#	98
45)	Methyl methacrylate	10.07	69	369461	50.31 ppb		94
46)	1,4-Dioxane	10.17	88	74021	1131.00 ppb	#	89
47)	Dibromomethane	10.21	93	821745	49.60 ppb		94
48)	Bromodichloromethane	10.33	83	1623858	45.97 ppb		95
49)	2-Chloroethyl vinyl ether	10.60	63	543102	53.10 ppb		92
50)	cis-1,3-Dichloropropene	10.80	75	1912411	49.63 ppb		98
51)	4-Methyl-2-Pentanone	10.91	43	2864759	187.92 ppb		97
54)	Toluene	11.13	91	5336766	49.21 ppb		97
55)	Ethyl methacrylate	11.34	69	846932	49.06 ppb	#	96
56)	trans-1,3-Dichloropropene	11.37	75	1319808	50.46 ppb		93
57)	1,1,2-Trichloroethane	11.57	83	744214	46.66 ppb		99
58)	Tetrachloroethene	11.66	164	1151880	49.03 ppb		98
59)	2-Hexanone	11.74	58	804687	214.31 ppb		92
60)	1,3-Dichloropropane	11.75	76	1194760	47.64 ppb		98
61)	Dibromochloromethane	11.96	129	1215592	50.48 ppb		99
62)	1,2-Dibromoethane	12.11	107	958557	50.61 ppb		96
63)	1-Chlorohexane	12.41	91	2028436	51.22 ppb		96
64)	Chlorobenzene	12.53	112	3384151	47.68 ppb		99
65)	Ethylbenzene	12.56	91	5678206	48.89 ppb		98
66)	1,1,1,2-Tetrachloroethane	12.59	131	1187522	51.87 ppb		97
67)	m,p-Xylene	12.67	106	4168277	99.63 ppb		100
68)	o-Xylene	13.04	106	2148406	49.80 ppb		94
69)	Styrene	13.06	104	3104567	51.07 ppb		99
70)	Bromoform	13.29	173	629121	53.22 ppb		97
71)	Isopropylbenzene	13.33	105	4817274	46.37 ppb		99
74)	1,1,2,2-Tetrachloroethane	13.64	83	895680	47.06 ppb		98
75)	trans-1,4-Dichloro-2-buten	13.69	53	206121	48.45 ppb		90
76)	n-Propylbenzene	13.69	91	6631312	49.04 ppb		98
77)	1,2,3-Trichloropropane	13.71	110	153681	45.62 ppb		65
78)	Bromobenzene	13.69	156	1245835	49.72 ppb		99
79)	1,3,5-Trimethylbenzene	13.82	105	4346429	49.90 ppb		99
80)	2-Chlorotoluene	13.82	126	1324152	49.63 ppb		98
81)	4-Chlorotoluene	13.92	126	1208464	48.46 ppb		98
82)	tert-Butylbenzene	14.10	134	674287	50.59 ppb		96
83)	1,2,4-Trimethylbenzene	14.14	105	3954191	47.63 ppb		100
84)	sec-Butylbenzene	14.28	105	5490972	47.36 ppb		99
85)	p-Isopropyltoluene	14.38	119	4280434	48.30 ppb		99
86)	1,3-Dichlorobenzene	14.46	146	2244737	48.39 ppb		97
87)	1,4-Dichlorobenzene	14.53	146	2144231	49.20 ppb		98
88)	n-Butylbenzene	14.72	91	4567408	50.23 ppb		99
89)	1,2-Dichlorobenzene	14.86	146	1891290	48.33 ppb		97
90)	Hexachloroethane	15.06	201	829817	53.80 ppb		87
91)	1,2-Dibromo-3-chloropropan	15.56	157	113139	53.40 ppb		94
92)	1,2,4-Trichlorobenzene	16.31	180	1298325	53.81 ppb		98
93)	Hexachlorobutadiene	16.38	225	804456	49.94 ppb		93
94)	Naphthalene	16.61	128	1447757	52.81 ppb		100
95)	1,2,3-Trichlorobenzene	16.87	180	929281	49.29 ppb		95

(#) = qualifier out of range (m) = manual integration

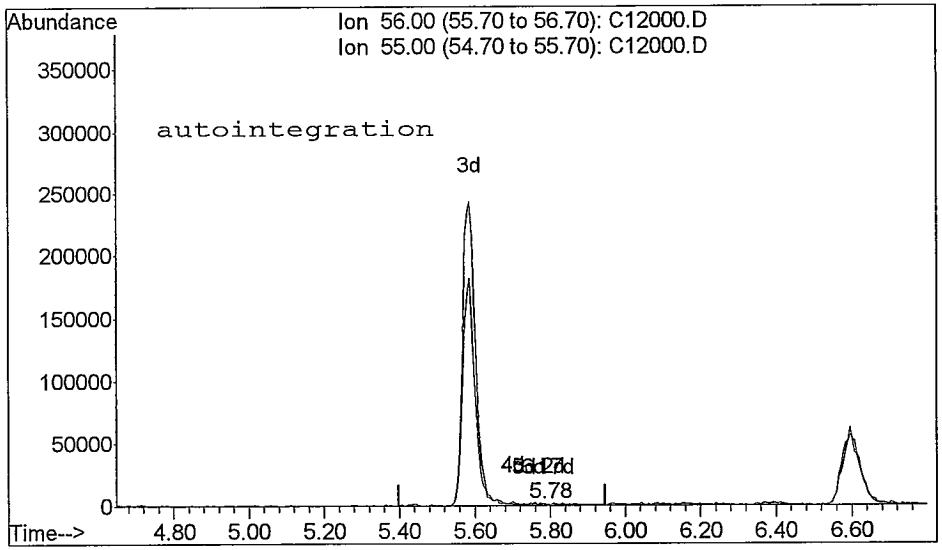

TIC: C12000.D

(9) Acrolein (T)
5.78min 1.52ppb
response 1508

Ion	Exp%	Act%
56.00	100	100
55.00	50.00	39.79
0.00	0.00	0.00
0.00	0.00	0.00

Reason for manual re-integration?

[X] missed peak assignment

[] peak saturation (detector shutdown)

[] over-integrated peak's area

[] under-integrated peak's area

[] other (_____)

initials: mm date: 9 / 25 / 08

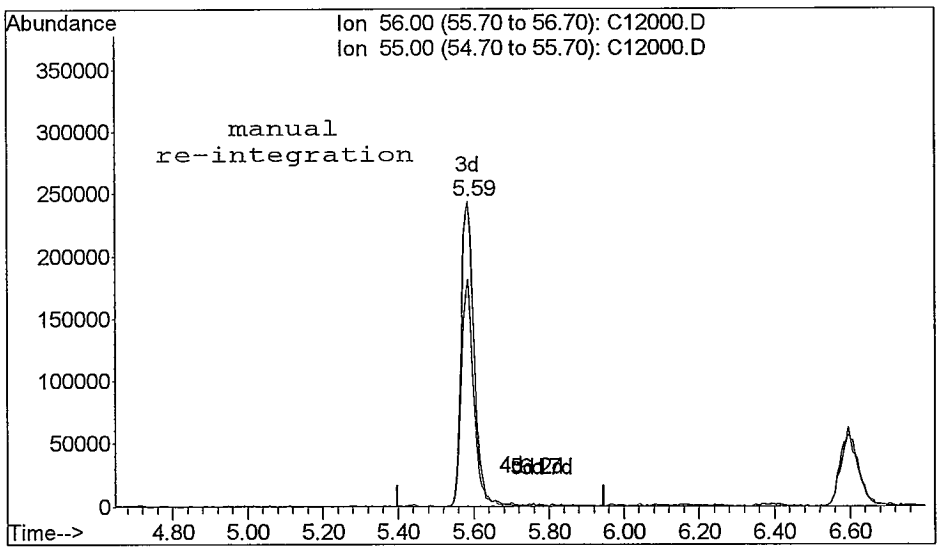

TIC: C12000.D

(9) Acrolein (T)
5.59min 585.83ppb m
response 582139

Ion	Exp%	Act%
56.00	100	100
55.00	50.00	74.58#
0.00	0.00	0.00
0.00	0.00	0.00

Quantitation Report

Data File : C:\HPCHEM\1\DATA\082208\C12000.D Vial: 17
Acq On : 22 Aug 2008 17:06 Operator: twk-sop525r12:
Sample : VOC_50ppb_CSTD Inst : CSS Instr
Misc : 10mL water (source B) Multiplr: 1.00
MS Integration Params: ettics.p
Quant Time: Aug 22 18:24 2008 Quant Results File: 082208W.RES

Method : C:\HPCHEM\1\METHODS\082208W.M (RTE Integrator)
Title : GC/MS Volatiles (S.O.P. 525)
Last Update : Fri Aug 22 18:23:49 2008
Response via : Initial Calibration

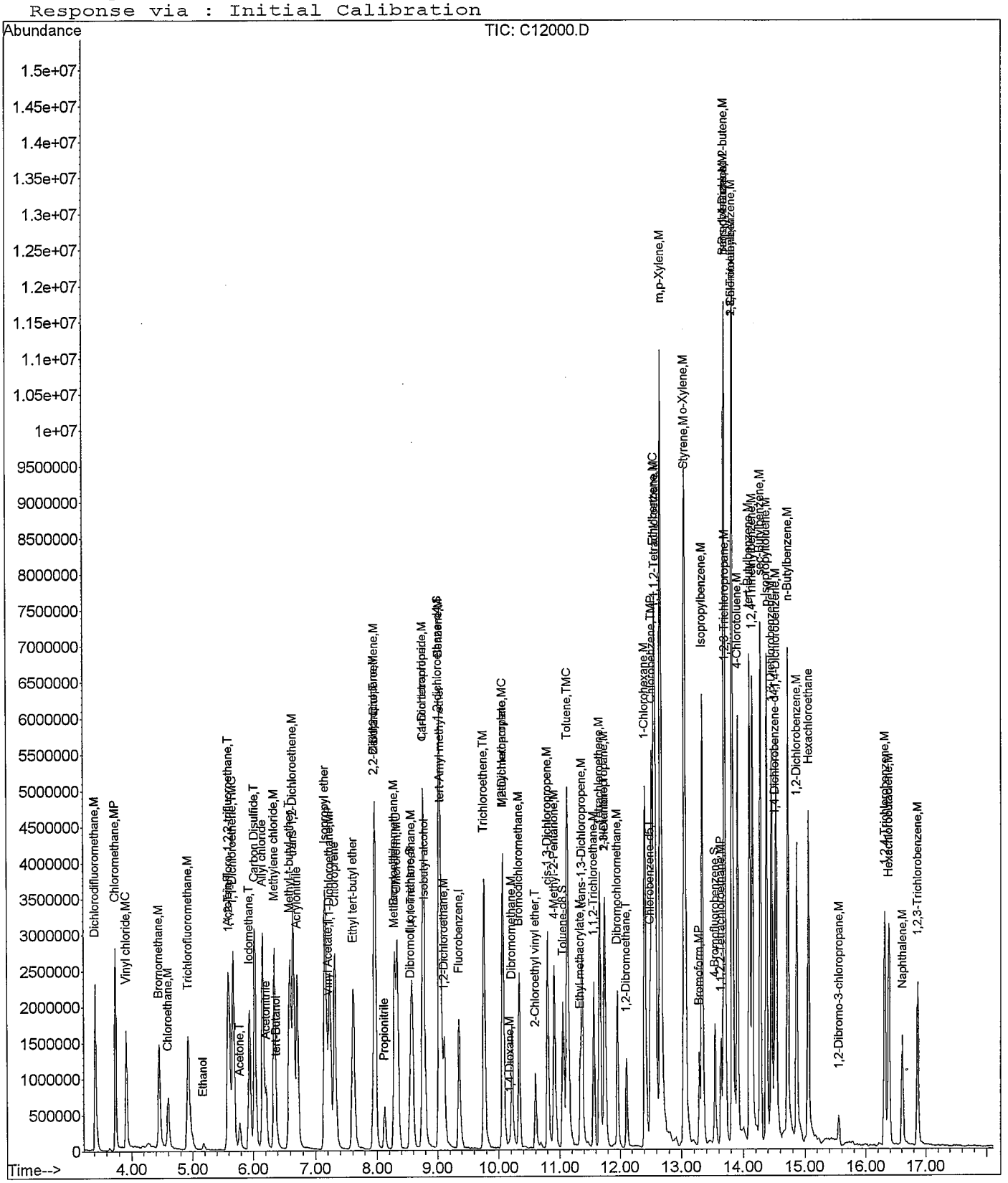

Quantitation Report (QT Reviewed)

Data File : C:\HPCHEM\1\DATA\082208\C12003.D Vial: 20
Acq On : 22 Aug 2008 18:17 Operator: twk-sop525r12:
Sample : VL080822-3ICS Inst : CSS Instr
Misc : 10mL water Source A Multiplr: 1.00
MS Integration Params: ettics.p
Quant Time: Aug 25 8:55 2008 Quant Results File: 082208W.RES

Quant Method : C:\HPCHEM\1\METHODS\082208W.M (RTE Integrator)
Title : GC/MS Volatiles (S.O.P. 525)
Last Update : Mon Aug 25 08:54:24 2008
Response via : Initial Calibration
DataAcq Meth : 082208W

Internal Standards	R.T.	QIon	Response	Conc	Units	Dev(Min)
1) Fluorobenzene	9.35	96	1951221	25.00	ppb	-0.01
52) Chlorobenzene-d5	12.50	82	720624	25.00	ppb	-0.01
72) 1,4-Dichlorobenzene-d4	14.51	152	561217	25.00	ppb	0.00
System Monitoring Compounds						
34) Dibromofluoromethane	8.55	113	764820	25.29	ppb	0.00
Spiked Amount 25.000	Range 80 - 124		Recovery = 101.16%			
38) 1,2-dichloroethane-d4	9.02	65	445883	23.39	ppb	-0.02
Spiked Amount 25.000	Range 62 - 139		Recovery = 93.56%			
53) Toluene-d8	11.05	98	1934023	25.03	ppb	-0.01
Spiked Amount 25.000	Range 81 - 119		Recovery = 100.12%			
73) 4-Bromofluorobenzene	13.54	95	572640	23.43	ppb	-0.01
Spiked Amount 25.000	Range 78 - 129		Recovery = 93.72%			

Target Compounds							Qvalue
2) Dichlorodifluoromethane	3.42	85	435786	9.23	ppb		99
3) Chloromethane	3.74	50	489875	9.53	ppb		99
4) Vinyl chloride	3.91	62	339851	9.72	ppb		97
5) Bromomethane	4.46	96	234451	10.33	ppb		99
6) Chloroethane	4.60	64	140401	9.15	ppb		97
7) Trichlorofluoromethane	4.92	101	457159	10.36	ppb		94
8) Ethanol	5.17	45	21801	167.66	ppb	#	78
9) Acrolein	5.59	56	98283	114.21	ppb		72
10) 1,1,2-Trichloro-1,2,2-trif	5.60	101	362200	11.80	ppb		97
11) 1,1-Dichloroethene	5.67	96	265960	9.80	ppb		96
12) Acetone	5.78	58	29035	36.51	ppb		100
13) Iodomethane	5.94	142	559312	9.72	ppb		99
14) Carbon Disulfide	6.02	76	1052478	10.12	ppb		94
15) Allyl chloride	6.16	76	155106	9.85	ppb	#	88
16) Acetonitrile	6.22	41	175776	95.80	ppb		92
17) Methylene chloride	6.34	84	265826	9.21	ppb		97
18) tert-Butanol	6.37	59	34896	45.22	ppb	#	87
19) Methyl-t-butyl-ether	6.60	73	657881	18.47	ppb		93
20) trans-1,2-Dichloroethene	6.65	96	290511	9.98	ppb		93
21) Acrylonitrile	6.71	53	414679	95.32	ppb		98
22) Isopropyl ether	7.16	45	1067832	9.10	ppb		97
23) Vinyl Acetate	7.20	43	302971	9.49	ppb		96
24) 1,1-Dichloroethane	7.23	63	625277	9.96	ppb		98
25) Chloroprene	7.31	53	446148	10.52	ppb		96
26) Ethyl tert-butyl ether	7.62	59	691160	10.34	ppb		96
27) 2,2-Dichloropropane	7.95	77	298978	8.73	ppb		87
28) 2-Butanone	7.97	43	234827	36.81	ppb	#	99
29) cis-1,2-Dichloroethene	7.98	96	323136	10.12	ppb		90
30) Propionitrile	8.12	54	142808	95.92	ppb		94
31) Methacrylonitrile	8.29	67	43242	10.44	ppb		97
32) Bromochloromethane	8.29	128	129374	9.57	ppb		89
33) Chloroform	8.33	83	511562	9.49	ppb		98
35) 1,1,1-Trichloroethane	8.58	97	407688	10.39	ppb		94
36) Carbon tetrachloride	8.76	117	359753	10.20	ppb		99
37) 1,1-Dichloropropene	8.78	75	379851	9.83	ppb		95
39) Isobutyl alcohol	8.80	43	77764	166.14	ppb		98
40) tert-Amyl methyl ether	9.06	87	76806	10.09	ppb		95
41) Benzene	9.03	78	1139270	10.01	ppb		96
42) 1,2-Dichloroethane	9.11	62	262301	10.16	ppb		95
43) Trichloroethene	9.76	95	312613	9.86	ppb		90

(#) = qualifier out of range (m) = manual integration

an 8/25/08

Quantitation Report (QT Reviewed)

Data File : C:\HPCHEM\1\DATA\082208\C12003.D Vial: 20
Acq On : 22 Aug 2008 18:17 Operator: twk-sop525r12:
Sample : VL080822-3ICS Inst : CSS Instr
Misc : 10mL water Multiplr: 1.00
MS Integration Params: ettics.p
Quant Time: Aug 25 8:55 2008 Quant Results File: 082208W.RES

Quant Method : C:\HPCHEM\1\METHODS\082208W.M (RTE Integrator)
Title : GC/MS Volatiles (S.O.P. 525)
Last Update : Mon Aug 25 08:54:24 2008
Response via : Initial Calibration
DataAcq Meth : 082208W

	Compound	R.T.	QIon	Response	Conc	Unit		Qvalue
44)	1,2-Dichloropropane	10.07	63	301667	9.29	ppb	#	95
45)	Methyl methacrylate	10.07	69	64756	9.53	ppb		89
46)	1,4-Dioxane	10.17	88	11079	177.73	ppb	#	78
47)	Dibromomethane	10.21	93	156519	10.08	ppb		93
48)	Bromodichloromethane	10.33	83	319499	9.78	ppb		92
49)	2-Chloroethyl vinyl ether	10.60	63	103331	10.22	ppb		90
50)	cis-1,3-Dichloropropene	10.80	75	342783	9.55	ppb		96
51)	4-Methyl-2-Pentanone	10.91	43	530330	38.04	ppb		99
54)	Toluene	11.12	91	1066537	9.98	ppb		98
55)	Ethyl methacrylate	11.34	69	152474	9.02	ppb	#	97
56)	trans-1,3-Dichloropropene	11.37	75	229654	8.99	ppb		95
57)	1,1,2-Trichloroethane	11.56	83	148864	9.52	ppb		97
58)	Tetrachloroethene	11.66	164	214561	9.29	ppb		95
59)	2-Hexanone	11.74	58	146311	36.55	ppb		94
60)	1,3-Dichloropropane	11.74	76	225025	9.13	ppb		93
61)	Dibromochloromethane	11.96	129	233139	9.81	ppb		97
62)	1,2-Dibromoethane	12.11	107	174638	9.33	ppb		92
63)	1-Chlorohexane	12.41	91	363343	9.29	ppb		97
64)	Chlorobenzene	12.53	112	669258	9.52	ppb		99
65)	Ethylbenzene	12.56	91	1024101	8.93	ppb		97
66)	1,1,1,2-Tetrachloroethane	12.59	131	224587	9.91	ppb		96
67)	m,p-Xylene	12.66	106	823418	19.80	ppb		94
68)	o-Xylene	13.04	106	413828	9.71	ppb		95
69)	Styrene	13.06	104	588007	9.81	ppb		98
70)	Bromoform	13.29	173	116211	9.87	ppb		96
71)	Isopropylbenzene	13.33	105	1026310	10.07	ppb		99
74)	1,1,2,2-Tetrachloroethane	13.64	83	176764	9.61	ppb		97
75)	trans-1,4-Dichloro-2-buten	13.69	53	43248	10.48	ppb	#	90
76)	n-Propylbenzene	13.69	91	1310687	9.95	ppb		95
77)	1,2,3-Trichloropropane	13.70	110	31045	9.54	ppb		87
78)	Bromobenzene	13.69	156	246699	10.05	ppb		96
79)	1,3,5-Trimethylbenzene	13.82	105	846131	9.89	ppb		99
80)	2-Chlorotoluene	13.82	126	261075	9.97	ppb		97
81)	4-Chlorotoluene	13.91	126	245853	10.12	ppb		94
82)	tert-Butylbenzene	14.10	134	131423	10.02	ppb		98
83)	1,2,4-Trimethylbenzene	14.14	105	801617	9.92	ppb		99
84)	sec-Butylbenzene	14.27	105	1128245	10.07	ppb		99
85)	p-Isopropyltoluene	14.38	119	869766	10.06	ppb		97
86)	1,3-Dichlorobenzene	14.46	146	465990	10.28	ppb		96
87)	1,4-Dichlorobenzene	14.53	146	419813	9.84	ppb		96
88)	n-Butylbenzene	14.71	91	913235	10.36	ppb		99
89)	1,2-Dichlorobenzene	14.86	146	366606	9.55	ppb		94
90)	Hexachloroethane	15.06	201	152986	10.03	ppb		84
91)	1,2-Dibromo-3-chloropropan	15.55	157	22447	10.73	ppb		92
92)	1,2,4-Trichlorobenzene	16.31	180	247072	10.39	ppb		98
93)	Hexachlorobutadiene	16.38	225	160143	10.14	ppb		96
94)	Naphthalene	16.61	128	280499	10.36	ppb		100
95)	1,2,3-Trichlorobenzene	16.86	180	188036	10.14	ppb		98

(#) = qualifier out of range (m) = manual integration

Quantitation Report

Data File : C:\HPCHEM\1\DATA\082208\C12003.D Vial: 20
Acq On : 22 Aug 2008 18:17 Operator: twk-sop525r12:
Sample : VL080822-3ICS Inst : CSS Instr
Misc : 10mL water Multiplr: 1.00
MS Integration Params: ettics.p
Quant Time: Aug 25 8:55 2008 Quant Results File: 082208W.RES

Method : C:\HPCHEM\1\METHODS\082208W.M (RTE Integrator)
Title : GC/MS Volatiles (S.O.P. 525)
Last Update : Mon Aug 25 08:54:24 2008
Response via : Initial Calibration

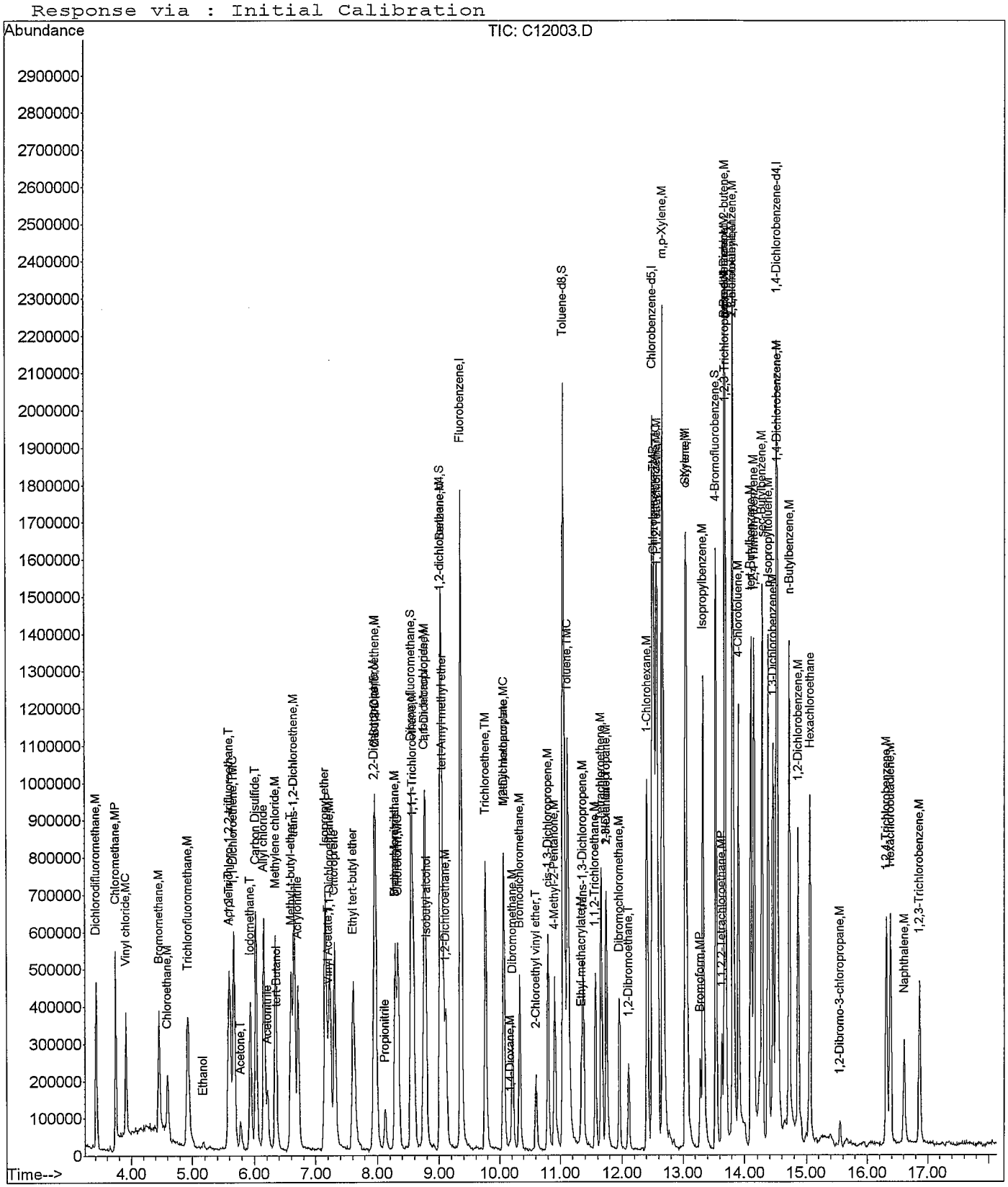

BFB

Data File : C:\HPCHEM\1\DATA\091108\C12215.D
Acq On : 11 Sep 2008 10:35
Sample : BFB-TUNE1
Misc : 50ng 4-BFB (1uL direct inj.)
MS Integration Params: ettics.p
Method : C:\HPCHEM\1\METHODS\082208W.M (RTE Integrator)
Title : GC/MS Volatiles (S.O.P. 525)

Vial: 100
Operator: twk-sop525r12
Inst : CSS Instr
Multiplr: 1.00

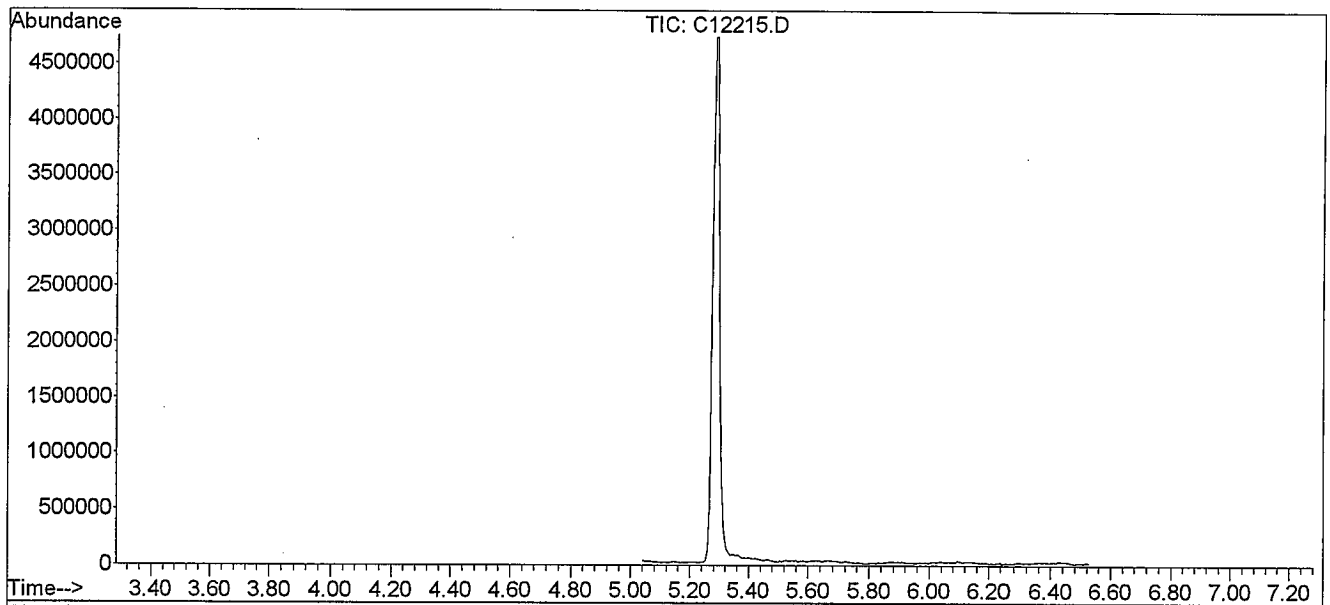

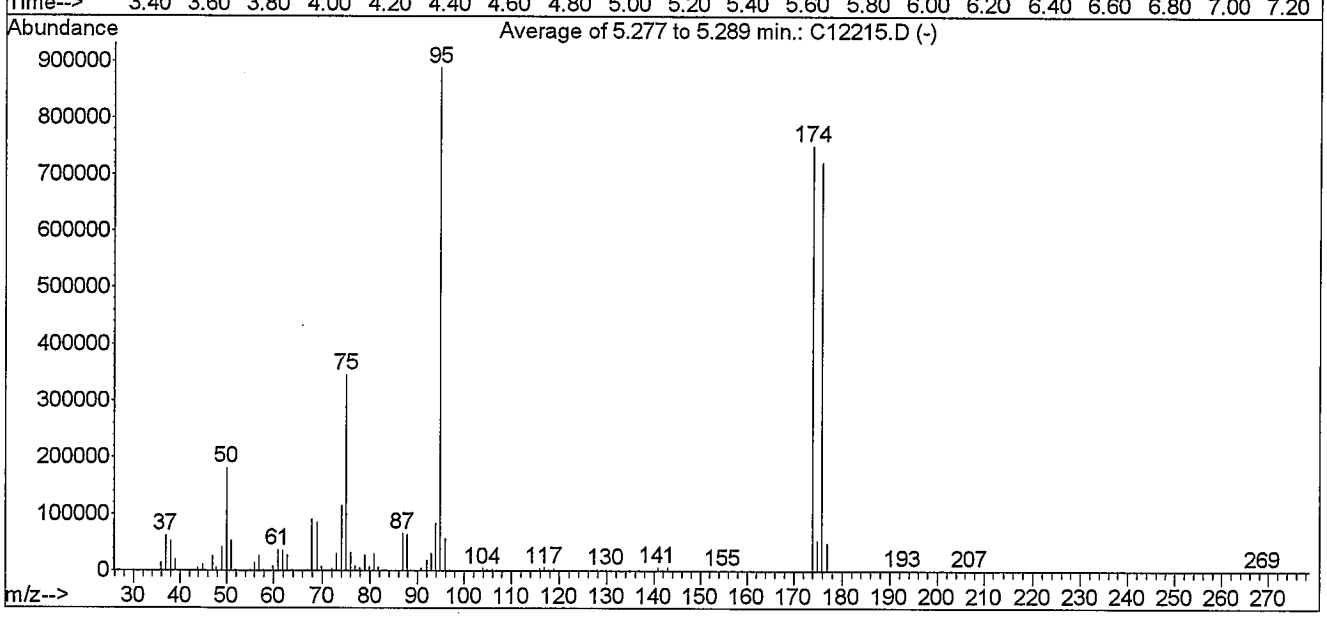

AutoFind: Scans 40, 41, 42; Background Corrected with Scan 32

Target Mass	Rel. to Mass	Lower Limit%	Upper Limit%	Rel. Abn%	Raw Abn	Result Pass/Fail
50	95	15	40	20.4	181205	PASS
75	95	30	60	38.9	345577	PASS
95	95	100	100	100.0	888235	PASS
96	95	5	9	6.4	56826	PASS
173	174	0.00	2	0.0	0	PASS
174	95	50	100	84.5	750635	PASS
175	174	5	9	7.0	52891	PASS
176	174	95	101	96.0	720896	PASS
177	176	5	9	6.7	48376	PASS

mr 9/11/08

C12215.D 082208W.M Thu Sep 11 11:05:51 2008

Quantitation Report (QT Reviewed)

Data File : C:\HPCHEM\1\DATA\091108\C12216.D
Acq On : 11 Sep 2008 10:47
Sample : VL080911-3CCS
Misc : 10mL water - CCV/LCS
MS Integration Params: ettics.p
Quant Time: Sep 11 11:06 2008

Vial: 5
Operator: twk-sop525r12:
Inst : CSS Instr
Multiplr: 1.00

Quant Results File: 082208W.RES

Quant Method : C:\HPCHEM\1\METHODS\082208W.M (RTE Integrator)
Title : GC/MS Volatiles (S.O.P. 525)
Last Update : Wed Sep 10 11:01:41 2008
Response via : Initial Calibration
DataAcq Meth : 082208W

Internal Standards	R.T.	QIon	Response	Conc Units	Dev(Min)
1) Fluorobenzene	9.35	96	1889648	25.00 ppb	-0.02
52) Chlorobenzene-d5	12.50	82	677510	25.00 ppb	-0.01
72) 1,4-Dichlorobenzene-d4	14.51	152	563203	25.00 ppb	-0.01
System Monitoring Compounds					
34) Dibromofluoromethane	8.55	113	707055	24.14 ppb	-0.01
Spiked Amount 25.000	Range 80 - 124		Recovery = 96.56%		
38) 1,2-dichloroethane-d4	9.01	65	403753	21.87 ppb	-0.02
Spiked Amount 25.000	Range 62 - 139		Recovery = 87.48%		
53) Toluene-d8	11.05	98	1822502	25.09 ppb	-0.01
Spiked Amount 25.000	Range 81 - 119		Recovery = 100.36%		
73) 4-Bromofluorobenzene	13.54	95	580850	23.68 ppb	-0.01
Spiked Amount 25.000	Range 78 - 129		Recovery = 94.72%		

Target Compounds						Qvalue
2) Dichlorodifluoromethane	3.42	85	439334	9.61 ppb		100
3) Chloromethane	3.74	50	500778	10.06 ppb		97
4) Vinyl chloride	3.91	62	337731	9.97 ppb		95
5) Bromomethane	4.46	96	222685	10.13 ppb		85
6) Chloroethane	4.59	64	140835	9.48 ppb		95
7) Trichlorofluoromethane	4.92	101	401415	9.39 ppb		98
8) Ethanol	5.17	45	29917	237.57 ppb		99
9) Acrolein	5.59	56	89835	108.24 ppb		94
10) 1,1,2-Trichloro-1,2,2-trif	5.59	101	324348	10.91 ppb		95
11) 1,1-Dichloroethene	5.67	96	265594	10.10 ppb		97
12) Acetone	5.78	58	29656	38.51 ppb		75
13) Iodomethane	5.94	142	546069	9.80 ppb		95
14) Carbon Disulfide	6.02	76	972215	9.66 ppb		98
15) Allyl chloride	6.16	76	147085	9.65 ppb		93
16) Acetonitrile	6.21	41	167621	94.33 ppb	#	89
17) Methylene chloride	6.35	84	284993	10.20 ppb		97
18) tert-Butanol	6.40	59	37456	50.12 ppb	#	77
19) Methyl-t-butyl-ether	6.60	73	643085	18.64 ppb		97
20) trans-1,2-Dichloroethene	6.66	96	268083	9.51 ppb		97
21) Acrylonitrile	6.71	53	409652	97.23 ppb		98
22) Isopropyl ether	7.15	45	1077091	9.47 ppb		98
23) Vinyl Acetate	7.20	43	297153m	9.62 ppb		
24) 1,1-Dichloroethane	7.23	63	612955	10.08 ppb		94
25) Chloroprene	7.31	53	404173	9.84 ppb		96
26) Ethyl tert-butyl ether	7.62	59	577074	8.91 ppb		95
27) 2,2-Dichloropropane	7.95	77	371273	11.20 ppb		94
28) 2-Butanone	7.97	43	240438	38.92 ppb		97
29) cis-1,2-Dichloroethene	7.97	96	319948	10.35 ppb		92
30) Propionitrile	8.13	54	136838	94.90 ppb	#	94
31) Methacrylonitrile	8.29	67	38560	9.62 ppb		96
32) Bromochloromethane	8.29	128	127540	9.75 ppb		85
33) Chloroform	8.33	83	491868	9.42 ppb		97
35) 1,1,1-Trichloroethane	8.58	97	395824	10.41 ppb		93
36) Carbon tetrachloride	8.76	117	351149	10.29 ppb		94
37) 1,1-Dichloropropene	8.77	75	393997	10.53 ppb		96
39) Isobutyl alcohol	8.79	43	85371	188.33 ppb	#	90
40) tert-Amyl methyl ether	9.06	87	70502	9.56 ppb		73
41) Benzene	9.03	78	1081011	9.81 ppb		96
42) 1,2-Dichloroethane	9.11	62	249192	9.97 ppb		90
43) Trichloroethene	9.76	95	323803	10.55 ppb		95

(#) = qualifier out of range (m) = manual integration

aug/11/08

Quantitation Report (QT Reviewed)

Data File : C:\HPCHEM\1\DATA\091108\C12216.D
Acq On : 11 Sep 2008 10:47
Sample : VL080911-3CCS
Misc : 10mL water - CCV/LCS
MS Integration Params: ettics.p
Quant Time: Sep 11 11:06 2008

Vial: 5
Operator: twk-sop525r12:
Inst : CSS Instr
Multiplr: 1.00

Quant Results File: 082208W.RES

Quant Method : C:\HPCHEM\1\METHODS\082208W.M (RTE Integrator)
Title : GC/MS Volatiles (S.O.P. 525)
Last Update : Wed Sep 10 11:01:41 2008
Response via : Initial Calibration
DataAcq Meth : 082208W

Compound	R.T.	QIon	Response	Conc	Unit		Qvalue
44) 1,2-Dichloropropane	10.06	63	296175	9.42	ppb		92
45) Methyl methacrylate	10.07	69	63340	9.62	ppb	#	79
46) 1,4-Dioxane	10.18	88	18313	303.36	ppb	#	84
47) Dibromomethane	10.21	93	136797	9.09	ppb		93
48) Bromodichloromethane	10.33	83	307207	9.71	ppb		87
49) 2-Chloroethyl vinyl ether	10.60	63	96730	9.88	ppb		94
50) cis-1,3-Dichloropropene	10.80	75	356111	10.25	ppb		97
51) 4-Methyl-2-Pentanone	10.91	43	525039	38.89	ppb		95
54) Toluene	11.13	91	1045952	10.41	ppb		96
55) Ethyl methacrylate	11.34	69	140186	8.83	ppb	#	92
56) trans-1,3-Dichloropropene	11.37	75	236913	9.86	ppb		89
57) 1,1,2-Trichloroethane	11.57	83	137938	9.38	ppb		93
58) Tetrachloroethene	11.66	164	229757	10.58	ppb		95
59) 2-Hexanone	11.74	58	148939	39.58	ppb		87
60) 1,3-Dichloropropane	11.75	76	234045	10.10	ppb		99
61) Dibromochloromethane	11.96	129	209895	9.39	ppb		96
62) 1,2-Dibromoethane	12.11	107	168309	9.57	ppb		92
63) 1-Chlorohexane	12.41	91	331794	9.02	ppb		95
64) Chlorobenzene	12.53	112	666251	10.08	ppb		93
65) Ethylbenzene	12.57	91	1093673	10.14	ppb		100
66) 1,1,1,2-Tetrachloroethane	12.59	131	208395	9.78	ppb		86
67) m,p-Xylene	12.66	106	830334	21.23	ppb		99
68) o-Xylene	13.04	106	403849	10.08	ppb		100
69) Styrene	13.06	104	559793	9.93	ppb		96
70) Bromoform	13.28	173	106264	9.60	ppb	#	92
71) Isopropylbenzene	13.33	105	907702	9.48	ppb		97
74) 1,1,2,2-Tetrachloroethane	13.64	83	169210	9.17	ppb		99
75) trans-1,4-Dichloro-2-buten	13.69	53	37840	9.14	ppb	#	81
76) n-Propylbenzene	13.69	91	1307444	9.90	ppb		99
77) 1,2,3-Trichloropropane	13.70	110	29879	9.15	ppb		95
78) Bromobenzene	13.69	156	229437	9.32	ppb		97
79) 1,3,5-Trimethylbenzene	13.82	105	829272	9.66	ppb		99
80) 2-Chlorotoluene	13.82	126	248156	9.44	ppb		90
81) 4-Chlorotoluene	13.91	126	218273	8.95	ppb		87
82) tert-Butylbenzene	14.10	134	124919	9.49	ppb		97
83) 1,2,4-Trimethylbenzene	14.14	105	762884	9.40	ppb		93
84) sec-Butylbenzene	14.28	105	1061730	9.45	ppb		100
85) p-Isopropyltoluene	14.37	119	839090	9.67	ppb		99
86) 1,3-Dichlorobenzene	14.46	146	446882	9.83	ppb		97
87) 1,4-Dichlorobenzene	14.53	146	407453	9.51	ppb		98
88) n-Butylbenzene	14.71	91	879110	9.94	ppb		99
89) 1,2-Dichlorobenzene	14.86	146	370590	9.62	ppb		98
90) Hexachloroethane	15.06	201	149558	9.78	ppb		93
91) 1,2-Dibromo-3-chloropropan	15.56	157	19278	9.18	ppb	#	79
92) 1,2,4-Trichlorobenzene	16.31	180	235636	9.87	ppb		95
93) Hexachlorobutadiene	16.38	225	149118	9.41	ppb		90
94) Naphthalene	16.61	128	249802	9.19	ppb		100
95) 1,2,3-Trichlorobenzene	16.86	180	185463	9.97	ppb		98

(#) = qualifier out of range (m) = manual integration

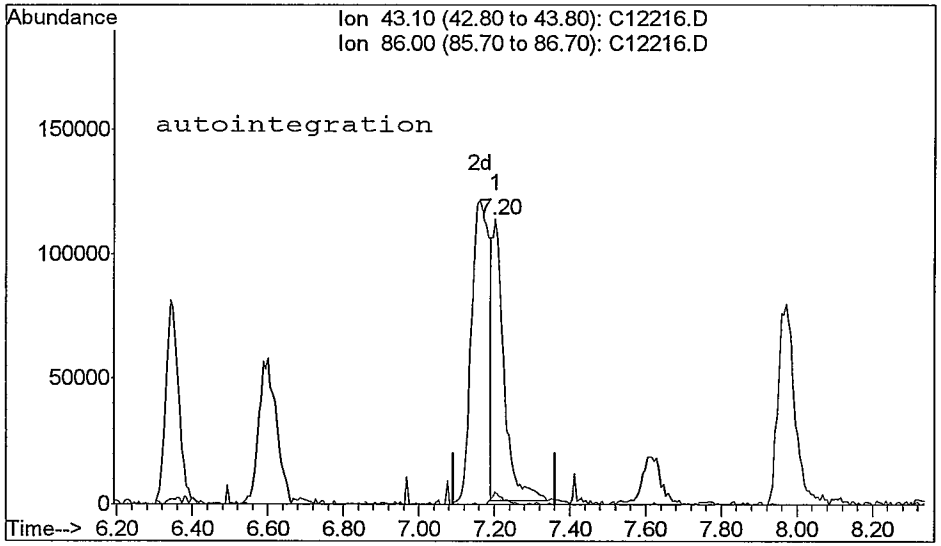

TIC: C12216.D

(23) Vinyl Acetate (T)
7.20min 7.82ppb
response 245558

Ion	Exp%	Act%
43.10	100	100
86.00	2.30	4.40#
0.00	0.00	0.00
0.00	0.00	0.00

Reason for manual re-integration?

[] missed peak assignment

[] peak saturation (detector shutdown)

[] over-integrated peak's area

[X] under-integrated peak's area

[] other (_____)

initials: m date: 9 / 11 / 08

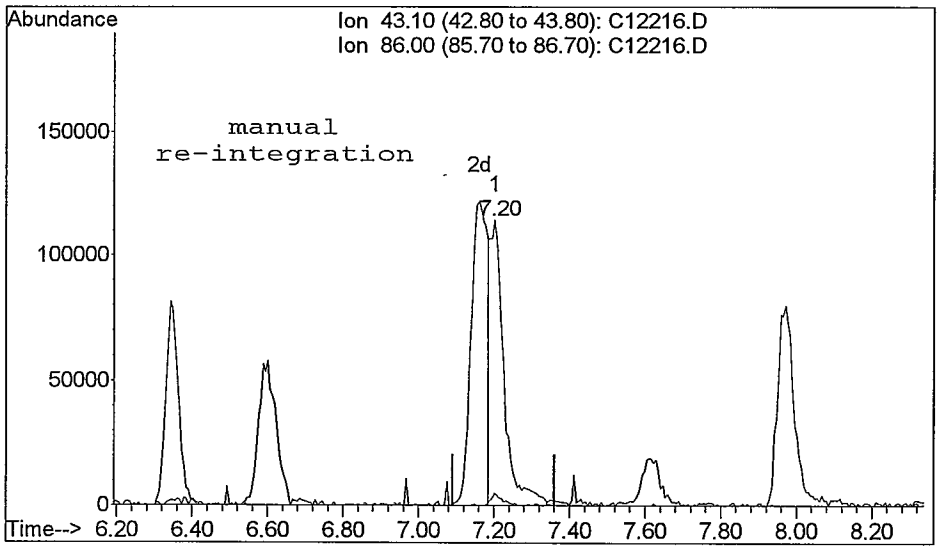

TIC: C12216.D

(23) Vinyl Acetate (T)
7.20min 9.62ppb m
response 297153

Ion	Exp%	Act%
43.10	100	100
86.00	2.30	4.35#
0.00	0.00	0.00
0.00	0.00	0.00

Quantitation Report

Data File : C:\HPCHEM\1\DATA\091108\C12216.D Vial: 5
Acq On : 11 Sep 2008 10:47 Operator: twk-sop525r12:
Sample : VL080911-3CCS Inst : CSS Instr
Misc : 10mL water - CCV/LCS Multiplr: 1.00
MS Integration Params: ettics.p
Quant Time: Sep 11 11:06 2008 Quant Results File: 082208W.RES

Method : C:\HPCHEM\1\METHODS\082208W.M (RTE Integrator)
Title : GC/MS Volatiles (S.O.P. 525)
Last Update : Wed Sep 10 11:01:41 2008
Response via : Initial Calibration

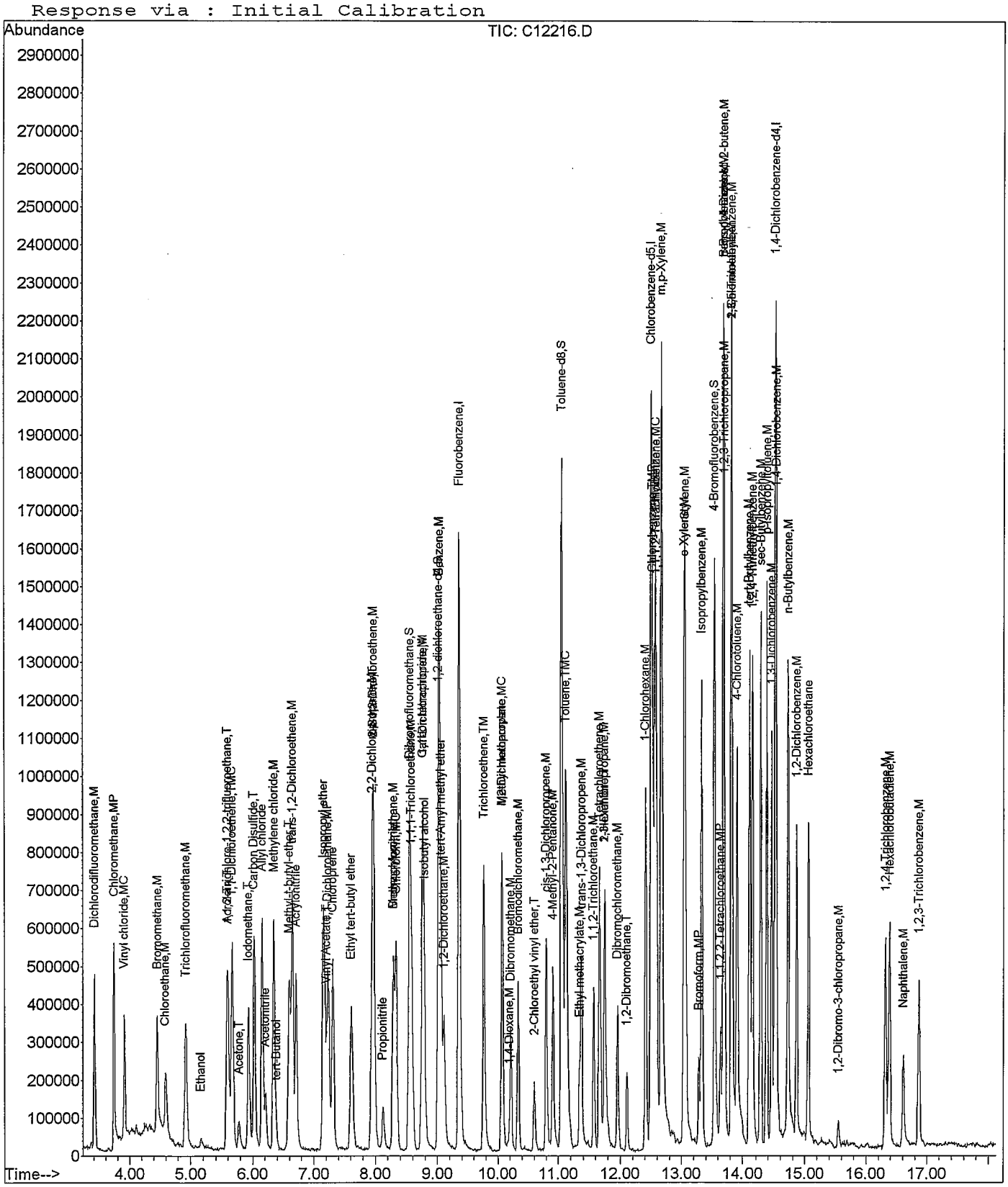

Sample Raw Data

Quantitation Report (Not Reviewed)

Data File : C:\HPCHEM\1\DATA\091108\C12219.D
Acq On : 11 Sep 2008 11:57
Sample : VL080911-3MB
Misc : 10mL water
MS Integration Params: ettics.p
Quant Time: Sep 11 12:22 2008

Vial: 8
Operator: twk-sop525r12:
Inst : CSS Instr
Multiplr: 1.00

Quant Results File: 082208W.RES

Quant Method : C:\HPCHEM\1\METHODS\082208W.M (RTE Integrator)
Title : GC/MS Volatiles (S.O.P. 525)
Last Update : Thu Sep 11 11:07:04 2008
Response via : Initial Calibration
DataAcq Meth : 082208W

Internal Standards	R.T.	QIon	Response	Conc Units	Dev(Min)
1) Fluorobenzene	9.36	96	1867970	25.00 ppb	0.00
52) Chlorobenzene-d5	12.50	82	644200	25.00 ppb	0.00
72) 1,4-Dichlorobenzene-d4	14.51	152	534216	25.00 ppb	0.00
System Monitoring Compounds					
34) Dibromofluoromethane	8.54	113	672556	23.23 ppb	0.00
Spiked Amount 25.000	Range 80 - 124		Recovery = 92.92%		
38) 1,2-dichloroethane-d4	9.02	65	404487	22.17 ppb	0.00
Spiked Amount 25.000	Range 62 - 139		Recovery = 88.68%		
53) Toluene-d8	11.06	98	1768133	25.60 ppb	0.00
Spiked Amount 25.000	Range 81 - 119		Recovery = 102.40%		
73) 4-Bromofluorobenzene	13.54	95	615984	26.48 ppb	0.00
Spiked Amount 25.000	Range 78 - 129		Recovery = 105.92%		

Target Compounds					Qvalue
17) Methylene chloride	6.35	84	24239	0.88 ppb	86
23) Vinyl Acetate	7.13	43	3219	Below Cal	# NO 87

m 9/11/08

(#) = qualifier out of range (m) = manual integration

Quantitation Report

Data File : C:\HPCHEM\1\DATA\091108\C12219.D
Acq On : 11 Sep 2008 11:57
Sample : VL080911-3MB
Misc : 10mL water
MS Integration Params: ettics.p
Quant Time: Sep 11 12:22 2008

Vial: 8
Operator: twk-sop525r12:
Inst : CSS Instr
Multiplr: 1.00

Quant Results File: 082208W.RES

Method : C:\HPCHEM\1\METHODS\082208W.M (RTE Integrator)
Title : GC/MS Volatiles (S.O.P. 525)
Last Update : Thu Sep 11 11:07:04 2008
Response via : Initial Calibration



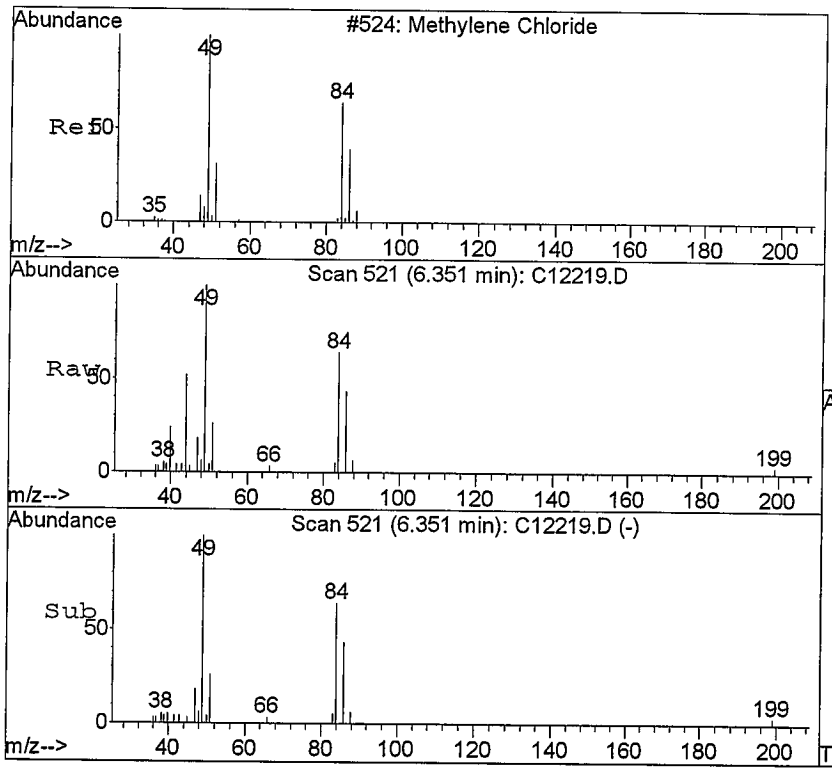

#17
Methylene chloride
Concen: 0.88 ppb
RT: 6.35 min Scan# 521
Delta R.T. 0.00 min
Lab File: C12219.D
Acq: 11 Sep 2008 11:57

Tgt Ion: 84 Resp: 24239

Ion	Ratio	Lower	Upper
84	100		
49	155.4	106.8	249.2
86	67.1	40.0	93.2
51	40.1	35.2	82.0

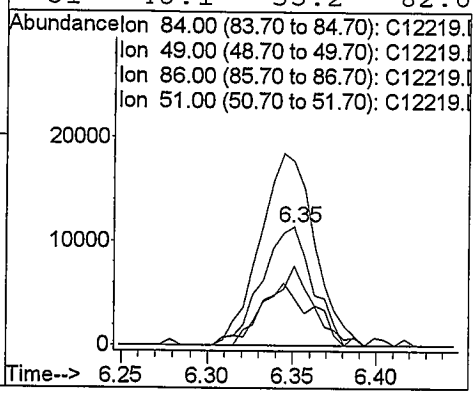

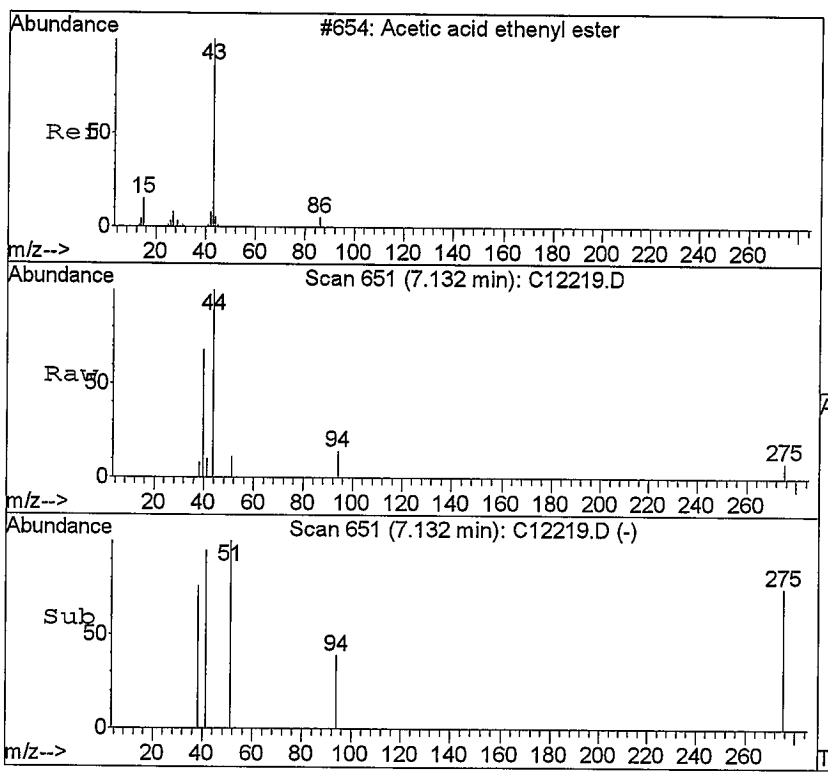

#23
Vinyl Acetate
Concen: Below Cal
RT: 7.13 min Scan# 651
Delta R.T. -0.07 min
Lab File: C12219.D
Acq: 11 Sep 2008 11:57

Tgt Ion: 43 Resp: 3219

Ion	Ratio	Lower	Upper
43	100		
86	0.0	2.6	6.0#

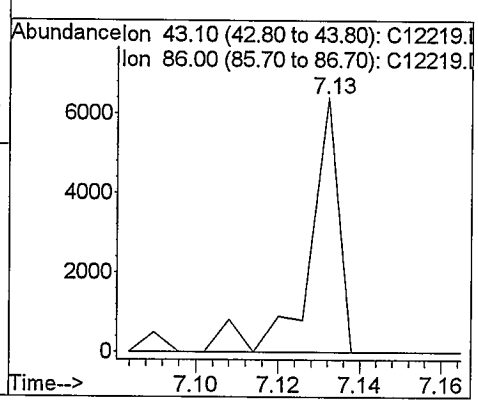

Quantitation Report (QT Reviewed)

Data File : C:\HPCHEM\1\DATA\091108\C12220.D Vial: 9
Acq On : 11 Sep 2008 12:20 Operator: twk-sop525r12:
Sample : 0809076-1 Inst : CSS Instr
Misc : 10mL water Multiplr: 1.00
MS Integration Params: ettics.p
Quant Time: Sep 11 12:42 2008 Quant Results File: 082208W.RES

Quant Method : C:\HPCHEM\1\METHODS\082208W.M (RTE Integrator)
Title : GC/MS Volatiles (S.O.P. 525)
Last Update : Thu Sep 11 11:07:04 2008
Response via : Initial Calibration
DataAcq Meth : 082208W

Internal Standards	R.T.	QIon	Response	Conc Units	Dev(Min)
1) Fluorobenzene	9.36	96	1877705	25.00 ppb	0.00
52) Chlorobenzene-d5	12.50	82	670314	25.00 ppb	0.00
72) 1,4-Dichlorobenzene-d4	14.51	152	554998	25.00 ppb	0.00
System Monitoring Compounds					
34) Dibromofluoromethane	8.55	113	709613	24.39 ppb	0.00
Spiked Amount 25.000	Range 80 - 124		Recovery = 97.56%		
38) 1,2-dichloroethane-d4	9.02	65	382657	20.86 ppb	0.00
Spiked Amount 25.000	Range 62 - 139		Recovery = 83.44%		
53) Toluene-d8	11.05	98	1955374	27.21 ppb	0.00
Spiked Amount 25.000	Range 81 - 119		Recovery = 108.84%		
73) 4-Bromofluorobenzene	13.54	95	629106	26.03 ppb	0.00
Spiked Amount 25.000	Range 78 - 129		Recovery = 104.12%		

Target Compounds					Qvalue
9) Acrolein	5.60	56	4249	5.41 ppb	# NO 67
12) Acetone	5.78	58	19050	24.89 ppb	— 89
16) Acetonitrile	6.23	41	268195	151.89 ppb	#NO 48
17) Methylene chloride	6.34	84	8005	0.29 ppb	✓ B 84
23) Vinyl Acetate	7.20	43	4083	Below Cal	#NO 87
27) 2,2-Dichloropropane	7.74	77	12298	0.37 ppb	# 48
39) Isobutyl alcohol	8.79	43	24358	54.08 ppb	# 1
41) Benzene	9.03	78	20636071m	188.37 ppb	✓ E
45) Methyl methacrylate	10.11	69	141113	21.58 ppb	#NO 1
51) 4-Methyl-2-Pentanone	10.96	43	61967	4.62 ppb	#NO 51
54) Toluene	11.11	91	34692663m	348.88 ppb	✓ E
57) 1,1,2-Trichloroethane	11.45	83	8890	0.61 ppb	# NO 1
65) Ethylbenzene	12.56	91	709340	6.65 ppb	✓ 97
67) m,p-Xylene	12.66	106	33048307	854.23 ppb	# ✓ E 32
68) o-Xylene	13.04	106	15855599m	400.09 ppb	✓ E
69) Styrene	13.04	104	653380	11.72 ppb	# NO 1
71) Isopropylbenzene	13.33	105	91623	0.97 ppb	# NO 76
76) n-Propylbenzene	13.69	91	64842	0.50 ppb	NO 95
77) 1,2,3-Trichloropropane	13.75	110	1749	0.54 ppb	# NO 1
79) 1,3,5-Trimethylbenzene	13.82	105	11929958	140.99 ppb	✓ E 96
82) tert-Butylbenzene	14.11	134	3497	0.27 ppb	# — 1
83) 1,2,4-Trimethylbenzene	14.14	105	10967145	137.17 ppb	✓ E 100
84) sec-Butylbenzene	14.28	105	84400	0.76 ppb	# NO 67
85) p-Isopropyltoluene	14.37	119	157846	1.85 ppb	— 95
88) n-Butylbenzene	14.68	91	240723	2.76 ppb	# NO 1
94) Naphthalene	16.61	128	228715	8.54 ppb	✓ 100

mn 9/11/08

(#) = qualifier out of range (m) = manual integration

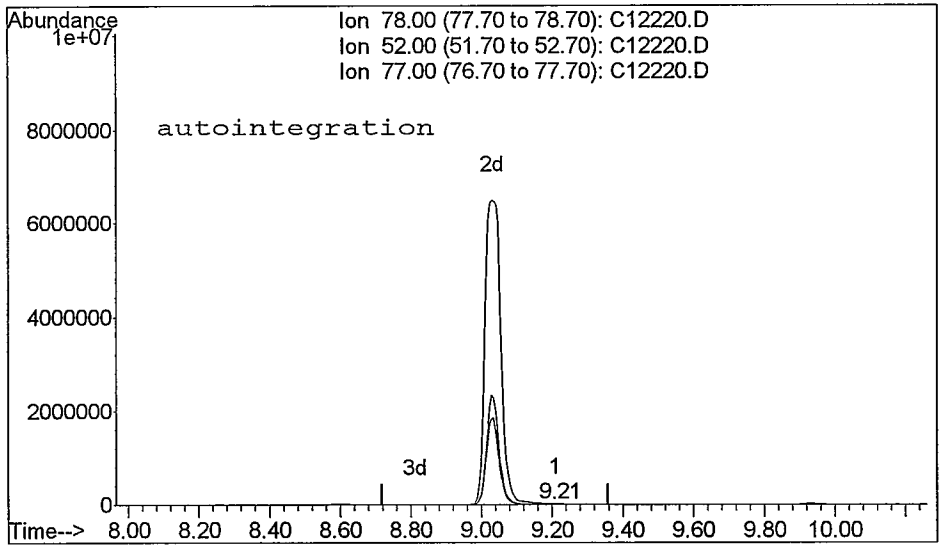

TIC: C12220.D

(41) Benzene (M)
9.21min 0.41ppb
response 44655

Ion	Exp%	Act%
78.00	100	100
52.00	19.00	19.28
77.00	25.90	17.65
0.00	0.00	0.00

Reason for manual re-integration?

[X] missed peak assignment

[] peak saturation (detector shutdown)

[] over-integrated peak's area

[] under-integrated peak's area

[] other (_____)

initials: CM date: 9 / 11 / 08

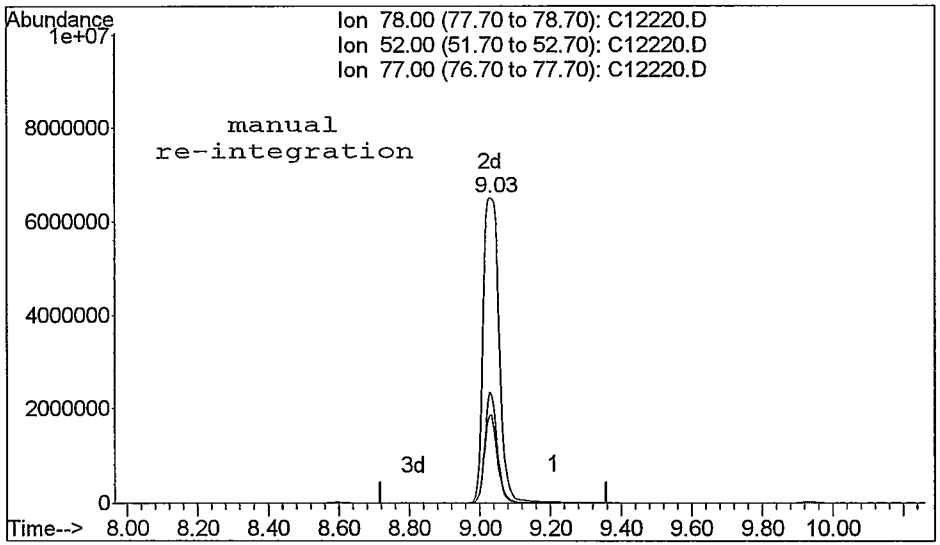

TIC: C12220.D

(41) Benzene (M)
9.03min 188.37ppb m
response 20636071

E

Ion	Exp%	Act%
78.00	100	100
52.00	19.00	28.34#
77.00	25.90	36.11
0.00	0.00	0.00

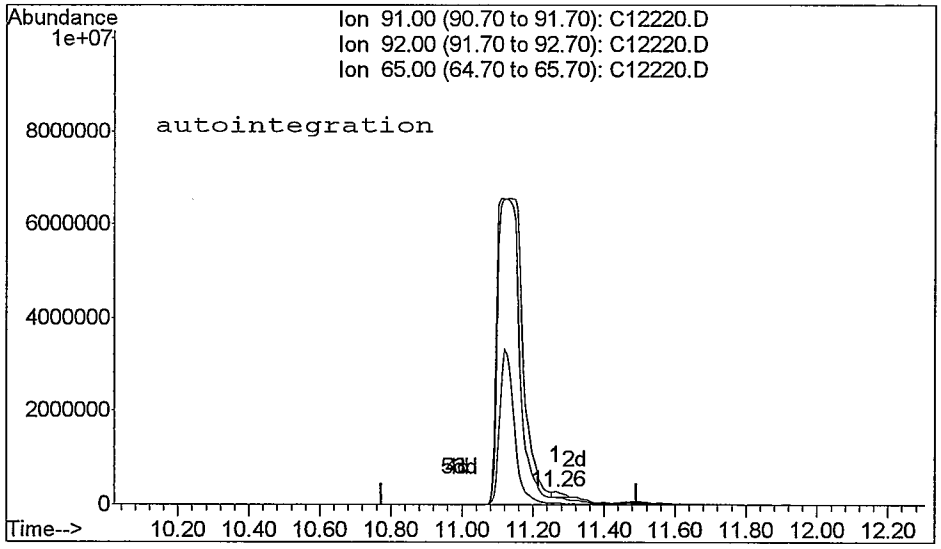

TIC: C12220.D

(54) Toluene (TMC)
11.26min 2.17ppb
response 215964

Ion	Exp%	Act%
91.00	100	100
92.00	59.00	49.60
65.00	12.70	14.22
0.00	0.00	0.00

Reason for manual re-integration?

[] missed peak assignment

[] peak saturation (detector shutdown)

[] over-integrated peak's area

[X] under-integrated peak's area

[] other (_____)

initials: dm date: 9 / 11 / 02

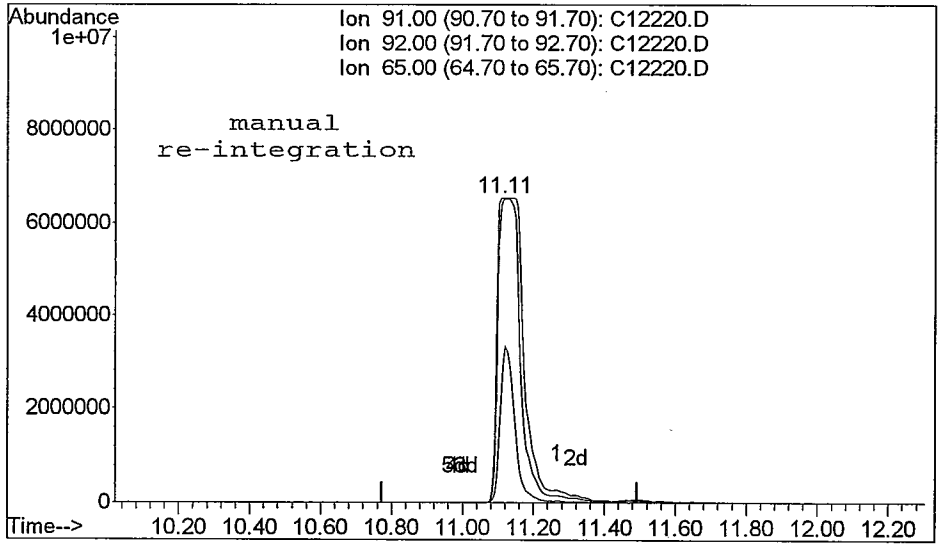

TIC: C12220.D

(54) Toluene (TMC)
11.11min 348.88ppb m
response 34692663

E

Ion	Exp%	Act%
91.00	100	100
92.00	59.00	97.45#
65.00	12.70	33.57#
0.00	0.00	0.00

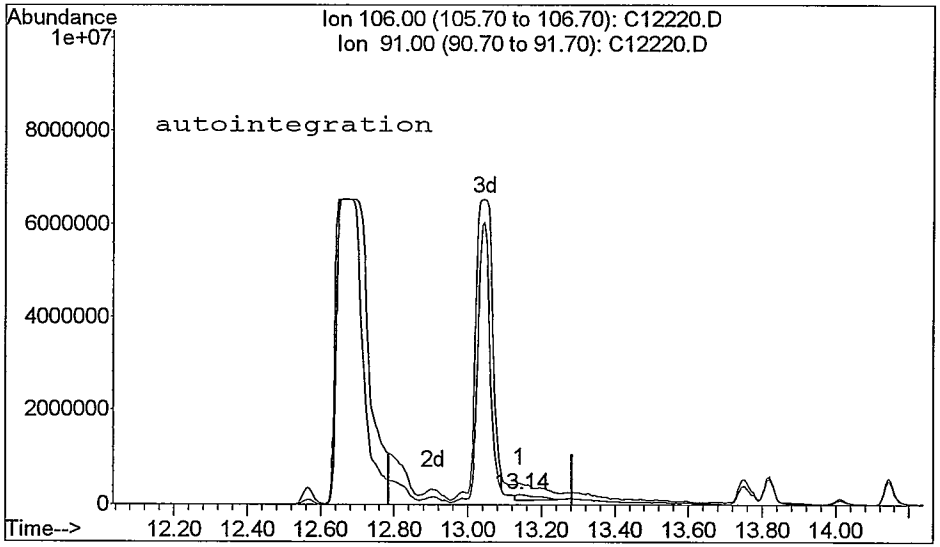

TIC: C12220.D

(68) o-Xylene (M)
13.14min 12.02ppb
response 476539

Ion	Exp%	Act%
106.00	100	100
91.00	211.30	202.44
0.00	0.00	0.00
0.00	0.00	0.00

Reason for manual re-integration?

[] missed peak assignment

[] peak saturation (detector shutdown)

[] over-integrated peak's area

[X] under-integrated peak's area

[] other (_____)

initials: m date: 9 / 11 / 08

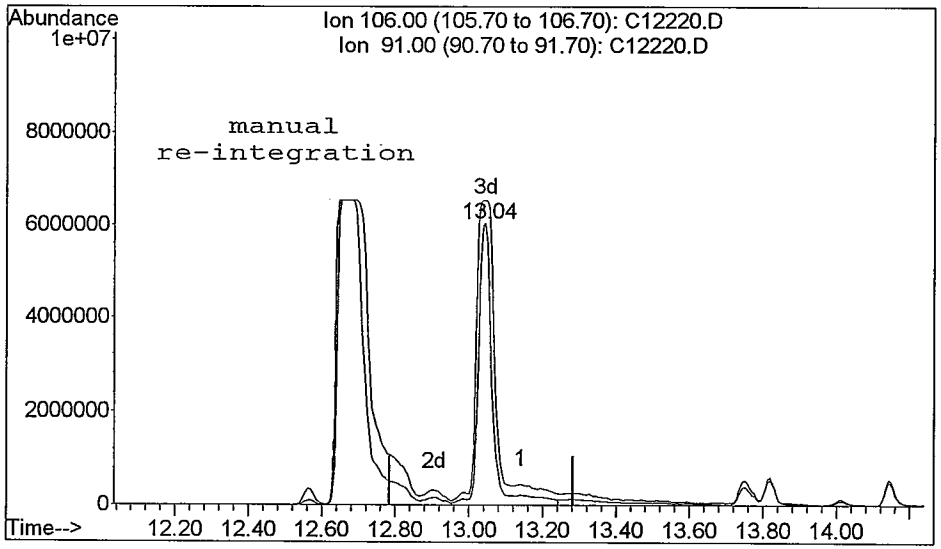

TIC: C12220.D

(68) o-Xylene (M)
13.04min 400.09ppb m
response 15855599

Ion	Exp%	Act%
106.00	100	100
91.00	211.30	108.21#
0.00	0.00	0.00
0.00	0.00	0.00

E

Quantitation Report

Data File : C:\HPCHEM\1\DATA\091108\C12220.D
Acq On : 11 Sep 2008 12:20
Sample : 0809076-1
Misc : 10mL water
MS Integration Params: ettics.p
Quant Time: Sep 11 12:42 2008

Vial: 9
Operator: twk-sop525r12:
Inst : CSS Instr
Multiplr: 1.00
Quant Results File: 082208W.RES

Method : C:\HPCHEM\1\METHODS\082208W.M (RTE Integrator)
Title : GC/MS Volatiles (S.O.P. 525)
Last Update : Thu Sep 11 11:07:04 2008
Response via : Initial Calibration

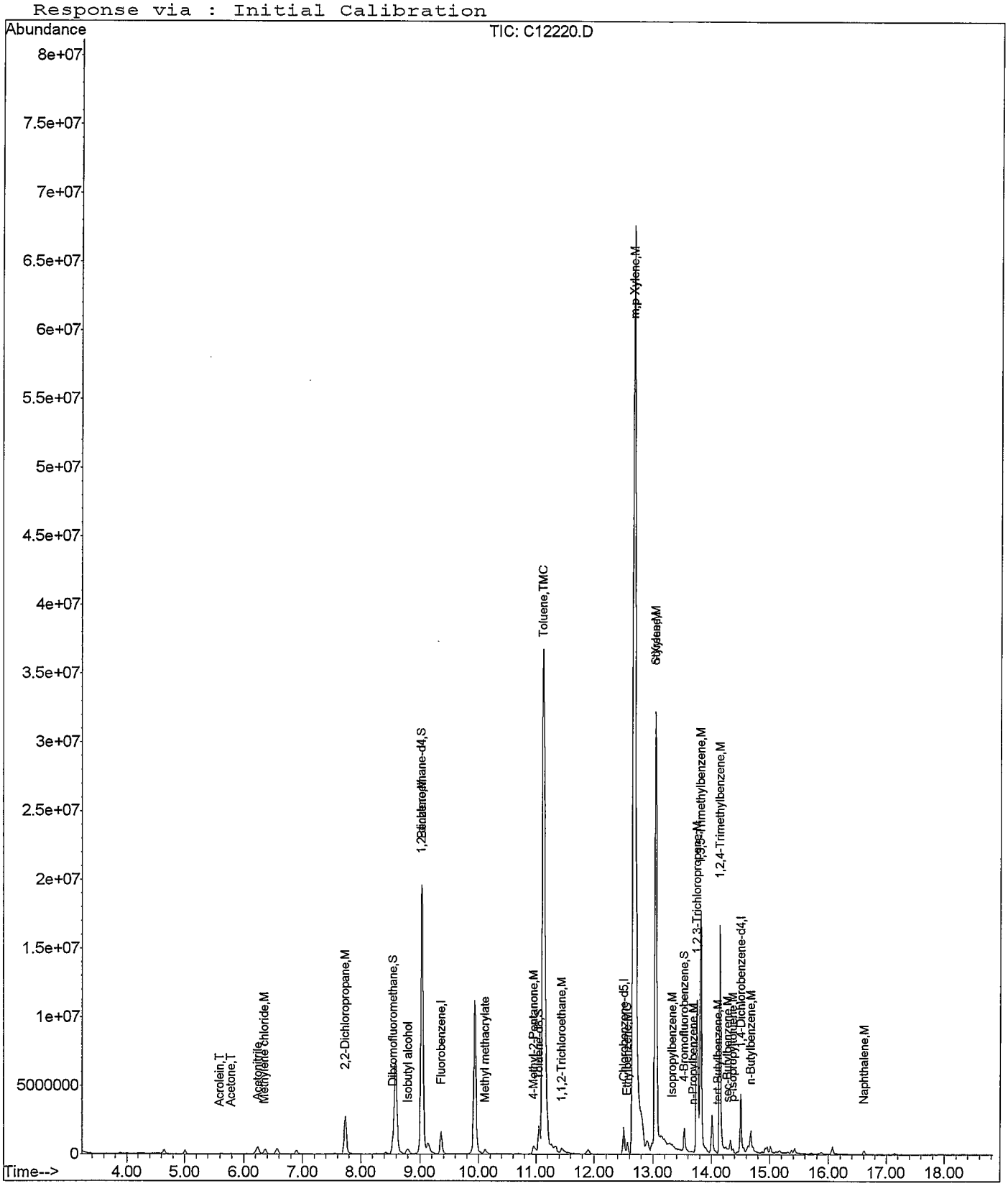

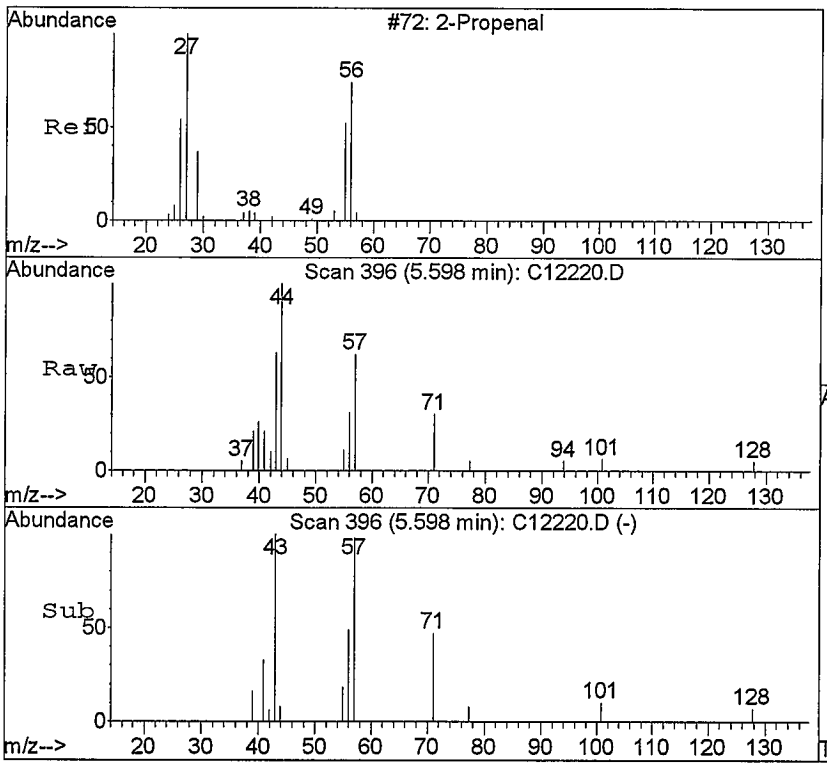

#9
Acrolein
Concen: 5.41 ppb
RT: 5.60 min Scan# 396
Delta R.T. 0.01 min
Lab File: C12220.D
Acq: 11 Sep 2008 12:20

Tgt Ion: 56 Resp: 4249

Ion	Ratio	Lower	Upper
56	100		
55	36.9	37.2	86.8#

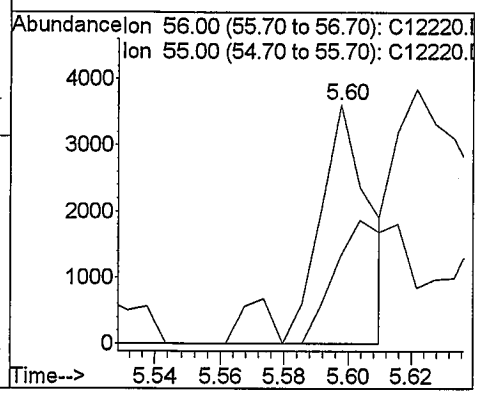

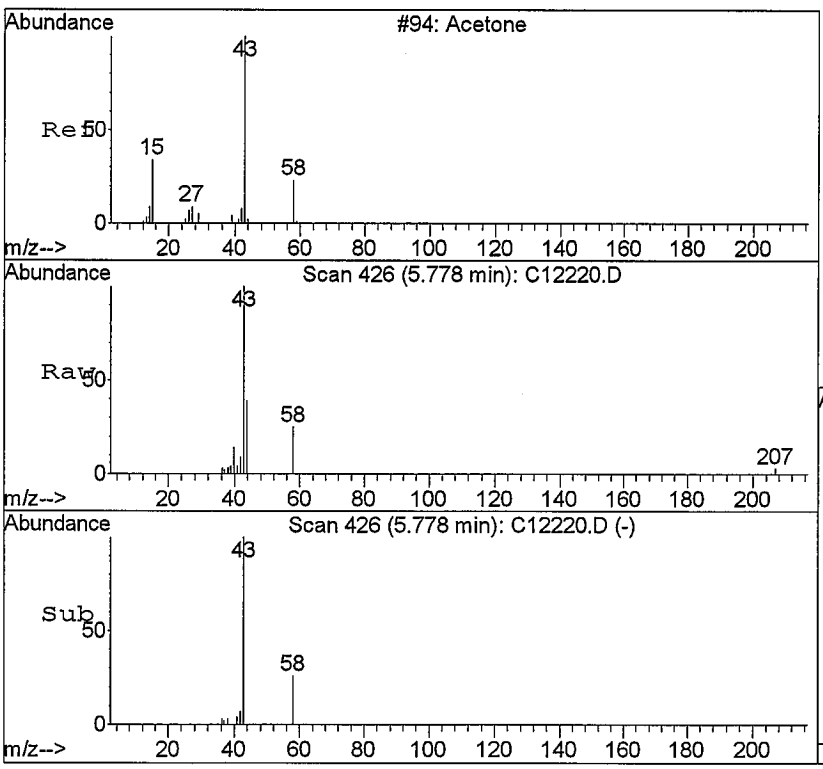

#12
Acetone
Concen: 24.89 ppb
RT: 5.78 min Scan# 426
Delta R.T. 0.00 min
Lab File: C12220.D
Acq: 11 Sep 2008 12:20

Tgt Ion: 58 Resp: 19050

Ion	Ratio	Lower	Upper
58	100		
43	389.3	0.0	2249.0

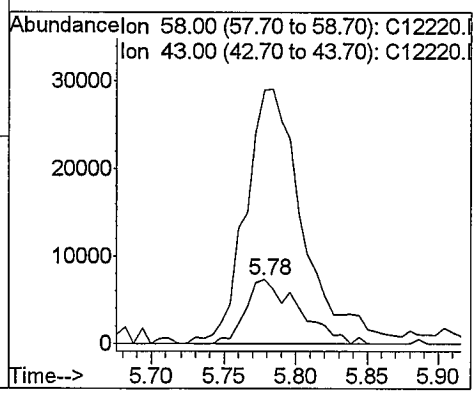

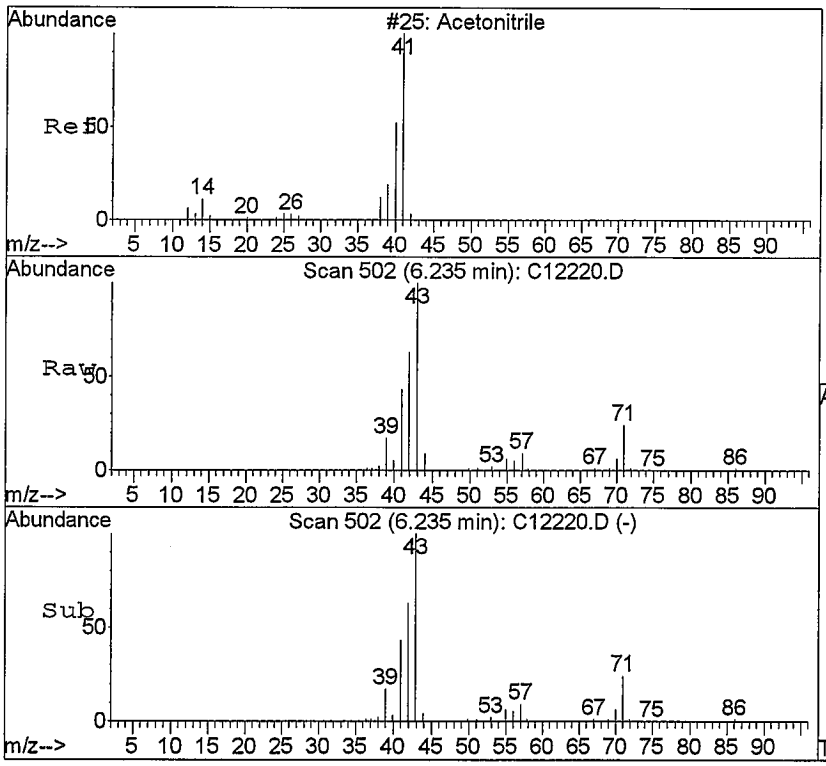

#16
Acetonitrile
Concen: 151.89 ppb
RT: 6.23 min Scan# 502
Delta R.T. 0.02 min
Lab File: C12220.D
Acq: 11 Sep 2008 12:20

Tgt Ion: 41 Resp: 268195

Ion	Ratio	Lower	Upper
41	100		
40	8.1	40.7	61.1#
39	38.9	18.6	27.8#

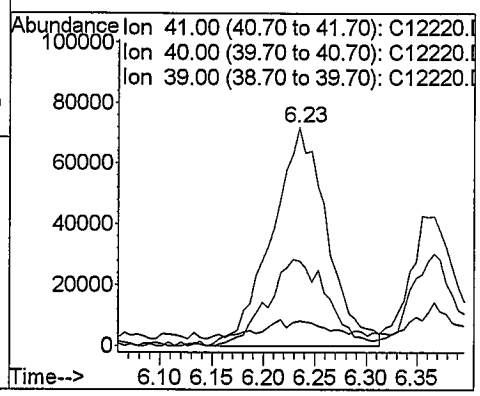

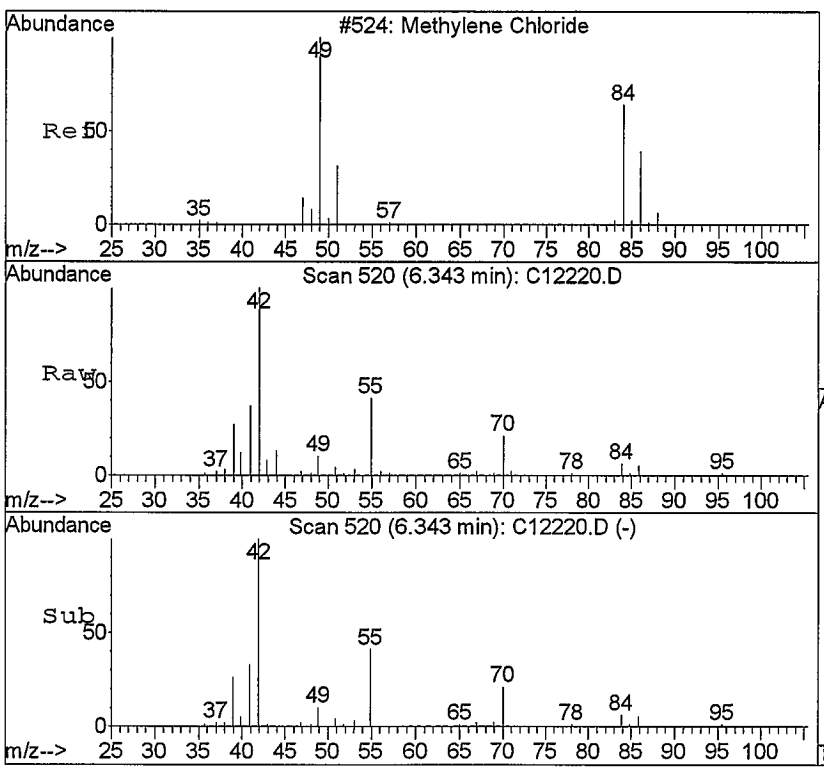

#17
Methylene chloride
Concen: 0.29 ppb
RT: 6.34 min Scan# 520
Delta R.T. -0.01 min
Lab File: C12220.D
Acq: 11 Sep 2008 12:20

Tgt Ion: 84 Resp: 8005

Ion	Ratio	Lower	Upper
84	100		
49	154.4	106.8	249.2
86	86.3	40.0	93.2
51	60.8	35.2	82.0

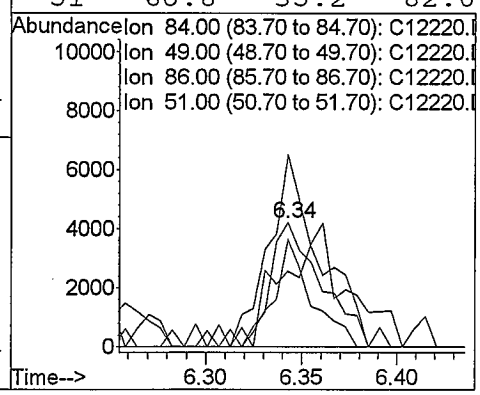

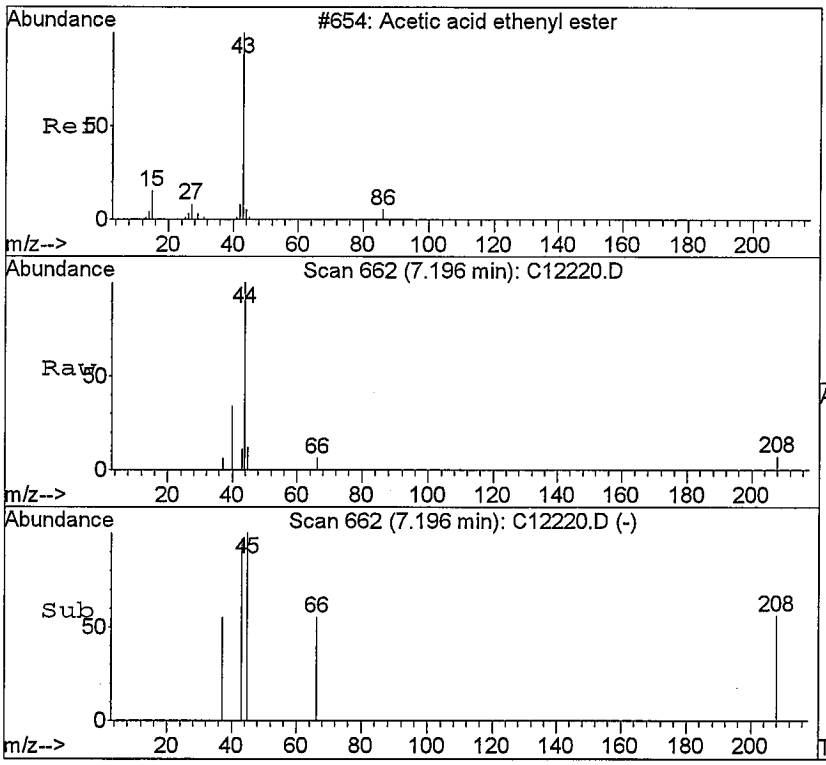

#23
Vinyl Acetate
Concen: Below Cal
RT: 7.20 min Scan# 662
Delta R.T. -0.01 min
Lab File: C12220.D
Acq: 11 Sep 2008 12:20

NO

Tgt Ion: 43 Resp: 4083

Ion	Ratio	Lower	Upper
43	100		
86	0.0	2.6	6.0#

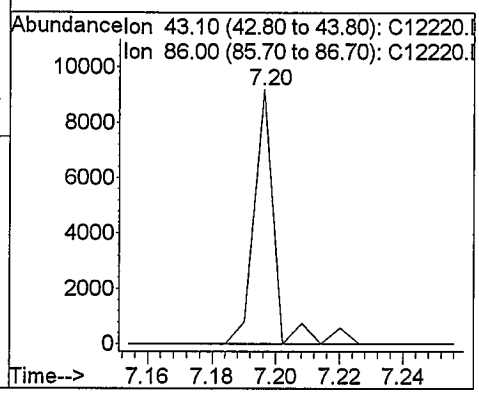

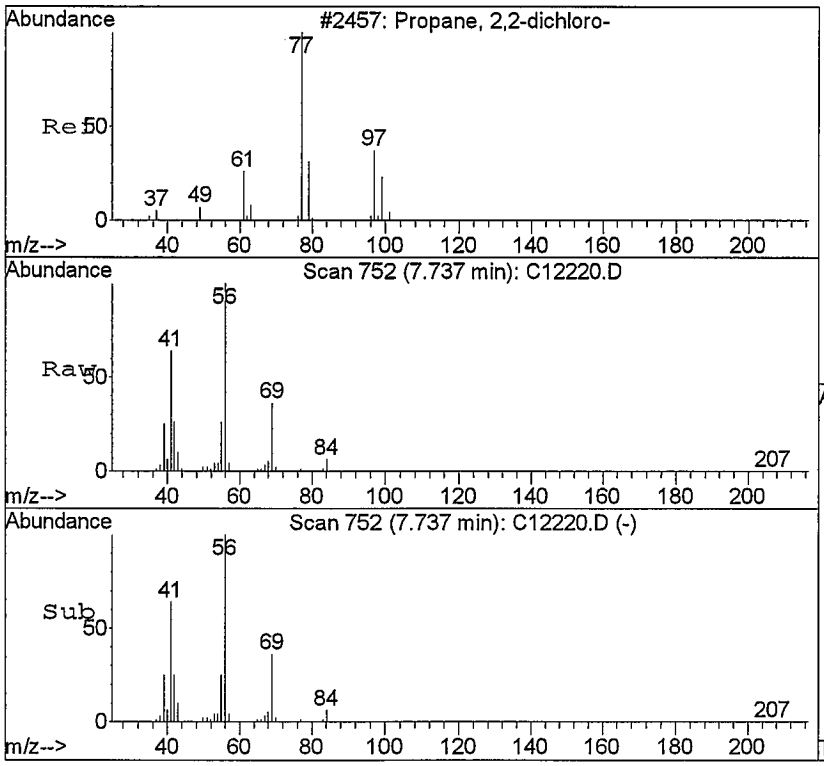

#27
2,2-Dichloropropane
Concen: 0.37 ppb
RT: 7.74 min Scan# 752
Delta R.T. -0.21 min
Lab File: C12220.D
Acq: 11 Sep 2008 12:20

NO

Tgt Ion: 77 Resp: 12298

Ion	Ratio	Lower	Upper
77	100		
97	0.0	16.1	37.5#

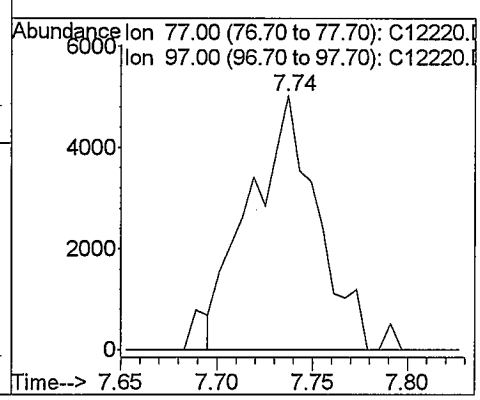

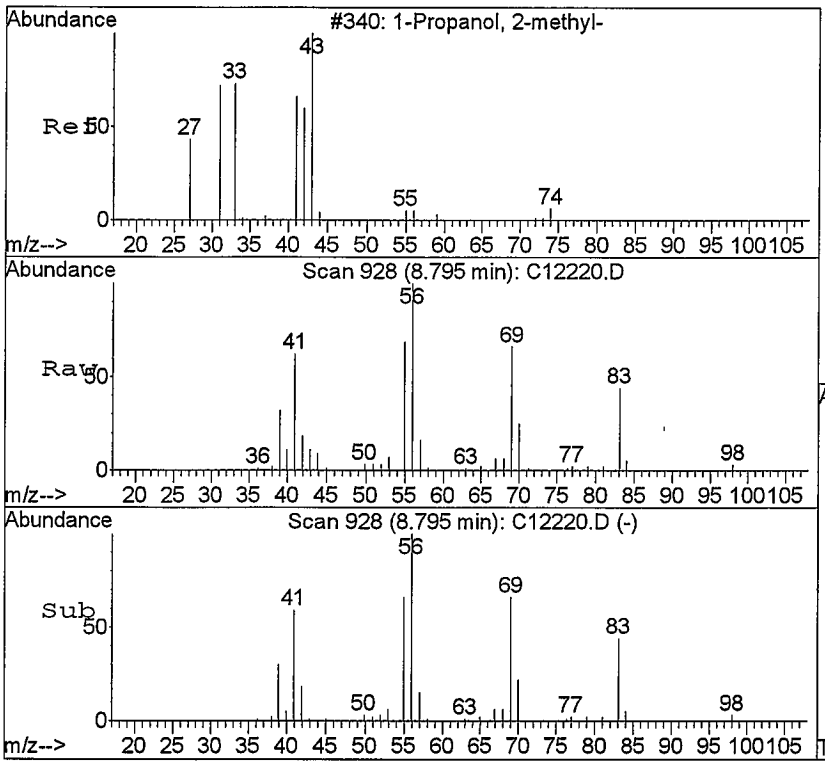

#39
Isobutyl alcohol
Concen: 54.08 ppb
RT: 8.79 min Scan# 928
Delta R.T. 0.00 min
Lab File: C12220.D
Acq: 11 Sep 2008 12:20

Tgt Ion: 43 Resp: 24358

Ion	Ratio	Lower	Upper
43	100		
42	156.2	49.5	74.3#
74	0.0	17.2	25.8#
41	504.6	55.3	82.9#

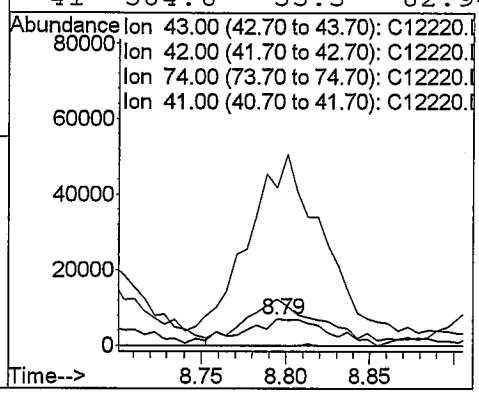

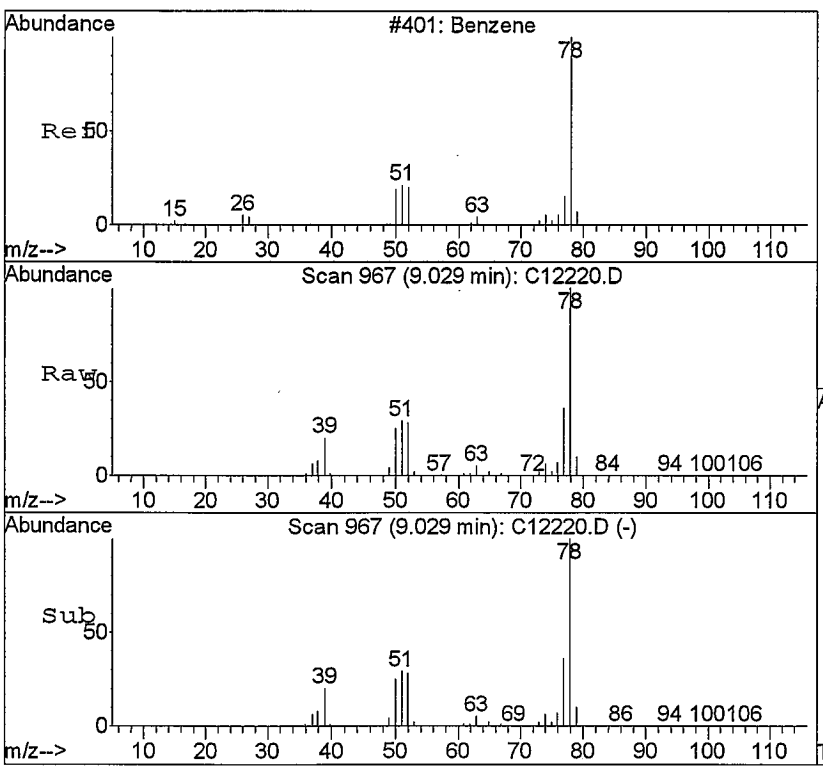

#41
Benzene
Concen: 188.37 ppb m
RT: 9.03 min Scan# 967
Delta R.T. -0.01 min
Lab File: C12220.D
Acq: 11 Sep 2008 12:20

Tgt Ion: 78 Resp:20636071

Ion	Ratio	Lower	Upper
78	100		
52	28.3	11.4	26.6#
77	36.1	15.5	36.3

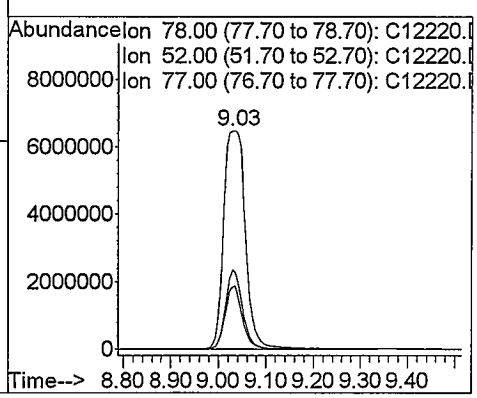

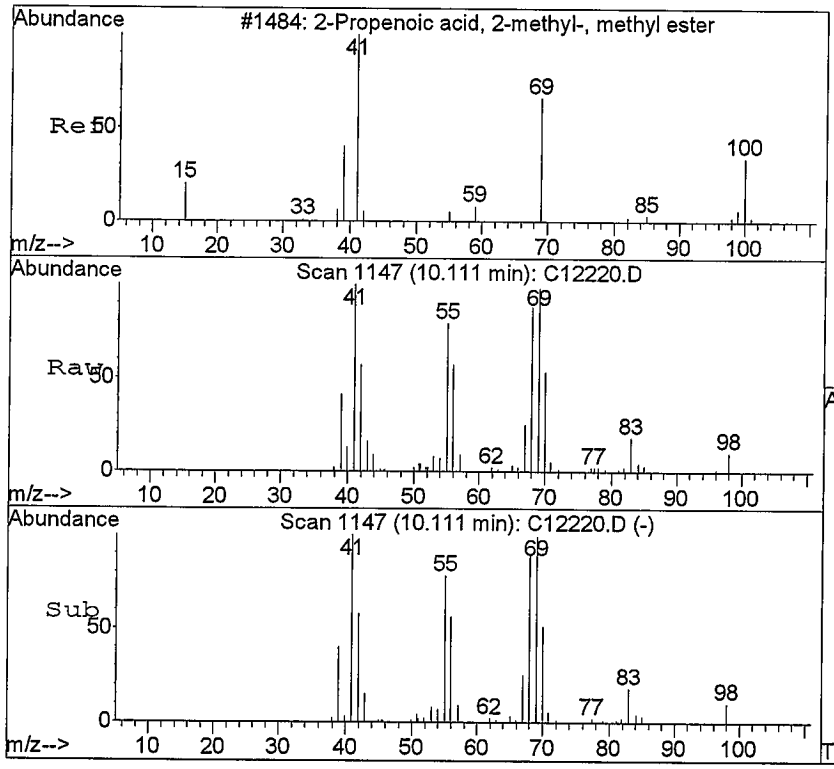

NO

#45
Methyl methacrylate
Concen: 21.58 ppb
RT: 10.11 min Scan# 1147
Delta R.T. 0.04 min
Lab File: C12220.D
Acq: 11 Sep 2008 12:20

Tgt Ion: 69 Resp: 141113

Ion	Ratio	Lower	Upper
69	100		
39	37.1	199.3	298.9#
41	97.2	275.4	413.0#
100	0.0	19.8	29.6#

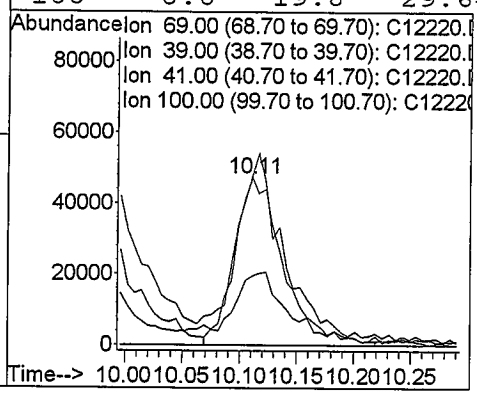

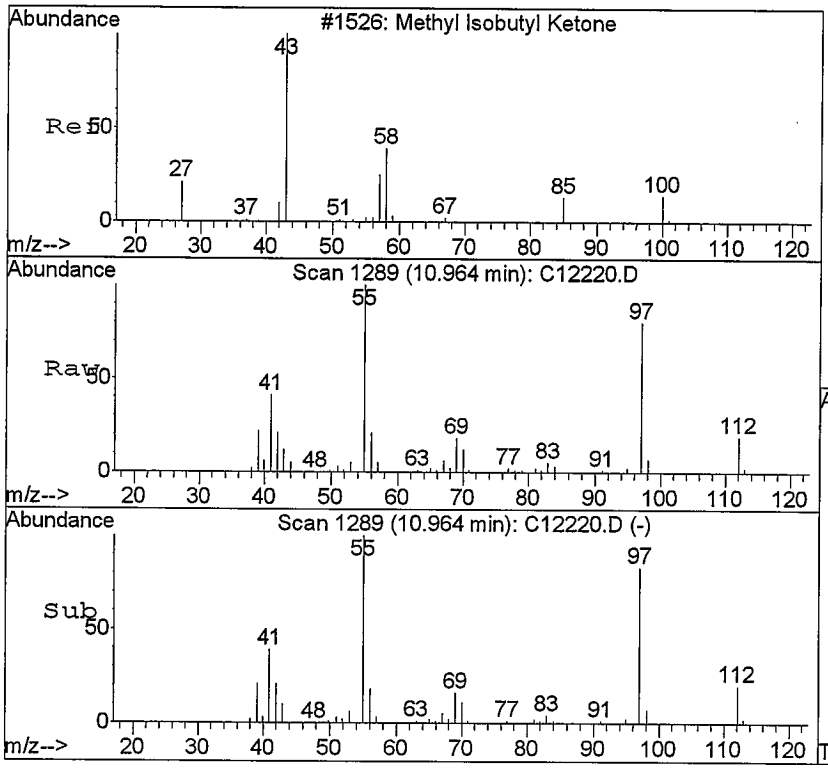

NO

#51
4-Methyl-2-Pentanone
Concen: 4.62 ppb
RT: 10.96 min Scan# 1289
Delta R.T. 0.05 min
Lab File: C12220.D
Acq: 11 Sep 2008 12:20

Tgt Ion: 43 Resp: 61967

Ion	Ratio	Lower	Upper
43	100		
58	0.0	29.4	44.0#
85	3.0	7.0	10.6#
100	0.0	4.6	7.0#

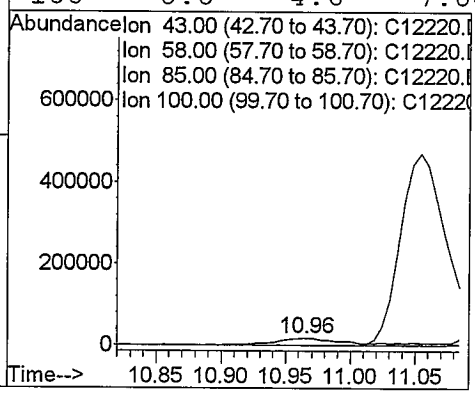

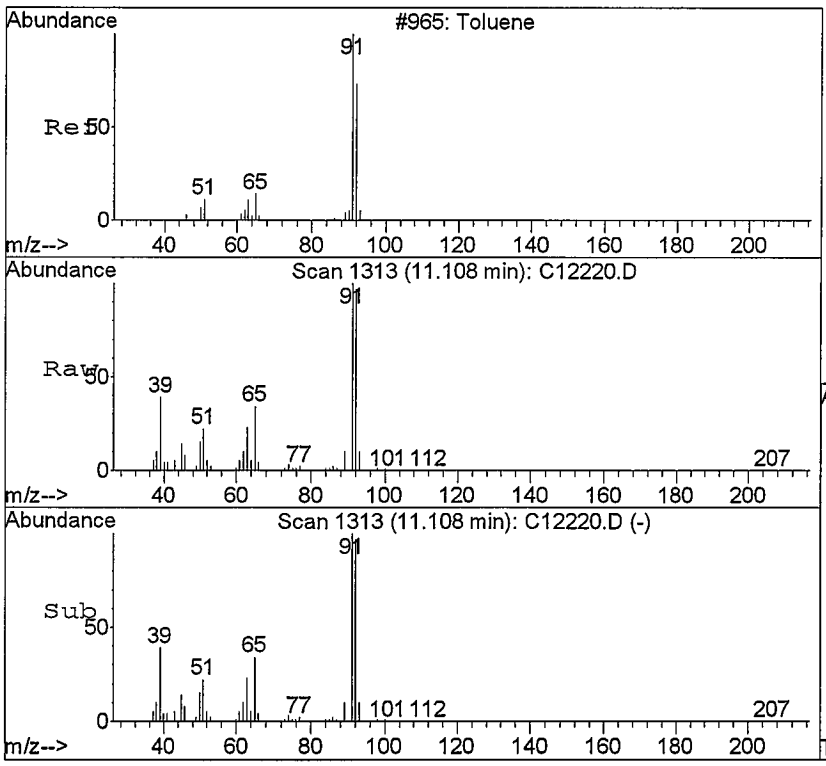

#54
Toluene
Concen: 348.88 ppb m
RT: 11.11 min Scan# 1313
Delta R.T. -0.02 min
Lab File: C12220.D
Acq: 11 Sep 2008 12:20

Tgt Ion: 91 Resp:34692663

Ion	Ratio	Lower	Upper
91	100		
92	97.4	35.4	82.6#
65	33.6	7.6	17.8#

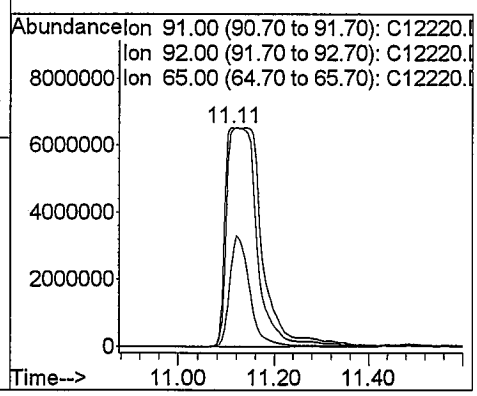

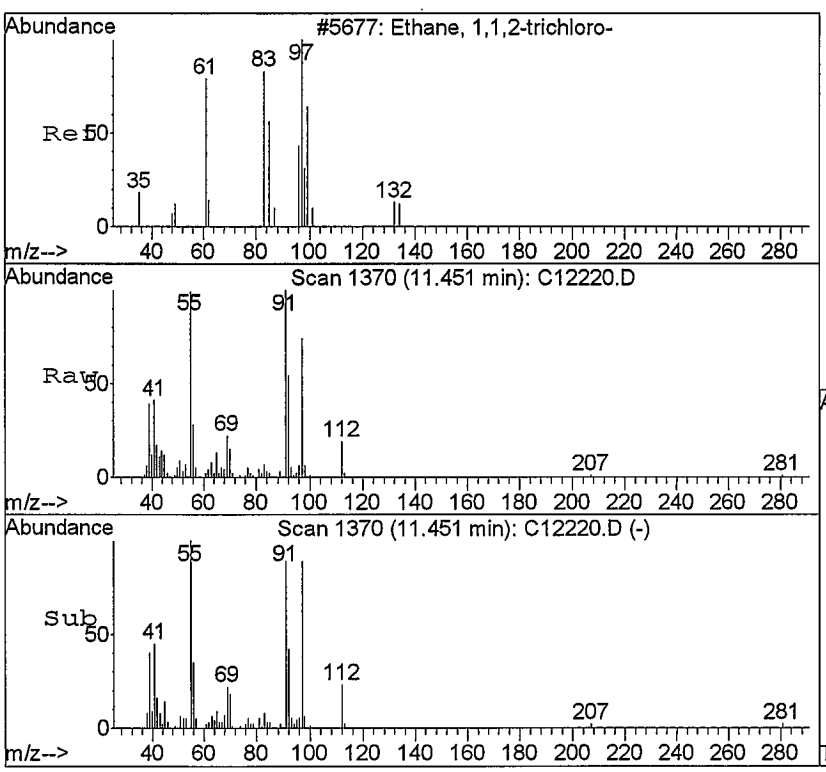

#57
1,1,2-Trichloroethane
Concen: 0.61 ppb
RT: 11.45 min Scan# 1370
Delta R.T. -0.12 min
Lab File: C12220.D
Acq: 11 Sep 2008 12:20

Tgt Ion: 83 Resp: 8890

Ion	Ratio	Lower	Upper
83	100		
97	959.0	58.2	135.8#
85	26.7	35.5	82.7#

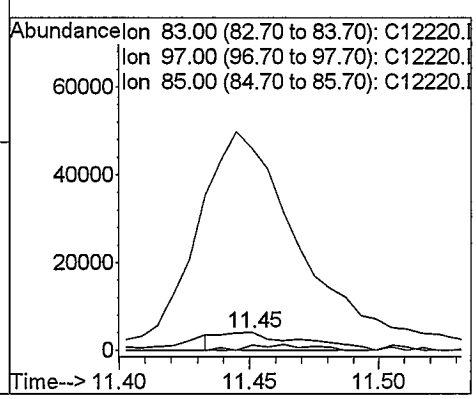

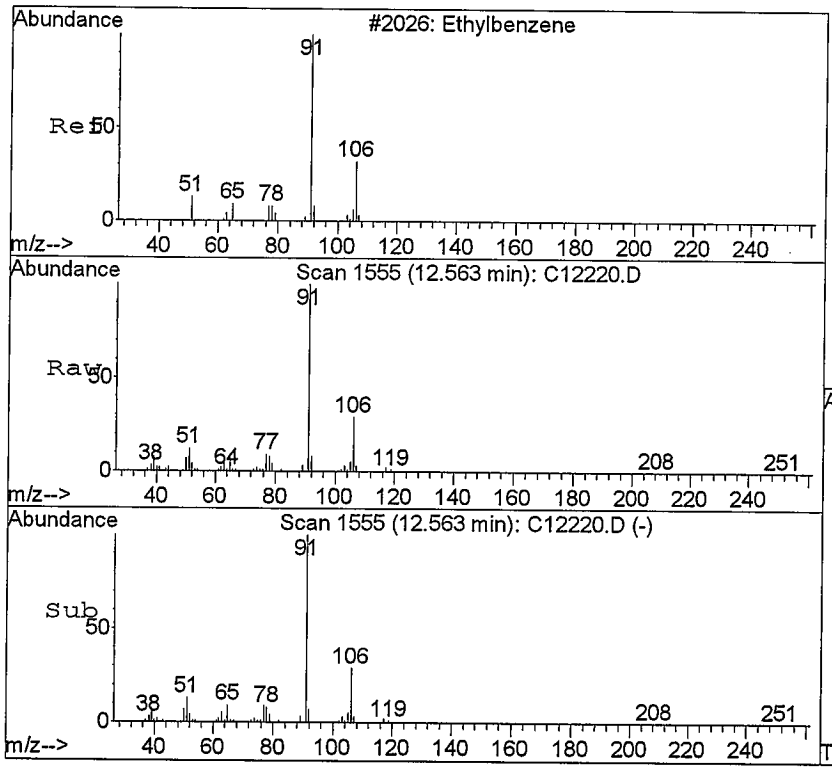

#65
Ethylbenzene
Concen: 6.65 ppb
RT: 12.56 min Scan# 1555
Delta R.T. -0.01 min
Lab File: C12220.D
Acq: 11 Sep 2008 12:20

Tgt Ion: 91 Resp: 709340

Ion	Ratio	Lower	Upper
91	100		
106	28.9	18.2	42.6

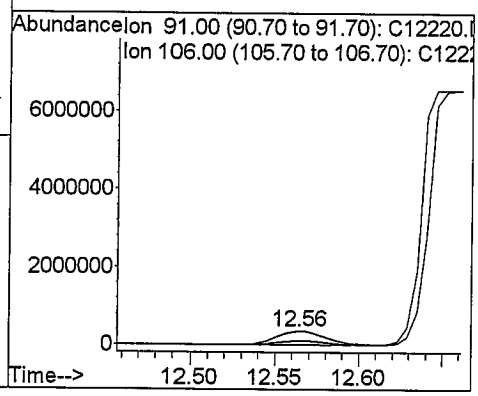

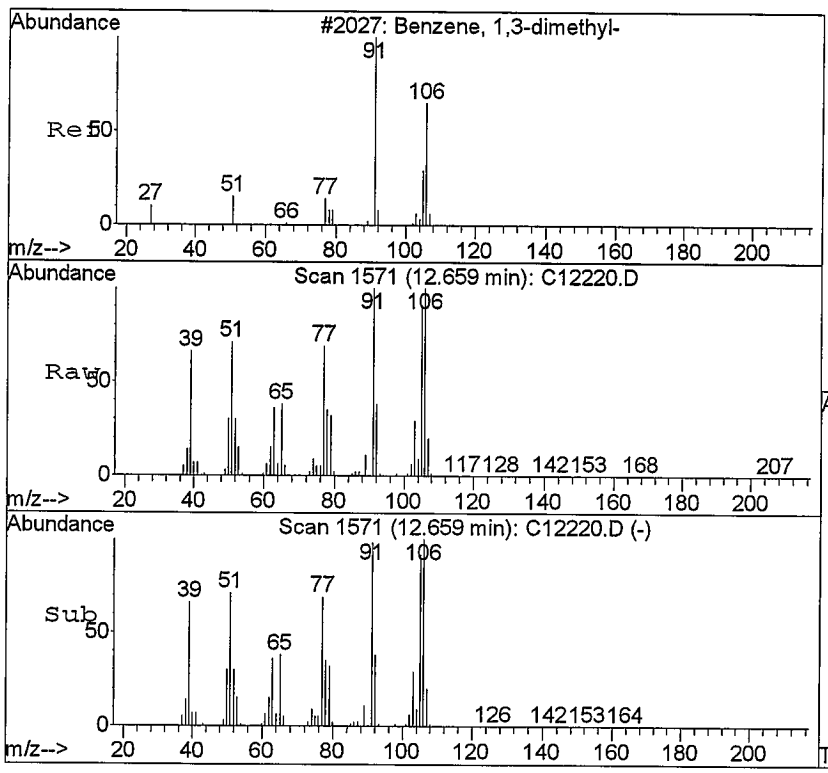

#67
m,p-Xylene
Concen: 854.23 ppb
RT: 12.66 min Scan# 1571
Delta R.T. -0.01 min
Lab File: C12220.D
Acq: 11 Sep 2008 12:20

Tgt Ion:106 Resp:33048307

Ion	Ratio	Lower	Upper
106	100		
91	99.8	121.9	284.3#

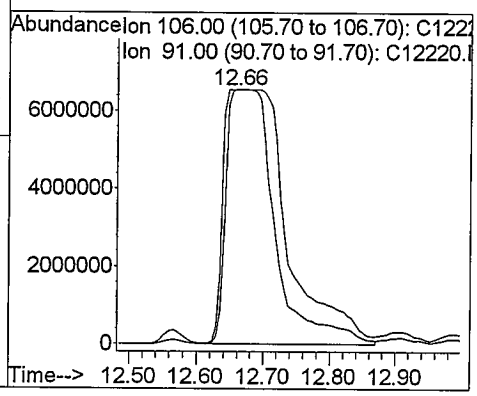

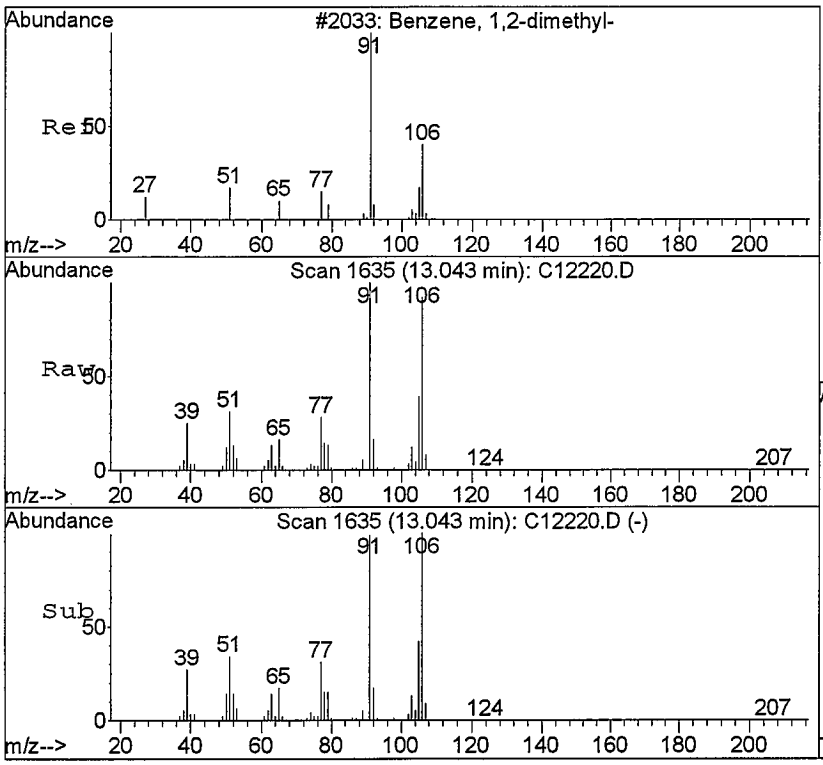

#68
o-Xylene
Concen: 400.09 ppb m
RT: 13.04 min Scan# 1635
Delta R.T. 0.01 min
Lab File: C12220.D
Acq: 11 Sep 2008 12:20

/E

Tgt Ion:106 Resp:15855599

Ion	Ratio	Lower	Upper
106	100		
91	108.2	126.8	295.8#

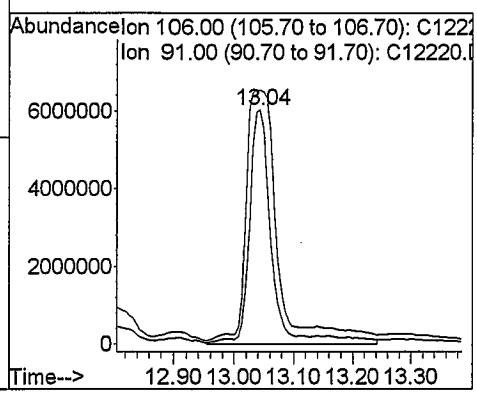

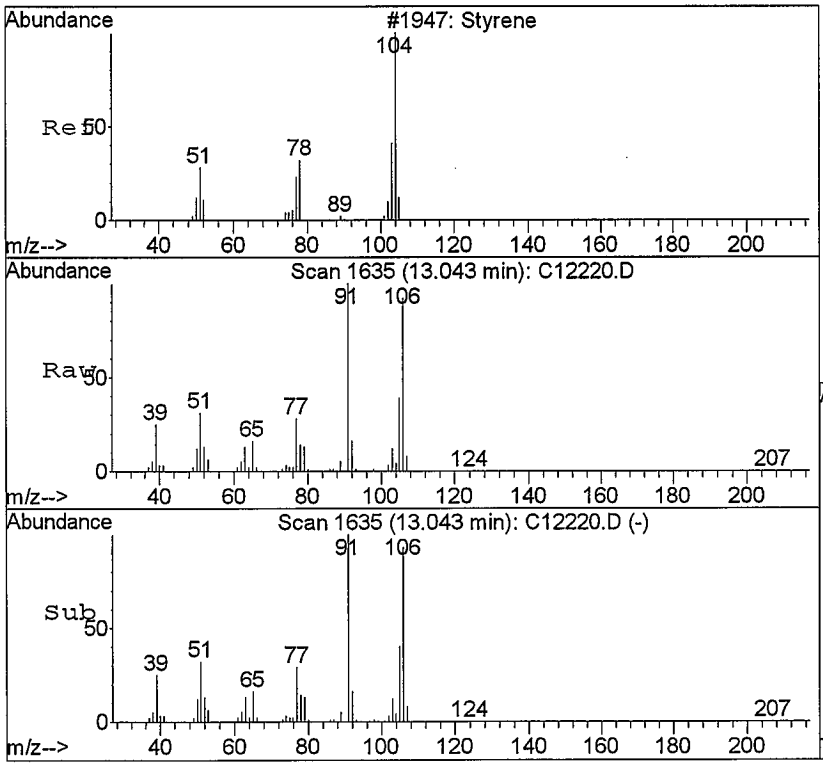

#69
Styrene
Concen: 11.72 ppb
RT: 13.04 min Scan# 1635
Delta R.T. -0.02 min
Lab File: C12220.D
Acq: 11 Sep 2008 12:20

NO

Tgt Ion:104 Resp: 653380

Ion	Ratio	Lower	Upper
104	100		
78	304.8	28.6	66.6#
103	270.9	29.8	69.4#

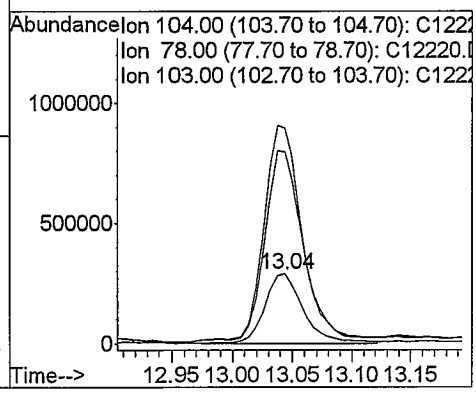

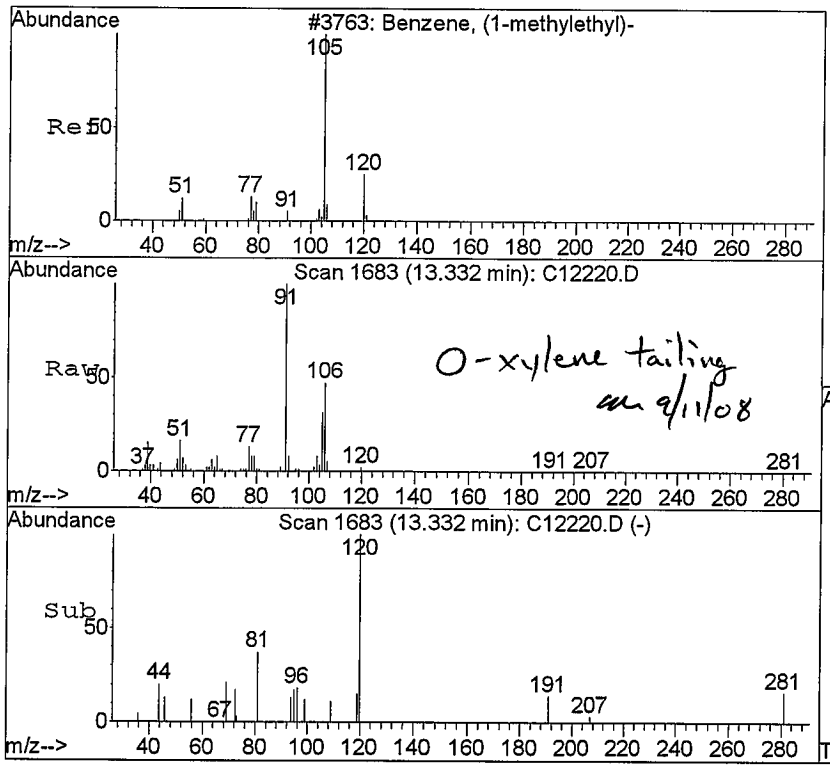

#71
Isopropylbenzene
Concen: 0.97 ppb
RT: 13.33 min Scan# 1683
Delta R.T. 0.00 min
Lab File: C12220.D
Acq: 11 Sep 2008 12:20

NO

Tgt Ion:105 Resp: 91623

Ion	Ratio	Lower	Upper
105	100		
120	12.6	14.8	34.4#

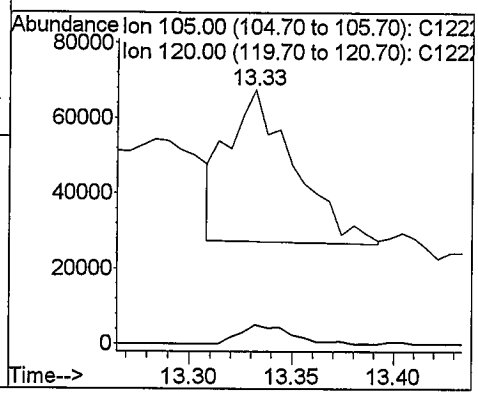

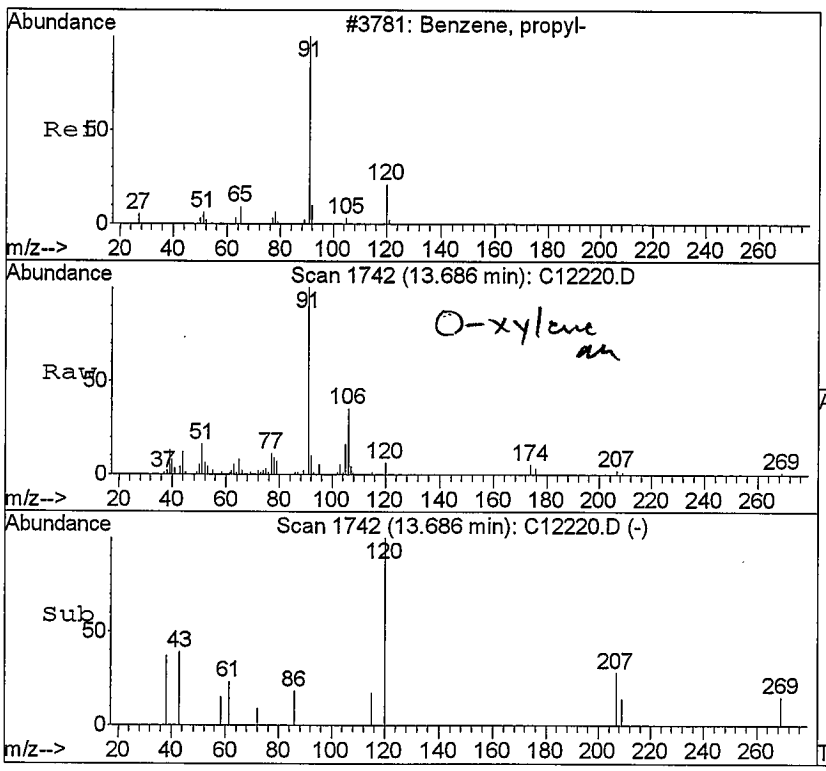

#76
n-Propylbenzene
Concen: 0.50 ppb
RT: 13.69 min Scan# 1742
Delta R.T. 0.00 min
Lab File: C12220.D
Acq: 11 Sep 2008 12:20

NO

Tgt Ion: 91 Resp: 64842

Ion	Ratio	Lower	Upper
91	100		
120	17.5	11.8	27.4

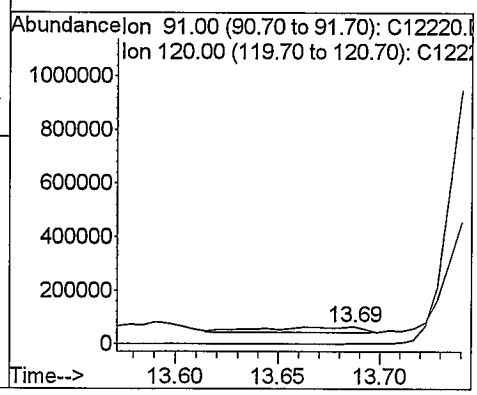

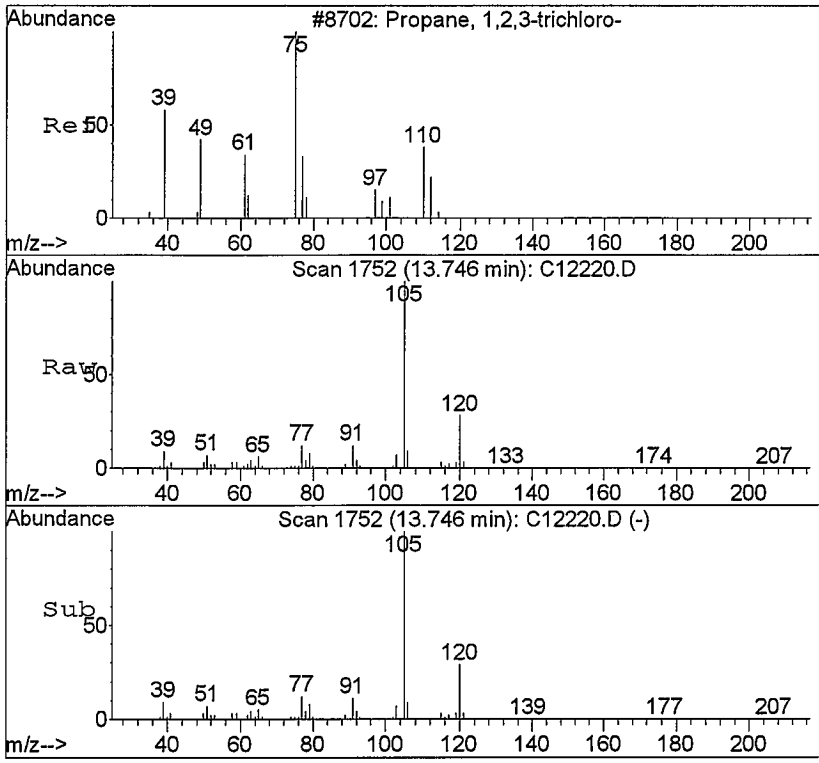

#77
1,2,3-Trichloropropane
Concen: 0.54 ppb
RT: 13.75 min Scan# 1752
Delta R.T. 0.04 min
Lab File: C12220.D
Acq: 11 Sep 2008 12:20

Tgt Ion:110 Resp: 1749

Ion	Ratio	Lower	Upper
110	100		
75	3092.4	237.3	553.7#

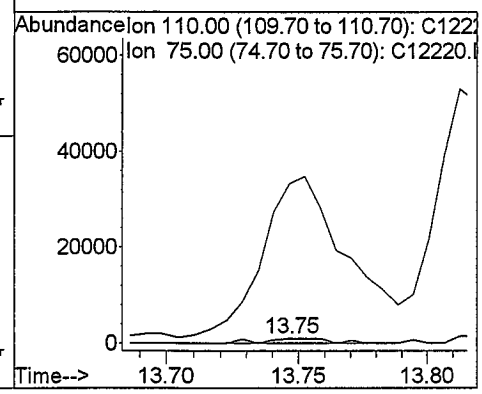

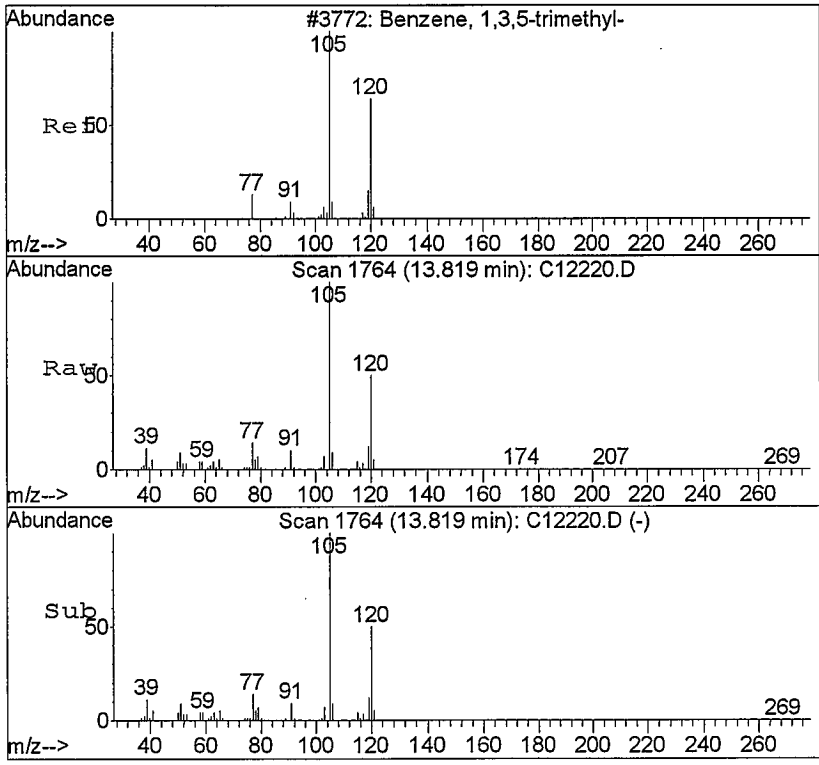

#79
1,3,5-Trimethylbenzene
Concen: 140.99 ppb
RT: 13.82 min Scan# 1764
Delta R.T. 0.00 min
Lab File: C12220.D
Acq: 11 Sep 2008 12:20

Tgt Ion:105 Resp:11929958

Ion	Ratio	Lower	Upper
105	100		
120	49.6	28.1	65.7

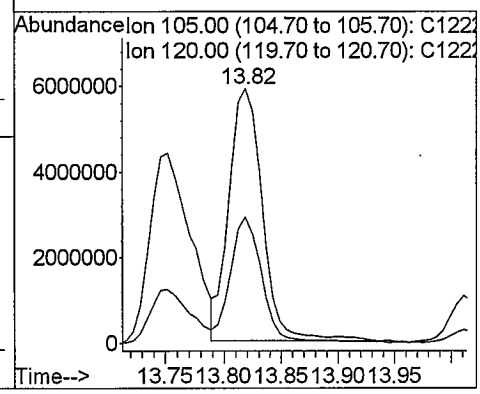

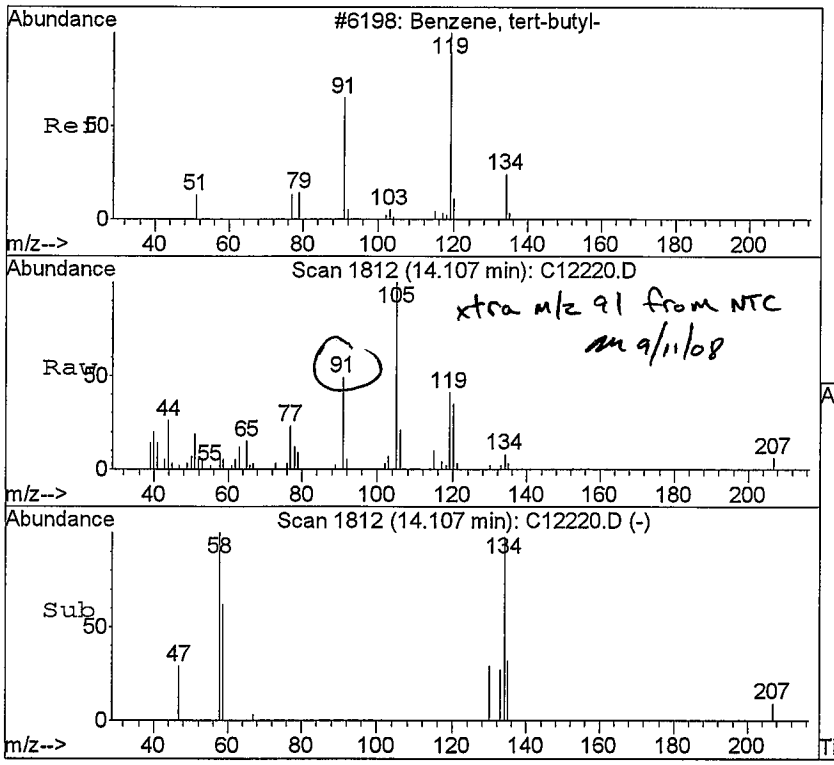

#82
tert-Butylbenzene
Concen: 0.27 ppb
RT: 14.11 min Scan# 1812
Delta R.T. 0.01 min
Lab File: C12220.D
Acq: 11 Sep 2008 12:20

Tgt Ion:134 Resp: 3497

Ion	Ratio	Lower	Upper
134	100		
91	0.0	133.0	532.2#
119	278.3	277.6	647.6

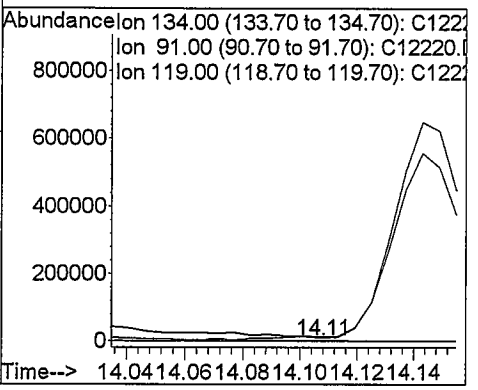

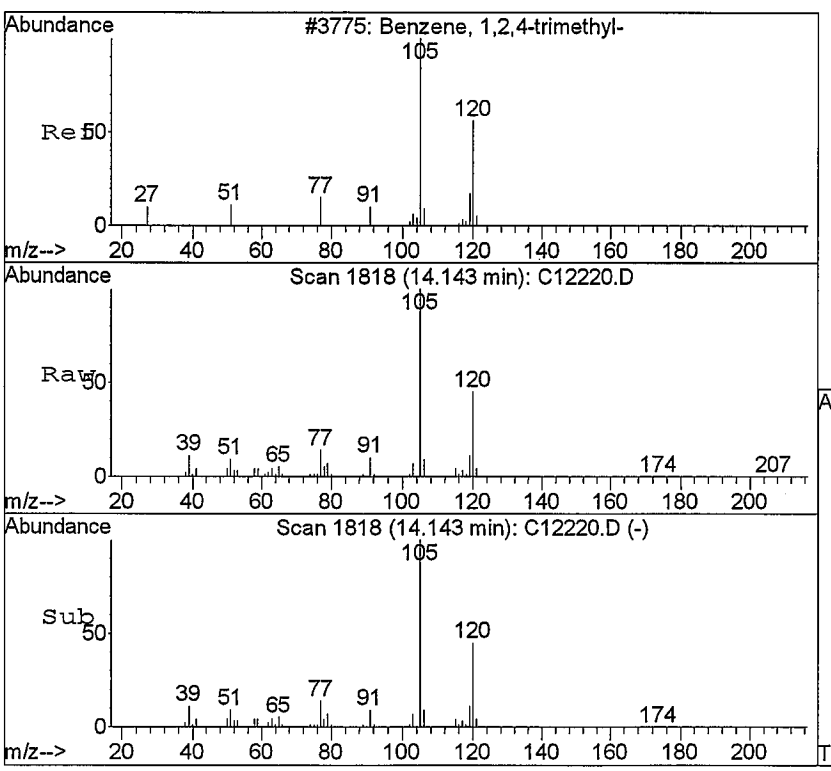

#83
1,2,4-Trimethylbenzene
Concen: 137.17 ppb
RT: 14.14 min Scan# 1818
Delta R.T. 0.00 min
Lab File: C12220.D
Acq: 11 Sep 2008 12:20

Tgt Ion:105 Resp:10967145

Ion	Ratio	Lower	Upper
105	100		
120	44.5	26.5	61.9

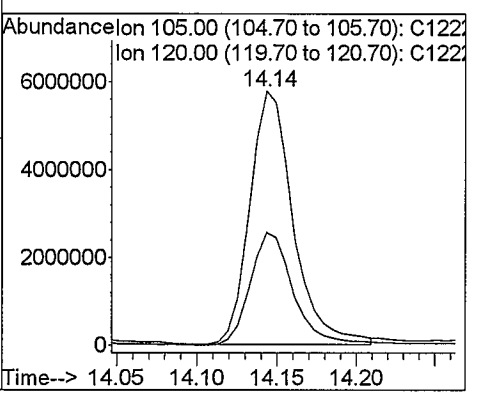

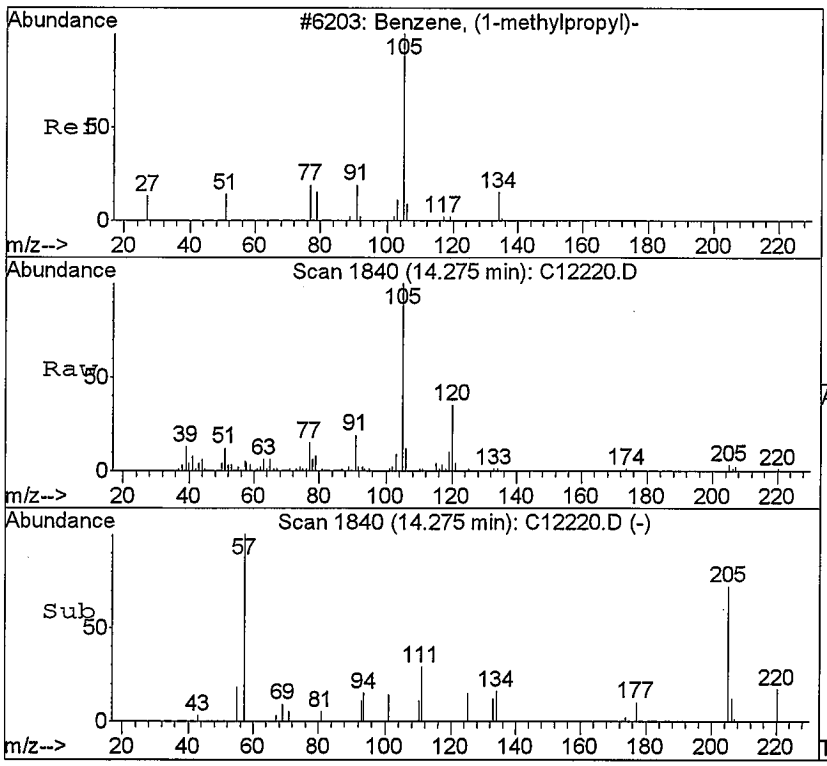

#84
sec-Butylbenzene
Concen: 0.76 ppb
RT: 14.28 min Scan# 1840
Delta R.T. 0.00 min
Lab File: C12220.D
Acq: 11 Sep 2008 12:20

NO

Tgt Ion:105 Resp: 84400

Ion	Ratio	Lower	Upper
105	100		
134	1.3	8.9	20.9#

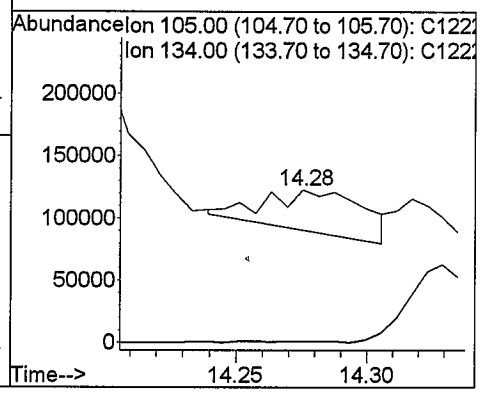

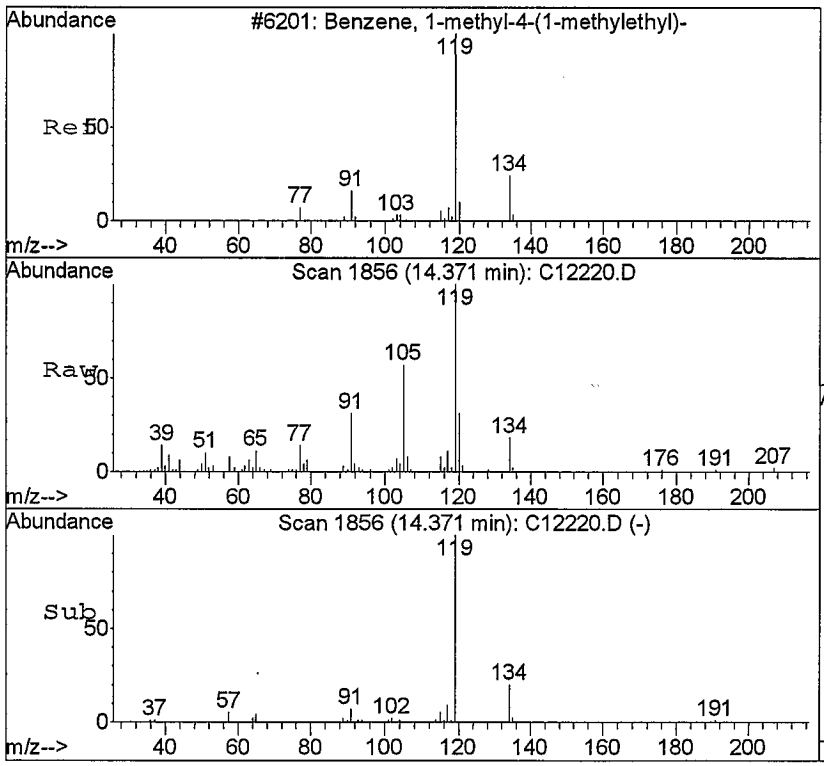

#85
p-Isopropyltoluene
Concen: 1.85 ppb
RT: 14.37 min Scan# 1856
Delta R.T. 0.00 min
Lab File: C12220.D
Acq: 11 Sep 2008 12:20

Tgt Ion:119 Resp: 157846

Ion	Ratio	Lower	Upper
119	100		
134	18.3	13.9	32.3
91	24.3	14.4	33.6

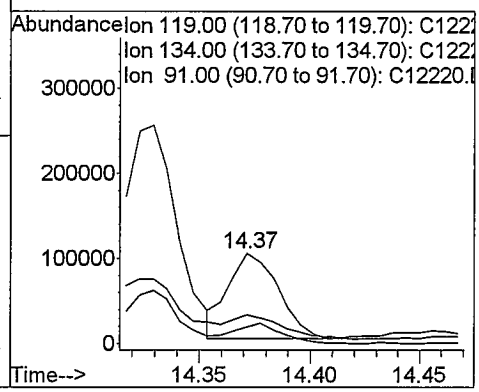

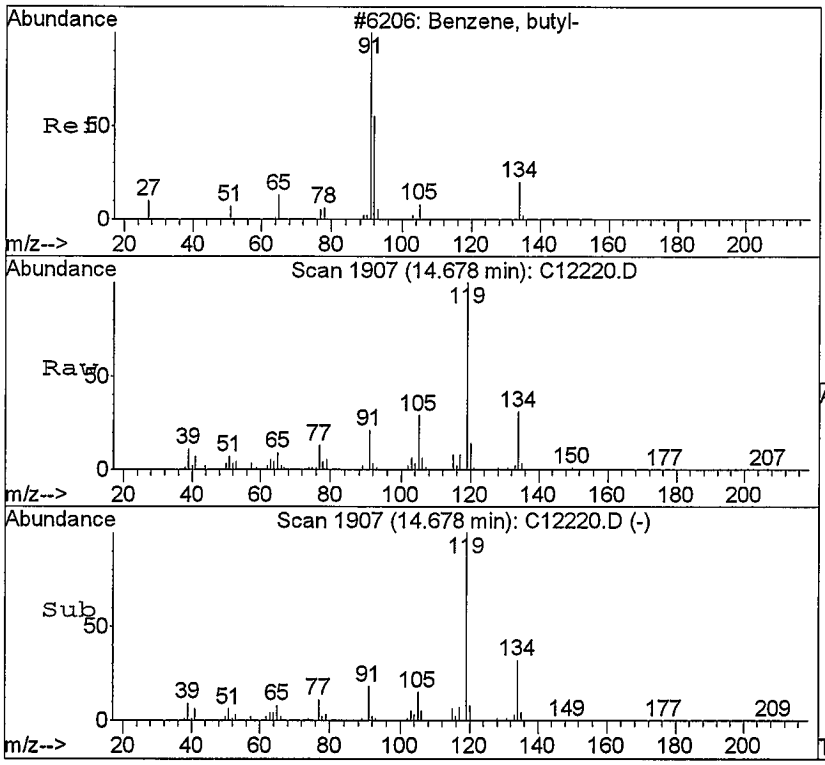

#88
n-Butylbenzene NO
Concen: 2.76 ppb
RT: 14.68 min Scan# 1907
Delta R.T. -0.04 min
Lab File: C12220.D
Acq: 11 Sep 2008 12:20

Tgt Ion: 91 Resp: 240723

Ion	Ratio	Lower	Upper
91	100		
92	11.5	33.4	78.0#
134	153.7	11.5	26.9#

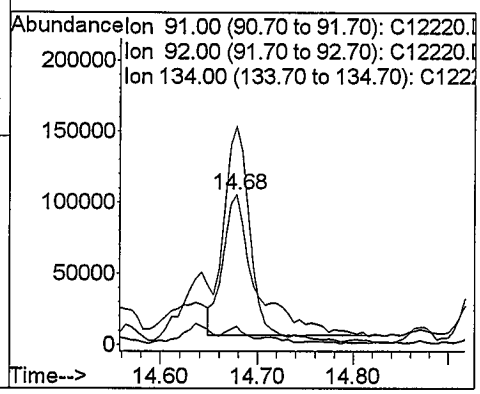

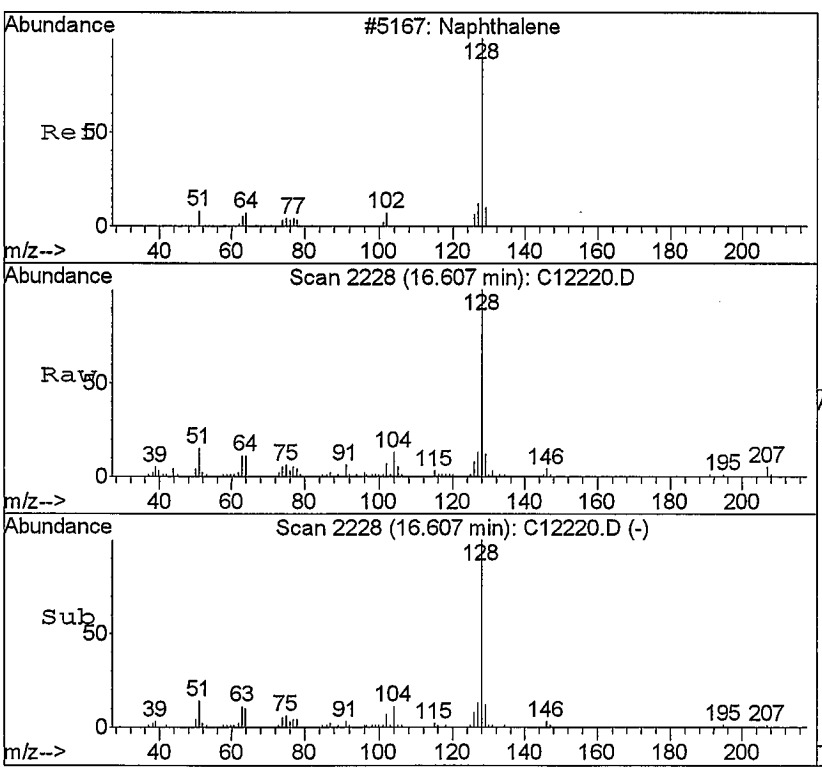

#94
Naphthalene
Concen: 8.54 ppb
RT: 16.61 min Scan# 2228
Delta R.T. 0.00 min
Lab File: C12220.D
Acq: 11 Sep 2008 12:20

Tgt Ion:128 Resp: 228715

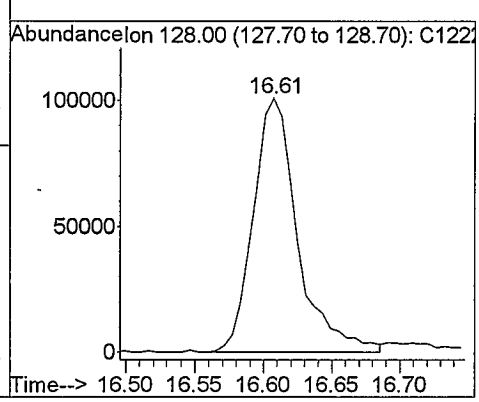

Quantitation Report (Not Reviewed)

Data File : C:\HPCHEM\1\DATA\091108\C12225.D Vial: 13
Acq On : 11 Sep 2008 14:17 Operator: twk-sop525r12:
Sample : 0809076-11 Inst : CSS Instr
Misc : 10mL water Multiplr: 1.00
MS Integration Params: ettics.p
Quant Time: Sep 11 14:56 2008 Quant Results File: 082208W.RES

Quant Method : C:\HPCHEM\1\METHODS\082208W.M (RTE Integrator)
Title : GC/MS Volatiles (S.O.P. 525)
Last Update : Thu Sep 11 11:07:04 2008
Response via : Initial Calibration
DataAcq Meth : 082208W

Internal Standards	R.T.	QIon	Response	Conc Units	Dev(Min)
1) Fluorobenzene	9.36	96	1818279	25.00 ppb	0.00
52) Chlorobenzene-d5	12.50	82	683471	25.00 ppb	0.00
72) 1,4-Dichlorobenzene-d4	14.51	152	526813	25.00 ppb	0.00

System Monitoring Compounds

34) Dibromofluoromethane	8.55	113	709200	25.17 ppb	0.00
Spiked Amount 25.000	Range 80 - 124		Recovery = 100.68%		
38) 1,2-dichloroethane-d4	9.02	65	408289	22.99 ppb	0.01
Spiked Amount 25.000	Range 62 - 139		Recovery = 91.96%		
53) Toluene-d8	11.05	98	1846835	25.20 ppb	0.00
Spiked Amount 25.000	Range 81 - 119		Recovery = 100.80%		
73) 4-Bromofluorobenzene	13.54	95	619391	27.00 ppb	0.00
Spiked Amount 25.000	Range 78 - 129		Recovery = 108.00%		

Target Compounds Qvalue

m 9/11/08

(#) = qualifier out of range (m) = manual integration
C12225.D 082208W.M Thu Sep 11 14:56:24 2008 Page 1

Quantitation Report

Data File : C:\HPCHEM\1\DATA\091108\C12225.D
Acq On : 11 Sep 2008 14:17
Sample : 0809076-11
Misc : 10mL water
MS Integration Params: ettics.p
Quant Time: Sep 11 14:56 2008

Vial: 13
Operator: twk-sop525r12:
Inst : CSS Instr
Multiplr: 1.00

Quant Results File: 082208W.RES

Method : C:\HPCHEM\1\METHODS\082208W.M (RTE Integrator)
Title : GC/MS Volatiles (S.O.P. 525)
Last Update : Thu Sep 11 11:07:04 2008
Response via : Initial Calibration



Quantitation Report (Not Reviewed)

Data File : C:\HPCHEM\1\DATA\091108\C12226.D Vial: 14
Acq On : 11 Sep 2008 14:41 Operator: twk-sop525r12:
Sample : 0809076-3 Inst : CSS Instr
Misc : 10mL water Multiplr: 1.00
MS Integration Params: ettics.p
Quant Time: Sep 11 15:00 2008 Quant Results File: 082208W.RES

Quant Method : C:\HPCHEM\1\METHODS\082208W.M (RTE Integrator)
Title : GC/MS Volatiles (S.O.P. 525)
Last Update : Thu Sep 11 11:07:04 2008
Response via : Initial Calibration
DataAcq Meth : 082208W

Internal Standards	R.T.	QIon	Response	Conc Units	Dev(Min)
1) Fluorobenzene	9.36	96	1806779	25.00 ppb	0.00
52) Chlorobenzene-d5	12.50	82	686210	25.00 ppb	0.00
72) 1,4-Dichlorobenzene-d4	14.51	152	533162	25.00 ppb	0.00
System Monitoring Compounds					
34) Dibromofluoromethane	8.55	113	718812	25.67 ppb	0.00
Spiked Amount 25.000	Range 80 - 124		Recovery = 102.68%		
38) 1,2-dichloroethane-d4	9.02	65	453391	25.69 ppb	0.01
Spiked Amount 25.000	Range 62 - 139		Recovery = 102.76%		
53) Toluene-d8	11.05	98	1873123	25.46 ppb	0.00
Spiked Amount 25.000	Range 81 - 119		Recovery = 101.84%		
73) 4-Bromofluorobenzene	13.54	95	613763	26.43 ppb	0.00
Spiked Amount 25.000	Range 78 - 129		Recovery = 105.72%		
Target Compounds					Qvalue
23) Vinyl Acetate	7.19	43	3301	Below Cal	# No 87

m 9/11/08

(#) = qualifier out of range (m) = manual integration
C12226.D 082208W.M Thu Sep 11 15:00:55 2008 Page 1

Quantitation Report

Data File : C:\HPCHEM\1\DATA\091108\C12226.D
Acq On : 11 Sep 2008 14:41
Sample : 0809076-3
Misc : 10mL water
MS Integration Params: ettics.p
Quant Time: Sep 11 15:00 2008

Vial: 14
Operator: twk-sop525r12:
Inst : CSS Instr
Multiplr: 1.00
Quant Results File: 082208W.RES

Method : C:\HPCHEM\1\METHODS\082208W.M (RTE Integrator)
Title : GC/MS Volatiles (S.O.P. 525)
Last Update : Thu Sep 11 11:07:04 2008
Response via : Initial Calibration



Quantitation Report (Not Reviewed)

Data File : C:\HPCHEM\1\DATA\091108\C12227.D Vial: 15
Acq On : 11 Sep 2008 15:05 Operator: twk-sop525r12:
Sample : 0809076-4 Inst : CSS Instr
Misc : 10mL water Multiplr: 1.00
MS Integration Params: ettics.p
Quant Time: Sep 11 15:44 2008 Quant Results File: 082208W.RES

Quant Method : C:\HPCHEM\1\METHODS\082208W.M (RTE Integrator)
Title : GC/MS Volatiles (S.O.P. 525)
Last Update : Thu Sep 11 11:07:04 2008
Response via : Initial Calibration
DataAcq Meth : 082208W

Internal Standards	R.T.	QIon	Response	Conc Units	Dev(Min)
1) Fluorobenzene	9.36	96	1726905	25.00 ppb	0.00
52) Chlorobenzene-d5	12.50	82	626328	25.00 ppb	0.00
72) 1,4-Dichlorobenzene-d4	14.51	152	530136	25.00 ppb	0.00
System Monitoring Compounds					
34) Dibromofluoromethane	8.55	113	720167	26.91 ppb	0.00
Spiked Amount 25.000	Range 80 - 124		Recovery = 107.64%		
38) 1,2-dichloroethane-d4	9.02	65	412452	24.45 ppb	0.00
Spiked Amount 25.000	Range 62 - 139		Recovery = 97.80%		
53) Toluene-d8	11.06	98	1705377	25.40 ppb	0.00
Spiked Amount 25.000	Range 81 - 119		Recovery = 101.60%		
73) 4-Bromofluorobenzene	13.54	95	622950	26.98 ppb	0.00
Spiked Amount 25.000	Range 78 - 129		Recovery = 107.92%		
Target Compounds					Qvalue
17) Methylene chloride	6.36	84	4440	0.17 ppb	# B 87
23) Vinyl Acetate	7.22	43	3126	Below Cal	# No 87
33) Chloroform	8.34	83	1269051	26.60 ppb	98
47) Dibromomethane	10.33	93	13249	0.96 ppb	# No 7
48) Bromodichloromethane	10.34	83	393321	13.60 ppb	86
61) Dibromochloromethane	11.96	129	135683	6.57 ppb	100
70) Bromoform	13.29	173	9335	0.91 ppb	83

aw 9/11/08

(#) = qualifier out of range (m) = manual integration
C12227.D 082208W.M Thu Sep 11 15:46:47 2008 Page 1

Quantitation Report

Data File : C:\HPCHEM\1\DATA\091108\C12227.D
Acq On : 11 Sep 2008 15:05
Sample : 0809076-4
Misc : 10mL water
MS Integration Params: ettics.p
Quant Time: Sep 11 15:44 2008

Vial: 15
Operator: twk-sop525r12:
Inst : CSS Instr
Multiplr: 1.00
Quant Results File: 082208W.RES

Method : C:\HPCHEM\1\METHODS\082208W.M (RTE Integrator)
Title : GC/MS Volatiles (S.O.P. 525)
Last Update : Thu Sep 11 11:07:04 2008
Response via : Initial Calibration



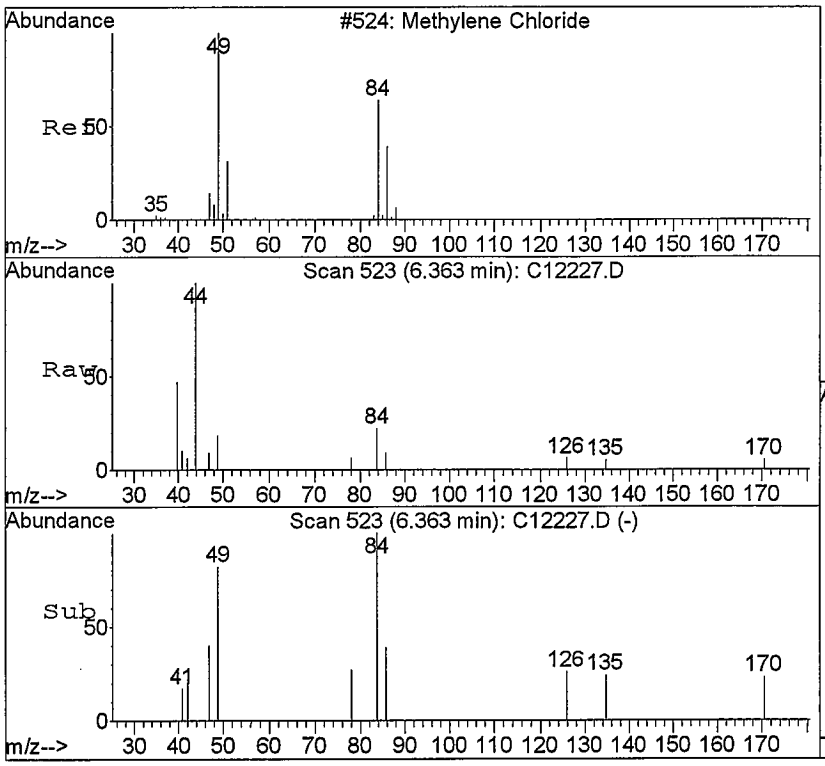

#17
Methylene chloride
Concen: 0.17 ppb
RT: 6.36 min Scan# 523
Delta R.T. 0.01 min
Lab File: C12227.D
Acq: 11 Sep 2008 15:05

Tgt Ion: 84 Resp: 4440

Ion	Ratio	Lower	Upper
84	100		
49	82.3	106.8	249.2#
86	38.7	40.0	93.2#
51	0.0	35.2	82.0#

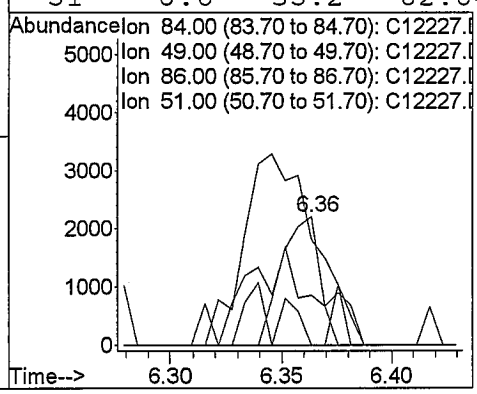

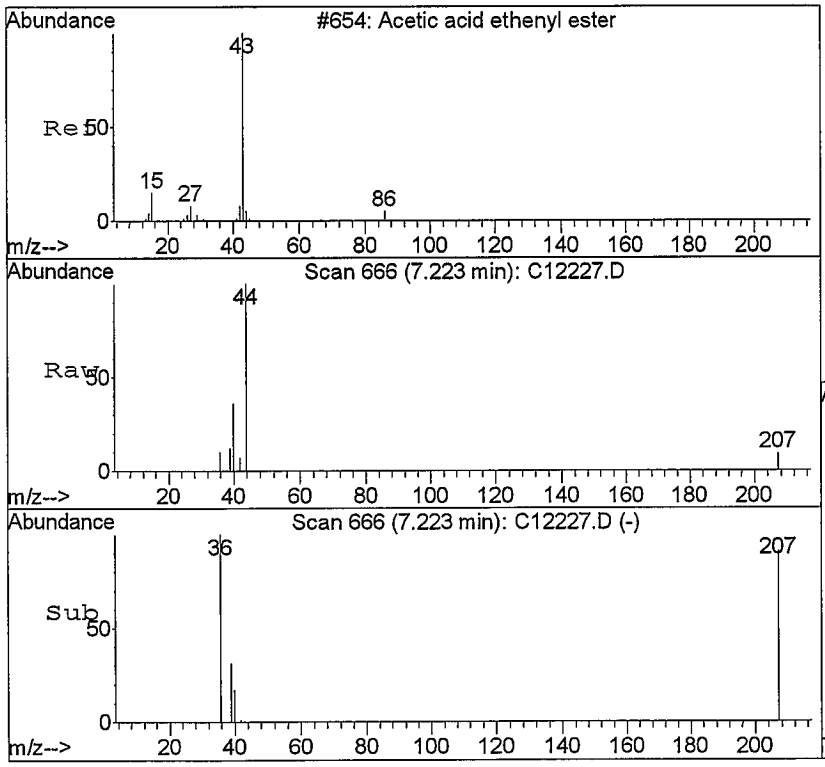

#23
Vinyl Acetate
Concen: Below Cal
RT: 7.22 min Scan# 666
Delta R.T. 0.02 min
Lab File: C12227.D
Acq: 11 Sep 2008 15:05

Tgt Ion: 43 Resp: 3126

Ion	Ratio	Lower	Upper
43	100		
86	0.0	2.6	6.0#

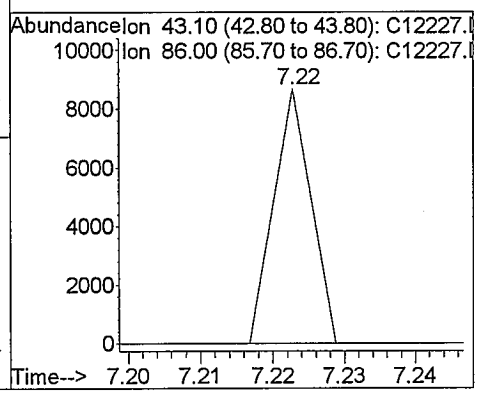

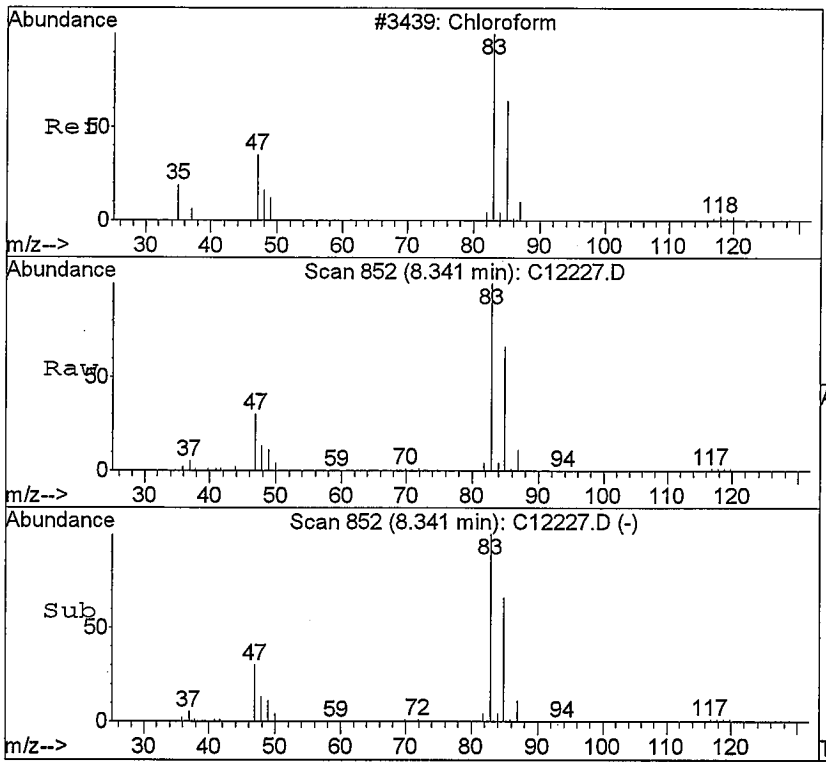

#33
Chloroform
Concen: 26.60 ppb
RT: 8.34 min Scan# 852
Delta R.T. 0.01 min
Lab File: C12227.D
Acq: 11 Sep 2008 15:05

Tgt Ion: 83 Resp: 1269051

Ion	Ratio	Lower	Upper
83	100		
85	65.9	37.9	88.5
47	29.9	18.1	42.3

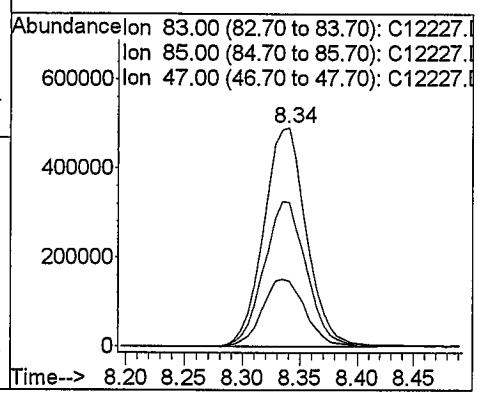

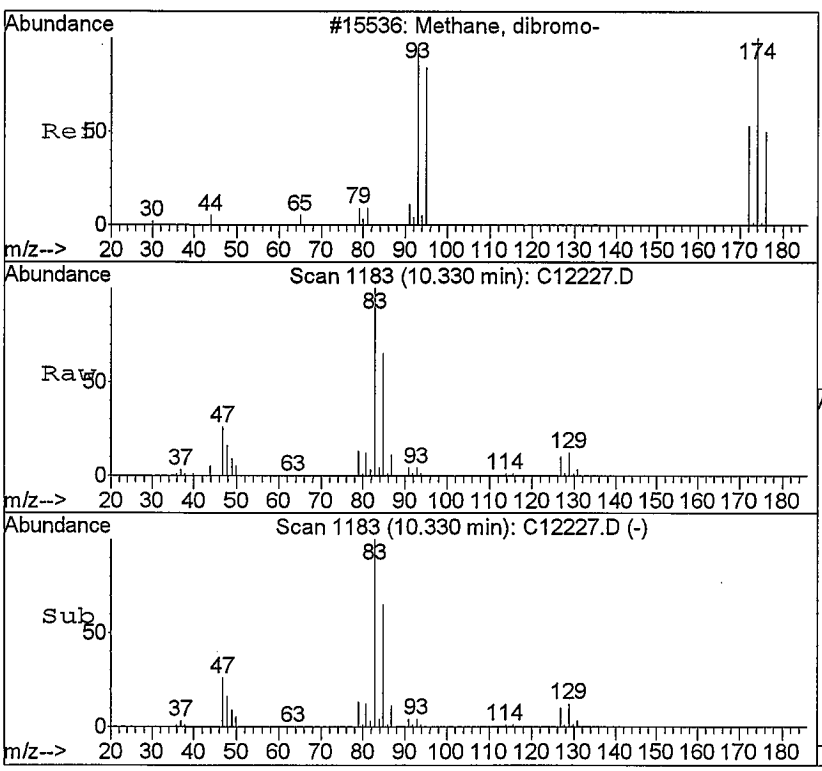

#47
Dibromomethane
Concen: 0.96 ppb
RT: 10.33 min Scan# 1183
Delta R.T. 0.12 min
Lab File: C12227.D
Acq: 11 Sep 2008 15:05

Tgt Ion: 93 Resp: 13249

Ion	Ratio	Lower	Upper
93	100		
95	0.0	52.3	121.9#
174	0.0	50.5	117.7#

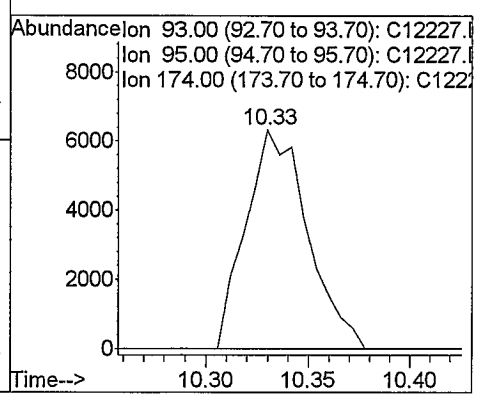

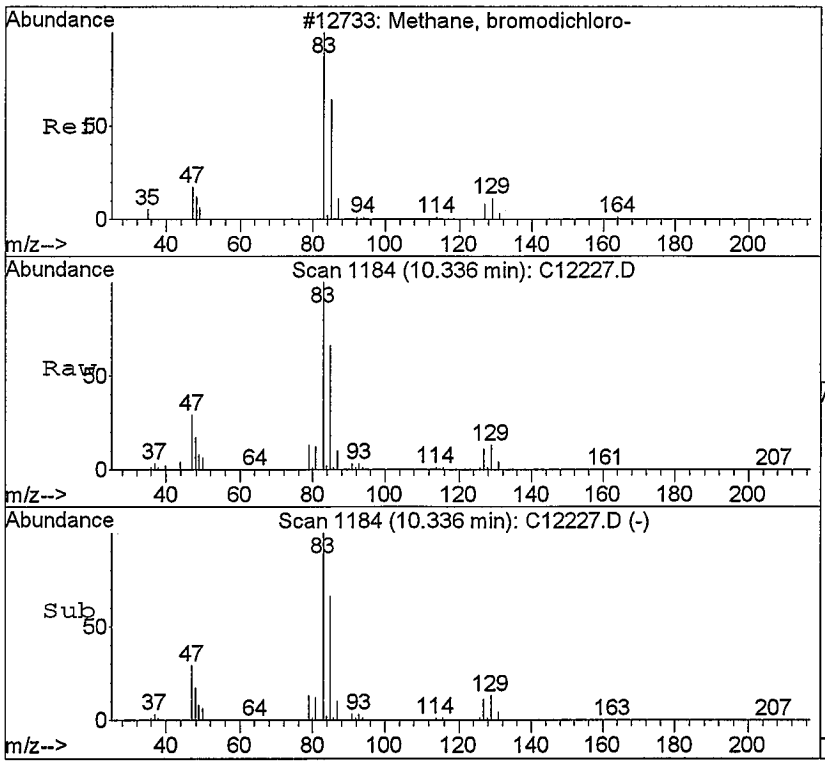

#48
Bromodichloromethane
Concen: 13.60 ppb
RT: 10.34 min Scan# 1184
Delta R.T. 0.00 min
Lab File: C12227.D
Acq: 11 Sep 2008 15:05

Tgt Ion: 83 Resp: 393321

Ion	Ratio	Lower	Upper
83	100		
85	66.2	32.9	76.7
129	12.9	6.2	14.4

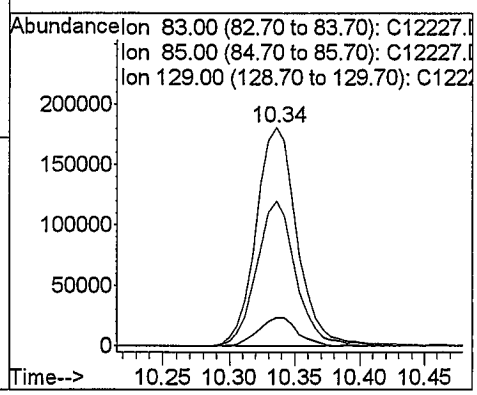

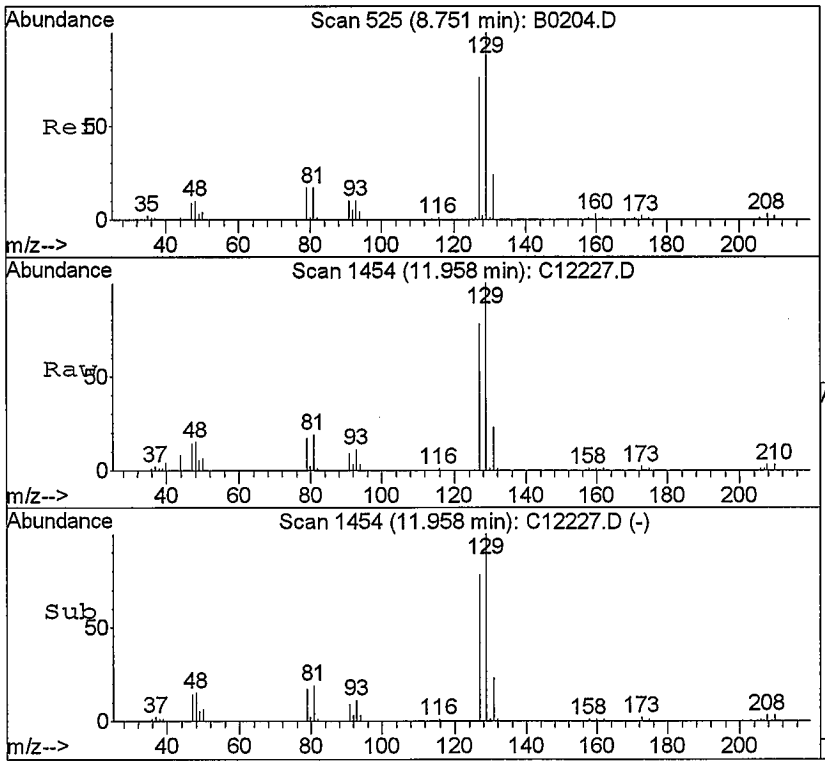

#61
Dibromochloromethane
Concen: 6.57 ppb
RT: 11.96 min Scan# 1454
Delta R.T. 0.00 min
Lab File: C12227.D
Acq: 11 Sep 2008 15:05

Tgt Ion:129 Resp: 135683

Ion	Ratio	Lower	Upper
129	100		
127	78.3	47.2	110.2

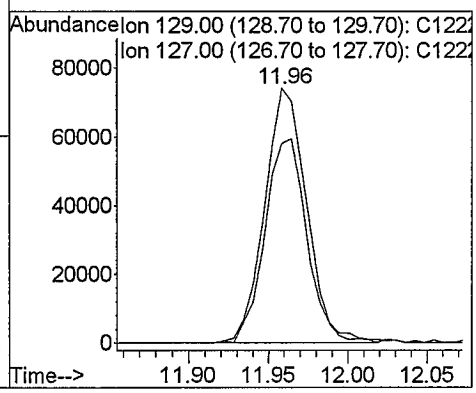

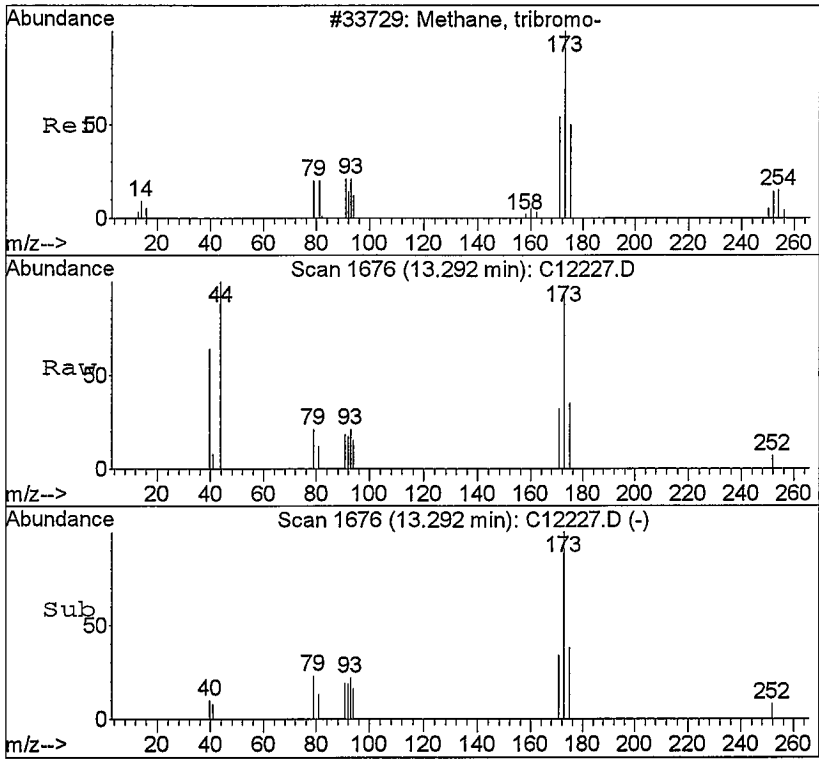

#70
Bromoform
Concen: 0.91 ppb
RT: 13.29 min Scan# 1676
Delta R.T. 0.01 min
Lab File: C12227.D
Acq: 11 Sep 2008 15:05

Tgt Ion:173 Resp: 9335

Ion	Ratio	Lower	Upper
173	100		
171	34.0	30.7	71.5
175	37.7	26.7	62.3
252	7.9	3.6	8.4

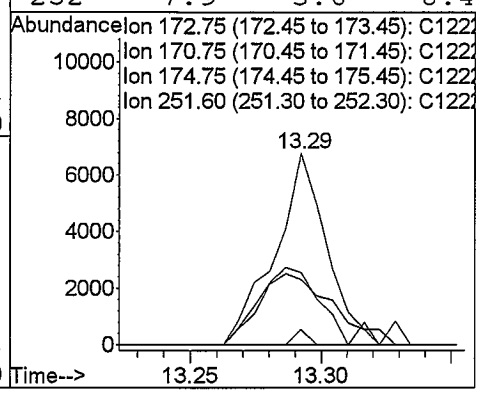

Quantitation Report (Not Reviewed)

Data File : C:\HPCHEM\1\DATA\091108\C12228.D Vial: 16
Acq On : 11 Sep 2008 15:28 Operator: twk-sop525r12:
Sample : 0809076-5 Inst : CSS Instr
Misc : 10mL water Multiplr: 1.00
MS Integration Params: ettics.p
Quant Time: Sep 11 15:47 2008 Quant Results File: 082208W.RES

Quant Method : C:\HPCHEM\1\METHODS\082208W.M (RTE Integrator)
Title : GC/MS Volatiles (S.O.P. 525)
Last Update : Thu Sep 11 11:07:04 2008
Response via : Initial Calibration
DataAcq Meth : 082208W

Internal Standards	R.T.	QIon	Response	Conc Units	Dev(Min)
1) Fluorobenzene	9.36	96	1668846	25.00 ppb	0.00
52) Chlorobenzene-d5	12.50	82	682024	25.00 ppb	0.00
72) 1,4-Dichlorobenzene-d4	14.51	152	533446	25.00 ppb	0.00
System Monitoring Compounds					
34) Dibromofluoromethane	8.55	113	657193	25.41 ppb	0.00
Spiked Amount 25.000	Range 80 - 124		Recovery = 101.64%		
38) 1,2-dichloroethane-d4	9.02	65	427970	26.25 ppb	0.00
Spiked Amount 25.000	Range 62 - 139		Recovery = 105.00%		
53) Toluene-d8	11.06	98	1870774	25.58 ppb	0.00
Spiked Amount 25.000	Range 81 - 119		Recovery = 102.32%		
73) 4-Bromofluorobenzene	13.54	95	613907	26.42 ppb	0.00
Spiked Amount 25.000	Range 78 - 129		Recovery = 105.68%		

Target Compounds						Qvalue
9) Acrolein	5.63	56	11534	16.68 ppb	# NO	49
16) Acetonitrile	6.22	41	46356	29.54 ppb	#	46
23) Vinyl Acetate	7.12	43	2695	Below Cal	#	87
41) Benzene	9.04	78	6023891	61.87 ppb	E	98
42) 1,2-Dichloroethane	9.04	62	45888	2.08 ppb	# NO	64
65) Ethylbenzene	12.56	91	385213	3.55 ppb		98
67) m,p-Xylene	12.67	106	1719429	43.68 ppb		98
71) Isopropylbenzene	13.34	105	70243	0.73 ppb		98
76) n-Propylbenzene	13.69	91	52720	0.42 ppb		98
79) 1,3,5-Trimethylbenzene	13.82	105	701509	8.63 ppb		97
83) 1,2,4-Trimethylbenzene	14.14	105	593450	7.72 ppb		100
85) p-Isopropyltoluene	14.37	119	18480	0.22 ppb	#	82
94) Naphthalene	16.61	128	8436	0.33 ppb		100

mu 9/11/08

(#) = qualifier out of range (m) = manual integration
C12228.D 082208W.M Thu Sep 11 15:47:22 2008 Page 1

Quantitation Report

Data File : C:\HPCHEM\1\DATA\091108\C12228.D
Acq On : 11 Sep 2008 15:28
Sample : 0809076-5
Misc : 10mL water
MS Integration Params: ettics.p
Quant Time: Sep 11 15:47 2008

Vial: 16
Operator: twk-sop525r12:
Inst : CSS Instr
Multiplr: 1.00
Quant Results File: 082208W.RES

Method : C:\HPCHEM\1\METHODS\082208W.M (RTE Integrator)
Title : GC/MS Volatiles (S.O.P. 525)
Last Update : Thu Sep 11 11:07:04 2008
Response via : Initial Calibration



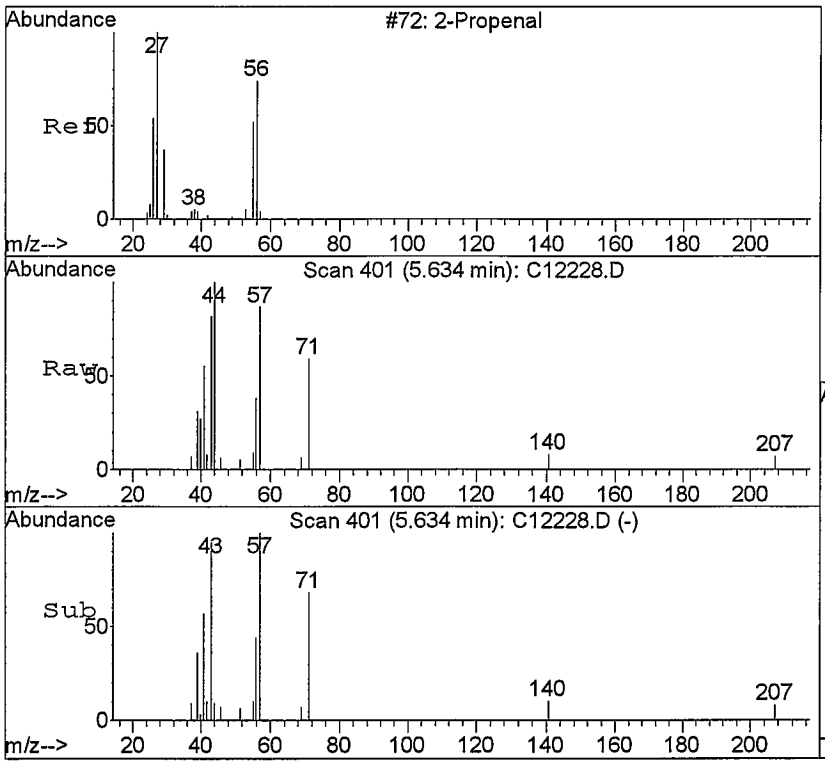

#9
Acrolein
Concen: 16.68 ppb
RT: 5.63 min Scan# 401
Delta R.T. 0.04 min
Lab File: C12228.D
Acq: 11 Sep 2008 15:28

NO

Tgt Ion: 56 Resp: 11534

Ion	Ratio	Lower	Upper
56	100		
55	22.8	37.2	86.8#

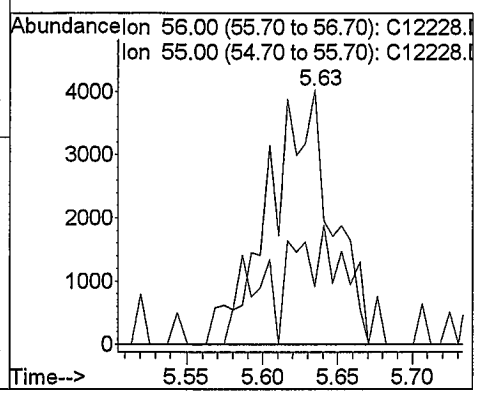

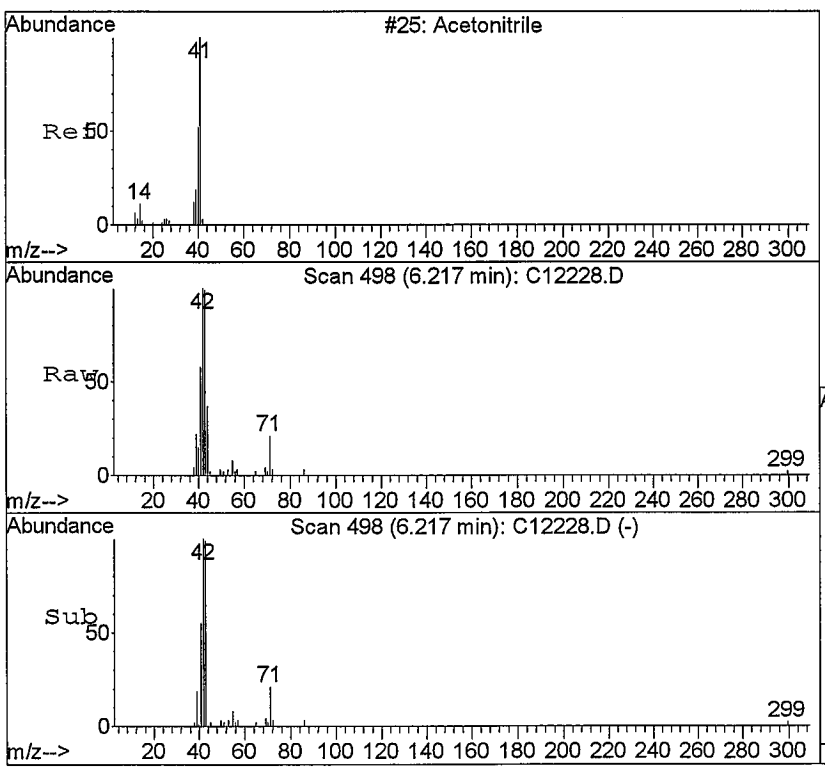

#16
Acetonitrile
Concen: 29.54 ppb
RT: 6.22 min Scan# 498
Delta R.T. 0.01 min
Lab File: C12228.D
Acq: 11 Sep 2008 15:28

NO

Tgt Ion: 41 Resp: 46356

Ion	Ratio	Lower	Upper
41	100		
40	2.2	40.7	61.1#
39	31.6	18.6	27.8#

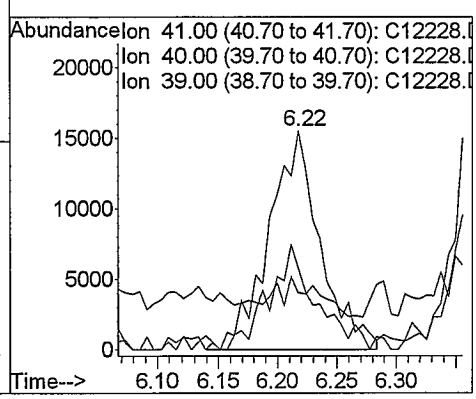

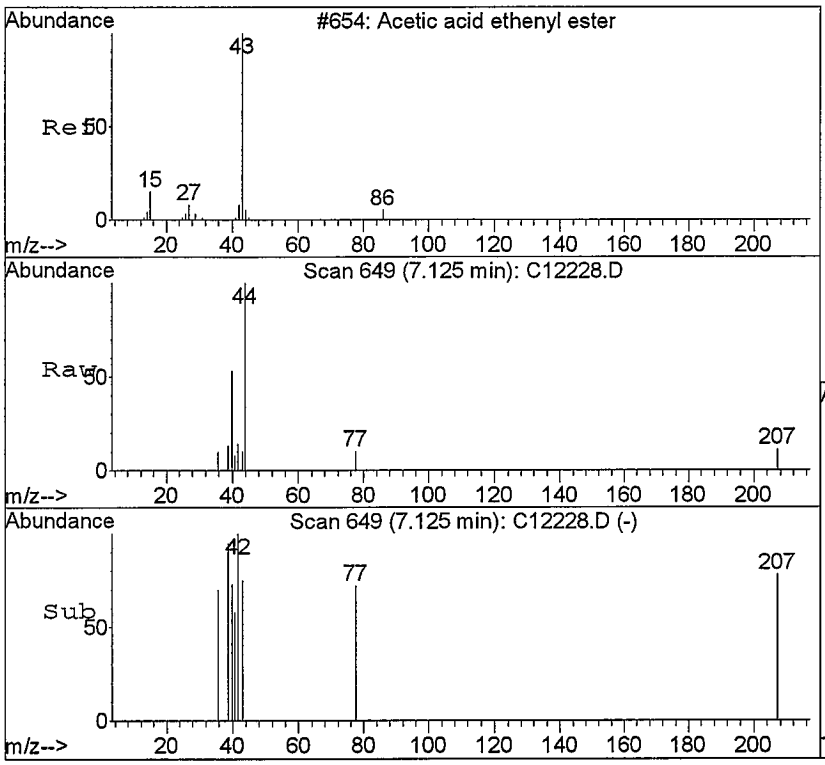

#23
Vinyl Acetate
Concen: Below Cal
RT: 7.12 min Scan# 649
Delta R.T. -0.08 min
Lab File: C12228.D
Acq: 11 Sep 2008 15:28

Tgt Ion: 43 Resp: 2695

Ion	Ratio	Lower	Upper
43	100		
86	0.0	2.6	6.0#

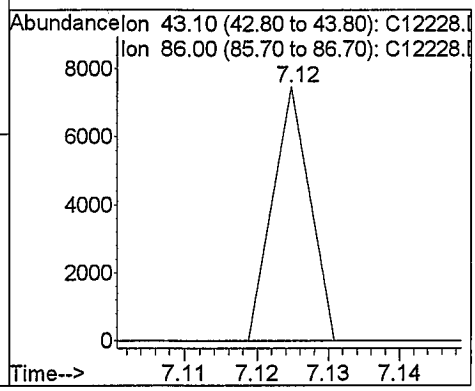

NO

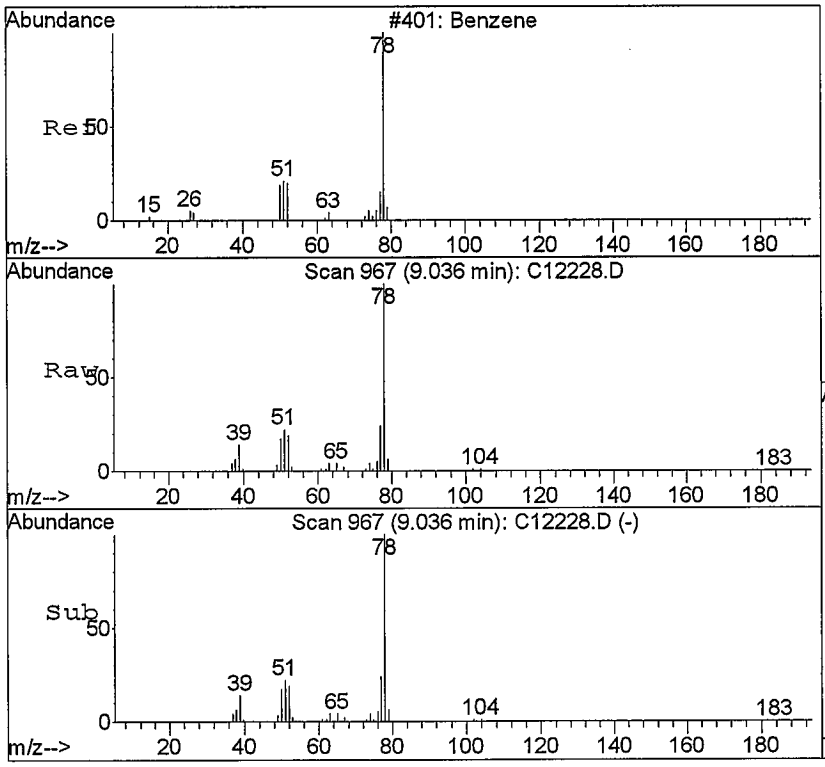

#41
Benzene
Concen: 61.87 ppb
RT: 9.04 min Scan# 967
Delta R.T. 0.00 min
Lab File: C12228.D
Acq: 11 Sep 2008 15:28

Tgt Ion: 78 Resp: 6023891

Ion	Ratio	Lower	Upper
78	100		
52	19.3	11.4	26.6
77	24.2	15.5	36.3

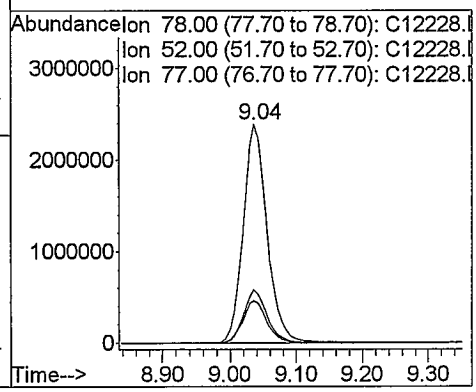

/E

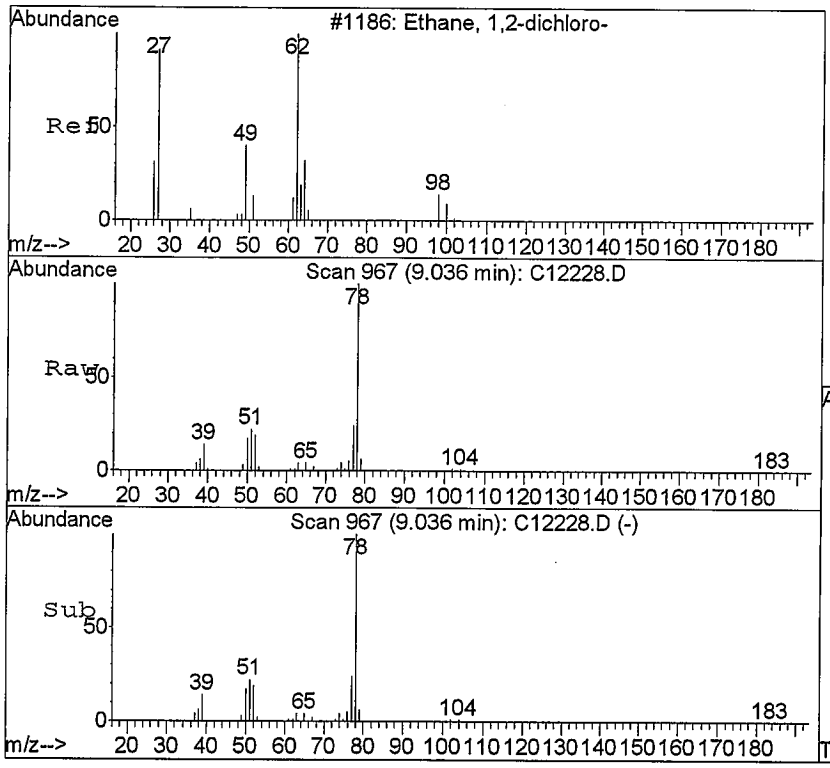

#42
1,2-Dichloroethane
Concen: 2.08 ppb
RT: 9.04 min ~~Scan# 967~~
Delta R.T. -0.08 min
Lab File: C12228.D
Acq: 11 Sep 2008 15:28

Tgt Ion: 62 Resp: 45888

Ion	Ratio	Lower	Upper
62	100		
64	47.9	16.4	38.2#
98	0.0	4.9	11.5#

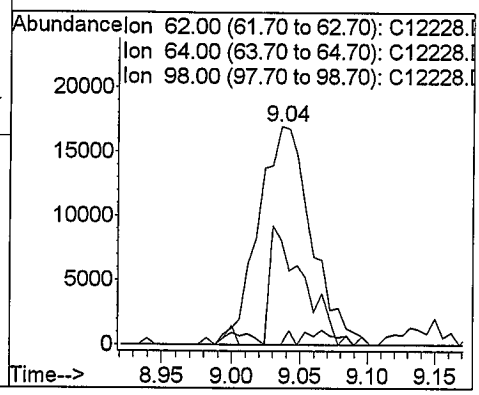

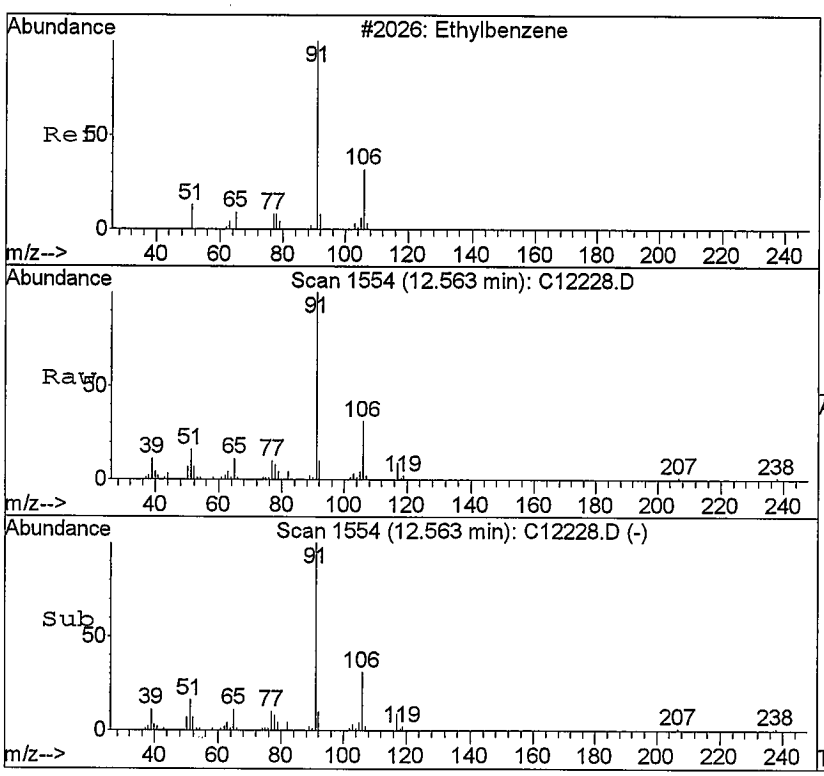

#65
Ethylbenzene
Concen: 3.55 ppb
RT: 12.56 min Scan# 1554
Delta R.T. -0.01 min
Lab File: C12228.D
Acq: 11 Sep 2008 15:28

Tgt Ion: 91 Resp: 385213

Ion	Ratio	Lower	Upper
91	100		
106	31.5	18.2	42.6

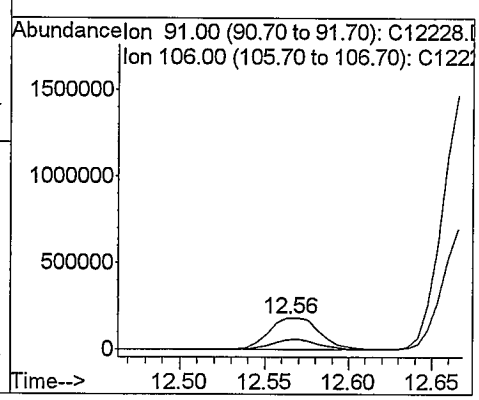

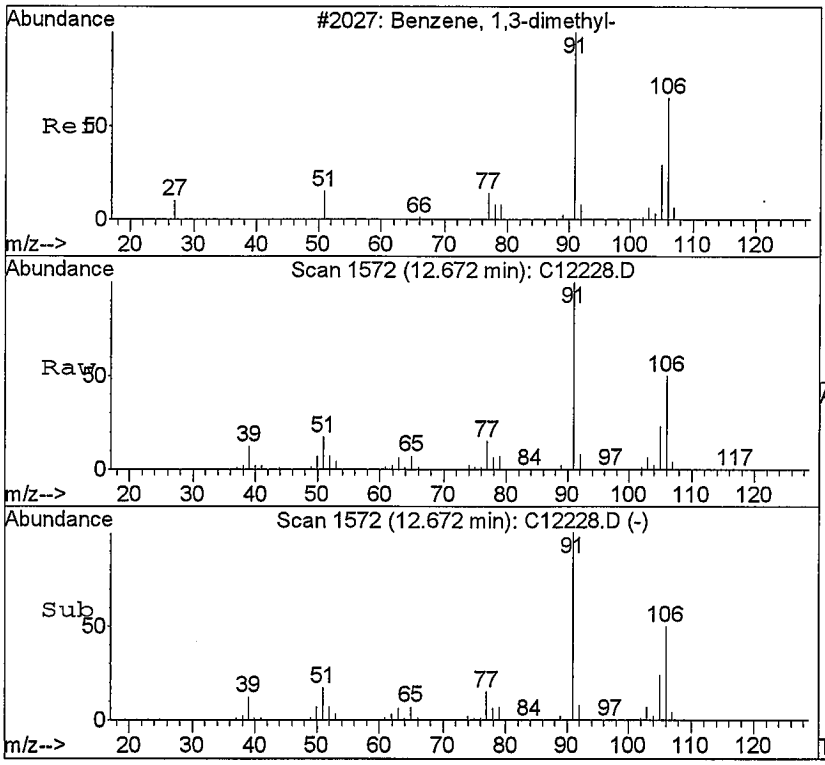

#67
m,p-Xylene
Concen: 43.68 ppb
RT: 12.67 min Scan# 1572
Delta R.T. 0.01 min
Lab File: C12228.D
Acq: 11 Sep 2008 15:28

Tgt Ion:106 Resp: 1719429

Ion	Ratio	Lower	Upper
106	100		
91	200.2	121.9	284.3

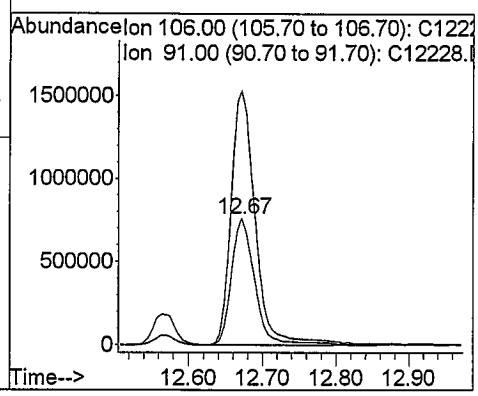

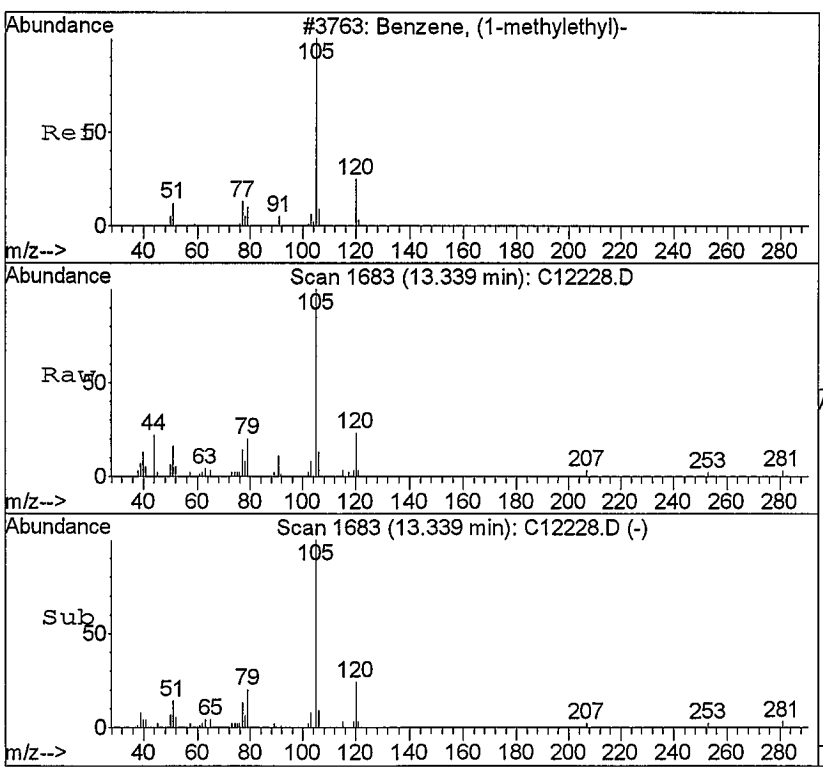

#71
Isopropylbenzene
Concen: 0.73 ppb
RT: 13.34 min Scan# 1683
Delta R.T. 0.01 min
Lab File: C12228.D
Acq: 11 Sep 2008 15:28

Tgt Ion:105 Resp: 70243

Ion	Ratio	Lower	Upper
105	100		
120	23.4	14.8	34.4

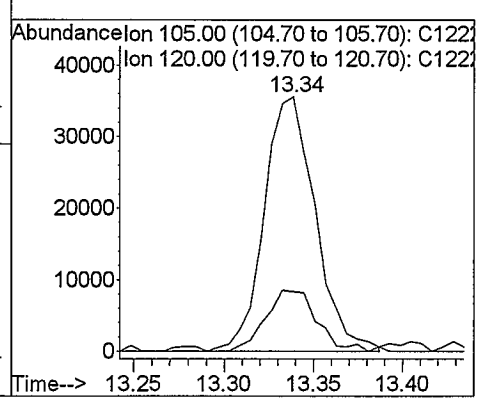

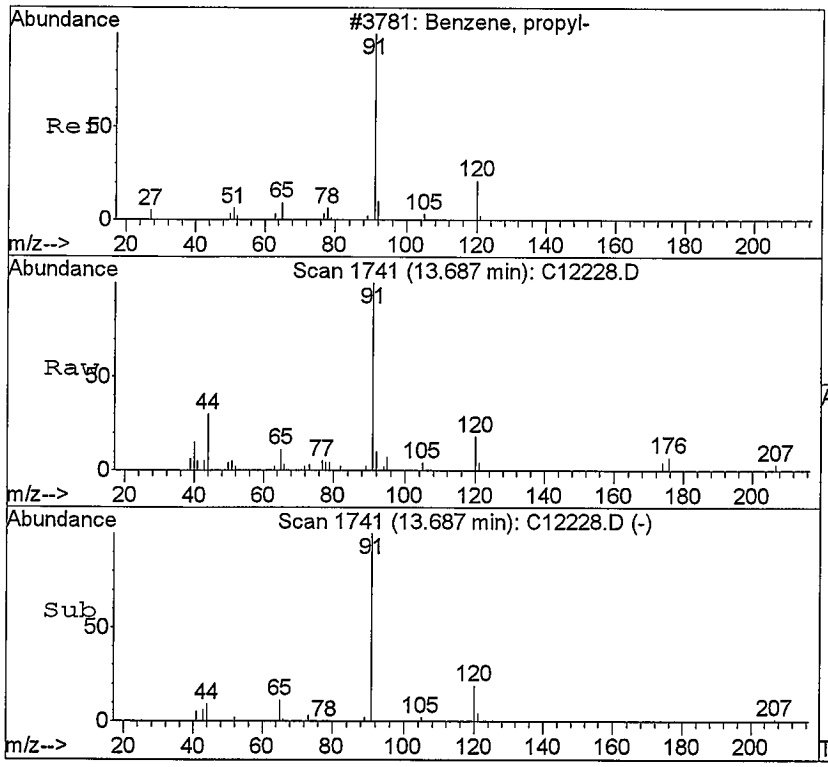

#76
n-Propylbenzene
Concen: 0.42 ppb
RT: 13.69 min Scan# 1741
Delta R.T. 0.00 min
Lab File: C12228.D
Acq: 11 Sep 2008 15:28

Tgt Ion: 91 Resp: 52720

Ion	Ratio	Lower	Upper
91	100		
120	18.5	11.8	27.4

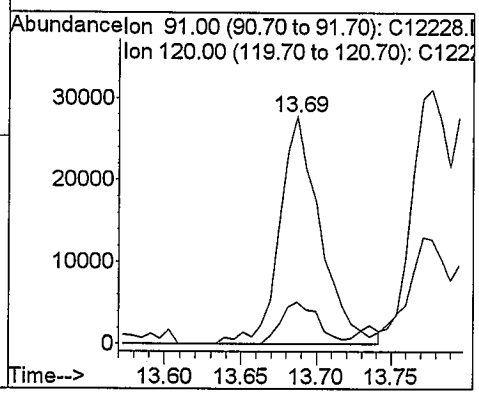

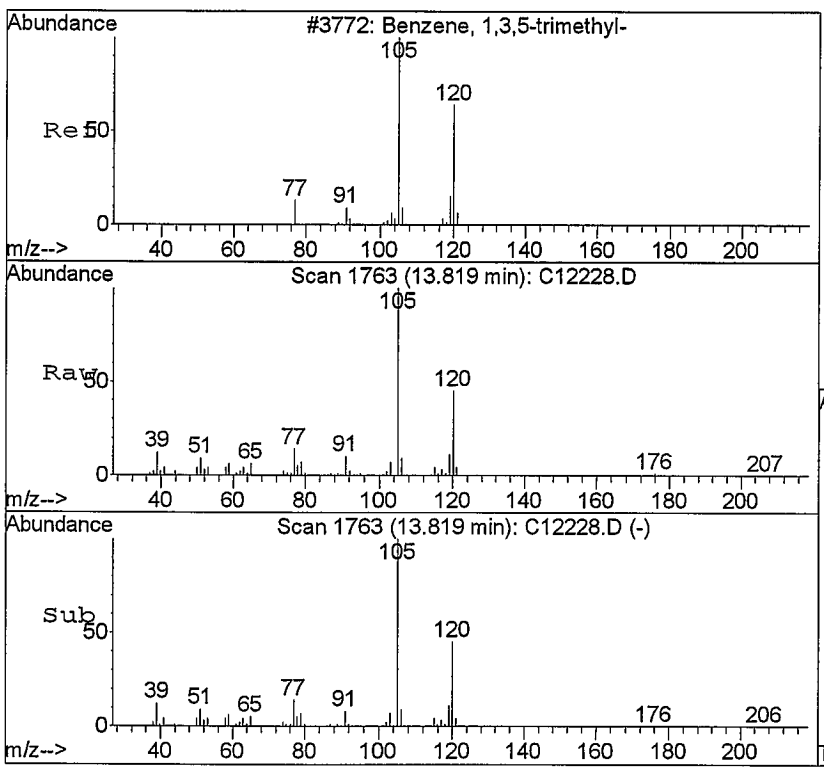

#79
1,3,5-Trimethylbenzene
Concen: 8.63 ppb
RT: 13.82 min Scan# 1763
Delta R.T. 0.00 min
Lab File: C12228.D
Acq: 11 Sep 2008 15:28

Tgt Ion:105 Resp: 701509

Ion	Ratio	Lower	Upper
105	100		
120	45.1	28.1	65.7

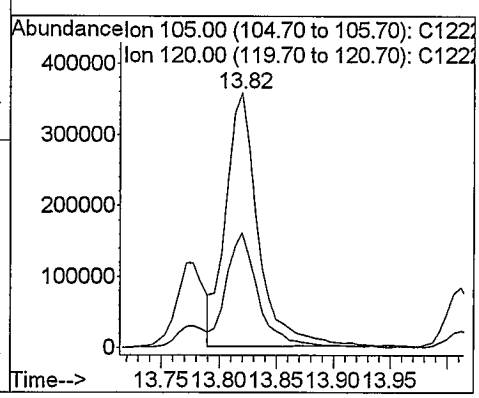

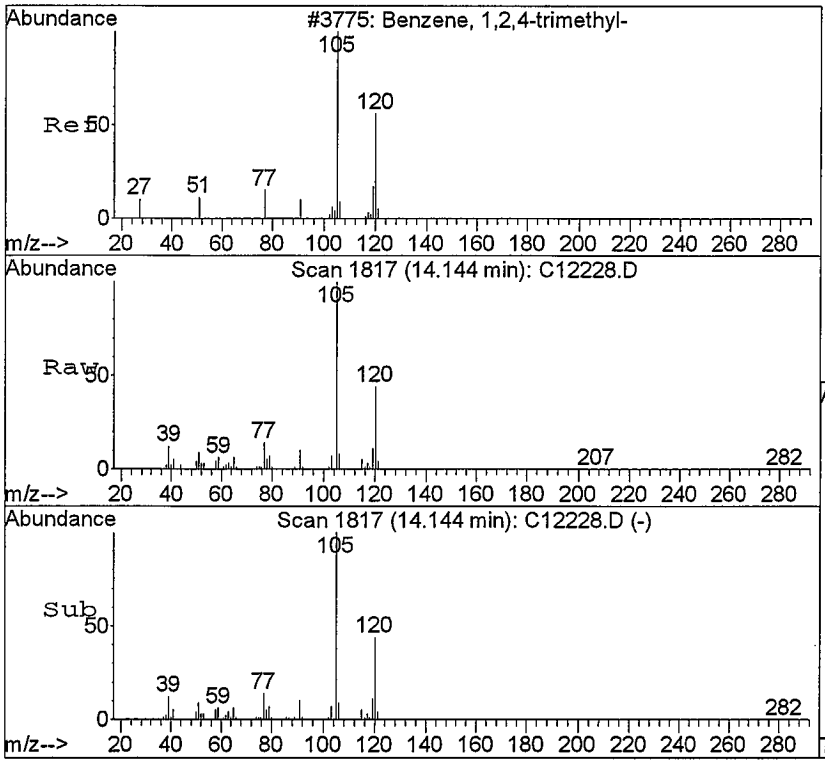

#83
1,2,4-Trimethylbenzene
Concen: 7.72 ppb
RT: 14.14 min Scan# 1817
Delta R.T. 0.00 min
Lab File: C12228.D
Acq: 11 Sep 2008 15:28

Tgt Ion:105 Resp: 593450

Ion	Ratio	Lower	Upper
105	100		
120	43.9	26.5	61.9

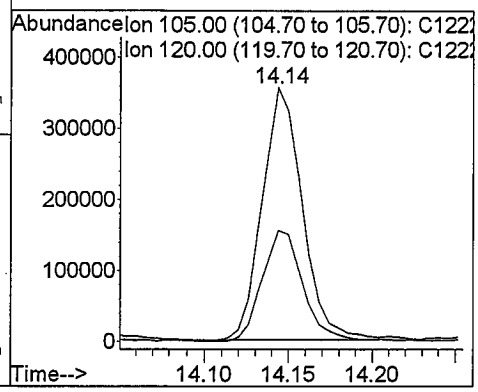

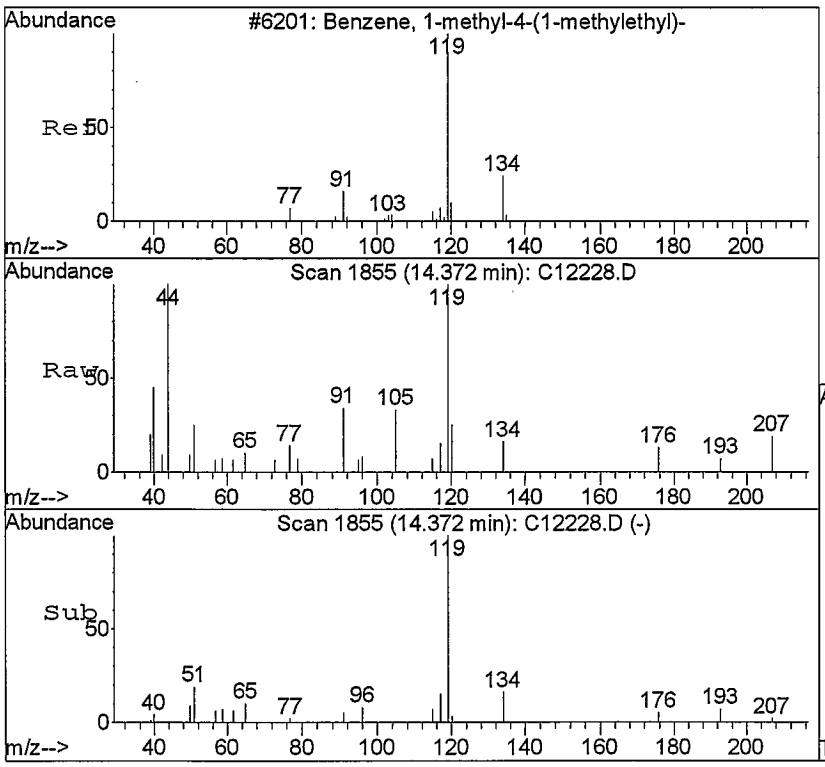

#85
p-Isopropyltoluene
Concen: 0.22 ppb
RT: 14.37 min Scan# 1855
Delta R.T. 0.00 min
Lab File: C12228.D
Acq: 11 Sep 2008 15:28

Tgt Ion:119 Resp: 18480

Ion	Ratio	Lower	Upper
119	100		
134	15.8	13.9	32.3
91	33.9	14.4	33.6#

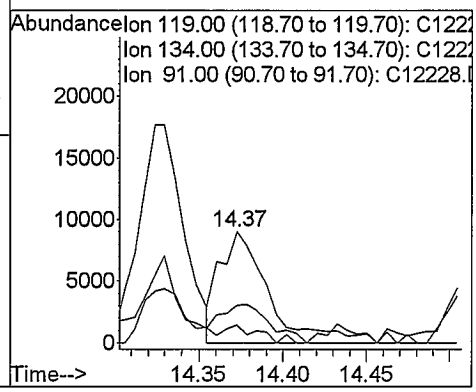

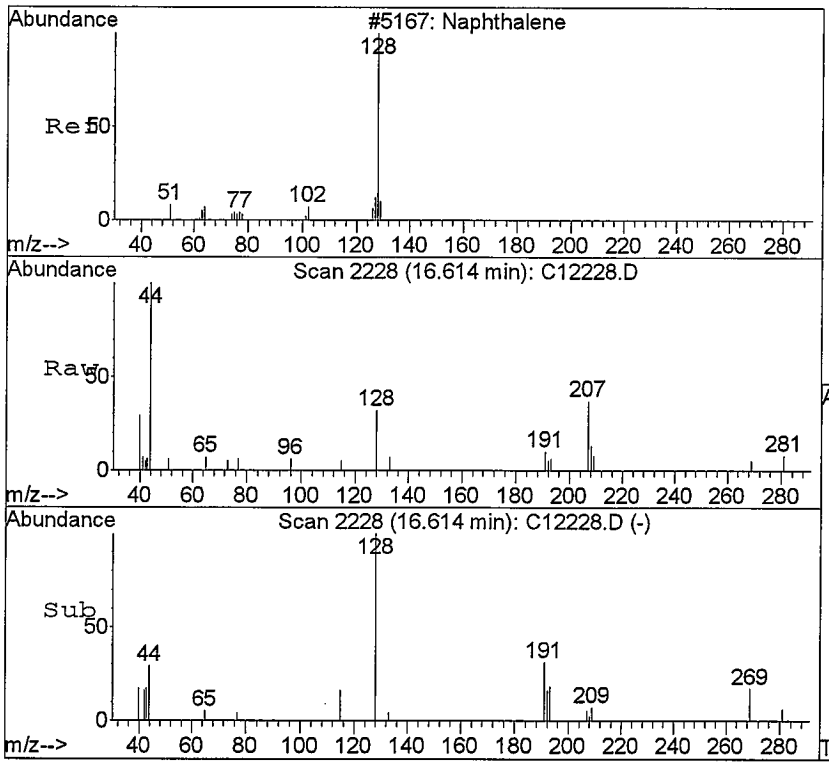

#94
Naphthalene
Concen: 0.33 ppb
RT: 16.61 min Scan# 2228
Delta R.T. 0.01 min
Lab File: C12228.D
Acq: 11 Sep 2008 15:28

Tgt Ion:128 Resp: 8436

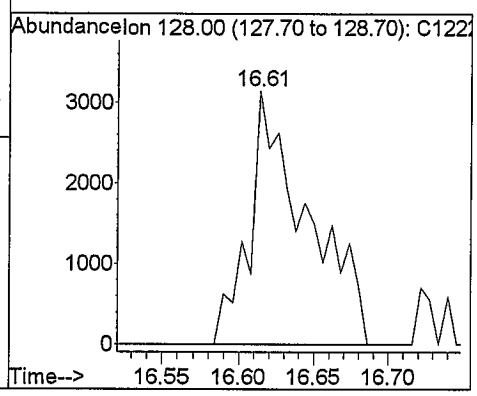

Quantitation Report (Not Reviewed)

Data File : C:\HPCHEM\1\DATA\091108\C12229.D Vial: 17
Acq On : 11 Sep 2008 15:52 Operator: twk-sop525r12:
Sample : 0809076-6 Inst : CSS Instr
Misc : 10mL water Multiplr: 1.00
MS Integration Params: ettics.p
Quant Time: Sep 11 16:12 2008 Quant Results File: 082208W.RES

Quant Method : C:\HPCHEM\1\METHODS\082208W.M (RTE Integrator)
Title : GC/MS Volatiles (S.O.P. 525)
Last Update : Thu Sep 11 11:07:04 2008
Response via : Initial Calibration
DataAcq Meth : 082208W

Internal Standards	R.T.	QIon	Response	Conc	Units	Dev(Min)
1) Fluorobenzene	9.35	96	1701301	25.00	ppb	0.00
52) Chlorobenzene-d5	12.50	82	663767	25.00	ppb	0.00
72) 1,4-Dichlorobenzene-d4	14.51	152	534963	25.00	ppb	0.00
System Monitoring Compounds						
34) Dibromofluoromethane	8.55	113	729072	27.65	ppb	0.00
Spiked Amount 25.000	Range 80 - 124		Recovery = 110.60%			
38) 1,2-dichloroethane-d4	9.02	65	401724	24.17	ppb	0.01
Spiked Amount 25.000	Range 62 - 139		Recovery = 96.68%			
53) Toluene-d8	11.05	98	1631724	22.93	ppb	0.00
Spiked Amount 25.000	Range 81 - 119		Recovery = 91.72%			
73) 4-Bromofluorobenzene	13.54	95	631572	27.11	ppb	0.00
Spiked Amount 25.000	Range 78 - 129		Recovery = 108.44%			
Target Compounds						Qvalue
17) Methylene chloride	6.35	84	5536	0.22	ppb	B 69

mr 9/11/08

(#) = qualifier out of range (m) = manual integration
C12229.D 082208W.M Thu Sep 11 16:13:00 2008 Page 1

Quantitation Report

Data File : C:\HPCHEM\1\DATA\091108\C12229.D
Acq On : 11 Sep 2008 15:52
Sample : 0809076-6
Misc : 10mL water
MS Integration Params: ettics.p
Quant Time: Sep 11 16:12 2008

Vial: 17
Operator: twk-sop525r12:
Inst : CSS Instr
Multiplr: 1.00
Quant Results File: 082208W.RES

Method : C:\HPCHEM\1\METHODS\082208W.M (RTE Integrator)
Title : GC/MS Volatiles (S.O.P. 525)
Last Update : Thu Sep 11 11:07:04 2008
Response via : Initial Calibration



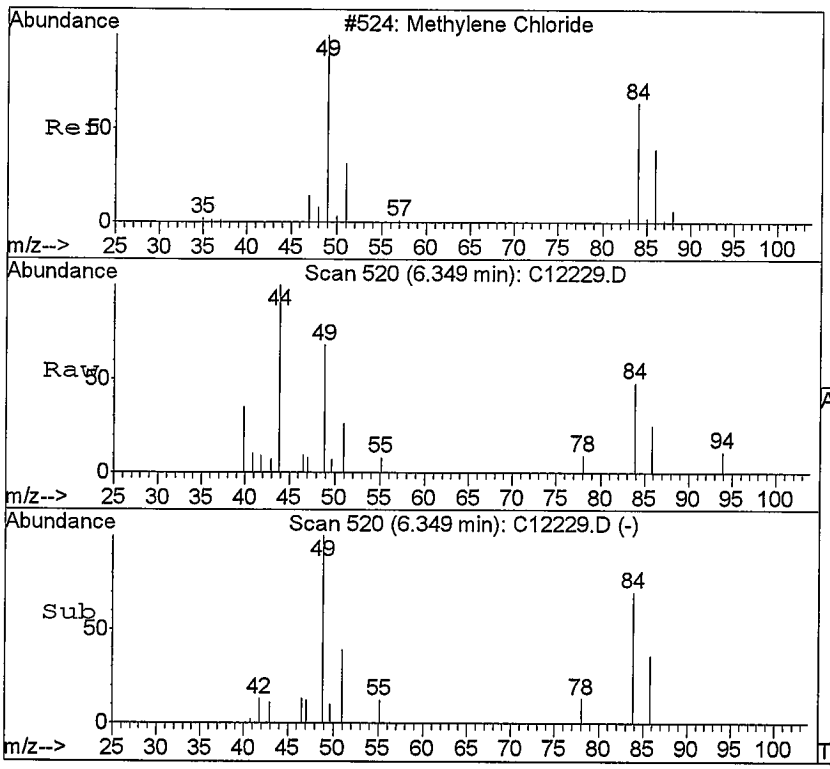

#17
Methylene chloride
Concen: 0.22 ppb
RT: 6.35 min Scan# 520
Delta R.T. 0.00 min
Lab File: C12229.D
Acq: 11 Sep 2008 15:52

Tgt Ion: 84 Resp: 5536

Ion	Ratio	Lower	Upper
84	100		
49	114.3	106.8	249.2
86	51.7	40.0	93.2
51	55.6	35.2	82.0

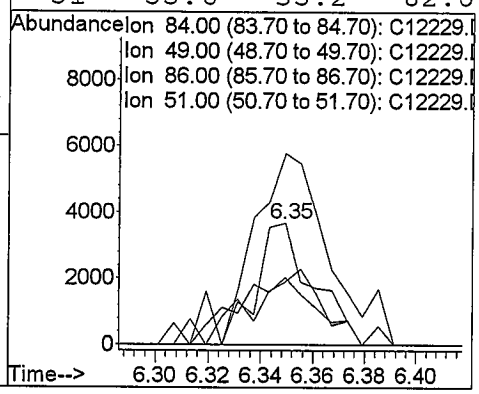

Quantitation Report (Not Reviewed)

Data File : C:\HPCHEM\1\DATA\091108\C12230.D Vial: 18
Acq On : 11 Sep 2008 16:15 Operator: twk-sop525r12:
Sample : 0809076-7 Inst : CSS Instr
Misc : 10mL water Multiplr: 1.00
MS Integration Params: ettics.p
Quant Time: Sep 11 16:34 2008 Quant Results File: 082208W.RES

Quant Method : C:\HPCHEM\1\METHODS\082208W.M (RTE Integrator)
Title : GC/MS Volatiles (S.O.P. 525)
Last Update : Thu Sep 11 11:07:04 2008
Response via : Initial Calibration
DataAcq Meth : 082208W

Internal Standards	R.T.	QIon	Response	Conc Units	Dev(Min)
1) Fluorobenzene	9.36	96	1771456	25.00 ppb	0.00
52) Chlorobenzene-d5	12.50	82	643564	25.00 ppb	0.00
72) 1,4-Dichlorobenzene-d4	14.51	152	546468	25.00 ppb	0.00
System Monitoring Compounds					
34) Dibromofluoromethane	8.55	113	674841	24.58 ppb	0.00
Spiked Amount 25.000	Range 80 - 124		Recovery = 98.32%		
38) 1,2-dichloroethane-d4	9.02	65	389708	22.52 ppb	0.01
Spiked Amount 25.000	Range 62 - 139		Recovery = 90.08%		
53) Toluene-d8	11.05	98	1788645	25.92 ppb	0.00
Spiked Amount 25.000	Range 81 - 119		Recovery = 103.68%		
73) 4-Bromofluorobenzene	13.54	95	597046	25.09 ppb	0.00
Spiked Amount 25.000	Range 78 - 129		Recovery = 100.36%		
Target Compounds					Qvalue
23) Vinyl Acetate	7.19	43	2977	Below Cal	# No 87

m 9/11/08

(#) = qualifier out of range (m) = manual integration
C12230.D 082208W.M Thu Sep 11 16:34:44 2008 Page 1

Quantitation Report

Data File : C:\HPCHEM\1\DATA\091108\C12230.D
Acq On : 11 Sep 2008 16:15
Sample : 0809076-7
Misc : 10mL water
MS Integration Params: ettics.p
Quant Time: Sep 11 16:34 2008

Vial: 18
Operator: twk-sop525r12:
Inst : CSS Instr
Multiplr: 1.00
Quant Results File: 082208W.RES

Method : C:\HPCHEM\1\METHODS\082208W.M (RTE Integrator)
Title : GC/MS Volatiles (S.O.P. 525)
Last Update : Thu Sep 11 11:07:04 2008
Response via : Initial Calibration



Quantitation Report (Not Reviewed)

Data File : C:\HPCHEM\1\DATA\091108\C12231.D Vial: 19
Acq On : 11 Sep 2008 16:38 Operator: twk-sop525r12:
Sample : 0809076-8 Inst : CSS Instr
Misc : 10mL water Multiplr: 1.00
MS Integration Params: ettics.p
Quant Time: Sep 11 17:07 2008 Quant Results File: 082208W.RES

Quant Method : C:\HPCHEM\1\METHODS\082208W.M (RTE Integrator)
Title : GC/MS Volatiles (S.O.P. 525)
Last Update : Thu Sep 11 11:07:04 2008
Response via : Initial Calibration
DataAcq Meth : 082208W

Internal Standards	R.T.	QIon	Response	Conc Units	Dev(Min)
1) Fluorobenzene	9.36	96	1847529	25.00 ppb	0.00
52) Chlorobenzene-d5	12.50	82	661753	25.00 ppb	0.00
72) 1,4-Dichlorobenzene-d4	14.51	152	536980	25.00 ppb	0.00
System Monitoring Compounds					
34) Dibromofluoromethane	8.56	113	695694	24.30 ppb	0.00
Spiked Amount 25.000	Range 80 - 124		Recovery = 97.20%		
38) 1,2-dichloroethane-d4	9.02	65	405937	22.49 ppb	0.01
Spiked Amount 25.000	Range 62 - 139		Recovery = 89.96%		
53) Toluene-d8	11.06	98	1822518	25.69 ppb	0.00
Spiked Amount 25.000	Range 81 - 119		Recovery = 102.76%		
73) 4-Bromofluorobenzene	13.54	95	642920	27.49 ppb	0.00
Spiked Amount 25.000	Range 78 - 129		Recovery = 109.96%		
Target Compounds					Qvalue
17) Methylene chloride	6.36	84	7682	0.28 ppb B	88
23) Vinyl Acetate	7.23	43	2993	Below Cal #	87

am 9/11/08

(#) = qualifier out of range (m) = manual integration
C12231.D 082208W.M Thu Sep 11 17:07:43 2008 Page 1

Quantitation Report

Data File : C:\HPCHEM\1\DATA\091108\C12231.D Vial: 19
Acq On : 11 Sep 2008 16:38 Operator: twk-sop525r12:
Sample : 0809076-8 Inst : CSS Instr
Misc : 10mL water Multiplr: 1.00
MS Integration Params: ettics.p
Quant Time: Sep 11 17:07 2008 Quant Results File: 082208W.RES

Method : C:\HPCHEM\1\METHODS\082208W.M (RTE Integrator)
Title : GC/MS Volatiles (S.O.P. 525)
Last Update : Thu Sep 11 11:07:04 2008
Response via : Initial Calibration



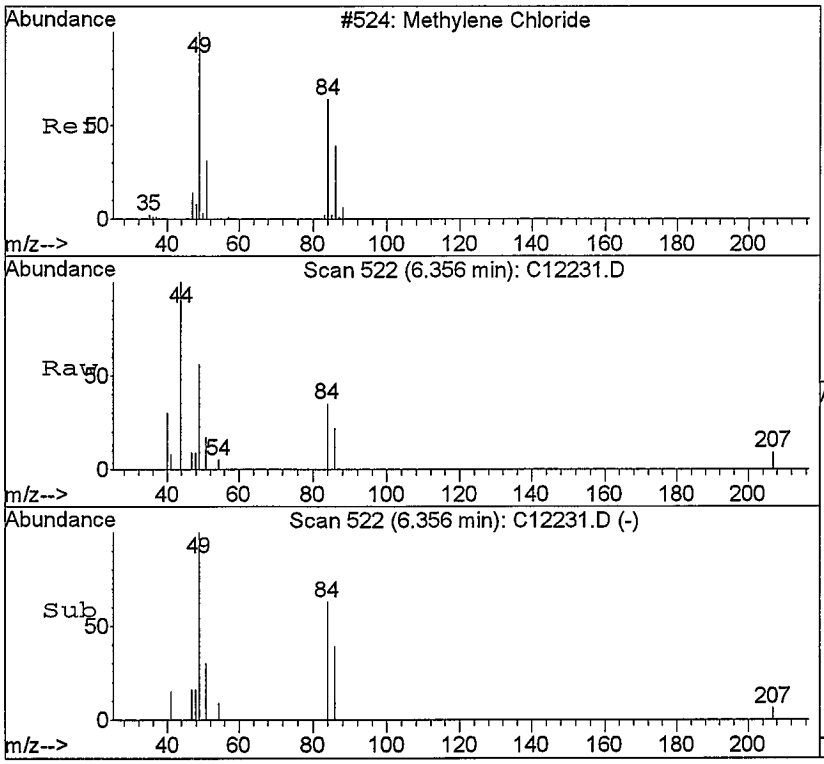

#17
Methylene chloride
Concen: 0.28 ppb
RT: 6.36 min Scan# 522
Delta R.T. 0.01 min
Lab File: C12231.D
Acq: 11 Sep 2008 16:38

/B

Tgt Ion: 84 Resp: 7682

Ion	Ratio	Lower	Upper
84	100		
49	159.7	106.8	249.2
86	62.0	40.0	93.2
51	47.5	35.2	82.0

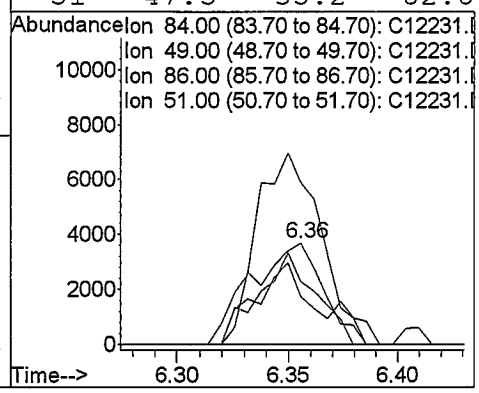

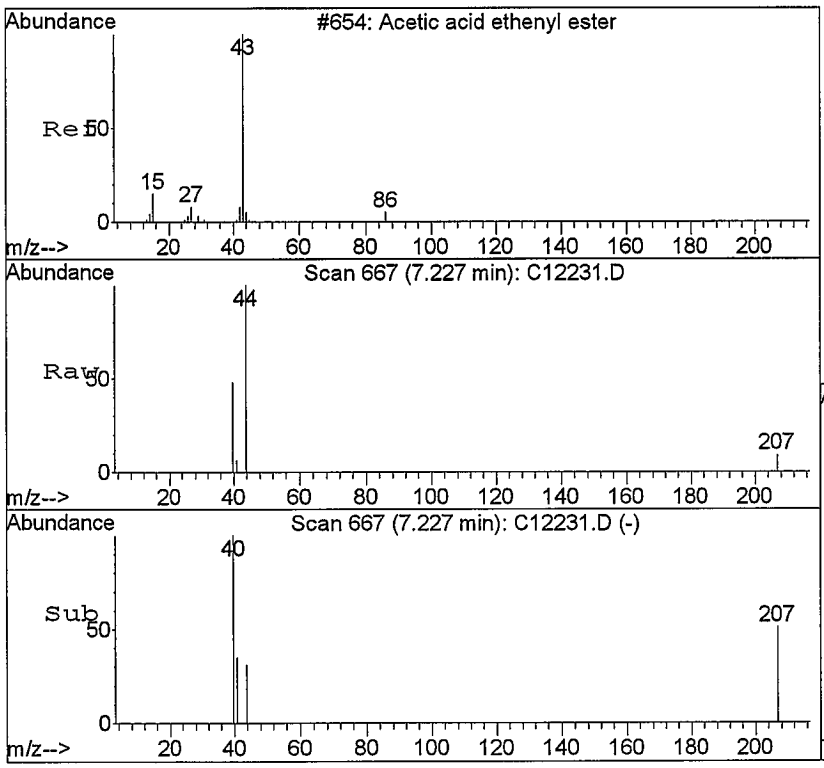

#23
Vinyl Acetate
Concen: Below Cal
RT: 7.23 min Scan# 667
Delta R.T. 0.02 min
Lab File: C12231.D
Acq: 11 Sep 2008 16:38

NO

Tgt Ion: 43 Resp: 2993

Ion	Ratio	Lower	Upper
43	100		
86	0.0	2.6	6.0#

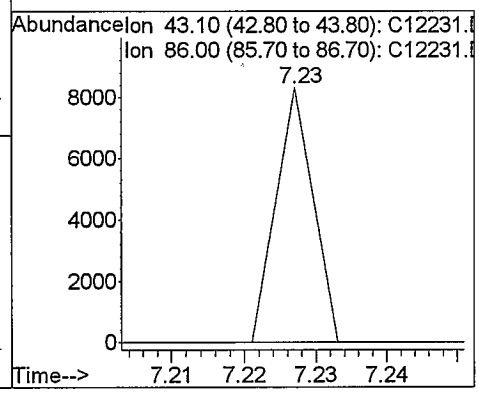

Quantitation Report (Not Reviewed)

Data File : C:\HPCHEM\1\DATA\091108\C12232.D
Acq On : 11 Sep 2008 17:01
Sample : 0809076-9
Misc : 10mL water
MS Integration Params: ettics.p
Quant Time: Sep 11 18:29 2008

Vial: 20
Operator: twk-sop525r12:
Inst : CSS Instr
Multiplr: 1.00

Quant Results File: 082208W.RES

Quant Method : C:\HPCHEM\1\METHODS\082208W.M (RTE Integrator)
Title : GC/MS Volatiles (S.O.P. 525)
Last Update : Thu Sep 11 11:07:04 2008
Response via : Initial Calibration
DataAcq Meth : 082208W

Internal Standards	R.T.	QIon	Response	Conc Units	Dev(Min)
1) Fluorobenzene	9.36	96	1813312	25.00 ppb	0.00
52) Chlorobenzene-d5	12.50	82	682463	25.00 ppb	0.00
72) 1,4-Dichlorobenzene-d4	14.51	152	519365	25.00 ppb	0.00
System Monitoring Compounds					
34) Dibromofluoromethane	8.55	113	721992	25.69 ppb	0.00
Spiked Amount 25.000	Range 80 - 124		Recovery = 102.76%		
38) 1,2-dichloroethane-d4	9.02	65	406892	22.97 ppb	0.00
Spiked Amount 25.000	Range 62 - 139		Recovery = 91.88%		
53) Toluene-d8	11.06	98	1838580	25.13 ppb	0.00
Spiked Amount 25.000	Range 81 - 119		Recovery = 100.52%		
73) 4-Bromofluorobenzene	13.54	95	625302	27.64 ppb	0.00
Spiked Amount 25.000	Range 78 - 129		Recovery = 110.56%		
Target Compounds					Qvalue
17) Methylene chloride	6.36	84	5015	0.19 ppb	# / (B) 75
23) Vinyl Acetate	7.25	43	3804	Below Cal	# no 87

am 9/11/08

(#) = qualifier out of range (m) = manual integration
C12232.D 082208W.M Thu Sep 11 18:29:15 2008

Quantitation Report

Data File : C:\HPCHEM\1\DATA\091108\C12232.D
Acq On : 11 Sep 2008 17:01
Sample : 0809076-9
Misc : 10mL water
MS Integration Params: ettics.p
Quant Time: Sep 11 18:29 2008

Vial: 20
Operator: twk-sop525r12:
Inst : CSS Instr
Multiplr: 1.00
Quant Results File: 082208W.RES

Method : C:\HPCHEM\1\METHODS\082208W.M (RTE Integrator)
Title : GC/MS Volatiles (S.O.P. 525)
Last Update : Thu Sep 11 11:07:04 2008
Response via : Initial Calibration



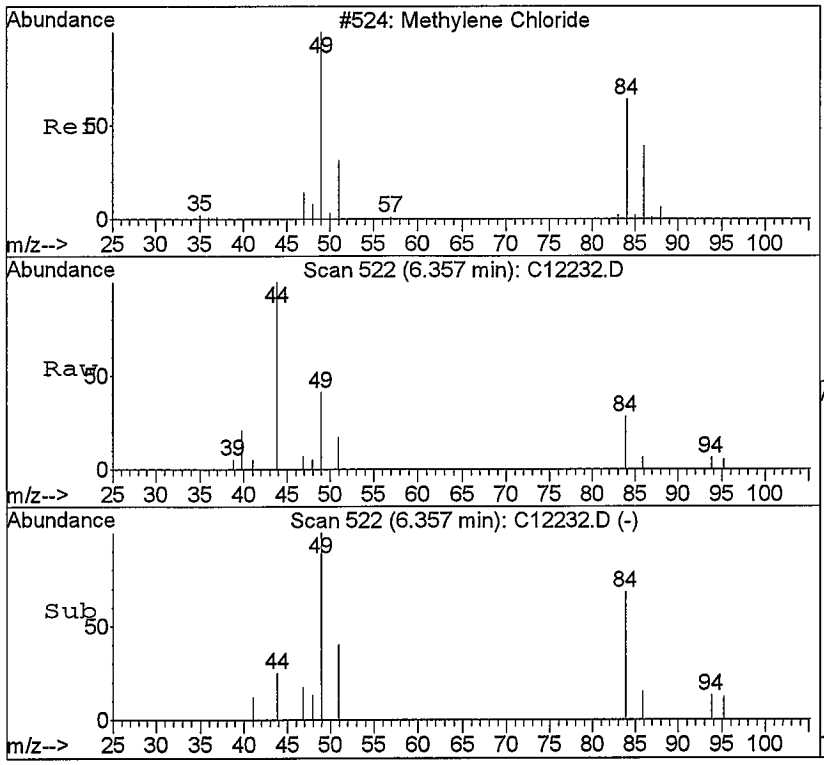

#17
Methylene chloride
Concen: 0.19 ppb
RT: 6.36 min Scan# 522
Delta R.T. 0.01 min
Lab File: C12232.D
Acq: 11 Sep 2008 17:01

B

Tgt Ion: 84 Resp: 5015

Ion	Ratio	Lower	Upper
84	100		
49	147.2	106.8	249.2
86	22.5	40.0	93.2#
51	59.3	35.2	82.0

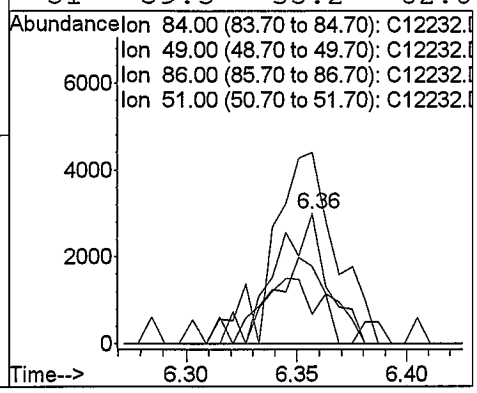

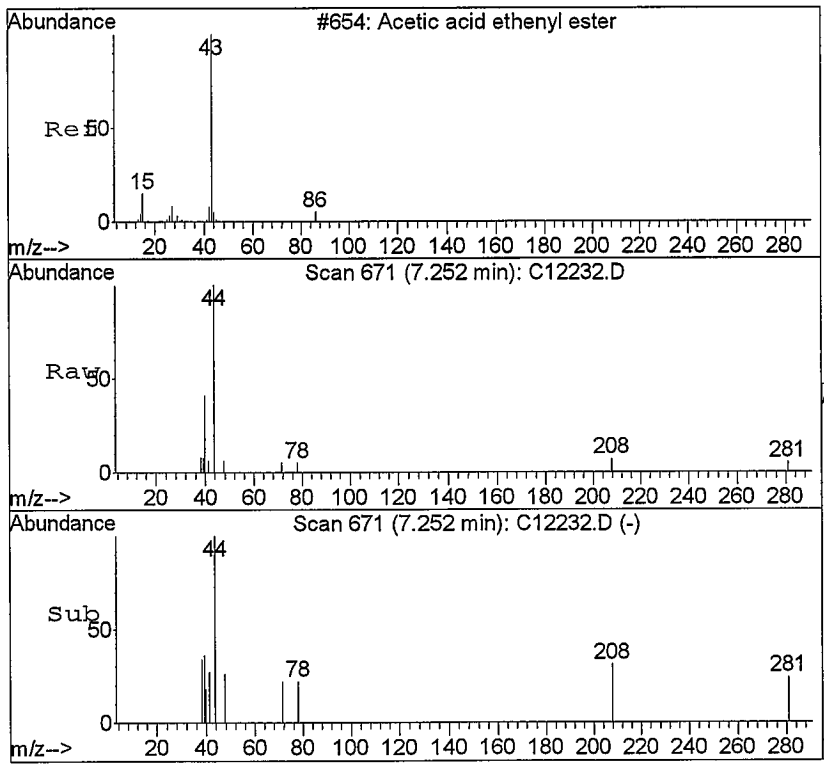

#23
Vinyl Acetate
Concen: Below Cal
RT: 7.25 min Scan# 671
Delta R.T. 0.05 min
Lab File: C12232.D
Acq: 11 Sep 2008 17:01

No

Tgt Ion: 43 Resp: 3804

Ion	Ratio	Lower	Upper
43	100		
86	0.0	2.6	6.0#

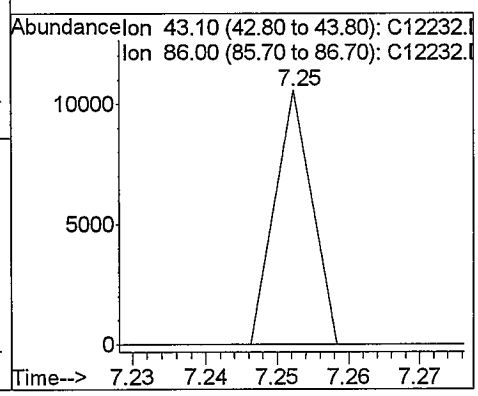

Quantitation Report (Not Reviewed)

Data File : C:\HPCHEM\1\DATA\091108\C12233.D Vial: 21
Acq On : 11 Sep 2008 17:25 Operator: twk-sop525r12:
Sample : 0809076-10 Inst : CSS Instr
Misc : 10mL water Multiplr: 1.00
MS Integration Params: ettics.p
Quant Time: Sep 11 18:29 2008 Quant Results File: 082208W.RES

Quant Method : C:\HPCHEM\1\METHODS\082208W.M (RTE Integrator)
Title : GC/MS Volatiles (S.O.P. 525)
Last Update : Thu Sep 11 11:07:04 2008
Response via : Initial Calibration
DataAcq Meth : 082208W

Internal Standards	R.T.	QIon	Response	Conc Units	Dev(Min)
1) Fluorobenzene	9.36	96	1763158	25.00 ppb	0.00
52) Chlorobenzene-d5	12.50	82	654884	25.00 ppb	0.00
72) 1,4-Dichlorobenzene-d4	14.51	152	511597	25.00 ppb	0.00
System Monitoring Compounds					
34) Dibromofluoromethane	8.55	113	677706	24.80 ppb	0.00
Spiked Amount 25.000	Range 80 - 124		Recovery = 99.20%		
38) 1,2-dichloroethane-d4	9.02	65	392823	22.81 ppb	0.01
Spiked Amount 25.000	Range 62 - 139		Recovery = 91.24%		
53) Toluene-d8	11.05	98	1757294	25.03 ppb	0.00
Spiked Amount 25.000	Range 81 - 119		Recovery = 100.12%		
73) 4-Bromofluorobenzene	13.54	95	621180	27.88 ppb	0.00
Spiked Amount 25.000	Range 78 - 129		Recovery = 111.52%		
Target Compounds					Qvalue
23) Vinyl Acetate	7.22	43	4353	Below Cal	# No 87

m 9/11/08

(#) = qualifier out of range (m) = manual integration
C12233.D 082208W.M Thu Sep 11 18:29:29 2008 Page 1

Quantitation Report

Data File : C:\HPCHEM\1\DATA\091108\C12233.D
Acq On : 11 Sep 2008 17:25
Sample : 0809076-10
Misc : 10mL water
MS Integration Params: ettics.p
Quant Time: Sep 11 18:29 2008

Vial: 21
Operator: twk-sop525r12:
Inst : CSS Instr
Multiplr: 1.00

Quant Results File: 082208W.RES

Method : C:\HPCHEM\1\METHODS\082208W.M (RTE Integrator)
Title : GC/MS Volatiles (S.O.P. 525)
Last Update : Thu Sep 11 11:07:04 2008
Response via : Initial Calibration



Quantitation Report (Not Reviewed)

Data File : C:\HPCHEM\1\DATA\091108\C12234.D Vial: 22
Acq On : 11 Sep 2008 17:48 Operator: twk-sop525r12:
Sample : 0809076-12 Inst : CSS Instr
Misc : 10mL water Multiplr: 1.00
MS Integration Params: ettics.p
Quant Time: Sep 11 18:29 2008 Quant Results File: 082208W.RES

Quant Method : C:\HPCHEM\1\METHODS\082208W.M (RTE Integrator)
Title : GC/MS Volatiles (S.O.P. 525)
Last Update : Thu Sep 11 11:07:04 2008
Response via : Initial Calibration
DataAcq Meth : 082208W

Internal Standards	R.T.	QIon	Response	Conc Units	Dev(Min)
1) Fluorobenzene	9.36	96	1777380	25.00 ppb	0.00
52) Chlorobenzene-d5	12.50	82	633434	25.00 ppb	0.00
72) 1,4-Dichlorobenzene-d4	14.51	152	508413	25.00 ppb	0.00
System Monitoring Compounds					
34) Dibromofluoromethane	8.55	113	651009	23.63 ppb	0.00
Spiked Amount 25.000	Range 80 - 124		Recovery = 94.52%		
38) 1,2-dichloroethane-d4	9.02	65	393309	22.65 ppb	0.01
Spiked Amount 25.000	Range 62 - 139		Recovery = 90.60%		
53) Toluene-d8	11.06	98	1789490	26.35 ppb	0.00
Spiked Amount 25.000	Range 81 - 119		Recovery = 105.40%		
73) 4-Bromofluorobenzene	13.54	95	588602	26.58 ppb	0.00
Spiked Amount 25.000	Range 78 - 129		Recovery = 106.32%		
Target Compounds					Qvalue
23) Vinyl Acetate	7.16	43	2340	Below Cal	# No 87

ra 9/11/08

(#) = qualifier out of range (m) = manual integration
C12234.D 082208W.M Thu Sep 11 18:29:42 2008 Page 1

Quantitation Report

Data File : C:\HPCHEM\1\DATA\091108\C12234.D
Acq On : 11 Sep 2008 17:48
Sample : 0809076-12
Misc : 10mL water
MS Integration Params: ettics.p
Quant Time: Sep 11 18:29 2008

Vial: 22
Operator: twk-sop525r12:
Inst : CSS Instr
Multiplr: 1.00
Quant Results File: 082208W.RES

Method : C:\HPCHEM\1\METHODS\082208W.M (RTE Integrator)
Title : GC/MS Volatiles (S.O.P. 525)
Last Update : Thu Sep 11 11:07:04 2008
Response via : Initial Calibration



Quantitation Report (Not Reviewed)

Data File : C:\HPCHEM\1\DATA\091108\C12235.D
Acq On : 11 Sep 2008 18:12
Sample : 0809076-5 ~~2X~~ 2.5X (20mL/50mL)
Misc : 10mL water
MS Integration Params: ettics.p
Quant Time: Sep 11 19:21 2008

Vial: 23
Operator: twk-sop525r12:
Inst : CSS Instr
Multiplr: 1.00

Quant Results File: 082208W.RES

Quant Method : C:\HPCHEM\1\METHODS\082208W.M (RTE Integrator)
Title : GC/MS Volatiles (S.O.P. 525)
Last Update : Thu Sep 11 11:07:04 2008
Response via : Initial Calibration
DataAcq Meth : 082208W

Internal Standards	R.T.	QIon	Response	Conc Units	Dev(Min)
1) Fluorobenzene	9.35	96	1802260	25.00 ppb	0.00
52) Chlorobenzene-d5	12.50	82	664836	25.00 ppb	0.00
72) 1,4-Dichlorobenzene-d4	14.51	152	528051	25.00 ppb	0.00
System Monitoring Compounds					
34) Dibromofluoromethane	8.55	113	693835	24.84 ppb	0.00
Spiked Amount 25.000	Range 80 - 124		Recovery = 99.36%		
38) 1,2-dichloroethane-d4	9.02	65	401076	22.78 ppb	0.00
Spiked Amount 25.000	Range 62 - 139		Recovery = 91.12%		
53) Toluene-d8	11.06	98	1760698	24.70 ppb	0.00
Spiked Amount 25.000	Range 81 - 119		Recovery = 98.80%		
73) 4-Bromofluorobenzene	13.54	95	618347	26.89 ppb	0.00
Spiked Amount 25.000	Range 78 - 129		Recovery = 107.56%		

Target Compounds					Qvalue
9) Acrolein	5.62	56	5337	7.11 ppb	#NO 19
23) Vinyl Acetate	7.13	43	2480	Below Cal	# 87
41) Benzene	9.04	78	2497318	23.75 ppb	/ 98
42) 1,2-Dichloroethane	9.04	62	19625	0.82 ppb	#No 60
65) Ethylbenzene	12.56	91	152947	1.45 ppb	/ 98
67) m,p-Xylene	12.67	106	705824	18.39 ppb	/ 97
71) Isopropylbenzene	13.33	105	31418	0.33 ppb	/ 90
75) trans-1,4-Dichloro-2-buten	13.83	53	10055	2.59 ppb	#NO 8
79) 1,3,5-Trimethylbenzene	13.82	105	289218	3.59 ppb	/ 96
83) 1,2,4-Trimethylbenzene	14.15	105	231139	3.04 ppb	/ 97

m 9/12/08

(#) = qualifier out of range (m) = manual integration

Quantitation Report

Data File : C:\HPCHEM\1\DATA\091108\C12235.D
Acq On : 11 Sep 2008 18:12
Sample : 0809076-5 ~~2x~~ 2.5x
Misc : 10mL water 9/12/08
MS Integration Params: ettics.p
Quant Time: Sep 11 19:21 2008

Vial: 23
Operator: twk-sop525r12:
Inst : CSS Instr
Multiplr: 1.00
Quant Results File: 082208W.RES

Method : C:\HPCHEM\1\METHODS\082208W.M (RTE Integrator)
Title : GC/MS Volatiles (S.O.P. 525)
Last Update : Thu Sep 11 11:07:04 2008
Response via : Initial Calibration



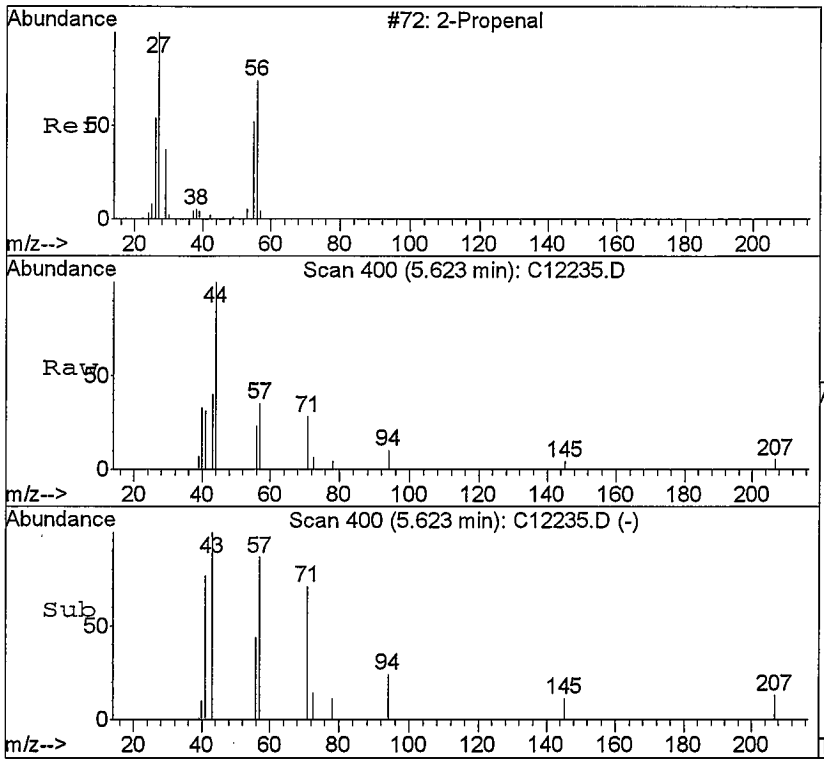

#9
Acrolein
Concen: 7.11 ppb NO
RT: 5.62 min Scan# 400
Delta R.T. 0.03 min
Lab File: C12235.D
Acq: 11 Sep 2008 18:12

Tgt Ion: 56 Resp: 5337

Ion	Ratio	Lower	Upper
56	100		
55	0.0	37.2	86.8#

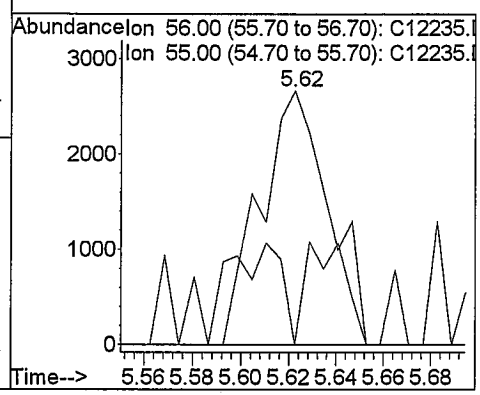

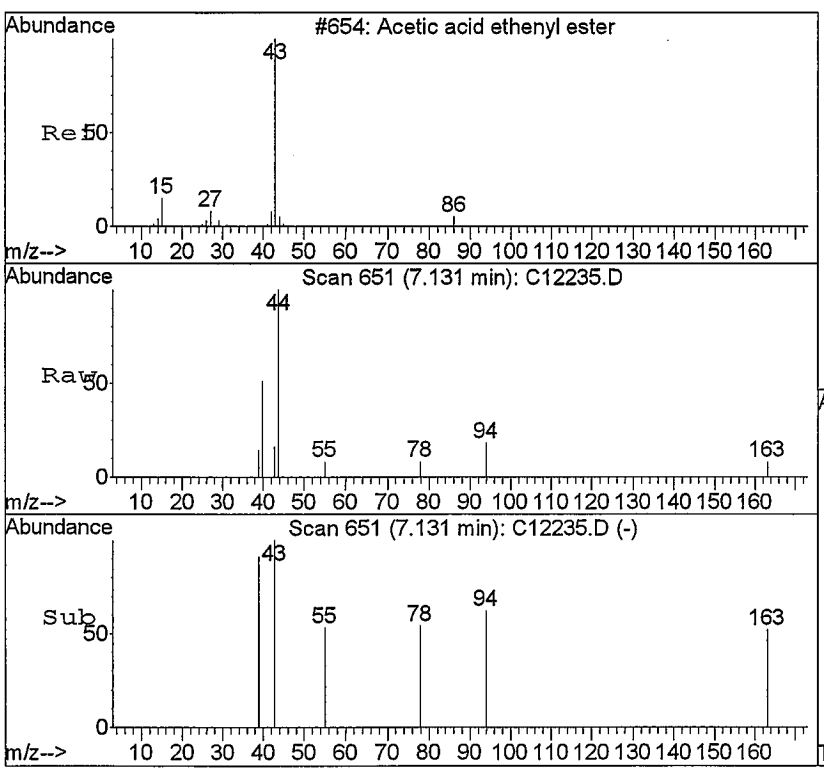

#23
Vinyl Acetate
Concen: Below Cal NO
RT: 7.13 min Scan# 651
Delta R.T. -0.07 min
Lab File: C12235.D
Acq: 11 Sep 2008 18:12

Tgt Ion: 43 Resp: 2480

Ion	Ratio	Lower	Upper
43	100		
86	0.0	2.6	6.0#

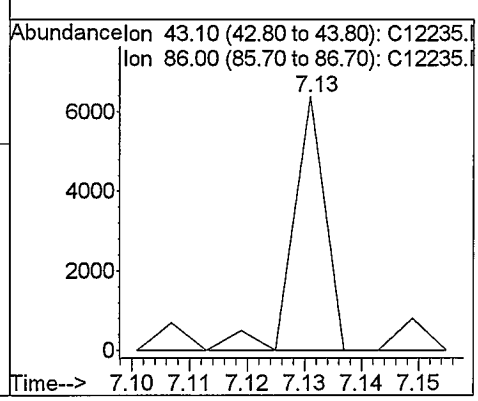

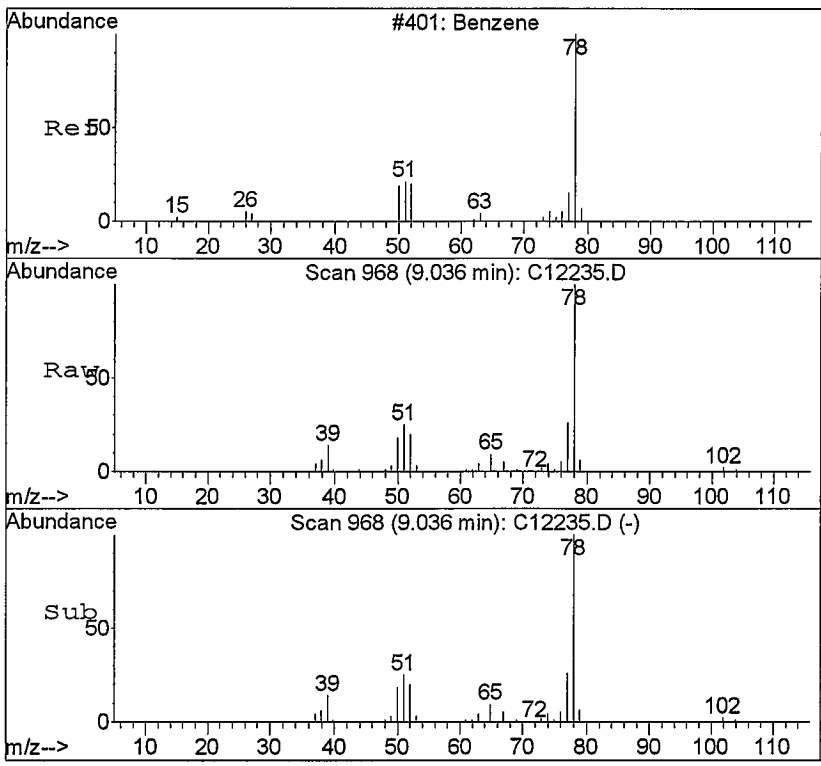

#41
Benzene
Concen: 23.75 ppb
RT: 9.04 min Scan# 968
Delta R.T. 0.00 min
Lab File: C12235.D
Acq: 11 Sep 2008 18:12

Tgt Ion: 78 Resp: 2497318

Ion	Ratio	Lower	Upper
78	100		
52	20.4	11.4	26.6
77	25.8	15.5	36.3

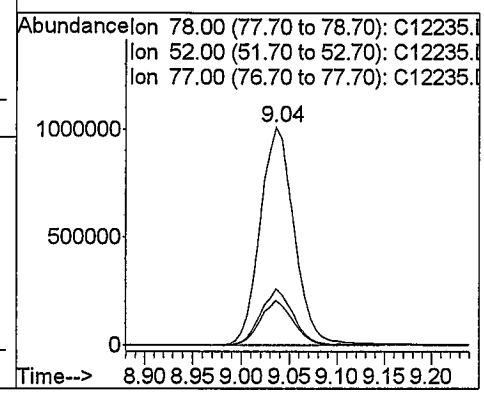

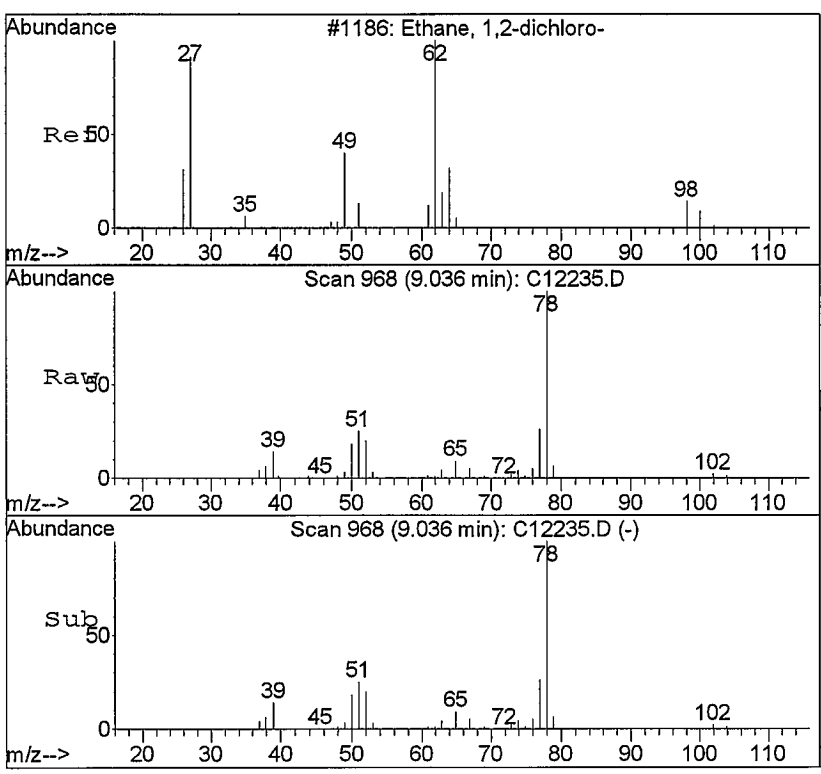

#42
1,2-Dichloroethane
Concen: 0.82 ppb
RT: 9.04 min ~~Scan# 968~~
Delta R.T. -0.08 min
Lab File: ~~C12235.D~~
Acq: 11 Sep 2008 18:12

NO

Tgt Ion: 62 Resp: 19625

Ion	Ratio	Lower	Upper
62	100		
64	51.0	16.4	38.2#
98	0.0	4.9	11.5#

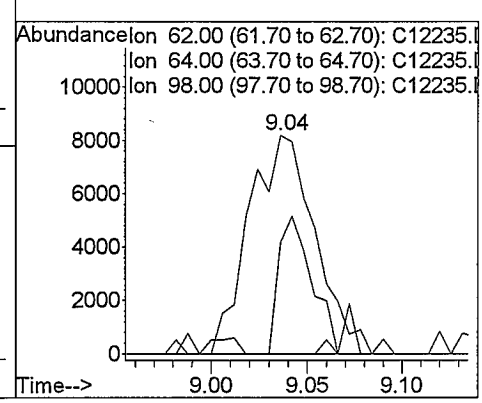

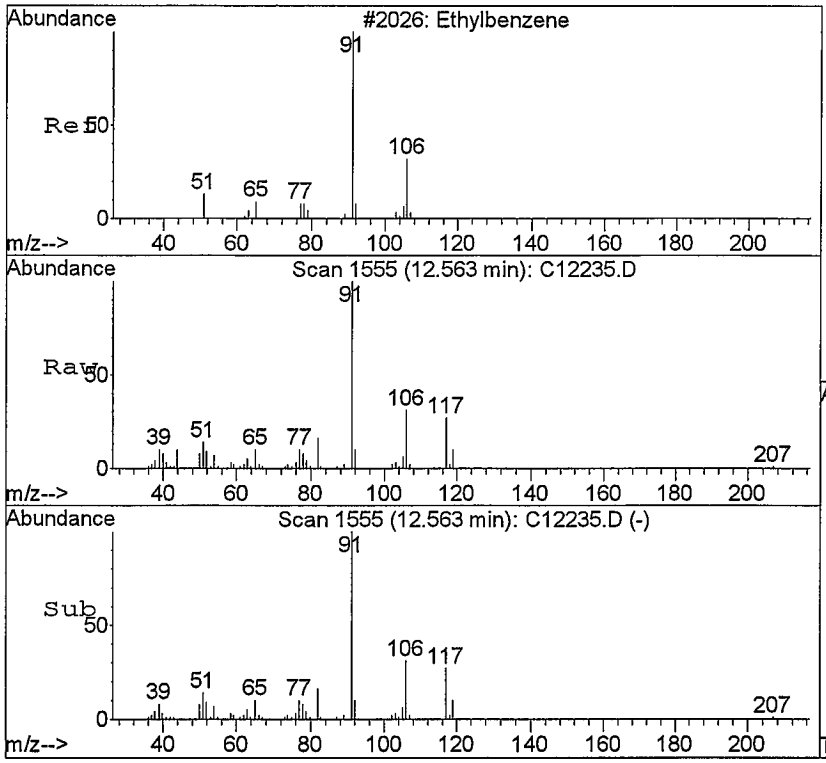

#65
Ethylbenzene
Concen: 1.45 ppb
RT: 12.56 min Scan# 1555
Delta R.T. -0.01 min
Lab File: C12235.D
Acq: 11 Sep 2008 18:12

Tgt Ion: 91 Resp: 152947

Ion	Ratio	Lower	Upper
91	100		
106	31.3	18.2	42.6

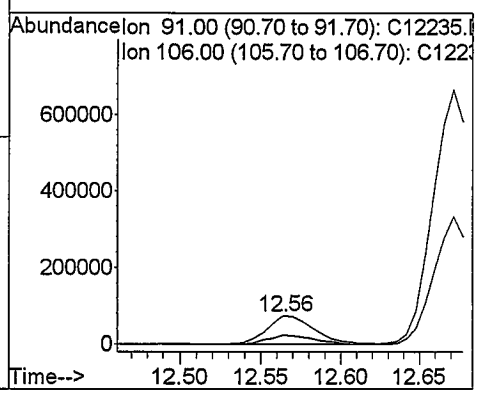

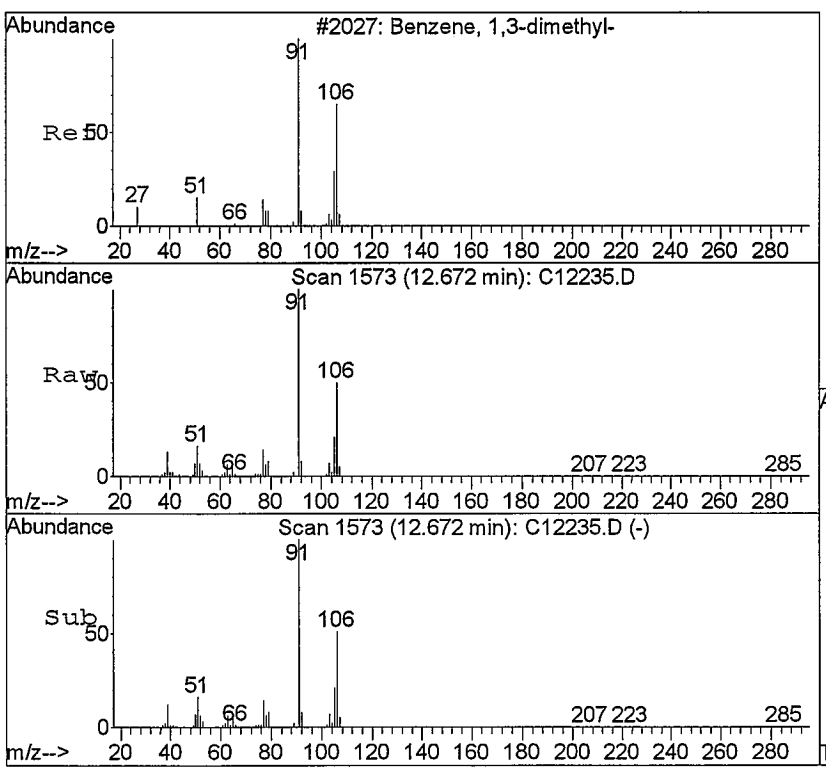

#67
m,p-Xylene
Concen: 18.39 ppb
RT: 12.67 min Scan# 1573
Delta R.T. 0.01 min
Lab File: C12235.D
Acq: 11 Sep 2008 18:12

Tgt Ion:106 Resp: 705824

Ion	Ratio	Lower	Upper
106	100		
91	198.9	121.9	284.3

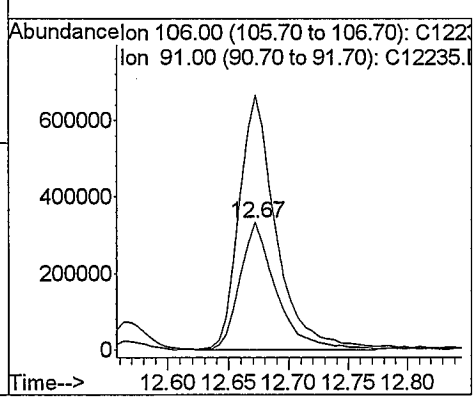

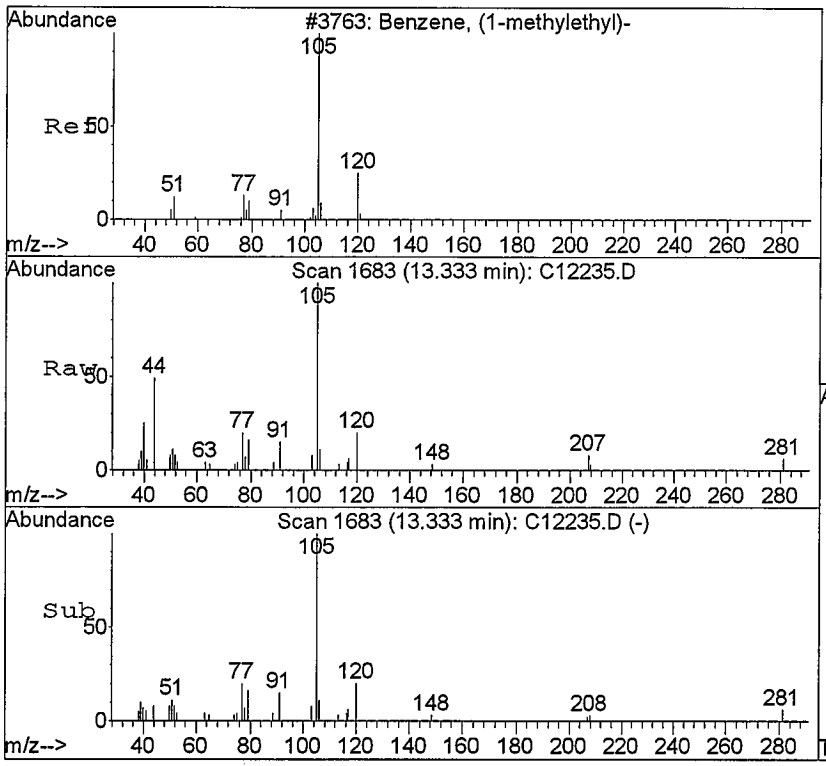

#71
Isopropylbenzene
Concen: 0.33 ppb
RT: 13.33 min Scan# 1683
Delta R.T. 0.00 min
Lab File: C12235.D
Acq: 11 Sep 2008 18:12

Tgt Ion:105 Resp: 31418

Ion	Ratio	Lower	Upper
105	100		
120	19.5	14.8	34.4

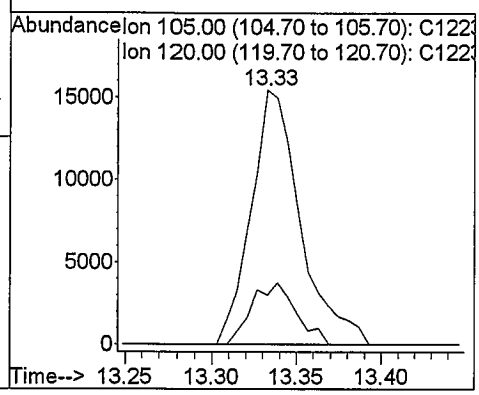

NO

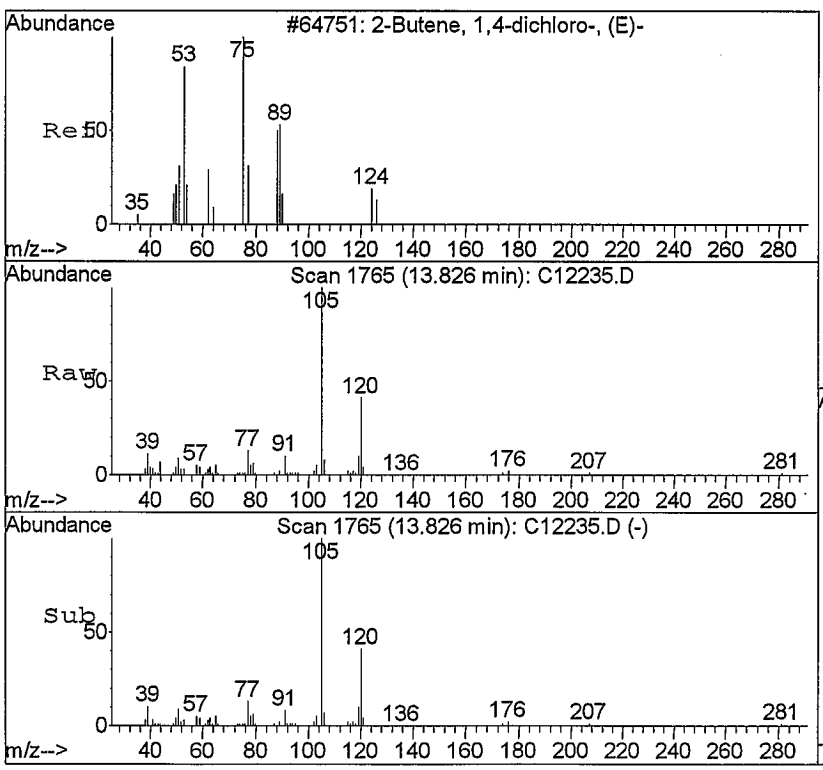

#75
trans-1,4-Dichloro-2-butene
Concen: 2.59 ppb
RT: 13.83 min Scan# 1765
Delta R.T. 0.14 min
Lab File: C12235.D
Acq: 11 Sep 2008 18:12

Tgt Ion: 53 Resp: 10055

Ion	Ratio	Lower	Upper
53	100		
62	79.8	80.0	120.0#
75	20.0	184.8	277.2#
88	0.0	30.8	46.2#

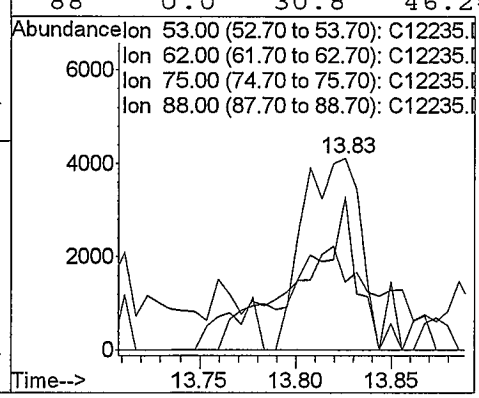

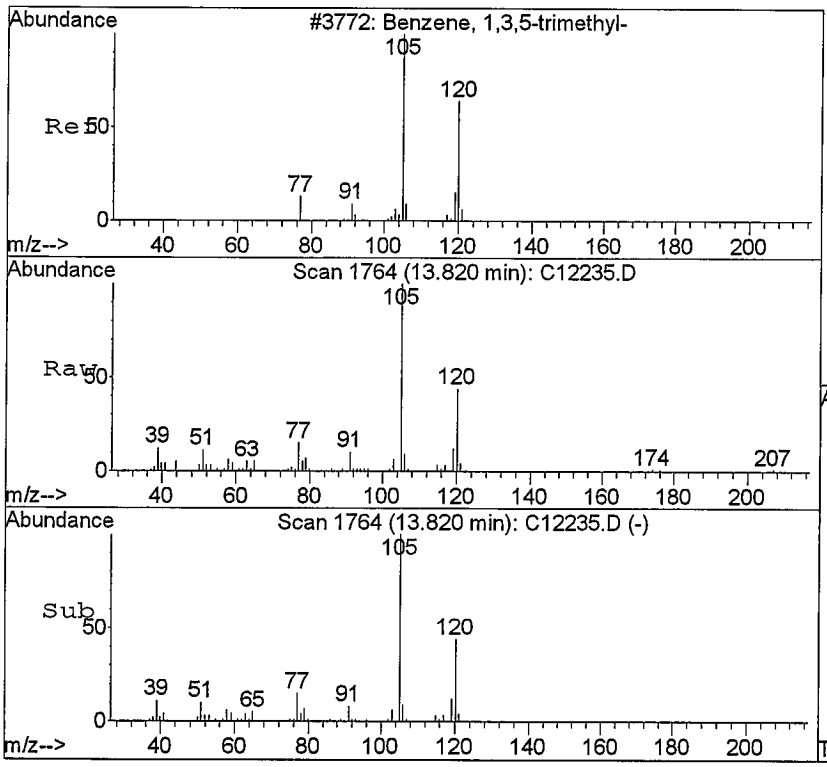

#79
1,3,5-Trimethylbenzene
Concen: 3.59 ppb
RT: 13.82 min Scan# 1764
Delta R.T. 0.00 min
Lab File: C12235.D
Acq: 11 Sep 2008 18:12

Tgt Ion:105 Resp: 289218

Ion	Ratio	Lower	Upper
105	100		
120	44.3	28.1	65.7

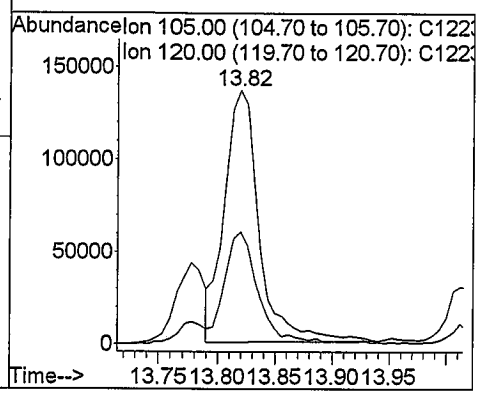

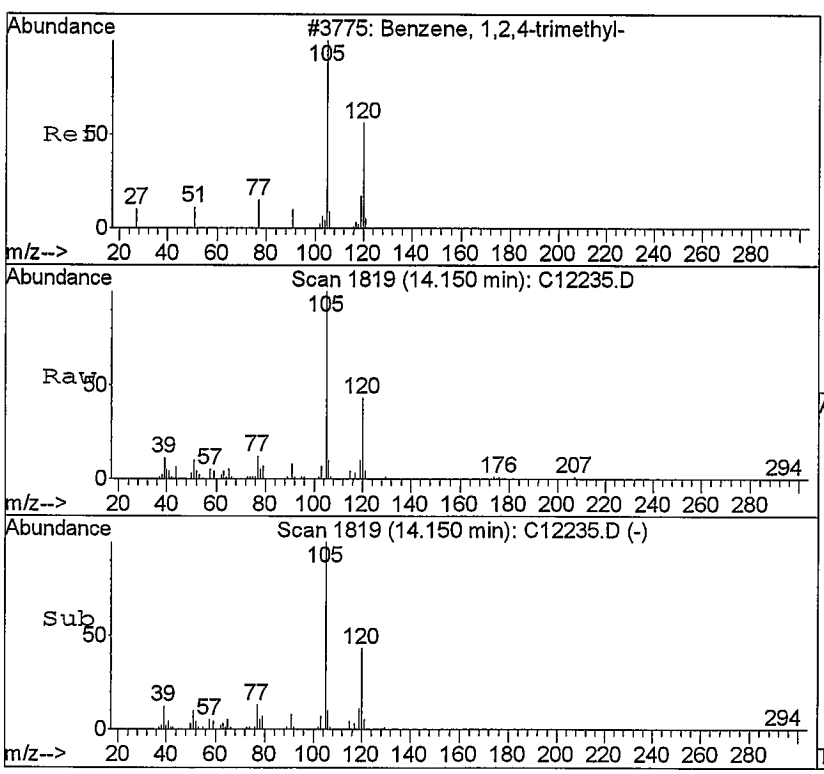

#83
1,2,4-Trimethylbenzene
Concen: 3.04 ppb
RT: 14.15 min Scan# 1819
Delta R.T. 0.01 min
Lab File: C12235.D
Acq: 11 Sep 2008 18:12

Tgt Ion:105 Resp: 231139

Ion	Ratio	Lower	Upper
105	100		
120	42.6	26.5	61.9

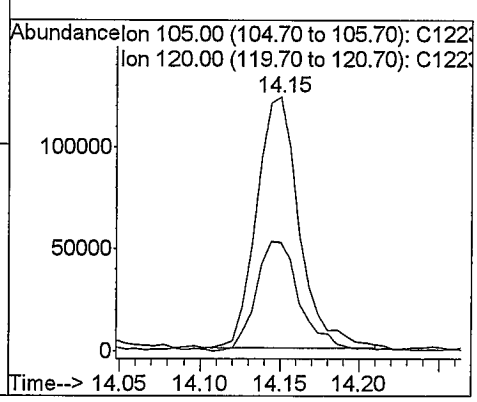

Quantitation Report (Not Reviewed)

Data File : C:\HPCHEM\1\DATA\091108\C12236.D
Acq On : 11 Sep 2008 18:35
Sample : 0809076-1 50X
Misc : 10mL water
MS Integration Params: ettics.p
Quant Time: Sep 11 19:21 2008

Vial: 24
Operator: twk-sop525r12:
Inst : CSS Instr
Multiplr: 1.00

Quant Results File: 082208W.RES

Quant Method : C:\HPCHEM\1\METHODS\082208W.M (RTE Integrator)
Title : GC/MS Volatiles (S.O.P. 525)
Last Update : Thu Sep 11 11:07:04 2008
Response via : Initial Calibration
DataAcq Meth : 082208W

Internal Standards	R.T.	QIon	Response	Conc Units	Dev(Min)
1) Fluorobenzene	9.36	96	1833611	25.00 ppb	0.00
52) Chlorobenzene-d5	12.50	82	682896	25.00 ppb	0.00
72) 1,4-Dichlorobenzene-d4	14.51	152	545242	25.00 ppb	0.00
System Monitoring Compounds					
34) Dibromofluoromethane	8.55	113	698507	24.58 ppb	0.00
Spiked Amount 25.000	Range 80 - 124		Recovery = 98.32%		
38) 1,2-dichloroethane-d4	9.02	65	430664	24.04 ppb	0.00
Spiked Amount 25.000	Range 62 - 139		Recovery = 96.16%		
53) Toluene-d8	11.05	98	1774287	24.23 ppb	0.00
Spiked Amount 25.000	Range 81 - 119		Recovery = 96.92%		
73) 4-Bromofluorobenzene	13.54	95	641186	27.00 ppb	0.00
Spiked Amount 25.000	Range 78 - 129		Recovery = 108.00%		
Target Compounds					Qvalue
17) Methylene chloride	6.35	84	12595	0.46 ppb	78
41) Benzene	9.04	78	478293	4.47 ppb	96
54) Toluene	11.13	91	1538303	15.18 ppb	98
67) m,p-Xylene	12.67	106	1344635	34.12 ppb	96
68) o-Xylene	13.04	106	278779	6.90 ppb	93
69) Styrene	13.04	104	11412	0.20 ppb # No	1
79) 1,3,5-Trimethylbenzene	13.82	105	237729	2.86 ppb	97
83) 1,2,4-Trimethylbenzene	14.14	105	191549	2.44 ppb	94

13

aa 9/12/08

(#) = qualifier out of range (m) = manual integration

Quantitation Report

Data File : C:\HPCHEM\1\DATA\091108\C12236.D
Acq On : 11 Sep 2008 18:35
Sample : 0809076-1 50X
Misc : 10mL water
MS Integration Params: ettics.p
Quant Time: Sep 11 19:21 2008

Vial: 24
Operator: twk-sop525r12:
Inst : CSS Instr
Multiplr: 1.00
Quant Results File: 082208W.RES

Method : C:\HPCHEM\1\METHODS\082208W.M (RTE Integrator)
Title : GC/MS Volatiles (S.O.P. 525)
Last Update : Thu Sep 11 11:07:04 2008
Response via : Initial Calibration



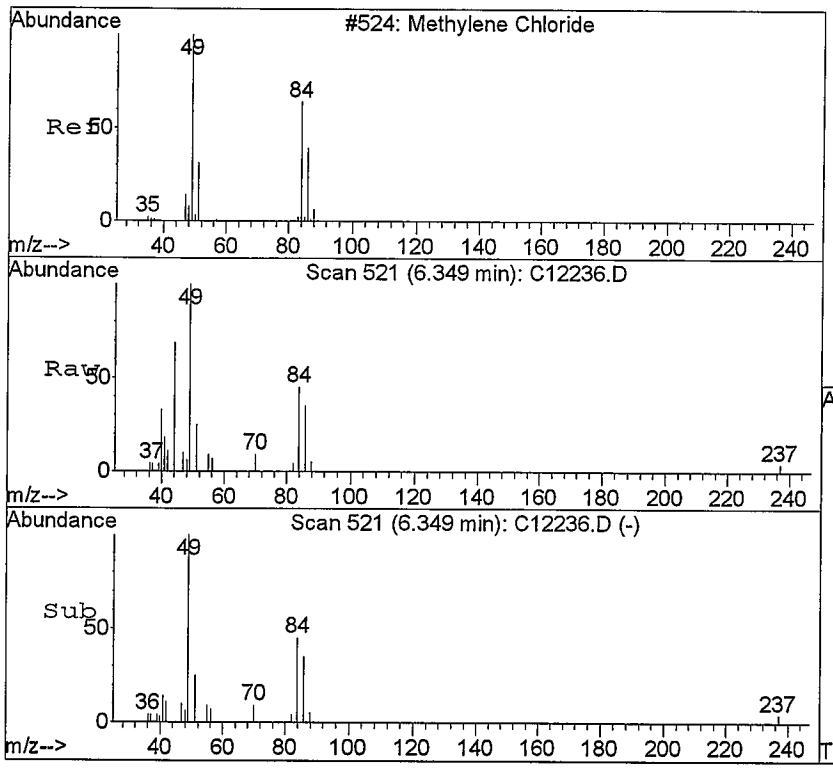

#17
Methylene chloride
Concen: 0.46 ppb
RT: 6.35 min Scan# 521
Delta R.T. 0.00 min
Lab File: C12236.D
Acq: 11 Sep 2008 18:35

Tgt Ion: 84 Resp: 12595

Ion	Ratio	Lower	Upper
84	100		
49	220.1	106.8	249.2
86	78.1	40.0	93.2
51	54.4	35.2	82.0

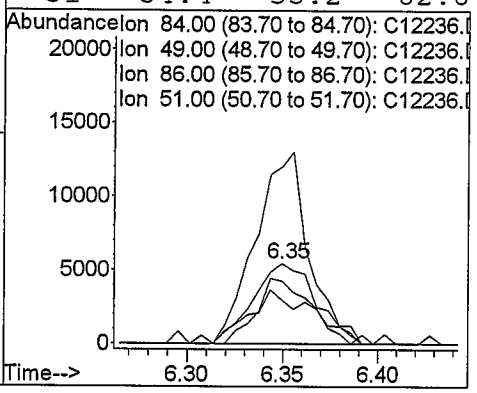

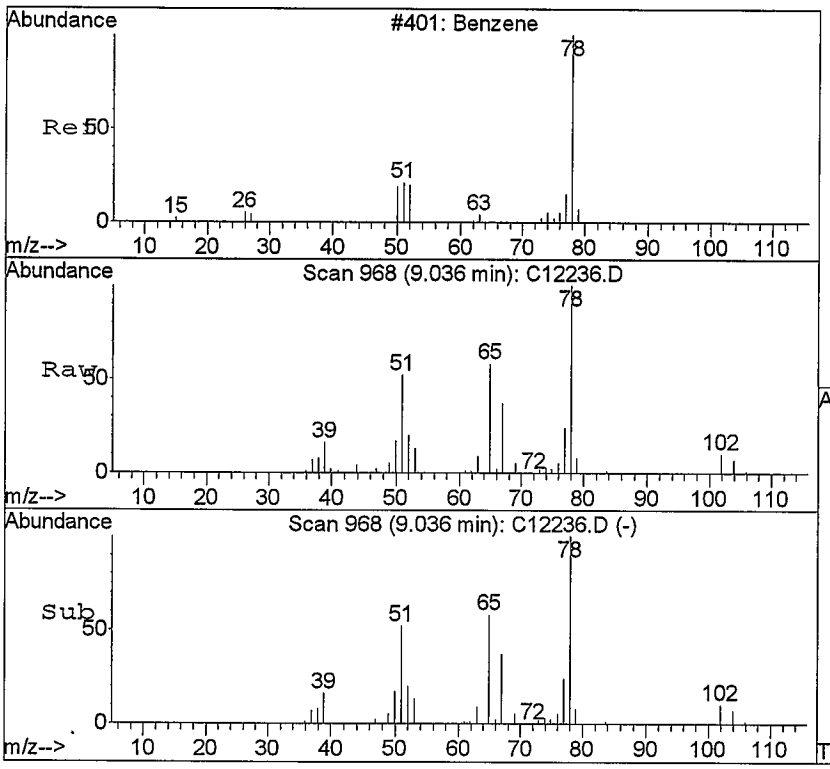

#41
Benzene
Concen: 4.47 ppb
RT: 9.04 min Scan# 968
Delta R.T. 0.00 min
Lab File: C12236.D
Acq: 11 Sep 2008 18:35

Tgt Ion: 78 Resp: 478293

Ion	Ratio	Lower	Upper
78	100		
52	19.9	11.4	26.6
77	23.3	15.5	36.3

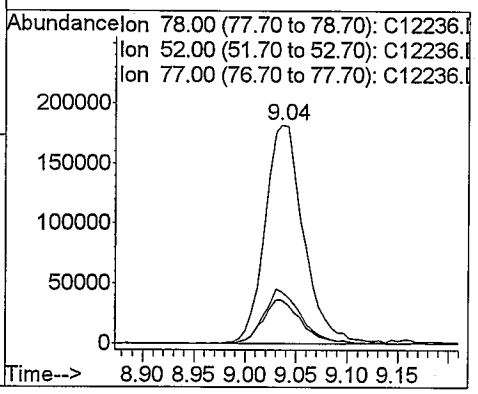

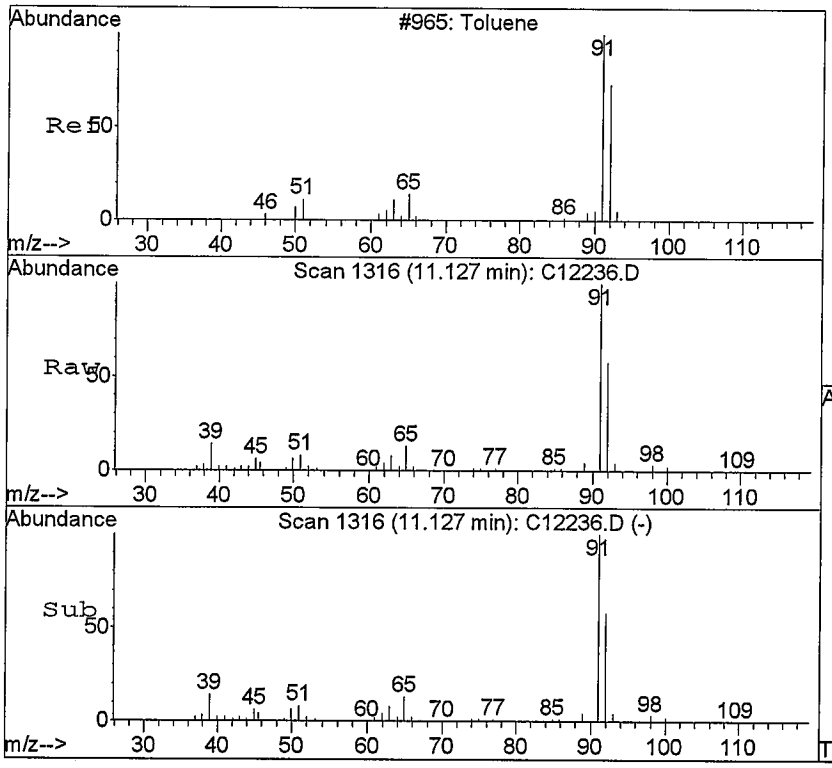

#54
Toluene
Concen: 15.18 ppb
RT: 11.13 min Scan# 1316
Delta R.T. 0.00 min
Lab File: C12236.D
Acq: 11 Sep 2008 18:35

Tgt Ion: 91 Resp: 1538303

Ion	Ratio	Lower	Upper
91	100		
92	57.7	35.4	82.6
65	12.9	7.6	17.8

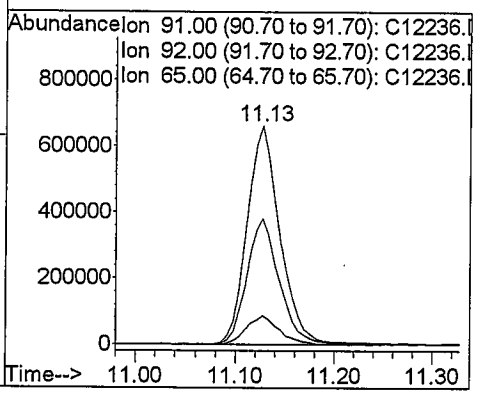

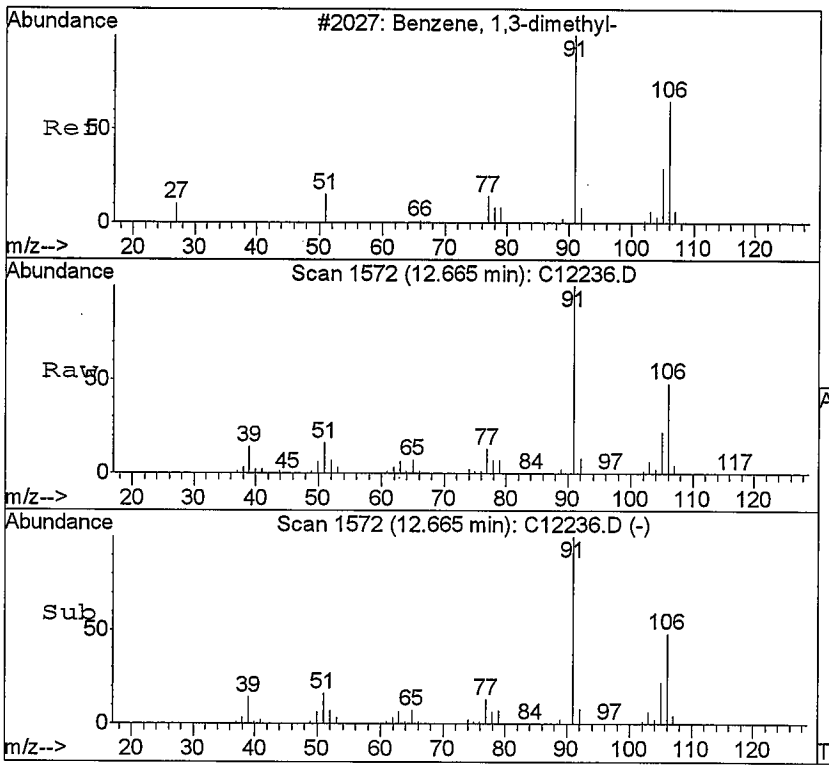

#67
m,p-Xylene
Concen: 34.12 ppb
RT: 12.67 min Scan# 1572
Delta R.T. 0.00 min
Lab File: C12236.D
Acq: 11 Sep 2008 18:35

Tgt Ion:106 Resp: 1344635

Ion	Ratio	Lower	Upper
106	100		
91	208.6	121.9	284.3

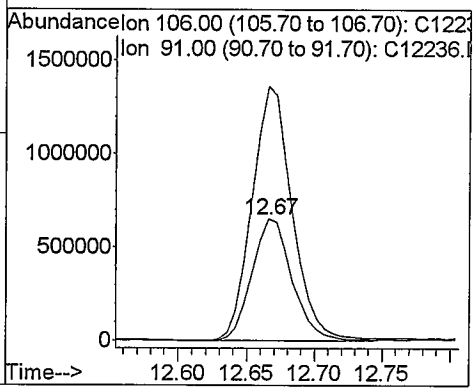

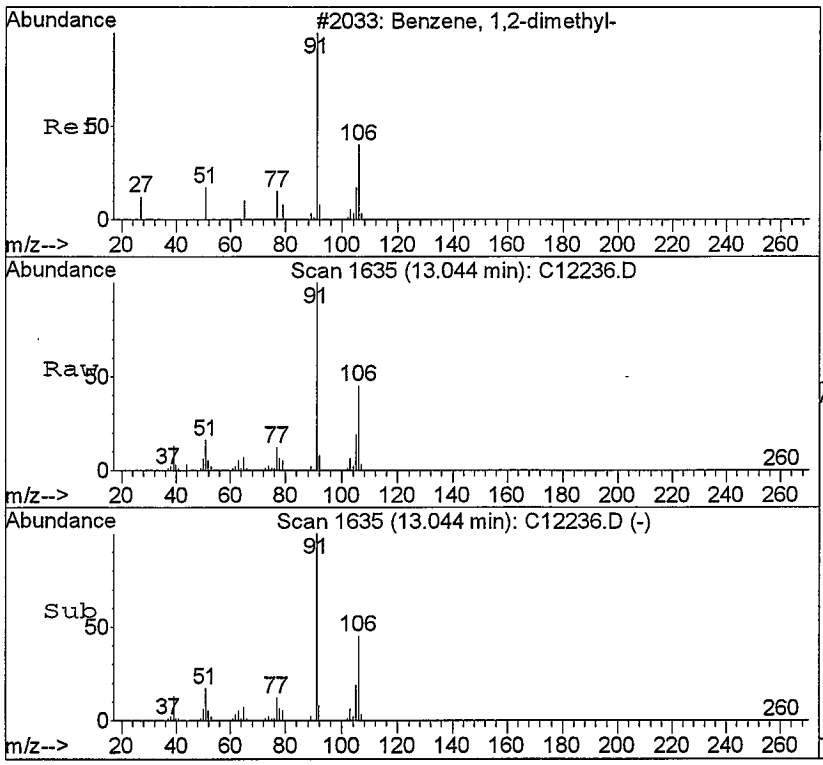

#68
o-Xylene
Concen: 6.90 ppb
RT: 13.04 min Scan# 1635
Delta R.T. 0.01 min
Lab File: C12236.D
Acq: 11 Sep 2008 18:35

Tgt Ion:106 Resp: 278779

Ion	Ratio	Lower	Upper
106	100		
91	222.1	126.8	295.8

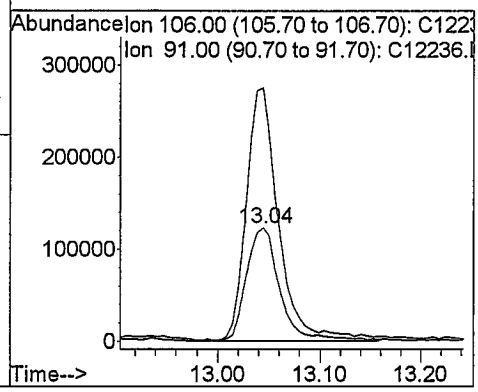

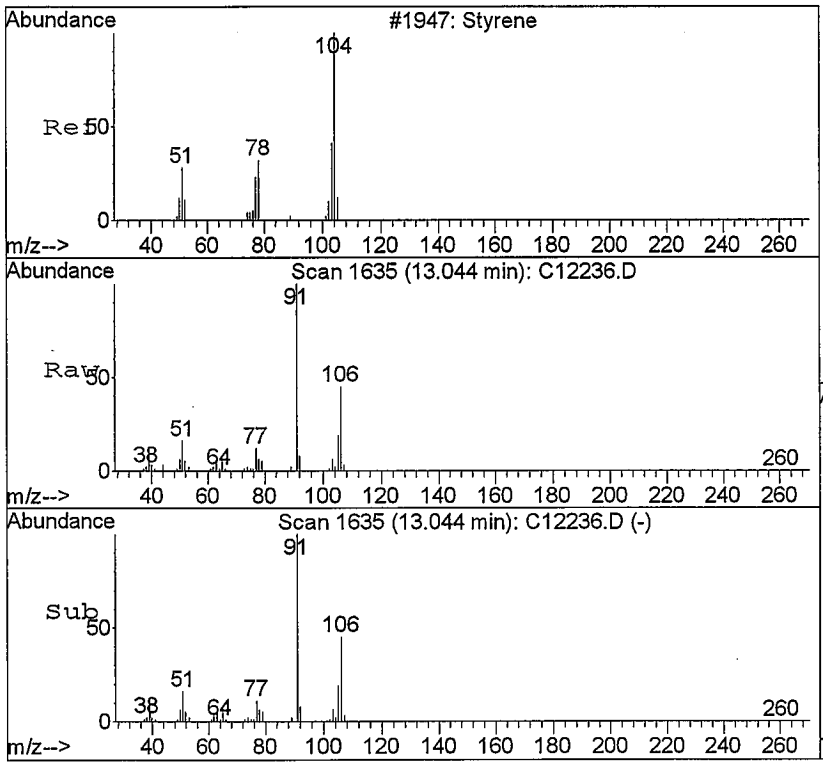

#69
Styrene
Concen: 0.20 ppb
RT: 13.04 min Scan# 1635
Delta R.T. -0.02 min
Lab File: C12236.D
Acq: 11 Sep 2008 18:35

Tgt Ion:104 Resp: 11412

Ion	Ratio	Lower	Upper
104	100		
78	250.3	28.6	66.6#
103	275.9	29.8	69.4#

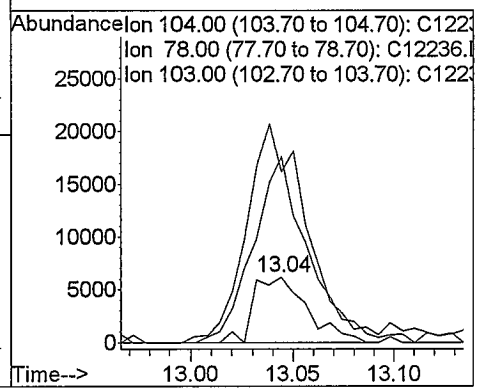

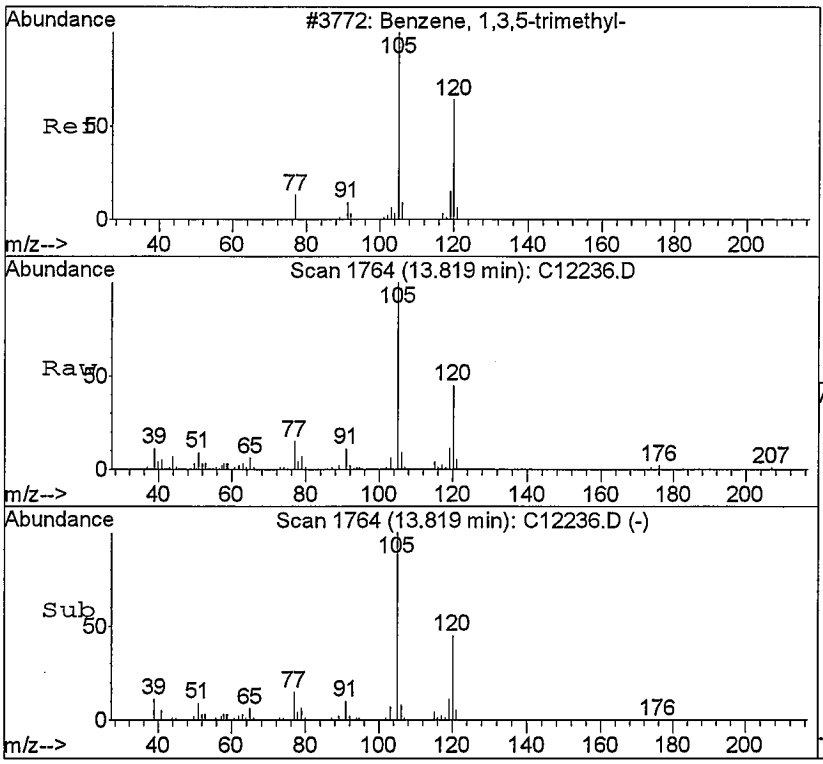

#79
1,3,5-Trimethylbenzene
Concen: 2.86 ppb
RT: 13.82 min Scan# 1764
Delta R.T. 0.00 min
Lab File: C12236.D
Acq: 11 Sep 2008 18:35

Tgt Ion:105 Resp: 237729

Ion	Ratio	Lower	Upper
105	100		
120	45.1	28.1	65.7

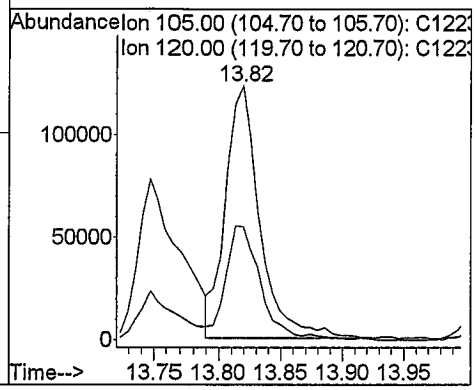

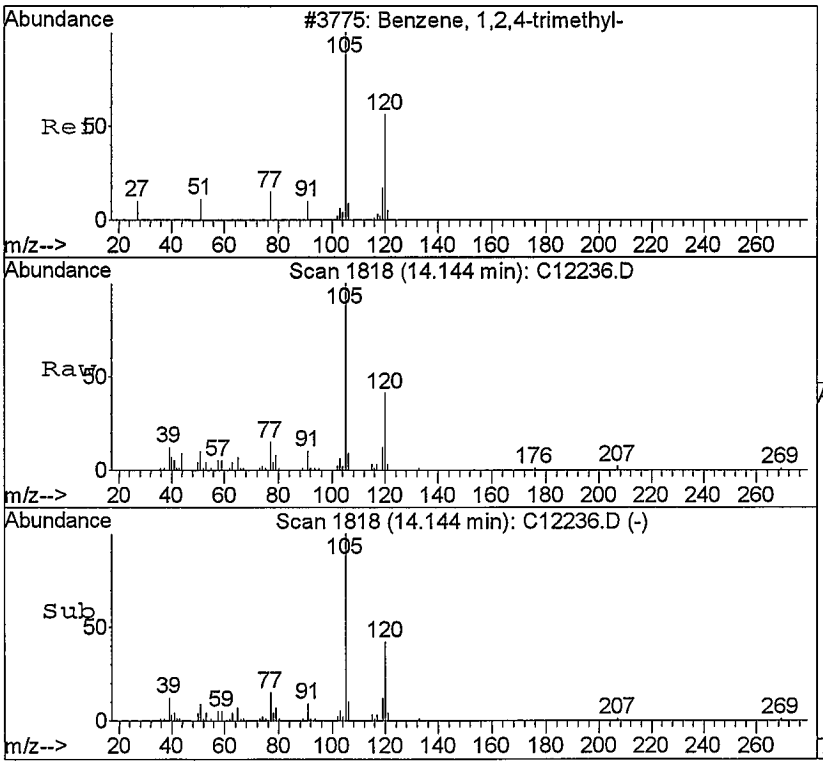

#83
1,2,4-Trimethylbenzene
Concen: 2.44 ppb
RT: 14.14 min Scan# 1818
Delta R.T. 0.00 min
Lab File: C12236.D
Acq: 11 Sep 2008 18:35

Tgt Ion:105 Resp: 191549

Ion	Ratio	Lower	Upper
105	100		
120	40.3	26.5	61.9

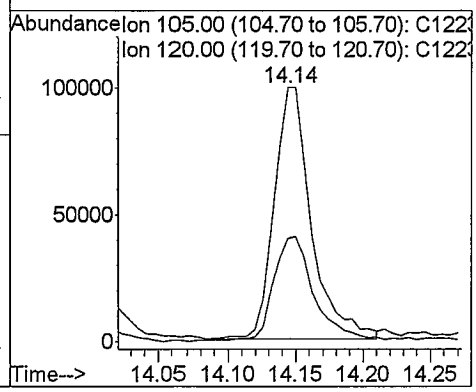

Quantitation Report (Not Reviewed)

Data File : C:\HPCHEM\1\DATA\091108\C12237.D Vial: 25
Acq On : 11 Sep 2008 18:58 Operator: twk-sop525r12:
Sample : 0809076-2 50X Inst : CSS Instr
Misc : 10mL water Multiplr: 1.00
MS Integration Params: ettics.p
Quant Time: Sep 11 19:22 2008 Quant Results File: 082208W.RES

Quant Method : C:\HPCHEM\1\METHODS\082208W.M (RTE Integrator)
Title : GC/MS Volatiles (S.O.P. 525)
Last Update : Thu Sep 11 11:07:04 2008
Response via : Initial Calibration
DataAcq Meth : 082208W

Internal Standards	R.T.	QIon	Response	Conc	Units	Dev(Min)
1) Fluorobenzene	9.36	96	1675947	25.00	ppb	0.00
52) Chlorobenzene-d5	12.50	82	643133	25.00	ppb	0.00
72) 1,4-Dichlorobenzene-d4	14.51	152	553620	25.00	ppb	0.00
System Monitoring Compounds						
34) Dibromofluoromethane	8.55	113	710475	27.35	ppb	0.00
Spiked Amount 25.000	Range 80 - 124		Recovery = 109.40%			
38) 1,2-dichloroethane-d4	9.02	65	409870	25.03	ppb	0.00
Spiked Amount 25.000	Range 62 - 139		Recovery = 100.12%			
53) Toluene-d8	11.05	98	1774354	25.73	ppb	0.00
Spiked Amount 25.000	Range 81 - 119		Recovery = 102.92%			
73) 4-Bromofluorobenzene	13.54	95	583500	24.20	ppb	0.00
Spiked Amount 25.000	Range 78 - 129		Recovery = 96.80%			

Target Compounds						Qvalue
17) Methylene chloride	6.35	84	13390	0.54	ppb	69
41) Benzene	9.03	78	460601	4.71	ppb	96
42) 1,2-Dichloroethane	9.05	62	3786	0.17	ppb # No	1
54) Toluene	11.13	91	1610218	16.88	ppb	97
67) m,p-Xylene	12.67	106	1451618	39.11	ppb	96
68) o-Xylene	13.04	106	279135	7.34	ppb	93
69) Styrene	13.04	104	12766	0.24	ppb # No	1
79) 1,3,5-Trimethylbenzene	13.82	105	236508	2.80	ppb	97
83) 1,2,4-Trimethylbenzene	14.14	105	193969	2.43	ppb	95

an 9/12/08

(#) = qualifier out of range (m) = manual integration
C12237.D 082208W.M Thu Sep 11 19:22:11 2008 Page 1

Quantitation Report

Data File : C:\HPCHEM\1\DATA\091108\C12237.D
Acq On : 11 Sep 2008 18:58
Sample : 0809076-2 50X
Misc : 10mL water
MS Integration Params: ettics.p
Quant Time: Sep 11 19:22 2008

Vial: 25
Operator: twk-sop525r12:
Inst : CSS Instr
Multiplr: 1.00

Quant Results File: 082208W.RES

Method : C:\HPCHEM\1\METHODS\082208W.M (RTE Integrator)
Title : GC/MS Volatiles (S.O.P. 525)
Last Update : Thu Sep 11 11:07:04 2008
Response via : Initial Calibration



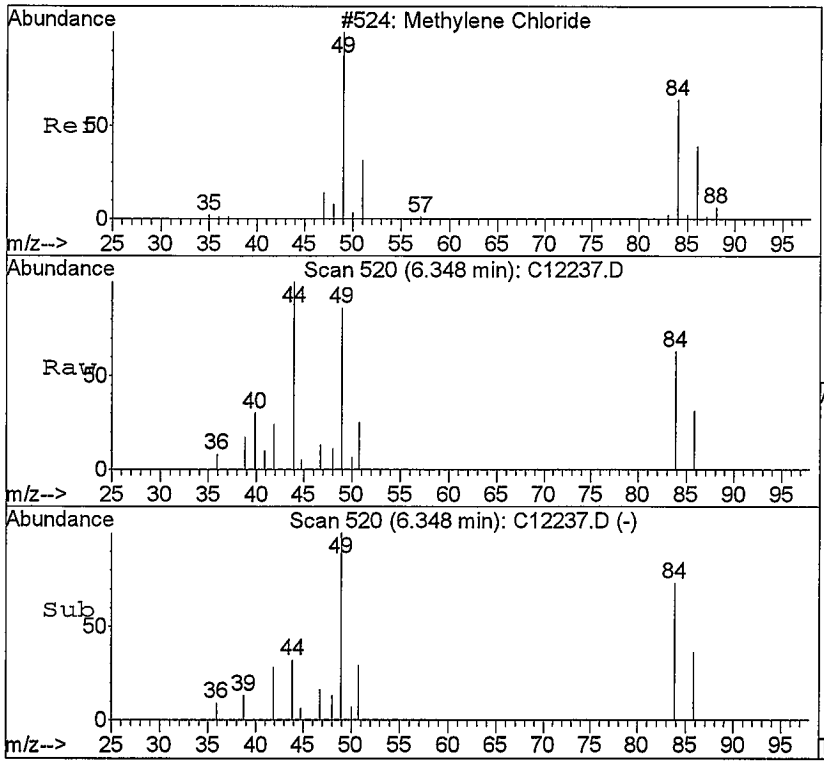

#17
Methylene chloride
Concen: 0.54 ppb
RT: 6.35 min Scan# 520
Delta R.T. -0.00 min
Lab File: C12237.D
Acq: 11 Sep 2008 18:58

Tgt Ion: 84 Resp: 13390

Ion	Ratio	Lower	Upper
84	100		
49	127.2	106.8	249.2
86	48.9	40.0	93.2
51	39.2	35.2	82.0

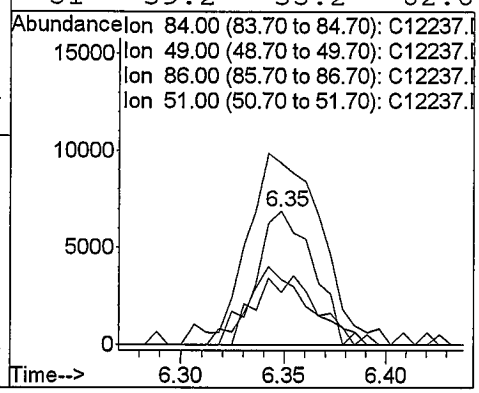

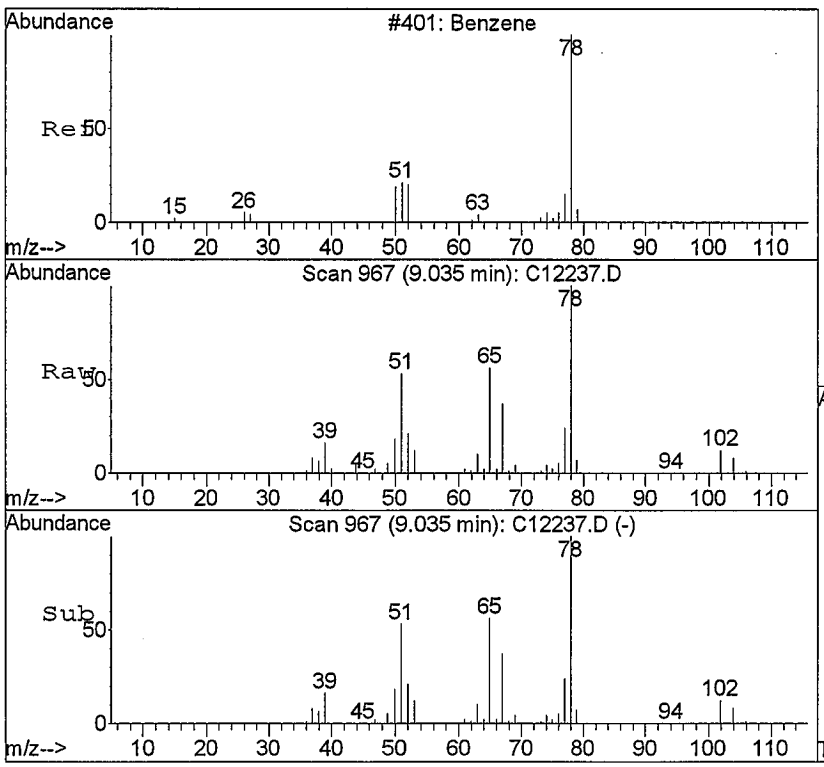

#41
Benzene
Concen: 4.71 ppb
RT: 9.03 min Scan# 967
Delta R.T. -0.00 min
Lab File: C12237.D
Acq: 11 Sep 2008 18:58

Tgt Ion: 78 Resp: 460601

Ion	Ratio	Lower	Upper
78	100		
52	21.3	11.4	26.6
77	24.0	15.5	36.3

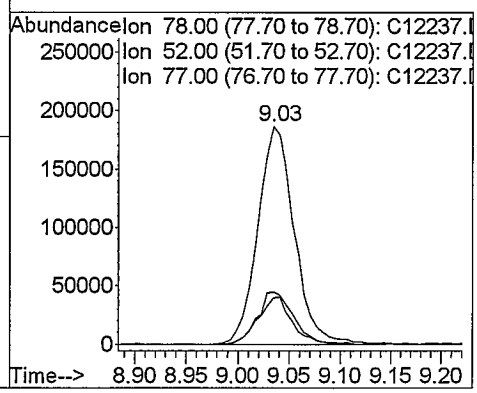

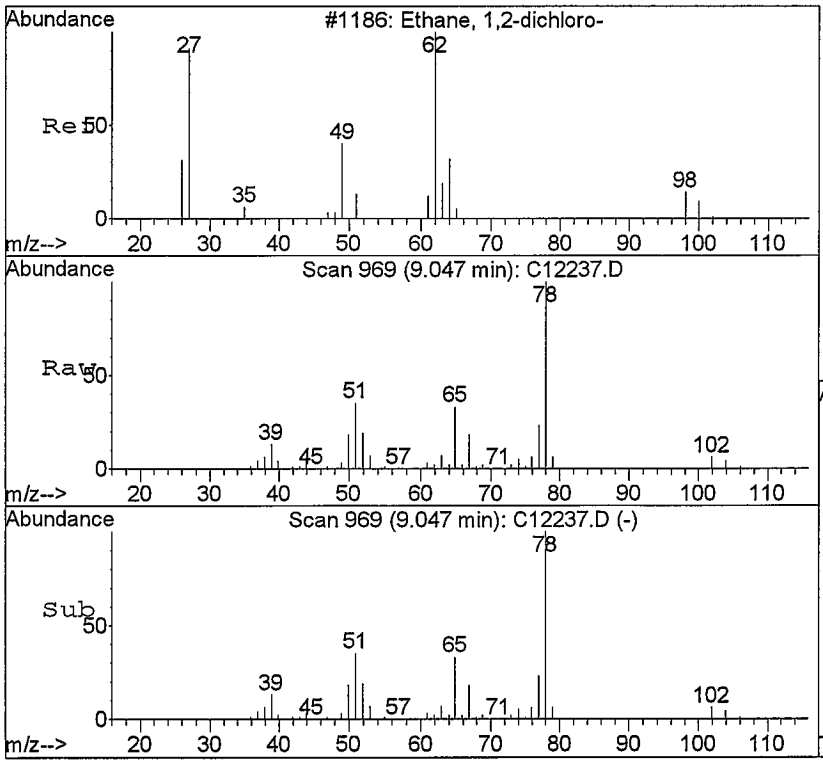

#42
1,2-Dichloroethane
Concen: 0.17 ppb
RT: 9.05 min Scan# 969
Delta R.T. -0.07 min
Lab File: C12237.D
Acq: 11 Sep 2008 18:58

NO

Tgt Ion: 62 Resp: 3786

Ion	Ratio	Lower	Upper
62	100		
64	101.3	16.4	38.2#
98	0.0	4.9	11.5#

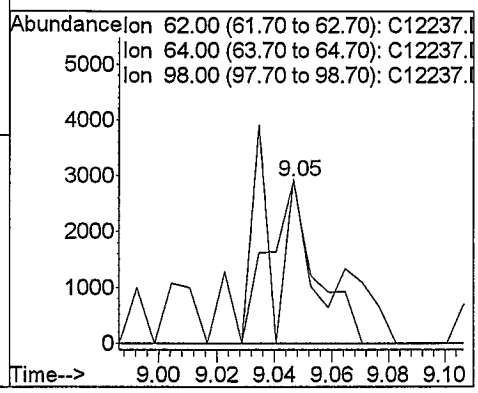

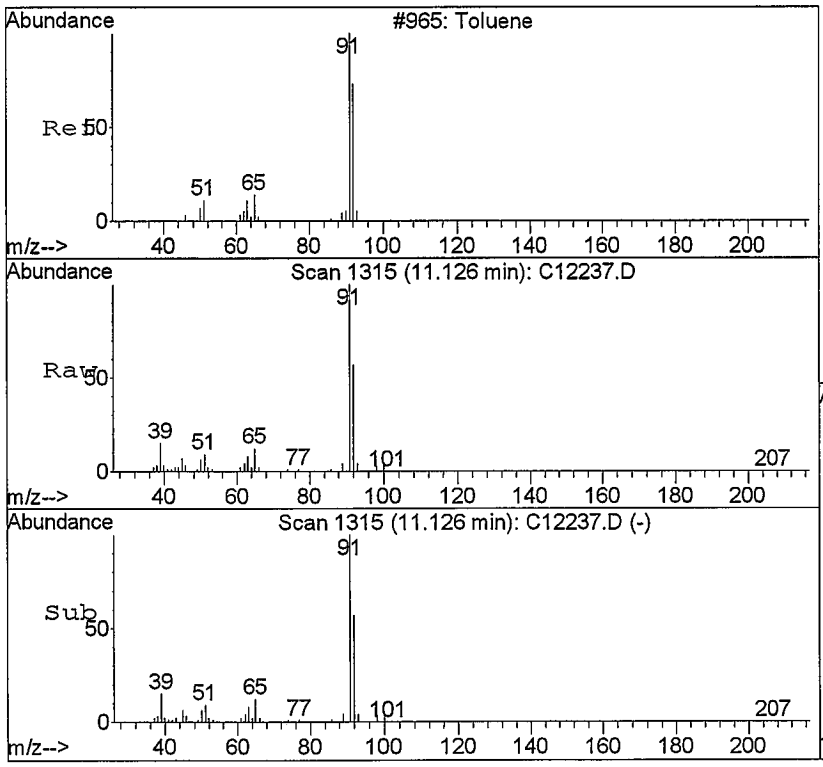

#54
Toluene
Concen: 16.88 ppb
RT: 11.13 min Scan# 1315
Delta R.T. -0.00 min
Lab File: C12237.D
Acq: 11 Sep 2008 18:58

Tgt Ion: 91 Resp: 1610218

Ion	Ratio	Lower	Upper
91	100		
92	56.6	35.4	82.6
65	12.3	7.6	17.8

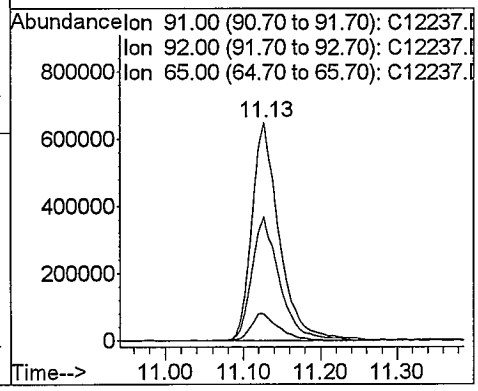

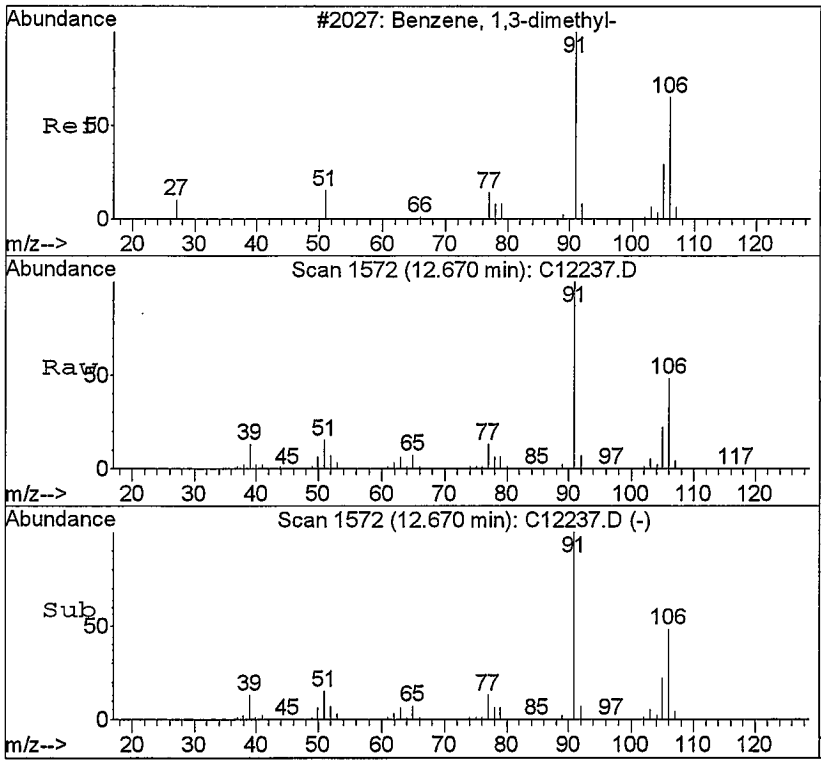

#67
m,p-Xylene
Concen: 39.11 ppb
RT: 12.67 min Scan# 1572
Delta R.T. 0.01 min
Lab File: C12237.D
Acq: 11 Sep 2008 18:58

Tgt Ion:106 Resp: 1451618

Ion	Ratio	Lower	Upper
106	100		
91	209.1	121.9	284.3

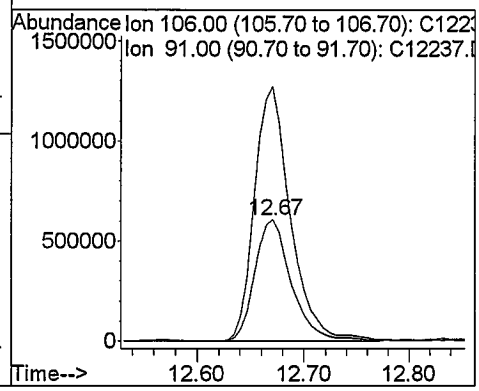

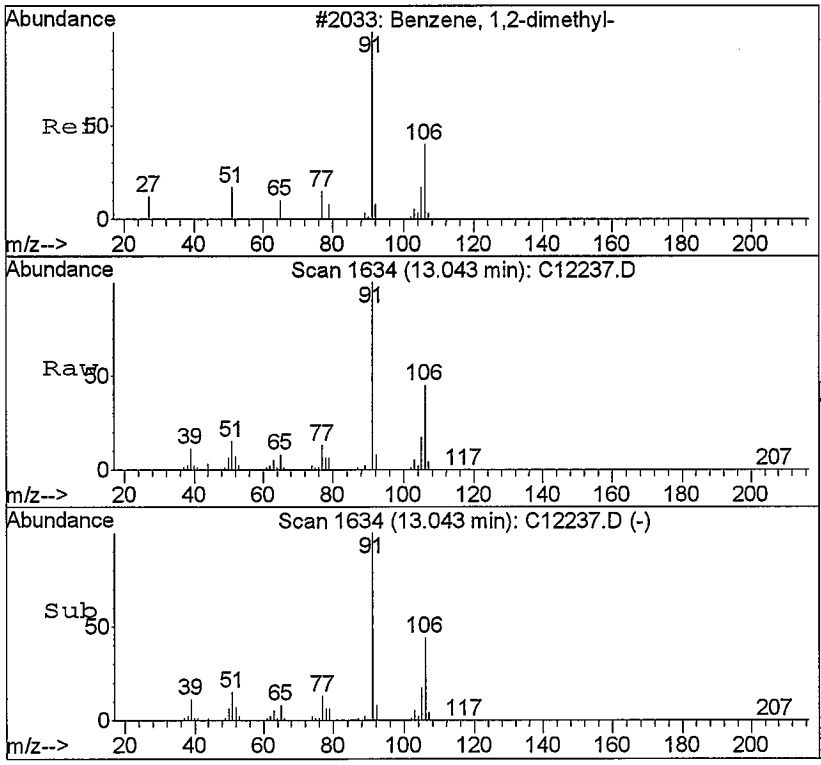

#68
o-Xylene
Concen: 7.34 ppb
RT: 13.04 min Scan# 1634
Delta R.T. 0.01 min
Lab File: C12237.D
Acq: 11 Sep 2008 18:58

Tgt Ion:106 Resp: 279135

Ion	Ratio	Lower	Upper
106	100		
91	222.5	126.8	295.8

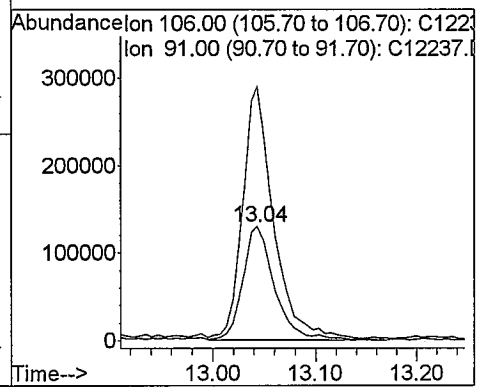

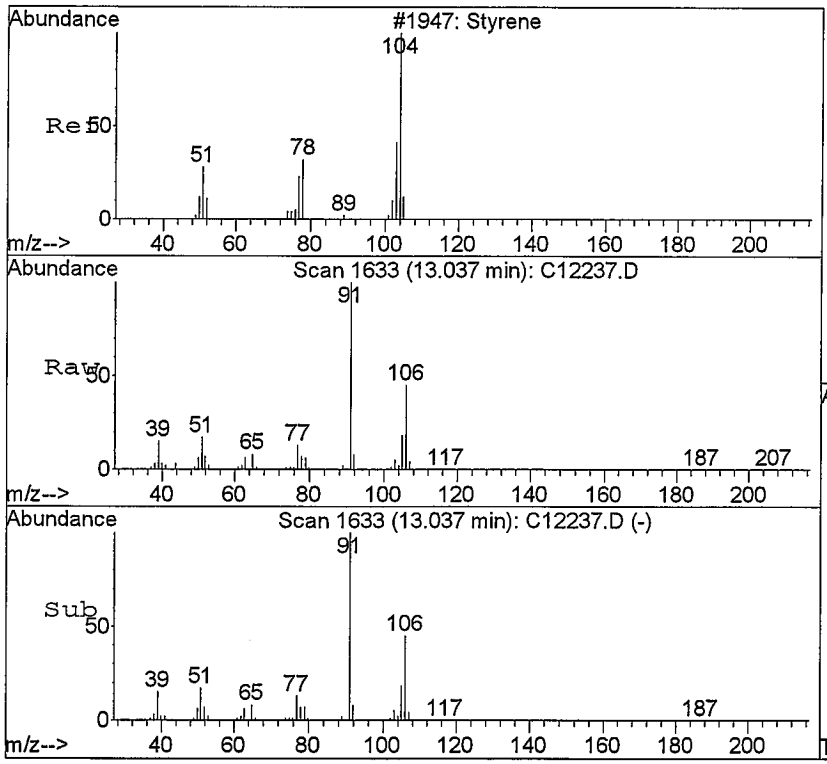

#69 NO
Styrene
Concen: 0.24 ppb
RT: 13.04 min Scan# 1633
Delta R.T. -0.02 min
Lab File: C12237.D
Acq: 11 Sep 2008 18:58

Tgt Ion:104 Resp: 12766

Ion	Ratio	Lower	Upper
104	100		
78	270.9	28.6	66.6#
103	226.8	29.8	69.4#

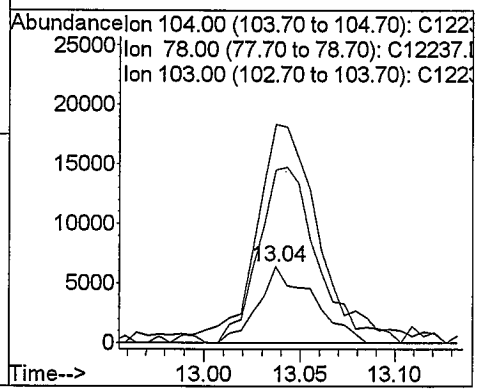

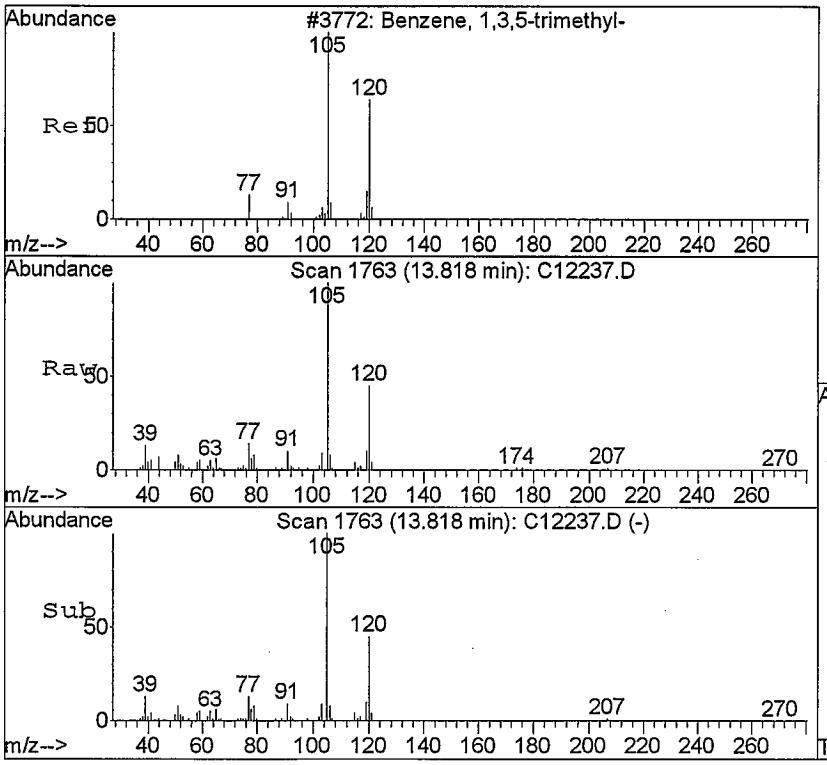

#79
1,3,5-Trimethylbenzene
Concen: 2.80 ppb
RT: 13.82 min Scan# 1763
Delta R.T. -0.00 min
Lab File: C12237.D
Acq: 11 Sep 2008 18:58

Tgt Ion:105 Resp: 236508

Ion	Ratio	Lower	Upper
105	100		
120	44.9	28.1	65.7

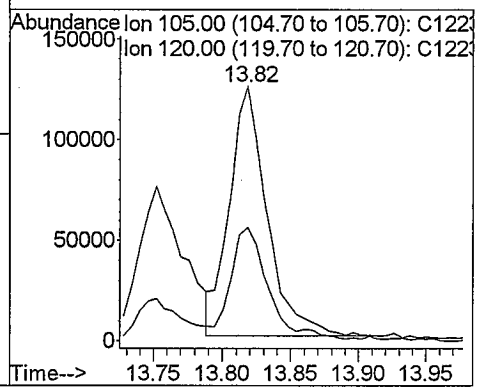

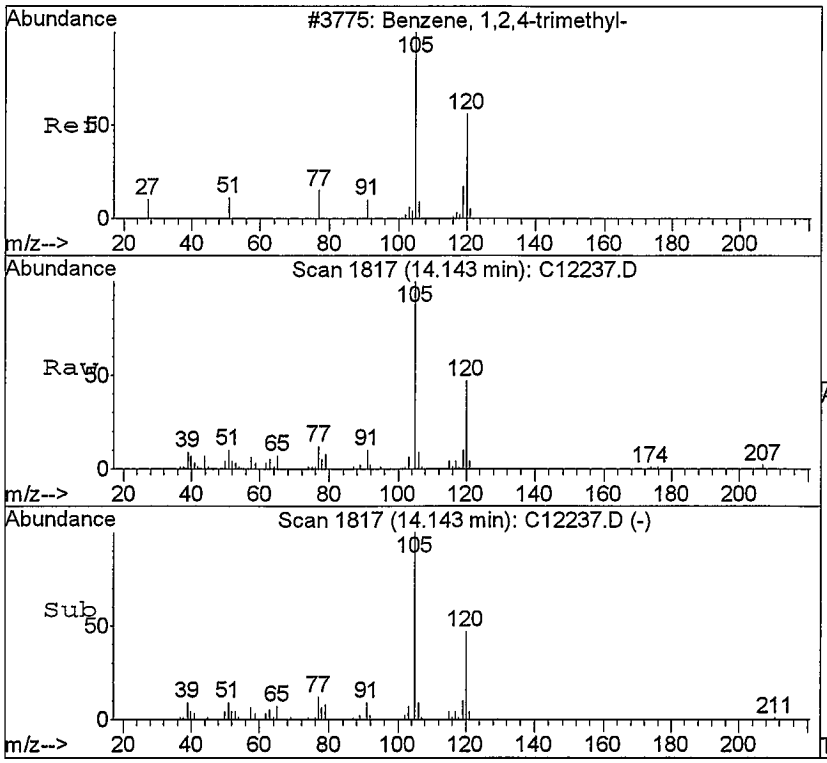

#83
1,2,4-Trimethylbenzene
Concen: 2.43 ppb
RT: 14.14 min Scan# 1817
Delta R.T. -0.00 min
Lab File: C12237.D
Acq: 11 Sep 2008 18:58

Tgt Ion:105 Resp: 193969

Ion	Ratio	Lower	Upper
105	100		
120	47.4	26.5	61.9

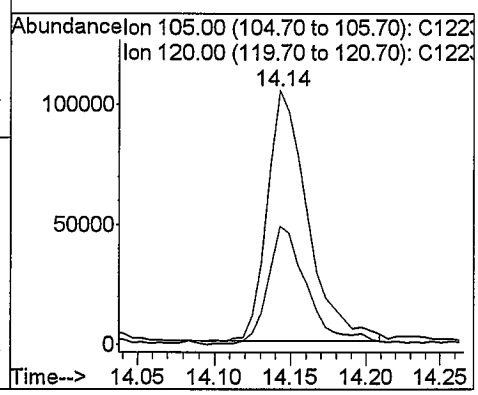

Raw Data Quality Control Samples

Quantitation Report (QT Reviewed)

Data File : C:\HPCHEM\1\DATA\091108\C12216.D
Acq On : 11 Sep 2008 10:47
Sample : VL080911-3CCS
Misc : 10mL water - CCV/LCS
MS Integration Params: ettics.p
Quant Time: Sep 11 11:06 2008

Vial: 5
Operator: twk-sop525r12:
Inst : CSS Instr
Multiplr: 1.00

Quant Results File: 082208W.RES

Quant Method : C:\HPCHEM\1\METHODS\082208W.M (RTE Integrator)
Title : GC/MS Volatiles (S.O.P. 525)
Last Update : Wed Sep 10 11:01:41 2008
Response via : Initial Calibration
DataAcq Meth : 082208W

Internal Standards	R.T.	QIon	Response	Conc Units	Dev(Min)
1) Fluorobenzene	9.35	96	1889648	25.00 ppb	-0.02
52) Chlorobenzene-d5	12.50	82	677510	25.00 ppb	-0.01
72) 1,4-Dichlorobenzene-d4	14.51	152	563203	25.00 ppb	-0.01
System Monitoring Compounds					
34) Dibromofluoromethane	8.55	113	707055	24.14 ppb	-0.01
Spiked Amount 25.000	Range 80 - 124		Recovery = 96.56%		
38) 1,2-dichloroethane-d4	9.01	65	403753	21.87 ppb	-0.02
Spiked Amount 25.000	Range 62 - 139		Recovery = 87.48%		
53) Toluene-d8	11.05	98	1822502	25.09 ppb	-0.01
Spiked Amount 25.000	Range 81 - 119		Recovery = 100.36%		
73) 4-Bromofluorobenzene	13.54	95	580850	23.68 ppb	-0.01
Spiked Amount 25.000	Range 78 - 129		Recovery = 94.72%		

Target Compounds						Qvalue
2) Dichlorodifluoromethane	3.42	85	439334	9.61 ppb		100
3) Chloromethane	3.74	50	500778	10.06 ppb		97
4) Vinyl chloride	3.91	62	337731	9.97 ppb		95
5) Bromomethane	4.46	96	222685	10.13 ppb		85
6) Chloroethane	4.59	64	140835	9.48 ppb		95
7) Trichlorofluoromethane	4.92	101	401415	9.39 ppb		98
8) Ethanol	5.17	45	29917	237.57 ppb		99
9) Acrolein	5.59	56	89835	108.24 ppb		94
10) 1,1,2-Trichloro-1,2,2-trif	5.59	101	324348	10.91 ppb		95
11) 1,1-Dichloroethene	5.67	96	265594	10.10 ppb		97
12) Acetone	5.78	58	29656	38.51 ppb		75
13) Iodomethane	5.94	142	546069	9.80 ppb		95
14) Carbon Disulfide	6.02	76	972215	9.66 ppb		98
15) Allyl chloride	6.16	76	147085	9.65 ppb		93
16) Acetonitrile	6.21	41	167621	94.33 ppb	#	89
17) Methylene chloride	6.35	84	284993	10.20 ppb		97
18) tert-Butanol	6.40	59	37456	50.12 ppb	#	77
19) Methyl-t-butyl-ether	6.60	73	643085	18.64 ppb		97
20) trans-1,2-Dichloroethene	6.66	96	268083	9.51 ppb		97
21) Acrylonitrile	6.71	53	409652	97.23 ppb		98
22) Isopropyl ether	7.15	45	1077091	9.47 ppb		98
23) Vinyl Acetate	7.20	43	297153m	9.62 ppb		
24) 1,1-Dichloroethane	7.23	63	612955	10.08 ppb		94
25) Chloroprene	7.31	53	404173	9.84 ppb		96
26) Ethyl tert-butyl ether	7.62	59	577074	8.91 ppb		95
27) 2,2-Dichloropropane	7.95	77	371273	11.20 ppb		94
28) 2-Butanone	7.97	43	240438	38.92 ppb		97
29) cis-1,2-Dichloroethene	7.97	96	319948	10.35 ppb		92
30) Propionitrile	8.13	54	136838	94.90 ppb	#	94
31) Methacrylonitrile	8.29	67	38560	9.62 ppb		96
32) Bromochloromethane	8.29	128	127540	9.75 ppb		85
33) Chloroform	8.33	83	491868	9.42 ppb		97
35) 1,1,1-Trichloroethane	8.58	97	395824	10.41 ppb		93
36) Carbon tetrachloride	8.76	117	351149	10.29 ppb		94
37) 1,1-Dichloropropene	8.77	75	393997	10.53 ppb		96
39) Isobutyl alcohol	8.79	43	85371	188.33 ppb	#	90
40) tert-Amyl methyl ether	9.06	87	70502	9.56 ppb		73
41) Benzene	9.03	78	1081011	9.81 ppb		96
42) 1,2-Dichloroethane	9.11	62	249192	9.97 ppb		90
43) Trichloroethene	9.76	95	323803	10.55 ppb		95

(#) = qualifier out of range (m) = manual integration

aug/11/08

Quantitation Report (QT Reviewed)

Data File : C:\HPCHEM\1\DATA\091108\C12216.D
Acq On : 11 Sep 2008 10:47
Sample : VL080911-3CCS
Misc : 10mL water - CCV/LCS
MS Integration Params: ettics.p
Quant Time: Sep 11 11:06 2008

Vial: 5
Operator: twk-sop525r12:
Inst : CSS Instr
Multiplr: 1.00

Quant Results File: 082208W.RES

Quant Method : C:\HPCHEM\1\METHODS\082208W.M (RTE Integrator)
Title : GC/MS Volatiles (S.O.P. 525)
Last Update : Wed Sep 10 11:01:41 2008
Response via : Initial Calibration
DataAcq Meth : 082208W

	Compound	R.T.	QIon	Response	Conc	Unit		Qvalue
44)	1,2-Dichloropropane	10.06	63	296175	9.42	ppb		92
45)	Methyl methacrylate	10.07	69	63340	9.62	ppb	#	79
46)	1,4-Dioxane	10.18	88	18313	303.36	ppb	#	84
47)	Dibromomethane	10.21	93	136797	9.09	ppb		93
48)	Bromodichloromethane	10.33	83	307207	9.71	ppb		87
49)	2-Chloroethyl vinyl ether	10.60	63	96730	9.88	ppb		94
50)	cis-1,3-Dichloropropene	10.80	75	356111	10.25	ppb		97
51)	4-Methyl-2-Pentanone	10.91	43	525039	38.89	ppb		95
54)	Toluene	11.13	91	1045952	10.41	ppb		96
55)	Ethyl methacrylate	11.34	69	140186	8.83	ppb	#	92
56)	trans-1,3-Dichloropropene	11.37	75	236913	9.86	ppb		89
57)	1,1,2-Trichloroethane	11.57	83	137938	9.38	ppb		93
58)	Tetrachloroethene	11.66	164	229757	10.58	ppb		95
59)	2-Hexanone	11.74	58	148939	39.58	ppb		87
60)	1,3-Dichloropropane	11.75	76	234045	10.10	ppb		99
61)	Dibromochloromethane	11.96	129	209895	9.39	ppb		96
62)	1,2-Dibromoethane	12.11	107	168309	9.57	ppb		92
63)	1-Chlorohexane	12.41	91	331794	9.02	ppb		95
64)	Chlorobenzene	12.53	112	666251	10.08	ppb		93
65)	Ethylbenzene	12.57	91	1093673	10.14	ppb		100
66)	1,1,1,2-Tetrachloroethane	12.59	131	208395	9.78	ppb		86
67)	m,p-Xylene	12.66	106	830334	21.23	ppb		99
68)	o-Xylene	13.04	106	403849	10.08	ppb		100
69)	Styrene	13.06	104	559793	9.93	ppb		96
70)	Bromoform	13.28	173	106264	9.60	ppb	#	92
71)	Isopropylbenzene	13.33	105	907702	9.48	ppb		97
74)	1,1,2,2-Tetrachloroethane	13.64	83	169210	9.17	ppb		99
75)	trans-1,4-Dichloro-2-buten	13.69	53	37840	9.14	ppb	#	81
76)	n-Propylbenzene	13.69	91	1307444	9.90	ppb		99
77)	1,2,3-Trichloropropane	13.70	110	29879	9.15	ppb		95
78)	Bromobenzene	13.69	156	229437	9.32	ppb		97
79)	1,3,5-Trimethylbenzene	13.82	105	829272	9.66	ppb		99
80)	2-Chlorotoluene	13.82	126	248156	9.44	ppb		90
81)	4-Chlorotoluene	13.91	126	218273	8.95	ppb		87
82)	tert-Butylbenzene	14.10	134	124919	9.49	ppb		97
83)	1,2,4-Trimethylbenzene	14.14	105	762884	9.40	ppb		93
84)	sec-Butylbenzene	14.28	105	1061730	9.45	ppb		100
85)	p-Isopropyltoluene	14.37	119	839090	9.67	ppb		99
86)	1,3-Dichlorobenzene	14.46	146	446882	9.83	ppb		97
87)	1,4-Dichlorobenzene	14.53	146	407453	9.51	ppb		98
88)	n-Butylbenzene	14.71	91	879110	9.94	ppb		99
89)	1,2-Dichlorobenzene	14.86	146	370590	9.62	ppb		98
90)	Hexachloroethane	15.06	201	149558	9.78	ppb		93
91)	1,2-Dibromo-3-chloropropan	15.56	157	19278	9.18	ppb	#	79
92)	1,2,4-Trichlorobenzene	16.31	180	235636	9.87	ppb		95
93)	Hexachlorobutadiene	16.38	225	149118	9.41	ppb		90
94)	Naphthalene	16.61	128	249802	9.19	ppb		100
95)	1,2,3-Trichlorobenzene	16.86	180	185463	9.97	ppb		98

(#) = qualifier out of range (m) = manual integration

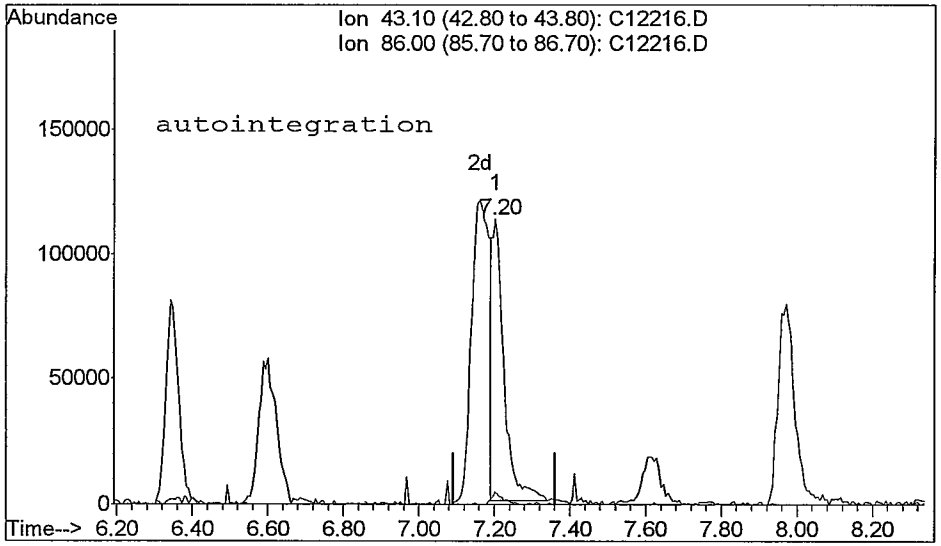

TIC: C12216.D

(23) Vinyl Acetate (T)
7.20min 7.82ppb
response 245558

Ion	Exp%	Act%
43.10	100	100
86.00	2.30	4.40#
0.00	0.00	0.00
0.00	0.00	0.00

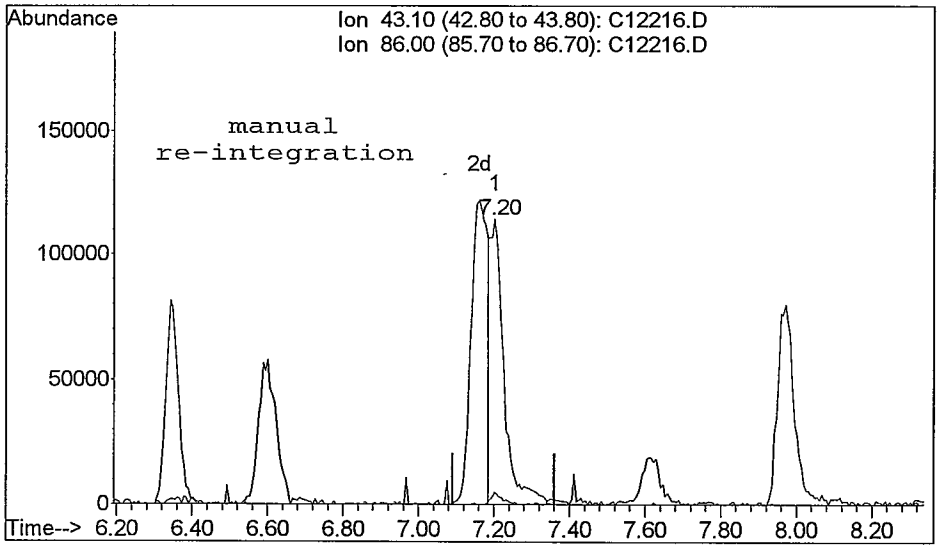

Reason for manual re-integration?

[] missed peak assignment

[] peak saturation (detector shutdown)

[] over-integrated peak's area

[X] under-integrated peak's area

[] other (_____)

initials: m date: 9 / 11 / 08

TIC: C12216.D

(23) Vinyl Acetate (T)
7.20min 9.62ppb m
response 297153

Ion	Exp%	Act%
43.10	100	100
86.00	2.30	4.35#
0.00	0.00	0.00
0.00	0.00	0.00

Quantitation Report

Data File : C:\HPCHEM\1\DATA\091108\C12216.D Vial: 5
Acq On : 11 Sep 2008 10:47 Operator: twk-sop525r12:
Sample : VL080911-3CCS Inst : CSS Instr
Misc : 10mL water - CCV/LCS Multiplr: 1.00
MS Integration Params: ettics.p
Quant Time: Sep 11 11:06 2008 Quant Results File: 082208W.RES

Method : C:\HPCHEM\1\METHODS\082208W.M (RTE Integrator)
Title : GC/MS Volatiles (S.O.P. 525)
Last Update : Wed Sep 10 11:01:41 2008
Response via : Initial Calibration

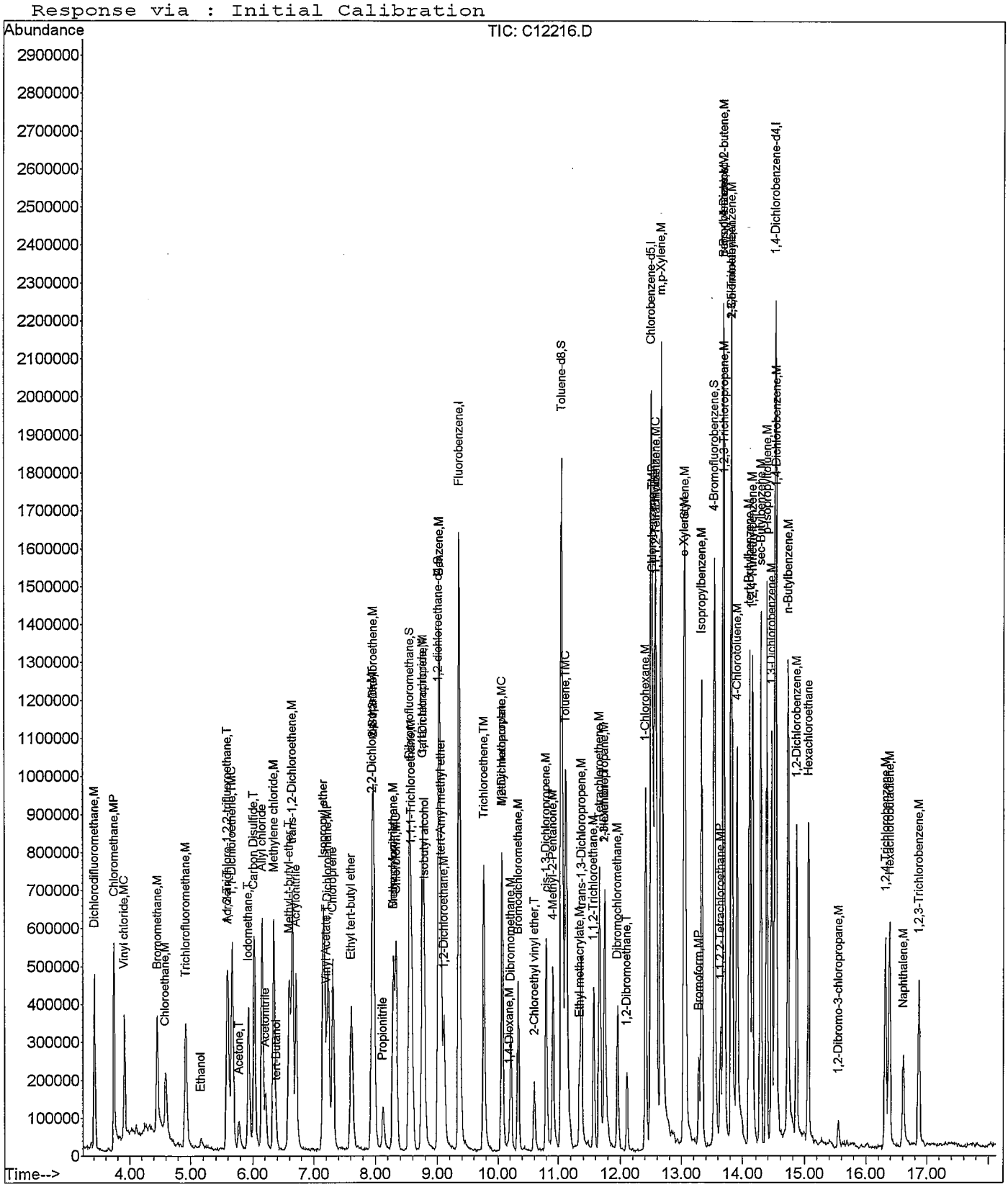

Quantitation Report (Not Reviewed)

Data File : C:\HPCHEM\1\DATA\091108\C12217.D Vial: 6
Acq On : 11 Sep 2008 11:10 Operator: twk-sop525r12:
Sample : VL080911-3LCSD Inst : CSS Instr
Misc : 10mL water Multiplr: 1.00
MS Integration Params: ettics.p
Quant Time: Sep 11 11:52 2008 Quant Results File: 082208W.RES

Quant Method : C:\HPCHEM\1\METHODS\082208W.M (RTE Integrator)
Title : GC/MS Volatiles (S.O.P. 525)
Last Update : Thu Sep 11 11:07:04 2008
Response via : Initial Calibration
DataAcq Meth : 082208W

Internal Standards	R.T.	QIon	Response	Conc Units	Dev(Min)
1) Fluorobenzene	9.36	96	2207651	25.00 ppb	0.00
52) Chlorobenzene-d5	12.50	82	757695	25.00 ppb	0.00
72) 1,4-Dichlorobenzene-d4	14.51	152	608618	25.00 ppb	0.00
System Monitoring Compounds					
34) Dibromofluoromethane	8.55	113	817112	23.88 ppb	0.00
Spiked Amount 25.000	Range 80 - 124		Recovery = 95.52%		
38) 1,2-dichloroethane-d4	9.01	65	465285	21.57 ppb	0.00
Spiked Amount 25.000	Range 62 - 139		Recovery = 86.28%		
53) Toluene-d8	11.05	98	1944728	23.94 ppb	0.00
Spiked Amount 25.000	Range 81 - 119		Recovery = 95.76%		
73) 4-Bromofluorobenzene	13.53	95	674436	25.44 ppb	0.00
Spiked Amount 25.000	Range 78 - 129		Recovery = 101.76%		

Target Compounds						Qvalue
2) Dichlorodifluoromethane	3.42	85	548630	10.27 ppb		98
3) Chloromethane	3.74	50	571312	9.83 ppb		98
4) Vinyl chloride	3.92	62	414486	10.47 ppb		98
5) Bromomethane	4.46	96	277578	10.81 ppb		90
6) Chloroethane	4.60	64	163406	9.41 ppb		93
7) Trichlorofluoromethane	4.93	101	505944	10.13 ppb		97
8) Ethanol	5.18	45	37171	252.66 ppb		100
9) Acrolein	5.59	56	113757	116.65 ppb		98
10) 1,1,2-Trichloro-1,2,2-trif	5.60	101	368025	10.60 ppb		97
11) 1,1-Dichloroethene	5.68	96	304080	9.90 ppb		96
12) Acetone	5.78	58	35493	39.45 ppb		93
13) Iodomethane	5.94	142	665456	10.22 ppb		99
14) Carbon Disulfide	6.03	76	1174997	9.99 ppb		98
15) Allyl chloride	6.16	76	175057	9.83 ppb		93
16) Acetonitrile	6.22	41	200544	96.60 ppb	#	94
17) Methylene chloride	6.35	84	333234	10.21 ppb		98
18) tert-Butanol	6.39	59	47392	54.28 ppb	#	81
19) Methyl-t-butyl-ether	6.60	73	783925	19.45 ppb		97
20) trans-1,2-Dichloroethene	6.65	96	338014	10.26 ppb		99
21) Acrylonitrile	6.71	53	462584	93.98 ppb		95
22) Isopropyl ether	7.16	45	1255128	9.45 ppb		99
23) Vinyl Acetate	7.20	43	343937	9.52 ppb		96
24) 1,1-Dichloroethane	7.23	63	683832	9.63 ppb		99
25) Chloroprene	7.32	53	484733	10.10 ppb		96
26) Ethyl tert-butyl ether	7.62	59	711518	9.41 ppb		97
27) 2,2-Dichloropropane	7.95	77	437378	11.29 ppb		95
28) 2-Butanone	7.97	43	282370	39.12 ppb		99
29) cis-1,2-Dichloroethene	7.97	96	373351	10.34 ppb		88
30) Propionitrile	8.12	54	165355	98.16 ppb	#	91
31) Methacrylonitrile	8.28	67	46341	9.89 ppb	#	72
32) Bromochloromethane	8.29	128	144439	9.45 ppb		99
33) Chloroform	8.33	83	599312	9.83 ppb		98
35) 1,1,1-Trichloroethane	8.58	97	452927	10.20 ppb		94
36) Carbon tetrachloride	8.75	117	400960	10.05 ppb		97
37) 1,1-Dichloropropene	8.77	75	445638	10.19 ppb		97
39) Isobutyl alcohol	8.80	43	98889	186.73 ppb	#	87
40) tert-Amyl methyl ether	9.07	87	84560	9.82 ppb	#	79
41) Benzene	9.03	78	1243437	9.65 ppb		94
42) 1,2-Dichloroethane	9.11	62	287122	9.83 ppb		91
43) Trichloroethene	9.76	95	358009	9.98 ppb		92

(#) = qualifier out of range (m) = manual integration m 9/11/08

Quantitation Report (Not Reviewed)

Data File : C:\HPCHEM\1\DATA\091108\C12217.D Vial: 6
Acq On : 11 Sep 2008 11:10 Operator: twk-sop525r12:
Sample : VL080911-3LCSD Inst : CSS Instr
Misc : 10mL water Multiplr: 1.00
MS Integration Params: ettics.p
Quant Time: Sep 11 11:52 2008 Quant Results File: 082208W.RES

Quant Method : C:\HPCHEM\1\METHODS\082208W.M (RTE Integrator)
Title : GC/MS Volatiles (S.O.P. 525)
Last Update : Thu Sep 11 11:07:04 2008
Response via : Initial Calibration
DataAcq Meth : 082208W

	Compound	R.T.	QIon	Response	Conc	Unit		Qvalue
44)	1,2-Dichloropropane	10.06	63	372598	10.14	ppb		98
45)	Methyl methacrylate	10.07	69	75809	9.86	ppb	#	81
46)	1,4-Dioxane	10.18	88	19351	274.38	ppb	#	78
47)	Dibromomethane	10.21	93	171359	9.75	ppb		100
48)	Bromodichloromethane	10.33	83	358469	9.70	ppb		92
49)	2-Chloroethyl vinyl ether	10.61	63	116093	10.14	ppb		91
50)	cis-1,3-Dichloropropene	10.80	75	417935	10.30	ppb		96
51)	4-Methyl-2-Pentanone	10.91	43	599241	37.99	ppb		93
54)	Toluene	11.12	91	1093210	9.73	ppb		98
55)	Ethyl methacrylate	11.34	69	153985	8.67	ppb	#	90
56)	trans-1,3-Dichloropropene	11.37	75	275716	10.26	ppb		93
57)	1,1,2-Trichloroethane	11.57	83	172814	10.51	ppb		92
58)	Tetrachloroethene	11.66	164	246651	10.16	ppb		87
59)	2-Hexanone	11.74	58	162313	38.57	ppb		96
60)	1,3-Dichloropropane	11.75	76	248301	9.58	ppb		100
61)	Dibromochloromethane	11.96	129	246880	9.88	ppb		95
62)	1,2-Dibromoethane	12.11	107	193845	9.85	ppb		97
63)	1-Chlorohexane	12.41	91	417692	10.15	ppb		97
64)	Chlorobenzene	12.53	112	661478	8.95	ppb		99
65)	Ethylbenzene	12.56	91	1078255	8.94	ppb		97
66)	1,1,1,2-Tetrachloroethane	12.59	131	236918	9.94	ppb		96
67)	m,p-Xylene	12.67	106	937562	21.44	ppb		96
68)	o-Xylene	13.04	106	400967	8.95	ppb		98
69)	Styrene	13.06	104	599194	9.51	ppb		98
70)	Bromoform	13.29	173	117044	9.46	ppb		96
71)	Isopropylbenzene	13.33	105	1082457	10.11	ppb		96
74)	1,1,2,2-Tetrachloroethane	13.63	83	188918	9.47	ppb		96
75)	trans-1,4-Dichloro-2-buten	13.69	53	43512	9.73	ppb	#	82
76)	n-Propylbenzene	13.69	91	1453658	10.18	ppb		99
77)	1,2,3-Trichloropropane	13.71	110	32494	9.21	ppb		86
78)	Bromobenzene	13.69	156	267504	10.05	ppb		90
79)	1,3,5-Trimethylbenzene	13.81	105	932730	10.05	ppb		99
80)	2-Chlorotoluene	13.82	126	275968	9.72	ppb		88
81)	4-Chlorotoluene	13.91	126	254746	9.67	ppb		97
82)	tert-Butylbenzene	14.09	134	144355	10.15	ppb		96
83)	1,2,4-Trimethylbenzene	14.14	105	890808	10.16	ppb		99
84)	sec-Butylbenzene	14.27	105	1220409	10.05	ppb		99
85)	p-Isopropyltoluene	14.37	119	935949	9.98	ppb		99
86)	1,3-Dichlorobenzene	14.45	146	460365	9.37	ppb		99
87)	1,4-Dichlorobenzene	14.53	146	454904	9.83	ppb		98
88)	n-Butylbenzene	14.72	91	978720	10.24	ppb		99
89)	1,2-Dichlorobenzene	14.86	146	382019	9.18	ppb		98
90)	Hexachloroethane	15.06	201	168348	10.18	ppb		94
91)	1,2-Dibromo-3-chloropropan	15.55	157	20341	8.97	ppb		69
92)	1,2,4-Trichlorobenzene	16.31	180	252560	9.79	ppb		96
93)	Hexachlorobutadiene	16.38	225	160121	9.35	ppb		96
94)	Naphthalene	16.60	128	268967	9.16	ppb		100
95)	1,2,3-Trichlorobenzene	16.87	180	185977	9.25	ppb		98

(#) = qualifier out of range (m) = manual integration

Quantitation Report

Data File : C:\HPCHEM\1\DATA\091108\C12217.D
Acq On : 11 Sep 2008 11:10
Sample : VL080911-3LCSD
Misc : 10mL water
MS Integration Params: ettics.p
Quant Time: Sep 11 11:52 2008

Vial: 6
Operator: twk-sop525r12:
Inst : CSS Instr
Multiplr: 1.00

Quant Results File: 082208W.RES

Method : C:\HPCHEM\1\METHODS\082208W.M (RTE Integrator)
Title : GC/MS Volatiles (S.O.P. 525)
Last Update : Thu Sep 11 11:07:04 2008
Response via : Initial Calibration

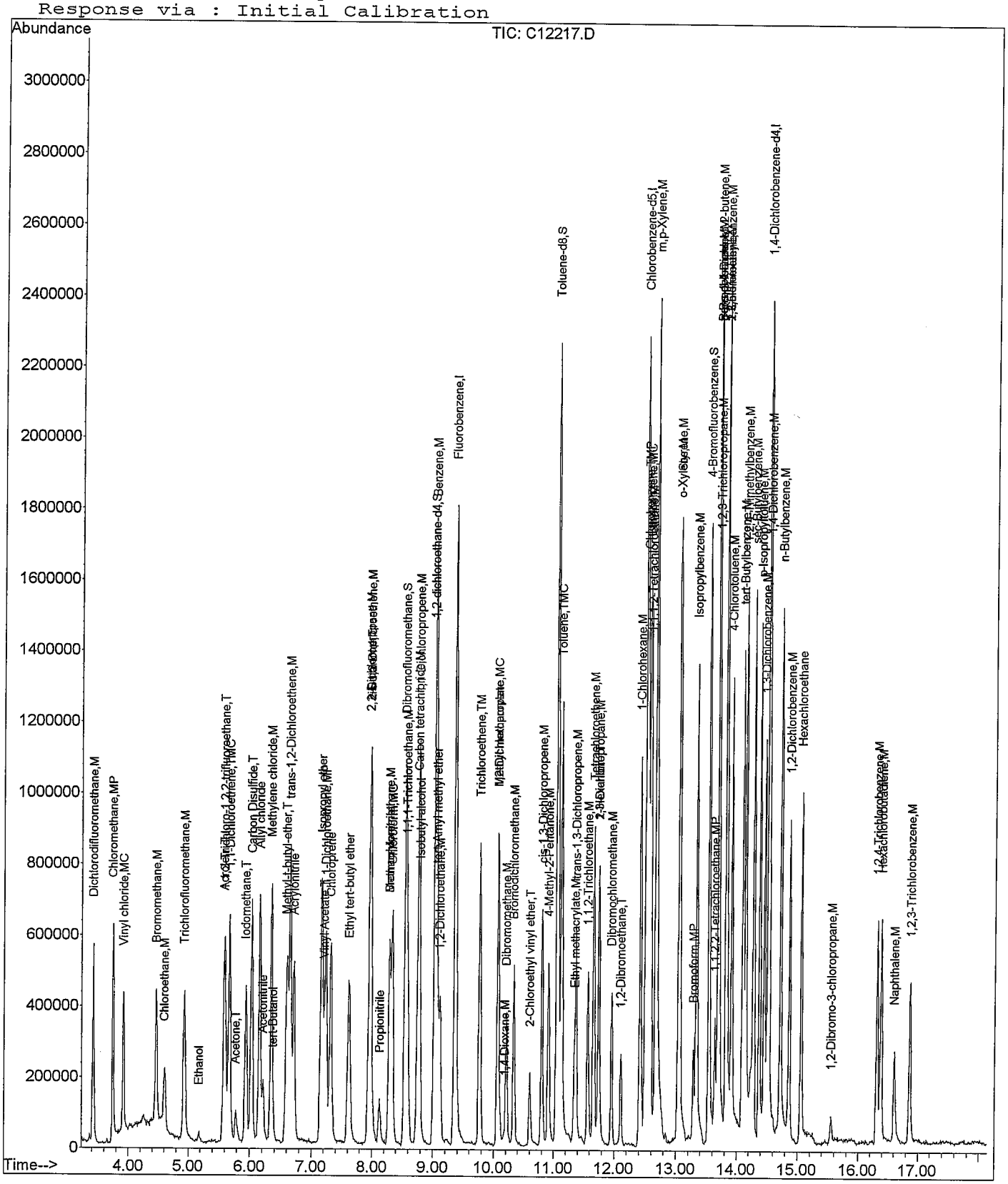
Abundance
TIC: C12217.D
Time-->
Dichlorodifluoromethane,M
Chloromethane,MP
Vinyl chloride,MC
Bromomethane,M
Chloroethane,M
Trichlorofluoromethane,M
Ethanol
Acetone,T
Iodomethane,T
Carbon Disulfide,T
Allyl chloride
Methylene chloride,M
Acrylonitrile
tert-Butanol
Methyl-t-butyl-ether,T
trans-1,2-Dichloroethene,M
Ethyl tert-butyl ether
Propionitrile
Fluorobenzene,I
Trichloroethene,TM
Toluene-d8,S
Toluene,TMC
Chlorobenzene-d5,I
m,p-Xylene,M
o-Xylene,M
Isopropylbenzene,M
Bromoform,MP
1-Chlorohexane,M
1,2-Dichlorobenzene,M
Hexachloroethane
1,2-Dibromo-3-chloropropane,M
Naphthalene,M
1,2,3-Trichlorobenzene,M
1,4-Dichlorobenzene-d4,I
n-Butylbenzene,M
4-Chlorotoluene,M
tert-Butylbenzene,M
4-Bromofluorobenzene,S
1,2,3-Trichloropropane,M
1,1,2,2-Tetrachloroethane,MP
2-Chloroethyl vinyl ether,T
4-Methyl-2-Pentanone,M
1,2-Dibromoethane,T
Dibromochloromethane,M
Dibromomethane,M
1,4-Dioxane,M
Ethyl methacrylate,M
trans-1,3-Dichloropropene,M
1,1,2-Trichloroethane,M
Tetrachloroethene,M
1,2-Dichloroethane-d4,S
1,2-Dichloroethane,M
Dibromofluoromethane,S
Carbon tetrachloride,M
Chloroprene,M
Methyl tert-butyl ether
Methyl methacrylate,MC
Methyl methacrylate,M
Methyl acrylate,M
Methyl acrylate,MC
Methyl acrylate,T
Methyl acrylate,S
Methyl acrylate,I

Quantitation Report (Not Reviewed)

Data File : C:\HPCHEM\1\DATA\091108\C12238.D
Acq On : 11 Sep 2008 19:22
Sample : 0809076-11MS
Misc : 10mL water
MS Integration Params: ettics.p
Quant Time: Sep 11 20:48 2008

Vial: 26
Operator: twk-sop525r12:
Inst : CSS Instr
Multiplr: 1.00
Quant Results File: 082208W.RES

Quant Method : C:\HPCHEM\1\METHODS\082208W.M (RTE Integrator)
Title : GC/MS Volatiles (S.O.P. 525)
Last Update : Thu Sep 11 11:07:04 2008
Response via : Initial Calibration
DataAcq Meth : 082208W

Internal Standards	R.T.	QIon	Response	Conc	Units	Dev(Min)
1) Fluorobenzene	9.36	96	1708904	25.00	ppb	0.00
52) Chlorobenzene-d5	12.50	82	730471	25.00	ppb	0.00
72) 1,4-Dichlorobenzene-d4	14.51	152	550060	25.00	ppb	0.00
System Monitoring Compounds						
34) Dibromofluoromethane	8.55	113	695684	26.27	ppb	0.00
Spiked Amount 25.000	Range 80 - 124		Recovery = 105.08%			
38) 1,2-dichloroethane-d4	9.02	65	393653	23.58	ppb	0.00
Spiked Amount 25.000	Range 62 - 139		Recovery = 94.32%			
53) Toluene-d8	11.06	98	1755591	22.42	ppb	0.00
Spiked Amount 25.000	Range 81 - 119		Recovery = 89.68%			
73) 4-Bromofluorobenzene	13.54	95	608009	25.38	ppb	0.00
Spiked Amount 25.000	Range 78 - 129		Recovery = 101.52%			

Target Compounds						Qvalue
2) Dichlorodifluoromethane	3.42	85	409501	9.90	ppb	97
3) Chloromethane	3.74	50	470743	10.46	ppb	96
4) Vinyl chloride	3.92	62	318942	10.41	ppb	97
5) Bromomethane	4.46	96	208306	10.48	ppb	91
6) Chloroethane	4.60	64	128954	9.60	ppb	93
7) Trichlorofluoromethane	4.93	101	398343	10.30	ppb	95
8) Ethanol	5.17	45	24614	216.14	ppb #	76
10) 1,1,2-Trichloro-1,2,2-trif	5.60	101	294634	10.96	ppb	93
11) 1,1-Dichloroethene	5.68	96	261630	11.01	ppb	95
12) Acetone	5.77	58	30269	43.46	ppb	96
13) Iodomethane	5.94	142	542215	10.76	ppb	98
14) Carbon Disulfide	6.03	76	950696	10.44	ppb	99
15) Allyl chloride	6.16	76	140953	10.23	ppb	81
16) Acetonitrile	6.21	41	168479	104.84	ppb	92
17) Methylene chloride	6.35	84	285371	11.29	ppb	96
18) tert-Butanol	6.39	59	37142	54.96	ppb #	96
19) Methyl-t-butyl-ether	6.60	73	699244	22.41	ppb	98
20) trans-1,2-Dichloroethene	6.65	96	290792	11.40	ppb	94
22) Isopropyl ether	7.16	45	1126717	10.96	ppb	98
23) Vinyl Acetate	7.20	43	229628	8.11	ppb #	94
24) 1,1-Dichloroethane	7.24	63	582751	10.60	ppb	97
25) Chloroprene	7.32	53	372536	10.03	ppb #	95
26) Ethyl tert-butyl ether	7.61	59	621982	10.62	ppb	97
27) 2,2-Dichloropropane	7.96	77	324994	10.84	ppb	97
28) 2-Butanone	7.97	43	263231	47.11	ppb	96
29) cis-1,2-Dichloroethene	7.97	96	322160	11.52	ppb	94
30) Propionitrile	8.12	54	143342	109.93	ppb	98
31) Methacrylonitrile	8.29	67	40576	11.19	ppb #	76
32) Bromochloromethane	8.29	128	135083	11.41	ppb	92
33) Chloroform	8.33	83	559913	11.86	ppb	96
35) 1,1,1-Trichloroethane	8.58	97	390084	11.35	ppb	92
36) Carbon tetrachloride	8.75	117	338448	10.96	ppb	94
37) 1,1-Dichloropropene	8.77	75	396983	11.73	ppb	97
39) Isobutyl alcohol	8.80	43	78308	191.02	ppb	93
40) tert-Amyl methyl ether	9.07	87	76226	11.44	ppb	82
41) Benzene	9.03	78	1027758	10.31	ppb	95
42) 1,2-Dichloroethane	9.11	62	232867	10.30	ppb	96
43) Trichloroethene	9.76	95	302048	10.88	ppb	89
44) 1,2-Dichloropropane	10.06	63	302007	10.62	ppb	92
45) Methyl methacrylate	10.07	69	62826	10.56	ppb #	61

(#) = qualifier out of range (m) = manual integration

mu 9/12/08

Quantitation Report (Not Reviewed)

Data File : C:\HPCHEM\1\DATA\091108\C12238.D
Acq On : 11 Sep 2008 19:22
Sample : 0809076-11MS
Misc : 10mL water
MS Integration Params: ettics.p
Quant Time: Sep 11 20:48 2008

Vial: 26
Operator: twk-sop525r12:
Inst : CSS Instr
Multiplr: 1.00
Quant Results File: 082208W.RES

Quant Method : C:\HPCHEM\1\METHODS\082208W.M (RTE Integrator)
Title : GC/MS Volatiles (S.O.P. 525)
Last Update : Thu Sep 11 11:07:04 2008
Response via : Initial Calibration
DataAcq Meth : 082208W

	Compound	R.T.	QIon	Response	Conc	Unit		Qvalue
46)	1,4-Dioxane	10.17	88	8877	162.60	ppb	#	54
47)	Dibromomethane	10.21	93	154619	11.37	ppb		89
48)	Bromodichloromethane	10.33	83	308629	10.79	ppb		90
49)	2-Chloroethyl vinyl ether	10.80	63	2224	0.25	ppb	#	43
50)	cis-1,3-Dichloropropene	10.80	75	336216	10.70	ppb		97
51)	4-Methyl-2-Pentanone	10.91	43	588663	48.22	ppb		93
54)	Toluene	11.12	91	992690	9.16	ppb		97
55)	Ethyl methacrylate	11.34	69	145621	8.50	ppb	#	93
56)	trans-1,3-Dichloropropene	11.37	75	239759	9.25	ppb		92
57)	1,1,2-Trichloroethane	11.57	83	155719	9.82	ppb		96
58)	Tetrachloroethene	11.66	164	205455	8.77	ppb		97
59)	2-Hexanone	11.74	58	173365	42.73	ppb		87
60)	1,3-Dichloropropane	11.75	76	241964	9.68	ppb		89
61)	Dibromochloromethane	11.96	129	222545	9.24	ppb		95
62)	1,2-Dibromoethane	12.11	107	177958	9.38	ppb		97
63)	1-Chlorohexane	12.41	91	337467	8.51	ppb		97
64)	Chlorobenzene	12.53	112	638003	8.95	ppb		94
65)	Ethylbenzene	12.56	91	1017909	8.76	ppb		97
66)	1,1,1,2-Tetrachloroethane	12.59	131	200216	8.72	ppb		94
67)	m,p-Xylene	12.67	106	783471	18.58	ppb		97
68)	o-Xylene	13.04	106	404799	9.37	ppb		95
69)	Styrene	13.06	104	551704	9.08	ppb		98
70)	Bromoform	13.29	173	108501	9.09	ppb	#	92
71)	Isopropylbenzene	13.33	105	933759	9.04	ppb		95
74)	1,1,2,2-Tetrachloroethane	13.64	83	174940	9.71	ppb		96
75)	trans-1,4-Dichloro-2-buten	13.68	53	43117	10.66	ppb	#	67
76)	n-Propylbenzene	13.69	91	1268075	9.83	ppb		98
77)	1,2,3-Trichloropropane	13.71	110	33371	10.46	ppb		89
78)	Bromobenzene	13.69	156	244449	10.16	ppb		92
79)	1,3,5-Trimethylbenzene	13.81	105	826593	9.86	ppb		99
80)	2-Chlorotoluene	13.83	126	247530	9.64	ppb		96
81)	4-Chlorotoluene	13.92	126	237638	9.98	ppb		99
82)	tert-Butylbenzene	14.10	134	128513	10.00	ppb		93
83)	1,2,4-Trimethylbenzene	14.14	105	757711	9.56	ppb		99
84)	sec-Butylbenzene	14.28	105	1037171	9.45	ppb		99
85)	p-Isopropyltoluene	14.37	119	797120	9.41	ppb		99
86)	1,3-Dichlorobenzene	14.46	146	436446	9.83	ppb		95
87)	1,4-Dichlorobenzene	14.53	146	377991	9.04	ppb		95
88)	n-Butylbenzene	14.72	91	836535	9.69	ppb		99
89)	1,2-Dichlorobenzene	14.87	146	347548	9.24	ppb		98
90)	Hexachloroethane	15.06	201	129828	8.69	ppb	#	88
91)	1,2-Dibromo-3-chloropropan	15.56	157	18833	9.19	ppb		92
92)	1,2,4-Trichlorobenzene	16.31	180	253332	10.87	ppb		93
93)	Hexachlorobutadiene	16.38	225	145883	9.42	ppb		88
94)	Naphthalene	16.61	128	284358	10.72	ppb		100
95)	1,2,3-Trichlorobenzene	16.87	180	181692	10.00	ppb		95

(#) = qualifier out of range (m) = manual integration

Quantitation Report

Data File : C:\HPCHEM\1\DATA\091108\C12238.D Vial: 26
Acq On : 11 Sep 2008 19:22 Operator: twk-sop525r12:
Sample : 0809076-11MS Inst : CSS Instr
Misc : 10mL water Multiplr: 1.00
MS Integration Params: ettics.p
Quant Time: Sep 11 20:48 2008 Quant Results File: 082208W.RES

Method : C:\HPCHEM\1\METHODS\082208W.M (RTE Integrator)
Title : GC/MS Volatiles (S.O.P. 525)
Last Update : Thu Sep 11 11:07:04 2008
Response via : Initial Calibration

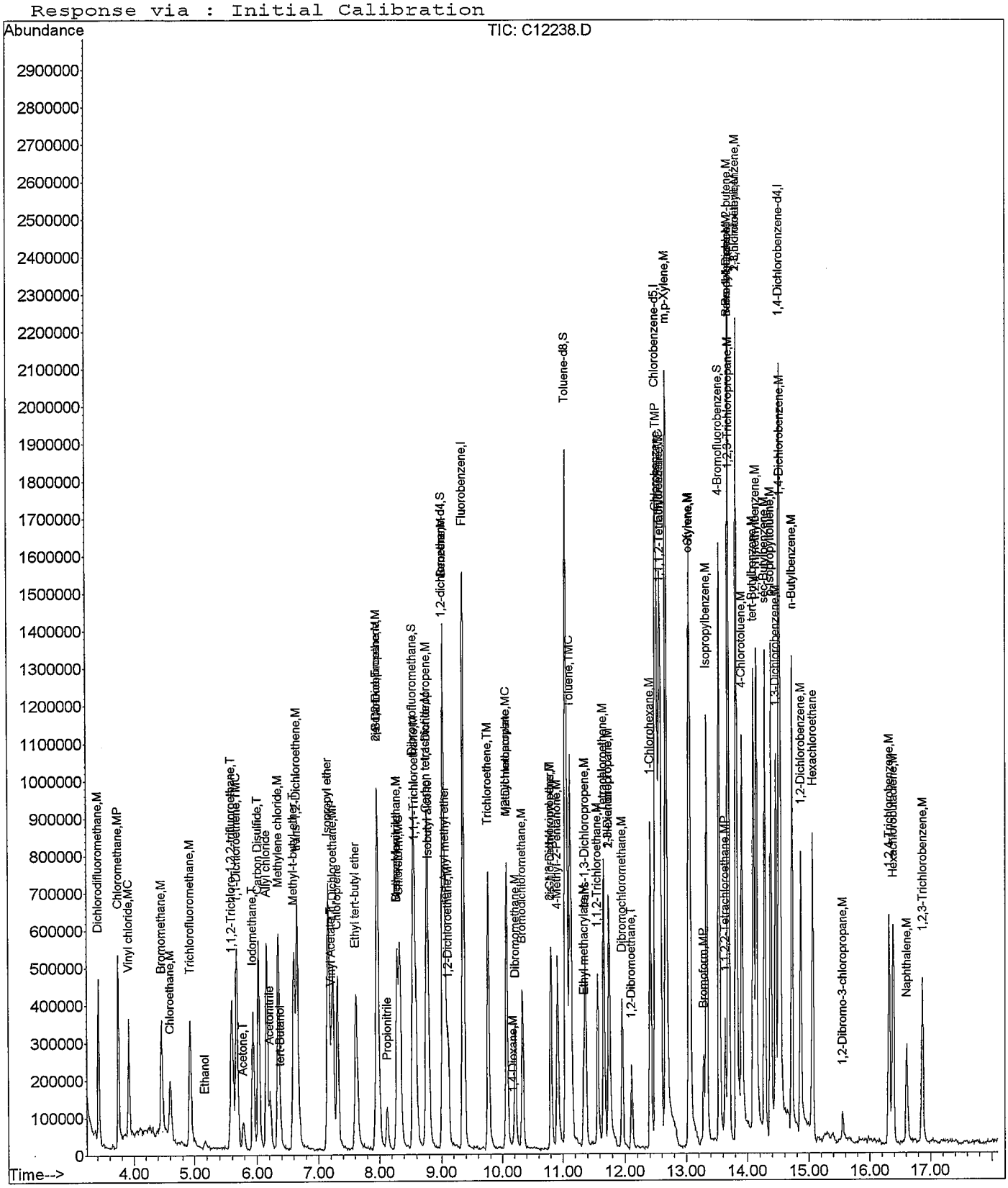

Quantitation Report (Not Reviewed)

Data File : C:\HPCHEM\1\DATA\091108\C12239.D
Acq On : 11 Sep 2008 19:45
Sample : 0809076-11MSD
Misc : 10mL water
MS Integration Params: ettics.p
Quant Time: Sep 11 20:49 2008

Vial: 27
Operator: twk-sop525r12:
Inst : CSS Instr
Multiplr: 1.00
Quant Results File: 082208W.RES

Quant Method : C:\HPCHEM\1\METHODS\082208W.M (RTE Integrator)
Title : GC/MS Volatiles (S.O.P. 525)
Last Update : Thu Sep 11 11:07:04 2008
Response via : Initial Calibration
DataAcq Meth : 082208W

Internal Standards	R.T.	QIon	Response	Conc	Units	Dev(Min)
1) Fluorobenzene	9.36	96	1727766	25.00	ppb	0.00
52) Chlorobenzene-d5	12.50	82	712183	25.00	ppb	0.00
72) 1,4-Dichlorobenzene-d4	14.51	152	556606	25.00	ppb	0.00
System Monitoring Compounds						
34) Dibromofluoromethane	8.55	113	689645	25.76	ppb	0.00
Spiked Amount 25.000	Range 80 - 124		Recovery = 103.04%			
38) 1,2-dichloroethane-d4	9.02	65	388477	23.02	ppb	0.00
Spiked Amount 25.000	Range 62 - 139		Recovery = 92.08%			
53) Toluene-d8	11.05	98	1566660	20.52	ppb	0.00
Spiked Amount 25.000	Range 81 - 119		Recovery = 82.08%			
73) 4-Bromofluorobenzene	13.54	95	612677	25.27	ppb	0.00
Spiked Amount 25.000	Range 78 - 129		Recovery = 101.08%			

Target Compounds							Qvalue
2) Dichlorodifluoromethane	3.42	85	437387	10.46	ppb		91
3) Chloromethane	3.74	50	476351	10.47	ppb		98
4) Vinyl chloride	3.92	62	329885	10.65	ppb		94
5) Bromomethane	4.46	96	215351	10.71	ppb		85
6) Chloroethane	4.60	64	132437	9.75	ppb		89
7) Trichlorofluoromethane	4.92	101	390435	9.99	ppb		97
8) Ethanol	5.17	45	31625	274.67	ppb	#	81
10) 1,1,2-Trichloro-1,2,2-trif	5.60	101	295495	10.87	ppb		95
11) 1,1-Dichloroethene	5.67	96	252718	10.52	ppb		93
12) Acetone	5.79	58	29708	42.19	ppb		95
13) Iodomethane	5.93	142	534911	10.50	ppb		96
14) Carbon Disulfide	6.02	76	957940	10.41	ppb		99
15) Allyl chloride	6.16	76	140586	10.09	ppb		93
16) Acetonitrile	6.21	41	181343	111.61	ppb		93
17) Methylene chloride	6.35	84	274059	10.73	ppb		90
18) tert-Butanol	6.39	59	44035	64.44	ppb	#	95
19) Methyl-t-butyl-ether	6.60	73	680568	21.57	ppb		94
20) trans-1,2-Dichloroethene	6.66	96	271763	10.54	ppb		95
22) Isopropyl ether	7.17	45	1077656	10.37	ppb		99
23) Vinyl Acetate	7.20	43	223893	7.80	ppb		96
24) 1,1-Dichloroethane	7.23	63	600490	10.80	ppb		92
25) Chloroprene	7.32	53	373948	9.96	ppb		97
26) Ethyl tert-butyl ether	7.62	59	629279	10.63	ppb		97
27) 2,2-Dichloropropane	7.95	77	305950	10.09	ppb		99
28) 2-Butanone	7.97	43	246218	43.58	ppb		96
29) cis-1,2-Dichloroethene	7.97	96	316565	11.20	ppb		93
30) Propionitrile	8.13	54	147708	112.04	ppb	#	87
31) Methacrylonitrile	8.29	67	39551	10.79	ppb		96
32) Bromochloromethane	8.29	128	131794	11.01	ppb		83
33) Chloroform	8.34	83	528636	11.07	ppb		98
35) 1,1,1-Trichloroethane	8.58	97	372913	10.73	ppb		94
36) Carbon tetrachloride	8.76	117	351168	11.25	ppb		95
37) 1,1-Dichloropropene	8.78	75	399835	11.69	ppb		97
39) Isobutyl alcohol	8.79	43	93089	224.60	ppb	#	93
40) tert-Amyl methyl ether	9.06	87	73793	10.95	ppb		68
41) Benzene	9.04	78	1029768	10.22	ppb		98
42) 1,2-Dichloroethane	9.11	62	260699	11.40	ppb		94
43) Trichloroethene	9.76	95	285211	10.16	ppb		92
44) 1,2-Dichloropropane	10.06	63	335352	11.66	ppb		96
45) Methyl methacrylate	10.07	69	66430	11.04	ppb		92

(#) = qualifier out of range (m) = manual integration m 9/12/08

Quantitation Report (Not Reviewed)

Data File : C:\HPCHEM\1\DATA\091108\C12239.D
Acq On : 11 Sep 2008 19:45
Sample : 0809076-11MSD
Misc : 10mL water
MS Integration Params: ettics.p
Quant Time: Sep 11 20:49 2008

Vial: 27
Operator: twk-sop525r12:
Inst : CSS Instr
Multiplr: 1.00

Quant Results File: 082208W.RES

Quant Method : C:\HPCHEM\1\METHODS\082208W.M (RTE Integrator)
Title : GC/MS Volatiles (S.O.P. 525)
Last Update : Thu Sep 11 11:07:04 2008
Response via : Initial Calibration
DataAcq Meth : 082208W

	Compound	R.T.	QIon	Response	Conc	Unit		Qvalue
46)	1,4-Dioxane	10.18	88	16669	302.00	ppb	#	89
47)	Dibromomethane	10.21	93	144679	10.52	ppb		94
48)	Bromodichloromethane	10.33	83	310273	10.73	ppb		88
50)	cis-1,3-Dichloropropene	10.80	75	346916	10.92	ppb		97
51)	4-Methyl-2-Pentanone	10.92	43	608829	49.32	ppb	#	89
54)	Toluene	11.13	91	944896	8.94	ppb		96
55)	Ethyl methacrylate	11.34	69	151731	9.09	ppb		96
56)	trans-1,3-Dichloropropene	11.37	75	238531	9.44	ppb		97
57)	1,1,2-Trichloroethane	11.57	83	153064	9.90	ppb		93
58)	Tetrachloroethene	11.66	164	193866	8.49	ppb		95
59)	2-Hexanone	11.74	58	161893	40.93	ppb		89
60)	1,3-Dichloropropane	11.75	76	236484	9.71	ppb		95
61)	Dibromochloromethane	11.96	129	216650	9.22	ppb		100
62)	1,2-Dibromoethane	12.11	107	174774	9.45	ppb		98
63)	1-Chlorohexane	12.41	91	349491	9.04	ppb		95
64)	Chlorobenzene	12.53	112	622975	8.96	ppb		97
65)	Ethylbenzene	12.56	91	1012580	8.93	ppb		92
66)	1,1,1,2-Tetrachloroethane	12.59	131	212387	9.48	ppb		97
67)	m,p-Xylene	12.67	106	808605	19.67	ppb		100
68)	o-Xylene	13.04	106	409805	9.73	ppb		96
69)	Styrene	13.06	104	553765	9.35	ppb		98
70)	Bromoform	13.29	173	110248	9.48	ppb		99
71)	Isopropylbenzene	13.33	105	931347	9.25	ppb		92
74)	1,1,2,2-Tetrachloroethane	13.64	83	181998	9.98	ppb		99
75)	trans-1,4-Dichloro-2-buten	13.69	53	42258	10.33	ppb		85
76)	n-Propylbenzene	13.69	91	1283053	9.83	ppb		99
77)	1,2,3-Trichloropropane	13.70	110	32902	10.20	ppb		95
78)	Bromobenzene	13.69	156	249558	10.25	ppb		97
79)	1,3,5-Trimethylbenzene	13.82	105	810807	9.55	ppb		95
80)	2-Chlorotoluene	13.82	126	245918	9.47	ppb		100
81)	4-Chlorotoluene	13.92	126	232978	9.67	ppb		93
82)	tert-Butylbenzene	14.10	134	126846	9.75	ppb		94
83)	1,2,4-Trimethylbenzene	14.14	105	736112	9.18	ppb		99
84)	sec-Butylbenzene	14.28	105	1071127	9.64	ppb		97
85)	p-Isopropyltoluene	14.37	119	806357	9.40	ppb		99
86)	1,3-Dichlorobenzene	14.46	146	433451	9.65	ppb		97
87)	1,4-Dichlorobenzene	14.53	146	399149	9.43	ppb		98
88)	n-Butylbenzene	14.71	91	877647	10.04	ppb		97
89)	1,2-Dichlorobenzene	14.86	146	364801	9.58	ppb		97
90)	Hexachloroethane	15.06	201	142580	9.43	ppb		95
91)	1,2-Dibromo-3-chloropropan	15.56	157	20710	9.98	ppb		89
92)	1,2,4-Trichlorobenzene	16.31	180	237603	10.07	ppb		99
93)	Hexachlorobutadiene	16.38	225	141572	9.04	ppb		90
94)	Naphthalene	16.61	128	288229	10.73	ppb		100
95)	1,2,3-Trichlorobenzene	16.87	180	202257	11.00	ppb		97

(#) = qualifier out of range (m) = manual integration

Quantitation Report

Data File : C:\HPCHEM\1\DATA\091108\C12239.D Vial: 27
Acq On : 11 Sep 2008 19:45 Operator: twk-sop525r12:
Sample : 0809076-11MSD Inst : CSS Instr
Misc : 10mL water Multiplr: 1.00
MS Integration Params: ettics.p
Quant Time: Sep 11 20:49 2008 Quant Results File: 082208W.RES

Method : C:\HPCHEM\1\METHODS\082208W.M (RTE Integrator)
Title : GC/MS Volatiles (S.O.P. 525)
Last Update : Thu Sep 11 11:07:04 2008
Response via : Initial Calibration

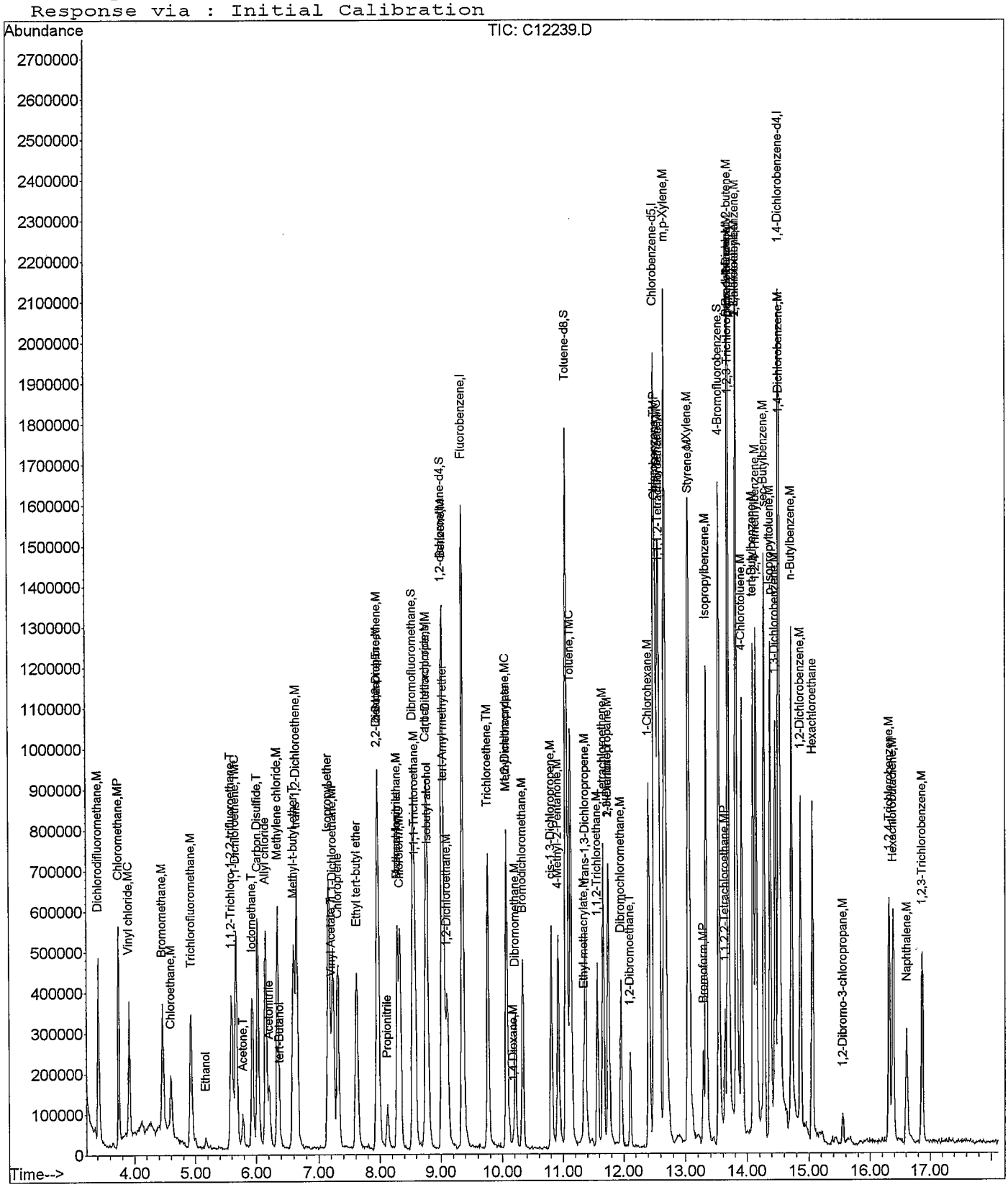

Paragon Analytics

INORGANICS CASE NARRATIVE

URS

Prather Phase 1 Investigation

Order Number - 0809076

1. This report consists of 11 water samples.
2. The samples were received cool and intact on 09/11/08.
3. The samples had been correctly preserved for the requested analyses with the exception of the samples for sulfide. The client directed Paragon to not add additional preservation to the sulfide bottles.
4. The samples were prepared for analysis based on Methods for the Chemical Analysis of Waters and Wastes (MCAWW), May 1994 procedures and Environmental Monitoring Systems Laboratory (EMSL) Rev 2.1 procedures.
5. The samples were analyzed following MCAWW and EMSL procedures for the following methods:

Analyte	Method	SOP #
Alkalinity	310.1	1106 Rev 6
Bicarbonate	310.1	1106 Rev 6
Carbonate	310.1	1106 Rev 6
Hydroxide	310.1	1106 Rev 6
Specific conductance	120.1	1128 Rev 9
Sulfide	376.1	1120 Rev 5
TDS	160.1	1101 Rev 10
Bromide	300.0	1113 Rev 11
Chloride	300.0	1113 Rev 11
Fluoride	300.0	1113 Rev 11
Nitrate as N	300.0	1113 Rev 11
Nitrite as N	300.0	1113 Rev 11
Sulfate	300.0	1113 Rev 11

6. All standards and solutions were used within their recommended shelf life.
7. The samples were prepared and analyzed within the established hold time for each analysis.

All in house quality control procedures were followed, as described below.

8. General quality control procedures.

   - A preparation (method) blank and laboratory control sample (LCS) were prepared and analyzed with the samples in each applicable preparation batch. There were not more than 20 samples in each preparation batch.
   - The method blank associated with each applicable batch was below the reporting limit for the requested analytes. This indicates that no contaminants were introduced to the samples during preparation and analysis.
   - The LCS was within the acceptance limits for each applicable analysis.
   - All initial and continuing calibration blanks (ICB/CCB) associated with each applicable analytical batch were below the reporting limit for the requested analytes with the exception of CCB4 for chloride. The samples bracketed by this CCB contained more than ten times the concentration of chloride that was detected in the CCB.
   - All initial and continuing calibration verifications (ICV/CCV) associated with each applicable analytical batch were within the acceptance criteria for the requested analytes. This indicates a valid calibration and stable instrument conditions.

9. Matrix specific quality control procedures.

   Sample 0809076-11 was designated as the quality control sample for each analysis.

   Similarity of matrix and therefore relevance of the QC results should not be automatically inferred for any sample other than the native sample selected for QC.

   - A matrix spike (MS) and matrix spike duplicate (MSD) were prepared and analyzed with the bromide, chloride, fluoride, nitrate as N, nitrite as N, and sulfate batch. All guidance criteria for precision and accuracy were met with the following exceptions:

Analyte	Sample ID
Nitrite as N	0809076-11MS & MSD

     The native sample result is flagged for nitrite as N. The laboratory control sample indicates that the procedure was in control.

   - Matrix spike recoveries could not be evaluated for the following analyte:

Analyte	Sample ID
Chloride	0809076-11MS & MSD

     The chloride concentration in the native sample was above the analytical range; therefore accurate quantitation of MS/MSD recoveries were not possible as the spike added was small relative to the unspiked sample concentration. The LCS, ICV, and CCV results indicate the procedure was in control for this analyte.

- A sample duplicate was prepared and analyzed with the alkalinity, bicarbonate, carbonate, hydroxide, specific conductance, sulfide, and TDS batches. All guidance criteria for precision were met.

10. Electrical conductivity screening indicated that the concentration of dissolved salts was high in samples 0809076-5, -6, and -7. Therefore, it was necessary to dilute the samples prior to injection into the ion chromatograph in order to minimize the amount of salts loaded into the analytical column.

    It was necessary to dilute all samples in order to bring the chloride concentrations into the analytical range of the ion chromatograph (IC).

    Reduced aliquots were taken of the samples for the alkalinity, bicarbonate, carbonate, and hydroxide analysis. Reporting limits were elevated accordingly.

    Reduced aliquots were taken of samples 0809076-5, -6, and -7 for the TDS analysis. Reporting limits were elevated accordingly.

11. Manual integrations are performed when needed to provide consistent and defensible data following the guidelines in Paragon Analytics Standard Operating Procedure 939 Revision 3. Whenever manual integrations are performed, before and after chromatograms of the peak that were manually integrated are included in the report along with the reason why the re-integration was necessary.

The data contained in the following report have been reviewed and approved by the personnel listed below. In addition, Paragon Analytics certifies that the analyses reported herein are true, complete and correct within the limits of the methods employed.

Megan Johnson

Megan Johnson
Inorganics Primary Data Reviewer

9/19/08
Date

Inorganics Final Data Reviewer

9/19/08
Date

Inorganic Data Reporting Qualifiers

The following qualifiers are used by the laboratory when reporting results of inorganic analyses.

- Concentration qualifier -- If the analyte was analyzed for but not detected a “U” is entered.

- QC qualifier -- Specified entries and their meanings are as follows:

  N - Spiked sample recovery not within control limits.

  * - Duplicate analysis (relative percent difference) not within control limits.

  Z - Calibration spike recovery not within control limits.

Chain of Custody

Paragon Analytics

Sample Number(s) Cross-Reference Table

Paragon OrderNum: 0809076
Client Name: URS
Client Project Name: Prather Phase 1 Investigation
Client Project Number:
Client PO Number: Prather-2008

Client Sample Number	Lab Sample Number	COC Number	Matrix	Date Collected	Time Collected
Ned Prather Spring	0809076-1		WATER	10-Sep-08	11:16
Ned Prather Spring (Dup)	0809076-2		WATER	10-Sep-08	11:16
Ned Prather Spring DS-440	0809076-3		WATER	10-Sep-08	11:40
Ned Prather Spring Cabin	0809076-4		WATER	10-Sep-08	11:53
Spring 2	0809076-5		WATER	10-Sep-08	12:10
Spring 2 DS-100	0809076-6		WATER	10-Sep-08	12:10
Ned Prather Stock Pond	0809076-7		WATER	10-Sep-08	12:30
Donna Stock Pond	0809076-8		WATER	10-Sep-08	13:00
Dick Prather Cabin	0809076-9		WATER	10-Sep-08	13:15
McKay Gulch	0809076-10		WATER	10-Sep-08	13:25
Ned Prather Stock Pond DS-500	0809076-11		WATER	10-Sep-08	13:40
Trip Blank	0809076-12		WATER	10-Sep-08	17:00

0809076

CHAIN OF CUSTODY RECORD / ANALYTICAL SERVICES AGREEMENT **

Evergreen Analytical Laboratory Inc.

4036 Youngfield St.
Wheat Ridge, Colorado 80033
(303) 425-6021
FAX (303) 425-6854
(877) 737-4521
info@evergreenanalytical.com

CLIENT INFORMATION

Mail **Original** Report to: URS Corporation
Attn Mark LEVORSEN
Address 8181 EAST TUFTS AVE
City DENVER State CO Zip
Tel # 303-694-2770 Fax # 303-930-6040 E-mail Mark-levorsen@HELCorp.com

REPORT ALSO BY ☒ FAX ☒ PDF ☒ EDD

REPORT CHROMATOGRAMS ☐ NO (YES)

Mail Invoice to: SAME
Attn
Address
City State Zip
Tel # Fax #
Project ID# Prather Spring
P.O. Quote
Sampler KLR

NOTE: *Identify Known Hazards Below*

Report Results by: (Date)*
Standard 2 working weeks ☐
UST Analyses per Fee Schedule ☐
* Rush: less than 24 hrs, 150% ☐ 1 - 2 work days, 100%
3 - 5 work days, 50% ☐ 6 - 9 work days, 25%
*Subject to surcharge & exceptions noted in fee schedule.

CONFIRMATION OF SAMPLE RECEIPT REQUIRED? ☐ YES

SAMPLE IDENTIFICATION	DATE SAMPLED	TIME	No. of Containers	MATRIX: 1)Drinking Water or 2)Discharge Water or 3)Ground Water (circle one) SURFACE	Soil / Solid / Air / Gas	Oil / Sludge / Wipe	TCLP VOA/BNA/Pest/Herb/Metals (circle)	Volatile Organics 8260/624 (circle)	Semi-volatile Organics BNA, PAH, PNA 8270/625 (circle)	Chlorinated Pesticides 8081/608 (circle)	Organophosphorous Pesticides 8270	PCBs/8082/608/screen (circle)	Herbicides 8151	BTEX 8021/602/8260/MTBE (circle)	TVPH 8015mod. / 8260 (circle)	TEPH 8015mod. (Diesel)	Total Metals - DW / NPDES / SW846 (circle & list metals below)	Dissolved Metals - DW / SW846 (circle & list metals below)	Oil & Grease 1664 / 9071 (circle)	TRPH 418.1	Anions 300.0 (circle below)	Total Alkalinity	TDS	Conductivity	Sulfide			For Laboratory Use Only
① Ned Prather Spring	9-10-08	1116	7	X				X								X				X	X	X	X	X				
② Ned Prather Spring (Dup)	9-10-08	1116	7	X				X								X				X	X	X	X	X				
③ Ned Prather Spring DS-440	9-10-08	1140	7	X				X								X				X	X	X	X	X				
④ Ned Prather Cabin	9-10-08	1153	7	X				X								X				X	X	X	X	X				
⑤ Spring 2	9-10-08	1210	7	X				X								X				X	X	X	X	X				
⑥ Spring 2 DS-100	9-10-08	1210	7	X				X								X				X	X	X	X	X				
⑦ Ned Prather stock pond	9-10-08	1230	7	X				X								X				X	X	X	X	X				
⑧ Donna Stock Pond	9-10-08	1300	7	X				X								X				X	X	X	X	X				
⑨ Dick Prather Cabin	9-10-08	1319	7	X				X								X				X	X	X	X	X				
⑩ McKay Gulch	9-10-08	1325	7	X				X								X				X	X	X	X	X				
			Sample Fraction																									

Instructions: PLEASE SEE ATTACHED SHEETS

For Laboratory Use Only
W.O. #
B.O.F. #
C/S (O) /
C/S (I) /
Temp. °C / Ice
Seals Present Y / N / NA
Samples Pres. Y / N / NA
Headspace Y / N / NA
By /

** **Important Note:** See reverse side for Terms and Conditions.

Anions: Bromide, Chloride, Nitrate, Nitrite, O-Phosphate, Sulfate (Circle)

Relinquished by: (*Signature*)	Date/Time	Received by: (*Signature*)	Date/Time	Relinquished by: (*Signature*)	Date/Time	Received by: (*Signature*)	Date/Time
[signature]	9/10/08 1700	Cheryl Trumble	9-11-08 1020				

0809076

CHAIN OF CUSTODY RECORD / ANALYTICAL SERVICES AGREEMENT **

Evergreen Analytical Laboratory Inc.

4036 Youngfield St.
Wheat Ridge, Colorado 80033
(303) 425-6021
FAX (303) 425-6854
(877) 737-4521
info@evergreenanalytical.com

CLIENT INFORMATION

Mail **Original** Report to: LRS Corporation
Attn Mark Leverson
Address 9181 East Tufts Ave
City Denver State CO Zip
Tel # 303-694-2770 Fax # 303-930-6040 E-mail Mark_Leverson@HRLcorp.com

REPORT ALSO BY ☒ FAX ☒ PDF ☒ EDD

REPORT CHROMATOGRAMS ☐ NO (YES)

Mail Invoice to: SAME
Attn
Address
City State Zip
Tel # Fax #
Project ID# Prather Spring
P.O. Quote
Sampler KLR

NOTE: *Identify Known Hazards Below*

CONFIRMATION OF SAMPLE RECEIPT REQUIRED? ☐ YES

Report Results by: (Date)*
Standard 2 working weeks ☐
UST Analyses per Fee Schedule ☐
* Rush: less than 24 hrs, 150% ☐ 1 - 2 work days, 100%
3 - 5 work days, 50% ☐ 6 - 9 work days, 25%
*Subject to surcharge & exceptions noted in fee schedule.

SAMPLE IDENTIFICATION	DATE SAMPLED	TIME	No. of Containers	MATRIX: 1)Drinking Water or 2)Discharge Water or 3)Ground Water (circle one)	Soil / Solid / Air / Gas	Oil / Sludge / Wipe	TCLP VOA/BNA/Pest/Herb/Metals (circle)	Volatile Organics 8260/624 (circle)	Semi-volatile Organics BNA, PAH, PNA 8270/625 (circle)	Chlorinated Pesticides 8081/608 (circle)	Organophosphorous Pesticides 8270	PCBs/8082/608/screen (circle)	Herbicides 8151	BTEX 8021/602/8260/MTBE (circle)	TVPH 8015mod. / 8260 (circle)	TEPH 8015mod. (Diesel)	Total Metals-DW / NPDES / SW846 (circle & list metals below)	Dissolved Metals - DW / SW846 (circle & list metals below)	Oil & Grease 1664 / 9071 (circle)	TRPH 418.1	Anions 300.0 (circle below)	Total Alkalinity	TDS	Conductivity	Sulfide			For Laboratory Use Only
(1) Nel Prather Stock Pond (MS) DS-550	9-10-08	1340	7	X				X									X				X	X	X	X	X			W.O. #
(2) Nel Prather Stock Pond (MSD) DS-550	9-10-08	1340	7	X				X									X				X	X	X	X	X			B.O.F. #
(3) Nel Prather Stock Pond DS-550	9-10-08	1340	7	X				X									X				X	X	X	X	X			C/S (O) /
(4) Trip Blank	9-10-08	1700	6					X																				C/S (I) /
																												Temp. °C / Ice
																												Seals Present Y / N / NA
																												Samples Pres. Y / N / NA
																												Headspace Y / N / NA
																												By /
Sample Fraction																												

Instructions: ~~Please Filter and Preserve~~ PLEASE SEE ATTACHED SHEETS

Anions: Bromide, Chloride, Nitrate, Nitrite, O-Phosphate, Sulfate (Circle)

** **Important Note:** See reverse side for Terms and Conditions.

Relinquished by: (*Signature*)	Date/Time	Received by: (*Signature*)	Date/Time	Relinquished by: (*Signature*)	Date/Time	Received by: (*Signature*)	Date/Time
[signature]	9/10/08 1700	Cheryl Trumble	9-11-08 1600				

CONDITION OF SAMPLE UPON RECEIPT FORM **Paragon Analytics**

Client: URS Workorder No: 0809076

Project Manager: DF Initials: CT Date: 9-11-08

1. Does this project require any **special handling** in addition to standard Paragon procedures?		YES	(NO)
2. Are custody **seals** on **shipping containers** intact?	NONE	(YES)	NO
3. Are Custody seals on **sample containers** intact?	(NONE)	YES	NO
4. Is there a **COC (Chain-of-Custody) present** or other representative documents?		(YES)	NO
5. Are the **COC and bottle labels complete and legible**?		(YES)	NO
6. Is the **COC in agreement** with samples received? (IDs, dates, times, no. of samples, no. of containers, matrix, requested analyses, etc.)		(YES)	NO
7. Were **airbills / shipping documents** present and/or removable?	DROP OFF	(YES)	NO
8. Are all aqueous **samples requiring preservation preserved correctly?** (excluding volatiles)	N/A	YES	(NO)
9. Are all aqueous **non-preserved samples pH 4-9**?	N/A	(YES)	NO
10. Is there **sufficient sample** for the requested analyses?		(YES)	NO
11. Were all samples placed in the **proper containers** for the requested analyses?		(YES)	NO
12. Are all samples within **holding times** for the requested analyses?		(YES)	NO
13. Were all sample containers received **intact**? (not broken or leaking, etc.)		(YES)	NO
14. Are all samples requiring **no** headspace (**VOC, GRO, RSK/MEE, Rx CN/S, radon**) headspace free? **Size of bubble**: ✓ < green pea ____ > green pea	N/A	YES	(NO)
15. Do perchlorate LCMS-MS samples **have** headspace? (at least 1/3 of container required)	(N/A)	YES	NO
16. Were samples checked for and free from the presence of **residual chlorine?** (Applicable when PM has indicated samples are from a chlorinated water source; note if field preservation with sodium thiosulfate was not observed.)	(N/A)	YES	NO
17. Were the samples **shipped on ice**?		(YES)	NO
18. Were cooler temperatures measured at 0.1-6.0°C? **IR gun used*:** #2 (#4)	RAD ONLY	(YES)	NO

Cooler #:	1	2						
Temperature (°C):	6.0	6.0						
No. of custody seals on cooler:	1	1						
DOT Survey/ Acceptance Information — External µR/hr reading:	14	14						
Background µR/hr reading:	11							

Were external µR/hr readings ≤ two times background and within DOT acceptance criteria? (YES) / NO / NA (If no, see Form 008.)

Additional Information: PROVIDE DETAILS BELOW FOR A NO RESPONSE TO ANY QUESTION ABOVE, EXCEPT #1 AND #16.

Headspace: 0809076
All sulfide bottles were pH 7
The Trip Blank received that was associated with 500mL Poly bottles only is not logged in
Paragon to filter + preserve metals aliquot. Methane not requested nor bottles rec'd.

If applicable, was the client contacted? (YES) / NO / NA Contact: Sheri O'Connor Date/Time: 9/11/08 1100

Project Manager Signature / Date: Debbie Fazio 9/11/08

*IR Gun #2: Oakton, SN 29922500201-0066 *IR Gun #4: Oakton, SN 2372220101-0002

Form 201r21.xls (7/30/08)

DF 9/11/08

CONDITION OF SAMPLE UPON RECEIPT FORM **Paragon Analytics**

Client: URS Corporation Workorder No: 0809076

Project Manager: DJF Initials: Df Date: 9/11/08

Additional Information:

Chris Rowe directed Paragon to change the ID for sample: Ned Prather Stock Pond DS-550 to Ned Prather Stock Pond DS 500

Was the laboratory directed to proceed with the analysis of any samples yielding the presence of residual chlorine? **YES / NO / NA**

NOTE:

No pH adjustments shall be made without prior consent of Project Manager. After pH adjustments, hold metals and radchem samples ≥ 24 hrs. before analysis.

Was the pH of any sample adjusted by the laboratory? **YES** (See Table below) / **NO**

pH Excursion:

Paragon Sample ID	Client Sample ID	Initial pH	Final pH	Reagent Used	Volume Added (mL)	Lot No. of Reagent	Requested Analysis	Initials / Date / Time

If applicable, was the client contacted? **YES / NO / NA** Contact: Sheri O'Connor Date/Time: 9/11/08 login report

Project Manager Signature / Date: Debbie Fizio 9/11/08

Table 2 - Aqueous Sample Collection, Handling, and Analysis Summary

Analyte Class	Analysis	Method	Reporting Limit	Holding Time	Bottle and Preservation
Organics	Volatile Organics (including BTEX)	SW8260M extended	Varies by analyte	14 days	3 x 40 ml glass vial, pH < 2 with HCl, ≤6°C
	Methane	RSK-175	1.0 mg/l	7 days	3 x 40 ml glass vial. ≤6°C
Trace and Other Metals	Arsenic, dissolved	SW6020	0.002 mg/l	6 months	field-filtered into 1 L poly bottle, pH < 2 with HNO_3, ≤6°C
	Barium, dissolved		0.025 mg/l		
	Boron, dissolved		0.2 mg/l		
	Cadmium, dissolved		0.001 mg/l		
	Chromium, dissolved		0.005 mg/l		
	Copper, dissolved		0.025 mg/l		
	Lead, dissolved		0.005 mg/l		
	Selenium, dissolved		0.005 mg/l		
	Silver, dissolved		0.002 mg/l		
Major Cations	Calcium, dissolved	SW6010B	0.387 mg/l		
	Iron, dissolved		0.07 mg/l		
	Magnesium, dissolved		0.15 mg/l		
	Manganese, dissolved		0.005 mg/l		
	Potassium, dissolved		0.34 mg/l		
	Sodium, dissolved		0.4 mg/l		
Major Anions	Bromide	EPA 300.0	0.2 mg/l	28 days	1 L poly bottle, ≤6°C
	Chloride		0.5 mg/l		
	Sulfate		0.5 mg/l		
	Nitrite + Nitrate as N		0.061 mg/l		
	Fluoride	SM4500-F C	0.2 mg/l	28 days	
	Bicarbonate alkalinity	SM2320B	5 mg/l	14 days	
	Carbonate alkalinity		5 mg/l		
	Hydroxide alkalinity		5 mg/l		

Analyte Class	Analysis	Method	Reporting Limit	Holding Time	Bottle and Preservation
	Total alkalinity		5 mg/l		
	Total Dissolved Solids (TDS)	EPA 160.1	10 mg/l	7 days	
	Sulfide	SM4500-S C/F	0.5 mg/l	7 days	5 ml of 10N Zinc acetate, pH > 9 with NaOH ≤6°C
Other Parameters	Conductivity	SM2510B	1 mmhos/cm	48 hours	≤6°C
	Cation/Anion Charge Balance	SM1030F (calculation)	NA	NA	NA

SW = Test Methods for Evaluating Solid Waste, Physical/Chemical Methods, USEPA Office of Solid Waste (SW-846), including all updates.

SM = Standard Methods for the Examination of Water and Wastewater, 20th Edition, EPA.

EPA = Methods for the Chemical Analysis of Water and Wastewater (MCAWW), 1983, EPA

NA = Not applicable

THU - 11 SEP AA
PRIORITY OVERNIGHT

MPS# 0581 7955 [illegible] 088

Mstr# 8662 6664 0601 [illegible]

80524
CO-US
DEN

72 FTCA

emp# 657020 10SEP08 17:50

RT 0

FZ 0

2088
09.11

6.00

080076

76

FedEx Express — *US Airbill*

FedEx Tracking Number 8662 6664 0601

RECIPIENT: PEEL HERE

fedex.com 1.800.GoFedEx 1.800.463.3339

1 From This portion can be removed for Recipient's records.

Date 9/4/06 FedEx Tracking Number 866266640601

Sender's Name Ken Rowe Phone 720 395 [illegible]

Company HRL COMPLIANCE SOLUTIONS

Address 610 MONTH AVE STE 1 Dept/Floor/Suite/Room

City GRAND JUNCTION State CO ZIP 81501

2 Your Internal Billing Reference

3 To

Recipient's Name Sample Recovery Phone 970 493 [illegible]

Company Brown Analytics Inc

Recipient's Address 375 Commerce Drive Dept/Floor/Suite/Room

We cannot deliver to P.O. boxes or P.O. ZIP codes.

Address To request be held at a specific FedEx location, print FedEx address here.

City Fort Collins State CO ZIP 80524

6.00C

0384071083

8662 66

Recipient's Copy

4a Express Package Service — *Packages up to 150 lbs.*

- [X] FedEx Priority Overnight — Next business morning.* Friday shipments will be delivered on Monday unless SATURDAY Delivery is selected.
- [ ] FedEx Standard Overnight — Next business afternoon.* Saturday Delivery NOT available.
- [ ] FedEx First Overnight — Earliest next business morning delivery to select locations.* Saturday Delivery NOT available.
- [ ] FedEx 2Day — Second business day.* Thursday shipments will be delivered on Monday unless SATURDAY Delivery is selected.
- [ ] FedEx Express Saver — Third business day.* Saturday Delivery NOT available.

FedEx Envelope rate not available. Minimum charge: One-pound rate.

* To most locations.

4b Express Freight Service — *Packages over 150 lbs.*

- [ ] FedEx 1Day Freight* — Next business day.** Friday shipments will be delivered on Monday unless SATURDAY Delivery is selected.
- [ ] FedEx 2Day Freight — Second business day.** Thursday shipments will be delivered on Monday unless SATURDAY Delivery is selected.
- [ ] FedEx 3Day Freight — Third business day.** Saturday Delivery NOT available.

* Call for Confirmation:

** To most locations.

5 Packaging

- [ ] FedEx Envelope*
- [ ] FedEx Pak* — Includes FedEx Small Pak, FedEx Large Pak, and FedEx Sturdy Pak.
- [ ] FedEx Box
- [ ] FedEx Tube
- [X] Other

* Declared value limit $500.

6 Special Handling — Include FedEx address in Section 3.

- [ ] **SATURDAY Delivery** — Not available for FedEx Standard Overnight, FedEx First Overnight, FedEx Express Saver, or FedEx 3Day Freight.
- [ ] **HOLD Weekday** at FedEx Location — Not available for FedEx First Overnight.
- [ ] **HOLD Saturday** at FedEx Location — Available ONLY for FedEx Priority Overnight and FedEx 2Day to select locations.

Does this shipment contain dangerous goods? One box must be checked.

- [X] No
- [ ] Yes — As per attached Shipper's Declaration.
- [ ] Yes — Shipper's Declaration not required.
- [ ] Dry Ice — Dry Ice, 9, UN 1845 ____ x ____ kg
- [ ] Cargo Aircraft Only

Dangerous goods (including dry ice) cannot be shipped in FedEx packaging.

7 Payment *Bill to:* Enter FedEx Acct. No. or Credit Card No. below.

- [X] Sender — Acct. No. in Section 1 will be billed.
- [ ] Recipient
- [ ] Third Party
- [ ] Credit Card
- [ ] Cash/Check
- [ ] Obtain Recip. Acct. No.

Total Packages 2 Total Weight Credit Card Auth.

†Our liability is limited to $100 unless you declare a higher value. See the current FedEx Service Guide for details.

8 Residential Delivery Signature Options If you require a signature, check Direct or Indirect.

- [ ] No Signature Required — Package may be left without obtaining a signature for delivery.
- [ ] Direct Signature — Someone at recipient's address may sign for delivery. *Fee applies.*
- [ ] Indirect Signature — If no one is available at recipient's address, someone at a neighboring address may sign for delivery. *Fee applies.*

519

Rev. Date 10/06 • Part #158279 • ©1994–2006 FedEx • PRINTED IN U.S.A. • SRF

fedex.com 1.800.GoFedEx 1.800.463.3339

Sample Results

BICARBONATE AS CaCO3

Method EPA310.1

Sample Results

Lab Name: Paragon Analytics
Client Name: URS
Client Project ID: Prather Phase 1 Investigation
Work Order Number: 0809076
Reporting Basis: As Received
Prep Method: NONE
Final Volume: 100 ml
Matrix: WATER
Result Units: MG/L

Client Sample ID	Lab ID	Date Collected	Date Prepared	Date Analyzed	Percent Moisture	Dilution Factor	Result	Reporting Limit	Flag	Sample Aliquot
Ned Prather Spring	0809076-1	09/10/2008	09/12/2008	09/12/2008	N/A	1	290	20		25 ml
Ned Prather Spring (Dup)	0809076-2	09/10/2008	09/12/2008	09/12/2008	N/A	1	290	20		25 ml
Ned Prather Spring DS-440	0809076-3	09/10/2008	09/12/2008	09/12/2008	N/A	1	280	20		25 ml
Ned Prather Spring Cabin	0809076-4	09/10/2008	09/12/2008	09/12/2008	N/A	1	170	20		25 ml
Spring 2	0809076-5	09/10/2008	09/12/2008	09/12/2008	N/A	1	320	20		25 ml
Spring 2 DS-100	0809076-6	09/10/2008	09/12/2008	09/12/2008	N/A	1	230	20		25 ml
Ned Prather Stock Pond	0809076-7	09/10/2008	09/12/2008	09/12/2008	N/A	1	64	10		50 ml
Donna Stock Pond	0809076-8	09/10/2008	09/12/2008	09/12/2008	N/A	1	270	20		25 ml
Dick Prather Cabin	0809076-9	09/10/2008	09/12/2008	09/12/2008	N/A	1	250	20		25 ml
McKay Gulch	0809076-10	09/10/2008	09/12/2008	09/12/2008	N/A	1	250	20		25 ml
Ned Prather Stock Pond DS-	0809076-11	09/10/2008	09/12/2008	09/12/2008	N/A	1	250	20		25 ml

Comments:

1. ND or U = Not Detected at or above the client requested detection limit.

Data Package ID: *ak0809076-1*

CARBONATE AS CaCO3

Method EPA310.1

Sample Results

Lab Name: Paragon Analytics
Client Name: URS
Client Project ID: Prather Phase 1 Investigation
Work Order Number: 0809076
Reporting Basis: As Received
Prep Method: NONE
Final Volume: 100 ml
Matrix: WATER
Result Units: MG/L

Client Sample ID	Lab ID	Date Collected	Date Prepared	Date Analyzed	Percent Moisture	Dilution Factor	Result	Reporting Limit	Flag	Sample Aliquot
Ned Prather Spring	0809076-1	09/10/2008	09/12/2008	09/12/2008	N/A	1	20	20	U	25 ml
Ned Prather Spring (Dup)	0809076-2	09/10/2008	09/12/2008	09/12/2008	N/A	1	20	20	U	25 ml
Ned Prather Spring DS-440	0809076-3	09/10/2008	09/12/2008	09/12/2008	N/A	1	20	20	U	25 ml
Ned Prather Spring Cabin	0809076-4	09/10/2008	09/12/2008	09/12/2008	N/A	1	20	20	U	25 ml
Spring 2	0809076-5	09/10/2008	09/12/2008	09/12/2008	N/A	1	20	20	U	25 ml
Spring 2 DS-100	0809076-6	09/10/2008	09/12/2008	09/12/2008	N/A	1	20	20	U	25 ml
Ned Prather Stock Pond	0809076-7	09/10/2008	09/12/2008	09/12/2008	N/A	1	18	10		50 ml
Donna Stock Pond	0809076-8	09/10/2008	09/12/2008	09/12/2008	N/A	1	20	20	U	25 ml
Dick Prather Cabin	0809076-9	09/10/2008	09/12/2008	09/12/2008	N/A	1	20	20	U	25 ml
McKay Gulch	0809076-10	09/10/2008	09/12/2008	09/12/2008	N/A	1	20	20	U	25 ml
Ned Prather Stock Pond DS-	0809076-11	09/10/2008	09/12/2008	09/12/2008	N/A	1	20	20	U	25 ml

Comments:

1. ND or U = Not Detected at or above the client requested detection limit.

Data Package ID: *ak0809076-1*

HYDROXIDE AS CACO3

Method EPA310.1

Sample Results

Lab Name: Paragon Analytics
Client Name: URS
Client Project ID: Prather Phase 1 Investigation
Work Order Number: 0809076
Reporting Basis: As Received
Prep Method: NONE
Final Volume: 100 ml
Matrix: WATER
Result Units: MG/L

Client Sample ID	Lab ID	Date Collected	Date Prepared	Date Analyzed	Percent Moisture	Dilution Factor	Result	Reporting Limit	Flag	Sample Aliquot
Ned Prather Spring	0809076-1	09/10/2008	09/12/2008	09/12/2008	N/A	1	20	20	U	25 ml
Ned Prather Spring (Dup)	0809076-2	09/10/2008	09/12/2008	09/12/2008	N/A	1	20	20	U	25 ml
Ned Prather Spring DS-440	0809076-3	09/10/2008	09/12/2008	09/12/2008	N/A	1	20	20	U	25 ml
Ned Prather Spring Cabin	0809076-4	09/10/2008	09/12/2008	09/12/2008	N/A	1	20	20	U	25 ml
Spring 2	0809076-5	09/10/2008	09/12/2008	09/12/2008	N/A	1	20	20	U	25 ml
Spring 2 DS-100	0809076-6	09/10/2008	09/12/2008	09/12/2008	N/A	1	20	20	U	25 ml
Ned Prather Stock Pond	0809076-7	09/10/2008	09/12/2008	09/12/2008	N/A	1	10	10	U	50 ml
Donna Stock Pond	0809076-8	09/10/2008	09/12/2008	09/12/2008	N/A	1	20	20	U	25 ml
Dick Prather Cabin	0809076-9	09/10/2008	09/12/2008	09/12/2008	N/A	1	20	20	U	25 ml
McKay Gulch	0809076-10	09/10/2008	09/12/2008	09/12/2008	N/A	1	20	20	U	25 ml
Ned Prather Stock Pond DS-	0809076-11	09/10/2008	09/12/2008	09/12/2008	N/A	1	20	20	U	25 ml

Comments:

1. ND or U = Not Detected at or above the client requested detection limit.

Data Package ID: *ak0809076-1*

TOTAL ALKALINITY AS CaCO3

Method EPA310.1

Sample Results

Lab Name: Paragon Analytics
Client Name: URS
Client Project ID: Prather Phase 1 Investigation
Work Order Number: 0809076
Reporting Basis: As Received
Prep Method: NONE
Final Volume: 100 ml
Matrix: WATER
Result Units: MG/L

Client Sample ID	Lab ID	Date Collected	Date Prepared	Date Analyzed	Percent Moisture	Dilution Factor	Result	Reporting Limit	Flag	Sample Aliquot
Ned Prather Spring	0809076-1	09/10/2008	09/12/2008	09/12/2008	N/A	1	290	20		25 ml
Ned Prather Spring (Dup)	0809076-2	09/10/2008	09/12/2008	09/12/2008	N/A	1	290	20		25 ml
Ned Prather Spring DS-440	0809076-3	09/10/2008	09/12/2008	09/12/2008	N/A	1	280	20		25 ml
Ned Prather Spring Cabin	0809076-4	09/10/2008	09/12/2008	09/12/2008	N/A	1	170	20		25 ml
Spring 2	0809076-5	09/10/2008	09/12/2008	09/12/2008	N/A	1	320	20		25 ml
Spring 2 DS-100	0809076-6	09/10/2008	09/12/2008	09/12/2008	N/A	1	230	20		25 ml
Ned Prather Stock Pond	0809076-7	09/10/2008	09/12/2008	09/12/2008	N/A	1	83	10		50 ml
Donna Stock Pond	0809076-8	09/10/2008	09/12/2008	09/12/2008	N/A	1	270	20		25 ml
Dick Prather Cabin	0809076-9	09/10/2008	09/12/2008	09/12/2008	N/A	1	250	20		25 ml
McKay Gulch	0809076-10	09/10/2008	09/12/2008	09/12/2008	N/A	1	250	20		25 ml
Ned Prather Stock Pond DS-	0809076-11	09/10/2008	09/12/2008	09/12/2008	N/A	1	250	20		25 ml

Comments:

1. ND or U = Not Detected at or above the client requested detection limit.

Data Package ID: *ak0809076-1*

SPECIFIC CONDUCTIVITY

Method EPA120.1

Sample Results

Lab Name: Paragon Analytics
Client Name: URS
Client Project ID: Prather Phase 1 Investigation
Work Order Number: 0809076
Reporting Basis: As Received
Prep Method: NONE
Final Volume: 45 ml
Matrix: WATER
Result Units: umhos/cm

Client Sample ID	Lab ID	Date Collected	Date Prepared	Date Analyzed	Percent Moisture	Dilution Factor	Result	Reporting Limit	Flag	Sample Aliquot
Ned Prather Spring	0809076-1	09/10/2008	09/11/2008	09/11/2008	N/A	1	894	1		45 ml
Ned Prather Spring (Dup)	0809076-2	09/10/2008	09/11/2008	09/11/2008	N/A	1	895	1		45 ml
Ned Prather Spring DS-440	0809076-3	09/10/2008	09/11/2008	09/11/2008	N/A	1	831	1		45 ml
Ned Prather Spring Cabin	0809076-4	09/10/2008	09/11/2008	09/11/2008	N/A	1	560	1		45 ml
Spring 2	0809076-5	09/10/2008	09/11/2008	09/11/2008	N/A	1	2510	1		45 ml
Spring 2 DS-100	0809076-6	09/10/2008	09/11/2008	09/11/2008	N/A	1	1397	1		45 ml
Ned Prather Stock Pond	0809076-7	09/10/2008	09/11/2008	09/11/2008	N/A	1	1141	1		45 ml
Donna Stock Pond	0809076-8	09/10/2008	09/11/2008	09/11/2008	N/A	1	920	1		45 ml
Dick Prather Cabin	0809076-9	09/10/2008	09/11/2008	09/11/2008	N/A	1	776	1		45 ml
McKay Gulch	0809076-10	09/10/2008	09/11/2008	09/11/2008	N/A	1	804	1		45 ml
Ned Prather Stock Pond DS-	0809076-11	09/10/2008	09/11/2008	09/11/2008	N/A	1	929	1		45 ml

Comments:

1. ND or U = Not Detected at or above the client requested detection limit.

Data Package ID: *sc0809076-1*

SULFIDE

Method EPA376.1

Sample Results

Lab Name: Paragon Analytics
Client Name: URS
Client Project ID: Prather Phase 1 Investigation
Work Order Number: 0809076
Reporting Basis: As Received
Prep Method: NONE
Final Volume: 200 ml
Matrix: WATER
Result Units: MG/L

Client Sample ID	Lab ID	Date Collected	Date Prepared	Date Analyzed	Percent Moisture	Dilution Factor	Result	Reporting Limit	Flag	Sample Aliquot
Ned Prather Spring	0809076-1	09/10/2008	09/11/2008	09/11/2008	N/A	1	2	2	U	200 ml
Ned Prather Spring (Dup)	0809076-2	09/10/2008	09/11/2008	09/11/2008	N/A	1	2	2	U	200 ml
Ned Prather Spring DS-440	0809076-3	09/10/2008	09/11/2008	09/11/2008	N/A	1	2	2	U	200 ml
Ned Prather Spring Cabin	0809076-4	09/10/2008	09/11/2008	09/11/2008	N/A	1	2	2	U	200 ml
Spring 2	0809076-5	09/10/2008	09/11/2008	09/11/2008	N/A	1	2	2	U	200 ml
Spring 2 DS-100	0809076-6	09/10/2008	09/11/2008	09/11/2008	N/A	1	2	2	U	200 ml
Ned Prather Stock Pond	0809076-7	09/10/2008	09/11/2008	09/11/2008	N/A	1	2	2	U	200 ml
Donna Stock Pond	0809076-8	09/10/2008	09/11/2008	09/11/2008	N/A	1	2	2	U	200 ml
Dick Prather Cabin	0809076-9	09/10/2008	09/11/2008	09/11/2008	N/A	1	2	2	U	200 ml
McKay Gulch	0809076-10	09/10/2008	09/11/2008	09/11/2008	N/A	1	2	2	U	200 ml
Ned Prather Stock Pond DS-	0809076-11	09/10/2008	09/11/2008	09/11/2008	N/A	1	2	2	U	200 ml

Comments:

1. ND or U = Not Detected at or above the client requested detection limit.

Data Package ID: *s0809076-1*

THIS PAGE WAS INTENTIONALLY LEFT BLANK

TOTAL DISSOLVED SOLIDS

Method EPA160.1

Sample Results

Lab Name: Paragon Analytics
Client Name: URS
Client Project ID: Prather Phase 1 Investigation
Work Order Number: 0809076 **Final Volume:** 100 ml
Reporting Basis: As Received **Matrix:** WATER
Prep Method: NONE **Result Units:** MG/L

Client Sample ID	Lab ID	Date Collected	Date Prepared	Date Analyzed	Percent Moisture	Dilution Factor	Result	Reporting Limit	Flag	Sample Aliquot
Ned Prather Spring	0809076-1	09/10/2008	09/11/2008	09/12/2008	N/A	1	560	20		100 ml
Ned Prather Spring (Dup)	0809076-2	09/10/2008	09/11/2008	09/12/2008	N/A	1	570	20		100 ml
Ned Prather Spring DS-440	0809076-3	09/10/2008	09/11/2008	09/12/2008	N/A	1	520	20		100 ml
Ned Prather Spring Cabin	0809076-4	09/10/2008	09/11/2008	09/12/2008	N/A	1	320	20		100 ml
Spring 2	0809076-5	09/10/2008	09/11/2008	09/12/2008	N/A	1	2000	80		25 ml
Spring 2 DS-100	0809076-6	09/10/2008	09/11/2008	09/12/2008	N/A	1	1000	40		50 ml
Ned Prather Stock Pond	0809076-7	09/10/2008	09/11/2008	09/12/2008	N/A	1	850	40		50 ml
Donna Stock Pond	0809076-8	09/10/2008	09/11/2008	09/12/2008	N/A	1	590	20		100 ml
Dick Prather Cabin	0809076-9	09/10/2008	09/11/2008	09/12/2008	N/A	1	500	20		100 ml
McKay Gulch	0809076-10	09/10/2008	09/11/2008	09/12/2008	N/A	1	510	20		100 ml
Ned Prather Stock Pond DS-	0809076-11	09/10/2008	09/11/2008	09/12/2008	N/A	1	630	20		100 ml

Comments:

1. ND or U = Not Detected at or above the client requested detection limit.

Data Package ID: *td0809076-1*

BROMIDE

Method EPA300.0

Sample Results

Lab Name: Paragon Analytics
Client Name: URS
Client Project ID: Prather Phase 1 Investigation
Work Order Number: 0809076
Reporting Basis: As Received

Final Volume: 5 ml
Matrix: WATER
Result Units: MG/L

Client Sample ID	Lab ID	Date Collected	Date Prepared	Date Analyzed	Percent Moisture	Dilution Factor	Result	Reporting Limit	MDL	Flag	Sample Aliquot
Ned Prather Spring	0809076-1	9/10/2008	9/11/2008	09/11/2008	N/A	1	0.2	0.2	0.078	U	5 ml
Ned Prather Spring (Dup)	0809076-2	9/10/2008	9/11/2008	09/11/2008	N/A	1	0.29	0.2	0.078		5 ml
Ned Prather Spring DS-440	0809076-3	9/10/2008	9/11/2008	09/11/2008	N/A	1	0.22	0.2	0.078		5 ml
Ned Prather Spring Cabin	0809076-4	9/10/2008	9/11/2008	09/11/2008	N/A	1	0.2	0.2	0.078	U	5 ml
Spring 2	0809076-5	9/10/2008	9/11/2008	09/11/2008	N/A	5	1.3	1	0.39		5 ml
Spring 2 DS-100	0809076-6	9/10/2008	9/11/2008	09/11/2008	N/A	2	1.2	0.4	0.16		5 ml
Ned Prather Stock Pond	0809076-7	9/10/2008	9/11/2008	09/11/2008	N/A	2	1.3	0.4	0.16		5 ml
Donna Stock Pond	0809076-8	9/10/2008	9/11/2008	09/11/2008	N/A	1	0.38	0.2	0.078		5 ml
Dick Prather Cabin	0809076-9	9/10/2008	9/11/2008	09/11/2008	N/A	1	0.43	0.2	0.078		5 ml
McKay Gulch	0809076-10	9/10/2008	9/11/2008	09/11/2008	N/A	1	0.35	0.2	0.078		5 ml
Ned Prather Stock Pond DS-	0809076-11	9/10/2008	9/11/2008	09/11/2008	N/A	1	0.59	0.2	0.078		5 ml

Comments:

1. ND or U = Not Detected at or above the client requested detection limit.

Data Package ID: *ic0809076-1*

CHLORIDE

Method EPA300.0

Sample Results

Lab Name: Paragon Analytics
Client Name: URS
Client Project ID: Prather Phase 1 Investigation
Work Order Number: 0809076
Reporting Basis: As Received

Final Volume: 5 ml
Matrix: WATER
Result Units: MG/L

Client Sample ID	Lab ID	Date Collected	Date Prepared	Date Analyzed	Percent Moisture	Dilution Factor	Result	Reporting Limit	MDL	Flag	Sample Aliquot
Ned Prather Spring	0809076-1	9/10/2008	9/11/2008	09/11/2008	N/A	10	96	2	0.5		5 ml
Ned Prather Spring (Dup)	0809076-2	9/10/2008	9/11/2008	09/11/2008	N/A	10	95	2	0.5		5 ml
Ned Prather Spring DS-440	0809076-3	9/10/2008	9/11/2008	09/11/2008	N/A	10	80	2	0.5		5 ml
Ned Prather Spring Cabin	0809076-4	9/10/2008	9/11/2008	09/11/2008	N/A	5	53	1	0.25		5 ml
Spring 2	0809076-5	9/10/2008	9/11/2008	09/11/2008	N/A	50	700	10	2.5		5 ml
Spring 2 DS-100	0809076-6	9/10/2008	9/11/2008	09/11/2008	N/A	20	330	4	1		5 ml
Ned Prather Stock Pond	0809076-7	9/10/2008	9/11/2008	09/11/2008	N/A	20	320	4	1		5 ml
Donna Stock Pond	0809076-8	9/10/2008	9/11/2008	09/11/2008	N/A	10	130	2	0.5		5 ml
Dick Prather Cabin	0809076-9	9/10/2008	9/11/2008	09/11/2008	N/A	10	85	2	0.5		5 ml
McKay Gulch	0809076-10	9/10/2008	9/11/2008	09/11/2008	N/A	10	110	2	0.5		5 ml
Ned Prather Stock Pond DS-	0809076-11	9/10/2008	9/11/2008	09/11/2008	N/A	10	150	2	0.5		5 ml

Comments:

1. ND or U = Not Detected at or above the client requested detection limit.

Data Package ID: *ic0809076-1*

FLUORIDE

Method EPA300.0

Sample Results

Lab Name: Paragon Analytics
Client Name: URS
Client Project ID: Prather Phase 1 Investigation
Work Order Number: 0809076
Reporting Basis: As Received

Final Volume: 5 ml
Matrix: WATER
Result Units: MG/L

Client Sample ID	Lab ID	Date Collected	Date Prepared	Date Analyzed	Percent Moisture	Dilution Factor	Result	Reporting Limit	MDL	Flag	Sample Aliquot
Ned Prather Spring	0809076-1	9/10/2008	9/11/2008	09/11/2008	N/A	1	0.086	0.1	0.033	J	5 ml
Ned Prather Spring (Dup)	0809076-2	9/10/2008	9/11/2008	09/11/2008	N/A	1	0.068	0.1	0.033	J	5 ml
Ned Prather Spring DS-440	0809076-3	9/10/2008	9/11/2008	09/11/2008	N/A	1	0.093	0.1	0.033	J	5 ml
Ned Prather Spring Cabin	0809076-4	9/10/2008	9/11/2008	09/11/2008	N/A	1	0.22	0.1	0.033		5 ml
Spring 2	0809076-5	9/10/2008	9/11/2008	09/11/2008	N/A	5	0.5	0.5	0.17	U	5 ml
Spring 2 DS-100	0809076-6	9/10/2008	9/11/2008	09/11/2008	N/A	2	0.2	0.2	0.067	U	5 ml
Ned Prather Stock Pond	0809076-7	9/10/2008	9/11/2008	09/11/2008	N/A	2	0.2	0.2	0.067	U	5 ml
Donna Stock Pond	0809076-8	9/10/2008	9/11/2008	09/11/2008	N/A	1	0.087	0.1	0.033	J	5 ml
Dick Prather Cabin	0809076-9	9/10/2008	9/11/2008	09/11/2008	N/A	1	0.082	0.1	0.033	J	5 ml
McKay Gulch	0809076-10	9/10/2008	9/11/2008	09/11/2008	N/A	1	0.065	0.1	0.033	J	5 ml
Ned Prather Stock Pond DS-	0809076-11	9/10/2008	9/11/2008	09/11/2008	N/A	1	0.074	0.1	0.033	J	5 ml

Comments:

1. ND or U = Not Detected at or above the client requested detection limit.

Data Package ID: *ic0809076-1*

NITRATE AS N

Method EPA300.0

Sample Results

Lab Name: Paragon Analytics
Client Name: URS
Client Project ID: Prather Phase 1 Investigation
Work Order Number: 0809076
Reporting Basis: As Received

Final Volume: 5 ml
Matrix: WATER
Result Units: MG/L

Client Sample ID	Lab ID	Date Collected	Date Prepared	Date Analyzed	Percent Moisture	Dilution Factor	Result	Reporting Limit	MDL	Flag	Sample Aliquot
Ned Prather Spring	0809076-1	9/10/2008	9/11/2008	09/11/2008	N/A	1	0.34	0.2	0.05		5 ml
Ned Prather Spring (Dup)	0809076-2	9/10/2008	9/11/2008	09/11/2008	N/A	1	0.34	0.2	0.05		5 ml
Ned Prather Spring DS-440	0809076-3	9/10/2008	9/11/2008	09/11/2008	N/A	1	0.22	0.2	0.05		5 ml
Ned Prather Spring Cabin	0809076-4	9/10/2008	9/11/2008	09/11/2008	N/A	1	0.45	0.2	0.05		5 ml
Spring 2	0809076-5	9/10/2008	9/11/2008	09/11/2008	N/A	5	1	1	0.25	U	5 ml
Spring 2 DS-100	0809076-6	9/10/2008	9/11/2008	09/11/2008	N/A	2	0.42	0.4	0.1		5 ml
Ned Prather Stock Pond	0809076-7	9/10/2008	9/11/2008	09/11/2008	N/A	2	0.4	0.4	0.1	U	5 ml
Donna Stock Pond	0809076-8	9/10/2008	9/11/2008	09/11/2008	N/A	1	1.1	0.2	0.05		5 ml
Dick Prather Cabin	0809076-9	9/10/2008	9/11/2008	09/11/2008	N/A	1	0.45	0.2	0.05		5 ml
McKay Gulch	0809076-10	9/10/2008	9/11/2008	09/11/2008	N/A	1	0.25	0.2	0.05		5 ml
Ned Prather Stock Pond DS-	0809076-11	9/10/2008	9/11/2008	09/11/2008	N/A	1	0.2	0.2	0.05	U	5 ml

Comments:

1. ND or U = Not Detected at or above the client requested detection limit.

Data Package ID: *ic0809076-1*

NITRITE AS N

Method EPA300.0

Sample Results

Lab Name: Paragon Analytics
Client Name: URS
Client Project ID: Prather Phase 1 Investigation
Work Order Number: 0809076
Reporting Basis: As Received

Final Volume: 5 ml
Matrix: WATER
Result Units: MG/L

Client Sample ID	Lab ID	Date Collected	Date Prepared	Date Analyzed	Percent Moisture	Dilution Factor	Result	Reporting Limit	MDL	Flag	Sample Aliquot
Ned Prather Spring	0809076-1	9/10/2008	9/11/2008	09/11/2008	N/A	1	0.1	0.1	0.033	U	5 ml
Ned Prather Spring (Dup)	0809076-2	9/10/2008	9/11/2008	09/11/2008	N/A	1	0.1	0.1	0.033	U	5 ml
Ned Prather Spring DS-440	0809076-3	9/10/2008	9/11/2008	09/11/2008	N/A	1	0.1	0.1	0.033	U	5 ml
Ned Prather Spring Cabin	0809076-4	9/10/2008	9/11/2008	09/11/2008	N/A	1	0.1	0.1	0.033	U	5 ml
Spring 2	0809076-5	9/10/2008	9/11/2008	09/11/2008	N/A	5	0.5	0.5	0.17	U	5 ml
Spring 2 DS-100	0809076-6	9/10/2008	9/11/2008	09/11/2008	N/A	2	0.2	0.2	0.067	U	5 ml
Ned Prather Stock Pond	0809076-7	9/10/2008	9/11/2008	09/11/2008	N/A	2	0.2	0.2	0.067	U	5 ml
Donna Stock Pond	0809076-8	9/10/2008	9/11/2008	09/11/2008	N/A	1	0.1	0.1	0.033	U	5 ml
Dick Prather Cabin	0809076-9	9/10/2008	9/11/2008	09/11/2008	N/A	1	0.1	0.1	0.033	U	5 ml
McKay Gulch	0809076-10	9/10/2008	9/11/2008	09/11/2008	N/A	1	0.1	0.1	0.033	U	5 ml
Ned Prather Stock Pond DS-	0809076-11	9/10/2008	9/11/2008	09/11/2008	N/A	1	0.1	0.1	0.033	UN	5 ml

Comments:

1. ND or U = Not Detected at or above the client requested detection limit.

Data Package ID: *ic0809076-1*

SULFATE

Method EPA300.0

Sample Results

Lab Name: Paragon Analytics
Client Name: URS
Client Project ID: Prather Phase 1 Investigation
Work Order Number: 0809076
Reporting Basis: As Received

Final Volume: 5 ml
Matrix: WATER
Result Units: MG/L

Client Sample ID	Lab ID	Date Collected	Date Prepared	Date Analyzed	Percent Moisture	Dilution Factor	Result	Reporting Limit	MDL	Flag	Sample Aliquot
Ned Prather Spring	0809076-1	9/10/2008	9/11/2008	09/11/2008	N/A	1	86	1	0.33		5 ml
Ned Prather Spring (Dup)	0809076-2	9/10/2008	9/11/2008	09/11/2008	N/A	1	85	1	0.33		5 ml
Ned Prather Spring DS-440	0809076-3	9/10/2008	9/11/2008	09/11/2008	N/A	1	78	1	0.33		5 ml
Ned Prather Spring Cabin	0809076-4	9/10/2008	9/11/2008	09/11/2008	N/A	1	49	1	0.33		5 ml
Spring 2	0809076-5	9/10/2008	9/11/2008	09/11/2008	N/A	5	2.4	5	1.7	J	5 ml
Spring 2 DS-100	0809076-6	9/10/2008	9/11/2008	09/11/2008	N/A	2	51	2	0.67		5 ml
Ned Prather Stock Pond	0809076-7	9/10/2008	9/11/2008	09/11/2008	N/A	2	48	2	0.67		5 ml
Donna Stock Pond	0809076-8	9/10/2008	9/11/2008	09/11/2008	N/A	1	57	1	0.33		5 ml
Dick Prather Cabin	0809076-9	9/10/2008	9/11/2008	09/11/2008	N/A	1	49	1	0.33		5 ml
McKay Gulch	0809076-10	9/10/2008	9/11/2008	09/11/2008	N/A	1	44	1	0.33		5 ml
Ned Prather Stock Pond DS-	0809076-11	9/10/2008	9/11/2008	09/11/2008	N/A	1	50	1	0.33		5 ml

Comments:

1. ND or U = Not Detected at or above the client requested detection limit.

Data Package ID: *ic0809076-1*

QC and Summary Report Forms

BICARBONATE AS CaCO3

Method EPA310.1

Method Blank

Lab Name: **Paragon Analytics**
Work Order Number: 0809076
Client Name: URS
ClientProject ID: Prather Phase 1 Investigation

Lab ID: AK080912-1MB

Sample Matrix: WATER
% Moisture: N/A

Prep Batch: AK080912-1
QCBatchID: AK080912-1-1
Run ID: ak080912-1a
Cleanup: NONE
Basis: N/A

Sample Aliquot: 100 ml
Final Volume: 100 ml
Result Units: MG/L

Lab ID	Date Prepared	Date Analyzed	Percent Moisture	Dilution Factor	Result	Reporting Limit	Flag
AK080912-1MB	9/12/2008	09/12/2008	N/A	1	5	5	U

Comments:

1. ND or U = Not Detected at or above the client requested detection limit.

Data Package ID: *ak0809076-1*

CARBONATE AS CaCO3

Method EPA310.1

Method Blank

Lab Name: **Paragon Analytics**
Work Order Number: 0809076
Client Name: URS
ClientProject ID: Prather Phase 1 Investigation

Lab ID: AK080912-1MB

Sample Matrix: WATER
% Moisture: N/A

Prep Batch: AK080912-1
QCBatchID: AK080912-1-1
Run ID: ak080912-1a
Cleanup: NONE
Basis: N/A

Sample Aliquot: 100 ml
Final Volume: 100 ml
Result Units: MG/L

Lab ID	Date Prepared	Date Analyzed	Percent Moisture	Dilution Factor	Result	Reporting Limit	Flag
AK080912-1MB	9/12/2008	09/12/2008	N/A	1	5	5	U

Comments:

1. ND or U = Not Detected at or above the client requested detection limit.

Data Package ID: *ak0809076-1*

HYDROXIDE AS CACO3

Method EPA310.1

Method Blank

Lab Name: **Paragon Analytics**
Work Order Number: 0809076
Client Name: URS
ClientProject ID: Prather Phase 1 Investigation

Lab ID: AK080912-1MB

Sample Matrix: WATER
% Moisture: N/A

Prep Batch: AK080912-1
QCBatchID: AK080912-1-2
Run ID: ak080912-1a
Cleanup: NONE
Basis: N/A

Sample Aliquot: 100 ml
Final Volume: 100 ml
Result Units: MG/L

Lab ID	Date Prepared	Date Analyzed	Percent Moisture	Dilution Factor	Result	Reporting Limit	Flag
AK080912-1MB	9/12/2008	09/12/2008	N/A	1	5	5	U

Comments:

1. ND or U = Not Detected at or above the client requested detection limit.

Data Package ID: *ak0809076-1*

TOTAL ALKALINITY AS CaCO3

Method EPA310.1

Method Blank

Lab Name: **Paragon Analytics**
Work Order Number: 0809076
Client Name: URS
ClientProject ID: Prather Phase 1 Investigation

Lab ID: AK080912-1MB

Sample Matrix: WATER
% Moisture: N/A

Prep Batch: AK080912-1
QCBatchID: AK080912-1-1
Run ID: ak080912-1a
Cleanup: NONE
Basis: N/A

Sample Aliquot: 100 ml
Final Volume: 100 ml
Result Units: MG/L

Lab ID	Date Prepared	Date Analyzed	Percent Moisture	Dilution Factor	Result	Reporting Limit	Flag
AK080912-1MB	9/12/2008	09/12/2008	N/A	1	5	5	U

Comments:

1. ND or U = Not Detected at or above the client requested detection limit.

Data Package ID: *ak0809076-1*

TOTAL ALKALINITY AS CaCO3

Method EPA310.1

Laboratory Control Sample

Lab Name: **Paragon Analytics**
Work Order Number: 0809076
Client Name: URS
ClientProject ID: Prather Phase 1 Investigation

Lab ID: AK080912-1LCS

Sample Matrix: WATER
% Moisture: N/A
Date Collected: N/A
Date Extracted: 09/12/2008
Date Analyzed: 09/12/2008

Prep Batch: AK080912-1
QCBatchID: AK080912-1-1
Run ID: ak080912-1a
Cleanup: NONE
Basis: N/A

Sample Aliquot: 100 ml
Final Volume: 100 ml
Result Units: MG/L

CASNO	Target Analyte	Spike Added	LCS Result	Reporting Limit	Result Qualifier	LCS % Rec.	Control Limits
11-43-8	TOTAL ALKALINITY AS CaCO3	100	99.7	5		100	85 - 115

Data Package ID: *ak0809076-1*

BICARBONATE AS CaCO3

Method EPA310.1

Duplicate Sample Results

Lab Name: **Paragon Analytics**
Work Order Number: 0809076
Client Name: URS
ClientProject ID: Prather Phase 1 Investigation

Reporting Basis: As Received
Sample Aliquot: 25 ml
Final Volume: 100ml
Matrix: WATER
Result Units MG/L

Client Sample ID	Lab ID	Date Prepared	Date Analyzed	Dilution Factor	Duplicate Result	Dup Qual	Sample Result	Samp Qual	Reporting Limit	RPD	RPD Limit
Ned Prather Stock Pond DS-5	0809076-11D	09/12/2008	09/12/2008	1	252		250		20	1	15

Comments:

1. ND or U = Not Detected at or above the client requested detection limit.

Data Package ID: *ak0809076-1*

CARBONATE AS CaCO3

Method EPA310.1

Duplicate Sample Results

Lab Name: **Paragon Analytics**
Work Order Number: 0809076
Client Name: URS
ClientProject ID: Prather Phase 1 Investigation

Reporting Basis: As Received
Sample Aliquot: 25 ml
Final Volume: 100ml
Matrix: WATER
Result Units MG/L

Client Sample ID	Lab ID	Date Prepared	Date Analyzed	Dilution Factor	Duplicate Result	Dup Qual	Sample Result	Samp Qual	Reporting Limit	RPD	RPD Limit
Ned Prather Stock Pond DS-5	0809076-11D	09/12/2008	09/12/2008	1	20	U	20	U	20		15

Comments:

1. ND or U = Not Detected at or above the client requested detection limit.

Data Package ID: *ak0809076-1*

HYDROXIDE AS CACO3

Method EPA310.1

Duplicate Sample Results

Lab Name: **Paragon Analytics**
Work Order Number: 0809076
Client Name: URS
ClientProject ID: Prather Phase 1 Investigation

Reporting Basis: As Received
Sample Aliquot: 25 ml
Final Volume: 100ml
Matrix: WATER
Result Units MG/L

Client Sample ID	Lab ID	Date Prepared	Date Analyzed	Dilution Factor	Duplicate Result	Dup Qual	Sample Result	Samp Qual	Reporting Limit	RPD	RPD Limit
Ned Prather Stock Pond DS-5	0809076-11D	09/12/2008	09/12/2008	1	20	U	20	U	20		15

Comments:

1. ND or U = Not Detected at or above the client requested detection limit.

Data Package ID: *ak0809076-1*

TOTAL ALKALINITY AS CaCO3

Method EPA310.1

Duplicate Sample Results

Lab Name: **Paragon Analytics**
Work Order Number: 0809076
Client Name: URS
ClientProject ID: Prather Phase 1 Investigation

Reporting Basis: As Received
Sample Aliquot: 25 ml
Final Volume: 100ml
Matrix: WATER
Result Units MG/L

Client Sample ID	Lab ID	Date Prepared	Date Analyzed	Dilution Factor	Duplicate Result	Dup Qual	Sample Result	Samp Qual	Reporting Limit	RPD	RPD Limit
Ned Prather Stock Pond DS-5	0809076-11D	09/12/2008	09/12/2008	1	252		250		20	1	15

Comments:

1. ND or U = Not Detected at or above the client requested detection limit.

Data Package ID: *ak0809076-1*

TOTAL ALKALINITY AS CaCO3

Method EPA310.1

Calibration Verifications

Lab Name: **Paragon Analytics**
Work Order Number: 0809076
Client Name: URS
ClientProject ID: Prather Phase 1 Investigation

Run ID: AK080912-1A
Result Units: MG/L

Lab ID	Verification Type	Date Analyzed	Time Analyzed	Spike Added	Result	Reporting Limit	Result Qualifier	% Rec.	Control Limits
ICV	Initial Calibration	9/12/2008		100	99.1	5	N/A	99	85 - 115

Data Package ID: *ak0809076-1*

BICARBONATE AS CaCO3

Method EPA310.1

Calibration Blanks

Lab Name: **Paragon Analytics**
Work Order Number: 0809076
Client Name: URS
ClientProject ID: Prather Phase 1 Investigation

Run ID: AK080912-1A
Result Units: MG/L

Lab ID	Verification Type	Date Analyzed	Time Analyzed	Result	Reporting Limit	Flag
ICB	Initial Calibration	9/12/2008		5	5	U

Data Package ID: *ak0809076-1*

CARBONATE AS CaCO3

Method EPA310.1

Calibration Blanks

Lab Name: **Paragon Analytics**
Work Order Number: 0809076
Client Name: URS
ClientProject ID: Prather Phase 1 Investigation

Run ID: AK080912-1A
Result Units: MG/L

Lab ID	Verification Type	Date Analyzed	Time Analyzed	Result	Reporting Limit	Flag
ICB	Initial Calibration	9/12/2008		5	5	U

Data Package ID: *ak0809076-1*

HYDROXIDE AS CaCO3

Method EPA310.1

Calibration Blanks

Lab Name: **Paragon Analytics**
Work Order Number: 0809076
Client Name: URS
ClientProject ID: Prather Phase 1 Investigation

Run ID: AK080912-1A
Result Units: MG/L

Lab ID	Verification Type	Date Analyzed	Time Analyzed	Result	Reporting Limit	Flag
ICB	Initial Calibration	9/12/2008		5	5	U

Data Package ID: *ak0809076-1*

TOTAL ALKALINITY AS CaCO3

Method EPA310.1

Calibration Blanks

Lab Name: **Paragon Analytics**
Work Order Number: 0809076
Client Name: URS
ClientProject ID: Prather Phase 1 Investigation

Run ID: AK080912-1A
Result Units: MG/L

Lab ID	Verification Type	Date Analyzed	Time Analyzed	Result	Reporting Limit	Flag
ICB	Initial Calibration	9/12/2008		5	5	U

Data Package ID: *ak0809076-1*

Prep Batch ID: AK080912-1

Start Date: 09/12/08
Start Time: 10:45
Prep Analyst: Jason McNall

End Date: 09/12/08
End Time: 13:00

Concentration Method: NONE
Extract Method: NONE
Initial Volume Units: ml
Final Volume Units: ml

Batch Created By: JBM
Date Created: 09/12/08
Time Created: 10:41
Validated By: JBM
Date Validated: 09/12/08
Time Validated: 13:10

Comments:

QC Batch ID: AK080912-1-1

Lab ID	QC Type	Field ID	Matrix	Date Collected	Initial Wt/Vol	Final Wt/Vol	Cleanup Method	Cleanup DF	Order Number
AK080912-1	MB	XXXXXX	WATER	XXXXXX	100	100	NONE	1	0809076
AK080912-1	LCS	XXXXXX	WATER	XXXXXX	100	100	NONE	1	0809076
0809076-11	DUP	Ned Prather Stock Po	WATER	9/10/2008	25	100	NONE	1	0809076
0809093-8	DUP	XXXXXX	WATER	XXXXXX	25	100	NONE	1	0809093
0809076-1	SMP	Ned Prather Spring	WATER	9/10/2008	25	100	NONE	1	0809076
0809076-10	SMP	McKay Gulch	WATER	9/10/2008	25	100	NONE	1	0809076
0809076-11	SMP	Ned Prather Stock Po	WATER	9/10/2008	25	100	NONE	1	0809076
0809076-2	SMP	Ned Prather Spring (D	WATER	9/10/2008	25	100	NONE	1	0809076
0809076-3	SMP	Ned Prather Spring D	WATER	9/10/2008	25	100	NONE	1	0809076
0809076-4	SMP	Ned Prather Spring Ca	WATER	9/10/2008	25	100	NONE	1	0809076
0809076-5	SMP	Spring 2	WATER	9/10/2008	25	100	NONE	1	0809076
0809076-6	SMP	Spring 2 DS-100	WATER	9/10/2008	25	100	NONE	1	0809076
0809076-7	SMP	Ned Prather Stock Po	WATER	9/10/2008	50	100	NONE	1	0809076
0809076-8	SMP	Donna Stock Pond	WATER	9/10/2008	25	100	NONE	1	0809076
0809076-9	SMP	Dick Prather Cabin	WATER	9/10/2008	25	100	NONE	1	0809076
0809093-1	SMP	XXXXXX	WATER	XXXXXX	25	100	NONE	1	0809093
0809093-2	SMP	XXXXXX	WATER	XXXXXX	25	100	NONE	1	0809093
0809093-3	SMP	XXXXXX	WATER	XXXXXX	25	100	NONE	1	0809093
0809093-4	SMP	XXXXXX	WATER	XXXXXX	25	100	NONE	1	0809093
0809093-5	SMP	XXXXXX	WATER	XXXXXX	25	100	NONE	1	0809093
0809093-6	SMP	XXXXXX	WATER	XXXXXX	25	100	NONE	1	0809093
0809093-7	SMP	XXXXXX	WATER	XXXXXX	25	100	NONE	1	0809093
0809093-8	SMP	XXXXXX	WATER	XXXXXX	25	100	NONE	1	0809093
0809093-9	SMP	XXXXXX	WATER	XXXXXX	25	100	NONE	1	0809093

Prep Batch ID: AK080912-1

Start Date: 09/12/08
Start Time: 10:45
Prep Analyst: Jason McNall

End Date: 09/12/08
End Time: 13:00

Concentration Method: NONE
Extract Method: NONE
Initial Volume Units: ml
Final Volume Units: ml

Batch Created By: JBM
Date Created: 09/12/08
Time Created: 10:41
Validated By: JBM
Date Validated: 09/12/08
Time Validated: 13:10

Comments:

QC Batch ID: AK080912-1-2

Lab ID	QC Type	Field ID	Matrix	Date Collected	Initial Wt/Vol	Final Wt/Vol	Cleanup Method	Cleanup DF	Order Number
AK080912-1	MB	XXXXXX	WATER	XXXXXX	100	100	NONE	1	0809076
AK080912-1	LCS	XXXXXX	WATER	XXXXXX	100	100	NONE	1	0809076
0809076-11	DUP	Ned Prather Stock Po	WATER	9/10/2008	25	100	NONE	1	0809076
0809093-8	DUP	XXXXXX	WATER	XXXXXX	25	100	NONE	1	0809093
0809076-1	SMP	Ned Prather Spring	WATER	9/10/2008	25	100	NONE	1	0809076
0809076-10	SMP	McKay Gulch	WATER	9/10/2008	25	100	NONE	1	0809076
0809076-11	SMP	Ned Prather Stock Po	WATER	9/10/2008	25	100	NONE	1	0809076
0809076-2	SMP	Ned Prather Spring (D	WATER	9/10/2008	25	100	NONE	1	0809076
0809076-3	SMP	Ned Prather Spring D	WATER	9/10/2008	25	100	NONE	1	0809076
0809076-4	SMP	Ned Prather Spring Ca	WATER	9/10/2008	25	100	NONE	1	0809076
0809076-5	SMP	Spring 2	WATER	9/10/2008	25	100	NONE	1	0809076
0809076-6	SMP	Spring 2 DS-100	WATER	9/10/2008	25	100	NONE	1	0809076
0809076-7	SMP	Ned Prather Stock Po	WATER	9/10/2008	50	100	NONE	1	0809076
0809076-8	SMP	Donna Stock Pond	WATER	9/10/2008	25	100	NONE	1	0809076
0809076-9	SMP	Dick Prather Cabin	WATER	9/10/2008	25	100	NONE	1	0809076
0809093-1	SMP	XXXXXX	WATER	XXXXXX	25	100	NONE	1	0809093
0809093-2	SMP	XXXXXX	WATER	XXXXXX	25	100	NONE	1	0809093
0809093-3	SMP	XXXXXX	WATER	XXXXXX	25	100	NONE	1	0809093
0809093-4	SMP	XXXXXX	WATER	XXXXXX	25	100	NONE	1	0809093
0809093-5	SMP	XXXXXX	WATER	XXXXXX	25	100	NONE	1	0809093
0809093-6	SMP	XXXXXX	WATER	XXXXXX	25	100	NONE	1	0809093
0809093-7	SMP	XXXXXX	WATER	XXXXXX	25	100	NONE	1	0809093
0809093-8	SMP	XXXXXX	WATER	XXXXXX	25	100	NONE	1	0809093
0809093-9	SMP	XXXXXX	WATER	XXXXXX	25	100	NONE	1	0809093

Specific Conductance in Water

Method EPA120.1

Duplicate Sample Results

Lab Name: **Paragon Analytics**
Work Order Number: 0809076
Client Name: URS
ClientProject ID: Prather Phase 1 Investigation

Field ID: Ned Prather Stock Pond
Lab ID: 0809076-11D

Sample Matrix: WATER
% Moisture: N/A
Date Collected: 09/10/2008
Date Extracted: 09/11/2008
Date Analyzed: 09/11/2008

Prep Batch: SC080911-1
QCBatchID: SC080911-1-1
Run ID: sc080911-1a
Cleanup: NONE
Basis: As Received
File Name:

Sample Aliquot: 45 ml
Final Volume: 45 ml
Result Units: umhos/cm
Clean DF: 1

CASNO	Target Analyte	Sample Result	Samp Qual	Duplicate Result	Dup Qual	Reporting Limit	Dilution Factor	RPD	RPD Limit
10-34-4	SPECIFIC CONDUCTIVITY	929		923		1	1	1	10

Data Package ID: *sc0809076-1*

SPECIFIC CONDUCTIVITY

Method EPA120.1

Calibration Verifications

Lab Name: **Paragon Analytics**
Work Order Number: 0809076
Client Name: URS
ClientProject ID: Prather Phase 1 Investigation

Run ID: sc080911-1a
Result Units: umhos/c

Lab ID	Verification Type	Date Analyzed	Time Analyzed	Spike Added	Result	Reporting Limit	Result Qualifier	% Rec.	Control Limits
ICV	Initial Calibration	9/11/2008		718	733	1	N/A	102	646.2 - 789.7
CCV2	Continuing Calibration	9/11/2008		1410	1450	1	N/A	102	1271.7 - 1554.3
CCV1	Continuing Calibration	9/11/2008		1410	1450	1	N/A	103	1271.7 - 1554.3

Data Package ID: *sc0809076-1*

Prep Batch ID: SC080911-1

Start Date: 09/11/08
Start Time: 12:30
Prep Analyst: Jason McNall

End Date: 09/11/08
End Time: 15:30

Concentration Method: NONE
Extract Method: NONE
Initial Volume Units: ml
Final Volume Units: ml

Batch Created By: JBM
Date Created: 09/11/08
Time Created: 9:50
Validated By: JBM
Date Validated: 09/11/08
Time Validated: 15:59

Comments:

QC Batch ID: SC080911-1-1

Lab ID	QC Type	Field ID	Matrix	Date Collected	Initial Wt/Vol	Final Wt/Vol	Cleanup Method	Cleanup DF	Order Number
0809060-1	DUP	XXXXXX	WATER	XXXXXX	45	45	NONE	1	0809060
0809076-11	DUP	Ned Prather Stock Po	WATER	9/10/2008	45	45	NONE	1	0809076
0809060-1	SMP	XXXXXX	WATER	XXXXXX	45	45	NONE	1	0809060
0809060-2	SMP	XXXXXX	WATER	XXXXXX	45	45	NONE	1	0809060
0809060-3	SMP	XXXXXX	WATER	XXXXXX	45	45	NONE	1	0809060
0809060-4	SMP	XXXXXX	WATER	XXXXXX	45	45	NONE	1	0809060
0809060-6	SMP	XXXXXX	WATER	XXXXXX	45	45	NONE	1	0809060
0809060-7	SMP	XXXXXX	WATER	XXXXXX	45	45	NONE	1	0809060
0809060-8	SMP	XXXXXX	WATER	XXXXXX	45	45	NONE	1	0809060
0809076-1	SMP	Ned Prather Spring	WATER	9/10/2008	45	45	NONE	1	0809076
0809076-10	SMP	McKay Gulch	WATER	9/10/2008	45	45	NONE	1	0809076
0809076-11	SMP	Ned Prather Stock Po	WATER	9/10/2008	45	45	NONE	1	0809076
0809076-2	SMP	Ned Prather Spring (D	WATER	9/10/2008	45	45	NONE	1	0809076
0809076-3	SMP	Ned Prather Spring D	WATER	9/10/2008	45	45	NONE	1	0809076
0809076-4	SMP	Ned Prather Spring Ca	WATER	9/10/2008	45	45	NONE	1	0809076
0809076-5	SMP	Spring 2	WATER	9/10/2008	45	45	NONE	1	0809076
0809076-6	SMP	Spring 2 DS-100	WATER	9/10/2008	45	45	NONE	1	0809076
0809076-7	SMP	Ned Prather Stock Po	WATER	9/10/2008	45	45	NONE	1	0809076
0809076-8	SMP	Donna Stock Pond	WATER	9/10/2008	45	45	NONE	1	0809076
0809076-9	SMP	Dick Prather Cabin	WATER	9/10/2008	45	45	NONE	1	0809076

QC Types

CAR	Carrier reference sample	DUP	Laboratory Duplicate
LCS	Laboratory Control Sample	LCSD	Laboratory Control Sample Duplicat
MB	Method Blank	MS	Laboratory Matrix Spike
MSD	Laboratory Matrix Spike Duplicate	REP	Sample replicate
SMP	Field Sample	SYS	Sample Yield Spike

Sulfide

Method EPA376.1

Method Blank

Lab Name: **Paragon Analytics**
Work Order Number: 0809076
Client Name: URS
ClientProject ID: Prather Phase 1 Investigation

Lab ID: S080911-1MB

Sample Matrix: WATER
% Moisture: N/A
Date Collected: N/A
Date Extracted: 11-Sep-08
Date Analyzed: 11-Sep-08
Prep Method: NONE

Prep Batch: S080911-1
QCBatchID: S080911-1-1
Run ID: s080911-1a
Cleanup: NONE
Basis: N/A
File Name:

Sample Aliquot: 200 ml
Final Volume: 200 ml
Result Units: MG/L
Clean DF: 1

CASNO	Target Analyte	DF	Result	Reporting Limit	Result Qualifier	EPA Qualifier
18496-25-8	SULFIDE	1	2	2	U	

Data Package ID: *s0809076-1*

Sulfide

Method EPA376.1

Laboratory Control Sample

Lab Name: **Paragon Analytics**
Work Order Number: 0809076
Client Name: URS
ClientProject ID: Prather Phase 1 Investigation

Lab ID: S080911-1LCS

Sample Matrix: WATER
% Moisture: N/A
Date Collected: N/A
Date Extracted: 09/11/2008
Date Analyzed: 09/11/2008
Prep Method: NONE

Prep Batch: S080911-1
QCBatchID: S080911-1-1
Run ID: s080911-1a
Cleanup: NONE
Basis: N/A
File Name:

Sample Aliquot: 200 ml
Final Volume: 200 ml
Result Units: MG/L
Clean DF: 1

CASNO	Target Analyte	Spike Added	LCS Result	Reporting Limit	Result Qualifier	LCS % Rec.	Control Limits
18496-25-8	SULFIDE	13.4	13.8	2		103	80 - 120%

Data Package ID: *s0809076-1*

Sulfide

Method EPA376.1

Duplicate Sample Results

Lab Name: **Paragon Analytics**
Work Order Number: 0809076
Client Name: URS
ClientProject ID: Prather Phase 1 Investigation

Field ID: Ned Prather Stock Pond
Lab ID: 0809076-11D

Sample Matrix: WATER
% Moisture: N/A
Date Collected: 09/10/2008
Date Extracted: 09/11/2008
Date Analyzed: 09/11/2008

Prep Batch: S080911-1
QCBatchID: S080911-1-1
Run ID: s080911-1a
Cleanup: NONE
Basis: As Received
File Name:

Sample Aliquot: 200 ml
Final Volume: 200 ml
Result Units: MG/L
Clean DF: 1

CASNO	Target Analyte	Sample Result	Samp Qual	Duplicate Result	Dup Qual	Reporting Limit	Dilution Factor	RPD	RPD Limit
18496-25-8	SULFIDE	2	U	2	U	2	1		20

Data Package ID: *s0809076-1*

Sulfide

Method EPA376.1
Calibration Verifications

Lab Name: **Paragon Analytics**
Work Order Number: 0809076
Client Name: URS
ClientProject ID: Prather Phase 1 Investigation

Lab ID: ICV
QC Type: Initial Calibration

File Name:

Run ID: s080911-1a
Date Analyzed: 09/11/2008
Time Analyzed:
Result Units: mg/l

CASNO	Target Analyte	Spike Added	Result	Reporting Limit	Result Qualifier	% Rec.	Control Limits
18496-25-8	SULFIDE	13.4	13.6	2		102	80 - 120%

Data Package ID: *s0809076-1*

Sulfide

Method EPA376.1
Calibration Blanks

Lab Name: **Paragon Analytics**
Work Order Number: 0809076
Client Name: URS
ClientProject ID: Prather Phase 1 Investigation

Lab ID: ICB
QC Type: Initial Calibration

Run ID: s080911-1a
Date Analyzed: 09/11/2008
Time Analyzed:
Result Units: mg/l

CASNO	Target Analyte	Result	Reporting Limit	Result Qualifier
18496-25-8	SULFIDE	2	2	U

Data Package ID: *s0809076-1*

Prep Batch ID: S080911-1

Start Date: 09/11/08
Start Time: 13:45
Prep Analyst: Jason McNall

End Date: 09/11/08
End Time: 15:45

Concentration Method: NONE
Extract Method: NONE
Initial Volume Units: ml
Final Volume Units: ml

Batch Created By: JBM
Date Created: 09/11/08
Time Created: 9:51
Validated By: JBM
Date Validated: 09/11/08
Time Validated: 15:57

Comments:

QC Batch ID: S080911-1-1

Lab ID	QC Type	Field ID	Matrix	Date Collected	Initial Wt/Vol	Final Wt/Vol	Cleanup Method	Cleanup DF	Order Number
S080911-1	MB	XXXXXX	WATER	XXXXXX	200	200	NONE	1	0809076
S080911-1	LCS	XXXXXX	WATER	XXXXXX	200	200	NONE	1	0809076
0809076-11	DUP	Ned Prather Stock Po	WATER	9/10/2008	200	200	NONE	1	0809076
0809060-1	SMP	XXXXXX	WATER	XXXXXX	200	200	NONE	1	0809060
0809060-2	SMP	XXXXXX	WATER	XXXXXX	200	200	NONE	1	0809060
0809060-3	SMP	XXXXXX	WATER	XXXXXX	200	200	NONE	1	0809060
0809060-4	SMP	XXXXXX	WATER	XXXXXX	200	200	NONE	1	0809060
0809060-7	SMP	XXXXXX	WATER	XXXXXX	200	200	NONE	1	0809060
0809060-8	SMP	XXXXXX	WATER	XXXXXX	200	200	NONE	1	0809060
0809076-1	SMP	Ned Prather Spring	WATER	9/10/2008	200	200	NONE	1	0809076
0809076-10	SMP	McKay Gulch	WATER	9/10/2008	200	200	NONE	1	0809076
0809076-11	SMP	Ned Prather Stock Po	WATER	9/10/2008	200	200	NONE	1	0809076
0809076-2	SMP	Ned Prather Spring (D	WATER	9/10/2008	200	200	NONE	1	0809076
0809076-3	SMP	Ned Prather Spring D	WATER	9/10/2008	200	200	NONE	1	0809076
0809076-4	SMP	Ned Prather Spring Ca	WATER	9/10/2008	200	200	NONE	1	0809076
0809076-5	SMP	Spring 2	WATER	9/10/2008	200	200	NONE	1	0809076
0809076-6	SMP	Spring 2 DS-100	WATER	9/10/2008	200	200	NONE	1	0809076
0809076-7	SMP	Ned Prather Stock Po	WATER	9/10/2008	200	200	NONE	1	0809076
0809076-8	SMP	Donna Stock Pond	WATER	9/10/2008	200	200	NONE	1	0809076
0809076-9	SMP	Dick Prather Cabin	WATER	9/10/2008	200	200	NONE	1	0809076

QC Types

CAR	Carrier reference sample		DUP	Laboratory Duplicate
LCS	Laboratory Control Sample		LCSD	Laboratory Control Sample Duplicat
MB	Method Blank		MS	Laboratory Matrix Spike
MSD	Laboratory Matrix Spike Duplicate		REP	Sample replicate
SMP	Field Sample		SYS	Sample Yield Spike

Total Dissolved Solids

Method EPA160.1

Method Blank

Lab Name: **Paragon Analytics**
Work Order Number: 0809076
Client Name: URS
ClientProject ID: Prather Phase 1 Investigation

Lab ID: TD080911-1MB

Sample Matrix: WATER
% Moisture: N/A
Date Collected: N/A
Date Extracted: 11-Sep-08
Date Analyzed: 12-Sep-08
Prep Method: NONE

Prep Batch: TD080911-1
QCBatchID: TD080911-1-1
Run ID: td080912-1a
Cleanup: NONE
Basis: N/A
File Name: Manual Entry

Sample Aliquot: 100 ml
Final Volume: 100 ml
Result Units: MG/L
Clean DF: 1

CASNO	Target Analyte	DF	Result	Reporting Limit	Result Qualifier	EPA Qualifier
10-33-3	TOTAL DISSOLVED SOLIDS	1	20	20	U	

Data Package ID: *td0809076-1*

Total Dissolved Solids

Method EPA160.1

Laboratory Control Sample

Lab Name: **Paragon Analytics**
Work Order Number: 0809076
Client Name: URS
ClientProject ID: Prather Phase 1 Investigation

Lab ID: TD080911-1LCS

Sample Matrix: WATER
% Moisture: N/A
Date Collected: N/A
Date Extracted: 09/11/2008
Date Analyzed: 09/12/2008
Prep Method: NONE

Prep Batch: TD080911-1
QCBatchID: TD080911-1-1
Run ID: td080912-1a
Cleanup: NONE
Basis: N/A
File Name: Manual Entry

Sample Aliquot: 100 ml
Final Volume: 100 ml
Result Units: MG/L
Clean DF: 1

CASNO	Target Analyte	Spike Added	LCS Result	Reporting Limit	Result Qualifier	LCS % Rec.	Control Limits
10-33-3	TOTAL DISSOLVED SOLIDS	400	410	20		103	85 - 115%

Data Package ID: *td0809076-1*

Total Dissolved Solids

Method EPA160.1

Duplicate Sample Results

Lab Name: **Paragon Analytics**
Work Order Number: 0809076
Client Name: URS
ClientProject ID: Prather Phase 1 Investigation

Field ID: Ned Prather Stock Pond
Lab ID: 0809076-11D

Sample Matrix: WATER
% Moisture: N/A
Date Collected: 09/10/2008
Date Extracted: 09/11/2008
Date Analyzed: 09/12/2008

Prep Batch: TD080911-1
QCBatchID: TD080911-1-1
Run ID: td080912-1a
Cleanup: NONE
Basis: As Received
File Name: Manual Entry

Sample Aliquot: 100 ml
Final Volume: 100 ml
Result Units: MG/L
Clean DF: 1

CASNO	Target Analyte	Sample Result	Samp Qual	Duplicate Result	Dup Qual	Reporting Limit	Dilution Factor	RPD	RPD Limit
10-33-3	TOTAL DISSOLVED SOLI	630		617		20	1	2	15

Data Package ID: *td0809076-1*

Prep Batch ID: TD080911-1

Start Date: 09/11/08
Start Time: 10:00
Prep Analyst: Jason McNall

End Date: 09/11/08
End Time: 12:00

Concentration Method: NONE
Extract Method: NONE
Initial Volume Units: ml
Final Volume Units: ml

Batch Created By: JBM
Date Created: 09/11/08
Time Created: 9:50
Validated By: JBM
Date Validated: 09/11/08
Time Validated: 16:14

Comments:

QC Batch ID: TD080911-1-1

Lab ID	QC Type	Field ID	Matrix	Date Collected	Initial Wt/Vol	Final Wt/Vol	Cleanup Method	Cleanup DF	Order Number
TD080911-1	MB	XXXXXX	WATER	XXXXXX	100	100	NONE	1	0809060
TD080911-1	LCS	XXXXXX	WATER	XXXXXX	100	100	NONE	1	0809060
0809060-1	DUP	XXXXXX	WATER	XXXXXX	100	100	NONE	1	0809060
0809076-11	DUP	Ned Prather Stock Po	WATER	9/10/2008	100	100	NONE	1	0809076
0809060-1	SMP	XXXXXX	WATER	XXXXXX	100	100	NONE	1	0809060
0809060-2	SMP	XXXXXX	WATER	XXXXXX	100	100	NONE	1	0809060
0809060-3	SMP	XXXXXX	WATER	XXXXXX	100	100	NONE	1	0809060
0809060-4	SMP	XXXXXX	WATER	XXXXXX	100	100	NONE	1	0809060
0809060-6	SMP	XXXXXX	WATER	XXXXXX	100	100	NONE	1	0809060
0809060-7	SMP	XXXXXX	WATER	XXXXXX	100	100	NONE	1	0809060
0809060-8	SMP	XXXXXX	WATER	XXXXXX	100	100	NONE	1	0809060
0809076-1	SMP	Ned Prather Spring	WATER	9/10/2008	100	100	NONE	1	0809076
0809076-10	SMP	McKay Gulch	WATER	9/10/2008	100	100	NONE	1	0809076
0809076-11	SMP	Ned Prather Stock Po	WATER	9/10/2008	100	100	NONE	1	0809076
0809076-2	SMP	Ned Prather Spring (D	WATER	9/10/2008	100	100	NONE	1	0809076
0809076-3	SMP	Ned Prather Spring D	WATER	9/10/2008	100	100	NONE	1	0809076
0809076-4	SMP	Ned Prather Spring Ca	WATER	9/10/2008	100	100	NONE	1	0809076
0809076-5	SMP	Spring 2	WATER	9/10/2008	25	100	NONE	1	0809076
0809076-6	SMP	Spring 2 DS-100	WATER	9/10/2008	50	100	NONE	1	0809076
0809076-7	SMP	Ned Prather Stock Po	WATER	9/10/2008	50	100	NONE	1	0809076
0809076-8	SMP	Donna Stock Pond	WATER	9/10/2008	100	100	NONE	1	0809076
0809076-9	SMP	Dick Prather Cabin	WATER	9/10/2008	100	100	NONE	1	0809076

Ion Chromatography

Method EPA300.0 Revision 2.1

Method Blank

Lab Name: **Paragon Analytics**
Work Order Number: 0809076
Client Name: URS
ClientProject ID: Prather Phase 1 Investigation

Lab ID: IC080911-1MB

Sample Matrix: WATER
% Moisture: N/A
Date Collected: N/A
Date Extracted: 11-Sep-08
Date Analyzed: 11-Sep-08

Prep Batch: IC080911-1
QCBatchID: IC080911-1-2
Run ID: ic080911-3a
Cleanup: NONE
Basis: N/A
File Name: 80911_011.DXD

Sample Aliquot: 5 ml
Final Volume: 5 ml
Result Units: MG/L
Clean DF: 1

CASNO	Target Analyte	DF	Result	Reporting Limit	MDL	Result Qualifier	EPA Qualifier
16984-48-8	FLUORIDE	1	0.1	0.1	0.033	U	
16887-00-6	CHLORIDE	1	0.12	0.2	0.05	J	
14797-65-0	NITRITE AS N	1	0.1	0.1	0.033	U	
24959-67-9	BROMIDE	1	0.2	0.2	0.078	U	
14797-55-8	NITRATE AS N	1	0.057	0.2	0.05	J	
14808-79-8	SULFATE	1	1	1	0.33	U	

Data Package ID: *ic0809076-1*

Ion Chromatography

Method EPA300.0 Revision 2.1

Laboratory Control Sample

Lab Name: **Paragon Analytics**
Work Order Number: 0809076
Client Name: URS
ClientProject ID: Prather Phase 1 Investigation

Lab ID: IC080911-1LCS

Sample Matrix: WATER
% Moisture: N/A
Date Collected: N/A
Date Extracted: 09/11/2008
Date Analyzed: 09/11/2008
Prep Method: NONE

Prep Batch: IC080911-1
QCBatchID: IC080911-1-2
Run ID: ic080911-3a
Cleanup: NONE
Basis: N/A
File Name: 80911_012.DXD

Sample Aliquot: 5 ml
Final Volume: 5 ml
Result Units: MG/L
Clean DF: 1

CASNO	Target Analyte	Spike Added	LCS Result	Reporting Limit	Result Qualifier	LCS % Rec.	Control Limits
16984-48-8	FLUORIDE	2.5	2.55	0.1		102	90 - 110%
16887-00-6	CHLORIDE	5	4.99	0.2		100	90 - 110%
14797-65-0	NITRITE AS N	2	1.94	0.1		97	90 - 110%
24959-67-9	BROMIDE	5	5.09	0.2		102	90 - 110%
14797-55-8	NITRATE AS N	5	4.87	0.2		97	90 - 110%
14808-79-8	SULFATE	25	26	1		104	90 - 110%

Data Package ID: *ic0809076-1*

Ion Chromatography

Method EPA300.0 Revision 2.1

Matrix Spike And Matrix Spike Duplicate

Lab Name: **Paragon Analytics**
Work Order Number: 0809076
Client Name: URS
ClientProject ID: Prather Phase 1 Investigation

Field ID: Ned Prather Stock Pond
LabID: 0809076-11MS

Sample Matrix: WATER
% Moisture: N/A
Date Collected: 10-Sep-08
Date Extracted: 11-Sep-08
Date Analyzed: 11-Sep-08
Prep Method: NONE

Prep Batch: IC080911-1
QCBatchID: IC080911-1-2
Run ID: ic080911-3a
Cleanup: NONE
Basis: As Received

Sample Aliquot: 5 ml
Final Volume: 5 ml
Result Units: MG/L
File Name: 80910_038.DXD

CASNO	Target Analyte	Sample Result	Samp Qual	MS Result	MS Qual	Reporting Limit	Spike Added	MS % Rec.	Control Limits
16984-48-8	FLUORIDE	0.074	J	1.97		0.1	2	95	85 - 115%
14797-65-0	NITRITE AS N	0.1	U	1.46	N	0.1	2	73	85 - 115%
24959-67-9	BROMIDE	0.59		5.83		0.2	5	105	85 - 115%
14797-55-8	NITRATE AS N	0.2	U	5.14		0.2	5	103	85 - 115%
14808-79-8	SULFATE	50		69.6		1	20	96	85 - 115%

Field ID: Ned Prather Stock Pond
LabID: 0809076-11MSD

Sample Matrix: WATER
% Moisture: N/A
Date Collected: 10-Sep-08
Date Extracted: 11-Sep-08
Date Analyzed: 11-Sep-08
Prep Method: NONE

Prep Batch: IC080911-1
QCBatchID: IC080911-1-2
Run ID: ic080911-3a
Cleanup: NONE
Basis: As Received

Sample Aliquot: 5 ml
Final Volume: 5 ml
Result Units: MG/L
File Name: 80910_039.DXD

CASNO	Target Analyte	MSD Result	MSD Qual	Spike Added	MSD % Rec.	Reporting Limit	RPD Limit	RPD
16984-48-8	FLUORIDE	1.94		2	94	0.1	15	1
14797-65-0	NITRITE AS N	1.51	N	2	76	0.1	15	4
24959-67-9	BROMIDE	6.07		5	110	0.2	15	4
14797-55-8	NITRATE AS N	5.13		5	103	0.2	15	0
14808-79-8	SULFATE	72.1		20	108	1	15	4

Data Package ID: *ic0809076-1*

BROMIDE

Method EPA300.0

Calibration Verifications

Lab Name: **Paragon Analytics**
Work Order Number: 0809076
Client Name: URS
ClientProject ID: Prather Phase 1 Investigation

Run ID: ic080911-3a
Result Units: MG/L

Lab ID	Verification Type	Date Analyzed	Time Analyzed	Spike Added	Result	Reporting Limit	Result Qualifier	% Rec.	Control Limits
ICV	Initial Calibration	8/18/2008	11:31	5	4.96	0.2	N/A	99	90 - 110
CCV1	Continuing Calibration	9/11/2008	13:00	10	9.74	0.2	N/A	97	90 - 110
CCV2	Continuing Calibration	9/11/2008	15:37	10	9.79	0.2	N/A	98	90 - 110
CCV3	Continuing Calibration	9/11/2008	18:14	10	10.1	0.2	N/A	101	90 - 110
CCV4	Continuing Calibration	9/11/2008	20:52	10	10.1	0.2	N/A	101	90 - 110
CCV5	Continuing Calibration	9/11/2008	22:37	10	10.3	0.2	N/A	103	90 - 110

Data Package ID: *ic0809076-1*

CHLORIDE

Method EPA300.0

Calibration Verifications

Lab Name: **Paragon Analytics**
Work Order Number: 0809076
Client Name: URS
ClientProject ID: Prather Phase 1 Investigation

Run ID: ic080911-3a
Result Units: MG/L

Lab ID	Verification Type	Date Analyzed	Time Analyzed	Spike Added	Result	Reporting Limit	Result Qualifier	% Rec.	Control Limits
ICV	Initial Calibration	8/18/2008	11:31	5	5.07	0.2	N/A	101	90 - 110
CCV1	Continuing Calibration	9/11/2008	13:00	10	9.85	0.2	N/A	98	90 - 110
CCV2	Continuing Calibration	9/11/2008	15:37	10	9.81	0.2	N/A	98	90 - 110
CCV3	Continuing Calibration	9/11/2008	18:14	10	10.1	0.2	N/A	101	90 - 110
CCV4	Continuing Calibration	9/11/2008	20:52	10	10.2	0.2	N/A	102	90 - 110
CCV5	Continuing Calibration	9/11/2008	22:37	10	10.3	0.2	N/A	103	90 - 110

Data Package ID: *ic0809076-1*

FLUORIDE

Method EPA300.0

Calibration Verifications

Lab Name: **Paragon Analytics**
Work Order Number: 0809076
Client Name: URS
ClientProject ID: Prather Phase 1 Investigation

Run ID: ic080911-3a
Result Units: MG/L

Lab ID	Verification Type	Date Analyzed	Time Analyzed	Spike Added	Result	Reporting Limit	Result Qualifier	% Rec.	Control Limits
ICV	Initial Calibration	8/18/2008	11:31	2.5	2.56	0.1	N/A	102	90 - 110
CCV1	Continuing Calibration	9/11/2008	13:00	5	4.92	0.1	N/A	98	90 - 110
CCV2	Continuing Calibration	9/11/2008	15:37	5	4.96	0.1	N/A	99	90 - 110
CCV3	Continuing Calibration	9/11/2008	18:14	5	5.18	0.1	N/A	104	90 - 110
CCV4	Continuing Calibration	9/11/2008	20:52	5	5.09	0.1	N/A	102	90 - 110
CCV5	Continuing Calibration	9/11/2008	22:37	5	5.28	0.1	N/A	106	90 - 110

Data Package ID: *ic0809076-1*

NITRATE AS N

Method EPA300.0

Calibration Verifications

Lab Name: **Paragon Analytics**
Work Order Number: 0809076
Client Name: URS
ClientProject ID: Prather Phase 1 Investigation

Run ID: ic080911-3a
Result Units: MG/L

Lab ID	Verification Type	Date Analyzed	Time Analyzed	Spike Added	Result	Reporting Limit	Result Qualifier	% Rec.	Control Limits
ICV	Initial Calibration	8/18/2008	11:31	5	4.95	0.2	N/A	99	90 - 110
CCV1	Continuing Calibration	9/11/2008	13:00	10	9.63	0.2	N/A	96	90 - 110
CCV2	Continuing Calibration	9/11/2008	15:37	10	9.68	0.2	N/A	97	90 - 110
CCV3	Continuing Calibration	9/11/2008	18:14	10	9.66	0.2	N/A	97	90 - 110
CCV4	Continuing Calibration	9/11/2008	20:52	10	9.54	0.2	N/A	95	90 - 110
CCV5	Continuing Calibration	9/11/2008	22:37	10	9.82	0.2	N/A	98	90 - 110

Data Package ID: *ic0809076-1*

NITRITE AS N

Method EPA300.0

Calibration Verifications

Lab Name: **Paragon Analytics**
Work Order Number: 0809076
Client Name: URS
ClientProject ID: Prather Phase 1 Investigation

Run ID: ic080911-3a
Result Units: MG/L

Lab ID	Verification Type	Date Analyzed	Time Analyzed	Spike Added	Result	Reporting Limit	Result Qualifier	% Rec.	Control Limits
ICV	Initial Calibration	8/18/2008	11:31	2	2.02	0.1	N/A	101	90 - 110
CCV1	Continuing Calibration	9/11/2008	13:00	5	4.82	0.1	N/A	96	90 - 110
CCV2	Continuing Calibration	9/11/2008	15:37	5	4.94	0.1	N/A	99	90 - 110
CCV3	Continuing Calibration	9/11/2008	18:14	5	4.98	0.1	N/A	100	90 - 110
CCV4	Continuing Calibration	9/11/2008	20:52	5	4.99	0.1	N/A	100	90 - 110
CCV5	Continuing Calibration	9/11/2008	22:37	5	5.08	0.1	N/A	102	90 - 110

Data Package ID: *ic0809076-1*

SULFATE

Method EPA300.0

Calibration Verifications

Lab Name: **Paragon Analytics**
Work Order Number: 0809076
Client Name: URS
ClientProject ID: Prather Phase 1 Investigation

Run ID: ic080911-3a
Result Units: MG/L

Lab ID	Verification Type	Date Analyzed	Time Analyzed	Spike Added	Result	Reporting Limit	Result Qualifier	% Rec.	Control Limits
ICV	Initial Calibration	8/18/2008	11:31	25	25.5	1	N/A	102	90 - 110
CCV1	Continuing Calibration	9/11/2008	13:00	50	49.4	1	N/A	99	90 - 110
CCV2	Continuing Calibration	9/11/2008	15:37	50	49.4	1	N/A	99	90 - 110
CCV3	Continuing Calibration	9/11/2008	18:14	50	50.4	1	N/A	101	90 - 110
CCV4	Continuing Calibration	9/11/2008	20:52	50	50.4	1	N/A	101	90 - 110
CCV5	Continuing Calibration	9/11/2008	22:37	50	51.3	1	N/A	103	90 - 110

Data Package ID: *ic0809076-1*

BROMIDE

Method EPA300.0

Calibration Blanks

Lab Name: **Paragon Analytics**
Work Order Number: 0809076
Client Name: URS
ClientProject ID: Prather Phase 1 Investigation

Run ID: ic080911-3a
Result Units: MG/L

Lab ID	Verification Type	Date Analyzed	Time Analyzed	Result	Reporting Limit	Flag
ICB	Initial Calibration	8/18/2008	11:44	0.2	0.2	U
CCB1	Continuing Calibration	9/11/2008	13:13	0.2	0.2	U
CCB2	Continuing Calibration	9/11/2008	15:50	0.085	0.2	J
CCB3	Continuing Calibration	9/11/2008	18:28	0.2	0.2	U
CCB4	Continuing Calibration	9/11/2008	21:05	0.2	0.2	U
CCB5	Continuing Calibration	9/11/2008	22:50	0.2	0.2	U

Data Package ID: *ic0809076-1*

CHLORIDE

Method EPA300.0

Calibration Blanks

Lab Name: **Paragon Analytics**
Work Order Number: 0809076
Client Name: URS
ClientProject ID: Prather Phase 1 Investigation

Run ID: ic080911-3a
Result Units: MG/L

Lab ID	Verification Type	Date Analyzed	Time Analyzed	Result	Reporting Limit	Flag
ICB	Initial Calibration	8/18/2008	11:44	0.2	0.2	U
CCB1	Continuing Calibration	9/11/2008	13:13	0.0962	0.2	J
CCB2	Continuing Calibration	9/11/2008	15:50	0.2	0.2	U
CCB3	Continuing Calibration	9/11/2008	18:28	0.113	0.2	J
CCB4	Continuing Calibration	9/11/2008	21:05	0.217	0.2	
CCB5	Continuing Calibration	9/11/2008	22:50	0.0568	0.2	J

Data Package ID: *ic0809076-1*

FLUORIDE

Method EPA300.0

Calibration Blanks

Lab Name: **Paragon Analytics**
Work Order Number: 0809076
Client Name: URS
ClientProject ID: Prather Phase 1 Investigation

Run ID: ic080911-3a
Result Units: MG/L

Lab ID	Verification Type	Date Analyzed	Time Analyzed	Result	Reporting Limit	Flag
ICB	Initial Calibration	8/18/2008	11:44	0.1	0.1	U
CCB1	Continuing Calibration	9/11/2008	13:13	0.1	0.1	U
CCB2	Continuing Calibration	9/11/2008	15:50	0.1	0.1	U
CCB3	Continuing Calibration	9/11/2008	18:28	0.0438	0.1	J
CCB4	Continuing Calibration	9/11/2008	21:05	0.1	0.1	U
CCB5	Continuing Calibration	9/11/2008	22:50	0.1	0.1	U

Data Package ID: *ic0809076-1*

NITRATE AS N

Method EPA300.0

Calibration Blanks

Lab Name: **Paragon Analytics**
Work Order Number: 0809076
Client Name: URS
ClientProject ID: Prather Phase 1 Investigation

Run ID: ic080911-3a
Result Units: MG/L

Lab ID	Verification Type	Date Analyzed	Time Analyzed	Result	Reporting Limit	Flag
ICB	Initial Calibration	8/18/2008	11:44	0.2	0.2	U
CCB1	Continuing Calibration	9/11/2008	13:13	0.2	0.2	U
CCB2	Continuing Calibration	9/11/2008	15:50	0.2	0.2	U
CCB3	Continuing Calibration	9/11/2008	18:28	0.2	0.2	U
CCB4	Continuing Calibration	9/11/2008	21:05	0.2	0.2	U
CCB5	Continuing Calibration	9/11/2008	22:50	0.2	0.2	U

Data Package ID: *ic0809076-1*

NITRITE AS N

Method EPA300.0

Calibration Blanks

Lab Name: **Paragon Analytics**
Work Order Number: 0809076
Client Name: URS
ClientProject ID: Prather Phase 1 Investigation

Run ID: ic080911-3a
Result Units: MG/L

Lab ID	Verification Type	Date Analyzed	Time Analyzed	Result	Reporting Limit	Flag
ICB	Initial Calibration	8/18/2008	11:44	0.1	0.1	U
CCB1	Continuing Calibration	9/11/2008	13:13	0.1	0.1	U
CCB2	Continuing Calibration	9/11/2008	15:50	0.1	0.1	U
CCB3	Continuing Calibration	9/11/2008	18:28	0.1	0.1	U
CCB4	Continuing Calibration	9/11/2008	21:05	0.1	0.1	U
CCB5	Continuing Calibration	9/11/2008	22:50	0.1	0.1	U

Data Package ID: *ic0809076-1*

SULFATE

Method EPA300.0

Calibration Blanks

Lab Name: **Paragon Analytics**
Work Order Number: 0809076
Client Name: URS
ClientProject ID: Prather Phase 1 Investigation

Run ID: ic080911-3a
Result Units: MG/L

Lab ID	Verification Type	Date Analyzed	Time Analyzed	Result	Reporting Limit	Flag
ICB	Initial Calibration	8/18/2008	11:44	0.373	1	J
CCB1	Continuing Calibration	9/11/2008	13:13	0.419	1	J
CCB2	Continuing Calibration	9/11/2008	15:50	0.407	1	J
CCB3	Continuing Calibration	9/11/2008	18:28	0.407	1	J
CCB4	Continuing Calibration	9/11/2008	21:05	0.513	1	J
CCB5	Continuing Calibration	9/11/2008	22:50	1	1	U

Data Package ID: *ic0809076-1*

Prep Batch ID: IC080911-1

Start Date: 09/11/08
Start Time: 11:00
Prep Analyst: Eric Allen Lintner

End Date: 09/11/08
End Time: 12:00

Concentration Method: NONE
Extract Method: NONE
Initial Volume Units: ml
Final Volume Units: ml

Batch Created By: EAL
Date Created: 09/11/08
Time Created: 12:50
Validated By: EAL
Date Validated: 09/11/08
Time Validated: 14:13

Comments:

QC Batch ID: IC080911-1-2

Lab ID	QC Type	Field ID	Matrix	Date Collected	Initial Wt/Vol	Final Wt/Vol	Cleanup Method	Cleanup DF	Order Number
IC080911-1	MB	XXXXXX	WATER	XXXXXX	5	5	NONE	1	0809076
IC080911-1	LCS	XXXXXX	WATER	XXXXXX	5	5	NONE	1	0809076
0809076-11	MS	Ned Prather Stock Po	WATER	9/10/2008	5	5	NONE	1	0809076
0809076-11	MSD	Ned Prather Stock Po	WATER	9/10/2008	5	5	NONE	1	0809076
0809076-1	SMP	Ned Prather Spring	WATER	9/10/2008	5	5	NONE	1	0809076
0809076-10	SMP	McKay Gulch	WATER	9/10/2008	5	5	NONE	1	0809076
0809076-11	SMP	Ned Prather Stock Po	WATER	9/10/2008	5	5	NONE	1	0809076
0809076-2	SMP	Ned Prather Spring (D	WATER	9/10/2008	5	5	NONE	1	0809076
0809076-3	SMP	Ned Prather Spring D	WATER	9/10/2008	5	5	NONE	1	0809076
0809076-4	SMP	Ned Prather Spring Ca	WATER	9/10/2008	5	5	NONE	1	0809076
0809076-5	SMP	Spring 2	WATER	9/10/2008	5	5	NONE	1	0809076
0809076-6	SMP	Spring 2 DS-100	WATER	9/10/2008	5	5	NONE	1	0809076
0809076-7	SMP	Ned Prather Stock Po	WATER	9/10/2008	5	5	NONE	1	0809076
0809076-8	SMP	Donna Stock Pond	WATER	9/10/2008	5	5	NONE	1	0809076
0809076-9	SMP	Dick Prather Cabin	WATER	9/10/2008	5	5	NONE	1	0809076

QC Types

CAR	Carrier reference sample		DUP	Laboratory Duplicate
LCS	Laboratory Control Sample		LCSD	Laboratory Control Sample Duplicat
MB	Method Blank		MS	Laboratory Matrix Spike
MSD	Laboratory Matrix Spike Duplicate		REP	Sample replicate
SMP	Field Sample		SYS	Sample Yield Spike

Supporting Raw Data

Alkalinity Raw Data Worksheet

Anal Run ID **AK080912-1A**

Anal Start Date **9/12/2008**

1045-1300
JBM
9/12/08

Standardization Ref ID **AlkalinityCAL080912-1**

Standardization Of Alkalinity

Rep Num	THAM Conc	Aliq Titrated (mL)	vol to pH 4.5(mL)	HCl Conc(N)	Conc Units
1	0.2	1	10.38	0.0192678	N
2	0.2	1	10.3	0.0194175	N
3	0.2	1	10.25	0.0195122	N

Avg HCl Conc: 0.01939916

Rev 9/12/08

Num	Don't Use	ReRun Num	Lab ID	QC Type	Anal Dil	Aliq Titrated (mL)	vol to pH 8.3(mL)	vol to pH 4.5(mL)	total vol(mL)	HCO3 (mg/L as CaCO3)	CO3 (mg/L as CaCO3)	OH (mg/L as CaCO3)	Total Alk (mg/L as CaCO3)	Expected	%Rec
1	☐	0	ICV	ICV	1	100	4.88	5.34	10.22	4.461808	94.66792	0	99.12973		
2	☐	0	ICB	ICB	1	100	0	0.23	0.23	2.230904	0	0	2.230904		
3	☐	0	AK080912-1	MB	1	100	0	0.25	0.25	2.424896	0	0	2.424896		
4	☐	0	AK080912-1	LCS	1	100	5.05	5.23	10.28	1.745928	97.96578	0	99.71171		
5	☐	0	0809076-1	SMP	1	25	0	7.44	7.44	288.6596	0	0	288.6596		
6	☐	0	0809076-2	SMP	1	25	0	7.49	7.49	290.5995	0	0	290.5995		
7	☐	0	0809076-3	SMP	1	25	0	7.25	7.25	281.2879	0	0	281.2879		
8	☐	0	0809076-4	SMP	1	25	0	4.34	4.34	168.3848	0	0	168.3848		
9	☐	0	0809076-5	SMP	1	25	0	8.37	8.37	324.742	0	0	324.742		
10	☐	0	0809076-6	SMP	1	25	0	5.91	5.91	229.2981	0	0	229.2981		
11	☐	0	0809076-7	SMP	1	50	0.47	3.79	4.26	64.40522	18.23521	0	82.64043		
12	☐	0	0809076-8	SMP	1	25	0	6.9	6.9	267.7085	0	0	267.7085		
13	☐	0	0809076-9	SMP	1	25	0	6.43	6.43	249.4733	0	0	249.4733		
14	☐	0	0809076-10	SMP	1	25	0	6.53	6.53	253.3531	0	0	253.3531		
15	☐	0	0809076-11	SMP	1	25	0	6.43	6.43	249.4733	0	0	249.4733		
16	☐	0	0809076-11	DUP	1	25	0	6.49	6.49	251.8011	0	0	251.8011		
17	☐	0	0809093-1	SMP	1	25	0	5.84	5.84	226.5822	0	0	226.5822		
18	☐	0	0809093-2	SMP	1	25	0	6.42	6.42	249.0853	0	0	249.0853		
19	☐	0	0809093-3	SMP	1	25	0	5.22	5.22	202.5273	0	0	202.5273		
20	☐	0	0809093-4	SMP	1	25	0	5.34	5.34	207.1831	0	0	207.1831		
21	☐	0	0809093-5	SMP	1	25	0	5.91	5.91	229.2981	0	0	229.2981		
22	☐	0	0809093-6	SMP	1	25	0	5.53	5.53	214.5548	0	0	214.5548		
23	☐	0	CCV1	CCV	1	100	5.05	5.15	10.2	0.9699619	97.96578	0	98.93575		
24	☐	0	CCB1	CCB	1	100	0	0.29	0.29	2.812879	0	0	2.812879		
25	☐	0	0809093-7	SMP	1	25	0	5.47	5.47	212.2269	0	0	212.2269		
26	☐	0	0809093-8	SMP	1	25	0	5.7	5.7	221.1505	0	0	221.1505		
27	☐	0	0809093-8	DUP	1	25	0	5.77	5.77	223.8664	0	0	223.8664		
28	☐	0	0809093-9	SMP	1	25	0	5.51	5.51	213.7788	0	0	213.7788		

Comments:

Standards, Batch QC, and Matrix Spike Information

ID	Parent ID	Parent Conc	Parent Vol.	Final Vol.
ICV	ST071128-4	10000	1	100
CCV	ST071128-4	10000	1	100

Reagent List:

0.020 N HCl Titrant	RG080912-2
Phenolphthalein Indicator	RG080908-1
Bromocresol Green Indicator	RG080805-1
0.20 N Std. THAM	ST071128-3
0.20 N NaCO3 (ICV, LCS, CCV's - 1.0 mL)	ST071128-4

JBM
9/12/08

Specific Conductivity Calculations & Quality Control Results

Prep & Analysis Date: 9/11/2008
Prep & Analysis Time: 1230-1530
Analyst: JBM JBM 9/11/08 Rev. C 9/12/08

ID	sample vol (mL)	Temp. °C	Conductivity Reading (umhos/cm)	% Recovery	recovery limit
Calibration Standard (*)	NA	26.8	1413		
ICV-2nd Source (**)	NA	26.8	733	102	646.2 - 789.8
0809060-1	45	26.8	526		
0809060-1DUP	45	26.8	537		
0809060-2	45	26.8	509		
0809060-3	45	26.8	551		
0809060-4	45	26.8	524		
0809060-6	45	26.8	763		
0809060-7	45	26.8	1188		
0809060-8	45	26.8	1396		
0809076-1	45	26.8	894		
0809076-2	45	26.8	895		
CCV-1 (*)	NA	26.8	1451	103	1271.7 - 1554.3
0809076-3	45	26.8	831		
0809076-4	45	26.8	560		
0809076-5	45	26.8	2510		
0809076-6	45	26.8	1397		
0809076-7	45	26.8	1141		
0809076-8	45	26.8	920		
0809076-9	45	26.8	776		
0809076-10	45	26.8	804		
0809076-11	45	26.8	929		
0809076-11dup	45	26.8	923		
CCV-2 (*)	NA	26.8	1446	102	1271.7 - 1554.3

DUPLICATE SUMMARY

ID	native Spec. Cond. Value	duplic Spec. Cond. Value	RPD %	RPD accept. limit
0809060-1	526	537	2	0-10%
0809076-11	929	923	1	0-10%

Specific Conductivity - EPA Method 120.1/9050A/SM2510B - SOP 1128 Rev5

Instrument : Fisher Scientific Conductivity/pH/mV meter model accumet 50 (SN C0000643)
Electrode : YSI Incorporated. Model 3440 (Cell K = 10/cm) OR
VWR Digital Conductivity Meter w/ electrode NIST (SN A22036)

Reagent List: 0.010 M KCl Solution [1413umhos/cm] (*):
ST080502-1
0.005 M KCl Solution [718umhos/cm] (**): JBM 9/11/08
ST080502-2

0911SC

Sulfide in Water Calculations

Prep and Analysis Date: 9/11/2008
Prep and Analysis Time: 1345-1545
Analyst: JBM

JBM 9/11/08

F = sulfide (mg/L) = (B*C-D*E)*16*1000/A
G = DL = 2*200/A

Rev G 9/12/08

sample ID:	A sample aliquot titrated mL	B conc std I2 meq/mL	C vol std I2 mL	D thiosulf conc (meq/mL)	E thiosulf vol (mL)	F sulfide conc mg/L	G Detection Limit mg/L
ICV	200	0.0253	10.14	0.02401	3.58	13.64	2
ICB	200	0.0253	2.76	0.02401	2.87	0.07	2
S080911-1MB	200	0.0253	2.81	0.02401	2.92	0.08	2
S080911-1LCS	200	0.0253	10.19	0.02401	3.55	13.80	2
0809076-11	200	0.0253	2.94	0.02401	3.10	-0.01	2
0809076-11dup	200	0.0253	2.92	0.02401	2.97	0.20	2
0809060-1	200	0.0253	2.63	0.02401	2.80	-0.06	2
0809060-2	200	0.0253	4.48	0.02401	4.58	0.27	2
* 0809060-3	200	0.0253	2.86	0.02401	3.03	-0.03	2
0809060-4	200	0.0253	4.79	0.02401	5.33	-0.55	2
0809060-7	200	0.0253	2.74	0.02401	2.87	0.03	2
0809060-8	200	0.0253	2.86	0.02401	3.09	-0.15	2
0809076-1	200	0.0253	2.72	0.02401	2.74	0.24	2
0809076-2	200	0.0253	2.66	0.02401	2.71	0.18	2
0809076-3	200	0.0253	2.73	0.02401	2.95	-0.14	2
0809076-4	200	0.0253	2.88	0.02401	3.07	-0.07	2
0809076-5	200	0.0253	2.78	0.02401	2.91	0.04	2
0809076-6	200	0.0253	2.94	0.02401	3.04	0.11	2
0809076-7	200	0.0253	2.88	0.02401	3.01	0.05	2
0809076-8	200	0.0253	2.65	0.02401	2.73	0.12	2
0809076-9	200	0.0253	2.70	0.02401	2.64	0.39	2
0809076-10	200	0.0253	2.84	0.02401	2.79	0.39	2

*= SAMPLE WAS NOT SHAKEN, DO TO HEAVY SEDIMENTS IN THE BOTTOM OF THE BOTTLE.

Concentration of Sodium Thiosulfate = 0.02401

Standardization of iodine solution:

iodine vol titrated (mL)	thiosulf vol (mL)	thiosulf conc (meq/mL)	calc iodine conc (meq/mL)
2.57	2.71	0.02401	0.0253
2.63	2.78	0.02401	0.0254
2.87	3.01	0.02401	0.0252
		mean =	0.0253

Reagent List:

Sulfide Spike Solution:
ST080430-1
6 N HCl:
RG080911-2
Sodium Thiosulfate Solution:
RG080321-2
Iodine (I2) Solution:
RG080910-1
Starch Indicator:
RG070824-1

JBM 9/11/08

Standardization of sulfide spike

S std vol titrated (mL)	iodine vol titrated (mL)	iodine conc (meq/mL)	thiosulf vol (mL)	calc S std conc (meq/mL)	std conc (mg/L)
0.50	9.18	0.0253	2.84	0.3280	5248
0.50	8.51	0.0253	1.88	0.3402	5443
0.50	9.46	0.0253	2.94	0.3374	5398
				mean =	5363

Sulfide Quality Control Results

Prep and Analysis Date: 9/11/2008

BLANK SUMMARY

	blank S conc (mg/L)	blank reporting limit (mg/L)
S080911-1MB	0.0	2.0

LCS (BLANK SPIKE) SUMMARY

	vol spike S std added (mL)	spike added S conc (mg/L)	S conc found (mg/L)	recovery %	recovery accept limit
ICV	0.50	13.408	13.641	102	80-120 %
S080911-1LCS	0.50	13.408	13.800	103	80-120 %

DUPLICATE SUMMARY

	sample conc (mg/L)	duplic conc (mg/L)	RPD %	RPD accept. limit
0809076-11	ND	ND	NA	0-20%

ND = Not Detected
NA = Not Applicable

JBM 9/11/08

Sulfide Method 376.1 / SOP 1120

TDS Raw Data Worksheet

Anal Run ID **TD080912-1A**

Anal Start Date **9/12/2008**

Prep 9/11/08 1000-1200

Analyze 9/12/08 0915-1415 JBM 9/15/08

Rev 9/15/08

Num	Don't Use	ReRun Num	Lab ID	QC Type	Samp Vol (ml)	Empty Beaker (g)	A - Beaker + Residue gross (g)	A - Net mass (mg)	B - Beaker + Residue gross (g)	B - Net mass (mg)	gross A vs gross B (+/- 0.5mg)	% mass loss (<= 4%)	calculated conc (mg/L)	DL (mg/L)
1	☐	0	TD080911-1	MB	100	78.3384	78.3379	-0.5	78.3383	-0.1	0.4	NA	-1	20
2	☐	0	TD080911-1	LCS	100	66.3791	66.4204	41.3	66.4201	41	0.3	0.73%	410	20
3	☐	0	0809060-1	SMP	100	65.6761	65.7134	37.3	65.7135	37.4	0.1	0.27%	374	20
4	☐	0	0809060-1	DUP	100	65.8472	65.8844	37.2	65.8844	37.2	0	0.00%	372	20
5	☐	0	0809060-2	SMP	100	81.257	81.2954	38.4	81.2953	38.3	0.1	0.26%	383	20
6	☐	0	0809060-3	SMP	100	75.8876	75.9241	36.5	75.9239	36.3	0.2	0.55%	363	20
7	☐	0	0809060-4	SMP	100	66.7171	66.7597	42.6	66.7594	42.3	0.3	0.71%	423	20
8	☐	0	0809060-6	SMP	100	75.7459	75.8013	55.4	75.8007	54.8	0.6	1.09%	548	20
9	☐	0	0809060-7	SMP	100	81.0381	81.1308	92.7	81.1284	90.3	2.4	2.62%	903	20
10	☐	0	0809060-8	SMP	100	76.829	76.9321	103.1	76.9299	100.9	2.2	2.16%	1009	20
11	☐	0	0809076-1	SMP	100	66.0113	66.0674	56.1	66.0669	55.6	0.5	0.90%	556	20
12	☐	0	0809076-2	SMP	100	65.3514	65.4084	57	65.4084	57	0	0.00%	570	20
13	☐	0	0809076-3	SMP	100	66.0667	66.1191	52.4	66.1192	52.5	0.1	0.19%	525	20
14	☐	0	0809076-4	SMP	100	65.6751	65.707	31.9	65.7071	32	0.1	0.31%	320	20
15	☐	0	0809076-5	SMP	25	44.5929	44.644	51.1	44.6433	50.4	0.7	1.38%	2016	80
16	☐	0	0809076-6	SMP	50	65.8783	65.9328	54.5	65.9308	52.5	2	3.74%	1050	40
17	☐	0	0809076-7	SMP	50	78.0147	78.0564	41.7	78.0574	42.7	1	2.37%	854	40
18	☐	0	0809076-8	SMP	100	65.865	65.9253	60.3	65.9242	59.2	1.1	1.84%	592	20
19	☐	0	0809076-9	SMP	100	78.2697	78.3202	50.5	78.3195	49.8	0.7	1.40%	498	20
20	☐	0	0809076-10	SMP	100	65.6817	65.7342	52.5	65.7331	51.4	1.1	2.12%	514	20
21	☐	0	0809076-11	SMP	100	78.9382	79.0027	64.5	79.0009	62.7	1.8	2.83%	627	20
22	☐	0	0809076-11	DUP	100	78.2722	78.3363	64.1	78.3339	61.7	2.4	3.82%	617	20

Comments: (0809060-6) An Aliquot was poured off and centrifuged, The remaining liquid was then filtered for analysis.

Standards, Batch QC, and Matrix Spike Information

ID	Parent ID	Parent Conc	Parent Vol.	Final Vol.
LCS	ST080414-1	40000	1	100

Reagent List:

TDS Spike Solution: 40.0 mg NaCl/mL **ST080414-1**

JBM
9/15/08

Schedule File: C:\PeakNet\schedule\080818.sch

Line	Sample	Sample Type	Method	Data File	Comment
1	5X STD	Calibration	080818.met	c:\peaknet\data\080818\080818_001.dxd	
2	10X STD	Calibration	080818.met	c:\peaknet\data\080818\080818_002.dxd	
3	25X STD	Calibration	080818.met	c:\peaknet\data\080818\080818_003.dxd	
4	100X STD	Calibration	080818.met	c:\peaknet\data\080818\080818_004.dxd	
5	1000X STD	Calibration	080818.met	c:\peaknet\data\080818\080818_005.dxd	
6	0 STD	Calibration	080818.met	c:\peaknet\data\080818\080818_006.dxd	
7	ICV	Sample	080818.met	c:\peaknet\data\080818\080818_007.dxd	ICV
8	ICB	Sample	080818.met	c:\peaknet\data\080818\080818_008.dxd	ICB
9	0808044-1 20X	Sample	080818.met	c:\peaknet\data\080818\080818_009.dxd	CL,SO4-9056
10	0808044-2 200X	Sample	080818.met	c:\peaknet\data\080818\080818_010.dxd	CL,SO4-9056
11	0808044-3 10X	Sample	080818.met	c:\peaknet\data\080818\080818_011.dxd	CL,SO4-9056
12	0808044-4 50X	Sample	080818.met	c:\peaknet\data\080818\080818_012.dxd	CL,SO4-9056
13	0808044-5 100X	Sample	080818.met	c:\peaknet\data\080818\080818_013.dxd	CL,SO4-9056
14	0808044-6 100X	Sample	080818.met	c:\peaknet\data\080818\080818_014.dxd	CL,SO4-9056
15	0808044-7 100X	Sample	080818.met	c:\peaknet\data\080818\080818_015.dxd	CL,SO4-9056
16	0808044-8 100X	Sample	080818.met	c:\peaknet\data\080818\080818_016.dxd	CL,SO4-9056
17	0808044-9 5000X	Sample	080818.met	c:\peaknet\data\080818\080818_017.dxd	CL-9056
18	0808044-10 50X	Sample	080818.met	c:\peaknet\data\080818\080818_018.dxd	CL,SO4-9056
19	CCV	Sample	080818.met	c:\peaknet\data\080818\080818_019.dxd	CCV
20	CCB	Sample	080818.met	c:\peaknet\data\080818\080818_020.dxd	CCB
21	0808044-11 200X	Sample	080818.met	c:\peaknet\data\080818\080818_021.dxd	CL,SO4-9056
22	0808044-12 200X	Sample	080818.met	c:\peaknet\data\080818\080818_022.dxd	CL,SO4-9056
23	0808044-13 200X	Sample	080818.met	c:\peaknet\data\080818\080818_023.dxd	CL,SO4-9056
24	0808044-14 10X	Sample	080818.met	c:\peaknet\data\080818\080818_024.dxd	~~CL,SO4-9056~~
25	0808044-15 50X	Sample	080818.met	c:\peaknet\data\080818\080818_025.dxd	CL,SO4-9056
26	0808044-16 50X	Sample	080818.met	c:\peaknet\data\080818\080818_026.dxd	CL,SO4-9056
27	0808044-17 50X	Sample	080818.met	c:\peaknet\data\080818\080818_027.dxd	CL,SO4-9056
28	0808044-18 200X	Sample	080818.met	c:\peaknet\data\080818\080818_028.dxd	CL,SO4-9056
29	0808044-19 100X	Sample	080818.met	c:\peaknet\data\080818\080818_029.dxd	CL,SO4-9056
30	0808044-20 500X	Sample	080818.met	c:\peaknet\data\080818\080818_030.dxd	CL,SO4-9056
31	CCV	Sample	080818.met	c:\peaknet\data\080818\080818_031.dxd	CCV
32	CCB	Sample	080818.met	c:\peaknet\data\080818\080818_032.dxd	CCB
33	0808044-21 500X	Sample	080818.met	c:\peaknet\data\080818\080818_033.dxd	CL,SO4-9056
34	0808044-22 200X	Sample	080818.met	c:\peaknet\data\080818\080818_034.dxd	CL,SO4-9056
35	0808044-23 200X	Sample	080818.met	c:\peaknet\data\080818\080818_035.dxd	CL,SO4-9056
36	0808044-24 200X	Sample	080818.met	c:\peaknet\data\080818\080818_036.dxd	CL,SO4-9056
37	0808044-25 100X	Sample	080818.met	c:\peaknet\data\080818\080818_037.dxd	CL,SO4-9056
38	0808044-26 500X	Sample	080818.met	c:\peaknet\data\080818\080818_038.dxd	CL,SO4-9056
39	0808044-27 5000X	Sample	080818.met	c:\peaknet\data\080818\080818_039.dxd	CL-9056
40	0808044-28 50X	Sample	080818.met	c:\peaknet\data\080818\080818_040.dxd	CL,SO4-9056
41	0808044-29 50X	Sample	080818.met	c:\peaknet\data\080818\080818_041.dxd	CL,SO4-9056
42	0808044-30 100X	Sample	080818.met	c:\peaknet\data\080818\080818_042.dxd	CL,SO4-9056
43	CCV	Sample	080818.met	c:\peaknet\data\080818\080818_043.dxd	CCV
44	CCB	Sample	080818.met	c:\peaknet\data\080818\080818_044.dxd	CCB
45	0808044-31 200X	Sample	080818.met	c:\peaknet\data\080818\080818_045.dxd	CL,SO4-9056
46	0808044-3 200X	Sample	080818.met	c:\peaknet\data\080818\080818_046.dxd	CL,SO4-9056
47	0808044-33 500X	Sample	080818.met	c:\peaknet\data\080818\080818_047.dxd	CL,SO4-9056
48	0808044-34 1000X	Sample	080818.met	c:\peaknet\data\080818\080818_048.dxd	CL,SO4-9056
49	0808044-35 20X	Sample	080818.met	c:\peaknet\data\080818\080818_049.dxd	CL,SO4-9056
50	0808044-36 200X	Sample	080818.met	c:\peaknet\data\080818\080818_050.dxd	CL,SO4-9056
51	0808114-6 50X	Sample	080818.met	c:\peaknet\data\080818\080818_051.dxd	CL,SO4-9056
52	0808114-11 10X	Sample	080818.met	c:\peaknet\data\080818\080818_052.dxd	CL-9056
53	0808114-12 20X	Sample	080818.met	c:\peaknet\data\080818\080818_053.dxd	CL-9056
54	IC080818-1MB	Sample	080818.met	c:\peaknet\data\080818\080818_054.dxd	WATER
55	CCV	Sample	080818.met	c:\peaknet\data\080818\080818_055.dxd	CCV
56	CCB	Sample	080818.met	c:\peaknet\data\080818\080818_056.dxd	CCB – Cl 0.31mg/L *
57	IC080818-1LCS	Sample	080818.met	c:\peaknet\data\080818\080818_057.dxd	WATER
58	0808139-1 50X	Sample	080818.met	c:\peaknet\data\080818\080818_058.dxd	~~CL~~,SO4-9056
59	0808139-1MS 50X	Sample	080818.met	c:\peaknet\data\080818\080818_059.dxd	~~CL~~,SO4-9056
60	0808139-1MSD 50X	Sample	080818.met	c:\peaknet\data\080818\080818_060.dxd	~~CL~~,SO4-9056
61	0808139-2 100X	Sample	080818.met	c:\peaknet\data\080818\080818_061.dxd	~~CL~~,SO4-9056
62	0808139-3 100X	Sample	080818.met	c:\peaknet\data\080818\080818_062.dxd	CL,SO4-9056
63	0808139-4 100X	Sample	080818.met	c:\peaknet\data\080818\080818_063.dxd	CL,SO4-9056
64	0808139-5 20X	Sample	080818.met	c:\peaknet\data\080818\080818_064.dxd	~~CL~~,SO4-9056
65	0808139-6 50X	Sample	080818.met	c:\peaknet\data\080818\080818_065.dxd	CL,SO4-9056
66	0808139-7 50X	Sample	080818.met	c:\peaknet\data\080818\080818_066.dxd	~~CL~~,SO4-9056
67	CCV	Sample	080818.met	c:\peaknet\data\080818\080818_067.dxd	CCV
68	CCB	Sample	080818.met	c:\peaknet\data\080818\080818_068.dxd	CCB
69	0808139-8 10X	Sample	080818.met	c:\peaknet\data\080818\080818_069.dxd	CL,SO4-9056
70	0808139-9 50X	Sample	080818.met	c:\peaknet\data\080818\080818_070.dxd	CL,SO4-9056
71	0808044-10 100X	Sample	080818.met	c:\peaknet\data\080818\080818_071.dxd	CL-9056
72	0808044-11 500X	Sample	080818.met	c:\peaknet\data\080818\080818_072.dxd	CL-9056
73	0808044-14 20X	Sample	080818.met	c:\peaknet\data\080818\080818_073.dxd	CL,SO4-9056
74	0808044-15 100X	Sample	080818.met	c:\peaknet\data\080818\080818_074.dxd	CL,SO4-9056
75	0808044-18 500X	Sample	080818.met	c:\peaknet\data\080818\080818_075.dxd	CL,SO4-9056
76	0808044-19 200X	Sample	080818.met	c:\peaknet\data\080818\080818_076.dxd	CL,SO4-9056
77	CCV	Sample	080818.met	c:\peaknet\data\080818\080818_077.dxd	CCV
78	CCB	Sample	080818.met	c:\peaknet\data\080818\080818_078.dxd	CCB – SO4 0.52mg/L *
79	STOP.MET	Sample	stop.met		

Default Method Path: C:\PEAKNET\METHOD
Default Data Path: C:\PEAKNET\DATA\080414
Comment:
BatchDx created schedule. Analyst: 8/19/08 JBM 8/19/08
Instrument #1: DIONEX DX-120. ID Serial Number: 99060762
Analytical Column: Dionex IonPac AS14 S/N 022150
Methods: EPA 300.0 and SW9056. Paragon SOP 1113
Eluent: Made daily, 10mL of Eluent Concentrate ID: RG080610-2 to 1000mL of DI water.

* SAMPLES 'ND' OR 10X > THAN FOUND IN BLANK.

Schedule File: C:\PeakNet\schedule\080818.sch

	Final	ID		Aliq
cal std level 1 (1000x)	10.00	ST080722-8,	ST080623-5	0.01
cal std level 2 (100x)	5.00	"	"	0.05
cal std level 3 (25x)	5.00	"	"	0.20
cal std level 4 (10x)	5.00	"	"	0.50
cal std level 5 (5x)	5.00	"	"	1.00
CCV	5.00	ST080722-8,	ST080722-13	0.50
ICV	5.00	ST080225-1		0.25
		ST080623-4		0.05
LCS(aq)	5.00	ST080225-1		0.25
		ST080722-12		0.05
MS/MSD (waters)	5.00	ST080219-9		0.05
		ST080722-11		0.05

Dilutions Table: All to 5mL Final Volume

10X	0.5mL
20X	0.25mL
25X	0.2mL
50X	0.1mL
100X	0.05mL
200X	0.025mL
500X	0.01mL

Method:C:\PEAKNET\METHOD\080818.MET Updated:8/18/08 11:34:26 AM Total:8

JBM 8/19/08

1. Component:Fluoride
Standard:External Fit Type:Quadratic
Origin:Ignore Calibration:Area
r^2=0.999894
Amt=-4.779941e-010*Resp²+
6.495115e-003*Resp+37.98

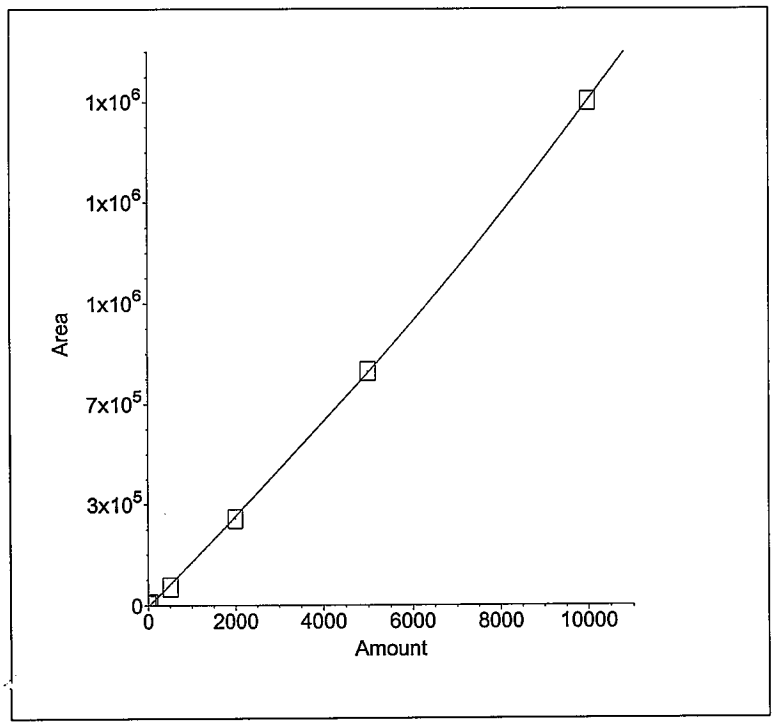

2. Component:Chloride
Standard:External Fit Type:Quadratic
Origin:Ignore Calibration:Area
r^2=0.999982
Amt=-4.081790e-010*Resp²+
7.957583e-003*Resp+2.302

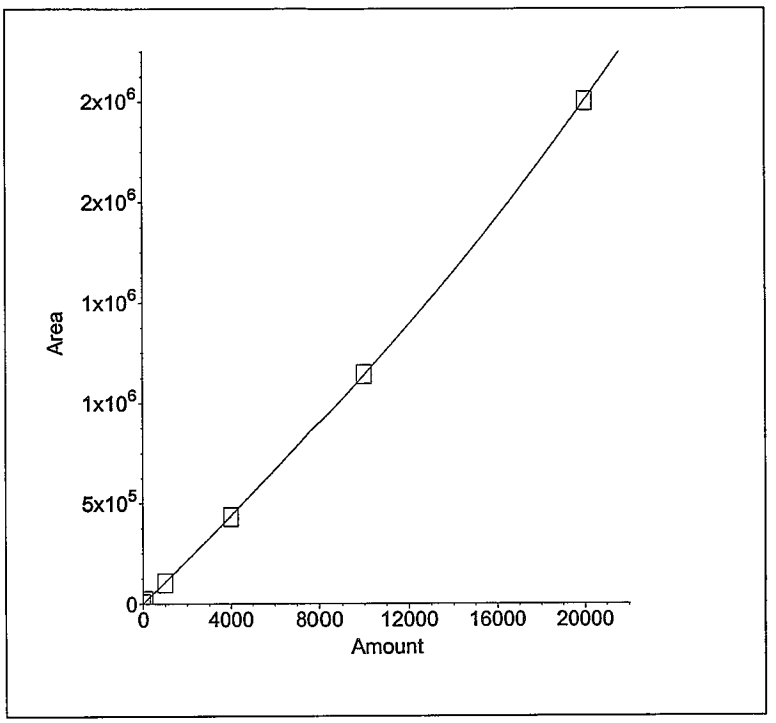

3. Component:Nitrite as N
Standard:External Fit Type:Quadratic
Origin:Ignore Calibration:Area
r^2=0.999998
Amt=-1.486609e-010*Resp²+
3.820952e-003*Resp+12.14

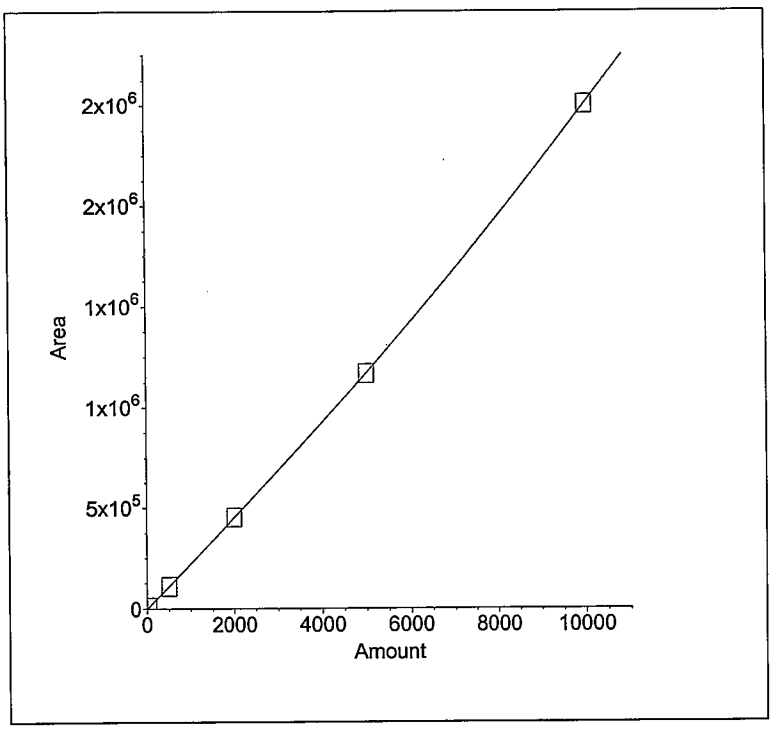

4. Component:Bromide
Standard:External Fit Type:Quadratic
Origin:Ignore Calibration:Area
r^2=0.999999
Amt=-1.413301e-009*Resp²+
1.929789e-002*Resp+4.883

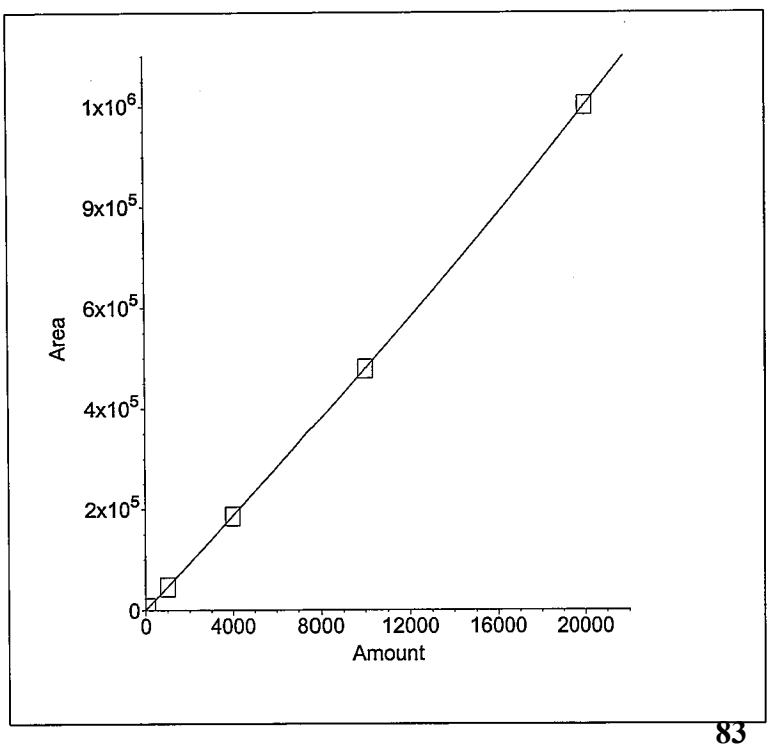

5. Component:Nitrate as N
Standard:External Fit Type:Quadratic
Origin:Ignore Calibration:Area
r^2=0.999957
Amt=-6.684618e-011*Resp²+
2.982954e-003*Resp+31.14

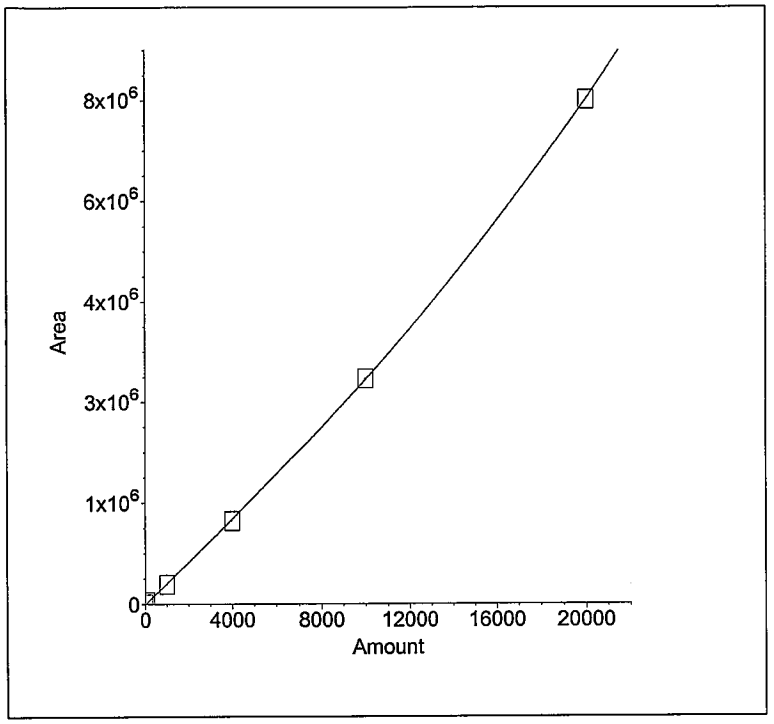

6. Component:Orthophosphate as P
Standard:External Fit Type:Quadratic
Origin:Ignore Calibration:Area
r^2=0.999931
Amt=-3.408274e-010*Resp²+
8.704931e-003*Resp+-54.69

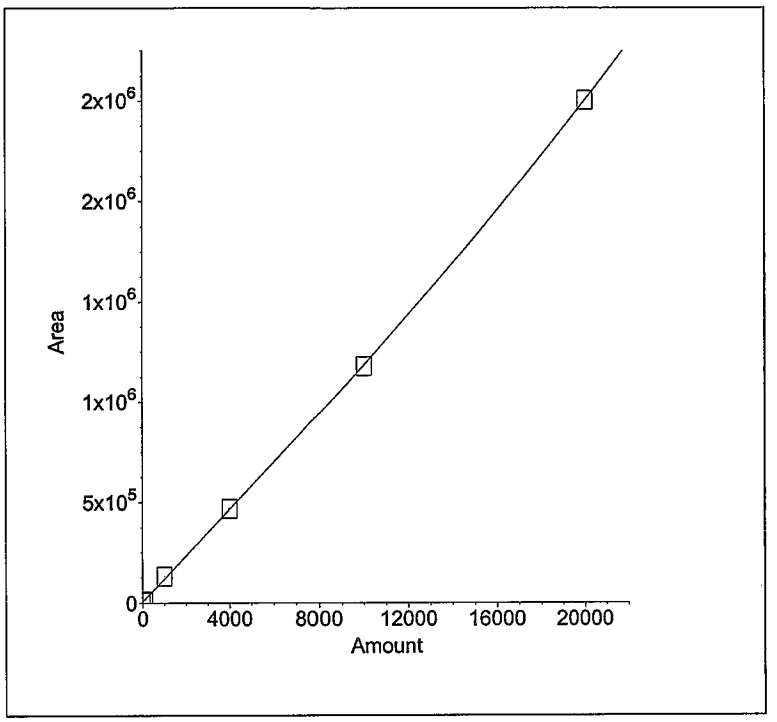

7. Component:Sulfate
Standard:External Fit Type:Quadratic
Origin:Ignore Calibration:Area
r^2=0.999925
Amt=-1.465179e-010*Resp²+
9.940946e-003*Resp+357.5

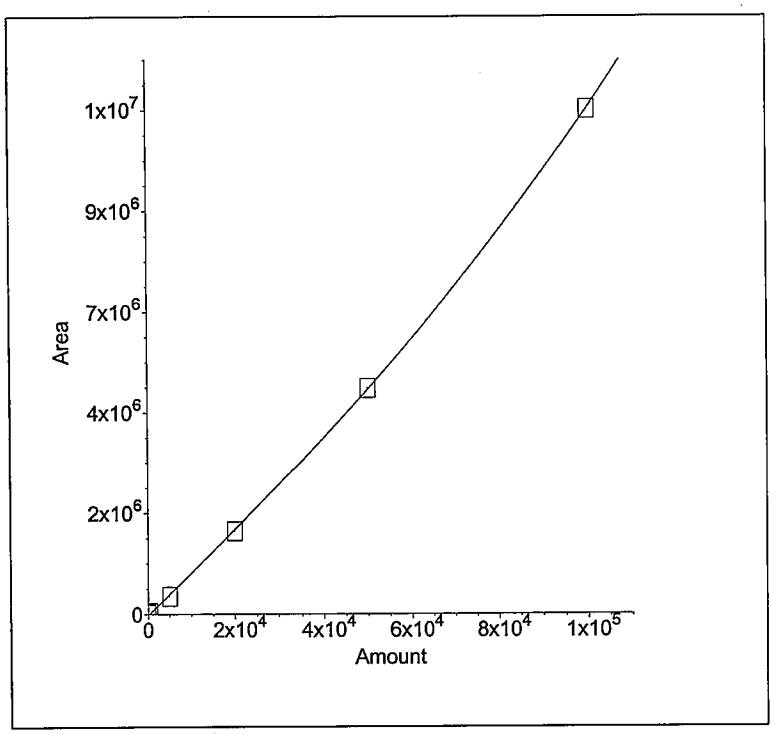

8. Component:Nitrate/Nitrite as N
Standard:External Fit Type:
Origin:Ignore Calibration:Area

(No Levels Component)

Method Information : Select Module(s)

System Name : DX120
System Number : 1
Method Type : Ion Chromatography
Column : AS14 4-MM
Analyst : SJL
Comment : Flow rate = 1.2 mL/min,
Eluent = 3.5mM Na2CO3 / 1.0 mM NaHCO3

DX-120 Timed Events

Module Name :
Module Serial Number :
System Mode : Column
Column : A
Pump : On
SRS / Cell : On
Eluent Pressure : On
Pressure Unit : psi
TTL 1 Label : TTL 1
TTL 2 Label : TTL 2
Comment :

Time	Offset	Valve	TTL1	TTL2	AC	Collect
Init	*	Load	Low	Low	Off	
0.00		Load	Low	Low	Off	Begin
0.01		Inject	Low	Low	Off	
0.40		Load	Low	Low	Off	
10.80		Load	High	Low	Off	
10.90		Load	Low	Low	Off	

DX-120 Detector Parameters

Detector Type : DX-120
Data collection time (minutes) : 13.00
Data Collection Rate : 5.00
Real time plot scale maximum (μS) : 40.000
Real time plot scale minimum (μS) : -3.000

DX-120 Integration Parameters

Peak detection algorithm : Standard
Starting peak width (seconds) : 8.00
Peak threshold : 0.50
Peak area reject (area counts) : 800.00
Reference peak area reject (area counts) : 800.00

DX-120 Smoothing Parameters

Filter Type : No filter

DX-120 Report Data

Report Format File : C:\PeakNet\method\Default2.rpt
Print Sample Analysis : Yes
Print Calibration Update : Yes
Print Check Standard : No
System Suitability Tests :
No system suitability tests selected.

DX-120 Integration Data Events

Time	Description
0.00	Stop peak detection
0.05	Force baseline at start of all peaks
1.90	Start peak detection
2.20	Void volume treatment for this peak
3.00	Void volume treatment for this peak

DX-120 Calibration Parameters

External or internal calibration : EXTERNAL
Number of replicates for calibration : 1
Rejection : Manual
Level Weighting : Equal
Calibration standard volume : 1.00
Default sample volume : 1.00
Amount units : ug/L
Replace retention time : Yes
Update response : Yes
Default dilution factor : 1.00
Default response factor for unknown peaks : 0.00
Calculate unknowns by area or height : Area

DX-120 Component Identification Table

Component	Retention	Tolerance	Reference
Fluoride	3.12 min	5.00 %	
Chloride	4.25 min	5.00 %	
Nitrite as N	5.04 min	4.90 %	
Bromide	6.25 min	7.30 %	
Nitrate as N	7.23 min	10.00 %	
Orthophosphate as P	8.92 min	4.10 %	
Sulfate	10.47 min	4.10 %	
Nitrate/Nitrite as N	20.00 min	5.00 %	

DX-120 Component Quantitation Table

Component	Retention	Low Limit	High Limit
Fluoride	3.12 min	100	10000
Chloride	4.25 min	200	20000
Nitrite as N	5.04 min	100	10000
Bromide	6.25 min	200	20000
Nitrate as N	7.23 min	200	20000
Orthophosphate as P	8.92 min	300	20000
Sulfate	10.47 min	500	100000
Nitrate/Nitrite as N	20.00 min	0	0

DX-120 Component Calibration Table

Component	Retention Time	Curve Fit	Origin	Cal. by	Response Component	Relative Factor
Fluoride	3.12 min	Quadratic	Ignore	Area		0.00
Chloride	4.25 min	Quadratic	Ignore	Area		0.00
Nitrite as N	5.04 min	Quadratic	Ignore	Area		0.00
Bromide	6.25 min	Quadratic	Ignore	Area		0.00
Nitrate as N	7.23 min	Quadratic	Ignore	Area		0.00
Orthophosphate as P	8.92 min	Quadratic	Ignore	Area		0.00
Sulfate	10.47 min	Quadratic	Ignore	Area		0.00
Nitrate/Nitrite as N	20.00 min	—	Ignore	Area	Fluoride	0.00

DX-120 Component = Fluoride Levels Table

Retention Time : 3.12 min
Amount units : ug/L
Replicate unit type : Area
Number of levels : 6
Number of replicates : 1

Level	Amount	Replicate 1
1	50.00	5459.3
2	500.00	64007.4
3	2000.00	301449
4	5000.00	818410
5	10000.00	1.76114e+006
6	0.00	1020.6

DX-120 Component = Chloride Levels Table

Retention Time : 4.25 min
Amount units : ug/L
Replicate unit type : Area
Number of levels : 6
Number of replicates : 1

Level	Amount	Replicate 1
1	100.00	17567.8
2	1000.00	120860
3	4000.00	511326
4	10000.00	1.35363e+006
5	20000.00	2.96275e+006
6	0.00	1435.4

DX-120 Component = Nitrite as N Levels Table

Retention Time : 5.04 min
Amount units : ug/L
Replicate unit type : Area
Number of levels : 6
Number of replicates : 1

Level	Amount	Replicate 1
1	50.00	8652.5
2	500.00	128555
3	2000.00	533409
4	5000.00	1.37801e+006
5	10000.00	2.95359e+006
6	0.00	0

DX-120 Component = Bromide Levels Table

Retention Time : 6.25 min
Amount units : ug/L
Replicate unit type : Area
Number of levels : 6
Number of replicates : 1

Level	Amount	Replicate 1
1	100.00	5265.1
2	1000.00	51706.5
3	4000.00	209678
4	10000.00	539609
5	20000.00	1.1295e+006
6	0.00	0

DX-120 Component = Nitrate as N Levels Table

Retention Time : 7.23 min
Amount units : ug/L
Replicate unit type : Area
Number of levels : 6
Number of replicates : 1

Level	Amount	Replicate 1
1	100.00	34614
2	1000.00	314492
3	4000.00	1.34385e+006
4	10000.00	3.65859e+006
5	20000.00	8.19771e+006
6	0.00	3589.6

DX-120 Component = Orthophosphate as P Levels Table

Retention Time : 8.92 min
Amount units : ug/L
Replicate unit type : Area
Number of levels : 6
Number of replicates : 1

Level	Amount	Replicate 1
1	100.00	9180.5
2	1000.00	134362
3	4000.00	478617
4	10000.00	1.20743e+006
5	20000.00	2.56163e+006
6	0.00	2352.5

DX-120 Component = Sulfate Levels Table

Retention Time : 10.47 min
Amount units : ug/L
Replicate unit type : Area
Number of levels : 6
Number of replicates : 1

Level	Amount	Replicate 1
1	500.00	36383.6
2	5000.00	425482
3	20000.00	1.99764e+006
4	50000.00	5.45926e+006
5	100000.00	1.22203e+007
6	0.00	1242.3

DX-120 Component = Nitrate/Nitrite as N Levels Table

Retention Time : 20.00 min
Amount units : ug/L
Replicate unit type : Area
Number of levels : 0
Number of replicates : 1

DX-120 XY Data Parameters

Calibration Update Report

Sample Name : 5X STD
Data File Name : c:\peaknet\data\080818\080818_001.DXD

Method File Name : C:\PEAKNET\METHOD\080818.met
Schedule File Name : c:\peaknet\schedule\080818.sch
Date Time Acquired : 8/18/08 10:12:50 AM
Calibration Date : 8/18/08 11:34:26 AM

System Operator : WETCHEM
Datafile Updated : 8/18/08 10:25:52 AM
Method Comment : Flow rate = 1.2 mL/min, Eluent = ...

Peak Information : All Components

Peak #	Analyte	Retention Time (min.)	Concentration (ug/L)	Peak Area
2	Fluoride	3.12	10000	1761138
3	Chloride	4.25	20000	2962752
4	Nitrite as N	5.05	10000	2953590
5	Bromide	6.23	20000	1129503
6	Nitrate as N	7.13	20000	8197709
7	Orthophosphate as P	8.88	20000	2561630
8	Sulfate	10.41	100000	12220272
	Nitrate/Nitrite as N			

Calibration Update Report

Sample Name : 5X STD
Data File Name : c:\peaknet\data\080818\080818_001.DXD

Method File Name : C:\PEAKNET\METHOD\080818.met	System Operator : WETCHEM
Schedule File Name : c:\peaknet\schedule\080818.sch	Datafile Updated : 8/18/08 10:25:52 AM
Date Time Acquired : 8/18/08 10:12:50 AM	Method Comment : Flow rate = 1.2 mL/min, Eluent = ...
Calibration Date : 8/18/08 11:34:26 AM	

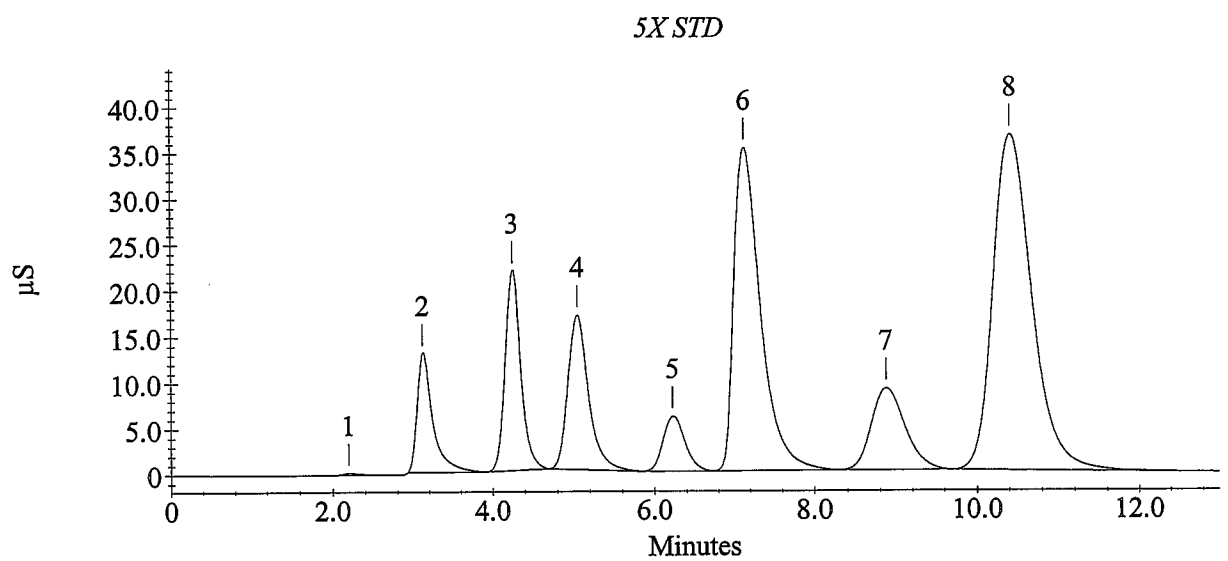

Calibration Update Report

Sample Name : 10X STD
Data File Name : c:\peaknet\data\080818\080818_002.DXD

Method File Name : C:\PEAKNET\METHOD\080818.met
Schedule File Name : c:\peaknet\schedule\080818.sch
Date Time Acquired : 8/18/08 10:25:55 AM
Calibration Date : 8/18/08 11:34:26 AM

System Operator : WETCHEM
Datafile Updated : 8/18/08 10:39:00 AM
Method Comment : Flow rate = 1.2 mL/min, Eluent = ...

Peak Information : All Components

Peak #	Analyte	Retention Time (min.)	Concentration (ug/L)	Peak Area
2	Fluoride	3.13	5000	818410
3	Chloride	4.25	10000	1353630
4	Nitrite as N	5.05	5000	1378015
5	Bromide	6.25	10000	539609
6	Nitrate as N	7.19	10000	3658592
7	Orthophosphate as P	8.91	10000	1207432
8	Sulfate	10.45	50000	5459263
	Nitrate/Nitrite as N			

Calibration Update Report

Sample Name : 10X STD
Data File Name : c:\peaknet\data\080818\080818_002.DXD

Method File Name : C:\PEAKNET\METHOD\080818.met
Schedule File Name : c:\peaknet\schedule\080818.sch
Date Time Acquired : 8/18/08 10:25:55 AM
Calibration Date : 8/18/08 11:34:26 AM

System Operator : WETCHEM
Datafile Updated : 8/18/08 10:39:00 AM
Method Comment : Flow rate = 1.2 mL/min, Eluent = ...

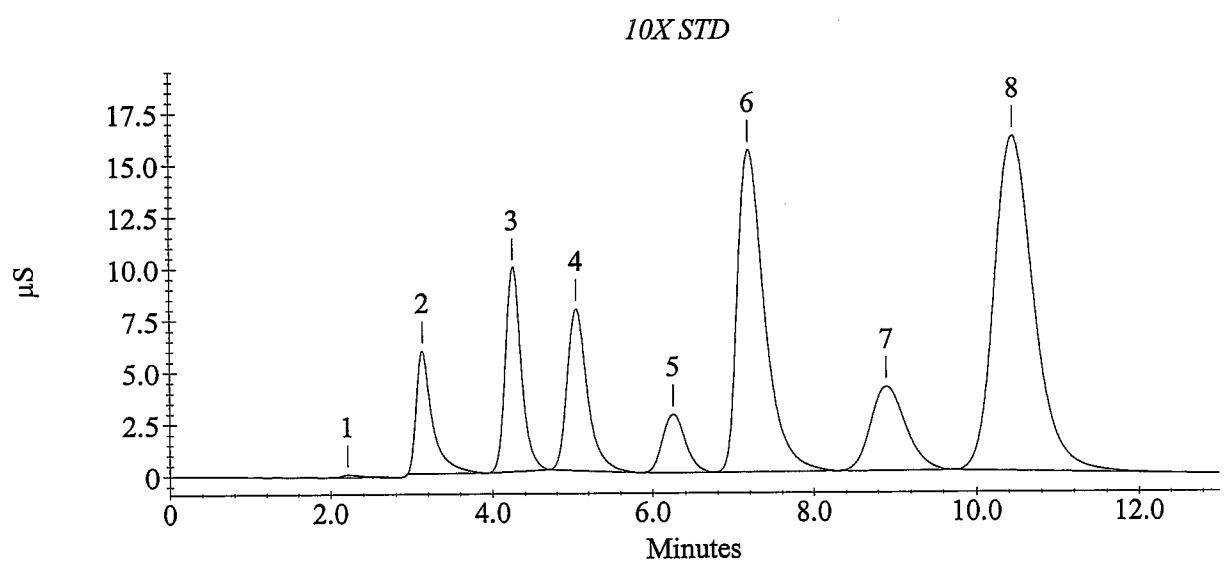

Calibration Update Report

Sample Name : 25X STD
Data File Name : c:\peaknet\data\080818\080818_003.DXD

Method File Name : C:\PEAKNET\METHOD\080818.met
Schedule File Name : c:\peaknet\schedule\080818.sch
Date Time Acquired : 8/18/08 10:39:02 AM
Calibration Date : 8/18/08 11:34:26 AM

System Operator : WETCHEM
Datafile Updated : 8/18/08 10:52:08 AM
Method Comment : Flow rate = 1.2 mL/min, Eluent = ...

Peak Information : All Components

Peak #	Analyte	Retention Time (min.)	Concentration (ug/L)	Peak Area
2	Fluoride	3.12	2000	301449
3	Chloride	4.25	4000	511326
4	Nitrite as N	5.04	2000	533409
5	Bromide	6.25	4000	209678
6	Nitrate as N	7.23	4000	1343854
7	Orthophosphate as P	8.92	4000	478617
8	Sulfate	10.47	20000	1997639
	Nitrate/Nitrite as N			

Calibration Update Report

Sample Name : 25X STD
Data File Name : c:\peaknet\data\080818\080818_003.DXD

Method File Name : C:\PEAKNET\METHOD\080818.met	System Operator : WETCHEM
Schedule File Name : c:\peaknet\schedule\080818.sch	Datafile Updated : 8/18/08 10:52:08 AM
Date Time Acquired : 8/18/08 10:39:02 AM	Method Comment : Flow rate = 1.2 mL/min, Eluent = ...
Calibration Date : 8/18/08 11:34:26 AM	

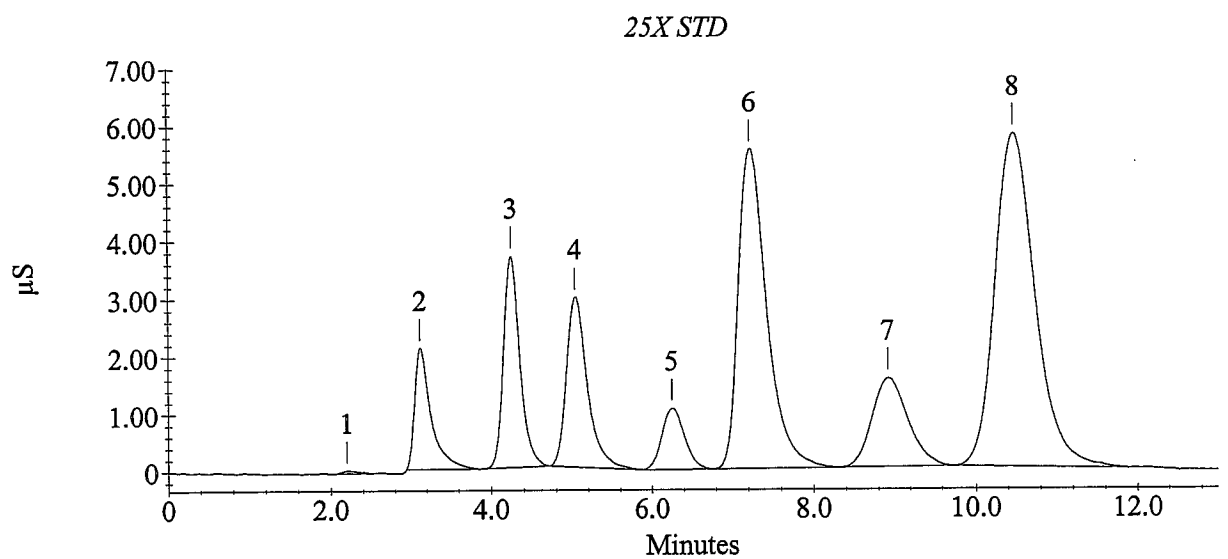

Calibration Update Report

Sample Name : 100X STD
Data File Name : c:\peaknet\data\080818\080818_004.DXD

Method File Name : C:\PEAKNET\METHOD\080818.met
Schedule File Name : c:\peaknet\schedule\080818.sch
Date Time Acquired : 8/18/08 10:52:10 AM
Calibration Date : 8/18/08 11:34:26 AM

System Operator : WETCHEM
Datafile Updated : 8/18/08 11:05:15 AM
Method Comment : Flow rate = 1.2 mL/min, Eluent = ...

Peak Information : All Components

Peak #	Analyte	Retention Time (min.)	Concentration (ug/L)	Peak Area
2	Fluoride	3.12	500	64007
3	Chloride	4.24	1000	120860
4	Nitrite as N	5.04	500	128555
5	Bromide	6.24	1000	51706
6	Nitrate as N	7.25	1000	314492
7	Orthophosphate as P	8.96	1000	134362
8	Sulfate	10.48	5000	425482
	Nitrate/Nitrite as N			

Calibration Update Report

Sample Name : 100X STD
Data File Name : c:\peaknet\data\080818\080818_004.DXD

Method File Name : C:\PEAKNET\METHOD\080818.met	System Operator : WETCHEM
Schedule File Name : c:\peaknet\schedule\080818.sch	Datafile Updated : 8/18/08 11:05:15 AM
Date Time Acquired : 8/18/08 10:52:10 AM	Method Comment : Flow rate = 1.2 mL/min, Eluent = ...
Calibration Date : 8/18/08 11:34:26 AM	

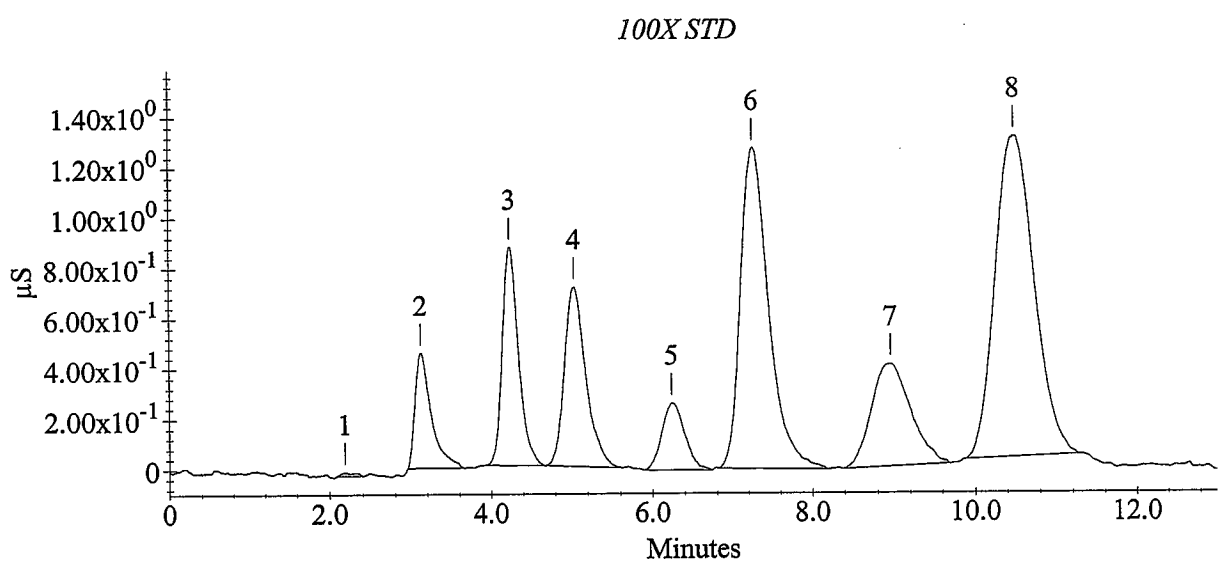

Calibration Update Report

Sample Name : 1000X STD
Data File Name : c:\peaknet\data\080818\080818_005.DXD

Method File Name : C:\PEAKNET\METHOD\080818.met
Schedule File Name : c:\peaknet\schedule\080818.sch
Date Time Acquired : 8/18/08 11:05:17 AM
Calibration Date : 8/18/08 11:34:26 AM

System Operator : WETCHEM
Datafile Updated : 8/18/08 11:18:23 AM
Method Comment : Flow rate = 1.2 mL/min, Eluent = ...

Peak Information : All Components

Peak #	Analyte	Retention Time (min.)	Concentration (ug/L)	Peak Area
1	Fluoride	3.13	50	5459
2	Chloride	4.24	100	17568
4	Nitrite as N	5.01	50	8653
6	Bromide	6.24	100	5265
7	Nitrate as N	7.25	100	34614
8	Orthophosphate as P	9.04	100	9181
10	Sulfate	10.53	500	36384
	Nitrate/Nitrite as N			

Calibration Update Report

Sample Name : 1000X STD
Data File Name : c:\peaknet\data\080818\080818_005.DXD

Method File Name : C:\PEAKNET\METHOD\080818.met	System Operator : WETCHEM
Schedule File Name : c:\peaknet\schedule\080818.sch	Datafile Updated : 8/18/08 11:18:23 AM
Date Time Acquired : 8/18/08 11:05:17 AM	Method Comment : Flow rate = 1.2 mL/min, Eluent = ...
Calibration Date : 8/18/08 11:34:26 AM	

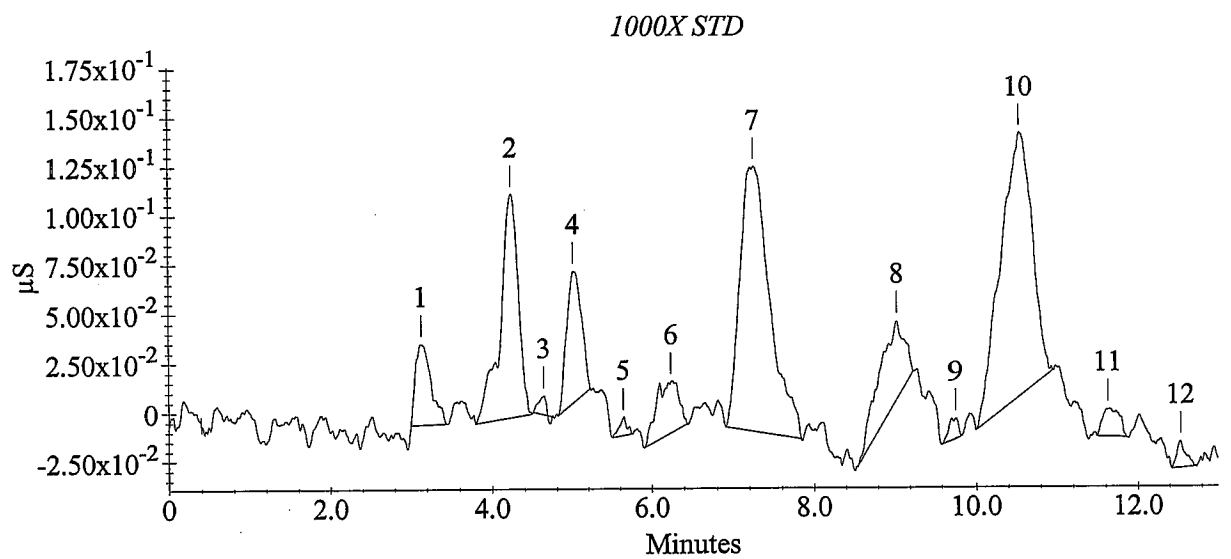

Calibration Update Report

Sample Name : 0 STD
Data File Name : c:\peaknet\data\080818\080818_006.DXD

Method File Name : C:\PEAKNET\METHOD\080818.met
Schedule File Name : c:\peaknet\schedule\080818.sch
Date Time Acquired : 8/18/08 11:18:25 AM
Calibration Date : 8/18/08 11:34:26 AM

System Operator : WETCHEM
Datafile Updated : 8/18/08 11:31:31 AM
Method Comment : Flow rate = 1.2 mL/min, Eluent = ...

Peak Information : All Components

Peak #	Analyte	Retention Time (min.)	Concentration (ug/L)	Peak Area
3	Fluoride	3.15	0	1021
5	Chloride	4.24	0	1435
	Nitrite as N			
	Bromide			
7	Nitrate as N	7.65	0	3590
9	Orthophosphate as P	8.97	0	2352
11	Sulfate	10.52	0	1242
	Nitrate/Nitrite as N			

Calibration Update Report

Sample Name : 0 STD
Data File Name : c:\peaknet\data\080818\080818_006.DXD

Method File Name : C:\PEAKNET\METHOD\080818.met	System Operator : WETCHEM
Schedule File Name : c:\peaknet\schedule\080818.sch	Datafile Updated : 8/18/08 11:31:31 AM
Date Time Acquired : 8/18/08 11:18:25 AM	Method Comment : Flow rate = 1.2 mL/min, Eluent = ...
Calibration Date : 8/18/08 11:34:26 AM	

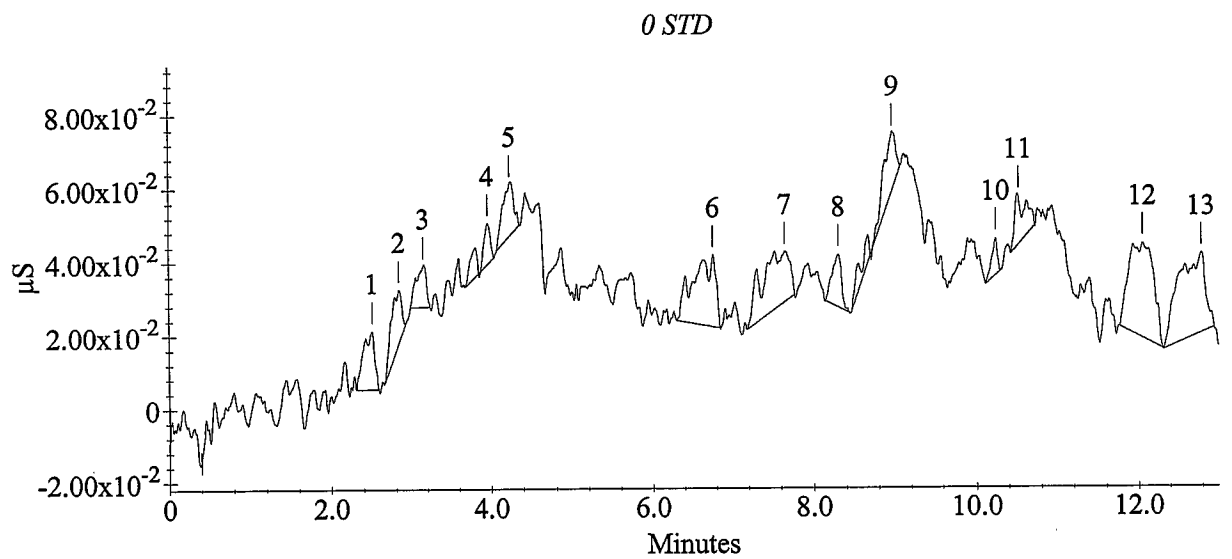

080818V

DAILY VERIFICATION FOR ION CHROMATOGRAPH
(Used internally for comparative check purposes)

JBM
8/19/08

Analysis Date: 08/18/08
Analyst Name: EAL
Filename for CV: 080818/080818_007.DXD
Calibration Date: 08/18/08
Method ID: 080818.met
Updated Method date: NA

Calibration Equation Verification

Analyte	calibration type:	1st regression coefficient	2nd regression coefficient	intercept	A conc reported by PeakNet ug/L	observed peak area	B conc calc by spread-sheet ug/L	A/B *100 agreement %
Cl	quad. incl. 0,0	-4.081790E-10	7.957583E-03	2.302	5073.9	659652	5073.9	100.0

Retention Time (RT) Verification

Analyte	RT at calibration	RT in updated method (1st ICV or CCV)	deviation % (calibration vs. update) 10% tolerance	window width tolerance (NA)
F	3.12	3.11	0.3	5.00 %
Cl	4.25	4.21	0.9	5.00 %
NO2-N	5.04	5.00	0.8	4.90 %
Br	6.25	6.17	1.3	7.30 %
NO3-N	7.23	7.12	1.5	10.00%
PO4-P	8.92	8.87	0.6	4.10 %
SO4	10.47	10.40	0.7	4.10 %

Sample Analysis Report

Sample Name : ICV
Data File Name : c:\peaknet\data\080818\080818_007.DXD

Method File Name : C:\PEAKNET\METHOD\080818.met
Date, Time Analyzed : 8/18/08 11:31:33 AM
System Operator : WETCHEM
Calibration Updated : 8/18/08 11:36:14 AM

Current Date : 8/18/08
Current Time : 11:54:02 AM
Datafile Updated : 8/18/08 11:44:34 AM
Method Comment : Flow rate = 1.2 mL/min, Eluent = ...

Peak Information : All Components

Peak Number	Analyte	Retention Time (min.)	Concentration (ug/L)	Limit Exceeded	Peak Area
2	Fluoride	3.11	2560.8		400204
3	Chloride	4.21	5073.9		659652
4	Nitrite as N	5.00	2015.7		535524
5	Bromide	6.17	4956.2		261585
6	Nitrate as N	7.12	4946.7		1713675
7	Orthophosphate as P	8.87	5069.4		602878
8	Sulfate	10.40	25529.1		2634406
	Nitrate/Nitrite as N				

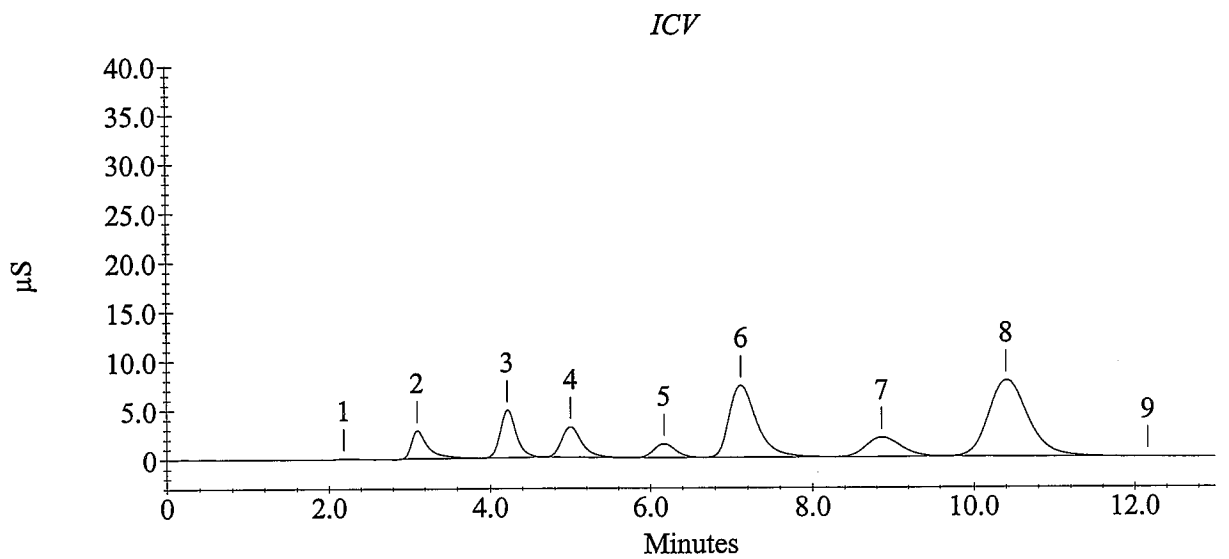

Sample Analysis Report

Sample Name : ICB
Data File Name : c:\peaknet\data\080818\080818_008.DXD

Method File Name : c:\peaknet\method\080818.met
Date, Time Analyzed : 8/18/08 11:44:35 AM
System Operator : WETCHEM
Calibration Updated : 8/18/08 11:36:14 AM

Current Date : 8/18/08
Current Time : 11:57:40 AM
Datafile Updated : 8/18/08 11:57:40 AM
Method Comment : Flow rate = 1.2 mL/min, Eluent = ...

Peak Information : All Components

Peak Number	Analyte	Retention Time (min.)	Concentration (ug/L)	Limit Exceeded	Peak Area
1		2.52	0.0		805
3	Chloride	4.27	20.8	-	2320
4	Nitrite as N	4.99	16.0	-	999
	Bromide				
5	Nitrate as N	7.09	36.0	-	1625
6	Orthophosphate as P	8.88	-29.9	-	2849
7	Sulfate	10.51	373.3	-	1585
	Nitrate/Nitrite as N				

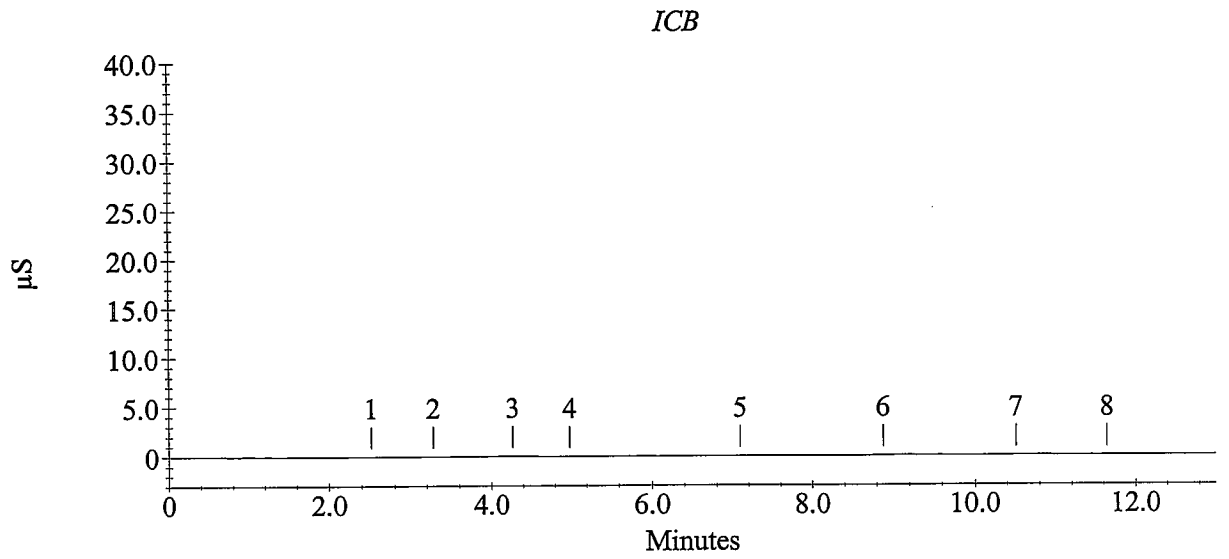

CONDUCTIVITY SCREENING WORKSHEET

Instrument ID: VWR Digital Conductivity Meter S/N A22036

Workorder ID / Sample No.		Estimated µS	Dilution(s)	Anion(s)	Date	Initials	Comments
0809076	1	700	1 10	Scan(-Pos)	9/11/08	JBM	
	2						
	3						
	4	450	1 5				
	5	2400	5 50				
	6	1300	2 20				
	7	1100	2 20				
	8	800	1 10				
	9	600					
	10	650					
	11	750	5 50				QC
0809089	1	2700	~~Cl SO4~~	Cl, NO3	9/12/08	JBM	
0809085	1	1600	20	Cl, SO4			
	2	7000	100				
	3	300	1				
	4	600	5				
	5	4000	50				
	6	7000	100				
0809039	1	400	1 5	Scan(-Pos)			
	2	500	1 5				
	3	1000	1 20				
	4	1000	1 20				
	5	900	1 10				
	6	400	1 5				
	7	1000	1 20				
	8	800	1 10				
	9	400	1 5				
0809088	1	500	5	Cl, SO4		JBM	
0809099	1	11,000	200	Cl, SO4	9/15/08	JBM	
	2	7,000	100				
	3	7,000					
	4	5,500					
	5	14,000	200				
	6	17,000					
	7	13,000					
	8	65,000	2000				
	9	16,000	200				
	10	14,000					
	11	5,500	100				
	12	7,000					

9/12/08

Reviewed by / Date 9/15/08

Form 1116r4.frm (6/29/04)

Schedule File: C:\PeakNet\schedule\080911.sch

Line	Sample	Sample Type	Method	Data File	Comment
1	5X STD	Calibration	080818.met	c:\peaknet\data\080818\080818_001.dxd	
2	10X STD	Calibration	080818.met	c:\peaknet\data\080818\080818_002.dxd	
3	25X STD	Calibration	080818.met	c:\peaknet\data\080818\080818_003.dxd	
4	100X STD	Calibration	080818.met	c:\peaknet\data\080818\080818_004.dxd	
5	1000X STD	Calibration	080818.met	c:\peaknet\data\080818\080818_005.dxd	
6	0 STD	Calibration	080818.met	c:\peaknet\data\080818\080818_006.dxd	
7	ICV	Sample	080818.met	c:\peaknet\data\080818\080818_007.dxd	ICV
8	ICB	Sample	080818.met	c:\peaknet\data\080818\080818_008.dxd	ICB
9	CCV	Sample	080818.met	c:\peaknet\data\080911\080911_009.dxd	CCV
10	CCB	Sample	080818.met	c:\peaknet\data\080911\080911_010.dxd	CCB
11	IC080911-1MB	Sample	080818.met	c:\peaknet\data\080911\080911_011.dxd	WATER
12	IC080911-1LCS	Sample	080818.met	c:\peaknet\data\080911\080911_012.dxd	WATER
13	0809077-2 5X	Sample	080818.met	c:\peaknet\data\080911\080911_013.dxd	F,CL,NO2,BR,NO3,PO4,SO4-300.0
14	0809077-3 20X	Sample	080818.met	c:\peaknet\data\080911\080911_014.dxd	F,CL,NO2,BR,NO3,PO4,SO4-300.0
15	0809077-3MS 20X	Sample	080818.met	c:\peaknet\data\080911\080911_015.dxd	F,CL,NO2,BR,NO3,PO4,SO4-300.0
16	0809077-3MSD 20X	Sample	080818.met	c:\peaknet\data\080911\080911_016.dxd	F,CL,NO2,BR,NO3,PO4,SO4-300.0
17	0809077-4 5X	Sample	080818.met	c:\peaknet\data\080911\080911_017.dxd	F,CL,NO2,BR,NO3,PO4,SO4-300.0
18	0809077-5 5X	Sample	080818.met	c:\peaknet\data\080911\080911_018.dxd	F,CL,NO2,BR,NO3,PO4,SO4-300.0
19	0809077-2 50X	Sample	080818.met	c:\peaknet\data\080911\080911_019.dxd	F,CL,~~NO2,BR,NO3,PO4,SO4~~-300.0
20	0809077-3 200X	Sample	080818.met	c:\peaknet\data\080911\080911_020.dxd	F,CL,~~NO2,BR,NO3,PO4,SO4~~-300.0
21	CCV	Sample	080818.met	c:\peaknet\data\080911\080911_021.dxd	CCV
22	CCB	Sample	080818.met	c:\peaknet\data\080911\080911_022.dxd	CCB
23	0809077-4 50X	Sample	080818.met	c:\peaknet\data\080911\080911_023.dxd	F,CL,~~NO2,BR,NO3,PO4~~,SO4-300.0
24	0809077-5 50X	Sample	080818.met	c:\peaknet\data\080911\080911_024.dxd	F,CL,~~NO2,BR,NO3,PO4~~,SO4-300.0
25	0809076-1	Sample	080818.met	c:\peaknet\data\080911\080910_025.dxd	F,CL,NO2,BR,NO3,SO4-300.0
26	0809076-2	Sample	080818.met	c:\peaknet\data\080911\080910_026.dxd	F,CL,NO2,BR,NO3,SO4-300.0
27	0809076-3	Sample	080818.met	c:\peaknet\data\080911\080910_027.dxd	F,CL,NO2,BR,NO3,SO4-300.0
28	0809076-4	Sample	080818.met	c:\peaknet\data\080911\080910_028.dxd	F,CL,NO2,BR,NO3,SO4-300.0
29	0809076-5 5X	Sample	080818.met	c:\peaknet\data\080911\080910_029.dxd	F,CL,NO2,BR,NO3,SO4-300.0
30	0809076-6 2X	Sample	080818.met	c:\peaknet\data\080911\080910_030.dxd	F,CL,NO2,BR,NO3,SO4-300.0
31	0809076-7 2X	Sample	080818.met	c:\peaknet\data\080911\080910_031.dxd	F,CL,NO2,BR,NO3,SO4-300.0
32	0809076-8	Sample	080818.met	c:\peaknet\data\080911\080910_032.dxd	F,CL,NO2,BR,NO3,SO4-300.0
33	CCV	Sample	080818.met	c:\peaknet\data\080911\080911_033.dxd	CCV
34	CCB	Sample	080818.met	c:\peaknet\data\080911\080911_034.dxd	CCB
35	0809076-9	Sample	080818.met	c:\peaknet\data\080911\080910_035.dxd	F,CL,NO2,BR,NO3,SO4-300.0
36	0809076-10	Sample	080818.met	c:\peaknet\data\080911\080910_036.dxd	F,CL,NO2,BR,NO3,SO4-300.0
37	0809076-11	Sample	080818.met	c:\peaknet\data\080911\080910_037.dxd	F,CL,NO2,BR,NO3,SO4-300.0
38	0809076-11MS	Sample	080818.met	c:\peaknet\data\080911\080910_038.dxd	F,CL,NO2,BR,NO3,SO4-300.0
39	0809076-11MSD	Sample	080818.met	c:\peaknet\data\080911\080910_039.dxd	F,CL,NO2,BR,NO3,SO4-300.0
40	0809076-1 10X	Sample	080818.met	c:\peaknet\data\080911\080910_040.dxd	F,CL,~~NO2,BR,NO3,SO4~~-300.0
41	0809076-2 10X	Sample	080818.met	c:\peaknet\data\080911\080910_041.dxd	F,CL,~~NO2,BR,NO3,SO4~~-300.0
42	0809076-3 10X	Sample	080818.met	c:\peaknet\data\080911\080910_042.dxd	F,CL,~~NO2,BR,NO3,SO4~~-300.0
43	0809076-4 5X	Sample	080818.met	c:\peaknet\data\080911\080910_043.dxd	F,CL,~~NO2,BR,NO3,SO4~~-300.0
44	0809076-5 50X	Sample	080818.met	c:\peaknet\data\080911\080910_044.dxd	F,CL,~~NO2,BR,NO3,SO4~~-300.0
45	CCV	Sample	080818.met	c:\peaknet\data\080911\080911_045.dxd	CCV
46	CCB	Sample	080818.met	c:\peaknet\data\080911\080911_046.dxd	CCB ~ Cl- 0.22mg/L *
47	0809076-6 20X	Sample	080818.met	c:\peaknet\data\080911\080910_047.dxd	F,CL,~~NO2,BR,NO3,SO4~~-300.0
48	0809076-7 20X	Sample	080818.met	c:\peaknet\data\080911\080910_048.dxd	F,CL,~~NO2,BR,NO3,SO4~~-300.0
49	0809076-8 10X	Sample	080818.met	c:\peaknet\data\080911\080910_049.dxd	F,CL,~~NO2,BR,NO3,SO4~~-300.0
50	0809076-9 10X	Sample	080818.met	c:\peaknet\data\080911\080910_050.dxd	F,CL,~~NO2,BR,NO3,SO4~~-300.0
51	0809076-10 10X	Sample	080818.met	c:\peaknet\data\080911\080910_051.dxd	F,CL,~~NO2,BR,NO3,SO4~~-300.0
52	0809076-11 10X	Sample	080818.met	c:\peaknet\data\080911\080910_052.dxd	F,CL,~~NO2,BR,NO3,SO4~~-300.0
53	CCV	Sample	080818.met	c:\peaknet\data\080911\080911_053.dxd	CCV
54	CCB	Sample	080818.met	c:\peaknet\data\080911\080911_054.dxd	CCB
55	STOP.MET	Sample	stop.met		

Default Method Path: C:\PEAKNET\METHOD
Default Data Path: C:\PEAKNET\DATA\080414
Comment:
BatchDx created schedule. Analyst: 9/12/08

JBM 9/12/08

*SAMPLES > 10X FOUND IN CCB. NOT ACTION.

Instrument #1: DIONEX DX-120. ID Serial Number: 99060762
Analytical Column: Dionex IonPac AS14 S/N 022150
Methods: EPA 300.0 and SW9056. Paragon SOP 1113
Eluent: Made daily, 10mL of Eluent Concentrate ID: RG080610-2 to 1000mL of DI water.

	Final	ID		Aliq
cal std level 1 (1000x)	10.00	ST080722-8,	ST080623-5	0.01
cal std level 2 (100x)	5.00	"	"	0.05
cal std level 3 (25x)	5.00	"	"	0.20
cal std level 4 (10x)	5.00	"	"	0.50
cal std level 5 (5x)	5.00	"	"	1.00
CCV	5.00	ST080722-8,	ST080825-5	0.50
ICV	5.00	ST080225-1		0.25
		ST080623-4		0.05
LCS(aq)	5.00	ST080225-1		0.25
		ST080825-4		0.05
MS/MSD (waters)	5.00	ST080219-9		0.05
		ST080825-3		0.05

Dilutions Table: All to 5mL Final Volume
10X 0.5mL
20X 0.25mL
25X 0.2mL
50X 0.1mL
100X 0.05mL
200X 0.025mL
500X 0.01mL

080911V

JBM
9/12/08

DAILY VERIFICATION FOR ION CHROMATOGRAPH
(Used internally for comparative check purposes)

Analysis Date: 09/11/08
Analyst Name: EAL
Filename for CV: 080911/080911_009.DXD
Calibration Date: 08/18/08
Method ID: 080818.met
Updated Method date: NA

Calibration Equation Verification

Analyte	calibration type:	1st regression coefficient	2nd regression coefficient	intercept	A conc reported by PeakNet ug/L	observed peak area	B conc calc by spread-sheet ug/L	A/B *100 agreement %
Cl	quad. incl. 0,0	-4.081790E-10	7.957583E-03	2.302	9848.8	1327802	9848.8	100.0

Retention Time (RT) Verification

Analyte	RT at calibration	RT in updated method (1st ICV or CCV)	deviation % (calibration vs. update) 10% tolerance	window width tolerance (NA)
F	3.12	3.11	0.3	5.00 %
Cl	4.25	4.21	0.9	5.00 %
NO2-N	5.04	5.00	0.8	4.90 %
Br	6.25	6.17	1.3	7.30 %
NO3-N	7.23	7.12	1.5	10.00%
PO4-P	8.92	8.87	0.6	4.10 %
SO4	10.47	10.40	0.7	4.10 %

Sample Analysis Report

Sample Name : CCV
Data File Name : c:\peaknet\data\080911\080911_009.DXD

Method File Name : c:\peaknet\method\080818.met
Date, Time Analyzed : 9/11/08 1:00:25 PM
System Operator : WETCHEM
Calibration Updated : 8/18/08 11:36:14 AM

Current Date : 9/11/08
Current Time : 1:13:28 PM
Datafile Updated : 9/11/08 1:13:27 PM
Method Comment : Flow rate = 1.2 mL/min, Eluent = ...

Peak Information : All Components

Peak Number	Analyte	Retention Time (min.)	Concentration (ug/L)	Limit Exceeded	Peak Area
2	Fluoride	3.12	4916.1		797903
3	Chloride	4.24	9848.8		1327802
4	Nitrite as N	5.05	4817.7		1326108
5	Bromide	6.29	9735.6		524375
6	Nitrate as N	7.28	9630.9		3491364
7	Orthophosphate as P	8.80	9390.5		1135517
8	Sulfate	10.29	49353.5		5350680
	Nitrate/Nitrite as N				

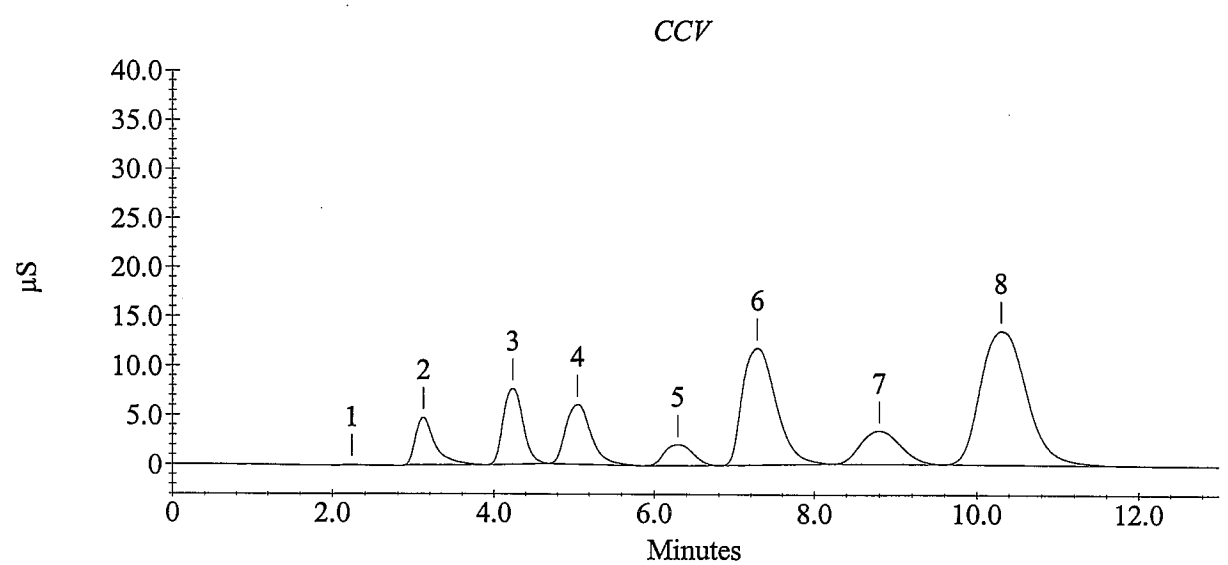

Sample Analysis Report

Sample Name : CCB
Data File Name : c:\peaknet\data\080911\080911_010.DXD

Method File Name : c:\peaknet\method\080818.met
Date, Time Analyzed : 9/11/08 1:13:29 PM
System Operator : WETCHEM
Calibration Updated : 8/18/08 11:36:14 AM

Current Date : 9/11/08
Current Time : 1:26:29 PM
Datafile Updated : 9/11/08 1:26:29 PM
Method Comment : Flow rate = 1.2 mL/min, Eluent = ...

Peak Information : All Components

Peak Number	Analyte	Retention Time (min.)	Concentration (ug/L)	Limit Exceeded	Peak Area
1		2.23	0.0		1232
3	Chloride	4.25	96.2	-	11807
	Nitrite as N				
4	Bromide	5.99	20.9	-	831
	Nitrate as N				
5	Orthophosphate as P	8.71	-32.7	-	2529
7	Sulfate	10.09	419.4	-	6230
	Nitrate/Nitrite as N				

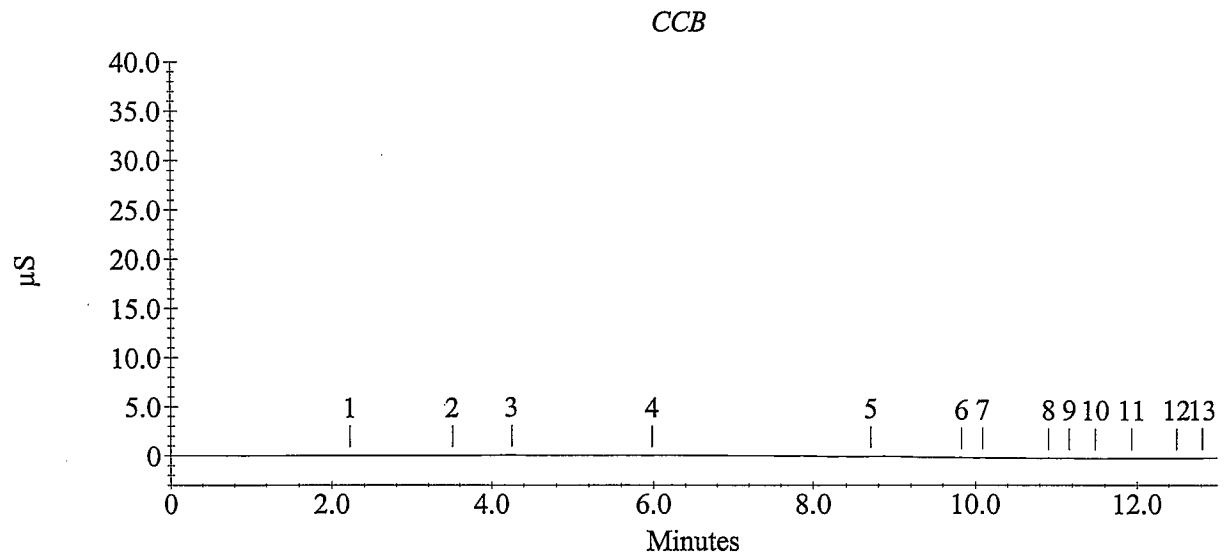

Sample Analysis Report

Sample Name : IC080911-1MB
Data File Name : c:\peaknet\data\080911\080911_011.DXD

Method File Name : c:\peaknet\method\080818.met
Date, Time Analyzed : 9/11/08 1:26:31 PM
System Operator : WETCHEM
Calibration Updated : 8/18/08 11:36:14 AM

Current Date : 9/11/08
Current Time : 1:39:31 PM
Datafile Updated : 9/11/08 1:39:31 PM
Method Comment : Flow rate = 1.2 mL/min, Eluent = ...

Peak Information : All Components

Peak Number	Analyte	Retention Time (min.)	Concentration (ug/L)	Limit Exceeded	Peak Area
1		2.20	0.0		780
5	Chloride	4.28	117.5	-	14487
6	Nitrite as N	5.11	15.9	-	979
	Bromide				
8	Nitrate as N	7.61	57.3	-	8777
9	Orthophosphate as P	9.03	-3.2	-	5917
	Sulfate				
	Nitrate/Nitrite as N				

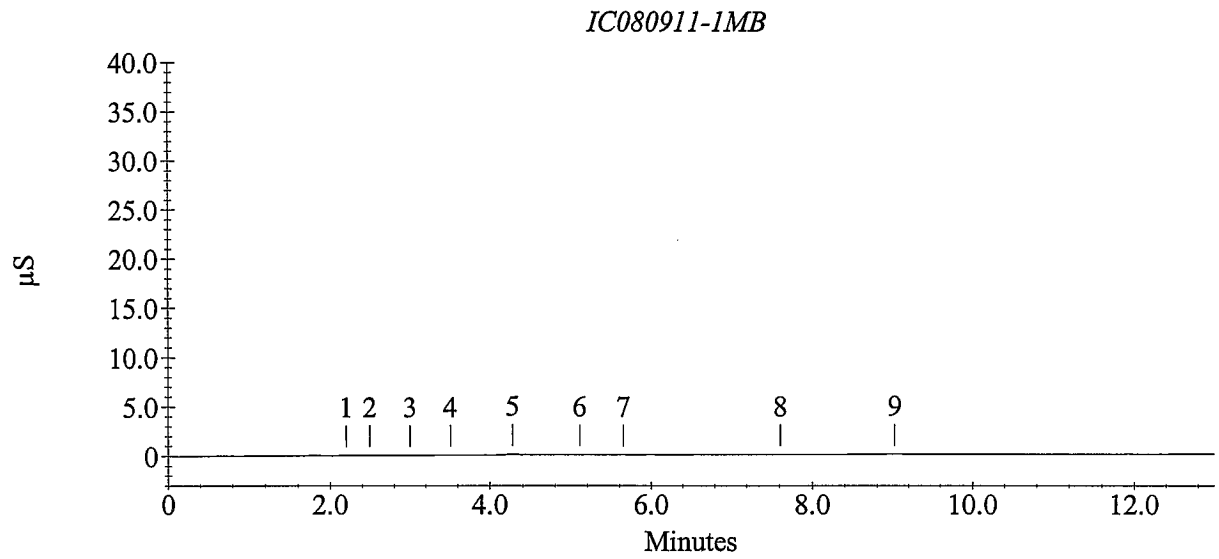

Sample Analysis Report

Sample Name : IC080911-1LCS
Data File Name : c:\peaknet\data\080911\080911_012.DXD

Method File Name : c:\peaknet\method\080818.met
Date, Time Analyzed : 9/11/08 1:39:32 PM
System Operator : WETCHEM
Calibration Updated : 8/18/08 11:36:14 AM

Current Date : 9/11/08
Current Time : 1:52:39 PM
Datafile Updated : 9/11/08 1:52:38 PM
Method Comment : Flow rate = 1.2 mL/min, Eluent = ...

Peak Information : All Components

Peak Number	Analyte	Retention Time (min.)	Concentration (ug/L)	Limit Exceeded	Peak Area
2	Fluoride	3.09	2549.5		398351
3	Chloride	4.20	4988.1		648094
4	Nitrite as N	5.00	1943.3		515767
5	Bromide	6.19	5089.7		268782
6	Nitrate as N	7.19	4865.7		1684282
7	Orthophosphate as P	8.80	4800.8		570532
8	Sulfate	10.31	25969.2		2682434
	Nitrate/Nitrite as N				

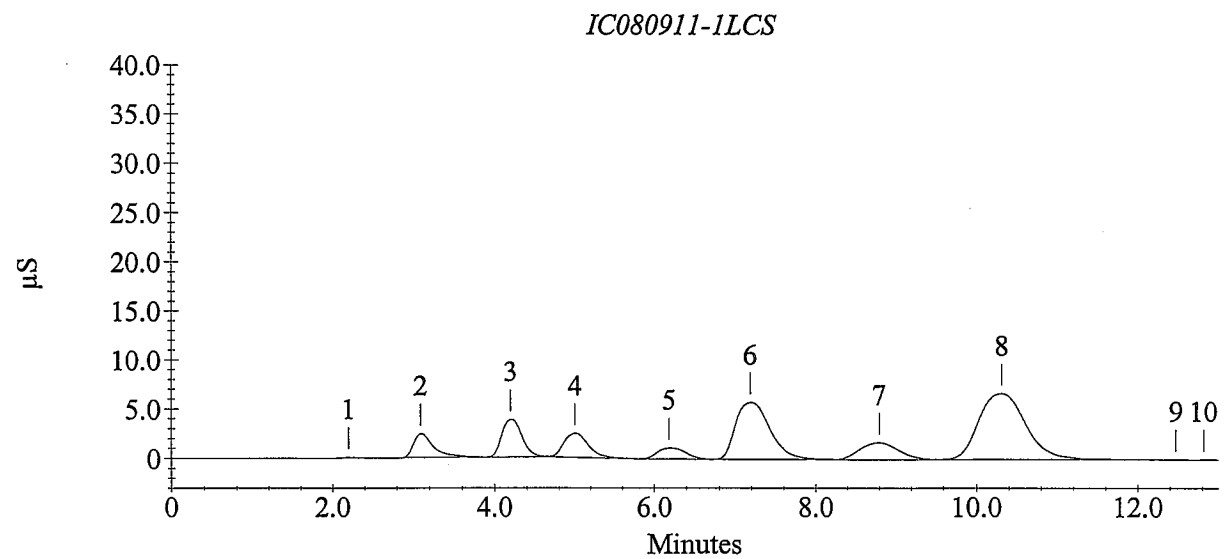

Sample Analysis Report

Sample Name : CCV
Data File Name : c:\peaknet\data\080911\080911_021.DXD

Method File Name : c:\peaknet\method\080818.met
Date, Time Analyzed : 9/11/08 3:37:29 PM
System Operator : WETCHEM
Calibration Updated : 8/18/08 11:36:14 AM

Current Date : 9/11/08
Current Time : 3:50:35 PM
Datafile Updated : 9/11/08 3:50:35 PM
Method Comment : Flow rate = 1.2 mL/min, Eluent = ...

Peak Information : All Components

Peak Number	Analyte	Retention Time (min.)	Concentration (ug/L)	Limit Exceeded	Peak Area
2	Fluoride	3.12	4957.4		805108
3	Chloride	4.25	9810.0		1322162
4	Nitrite as N	5.05	4941.4		1362276
5	Bromide	6.28	9787.9		527309
6	Nitrate as N	7.23	9684.8		3512808
7	Orthophosphate as P	8.76	9583.7		1159916
8	Sulfate	10.25	49367.1		5352301
	Nitrate/Nitrite as N				

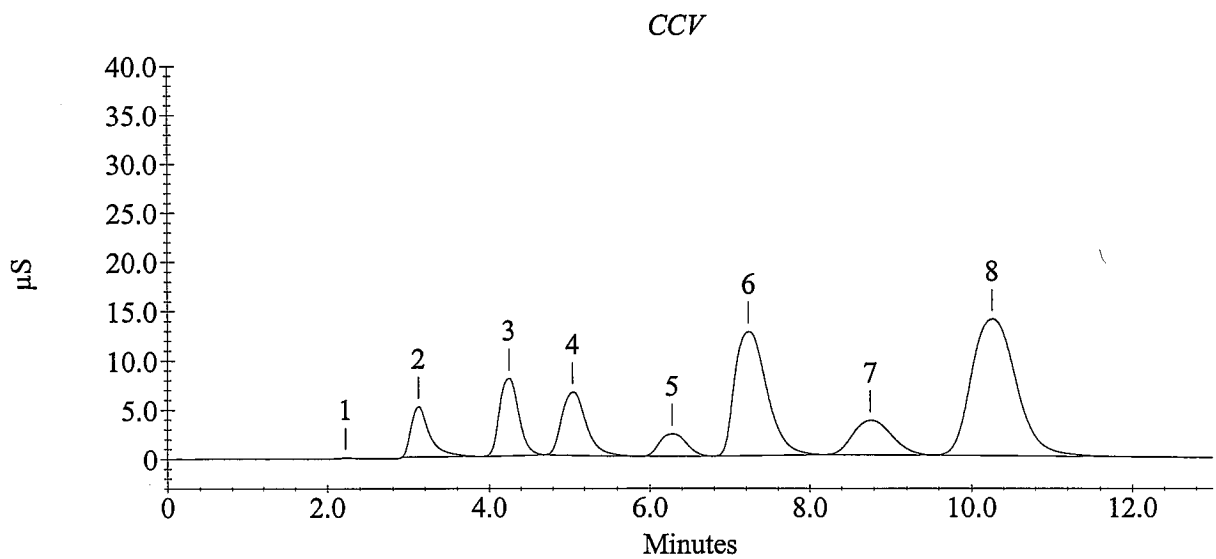

Sample Analysis Report

Sample Name : CCB
Data File Name : c:\peaknet\data\080911\080911_022.DXD

Method File Name : c:\peaknet\method\080818.met
Date, Time Analyzed : 9/11/08 3:50:37 PM
System Operator : WETCHEM
Calibration Updated : 8/18/08 11:36:14 AM

Current Date : 9/11/08
Current Time : 4:03:42 PM
Datafile Updated : 9/11/08 4:03:42 PM
Method Comment : Flow rate = 1.2 mL/min, Eluent = ...

Peak Information : All Components

Peak Number	Analyte	Retention Time (min.)	Concentration (ug/L)	Limit Exceeded	Peak Area
1		2.17	0.0		1110
5	Chloride	4.20	11.9	-	1205
	Nitrite as N				
7	Bromide	5.96	85.0	-	4151
9	Nitrate as N	7.39	35.3	-	1391
12	Orthophosphate as P	9.03	37.5	-	10596
13	Sulfate	10.29	406.9	-	4970
	Nitrate/Nitrite as N				

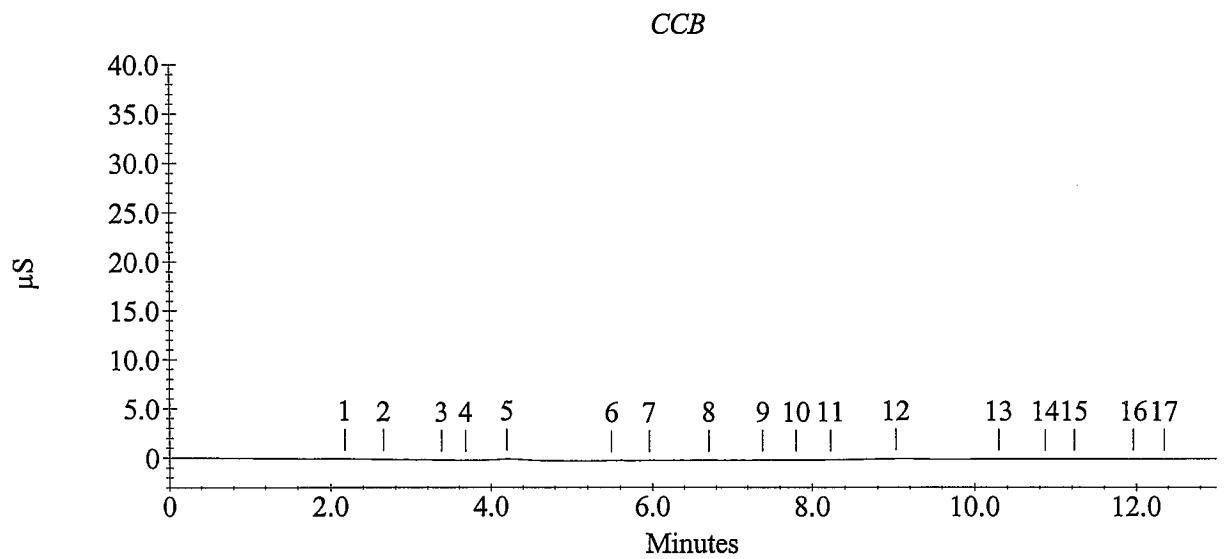

Sample Analysis Report

Sample Name : 0809076-1
Data File Name : c:\peaknet\data\080911\080910_025.DXD

Method File Name : c:\peaknet\method\080818.met
Date, Time Analyzed : 9/11/08 4:29:58 PM
System Operator : WETCHEM
Calibration Updated : 8/18/08 11:36:14 AM

Current Date : 9/11/08
Current Time : 4:43:04 PM
Datafile Updated : 9/11/08 4:43:04 PM
Method Comment : Flow rate = 1.2 mL/min, Eluent = ...

Peak Information : All Components

Peak Number	Analyte	Retention Time (min.)	Concentration (ug/L)	Limit Exceeded	Peak Area
2	Fluoride	3.12	85.5	-	7323
3	Chloride	4.32	16258.6		17176701
	Nitrite as N				
4	Bromide	6.13	54.6	-	2574
5	Nitrate as N	7.24	337.5		102946
7	Orthophosphate as P	8.63	-19.0	-	4106
9	Sulfate	10.29	86279.4		10166649
	Nitrate/Nitrite as N				

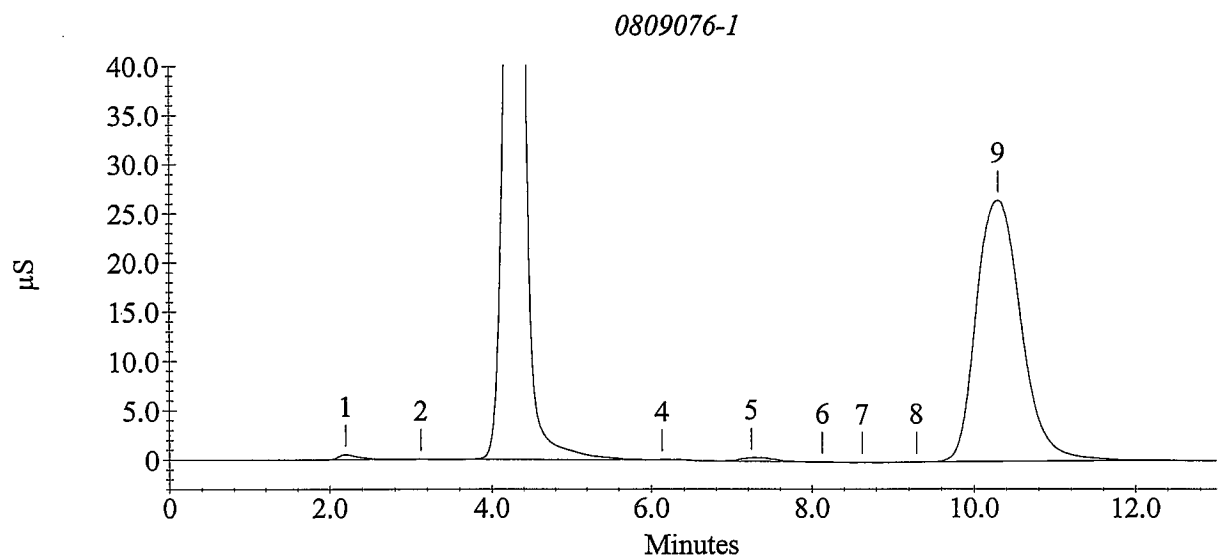

Sample Analysis Report

Sample Name : 0809076-2
Data File Name : c:\peaknet\data\080911\080910_026.DXD

Method File Name : c:\peaknet\method\080818.met
Date, Time Analyzed : 9/11/08 4:43:05 PM
System Operator : WETCHEM
Calibration Updated : 8/18/08 11:36:14 AM

Current Date : 9/11/08
Current Time : 4:56:11 PM
Datafile Updated : 9/11/08 4:56:11 PM
Method Comment : Flow rate = 1.2 mL/min, Eluent = ...

Peak Information : All Components

Peak Number	Analyte	Retention Time (min.)	Concentration (ug/L)	Limit Exceeded	Peak Area
2	Fluoride	3.13	68.4	-	4686
3	Chloride	4.37	15049.9		17373396
	Nitrite as N				
4	Bromide	6.35	292.2		14907
5	Nitrate as N	7.44	337.7		103005
	Orthophosphate as P				
6	Sulfate	10.27	84844.9		9961480
	Nitrate/Nitrite as N				

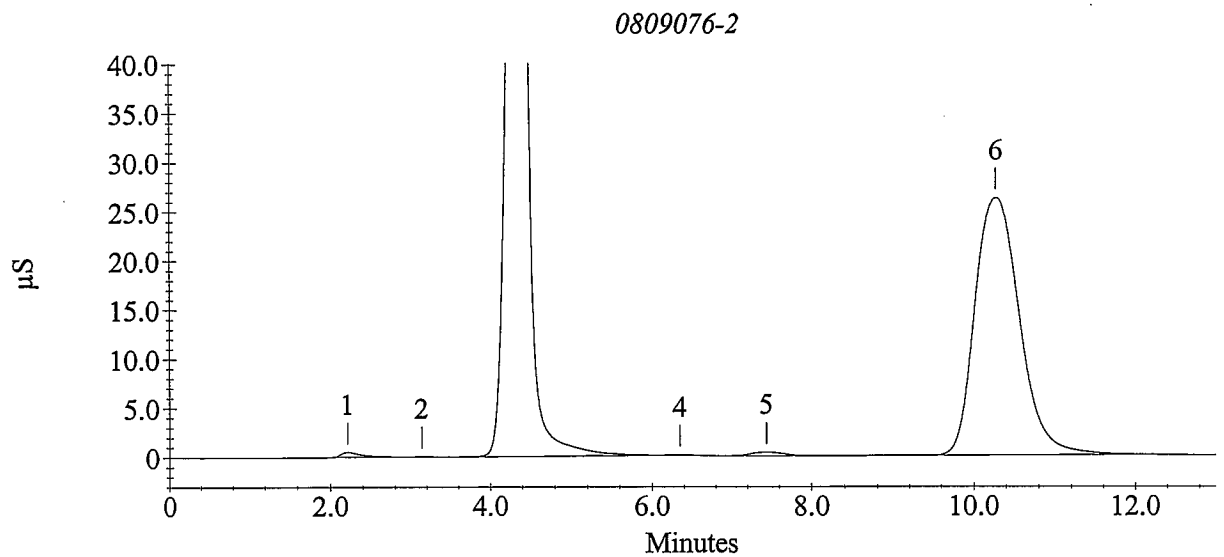

Sample Analysis Report

Sample Name : 0809076-3
Data File Name : c:\peaknet\data\080911\080910_027.DXD

Method File Name : c:\peaknet\method\080818.met
Date, Time Analyzed : 9/11/08 4:56:12 PM
System Operator : WETCHEM
Calibration Updated : 8/18/08 11:36:14 AM

Current Date : 9/11/08
Current Time : 5:09:19 PM
Datafile Updated : 9/11/08 5:09:18 PM
Method Comment : Flow rate = 1.2 mL/min, Eluent = ...

Peak Information : All Components

Peak Number	Analyte	Retention Time (min.)	Concentration (ug/L)	Limit Exceeded	Peak Area
2	Fluoride	3.12	92.8	-	8439
3	Chloride	4.29	31800.7	+	13884555
	Nitrite as N				
4	Bromide	6.12	222.5		11288
5	Nitrate as N	7.23	221.3		63840
	Orthophosphate as P				
7	Sulfate	10.25	77602.1		8951313
	Nitrate/Nitrite as N				

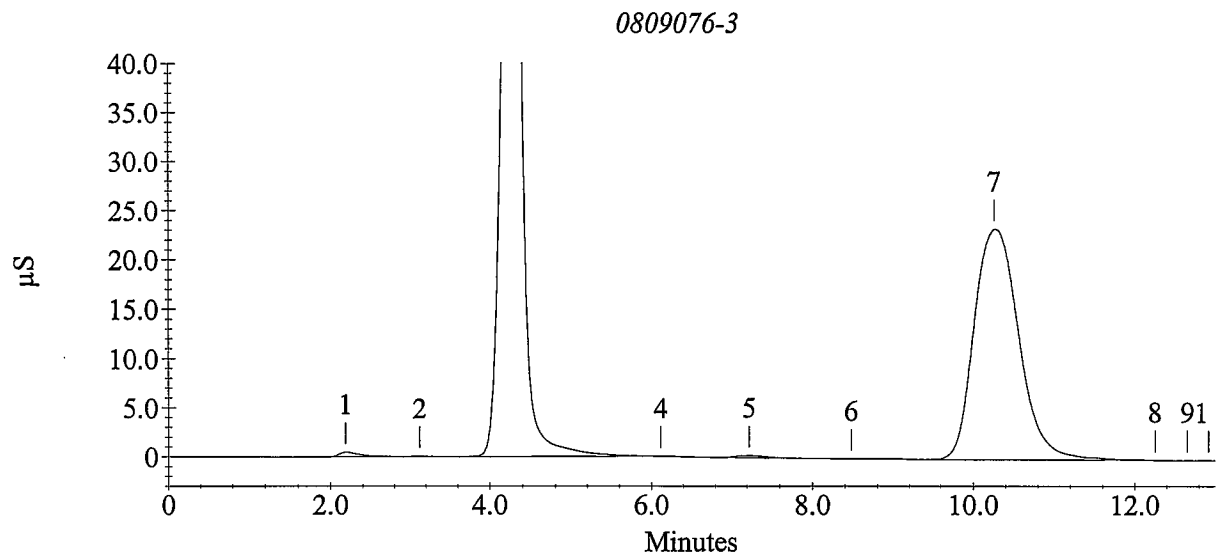

Sample Analysis Report

Sample Name : 0809076-4
Data File Name : c:\peaknet\data\080911\080910_028.DXD

Method File Name : c:\peaknet\method\080818.met
Date, Time Analyzed : 9/11/08 5:09:20 PM
System Operator : WETCHEM
Calibration Updated : 8/18/08 11:36:14 AM

Current Date : 9/11/08
Current Time : 5:22:26 PM
Datafile Updated : 9/11/08 5:22:26 PM
Method Comment : Flow rate = 1.2 mL/min, Eluent = ...

Peak Information : All Components

Peak Number	Analyte	Retention Time (min.)	Concentration (ug/L)	Limit Exceeded	Peak Area
2	Fluoride	3.17	221.4		28293
3	Chloride	4.37	38263.7	+	8616281
	Nitrite as N				
	Bromide				
4	Nitrate as N	7.63	449.6		140713
5	Orthophosphate as P	9.08	71.9	-	14551
6	Sulfate	10.31	49390.7		5355120
	Nitrate/Nitrite as N				

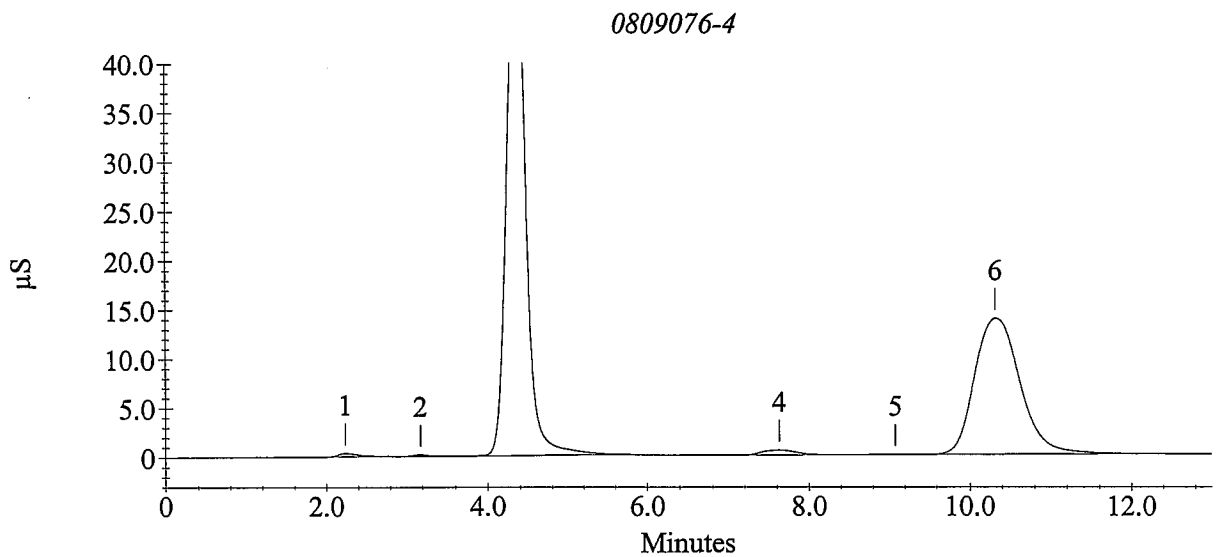

Sample Analysis Report

Sample Name : 0809076-5 5X
Data File Name : c:\peaknet\data\080911\080910_029.DXD

Method File Name : c:\peaknet\method\080818.met
Date, Time Analyzed : 9/11/08 5:22:27 PM
System Operator : WETCHEM
Calibration Updated : 8/18/08 11:36:14 AM

Current Date : 9/11/08
Current Time : 5:35:33 PM
Datafile Updated : 9/11/08 5:35:33 PM
Method Comment : Flow rate = 1.2 mL/min, Eluent = ...

Peak Information : All Components

Peak Number	Analyte	Retention Time (min.)	Concentration (ug/L)	Limit Exceeded	Peak Area
1		2.20	0.0		30900
2	Chloride	4.32	-88631.5	-	27415751
	Nitrite as N				
3	Bromide	6.15	258.8		13173
4	Nitrate as N	7.51	34.7	-	1183
8	Orthophosphate as P	9.08	-40.1	-	1675
9	Sulfate	10.27	471.9	-	11510
	Nitrate/Nitrite as N				

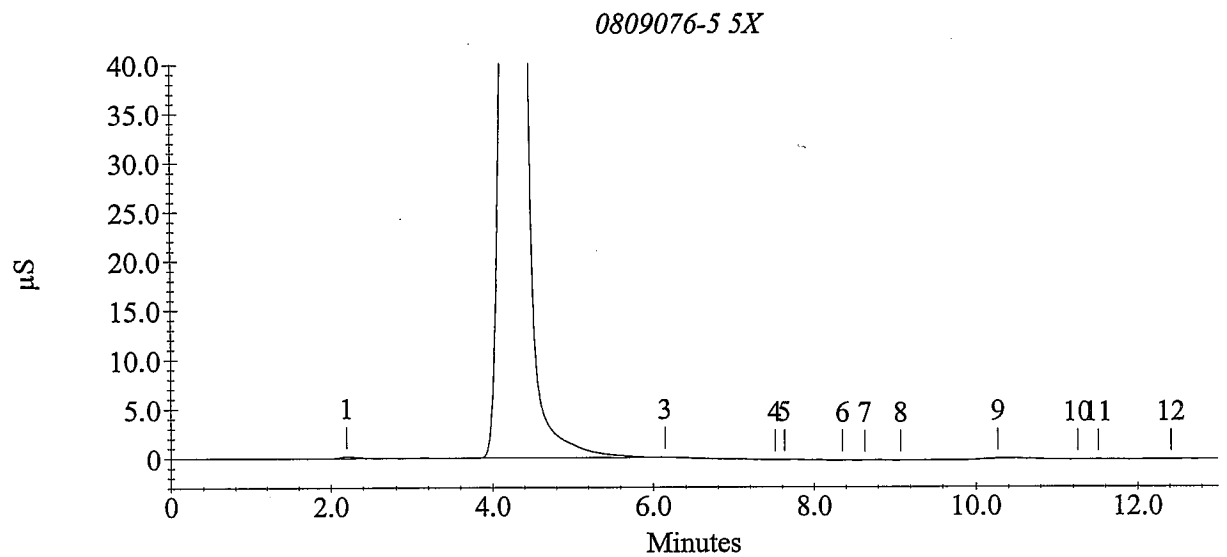

Sample Analysis Report

Sample Name : 0809076-6 2X
Data File Name : c:\peaknet\data\080911\080910_030.DXD

Method File Name : c:\peaknet\method\080818.met
Date, Time Analyzed : 9/11/08 5:35:34 PM
System Operator : WETCHEM
Calibration Updated : 8/18/08 11:36:14 AM

Current Date : 9/11/08
Current Time : 5:48:41 PM
Datafile Updated : 9/11/08 5:48:40 PM
Method Comment : Flow rate = 1.2 mL/min, Eluent = ...

Peak Information : All Components

Peak Number	Analyte	Retention Time (min.)	Concentration (ug/L)	Limit Exceeded	Peak Area
1		2.19	0.0		5330
4	Chloride	4.41	-179602.0	-	32878389
	Nitrite as N				
5	Bromide	6.43	622.0		32056
6	Nitrate as N	7.52	207.9		59335
	Orthophosphate as P				
7	Sulfate	10.32	25648.7		2647450
	Nitrate/Nitrite as N				

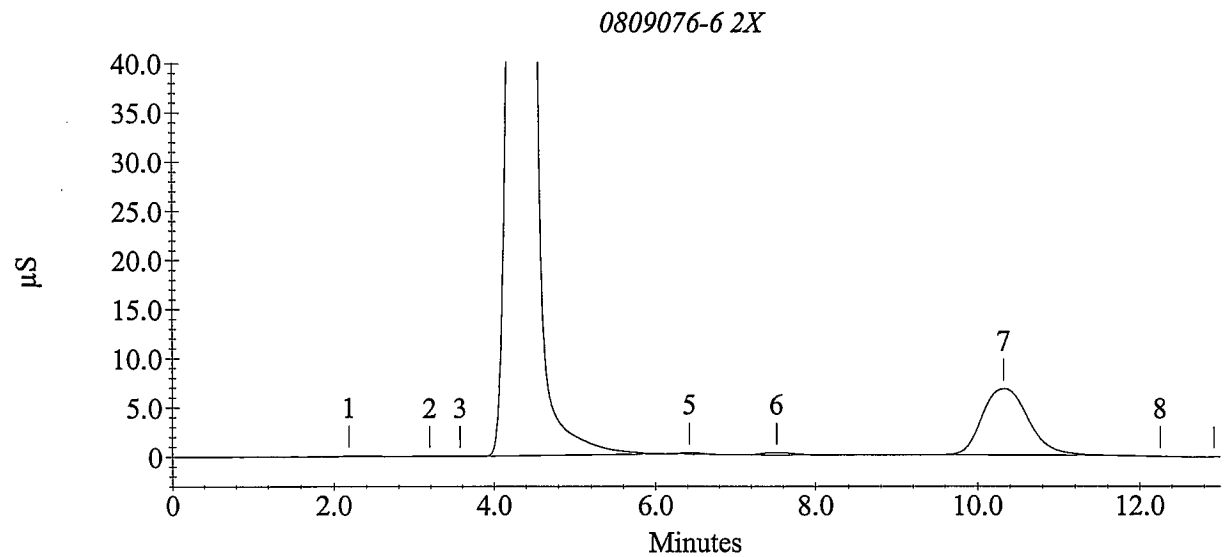

Sample Analysis Report

Sample Name : 0809076-7 2X
Data File Name : c:\peaknet\data\080911\080910_031.DXD

Method File Name : c:\peaknet\method\080818.met
Date, Time Analyzed : 9/11/08 5:48:41 PM
System Operator : WETCHEM
Calibration Updated : 8/18/08 11:36:14 AM

Current Date : 9/11/08
Current Time : 6:01:48 PM
Datafile Updated : 9/11/08 6:01:47 PM
Method Comment : Flow rate = 1.2 mL/min, Eluent = ...

Peak Information : All Components

Peak Number	Analyte	Retention Time (min.)	Concentration (ug/L)	Limit Exceeded	Peak Area
1		2.44	0.0		970
4	Chloride	4.43	-160037.5	-	31817992
	Nitrite as N				
5	Bromide	6.52	634.4		32698
6	Nitrate as N	7.48	39.3	-	2745
10	Orthophosphate as P	9.27	-19.4	-	4057
11	Sulfate	10.41	24231.5		2493195
	Nitrate/Nitrite as N				

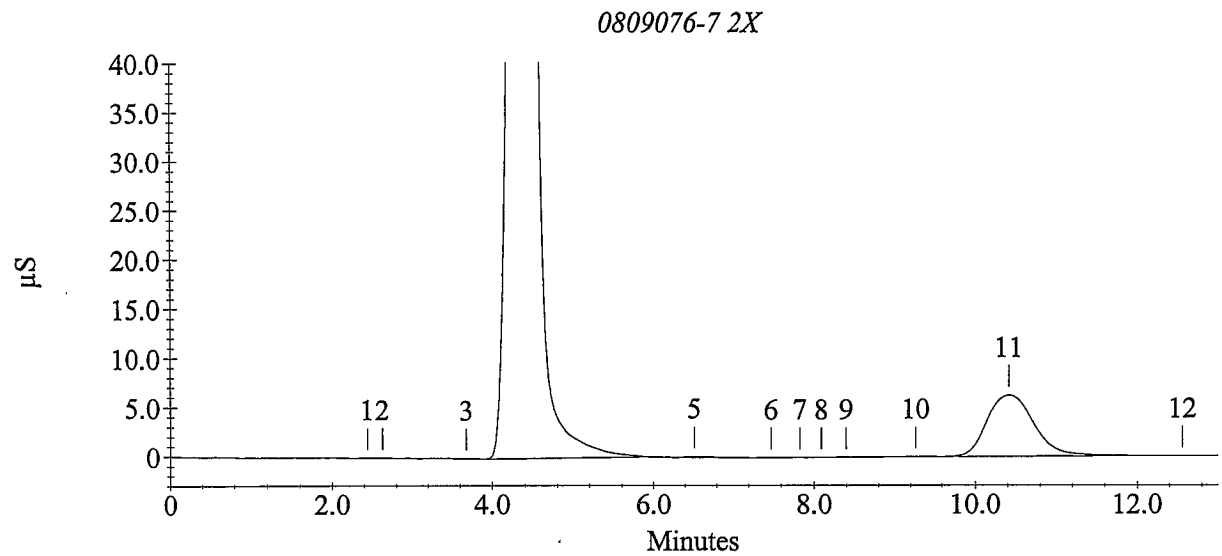

Sample Analysis Report

Sample Name : 0809076-8
Data File Name : c:\peaknet\data\080911\080910_032.DXD

Method File Name : c:\peaknet\method\080818.met
Date, Time Analyzed : 9/11/08 6:01:50 PM
System Operator : WETCHEM
Calibration Updated : 8/18/08 11:36:14 AM

Current Date : 9/11/08
Current Time : 6:14:55 PM
Datafile Updated : 9/11/08 6:14:55 PM
Method Comment : Flow rate = 1.2 mL/min, Eluent = ...

Peak Information : All Components

Peak Number	Analyte	Retention Time (min.)	Concentration (ug/L)	Limit Exceeded	Peak Area
2	Fluoride	3.16	87.4	-	7619
3	Chloride	4.43	-51918.2	-	24654616
	Nitrite as N				
4	Bromide	6.44	378.8		19402
5	Nitrate as N	7.56	1105.7		363186
7	Orthophosphate as P	8.87	-40.1	-	1671
8	Sulfate	10.35	57343.9		6321477
	Nitrate/Nitrite as N				

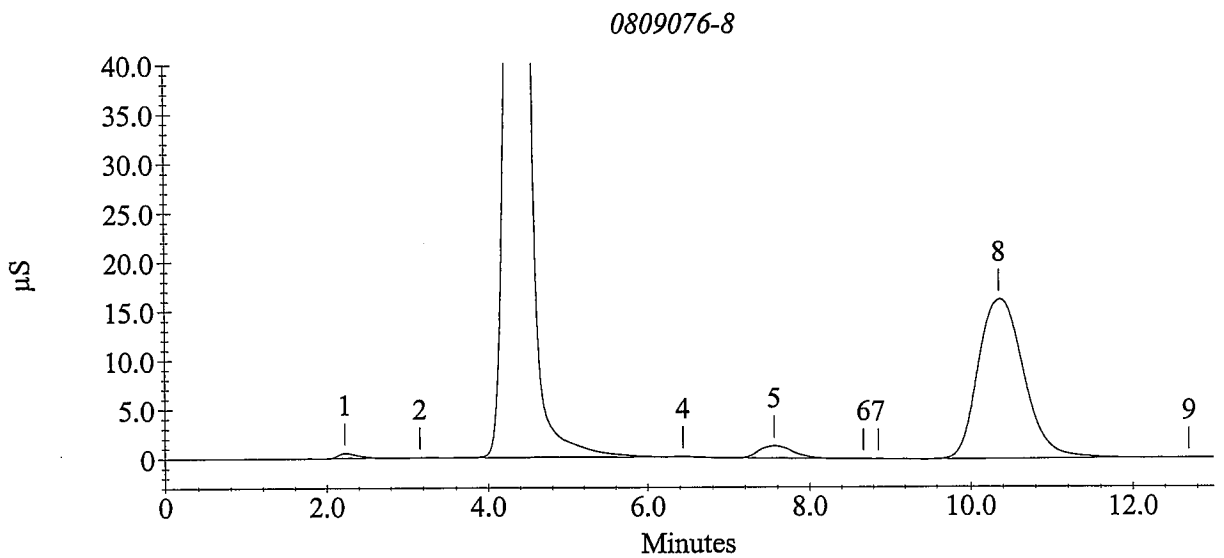

Sample Analysis Report

Sample Name : CCV
Data File Name : c:\peaknet\data\080911\080911_033.DXD

Method File Name : c:\peaknet\method\080818.met
Date, Time Analyzed : 9/11/08 6:14:57 PM
System Operator : WETCHEM
Calibration Updated : 8/18/08 11:36:14 AM

Current Date : 9/11/08
Current Time : 6:28:03 PM
Datafile Updated : 9/11/08 6:28:02 PM
Method Comment : Flow rate = 1.2 mL/min, Eluent = ...

Peak Information : All Components

Peak Number	Analyte	Retention Time (min.)	Concentration (ug/L)	Limit Exceeded	Peak Area
2	Fluoride	3.16	5184.5		844901
3	Chloride	4.33	10121.7		1367601
4	Nitrite as N	5.19	4979.9		1373548
5	Bromide	6.51	10139.5		547088
6	Nitrate as N	7.49	9657.4		3501920
7	Orthophosphate as P	8.81	9400.0		1136717
8	Sulfate	10.31	50371.9		5472562
	Nitrate/Nitrite as N				

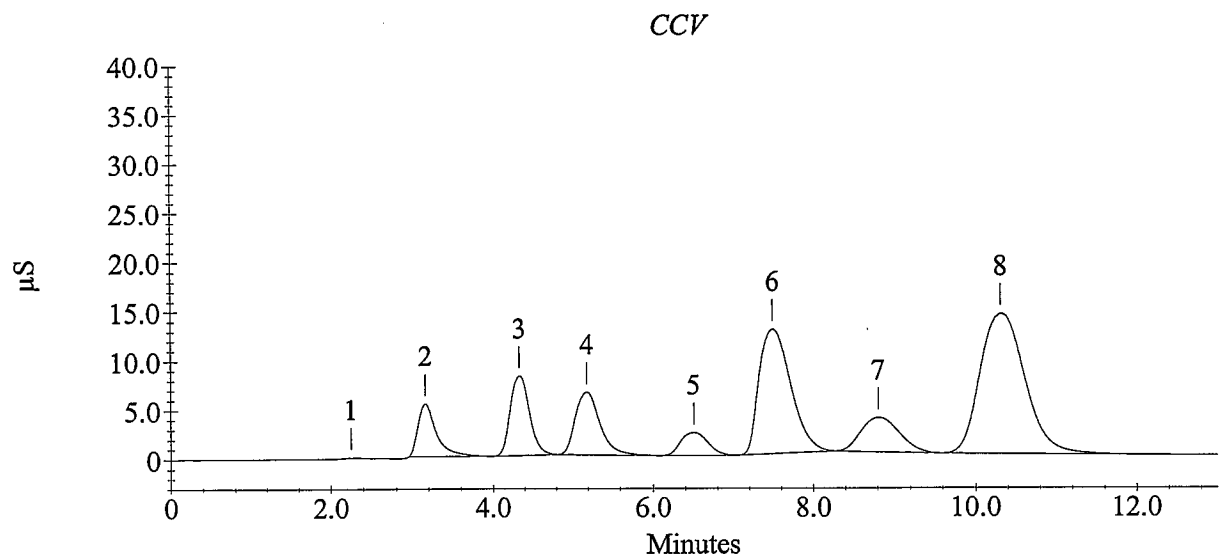

Sample Analysis Report

Sample Name : CCB
Data File Name : c:\peaknet\data\080911\080911_034.DXD

Method File Name : c:\peaknet\method\080818.met
Date, Time Analyzed : 9/11/08 6:28:04 PM
System Operator : WETCHEM
Calibration Updated : 8/18/08 11:36:14 AM

Current Date : 9/11/08
Current Time : 6:41:10 PM
Datafile Updated : 9/11/08 6:41:09 PM
Method Comment : Flow rate = 1.2 mL/min, Eluent = ...

Peak Information : All Components

Peak Number	Analyte	Retention Time (min.)	Concentration (ug/L)	Limit Exceeded	Peak Area
1	Fluoride	2.99	43.8	-	895
4	Chloride	4.20	113.4	-	13966
6	Nitrite as N	5.04	21.4	-	2428
8	Bromide	6.13	29.2	-	1262
10	Nitrate as N	7.15	40.4	-	3091
13	Orthophosphate as P	9.04	301.0		40924
14	Sulfate	10.65	406.8	-	4958
	Nitrate/Nitrite as N				

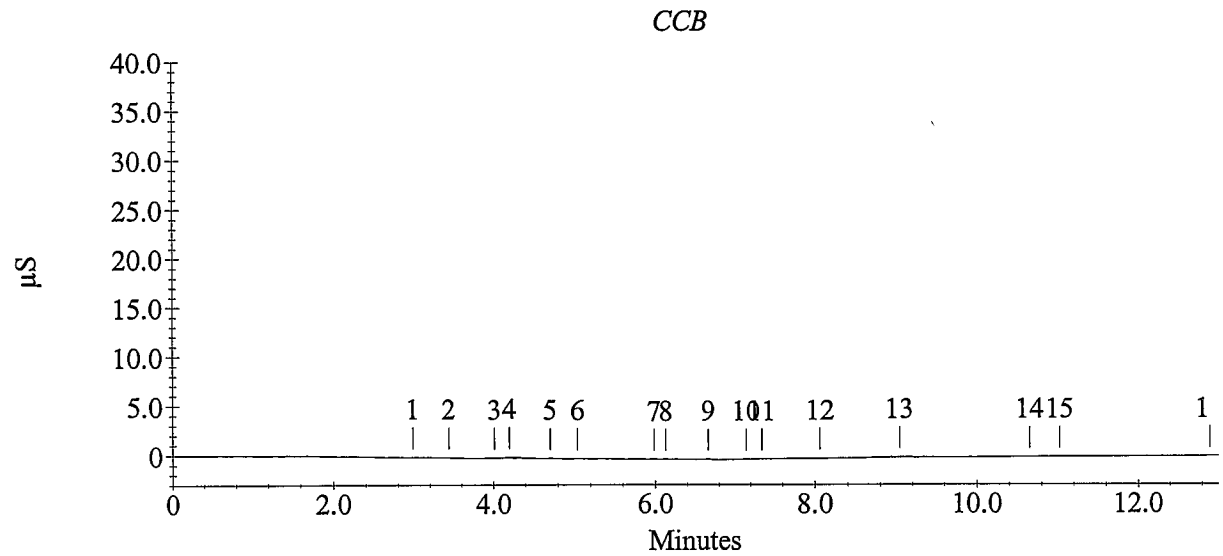

Sample Analysis Report

Sample Name : 0809076-9
Data File Name : c:\peaknet\data\080911\080910_035.DXD

Method File Name : c:\peaknet\method\080818.met
Date, Time Analyzed : 9/11/08 6:41:12 PM
System Operator : WETCHEM
Calibration Updated : 8/18/08 11:36:14 AM

Current Date : 9/11/08
Current Time : 6:54:17 PM
Datafile Updated : 9/11/08 6:54:17 PM
Method Comment : Flow rate = 1.2 mL/min, Eluent = ...

Peak Information : All Components

Peak Number	Analyte	Retention Time (min.)	Concentration (ug/L)	Limit Exceeded	Peak Area
2	Fluoride	3.16	81.8	-	6745
3	Chloride	4.37	28420.8	+	14786950
	Nitrite as N				
4	Bromide	6.36	426.0		21858
5	Nitrate as N	7.48	445.7		139411
	Orthophosphate as P				
6	Sulfate	10.33	48654.2		5267281
	Nitrate/Nitrite as N				

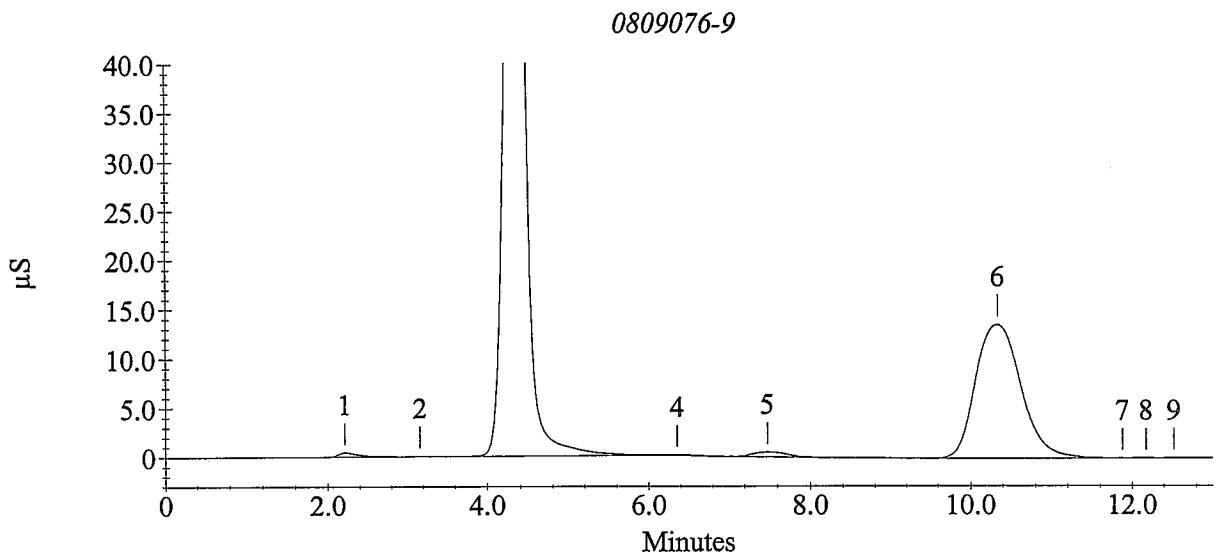

Sample Analysis Report

Sample Name : 0809076-10
Data File Name : c:\peaknet\data\080911\080910_036.DXD

Method File Name : c:\peaknet\method\080818.met
Date, Time Analyzed : 9/11/08 6:54:19 PM
System Operator : WETCHEM
Calibration Updated : 8/18/08 11:36:14 AM

Current Date : 9/11/08
Current Time : 7:07:24 PM
Datafile Updated : 9/11/08 7:07:24 PM
Method Comment : Flow rate = 1.2 mL/min, Eluent = ...

Peak Information : All Components

Peak Number	Analyte	Retention Time (min.)	Concentration (ug/L)	Limit Exceeded	Peak Area
2	Fluoride	3.17	64.9	-	4152
3	Chloride	4.44	447.8		19439188
	Nitrite as N				
4	Bromide	6.51	353.4		18084
5	Nitrate as N	7.67	246.5		72310
6	Orthophosphate as P	9.04	-7.5	-	5416
7	Sulfate	10.33	43669.2		4679668
	Nitrate/Nitrite as N				

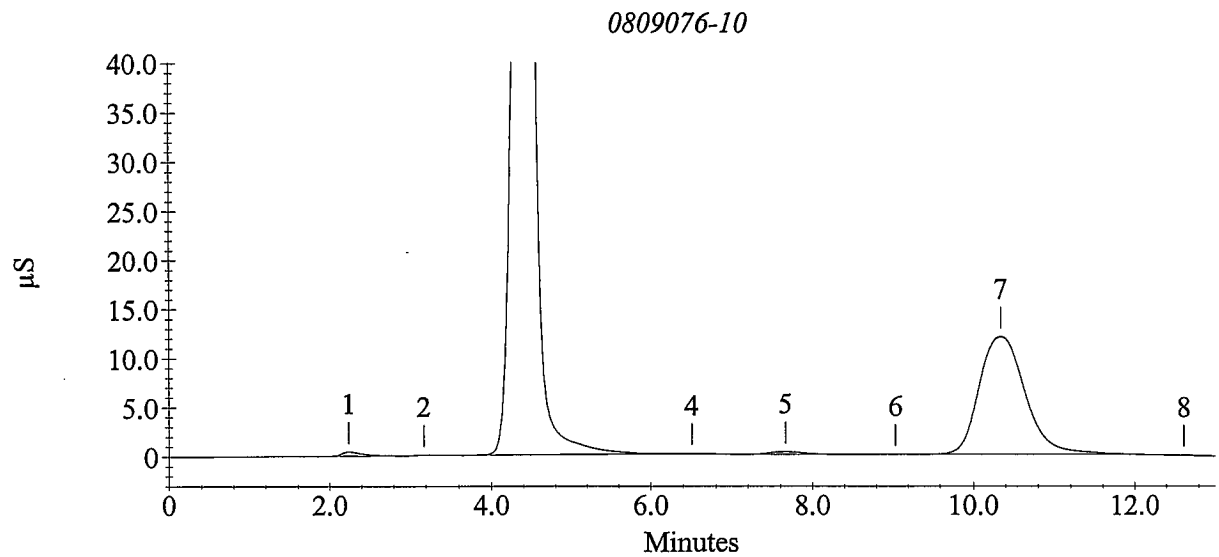

Sample Analysis Report

Sample Name : 0809076-11
Data File Name : c:\peaknet\data\080911\080910_037.DXD

Method File Name : c:\peaknet\method\080818.met
Date, Time Analyzed : 9/11/08 7:07:26 PM
System Operator : WETCHEM
Calibration Updated : 8/18/08 11:36:14 AM

Current Date : 9/11/08
Current Time : 7:20:32 PM
Datafile Updated : 9/11/08 7:20:31 PM
Method Comment : Flow rate = 1.2 mL/min, Eluent = ...

Peak Information : All Components

Peak Number	Analyte	Retention Time (min.)	Concentration (ug/L)	Limit Exceeded	Peak Area
2	Fluoride	3.12	73.8	-	5515
	Chloride				
	Nitrite as N				
6	Bromide	6.61	591.2		30450
7	Nitrate as N	7.59	37.3	-	2069
9	Orthophosphate as P	9.11	-13.8	-	4701
10	Sulfate	10.37	50421.8		5478552
	Nitrate/Nitrite as N				

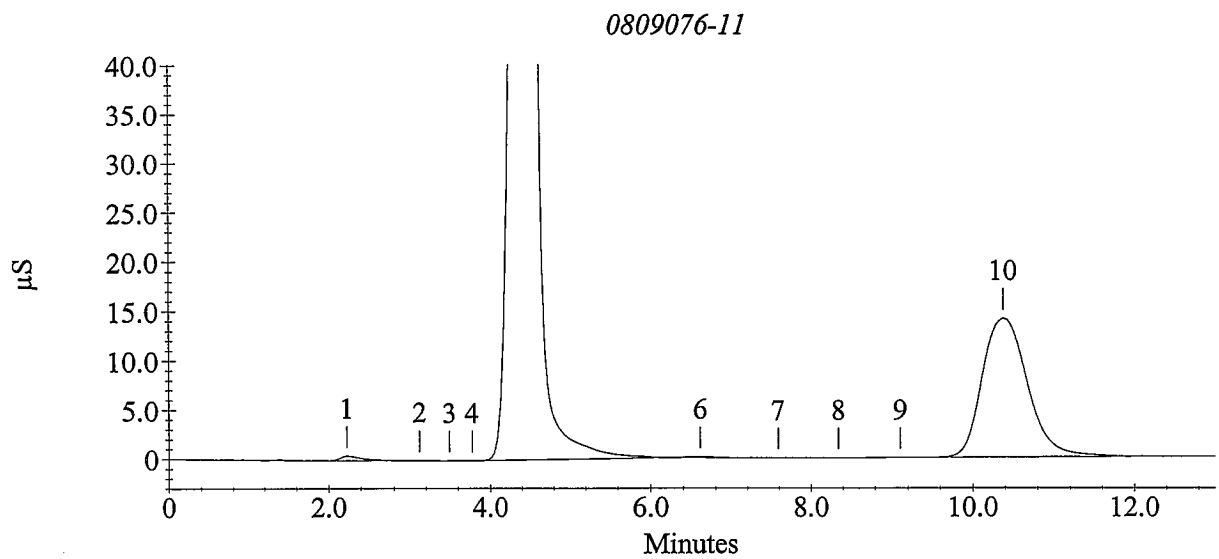

Sample Analysis Report

Sample Name : 0809076-11MS
Data File Name : c:\peaknet\data\080911\080910_038.DXD

Method File Name : c:\peaknet\method\080818.met
Date, Time Analyzed : 9/11/08 7:20:34 PM
System Operator : WETCHEM
Calibration Updated : 8/18/08 11:36:14 AM

Current Date : 9/11/08
Current Time : 7:33:39 PM
Datafile Updated : 9/11/08 7:33:39 PM
Method Comment : Flow rate = 1.2 mL/min, Eluent = ...

Peak Information : All Components

Peak Number	Analyte	Retention Time (min.)	Concentration (ug/L)	Limit Exceeded	Peak Area
2	Fluoride	3.13	1965.2		303491
3	Chloride	4.40	-107570.7	-	28683359
4	Nitrite as N	5.11	1455.9		383569
5	Bromide	6.39	5828.6		308762
6	Nitrate as N	7.39	5142.9		1785054
7	Orthophosphate as P	8.91	1920.9		229001
8	Sulfate	10.29	69551.5		7874405
	Nitrate/Nitrite as N				

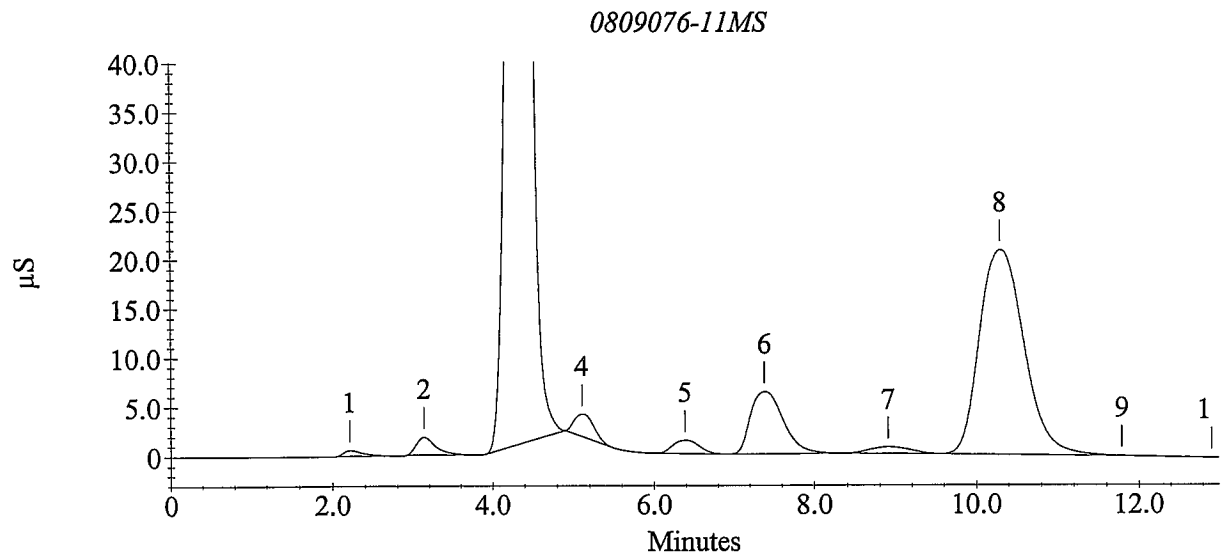

Sample Analysis Report

Sample Name : 0809076-11MSD
Data File Name : c:\peaknet\data\080911\080910_039.DXD

Method File Name : c:\peaknet\method\080818.met
Date, Time Analyzed : 9/11/08 7:33:41 PM
System Operator : WETCHEM
Calibration Updated : 8/18/08 11:36:14 AM

Current Date : 9/11/08
Current Time : 7:46:46 PM
Datafile Updated : 9/11/08 7:46:46 PM
Method Comment : Flow rate = 1.2 mL/min, Eluent = ...

Peak Information : All Components

Peak Number	Analyte	Retention Time (min.)	Concentration (ug/L)	Limit Exceeded	Peak Area
2	Fluoride	3.17	1944.3		300122
	Chloride				
4	Nitrite as N	5.23	1510.7		398381
5	Bromide	6.59	6067.7		321751
6	Nitrate as N	7.64	5134.1		1781846
7	Orthophosphate as P	8.93	1158.9		140186
8	Sulfate	10.33	72092.1		8209386
	Nitrate/Nitrite as N				

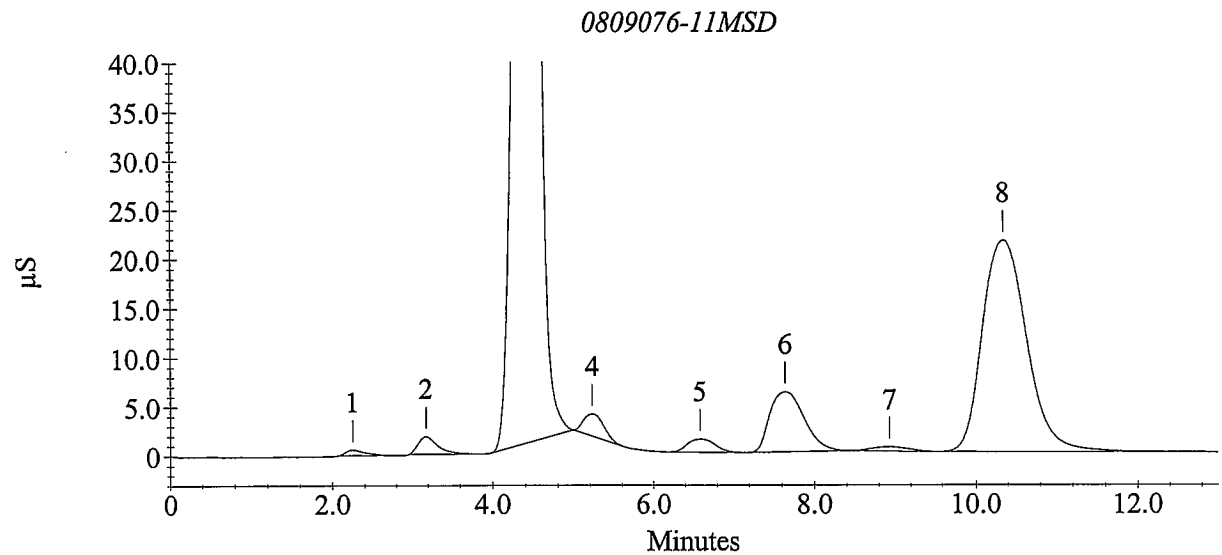

Sample Analysis Report

Sample Name : 0809076-1 10X
Data File Name : c:\peaknet\data\080911\080910_040.DXD

Method File Name : c:\peaknet\method\080818.met
Date, Time Analyzed : 9/11/08 7:46:48 PM
System Operator : WETCHEM
Calibration Updated : 8/18/08 11:36:14 AM

Current Date : 9/11/08
Current Time : 7:59:54 PM
Datafile Updated : 9/11/08 7:59:53 PM
Method Comment : Flow rate = 1.2 mL/min, Eluent = ...

Peak Information : All Components

Peak Number	Analyte	Retention Time (min.)	Concentration (ug/L)	Limit Exceeded	Peak Area
1		2.19	0.0		4434
4	Chloride	4.31	9559.0		1285748
	Nitrite as N				
6	Bromide	5.97	27.0	-	1145
8	Nitrate as N	7.73	44.1	-	4354
9	Orthophosphate as P	9.04	99.9	-	17771
10	Sulfate	10.37	8507.3		829978
	Nitrate/Nitrite as N				

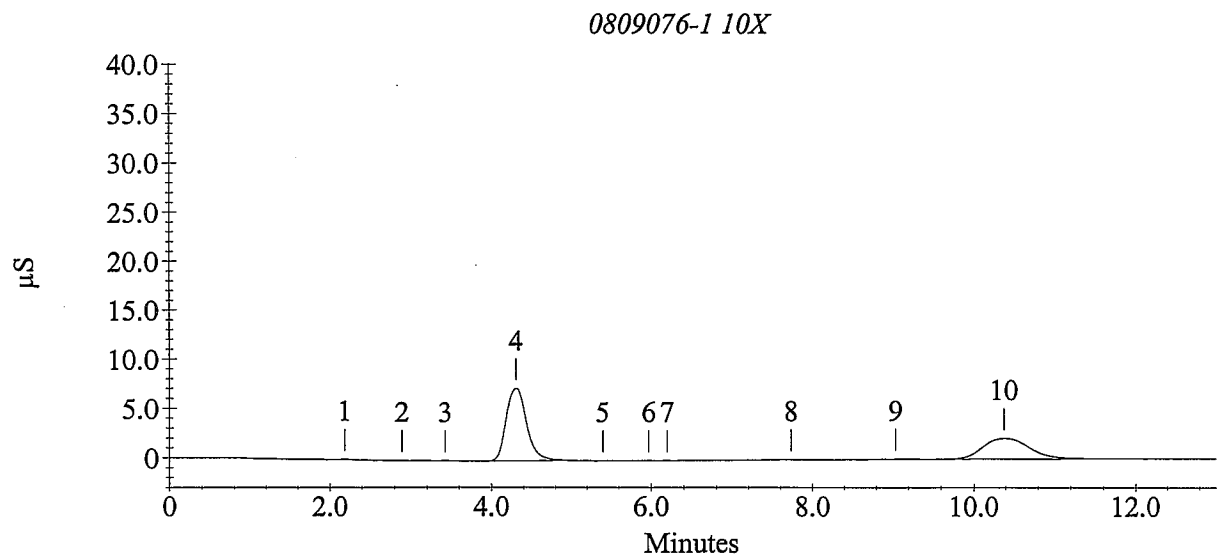

Sample Analysis Report

Sample Name : 0809076-2 10X
Data File Name : c:\peaknet\data\080911\080910_041.DXD

Method File Name : c:\peaknet\method\080818.met
Date, Time Analyzed : 9/11/08 7:59:55 PM
System Operator : WETCHEM
Calibration Updated : 8/18/08 11:36:14 AM

Current Date : 9/11/08
Current Time : 8:13:01 PM
Datafile Updated : 9/11/08 8:13:00 PM
Method Comment : Flow rate = 1.2 mL/min, Eluent = ...

Peak Information : All Components

Peak Number	Analyte	Retention Time (min.)	Concentration (ug/L)	Limit Exceeded	Peak Area
1		2.23	0.0		671
2	Chloride	4.28	9482.3		1274662
	Nitrite as N				
	Bromide				
3	Nitrate as N	7.49	54.3	-	7759
4	Orthophosphate as P	9.08	-21.4	-	3826
5	Sulfate	10.32	8533.1		832639
	Nitrate/Nitrite as N				

0809076-2 10X

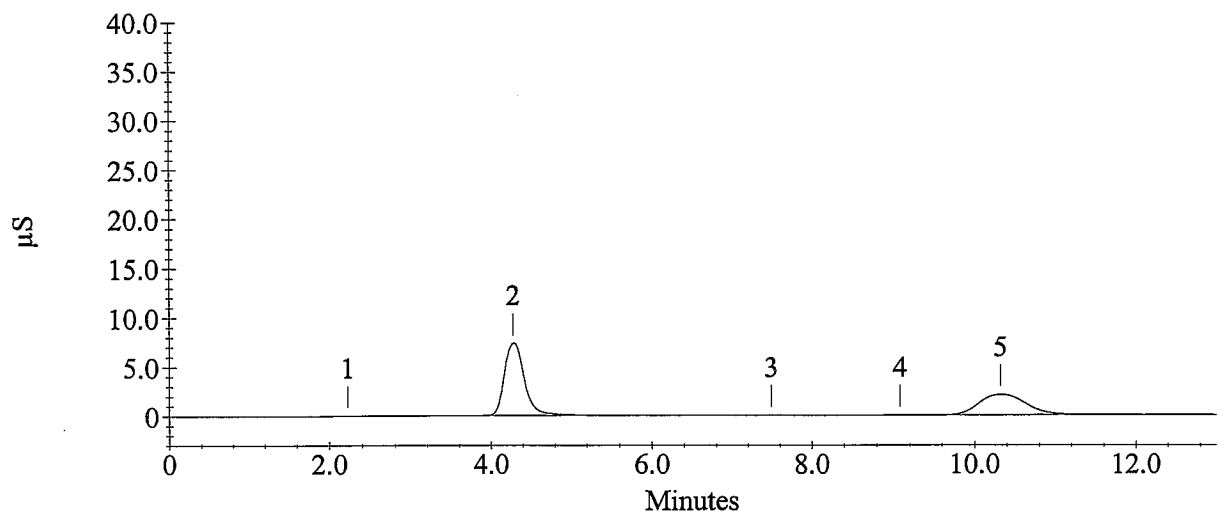

Sample Analysis Report

Sample Name : 0809076-3 10X
Data File Name : c:\peaknet\data\080911\080910_042.DXD

Method File Name : c:\peaknet\method\080818.met
Date, Time Analyzed : 9/11/08 8:13:02 PM
System Operator : WETCHEM
Calibration Updated : 8/18/08 11:36:14 AM

Current Date : 9/11/08
Current Time : 8:26:08 PM
Datafile Updated : 9/11/08 8:26:08 PM
Method Comment : Flow rate = 1.2 mL/min, Eluent = ...

Peak Information : All Components

Peak Number	Analyte	Retention Time (min.)	Concentration (ug/L)	Limit Exceeded	Peak Area
1		2.13	0.0		3252
5	Chloride	4.31	8039.6		1068586
	Nitrite as N				
6	Bromide	6.11	26.7	-	1131
7	Nitrate as N	6.71	42.4	-	3761
9	Orthophosphate as P	9.23	-18.2	-	4187
10	Sulfate	10.37	7702.6		747100
	Nitrate/Nitrite as N				

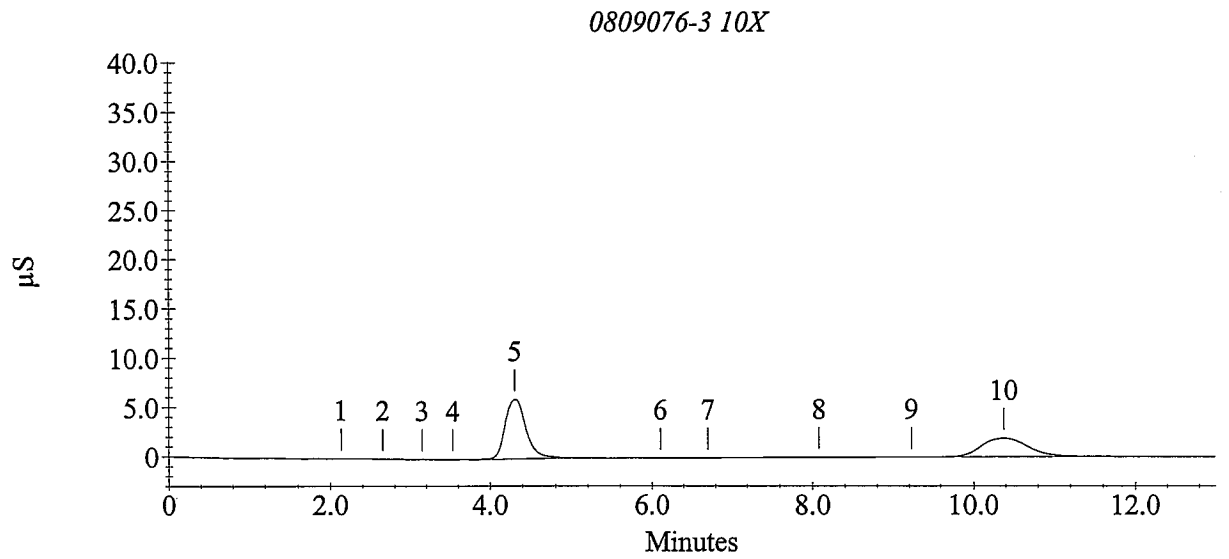

Sample Analysis Report

Sample Name : 0809076-4 5X
Data File Name : c:\peaknet\data\080911\080910_043.DXD

Method File Name : c:\peaknet\method\080818.met
Date, Time Analyzed : 9/11/08 8:26:09 PM
System Operator : WETCHEM
Calibration Updated : 8/18/08 11:36:14 AM

Current Date : 9/11/08
Current Time : 8:39:15 PM
Datafile Updated : 9/11/08 8:39:15 PM
Method Comment : Flow rate = 1.2 mL/min, Eluent = ...

Peak Information : All Components

Peak Number	Analyte	Retention Time (min.)	Concentration (ug/L)	Limit Exceeded	Peak Area
1	Fluoride	3.13	60.4	-	3445
2	Chloride	4.27	10585.4		1435656
	Nitrite as N				
	Bromide				
3	Nitrate as N	7.40	126.4	-	31963
4	Orthophosphate as P	9.09	20.5	-	8644
5	Sulfate	10.29	9822.1		965829
	Nitrate/Nitrite as N				

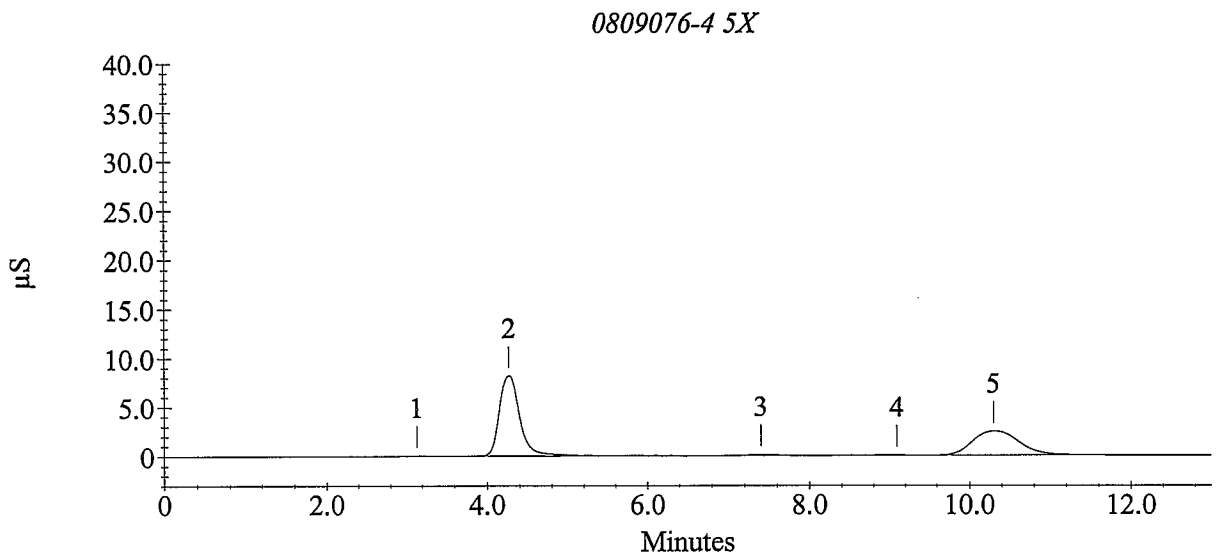

Sample Analysis Report

Sample Name : 0809076-5 50X
Data File Name : c:\peaknet\data\080911\080910_044.DXD

Method File Name : c:\peaknet\method\080818.met
Date, Time Analyzed : 9/11/08 8:39:16 PM
System Operator : WETCHEM
Calibration Updated : 8/18/08 11:36:14 AM

Current Date : 9/11/08
Current Time : 8:52:23 PM
Datafile Updated : 9/11/08 8:52:22 PM
Method Comment : Flow rate = 1.2 mL/min, Eluent = ...

Peak Information : All Components

Peak Number	Analyte	Retention Time (min.)	Concentration (ug/L)	Limit Exceeded	Peak Area
1		2.21	0.0		4242
2	Chloride	4.24	14048.4		1962724
	Nitrite as N				
	Bromide				
	Nitrate as N				
	Orthophosphate as P				
	Sulfate				
	Nitrate/Nitrite as N				

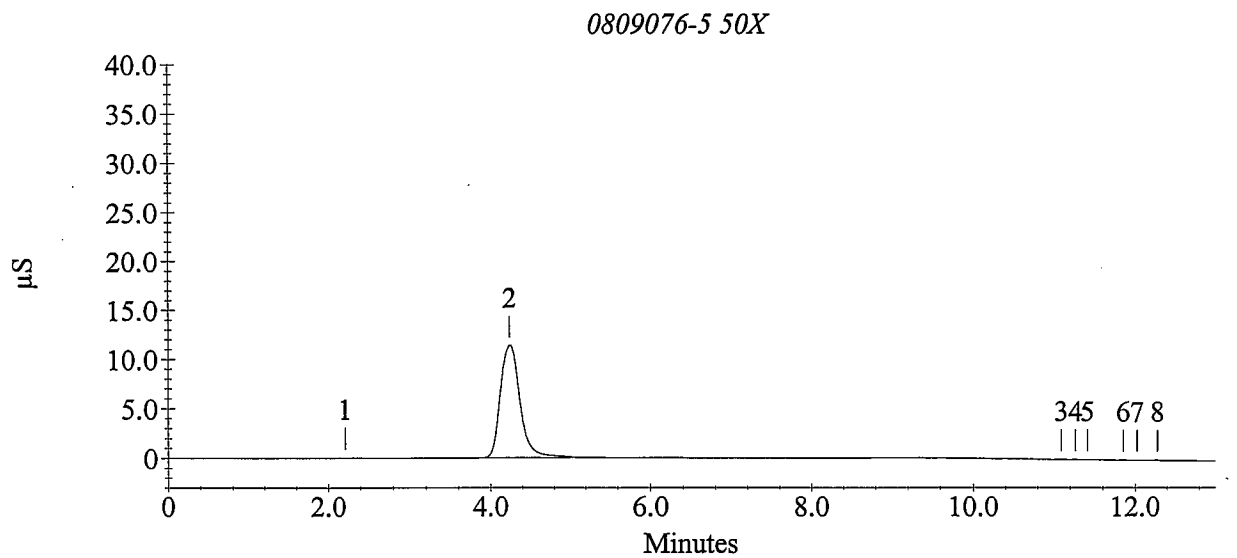

Sample Analysis Report

Sample Name : CCV
Data File Name : c:\peaknet\data\080911\080911_045.DXD

Method File Name : c:\peaknet\method\080818.met
Date, Time Analyzed : 9/11/08 8:52:24 PM
System Operator : WETCHEM
Calibration Updated : 8/18/08 11:36:14 AM

Current Date : 9/11/08
Current Time : 9:05:30 PM
Datafile Updated : 9/11/08 9:05:30 PM
Method Comment : Flow rate = 1.2 mL/min, Eluent = ...

Peak Information : All Components

Peak Number	Analyte	Retention Time (min.)	Concentration (ug/L)	Limit Exceeded	Peak Area
2	Fluoride	3.16	5088.0		827966
3	Chloride	4.35	10157.9		1372891
4	Nitrite as N	5.20	4988.6		1376091
5	Bromide	6.53	10081.5		543819
6	Nitrate as N	7.53	9544.1		3456901
7	Orthophosphate as P	8.83	9414.8		1138585
8	Sulfate	10.33	50375.4		5472982
	Nitrate/Nitrite as N				

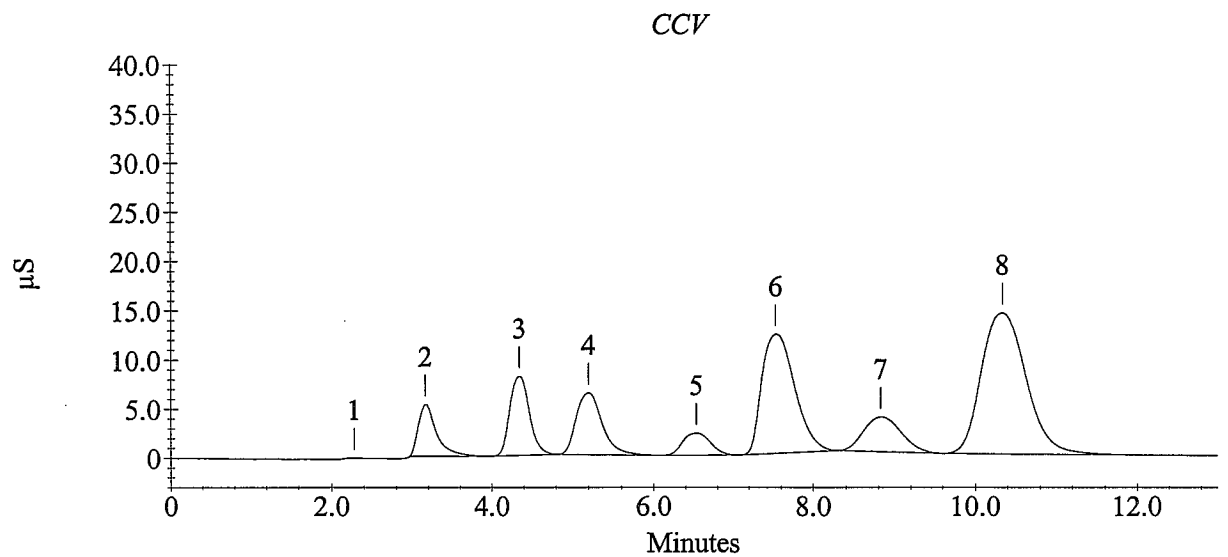

Sample Analysis Report

Sample Name : CCB
Data File Name : c:\peaknet\data\080911\080911_046.DXD

Method File Name : c:\peaknet\method\080818.met
Date, Time Analyzed : 9/11/08 9:05:31 PM
System Operator : WETCHEM
Calibration Updated : 8/18/08 11:36:14 AM

Current Date : 9/11/08
Current Time : 9:18:37 PM
Datafile Updated : 9/11/08 9:18:37 PM
Method Comment : Flow rate = 1.2 mL/min, Eluent = ...

Peak Information : All Components

Peak Number	Analyte	Retention Time (min.)	Concentration (ug/L)	Limit Exceeded	Peak Area
1		2.25	0.0		742
2	Chloride	4.29	216.6		26967
	Nitrite as N				
	Bromide				
	Nitrate as N				
3	Orthophosphate as P	8.95	299.9	-	40795
4	Sulfate	10.44	512.9		15641
	Nitrate/Nitrite as N				

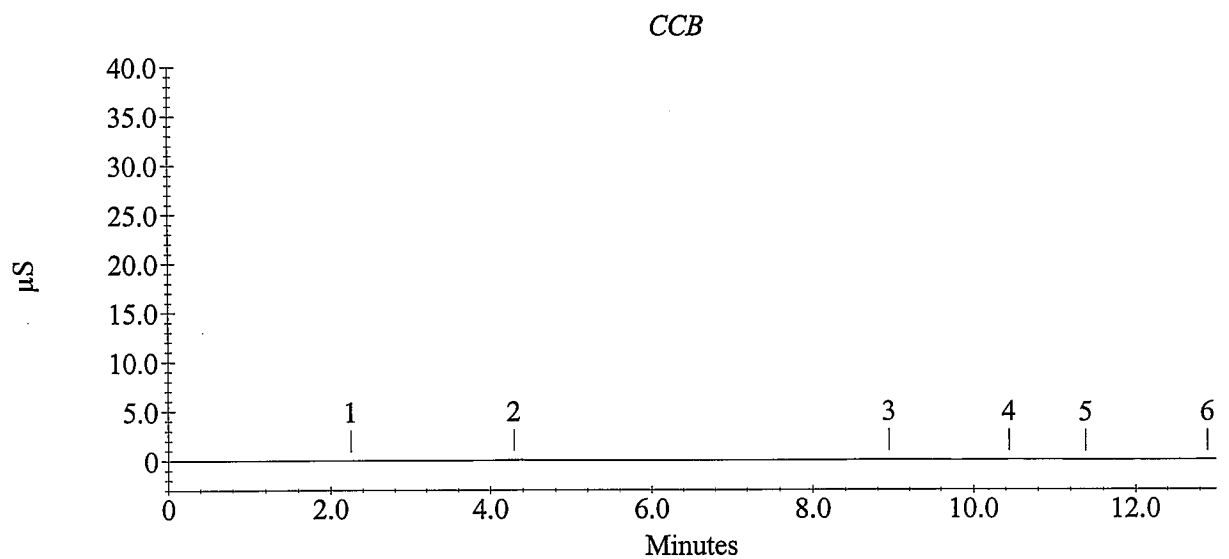

Sample Analysis Report

Sample Name : 0809076-6 20X
Data File Name : c:\peaknet\data\080911\080910_047.DXD

Method File Name : c:\peaknet\method\080818.met
Date, Time Analyzed : 9/11/08 9:18:38 PM
System Operator : WETCHEM
Calibration Updated : 8/18/08 11:36:14 AM

Current Date : 9/11/08
Current Time : 9:31:45 PM
Datafile Updated : 9/11/08 9:31:44 PM
Method Comment : Flow rate = 1.2 mL/min, Eluent = ...

Peak Information : All Components

Peak Number	Analyte	Retention Time (min.)	Concentration (ug/L)	Limit Exceeded	Peak Area
1		2.21	0.0		843
3	Chloride	4.24	16504.3		2359247
	Nitrite as N				
4	Bromide	6.27	59.4	-	2825
5	Nitrate as N	7.31	49.5	-	6150
6	Orthophosphate as P	8.64	-47.2	-	866
7	Sulfate	10.33	2439.1		210047
	Nitrate/Nitrite as N				

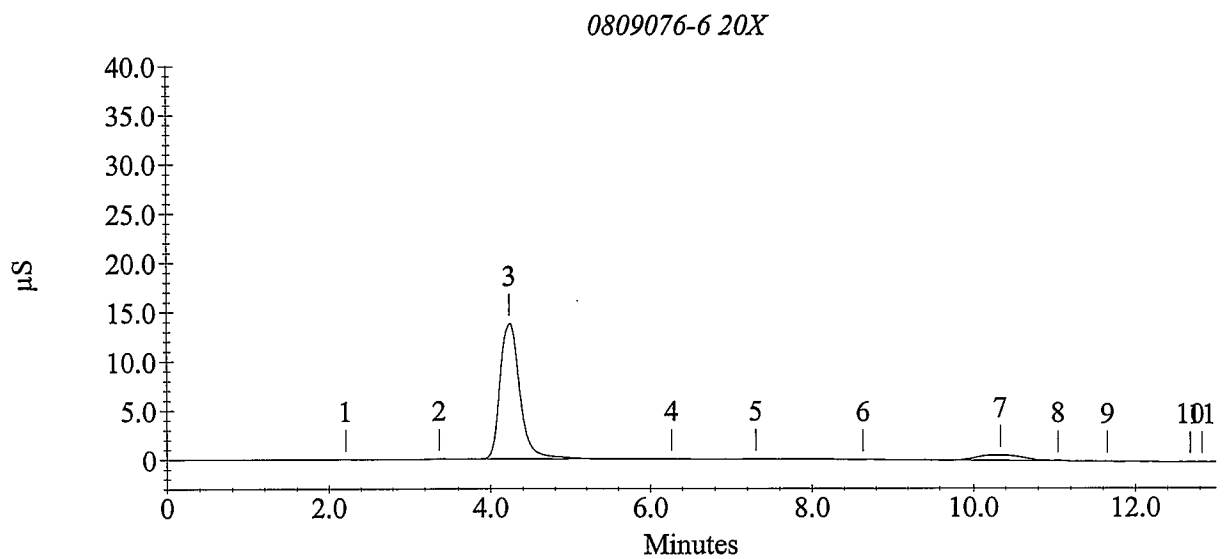

Sample Analysis Report

Sample Name : 0809076-7 20X
Data File Name : c:\peaknet\data\080911\080910_048.DXD

Method File Name : c:\peaknet\method\080818.met
Date, Time Analyzed : 9/11/08 9:31:46 PM
System Operator : WETCHEM
Calibration Updated : 8/18/08 11:36:14 AM

Current Date : 9/11/08
Current Time : 9:44:52 PM
Datafile Updated : 9/11/08 9:44:52 PM
Method Comment : Flow rate = 1.2 mL/min, Eluent = ...

Peak Information : All Components

Peak Number	Analyte	Retention Time (min.)	Concentration (ug/L)	Limit Exceeded	Peak Area
1		3.53	0.0		235
2	Chloride	4.32	15918.0		2262687
	Nitrite as N				
	Bromide				
3	Nitrate as N	7.71	38.3	-	2398
4	Orthophosphate as P	9.01	-20.1	-	3976
5	Sulfate	10.35	2484.5		214642
	Nitrate/Nitrite as N				

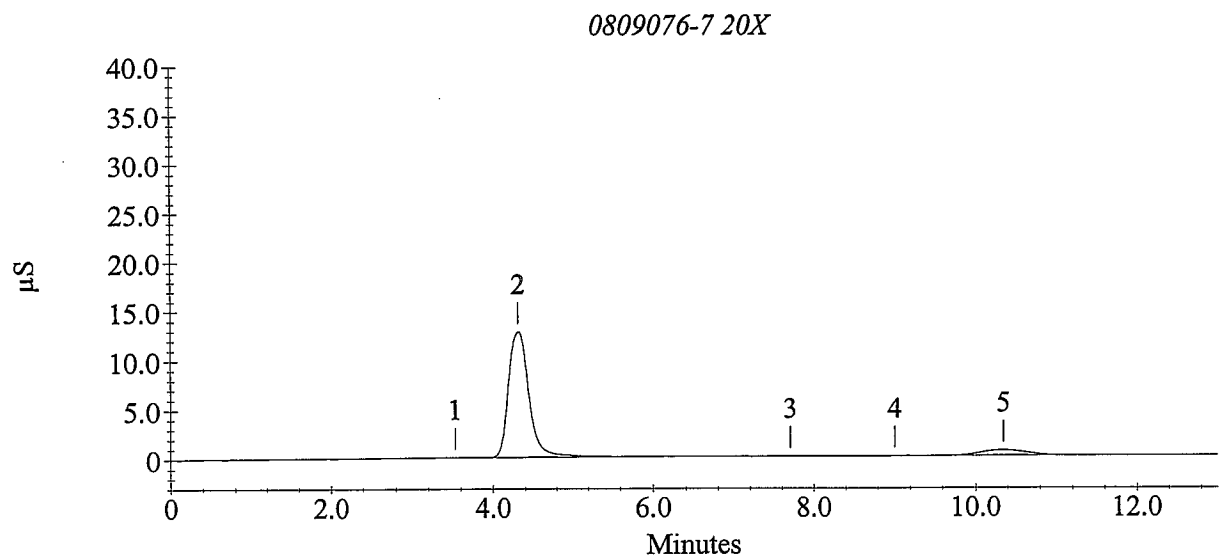

Sample Analysis Report

Sample Name : 0809076-8 10X
Data File Name : c:\peaknet\data\080911\080910_049.DXD

Method File Name : c:\peaknet\method\080818.met
Date, Time Analyzed : 9/11/08 9:44:53 PM
System Operator : WETCHEM
Calibration Updated : 8/18/08 11:36:14 AM

Current Date : 9/11/08
Current Time : 9:57:59 PM
Datafile Updated : 9/11/08 9:57:59 PM
Method Comment : Flow rate = 1.2 mL/min, Eluent = ...

Peak Information : All Components

Peak Number	Analyte	Retention Time (min.)	Concentration (ug/L)	Limit Exceeded	Peak Area
1		2.17	0.0		1749
3	Chloride	4.25	13132.4		1819900
	Nitrite as N				
	Bromide				
4	Nitrate as N	7.32	119.1	-	29498
	Orthophosphate as P				
5	Sulfate	10.29	5583.5		529848
	Nitrate/Nitrite as N				

0809076-8 10X

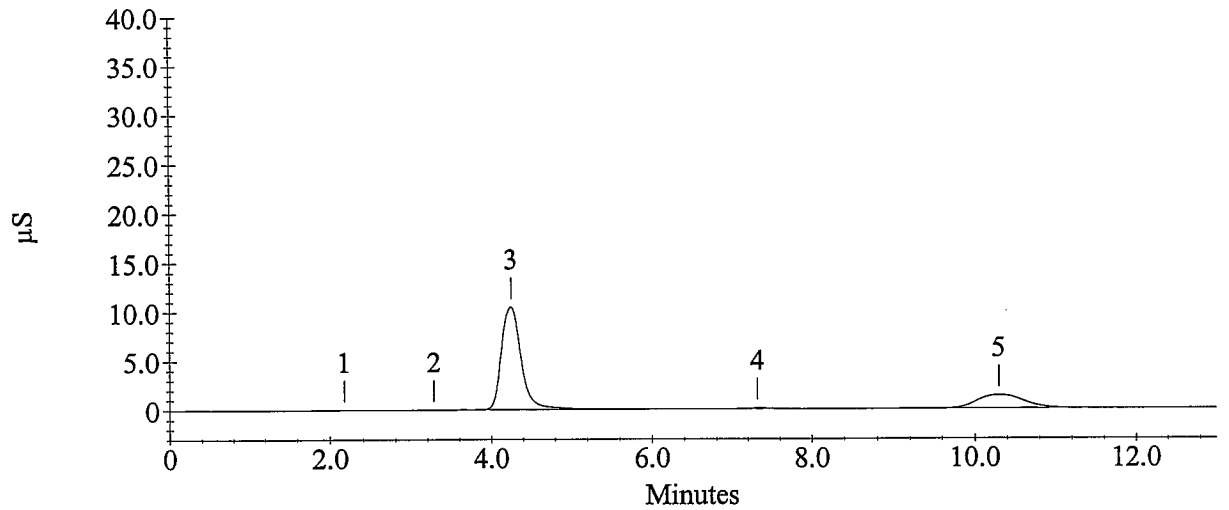

Sample Analysis Report

Sample Name : 0809076-9 10X
Data File Name : c:\peaknet\data\080911\080910_050.DXD

Method File Name : c:\peaknet\method\080818.met
Date, Time Analyzed : 9/11/08 9:58:01 PM
System Operator : WETCHEM
Calibration Updated : 8/18/08 11:36:14 AM

Current Date : 9/11/08
Current Time : 10:11:07 PM
Datafile Updated : 9/11/08 10:11:06 PM
Method Comment : Flow rate = 1.2 mL/min, Eluent = ...

Peak Information : All Components

Peak Number	Analyte	Retention Time (min.)	Concentration (ug/L)	Limit Exceeded	Peak Area
1		3.15	0.0		458
2	Chloride	4.24	8522.9		1137077
	Nitrite as N				
3	Bromide	5.96	30.1	-	1308
5	Nitrate as N	7.25	40.7	-	3202
8	Orthophosphate as P	9.21	-36.1	-	2130
10	Sulfate	10.36	4873.0		457317
	Nitrate/Nitrite as N				

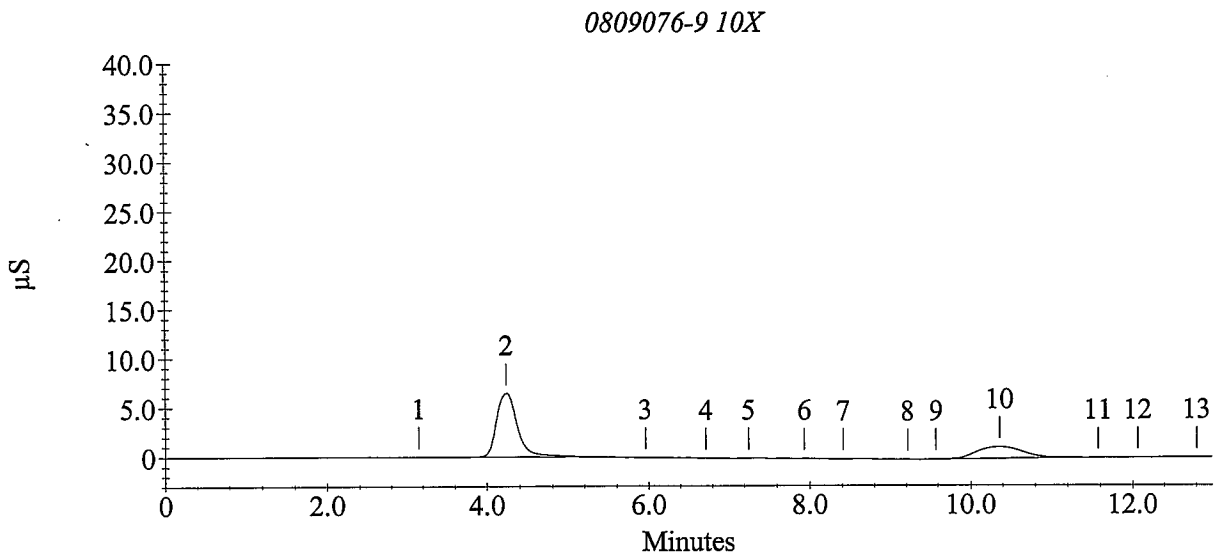

Sample Analysis Report

Sample Name : 0809076-10 10X
Data File Name : c:\peaknet\data\080911\080910_051.DXD

Method File Name : c:\peaknet\method\080818.met
Date, Time Analyzed : 9/11/08 10:11:09 PM
System Operator : WETCHEM
Calibration Updated : 8/18/08 11:36:14 AM

Current Date : 9/11/08
Current Time : 10:24:14 PM
Datafile Updated : 9/11/08 10:24:14 PM
Method Comment : Flow rate = 1.2 mL/min, Eluent = ...

Peak Information : All Components

Peak Number	Analyte	Retention Time (min.)	Concentration (ug/L)	Limit Exceeded	Peak Area
1		2.40	0.0		1603
3	Chloride	4.29	10599.5		1437747
	Nitrite as N				
	Bromide				
	Nitrate as N				
4	Orthophosphate as P	9.00	-32.6	-	2536
5	Sulfate	10.33	4436.9		412878
	Nitrate/Nitrite as N				

0809076-10 10X

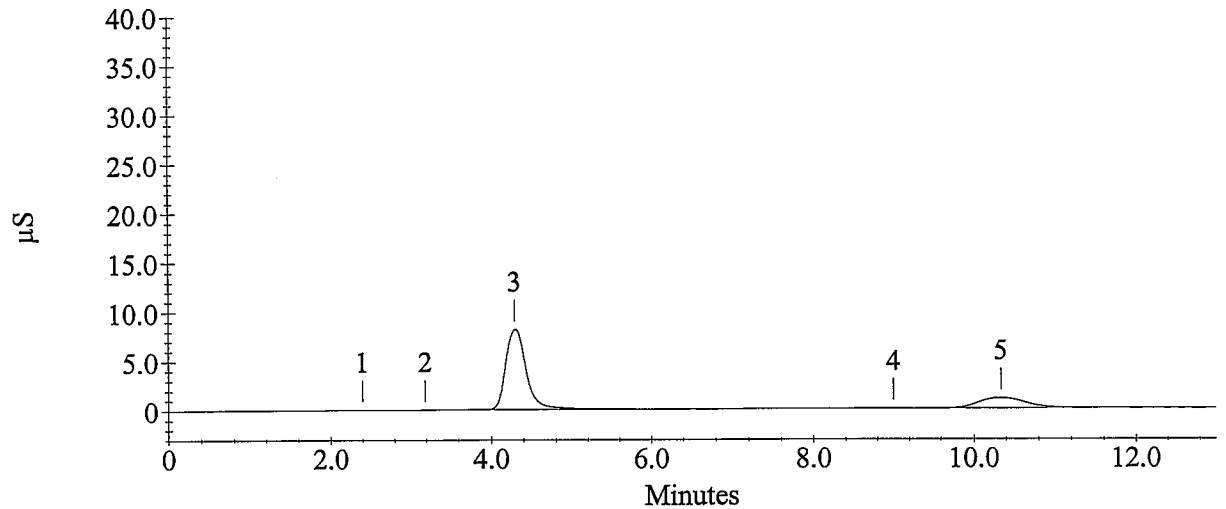

Sample Analysis Report

Sample Name : 0809076-11 10X
Data File Name : c:\peaknet\data\080911\080910_052.DXD

Method File Name : c:\peaknet\method\080818.met
Date, Time Analyzed : 9/11/08 10:24:16 PM
System Operator : WETCHEM
Calibration Updated : 8/18/08 11:36:14 AM

Current Date : 9/11/08
Current Time : 10:37:21 PM
Datafile Updated : 9/11/08 10:37:21 PM
Method Comment : Flow rate = 1.2 mL/min, Eluent = ...

Peak Information : All Components

Peak Number	Analyte	Retention Time (min.)	Concentration (ug/L)	Limit Exceeded	Peak Area
1		2.15	0.0		334
3	Chloride	4.25	15470.4		2189782
	Nitrite as N				
	Bromide				
	Nitrate as N				
4	Orthophosphate as P	9.01	16.9	-	8227
5	Sulfate	10.33	4858.5		455840
	Nitrate/Nitrite as N				

0809076-11 10X

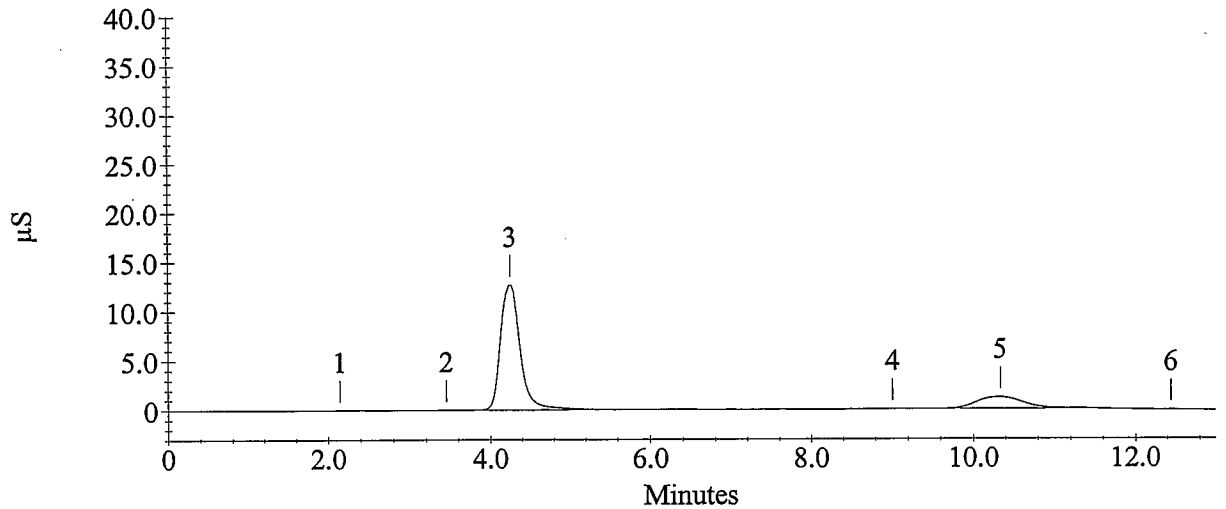

Sample Analysis Report

Sample Name : CCV
Data File Name : c:\peaknet\data\080911\080911_053.DXD

Method File Name : c:\peaknet\method\080818.met
Date, Time Analyzed : 9/11/08 10:37:23 PM
System Operator : WETCHEM
Calibration Updated : 8/18/08 11:36:14 AM

Current Date : 9/11/08
Current Time : 10:50:29 PM
Datafile Updated : 9/11/08 10:50:28 PM
Method Comment : Flow rate = 1.2 mL/min, Eluent = ...

Peak Information : All Components

Peak Number	Analyte	Retention Time (min.)	Concentration (ug/L)	Limit Exceeded	Peak Area
3	Fluoride	3.15	5275.3		860888
4	Chloride	4.32	10266.8		1388835
5	Nitrite as N	5.16	5078.9		1402590
6	Bromide	6.48	10263.1		554054
7	Nitrate as N	7.48	9822.4		3567648
8	Orthophosphate as P	8.84	9711.4		1176061
9	Sulfate	10.32	51306.7		5584903
	Nitrate/Nitrite as N				

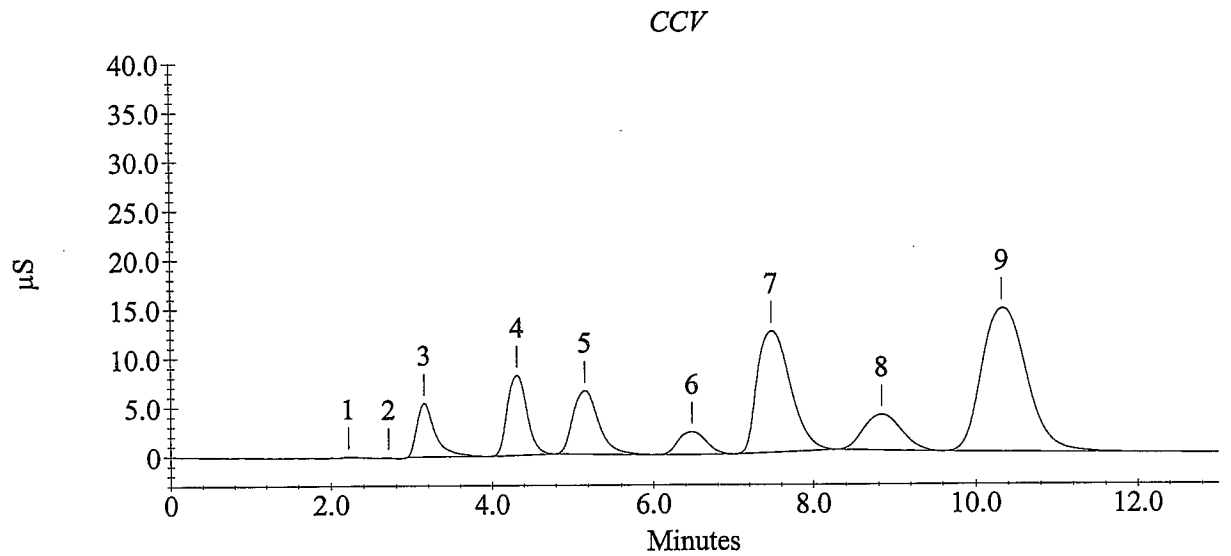

Sample Analysis Report

Sample Name : CCB
Data File Name : c:\peaknet\data\080911\080911_054.DXD

Method File Name : c:\peaknet\method\080818.met
Date, Time Analyzed : 9/11/08 10:50:30 PM
System Operator : WETCHEM
Calibration Updated : 8/18/08 11:36:14 AM

Current Date : 9/11/08
Current Time : 11:03:36 PM
Datafile Updated : 9/11/08 11:03:35 PM
Method Comment : Flow rate = 1.2 mL/min, Eluent = ...

Peak Information : All Components

Peak Number	Analyte	Retention Time (min.)	Concentration (ug/L)	Limit Exceeded	Peak Area
1	Chloride	4.43	56.8	-	6854
1	Chloride	4.43	56.8	-	6854
	Nitrite as N				
	Bromide				
	Nitrate as N				
3	Orthophosphate as P	8.93	264.0	-	36661
	Sulfate				
	Nitrate/Nitrite as N				

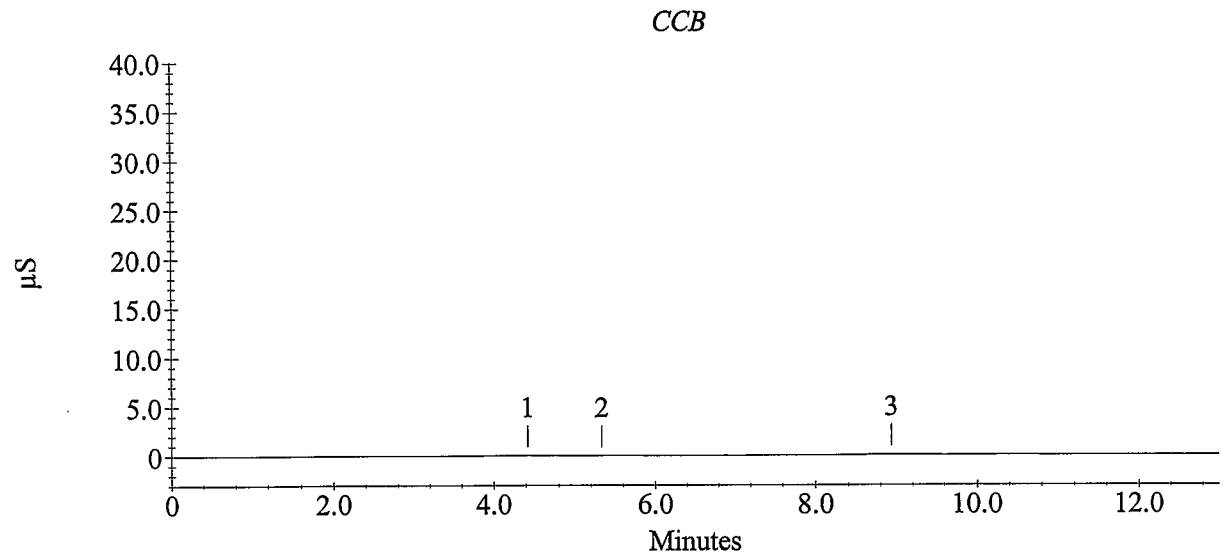

Paragon Analytics

METALS CASE NARRATIVE

URS

Prather Phase 1 Investigation

Order Number - 0809076

1. This report consists of 11 water samples.
2. The samples were received cool and intact on 09/11/08.
3. The samples were to be analyzed for dissolved metals. The samples were filtered through a 0.45 micron filter and preserved with nitric acid to a pH less than two prior to analysis.
4. The samples were prepared for analysis based on SW-846, 3rd Edition procedures.

   For analysis by Trace ICP and ICP-MS, the samples were prepared following methods 6010B and 6020A and PA SOP 806 Rev. 13. The samples were not digested prior to analysis.

   Samples were prepared for ICP-MS analysis of arsenic and selenium by passing the samples and associated QC through a cation exchange column. The cation exchange column removes cations from the matrix and eliminates the CaCl+ (mass 75) interferences.
5. The samples were analyzed following SW-846, 3rd Edition procedures.

   Analysis by Trace ICP followed method 6010B and PA SOP 834 Rev. 7.

   The relationship between intensity and concentration for each element is established using at least four standards, one of which is a blank solution.

   During sample analysis concentrations are computed by the software and the results are printed in mg/L. The instrument software does not provide a printout which gives both intensity and concentration. The validity of the calibration equation is tested by analyzing the following solutions: a blank, a low level check solution with concentrations near the reporting limit, an Initial Calibration Verification (ICV) standard from a 2nd source standard solution with concentrations near the middle of the analytical range, a Continuing Calibration Verification (CCV) standard with concentrations at two times those in the ICV, and a readback of the highest calibration standard.

These solutions provide verification that the calibration equations are functioning properly throughout the analytical range of the instrument. During sample analysis dilutions are made for analytes found at concentrations above the highest calibration standard. No results are taken from extrapolations beyond the highest standard.

Analysis by ICP-MS followed method 6020A and PA SOP 827 Rev. 6.

The relationship between intensity and concentration for each element is established using at least four standards, one of which is a blank solution. A calibration equation relating instrument response to concentration is developed by the instrument software. The equation is a higher order polynomial. This type of equation is used to improve quantitation accuracy at lower concentrations where the relationship between concentration and instrument response is non-linear.

During sample analysis concentrations are computed by the software and the results are printed in ug/L. The validity of the calibration equation is tested by analyzing the following solutions: a blank, a low level check solution with concentrations near the reporting limit, an Initial Calibration Verification (ICV) standard from a 2nd source standard solution with concentrations near the middle of the analytical range, a Continuing Calibration Verification (CCV) standard with concentrations near the middle of the analytical range but different than those in the ICV, and a readback of the highest calibration standard.

These solutions provide verification that the calibration equations are functioning properly throughout the analytical range of the instrument. During sample analysis dilutions are made for analytes found at concentrations above the highest calibration standard. No results are taken from extrapolations beyond the highest standard.

6. All standards and solutions are NIST traceable and were used within their recommended shelf life.
7. The samples were prepared and analyzed within the established hold times.

All in house quality control procedures were followed, as described below.

8. General quality control procedures.
   - A filter (method) blank was filtered and preserved at the same time as the samples. A laboratory control sample was also prepared with the samples in the arsenic and selenium batch. There were not more than 20 samples associated with each filtered blank.
   - The preparation (method) blank associated with each batch was below the practical quantitation limit for each requested analyte.
   - The laboratory control sample associated with the arsenic and selenium batch was within the acceptance limits.

- All initial and continuing calibration blanks associated with each analytical batch were below the practical quantitation limits for the requested analytes.
- All initial and continuing calibration verifications associated with each analytical batch were within the acceptance criteria for the requested analytes. This indicates a valid calibration and stable instrument conditions.
- The high standard readbacks associated with Method 6010B and 6020A analyses were within acceptance criteria.
- The interference check samples associated with Method 6010B were within acceptance criteria.
- The interference check samples associated with Method 6020A were analyzed.

9. Matrix specific quality control procedures.

   Sample 0809076-11 was designated as the quality control sample for each analysis.

   Similarity of matrix and therefore relevance of the QC results should not be automatically inferred for any sample other than the native sample selected for QC.

   - A matrix spike and matrix spike duplicate were analyzed with the Trace ICP batch. All acceptance criteria for accuracy were met with the following exceptions:

Analyte	Sample ID
Potassium	0809076-11MS & MSD

     The native sample result is flagged for matrix spike failure.

   - A matrix spike duplicate was analyzed with the Trace ICP batch. All acceptance criteria for precision were met.
   - A serial dilution was analyzed with the Trace ICP batch. All acceptance criteria were met with the following exception:

Analyte	Sample ID
Sodium	0809076-11L

     The native sample result is flagged for serial dilution failure.

10. It is a standard PA practice that samples for ICP-MS are analyzed at a dilution.

The data contained in the following report have been reviewed and approved by the personnel listed below. In addition, Paragon Analytics certifies that the analyses reported herein are true, complete and correct within the limits of the methods employed.

Emily Knodel
Inorganics Primary Data Reviewer

09-18-08
Date

Inorganics Final Data Reviewer

9/18/08
Date

Inorganic Data Reporting Qualifiers

The following qualifiers are used by the laboratory when reporting results of inorganic analyses.

- Result qualifier -- A "B" is entered if the reported value was obtained from a reading that was less than the Practical Quantitation Limit but greater than or equal to the Method Detection Limit (MDL). If the analyte was analyzed for but not detected a "U" is entered.

- QC qualifier -- Specified entries and their meanings are as follows:

  E - The reported value is estimated because of the presence of interference. An explanatory note may be included in the narrative.

  M - Duplicate injection precision was not met.

  N - Spiked sample recovery not within control limits. A post spike is analyzed for all ICP analyses when the matrix spike and or spike duplicate fail and the native sample concentration is less than four times the spike added concentration.

  Z - Spiked recovery not within control limits. An explanatory note may be included in the narrative.

  * - Duplicate analysis (relative percent difference) not within control limits.

  S - SAR value is estimated as one or more analytes used in the calculation were not detected above the detection limit.

Chain of Custody

Paragon Analytics

Sample Number(s) Cross-Reference Table

Paragon OrderNum: 0809076
Client Name: URS
Client Project Name: Prather Phase 1 Investigation
Client Project Number:
Client PO Number: Prather-2008

Client Sample Number	Lab Sample Number	COC Number	Matrix	Date Collected	Time Collected
Ned Prather Spring	0809076-1		WATER	10-Sep-08	11:16
Ned Prather Spring (Dup)	0809076-2		WATER	10-Sep-08	11:16
Ned Prather Spring DS-440	0809076-3		WATER	10-Sep-08	11:40
Ned Prather Spring Cabin	0809076-4		WATER	10-Sep-08	11:53
Spring 2	0809076-5		WATER	10-Sep-08	12:10
Spring 2 DS-100	0809076-6		WATER	10-Sep-08	12:10
Ned Prather Stock Pond	0809076-7		WATER	10-Sep-08	12:30
Donna Stock Pond	0809076-8		WATER	10-Sep-08	13:00
Dick Prather Cabin	0809076-9		WATER	10-Sep-08	13:15
McKay Gulch	0809076-10		WATER	10-Sep-08	13:25
Ned Prather Stock Pond DS-500	0809076-11		WATER	10-Sep-08	13:40
Trip Blank	0809076-12		WATER	10-Sep-08	17:00

0809076

CHAIN OF CUSTODY RECORD / ANALYTICAL SERVICES AGREEMENT **

Evergreen Analytical Laboratory Inc.

4036 Youngfield St.
Wheat Ridge, Colorado 80033
(303) 425-6021
FAX (303) 425-6854
(877) 737-4521
info@evergreenanalytical.com

CLIENT INFORMATION

Mail **Original** Report to: URS Corporation
Attn Mark LEVORSEN
Address 8181 EAST TUFTS AVE
City DENVER State CO Zip
Tel # 303-694-2770 Fax # 303-930-6040 E-mail Mark-levorsen@HELCorp.com

REPORT ALSO BY ☒ FAX ☒ PDF ☒ EDD

REPORT CHROMATOGRAMS ☐ NO (YES)

Mail Invoice to: SAME
Attn
Address
City State Zip
Tel # Fax #
Project ID# Prather Spring
P.O. Quote
Sampler KLR

NOTE: *Identify Known Hazards Below*

CONFIRMATION OF SAMPLE RECEIPT REQUIRED? ☐ YES

Report Results by: (Date)*
Standard 2 working weeks ☐
UST Analyses per Fee Schedule ☐
* Rush: ☒ less than 24 hrs, 150% ☐ 1 - 2 work days, 100%
(☒ 3 - 5 work days, 50%) ☐ 6 - 9 work days, 25%
*Subject to surcharge & exceptions noted in fee schedule.

	SAMPLE IDENTIFICATION	DATE SAMPLED	TIME	No. of Containers	MATRIX: 1)Drinking Water or 2)Discharge Water or 3)Ground Water (circle one) SURFACE	Soil / Solid / Air / Gas	Oil / Sludge / Wipe	TCLP VOA/BNA/Pest/Herb/Metals (circle)	Volatile Organics 8260/624 (circle)	Semi-volatile Organics BNA, PAH, PNA 8270/625 (circle)	Chlorinated Pesticides 8081/608 (circle)	Organophosphorous Pesticides 8270	PCBs/8082/608/screen (circle)	Herbicides 8151	BTEX 8021/602/8260/MTBE (circle)	TVPH 8015mod. / 8260 (circle)	TEPH 8015mod. (Diesel)	Total Metals - DW / NPDES / SW846 (circle & list metals below)	Dissolved Metals - DW / SW846 (circle & list metals below)	Oil & Grease 1664 / 9071 (circle)	TRPH 418.1	Anions 300.0 (circle below)	Total Alkalinity	TDS	Conductivity	Sulfide			For Laboratory Use Only
1	Ned Prather Spring	9-10-08	1116	7	X				X								X				X	X	X	X	X			W.O. #
2	Ned Prather Spring (Dup)	9-10-08	1116	7	X				X								X				X	X	X	X	X			B.O.F. #
3	Ned Prather Spring DS-440	9-10-08	1140	7	X				X								X				X	X	X	X	X			C/S (O) /
4	Ned Prather Cabin	9-10-08	1153	7	X				X								X				X	X	X	X	X			C/S (I) /
5	Spring 2	9-10-08	1210	7	X				X								X				X	X	X	X	X			Temp. °C / Ice
6	Spring 2 DS-100	9-10-08	1210	7	X				X								X				X	X	X	X	X			Seals Present Y / N / NA
7	Ned Prather stock pond	9-10-08	1230	7	X				X								X				X	X	X	X	X			Samples Pres. Y / N / NA
8	Dona Stock Pond	9-10-08	1300	7	X				X								X				X	X	X	X	X			Headspace Y / N / NA
9	Dick Prather Cabin	9-10-08	1319	7	X				X								X				X	X	X	X	X			By /
10	McKay Gulch	9-10-08	1325	7	X				X								X				X	X	X	X	X			
				Sample Fraction																								

Instructions: PLEASE SEE ATTACHED SHEETS

Anions: Bromide, Chloride, Nitrate, Nitrite, O-Phosphate, Sulfate (Circle)

** **Important Note:** See reverse side for Terms and Conditions.

Relinquished by: (*Signature*)	Date/Time	Received by: (*Signature*)	Date/Time	Relinquished by: (*Signature*)	Date/Time	Received by: (*Signature*)	Date/Time
[signature]	9/10/08 1700	Cheryl Trumble	9-11-08 1020				

0809076

CHAIN OF CUSTODY RECORD / ANALYTICAL SERVICES AGREEMENT **

Evergreen Analytical Laboratory Inc.

4036 Youngfield St.
Wheat Ridge, Colorado 80033
(303) 425-6021
FAX (303) 425-6854
(877) 737-4521
info@evergreenanalytical.com

CLIENT INFORMATION

Mail **Original** Report to: LRS Corporation
Attn Mark Leverson
Address 9181 East Tufts Ave
City Denver State CO Zip
Tel # 303-694-2770 Fax # 303-930-6040 E-mail Mark_Leverson@HRLcorp.com

REPORT ALSO BY ☒ FAX ☒ PDF ☒ EDD

REPORT CHROMATOGRAMS ☐ NO (YES)

Mail Invoice to: SAME
Attn
Address
City State Zip
Tel # Fax #
Project ID# Prather Spring
P.O. Quote
Sampler KLR

NOTE: *Identify Known Hazards Below*

CONFIRMATION OF SAMPLE RECEIPT REQUIRED? ☐ YES

Report Results by: (Date)*
Standard 2 working weeks ☐
UST Analyses per Fee Schedule ☐
* Rush: ~~less than 24 hrs, 150%~~ ☐ 1 - 2 work days, 100%
☒ 3 - 5 work days, 50% ☐ 6 - 9 work days, 25%
*Subject to surcharge & exceptions noted in fee schedule.

	SAMPLE IDENTIFICATION	DATE SAMPLED	TIME	No. of Containers	MATRIX: 1)Drinking Water or 2)Discharge Water or 3)Ground Water (circle one)	Soil / Solid / Air / Gas	Oil / Sludge / Wipe	TCLP VOA/BNA/Pest/Herb/Metals (circle)	Volatile Organics 8260/624 (circle)	Semi-volatile Organics BNA, PAH, PNA 8270/625 (circle)	Chlorinated Pesticides 8081/608 (circle)	Organophosphorous Pesticides 8270	PCBs/8082/608/screen (circle)	Herbicides 8151	BTEX 8021/602/8260/MTBE (circle)	TVPH 8015mod. / 8260 (circle)	TEPH 8015mod. (Diesel)	Total Metals-DW / NPDES / SW846 (circle & list metals below)	Dissolved Metals - DW / SW846 (circle & list metals below)	Oil & Grease 1664 / 9071 (circle)	TRPH 418.1	Anions 300.0 (circle below)	Total Alkalinity	TDS	Conductivity	Sulfide			For Laboratory Use Only
1D	Nel Prather Stock Pond (ms) DS-550	9-10-08	1340	7	X				X									X				X	X	X	X	X			W.O. #
2D	Nel Prather Stock Pond (MSD) DS-550	9-10-08	1340	7	X				X									X				X	X	X	X	X			B.O.F. #
3D	Nel Prather Stock Pond DS-550	9-10-08	1340	7	X				X									X				X	X	X	X	X			C/S (O) /
4D	Trip Blank	9-10-08	1700	6					X																				C/S (I) /
5D																													Temp. °C / Ice
																													Seals Present Y / N / NA
																													Samples Pres. Y / N / NA
																													Headspace Y / N / NA
																													By /
	Sample Fraction																												

Instructions: ~~Please Filter and Preserve~~ PLEASE SEE ATTACHED SHEETS

Anions: Bromide, Chloride, Nitrate, Nitrite, O-Phosphate, Sulfate (Circle)

** **Important Note:** See reverse side for Terms and Conditions.

Relinquished by: (*Signature*)	Date/Time	Received by: (*Signature*)	Date/Time	Relinquished by: (*Signature*)	Date/Time	Received by: (*Signature*)	Date/Time
[signature]	9/10/08 1700	Cheryl Trumble	9-11-08 1600				

CONDITION OF SAMPLE UPON RECEIPT FORM

Paragon Analytics

Client: URS

Workorder No: 0809076

Project Manager: DF

Initials: CT

Date: 9-11-08

1. Does this project require any **special handling** in addition to standard Paragon procedures?		YES	(NO)
2. Are custody **seals** on **shipping containers** intact?	NONE	(YES)	NO
3. Are Custody seals on **sample containers** intact?	(NONE)	YES	NO
4. Is there a **COC (Chain-of-Custody) present** or other representative documents?		(YES)	NO
5. Are the **COC and bottle labels complete and legible**?		(YES)	NO
6. Is the **COC in agreement** with samples received? (IDs, dates, times, no. of samples, no. of containers, matrix, requested analyses, etc.)		(YES)	NO
7. Were **airbills / shipping documents** present and/or removable?	DROP OFF	(YES)	NO
8. Are all aqueous **samples requiring preservation preserved correctly?** (excluding volatiles)	N/A	YES	(NO)
9. Are all aqueous **non-preserved samples pH 4-9**?	N/A	(YES)	NO
10. Is there **sufficient sample** for the requested analyses?		(YES)	NO
11. Were all samples placed in the **proper containers** for the requested analyses?		(YES)	NO
12. Are all samples within **holding times** for the requested analyses?		(YES)	NO
13. Were all sample containers received **intact**? (not broken or leaking, etc.)		(YES)	NO
14. Are all samples requiring **no** headspace (**VOC, GRO, RSK/MEE, Rx CN/S, radon**) headspace free? **Size of bubble**: ✓ < green pea ____ > green pea	N/A	YES	(NO)
15. Do perchlorate LCMS-MS samples **have** headspace? (at least 1/3 of container required)	(N/A)	YES	NO
16. Were samples checked for and free from the presence of **residual chlorine?** (Applicable when PM has indicated samples are from a chlorinated water source; note if field preservation with sodium thiosulfate was not observed.)	(N/A)	YES	NO
17. Were the samples **shipped on ice**?		(YES)	NO
18. Were cooler temperatures measured at 0.1-6.0°C? **IR gun used*:** #2 (#4)	RAD ONLY	(YES)	NO

Cooler #:	1	2						
Temperature (°C):	6.0	6.0						
No. of custody seals on cooler:	1	1						
DOT Survey/ Acceptance Information — External µR/hr reading:	14	14						
Background µR/hr reading:	11							

Were external µR/hr readings ≤ two times background and within DOT acceptance criteria? (YES) / NO / NA (If no, see Form 008.)

Additional Information: PROVIDE DETAILS BELOW FOR A NO RESPONSE TO ANY QUESTION ABOVE, EXCEPT #1 AND #16.

Headspace: 0809076
All sulfide bottles were pH 7
The Trip Blank received that was associated with 500mL Poly bottles only is not logged in
Paragon to filter + preserve metals aliquot. Methane not requested nor bottles rec'd.

If applicable, was the client contacted? (YES) / NO / NA Contact: Sheri O'Connor Date/Time: 9/11/08 1100

Project Manager Signature / Date: Debbie Fazio 9/11/08

*IR Gun #2: Oakton, SN 29922500201-0066 *IR Gun #4: Oakton, SN 2372220101-0002

Form 201r21.xls (7/30/08)

DF 9/11/08

CONDITION OF SAMPLE UPON RECEIPT FORM

Paragon Analytics

Client: URS Corporation Workorder No: 0809076

Project Manager: DJF Initials: Df Date: 9/11/08

Additional Information:

Chris Rowe directed Paragon to change the ID for sample: Ned Prather Stock Pond DS-550 to Ned Prather Stock Pond DS 500

Was the laboratory directed to proceed with the analysis of any samples yielding the presence of residual chlorine? **YES / NO / NA**

NOTE:

No pH adjustments shall be made without prior consent of Project Manager. After pH adjustments, hold metals and radchem samples ≥ 24 hrs. before analysis.

Was the pH of any sample adjusted by the laboratory? **YES** (See Table below) / **NO**

pH Excursion:

Paragon Sample ID	Client Sample ID	Initial pH	Final pH	Reagent Used	Volume Added (mL)	Lot No. of Reagent	Requested Analysis	Initials / Date / Time

If applicable, was the client contacted? **YES / NO / NA** Contact: Sheri O'Connor Date/Time: 9/11/08 login report

Project Manager Signature / Date: Debbie Fizio 9/11/08

Form 201r20.xls (12/27/07)

Table 2 - Aqueous Sample Collection, Handling, and Analysis Summary

Analyte Class	Analysis	Method	Reporting Limit	Holding Time	Bottle and Preservation
Organics	Volatile Organics (including BTEX)	SW8260M extended	Varies by analyte	14 days	3 x 40 ml glass vial, pH < 2 with HCl, ≤6°C
	Methane	RSK-175	1.0 mg/l	7 days	3 x 40 ml glass vial. ≤6°C
Trace and Other Metals	Arsenic, dissolved	SW6020	0.002 mg/l	6 months	field-filtered into 1 L poly bottle, pH < 2 with HNO_3, ≤6°C
	Barium, dissolved		0.025 mg/l		
	Boron, dissolved		0.2 mg/l		
	Cadmium, dissolved		0.001 mg/l		
	Chromium, dissolved		0.005 mg/l		
	Copper, dissolved		0.025 mg/l		
	Lead, dissolved		0.005 mg/l		
	Selenium, dissolved		0.005 mg/l		
	Silver, dissolved		0.002 mg/l		
Major Cations	Calcium, dissolved	SW6010B	0.387 mg/l		
	Iron, dissolved		0.07 mg/l		
	Magnesium, dissolved		0.15 mg/l		
	Manganese, dissolved		0.005 mg/l		
	Potassium, dissolved		0.34 mg/l		
	Sodium, dissolved		0.4 mg/l		
Major Anions	Bromide	EPA 300.0	0.2 mg/l	28 days	1 L poly bottle, ≤6°C
	Chloride		0.5 mg/l		
	Sulfate		0.5 mg/l		
	Nitrite + Nitrate as N		0.061 mg/l		
	Fluoride	SM4500-F C	0.2 mg/l	28 days	
	Bicarbonate alkalinity	SM2320B	5 mg/l	14 days	
	Carbonate alkalinity		5 mg/l		
	Hydroxide alkalinity		5 mg/l		

Analyte Class	Analysis	Method	Reporting Limit	Holding Time	Bottle and Preservation
	Total alkalinity		5 mg/l		
	Total Dissolved Solids (TDS)	EPA 160.1	10 mg/l	7 days	
	Sulfide	SM4500-S C/F	0.5 mg/l	7 days	5 ml of 10N Zinc acetate, pH > 9 with NaOH ≤6°C
Other Parameters	Conductivity	SM2510B	1 mmhos/cm	48 hours	≤6°C
	Cation/Anion Charge Balance	SM1030F (calculation)	NA	NA	NA

SW = Test Methods for Evaluating Solid Waste, Physical/Chemical Methods, USEPA Office of Solid Waste (SW-846), including all updates.

SM = Standard Methods for the Examination of Water and Wastewater, 20th Edition, EPA.

EPA = Methods for the Chemical Analysis of Water and Wastewater (MCAWW), 1983, EPA

NA = Not applicable

Tracking 0002/0002 THU - 11 SEP AA
PRIORITY OVERNIGHT

MPS# 0581 7955 [illegible] 088

Mstr# 8662 6664 0601 [illegible]

80524
CO-US
DEN

72 FTCA

emp# 657020 10SEP08 17:50

RT 0

FZ 0

2088
09.11

6.00

080076

76

FedEx Express US Airbill

FedEx Tracking Number 8662 6664 0601

1 From This portion can be removed for Recipient's records.

Date 9/4/06 FedEx Tracking Number 866266640601

Sender's Name Ken Rowe Phone 720 395-2711

Company HRL COMPLIANCE SOLUTIONS

Address 610 MONTH AVE STE 1 Dept/Floor/Suite/Room

City GRAND JUNCTION State CO ZIP 81501

2 Your Internal Billing Reference

3 To

Recipient's Name Sample Recipient Phone 970 493-1511

Company Bergen Analytics Inc

Recipient's Address 335 Commerce Drive Dept/Floor/Suite/Room

We cannot deliver to P.O. boxes or P.O. ZIP codes.

Address To request be held at a specific FedEx location, print FedEx address here.

City Fort Collins State CO ZIP 80524

6.0°C

0384071083

8662 66

RECIPIENT: PEEL HERE

fedex.com 1.800.GoFedEx 1.800.463.3339

Recipient's Copy

4a Express Package Service — Packages up to 150 lbs.

- [X] FedEx Priority Overnight — Next business morning.* Friday shipments will be delivered on Monday unless SATURDAY Delivery is selected.
- [ ] FedEx Standard Overnight — Next business afternoon.* Saturday Delivery NOT available.
- [ ] FedEx First Overnight — Earliest next business morning delivery to select locations.* Saturday Delivery NOT available.
- [ ] FedEx 2Day — Second business day.* Thursday shipments will be delivered on Monday unless SATURDAY Delivery is selected.
- [ ] FedEx Express Saver — Third business day.* Saturday Delivery NOT available.

FedEx Envelope rate not available. Minimum charge: One-pound rate.

* To most locations.

4b Express Freight Service — Packages over 150 lbs.

- [ ] FedEx 1Day Freight* — Next business day.** Friday shipments will be delivered on Monday unless SATURDAY Delivery is selected.
- [ ] FedEx 2Day Freight — Second business day.** Thursday shipments will be delivered on Monday unless SATURDAY Delivery is selected.
- [ ] FedEx 3Day Freight — Third business day.** Saturday Delivery NOT available.

* Call for Confirmation:

** To most locations.

5 Packaging

- [ ] FedEx Envelope*
- [ ] FedEx Pak* — Includes FedEx Small Pak, FedEx Large Pak, and FedEx Sturdy Pak.
- [ ] FedEx Box
- [ ] FedEx Tube
- [X] Other

* Declared value limit $500.

6 Special Handling — Include FedEx address in Section 3.

- [ ] SATURDAY Delivery — Not available for FedEx Standard Overnight, FedEx First Overnight, FedEx Express Saver, or FedEx 3Day Freight.
- [ ] HOLD Weekday at FedEx Location — Not available for FedEx First Overnight.
- [ ] HOLD Saturday at FedEx Location — Available ONLY for FedEx Priority Overnight and FedEx 2Day to select locations.

Does this shipment contain dangerous goods? One box must be checked.

- [X] No
- [ ] Yes — As per attached Shipper's Declaration.
- [ ] Yes — Shipper's Declaration not required.
- [ ] Dry Ice — Dry Ice, 9, UN 1845 ____ x ____ kg
- [ ] Cargo Aircraft Only

Dangerous goods (including dry ice) cannot be shipped in FedEx packaging.

7 Payment Bill to: Enter FedEx Acct. No. or Credit Card No. below.

- [X] Sender — Acct. No. in Section 1 will be billed.
- [ ] Recipient
- [ ] Third Party
- [ ] Credit Card
- [ ] Cash/Check
- [ ] Obtain Recip. Acct. No.

Total Packages 2 Total Weight Credit Card Auth.

†Our liability is limited to $100 unless you declare a higher value. See the current FedEx Service Guide for details.

8 Residential Delivery Signature Options If you require a signature, check Direct or Indirect.

- [ ] No Signature Required — Package may be left without obtaining a signature for delivery.
- [ ] Direct Signature — Someone at recipient's address may sign for delivery. *Fee applies.*
- [ ] Indirect Signature — If no one is available at recipient's address, someone at a neighboring address may sign for delivery. *Fee applies.*

519

Rev. Date 10/06 • Part #158279 • ©1994–2006 FedEx • PRINTED IN U.S.A. • SRF

fedex.com 1.800.GoFedEx 1.800.463.3339

Sample Results

Dissolved ICP Metals

Method SW6010B

Sample Results

Lab Name: **Paragon Analytics**
Work Order Number: 0809076
Client Name: URS
ClientProject ID: Prather Phase 1 Investigation

Field ID: Ned Prather Spring
Lab ID: 0809076-1

Sample Matrix: WATER
% Moisture: N/A
Date Collected: 10-Sep-08
Date Extracted: 10-Sep-08
Date Analyzed: 13-Sep-08
Prep Method: SW3005 Rev A

Prep Batch: IP080913-10
QCBatchID: IP080913-10-2
Run ID: IT080913-2A7
Cleanup: NONE
Basis: As Received
File Name: 080913A.

Sample Aliquot: 5 ml
Final Volume: 5 ml
Result Units: UG/L
Clean DF: 1

CASNO	Target Analyte	Dilution Factor	Result	Reporting Limit	MDL	Result Qualifier	EPA Qualifier
7440-39-3	BARIUM	1	78	100	0.1	B	
7440-42-8	BORON	1	38	100	3.6	B	
7440-70-2	CALCIUM	1	91000	1000	14		
7440-47-3	CHROMIUM	1	10	10	0.51	U	
7440-50-8	COPPER	1	1.5	10	0.47	B	
7439-89-6	IRON	1	100	100	8.3	U	
7439-95-4	MAGNESIUM	1	36000	1000	7.5		
7439-96-5	MANGANESE	1	240	10	0.15		
7440-09-7	POTASSIUM	1	1000	1000	29		
7440-23-5	SODIUM	1	58000	1000	6		

Data Package ID: *IT0809076-1*

Dissolved ICP Metals

Method SW6010B

Sample Results

Lab Name: **Paragon Analytics**
Work Order Number: 0809076
Client Name: URS
ClientProject ID: Prather Phase 1 Investigation

Field ID: Ned Prather Spring (Dup)
Lab ID: 0809076-2

Sample Matrix: WATER
% Moisture: N/A
Date Collected: 10-Sep-08
Date Extracted: 10-Sep-08
Date Analyzed: 13-Sep-08
Prep Method: SW3005 Rev A

Prep Batch: IP080913-10
QCBatchID: IP080913-10-2
Run ID: IT080913-2A7
Cleanup: NONE
Basis: As Received
File Name: 080913A.

Sample Aliquot: 5 ml
Final Volume: 5 ml
Result Units: UG/L
Clean DF: 1

CASNO	Target Analyte	Dilution Factor	Result	Reporting Limit	MDL	Result Qualifier	EPA Qualifier
7440-39-3	BARIUM	1	78	100	0.1	B	
7440-42-8	BORON	1	37	100	3.6	B	
7440-70-2	CALCIUM	1	90000	1000	14		
7440-47-3	CHROMIUM	1	10	10	0.51	U	
7440-50-8	COPPER	1	1.1	10	0.47	B	
7439-89-6	IRON	1	100	100	8.3	U	
7439-95-4	MAGNESIUM	1	36000	1000	7.5		
7439-96-5	MANGANESE	1	250	10	0.15		
7440-09-7	POTASSIUM	1	1100	1000	29		
7440-23-5	SODIUM	1	57000	1000	6		

Data Package ID: *IT0809076-1*

Dissolved ICP Metals

Method SW6010B

Sample Results

Lab Name: **Paragon Analytics**
Work Order Number: 0809076
Client Name: URS
ClientProject ID: Prather Phase 1 Investigation

Field ID: Ned Prather Spring DS-440
Lab ID: 0809076-3

Sample Matrix: WATER
% Moisture: N/A
Date Collected: 10-Sep-08
Date Extracted: 10-Sep-08
Date Analyzed: 13-Sep-08
Prep Method: SW3005 Rev A

Prep Batch: IP080913-10
QCBatchID: IP080913-10-2
Run ID: IT080913-2A7
Cleanup: NONE
Basis: As Received
File Name: 080913A.

Sample Aliquot: 5 ml
Final Volume: 5 ml
Result Units: UG/L
Clean DF: 1

CASNO	Target Analyte	Dilution Factor	Result	Reporting Limit	MDL	Result Qualifier	EPA Qualifier
7440-39-3	BARIUM	1	75	100	0.1	B	
7440-42-8	BORON	1	35	100	3.6	B	
7440-70-2	CALCIUM	1	84000	1000	14		
7440-47-3	CHROMIUM	1	10	10	0.51	U	
7440-50-8	COPPER	1	1.4	10	0.47	B	
7439-89-6	IRON	1	100	100	8.3	U	
7439-95-4	MAGNESIUM	1	32000	1000	7.5		
7439-96-5	MANGANESE	1	28	10	0.15		
7440-09-7	POTASSIUM	1	1100	1000	29		
7440-23-5	SODIUM	1	50000	1000	6		

Data Package ID: *IT0809076-1*

Dissolved ICP Metals

Method SW6010B

Sample Results

Lab Name: **Paragon Analytics**
Work Order Number: 0809076
Client Name: URS
ClientProject ID: Prather Phase 1 Investigation

Field ID: Ned Prather Spring Cabin
Lab ID: 0809076-4

Sample Matrix: WATER
% Moisture: N/A
Date Collected: 10-Sep-08
Date Extracted: 10-Sep-08
Date Analyzed: 13-Sep-08
Prep Method: SW3005 Rev A

Prep Batch: IP080913-10
QCBatchID: IP080913-10-2
Run ID: IT080913-2A7
Cleanup: NONE
Basis: As Received
File Name: 080913A.

Sample Aliquot: 5 ml
Final Volume: 5 ml
Result Units: UG/L
Clean DF: 1

CASNO	Target Analyte	Dilution Factor	Result	Reporting Limit	MDL	Result Qualifier	EPA Qualifier
7440-39-3	BARIUM	1	94	100	0.1	B	
7440-42-8	BORON	1	34	100	3.6	B	
7440-70-2	CALCIUM	1	42000	1000	14		
7440-47-3	CHROMIUM	1	10	10	0.51	U	
7440-50-8	COPPER	1	2.9	10	0.47	B	
7439-89-6	IRON	1	100	100	8.3	U	
7439-95-4	MAGNESIUM	1	17000	1000	7.5		
7439-96-5	MANGANESE	1	10	10	0.15	U	
7440-09-7	POTASSIUM	1	2300	1000	29		
7440-23-5	SODIUM	1	43000	1000	6		

Data Package ID: *IT0809076-1*

Dissolved ICP Metals

Method SW6010B

Sample Results

Lab Name: **Paragon Analytics**
Work Order Number: 0809076
Client Name: URS
ClientProject ID: Prather Phase 1 Investigation

Field ID: Spring 2
Lab ID: 0809076-5

Sample Matrix: WATER
% Moisture: N/A
Date Collected: 10-Sep-08
Date Extracted: 10-Sep-08
Date Analyzed: 13-Sep-08
Prep Method: SW3005 Rev A

Prep Batch: IP080913-10
QCBatchID: IP080913-10-2
Run ID: IT080913-2A7
Cleanup: NONE
Basis: As Received
File Name: 080913A.

Sample Aliquot: 5 ml
Final Volume: 5 ml
Result Units: UG/L
Clean DF: 1

CASNO	Target Analyte	Dilution Factor	Result	Reporting Limit	MDL	Result Qualifier	EPA Qualifier
7440-39-3	BARIUM	1	660	100	0.1		
7440-42-8	BORON	1	270	100	3.6		
7440-70-2	CALCIUM	1	220000	1000	14		
7440-47-3	CHROMIUM	1	10	10	0.51	U	
7440-50-8	COPPER	1	0.64	10	0.47	B	
7439-89-6	IRON	1	100	100	8.3	U	
7439-95-4	MAGNESIUM	1	62000	1000	7.5		
7439-96-5	MANGANESE	1	1300	10	0.15		
7440-09-7	POTASSIUM	1	39000	1000	29		
7440-23-5	SODIUM	1	220000	1000	6		

Data Package ID: *IT0809076-1*

Dissolved ICP Metals

Method SW6010B

Sample Results

Lab Name: **Paragon Analytics**
Work Order Number: 0809076
Client Name: URS
ClientProject ID: Prather Phase 1 Investigation

Field ID: Spring 2 DS-100
Lab ID: 0809076-6

Sample Matrix: WATER
% Moisture: N/A
Date Collected: 10-Sep-08
Date Extracted: 10-Sep-08
Date Analyzed: 13-Sep-08
Prep Method: SW3005 Rev A

Prep Batch: IP080913-10
QCBatchID: IP080913-10-2
Run ID: IT080913-2A7
Cleanup: NONE
Basis: As Received
File Name: 080913A.

Sample Aliquot: 5 ml
Final Volume: 5 ml
Result Units: UG/L
Clean DF: 1

CASNO	Target Analyte	Dilution Factor	Result	Reporting Limit	MDL	Result Qualifier	EPA Qualifier
7440-39-3	BARIUM	1	230	100	0.1		
7440-42-8	BORON	1	75	100	3.6	B	
7440-70-2	CALCIUM	1	140000	1000	14		
7440-47-3	CHROMIUM	1	10	10	0.51	U	
7440-50-8	COPPER	1	0.59	10	0.47	B	
7439-89-6	IRON	1	100	100	8.3	U	
7439-95-4	MAGNESIUM	1	42000	1000	7.5		
7439-96-5	MANGANESE	1	150	10	0.15		
7440-09-7	POTASSIUM	1	8100	1000	29		
7440-23-5	SODIUM	1	80000	1000	6		

Data Package ID: *IT0809076-1*

Dissolved ICP Metals

Method SW6010B

Sample Results

Lab Name: **Paragon Analytics**
Work Order Number: 0809076
Client Name: URS
ClientProject ID: Prather Phase 1 Investigation

Field ID: Ned Prather Stock Pond
Lab ID: 0809076-7

Sample Matrix: WATER
% Moisture: N/A
Date Collected: 10-Sep-08
Date Extracted: 10-Sep-08
Date Analyzed: 13-Sep-08
Prep Method: SW3005 Rev A

Prep Batch: IP080913-10
QCBatchID: IP080913-10-2
Run ID: IT080913-2A7
Cleanup: NONE
Basis: As Received
File Name: 080913A.

Sample Aliquot: 5 ml
Final Volume: 5 ml
Result Units: UG/L
Clean DF: 1

CASNO	Target Analyte	Dilution Factor	Result	Reporting Limit	MDL	Result Qualifier	EPA Qualifier
7440-39-3	BARIUM	1	140	100	0.1		
7440-42-8	BORON	1	72	100	3.6	B	
7440-70-2	CALCIUM	1	72000	1000	14		
7440-47-3	CHROMIUM	1	10	10	0.51	U	
7440-50-8	COPPER	1	2.1	10	0.47	B	
7439-89-6	IRON	1	100	100	8.3	U	
7439-95-4	MAGNESIUM	1	44000	1000	7.5		
7439-96-5	MANGANESE	1	1.5	10	0.15	B	
7440-09-7	POTASSIUM	1	7400	1000	29		
7440-23-5	SODIUM	1	86000	1000	6		

Data Package ID: *IT0809076-1*

Dissolved ICP Metals

Method SW6010B

Sample Results

Lab Name: **Paragon Analytics**
Work Order Number: 0809076
Client Name: URS
ClientProject ID: Prather Phase 1 Investigation

Field ID: Donna Stock Pond
Lab ID: 0809076-8

Sample Matrix: WATER
% Moisture: N/A
Date Collected: 10-Sep-08
Date Extracted: 10-Sep-08
Date Analyzed: 13-Sep-08
Prep Method: SW3005 Rev A

Prep Batch: IP080913-10
QCBatchID: IP080913-10-2
Run ID: IT080913-2A7
Cleanup: NONE
Basis: As Received
File Name: 080913A.

Sample Aliquot: 5 ml
Final Volume: 5 ml
Result Units: UG/L
Clean DF: 1

CASNO	Target Analyte	Dilution Factor	Result	Reporting Limit	MDL	Result Qualifier	EPA Qualifier
7440-39-3	BARIUM	1	120	100	0.1		
7440-42-8	BORON	1	36	100	3.6	B	
7440-70-2	CALCIUM	1	93000	1000	14		
7440-47-3	CHROMIUM	1	10	10	0.51	U	
7440-50-8	COPPER	1	2.6	10	0.47	B	
7439-89-6	IRON	1	100	100	8.3	U	
7439-95-4	MAGNESIUM	1	34000	1000	7.5		
7439-96-5	MANGANESE	1	10	10	0.15	U	
7440-09-7	POTASSIUM	1	840	1000	29	B	
7440-23-5	SODIUM	1	61000	1000	6		

Data Package ID: *IT0809076-1*

Dissolved ICP Metals

Method SW6010B

Sample Results

Lab Name: **Paragon Analytics**
Work Order Number: 0809076
Client Name: URS
ClientProject ID: Prather Phase 1 Investigation

Field ID: Dick Prather Cabin
Lab ID: 0809076-9

Sample Matrix: WATER
% Moisture: N/A
Date Collected: 10-Sep-08
Date Extracted: 10-Sep-08
Date Analyzed: 13-Sep-08
Prep Method: SW3005 Rev A

Prep Batch: IP080913-10
QCBatchID: IP080913-10-2
Run ID: IT080913-2A7
Cleanup: NONE
Basis: As Received
File Name: 080913A.

Sample Aliquot: 5 ml
Final Volume: 5 ml
Result Units: UG/L
Clean DF: 1

CASNO	Target Analyte	Dilution Factor	Result	Reporting Limit	MDL	Result Qualifier	EPA Qualifier
7440-39-3	BARIUM	1	98	100	0.1	B	
7440-42-8	BORON	1	32	100	3.6	B	
7440-70-2	CALCIUM	1	86000	1000	14		
7440-47-3	CHROMIUM	1	10	10	0.51	U	
7440-50-8	COPPER	1	2.1	10	0.47	B	
7439-89-6	IRON	1	100	100	8.3	U	
7439-95-4	MAGNESIUM	1	29000	1000	7.5		
7439-96-5	MANGANESE	1	10	10	0.15	U	
7440-09-7	POTASSIUM	1	560	1000	29	B	
7440-23-5	SODIUM	1	40000	1000	6		

Data Package ID: *IT0809076-1*

Dissolved ICP Metals

Method SW6010B

Sample Results

Lab Name: **Paragon Analytics**
Work Order Number: 0809076
Client Name: URS
ClientProject ID: Prather Phase 1 Investigation

Field ID: McKay Gulch
Lab ID: 0809076-10

Sample Matrix: WATER
% Moisture: N/A
Date Collected: 10-Sep-08
Date Extracted: 10-Sep-08
Date Analyzed: 13-Sep-08
Prep Method: SW3005 Rev A

Prep Batch: IP080913-10
QCBatchID: IP080913-10-2
Run ID: IT080913-2A7
Cleanup: NONE
Basis: As Received
File Name: 080913A.

Sample Aliquot: 5 ml
Final Volume: 5 ml
Result Units: UG/L
Clean DF: 1

CASNO	Target Analyte	Dilution Factor	Result	Reporting Limit	MDL	Result Qualifier	EPA Qualifier
7440-39-3	BARIUM	1	120	100	0.1		
7440-42-8	BORON	1	33	100	3.6	B	
7440-70-2	CALCIUM	1	92000	1000	14		
7440-47-3	CHROMIUM	1	10	10	0.51	U	
7440-50-8	COPPER	1	2.4	10	0.47	B	
7439-89-6	IRON	1	8.4	100	8.3	B	
7439-95-4	MAGNESIUM	1	30000	1000	7.5		
7439-96-5	MANGANESE	1	18	10	0.15		
7440-09-7	POTASSIUM	1	800	1000	29	B	
7440-23-5	SODIUM	1	41000	1000	6		

Data Package ID: *IT0809076-1*

Dissolved ICP Metals

Method SW6010B

Sample Results

Lab Name: **Paragon Analytics**
Work Order Number: 0809076
Client Name: URS
ClientProject ID: Prather Phase 1 Investigation

Field ID: Ned Prather Stock Pond DS
Lab ID: 0809076-11

Sample Matrix: WATER
% Moisture: N/A
Date Collected: 10-Sep-08
Date Extracted: 10-Sep-08
Date Analyzed: 13-Sep-08
Prep Method: SW3005 Rev A

Prep Batch: IP080913-10
QCBatchID: IP080913-10-2
Run ID: IT080913-2A7
Cleanup: NONE
Basis: As Received
File Name: 080913A.

Sample Aliquot: 5 ml
Final Volume: 5 ml
Result Units: UG/L
Clean DF: 1

CASNO	Target Analyte	Dilution Factor	Result	Reporting Limit	MDL	Result Qualifier	EPA Qualifier
7440-39-3	BARIUM	1	140	100	0.1		
7440-42-8	BORON	1	47	100	3.6	B	
7440-70-2	CALCIUM	1	99000	1000	14		
7440-47-3	CHROMIUM	1	10	10	0.51	U	
7440-50-8	COPPER	1	2.1	10	0.47	B	
7439-89-6	IRON	1	100	100	8.3	U	
7439-95-4	MAGNESIUM	1	34000	1000	7.5		
7439-96-5	MANGANESE	1	63	10	0.15		
7440-09-7	POTASSIUM	1	1300	1000	29		N
7440-23-5	SODIUM	1	54000	1000	6		E

Data Package ID: *IT0809076-1*

Dissolved ICPMS Metals

Method SW6020A

Sample Results

Lab Name: **Paragon Analytics**
Work Order Number: 0809076
Client Name: URS
ClientProject ID: Prather Phase 1 Investigation

Field ID: Ned Prather Spring
Lab ID: 0809076-1

Sample Matrix: WATER
% Moisture: N/A
Date Collected: 10-Sep-08
Date Extracted: 15-Sep-08
Date Analyzed: 15-Sep-08
Prep Method: SW3005 Rev A

Prep Batch: IP080915-21
QCBatchID: IP080915-21-2
Run ID: IM080915-1A2
Cleanup: NONE
Basis: As Received
File Name: 15SEP08A

Sample Aliquot: 50 g
Final Volume: 50 g
Result Units: UG/L
Clean DF: 1

CASNO	Target Analyte	Dilution Factor	Result	Reporting Limit	MDL	Result Qualifier	EPA Qualifier
7440-38-2	ARSENIC	10	4	2	0.11		
7440-43-9	CADMIUM	10	0.3	0.3	0.042	U	
7439-92-1	LEAD	10	0.11	0.5	0.045	B	
7782-49-2	SELENIUM	10	0.26	1	0.11	B	
7440-22-4	SILVER	10	0.029	0.1	0.014	B	

Data Package ID: *IM0809076-1*

Dissolved ICPMS Metals

Method SW6020A

Sample Results

Lab Name: **Paragon Analytics**
Work Order Number: 0809076
Client Name: URS
ClientProject ID: Prather Phase 1 Investigation

Field ID: Ned Prather Spring (Dup)
Lab ID: 0809076-2

Sample Matrix: WATER
% Moisture: N/A
Date Collected: 10-Sep-08
Date Extracted: 15-Sep-08
Date Analyzed: 15-Sep-08
Prep Method: SW3005 Rev A

Prep Batch: IP080915-21
QCBatchID: IP080915-21-2
Run ID: IM080915-1A2
Cleanup: NONE
Basis: As Received
File Name: 15SEP08A

Sample Aliquot: 50 g
Final Volume: 50 g
Result Units: UG/L
Clean DF: 1

CASNO	Target Analyte	Dilution Factor	Result	Reporting Limit	MDL	Result Qualifier	EPA Qualifier
7440-38-2	ARSENIC	10	3.4	2	0.11		
7440-43-9	CADMIUM	10	0.3	0.3	0.042	U	
7439-92-1	LEAD	10	0.075	0.5	0.045	B	
7782-49-2	SELENIUM	10	0.21	1	0.11	B	
7440-22-4	SILVER	10	0.03	0.1	0.014	B	

Data Package ID: *IM0809076-1*

Dissolved ICPMS Metals

Method SW6020A

Sample Results

Lab Name: **Paragon Analytics**
Work Order Number: 0809076
Client Name: URS
ClientProject ID: Prather Phase 1 Investigation

Field ID: Ned Prather Spring DS-440
Lab ID: 0809076-3

Sample Matrix: WATER
% Moisture: N/A
Date Collected: 10-Sep-08
Date Extracted: 15-Sep-08
Date Analyzed: 15-Sep-08
Prep Method: SW3005 Rev A

Prep Batch: IP080915-21
QCBatchID: IP080915-21-2
Run ID: IM080915-1A2
Cleanup: NONE
Basis: As Received
File Name: 15SEP08A

Sample Aliquot: 50 g
Final Volume: 50 g
Result Units: UG/L
Clean DF: 1

CASNO	Target Analyte	Dilution Factor	Result	Reporting Limit	MDL	Result Qualifier	EPA Qualifier
7440-38-2	ARSENIC	10	3.7	2	0.11		
7440-43-9	CADMIUM	10	0.3	0.3	0.042	U	
7439-92-1	LEAD	10	0.062	0.5	0.045	B	
7782-49-2	SELENIUM	10	0.22	1	0.11	B	
7440-22-4	SILVER	10	0.029	0.1	0.014	B	

Data Package ID: *IM0809076-1*

Dissolved ICPMS Metals

Method SW6020A

Sample Results

Lab Name: **Paragon Analytics**
Work Order Number: 0809076
Client Name: URS
ClientProject ID: Prather Phase 1 Investigation

Field ID: Ned Prather Spring Cabin
Lab ID: 0809076-4

Sample Matrix: WATER
% Moisture: N/A
Date Collected: 10-Sep-08
Date Extracted: 15-Sep-08
Date Analyzed: 15-Sep-08
Prep Method: SW3005 Rev A

Prep Batch: IP080915-21
QCBatchID: IP080915-21-2
Run ID: IM080915-1A2
Cleanup: NONE
Basis: As Received
File Name: 15SEP08A

Sample Aliquot: 50 g
Final Volume: 50 g
Result Units: UG/L
Clean DF: 1

CASNO	Target Analyte	Dilution Factor	Result	Reporting Limit	MDL	Result Qualifier	EPA Qualifier
7440-38-2	ARSENIC	10	1.8	2	0.11	B	
7440-43-9	CADMIUM	10	0.3	0.3	0.042	U	
7439-92-1	LEAD	10	0.21	0.5	0.045	B	
7782-49-2	SELENIUM	10	0.6	1	0.11	B	
7440-22-4	SILVER	10	0.031	0.1	0.014	B	

Data Package ID: *IM0809076-1*

Dissolved ICPMS Metals

Method SW6020A

Sample Results

Lab Name: **Paragon Analytics**
Work Order Number: 0809076
Client Name: URS
ClientProject ID: Prather Phase 1 Investigation

Field ID: Spring 2
Lab ID: 0809076-5

Sample Matrix: WATER
% Moisture: N/A
Date Collected: 10-Sep-08
Date Extracted: 15-Sep-08
Date Analyzed: 15-Sep-08
Prep Method: SW3005 Rev A

Prep Batch: IP080915-21
QCBatchID: IP080915-21-2
Run ID: IM080915-1A2
Cleanup: NONE
Basis: As Received
File Name: 15SEP08A

Sample Aliquot: 50 g
Final Volume: 50 g
Result Units: UG/L
Clean DF: 1

CASNO	Target Analyte	Dilution Factor	Result	Reporting Limit	MDL	Result Qualifier	EPA Qualifier
7440-38-2	ARSENIC	10	3.4	2	0.11		
7440-43-9	CADMIUM	10	0.067	0.3	0.042	B	
7439-92-1	LEAD	10	0.087	0.5	0.045	B	
7782-49-2	SELENIUM	10	1	1	0.11	U	
7440-22-4	SILVER	10	0.035	0.1	0.014	B	

Data Package ID: *IM0809076-1*

Dissolved ICPMS Metals

Method SW6020A

Sample Results

Lab Name: **Paragon Analytics**
Work Order Number: 0809076
Client Name: URS
ClientProject ID: Prather Phase 1 Investigation

Field ID: Spring 2 DS-100
Lab ID: 0809076-6

Sample Matrix: WATER
% Moisture: N/A
Date Collected: 10-Sep-08
Date Extracted: 15-Sep-08
Date Analyzed: 15-Sep-08
Prep Method: SW3005 Rev A

Prep Batch: IP080915-21
QCBatchID: IP080915-21-2
Run ID: IM080915-1A2
Cleanup: NONE
Basis: As Received
File Name: 15SEP08A

Sample Aliquot: 50 g
Final Volume: 50 g
Result Units: UG/L
Clean DF: 1

CASNO	Target Analyte	Dilution Factor	Result	Reporting Limit	MDL	Result Qualifier	EPA Qualifier
7440-38-2	ARSENIC	10	3.2	2	0.11		
7440-43-9	CADMIUM	10	0.056	0.3	0.042	B	
7439-92-1	LEAD	10	0.064	0.5	0.045	B	
7782-49-2	SELENIUM	10	0.68	1	0.11	B	
7440-22-4	SILVER	10	0.027	0.1	0.014	B	

Data Package ID: *IM0809076-1*

Dissolved ICPMS Metals

Method SW6020A

Sample Results

Lab Name: **Paragon Analytics**
Work Order Number: 0809076
Client Name: URS
ClientProject ID: Prather Phase 1 Investigation

Field ID: Ned Prather Stock Pond
Lab ID: 0809076-7

Sample Matrix: WATER
% Moisture: N/A
Date Collected: 10-Sep-08
Date Extracted: 15-Sep-08
Date Analyzed: 15-Sep-08
Prep Method: SW3005 Rev A

Prep Batch: IP080915-21
QCBatchID: IP080915-21-2
Run ID: IM080915-1A2
Cleanup: NONE
Basis: As Received
File Name: 15SEP08A

Sample Aliquot: 50 g
Final Volume: 50 g
Result Units: UG/L
Clean DF: 1

CASNO	Target Analyte	Dilution Factor	Result	Reporting Limit	MDL	Result Qualifier	EPA Qualifier
7440-38-2	ARSENIC	10	1.1	2	0.11	B	
7440-43-9	CADMIUM	10	0.3	0.3	0.042	U	
7439-92-1	LEAD	10	0.1	0.5	0.045	B	
7782-49-2	SELENIUM	10	0.31	1	0.11	B	
7440-22-4	SILVER	10	0.03	0.1	0.014	B	

Data Package ID: *IM0809076-1*

Dissolved ICPMS Metals

Method SW6020A

Sample Results

Lab Name: **Paragon Analytics**
Work Order Number: 0809076
Client Name: URS
ClientProject ID: Prather Phase 1 Investigation

Field ID: Donna Stock Pond
Lab ID: 0809076-8

Sample Matrix: WATER
% Moisture: N/A
Date Collected: 10-Sep-08
Date Extracted: 15-Sep-08
Date Analyzed: 15-Sep-08
Prep Method: SW3005 Rev A

Prep Batch: IP080915-21
QCBatchID: IP080915-21-2
Run ID: IM080915-1A2
Cleanup: NONE
Basis: As Received
File Name: 15SEP08A

Sample Aliquot: 50 g
Final Volume: 50 g
Result Units: UG/L
Clean DF: 1

CASNO	Target Analyte	Dilution Factor	Result	Reporting Limit	MDL	Result Qualifier	EPA Qualifier
7440-38-2	ARSENIC	10	3.1	2	0.11		
7440-43-9	CADMIUM	10	0.047	0.3	0.042	B	
7439-92-1	LEAD	10	0.065	0.5	0.045	B	
7782-49-2	SELENIUM	10	0.78	1	0.11	B	
7440-22-4	SILVER	10	0.027	0.1	0.014	B	

Data Package ID: *IM0809076-1*

Dissolved ICPMS Metals

Method SW6020A

Sample Results

Lab Name: **Paragon Analytics**
Work Order Number: 0809076
Client Name: URS
ClientProject ID: Prather Phase 1 Investigation

Field ID: Dick Prather Cabin
Lab ID: 0809076-9

Sample Matrix: WATER
% Moisture: N/A
Date Collected: 10-Sep-08
Date Extracted: 15-Sep-08
Date Analyzed: 15-Sep-08
Prep Method: SW3005 Rev A

Prep Batch: IP080915-21
QCBatchID: IP080915-21-2
Run ID: IM080915-1A2
Cleanup: NONE
Basis: As Received
File Name: 15SEP08A

Sample Aliquot: 50 g
Final Volume: 50 g
Result Units: UG/L
Clean DF: 1

CASNO	Target Analyte	Dilution Factor	Result	Reporting Limit	MDL	Result Qualifier	EPA Qualifier
7440-38-2	ARSENIC	10	3.4	2	0.11		
7440-43-9	CADMIUM	10	0.059	0.3	0.042	B	
7439-92-1	LEAD	10	0.23	0.5	0.045	B	
7782-49-2	SELENIUM	10	0.61	1	0.11	B	
7440-22-4	SILVER	10	0.045	0.1	0.014	B	

Data Package ID: *IM0809076-1*

Dissolved ICPMS Metals

Method SW6020A

Sample Results

Lab Name: **Paragon Analytics**
Work Order Number: 0809076
Client Name: URS
ClientProject ID: Prather Phase 1 Investigation

Field ID: McKay Gulch
Lab ID: 0809076-10

Sample Matrix: WATER
% Moisture: N/A
Date Collected: 10-Sep-08
Date Extracted: 15-Sep-08
Date Analyzed: 15-Sep-08
Prep Method: SW3005 Rev A

Prep Batch: IP080915-21
QCBatchID: IP080915-21-2
Run ID: IM080915-1A2
Cleanup: NONE
Basis: As Received
File Name: 15SEP08A

Sample Aliquot: 50 g
Final Volume: 50 g
Result Units: UG/L
Clean DF: 1

CASNO	Target Analyte	Dilution Factor	Result	Reporting Limit	MDL	Result Qualifier	EPA Qualifier
7440-38-2	ARSENIC	10	2.9	2	0.11		
7440-43-9	CADMIUM	10	0.3	0.3	0.042	U	
7439-92-1	LEAD	10	0.1	0.5	0.045	B	
7782-49-2	SELENIUM	10	0.44	1	0.11	B	
7440-22-4	SILVER	10	0.031	0.1	0.014	B	

Data Package ID: *IM0809076-1*

Dissolved ICPMS Metals

Method SW6020A

Sample Results

Lab Name: **Paragon Analytics**
Work Order Number: 0809076
Client Name: URS
ClientProject ID: Prather Phase 1 Investigation

Field ID: Ned Prather Stock Pond DS
Lab ID: 0809076-11

Sample Matrix: WATER
% Moisture: N/A
Date Collected: 10-Sep-08
Date Extracted: 15-Sep-08
Date Analyzed: 15-Sep-08
Prep Method: SW3005 Rev A

Prep Batch: IP080915-21
QCBatchID: IP080915-21-2
Run ID: IM080915-1A2
Cleanup: NONE
Basis: As Received
File Name: 15SEP08A

Sample Aliquot: 50 g
Final Volume: 50 g
Result Units: UG/L
Clean DF: 1

CASNO	Target Analyte	Dilution Factor	Result	Reporting Limit	MDL	Result Qualifier	EPA Qualifier
7440-38-2	ARSENIC	10	2.1	2	0.11		
7440-43-9	CADMIUM	10	0.3	0.3	0.042	U	
7439-92-1	LEAD	10	0.072	0.5	0.045	B	
7782-49-2	SELENIUM	10	0.24	1	0.11	B	
7440-22-4	SILVER	10	0.028	0.1	0.014	B	

Data Package ID: *IM0809076-1*

Summary Report Forms

ICP Metals

Method SW6010B
Method Blank

Lab Name: **Paragon Analytics**
Work Order Number: 0809076
Client Name: URS
ClientProject ID: Prather Phase 1 Investigation

Lab ID: F080912-1MB

Sample Matrix: WATER
% Moisture: N/A
Date Collected: N/A
Date Extracted: 10-Sep-08
Date Analyzed: 13-Sep-08

Prep Batch: IP080913-10
QCBatchID: IP080913-10-2
Run ID: IT080913-2A7
Cleanup: NONE
Basis: N/A
File Name: 080913A.

Sample Aliquot: 5 ml
Final Volume: 5 ml
Result Units: UG/L
Clean DF: 1

CASNO	Target Analyte	DF	Result	Reporting Limit	MDL	Result Qualifier	EPA Qualifier
7440-39-3	BARIUM	1	-0.63	100	0.1	B	
7440-42-8	BORON	1	100	100	3.6	U	
7440-70-2	CALCIUM	1	160	1000	14	B	
7440-47-3	CHROMIUM	1	-0.59	10	0.51	B	
7440-50-8	COPPER	1	0.85	10	0.47	B	
7439-89-6	IRON	1	100	100	8.3	U	
7439-95-4	MAGNESIUM	1	-23	1000	7.5	B	
7439-96-5	MANGANESE	1	-0.38	10	0.15	B	
7440-09-7	POTASSIUM	1	-76	1000	29	B	
7440-23-5	SODIUM	1	160	1000	6	B	

Data Package ID: *IT0809076-1*

ICP Metals

Method SW6010B

Matrix Spike And Matrix Spike Duplicate

Lab Name: **Paragon Analytics**
Work Order Number: 0809076
Client Name: URS
ClientProject ID: Prather Phase 1 Investigation

Field ID: Ned Prather Stock Pond
LabID: 0809076-11MS

Sample Matrix: WATER
% Moisture: N/A
Date Collected: 10-Sep-08
Date Extracted: 10-Sep-08
Date Analyzed: 13-Sep-08
Prep Method: SW3005 Rev A

Prep Batch: IP080913-10
QCBatchID: IP080913-10-2
Run ID: IT080913-2A7
Cleanup: NONE
Basis: As Received

Sample Aliquot: 5 ml
Final Volume: 5 ml
Result Units: UG/L
File Name: 080913A.

CASNO	Target Analyte	Sample Result	Samp Qual	MS Result	MS Qual	Reporting Limit	Spike Added	MS % Rec.	Control Limits
7440-39-3	BARIUM	140		2180		100	2000	102	80 - 120%
7440-42-8	BORON	47	B	1100		100	1000	105	80 - 120%
7440-70-2	CALCIUM	99000		139000		1000	40000	99	80 - 120%
7440-47-3	CHROMIUM	10	U	198		10	200	99	80 - 120%
7440-50-8	COPPER	2.1	B	259		10	250	103	80 - 120%
7439-89-6	IRON	100	U	1000		100	1000	100	80 - 120%
7439-95-4	MAGNESIUM	34000		74400		1000	40000	102	80 - 120%
7439-96-5	MANGANESE	63		554		10	500	98	80 - 120%
7440-09-7	POTASSIUM	1300		52400	N	1000	40000	128	80 - 120%
7440-23-5	SODIUM	54000		95000		1000	40000	103	80 - 120%

Data Package ID: *IT0809076-1*

ICP Metals

Method SW6010B

Matrix Spike And Matrix Spike Duplicate

Lab Name: **Paragon Analytics**
Work Order Number: 0809076
Client Name: URS
ClientProject ID: Prather Phase 1 Investigation

Field ID: Ned Prather Stock Pond
LabID: 0809076-11MSD

Sample Matrix: WATER
% Moisture: N/A
Date Collected: 10-Sep-08
Date Extracted: 10-Sep-08
Date Analyzed: 13-Sep-08
Prep Method: SW3005 Rev A

Prep Batch: IP080913-10
QCBatchID: IP080913-10-2
Run ID: IT080913-2A7
Cleanup: NONE
Basis: As Received

Sample Aliquot: 5 ml
Final Volume: 5 ml
Result Units: UG/L
File Name: 080913A.

CASNO	Target Analyte	MSD Result	MSD Qual	Spike Added	MSD % Rec.	Reporting Limit	RPD Limit	RPD
7440-39-3	BARIUM	2150		2000	101	100	20	1
7440-42-8	BORON	1090		1000	104	100	20	1
7440-70-2	CALCIUM	138000		40000	97	1000	20	1
7440-47-3	CHROMIUM	196		200	98	10	20	1
7440-50-8	COPPER	255		250	101	10	20	1
7439-89-6	IRON	993		1000	99	100	20	1
7439-95-4	MAGNESIUM	73900		40000	101	1000	20	1
7439-96-5	MANGANESE	549		500	97	10	20	1
7440-09-7	POTASSIUM	52000	N	40000	127	1000	20	1
7440-23-5	SODIUM	93600		40000	100	1000	20	1

Data Package ID: *IT0809076-1*

ICP Metals

Method SW6010
Serial Dilution

Lab Name: **Paragon Analytics**
Work Order Number: 0809076
Client Name: URS
ClientProject ID: Prather Phase 1 Investigation

Field ID: Ned Prather Stock Pond
Lab ID: 0809076-11L

Run ID: IT080913-2A7
Date Analyzed: 13-Sep-08
Result Units: ug/l

CASNO	Target Analyte	Sample Result	Samp Qual	SD Result	SD Qual	EPA Qualifier	%D
7440-39-3	BARIUM	137		133	B		3
7440-42-8	BORON	47.0	B	32.1	B		
7440-70-2	CALCIUM	99400		94700			5
7440-47-3	CHROMIUM	0.540	U	2.70	U		
7440-50-8	COPPER	2.12	B	6.35	U		
7439-89-6	IRON	3.10	U	15.5	U		
7439-95-4	MAGNESIUM	33600		32200			4
7439-96-5	MANGANESE	62.7		60.7			3
7440-09-7	POTASSIUM	1290		483	B		
7440-23-5	SODIUM	53600		47100		E	12

Data Package ID: *IT0809076-1*

Prep Batch ID: IP080913-10

Start Date: 09/10/08
Start Time: 8:00
Prep Analyst: Roy T. French

End Date: 09/10/08
End Time: 9:00

Concentration Method: NONE
Extract Method: SW3005A
Initial Volume Units: ml
Final Volume Units: ml

Batch Created By: RTF
Date Created: 09/13/08
Time Created: 9:03
Validated By: RTF
Date Validated: 09/13/08
Time Validated: 9:21

Comments:

NOT DIGESTED

QC Batch ID: IP080913-10-2

Lab ID	QC Type	Field ID	Matrix	Date Collected	Initial Wt/Vol	Final Wt/Vol	Cleanup Method	Cleanup DF	Order Number
F080912-1	MB	XXXXXX	WATER	XXXXXX	5	5	NONE	1	0809076
0809076-11	MS	Ned Prather Stock Po	WATER	9/10/2008	5	5	NONE	1	0809076
0809076-11	MSD	Ned Prather Stock Po	WATER	9/10/2008	5	5	NONE	1	0809076
0809076-1	SMP	Ned Prather Spring	WATER	9/10/2008	5	5	NONE	1	0809076
0809076-10	SMP	McKay Gulch	WATER	9/10/2008	5	5	NONE	1	0809076
0809076-11	SMP	Ned Prather Stock Po	WATER	9/10/2008	5	5	NONE	1	0809076
0809076-2	SMP	Ned Prather Spring (D	WATER	9/10/2008	5	5	NONE	1	0809076
0809076-3	SMP	Ned Prather Spring D	WATER	9/10/2008	5	5	NONE	1	0809076
0809076-4	SMP	Ned Prather Spring Ca	WATER	9/10/2008	5	5	NONE	1	0809076
0809076-5	SMP	Spring 2	WATER	9/10/2008	5	5	NONE	1	0809076
0809076-6	SMP	Spring 2 DS-100	WATER	9/10/2008	5	5	NONE	1	0809076
0809076-7	SMP	Ned Prather Stock Po	WATER	9/10/2008	5	5	NONE	1	0809076
0809076-8	SMP	Donna Stock Pond	WATER	9/10/2008	5	5	NONE	1	0809076
0809076-9	SMP	Dick Prather Cabin	WATER	9/10/2008	5	5	NONE	1	0809076

QC Types

CAR	Carrier reference sample	DUP	Laboratory Duplicate
LCS	Laboratory Control Sample	LCSD	Laboratory Control Sample Duplicat
MB	Method Blank	MS	Laboratory Matrix Spike
MSD	Laboratory Matrix Spike Duplicate	REP	Sample replicate
SMP	Field Sample	SYS	Sample Yield Spike

ICP Metals

Method SW6010

Calibration Verifications

Lab Name: **Paragon Analytics**
Work Order Number: 0809076
Client Name: URS
ClientProject ID: Prather Phase 1 Investigation

Lab ID: ICV
QC Type: Initial Calibration

File Name: 080913A.

Run ID: IT080913-2A7
Date Analyzed: 09/13/2008
Time Analyzed: 10:59
Result Units: MG/L

CASNO	Target Analyte	Spike Added	Result	Reporting Limit	Result Qualifier	% Rec.	Control Limits
7440-39-3	BARIUM	0.5	0.504	0.1		101	90 - 110%
7440-42-8	BORON	0.5	0.516	0.1		103	90 - 110%
7440-70-2	CALCIUM	25	26.4	1		105	90 - 110%
7440-47-3	CHROMIUM	0.5	0.51	0.01		102	90 - 110%
7440-50-8	COPPER	0.5	0.504	0.01		101	90 - 110%
7439-89-6	IRON	10	10.7	0.1		107	90 - 110%
7439-95-4	MAGNESIUM	25	24.9	1		100	90 - 110%
7439-96-5	MANGANESE	0.5	0.5	0.01		100	90 - 110%
7440-09-7	POTASSIUM	25	24.9	1		100	90 - 110%
7440-23-5	SODIUM	25	24.8	1		99	90 - 110%

Data Package ID: *IT0809076-1*

ICP Metals

Method SW6010
Calibration Verifications

Lab Name: **Paragon Analytics**
Work Order Number: 0809076
Client Name: URS
ClientProject ID: Prather Phase 1 Investigation

Lab ID: CCV1
QC Type: Continuing Calibration
File Name: 080913A.

Run ID: IT080913-2A7
Date Analyzed: 09/13/2008
Time Analyzed: 11:25
Result Units: MG/L

CASNO	Target Analyte	Spike Added	Result	Reporting Limit	Result Qualifier	% Rec.	Control Limits
7440-39-3	BARIUM	1	1	0.1		100	90 - 110%
7440-42-8	BORON	1	1.03	0.1		103	90 - 110%
7440-70-2	CALCIUM	50	51.2	1		102	90 - 110%
7440-47-3	CHROMIUM	1	0.985	0.01		99	90 - 110%
7440-50-8	COPPER	1	1.01	0.01		101	90 - 110%
7439-89-6	IRON	20	21	0.1		105	90 - 110%
7439-95-4	MAGNESIUM	50	50.2	1		100	90 - 110%
7439-96-5	MANGANESE	1	0.964	0.01		96	90 - 110%
7440-09-7	POTASSIUM	50	52.7	1		105	90 - 110%
7440-23-5	SODIUM	50	51.5	1		103	90 - 110%

Data Package ID: *IT0809076-1*

ICP Metals

Method SW6010
Calibration Verifications

Lab Name: **Paragon Analytics**
Work Order Number: 0809076
Client Name: URS
ClientProject ID: Prather Phase 1 Investigation

Lab ID: CCV2
QC Type: Continuing Calibration
File Name: 080913A.

Run ID: IT080913-2A7
Date Analyzed: 09/13/2008
Time Analyzed: 11:48
Result Units: MG/L

CASNO	Target Analyte	Spike Added	Result	Reporting Limit	Result Qualifier	% Rec.	Control Limits
7440-39-3	BARIUM	1	0.989	0.1		99	90 - 110%
7440-42-8	BORON	1	0.993	0.1		99	90 - 110%
7440-70-2	CALCIUM	50	49.3	1		99	90 - 110%
7440-47-3	CHROMIUM	1	0.952	0.01		95	90 - 110%
7440-50-8	COPPER	1	0.979	0.01		98	90 - 110%
7439-89-6	IRON	20	20.1	0.1		101	90 - 110%
7439-95-4	MAGNESIUM	50	48.3	1		97	90 - 110%
7439-96-5	MANGANESE	1	0.926	0.01		93	90 - 110%
7440-09-7	POTASSIUM	50	51.6	1		103	90 - 110%
7440-23-5	SODIUM	50	50.5	1		101	90 - 110%

Data Package ID: *IT0809076-1*

ICP Metals

Method SW6010
Calibration Verifications

Lab Name: **Paragon Analytics**
Work Order Number: 0809076
Client Name: URS
ClientProject ID: Prather Phase 1 Investigation

Lab ID: CCV3
QC Type: Continuing Calibration
File Name: 080913A.

Run ID: IT080913-2A7
Date Analyzed: 09/13/2008
Time Analyzed: 12:18
Result Units: MG/L

CASNO	Target Analyte	Spike Added	Result	Reporting Limit	Result Qualifier	% Rec.	Control Limits
7440-39-3	BARIUM	1	0.966	0.1		97	90 - 110%
7440-42-8	BORON	1	0.978	0.1		98	90 - 110%
7440-70-2	CALCIUM	50	50.3	1		101	90 - 110%
7440-47-3	CHROMIUM	1	0.963	0.01		96	90 - 110%
7440-50-8	COPPER	1	0.938	0.01		94	90 - 110%
7439-89-6	IRON	20	20.1	0.1		101	90 - 110%
7439-95-4	MAGNESIUM	50	47.8	1		96	90 - 110%
7439-96-5	MANGANESE	1	0.927	0.01		93	90 - 110%
7440-09-7	POTASSIUM	50	49.3	1		99	90 - 110%
7440-23-5	SODIUM	50	48.6	1		97	90 - 110%

Data Package ID: *IT0809076-1*

ICP Metals

Method SW6010
Calibration Verifications

Lab Name: **Paragon Analytics**
Work Order Number: 0809076
Client Name: URS
ClientProject ID: Prather Phase 1 Investigation

Lab ID: CCV4
QC Type: Continuing Calibration
File Name: 080913A.

Run ID: IT080913-2A7
Date Analyzed: 09/13/2008
Time Analyzed: 12:52
Result Units: MG/L

CASNO	Target Analyte	Spike Added	Result	Reporting Limit	Result Qualifier	% Rec.	Control Limits
7440-39-3	BARIUM	1	0.981	0.1		98	90 - 110%
7440-42-8	BORON	1	0.987	0.1		99	90 - 110%
7440-70-2	CALCIUM	50	51.6	1		103	90 - 110%
7440-47-3	CHROMIUM	1	0.982	0.01		98	90 - 110%
7440-50-8	COPPER	1	0.982	0.01		98	90 - 110%
7439-89-6	IRON	20	20.4	0.1		102	90 - 110%
7439-95-4	MAGNESIUM	50	48.3	1		97	90 - 110%
7439-96-5	MANGANESE	1	0.982	0.01		98	90 - 110%
7440-09-7	POTASSIUM	50	49.6	1		99	90 - 110%
7440-23-5	SODIUM	50	49	1		98	90 - 110%

Data Package ID: *IT0809076-1*

ICP Metals

Method SW6010
Calibration Verifications

Lab Name: **Paragon Analytics**
Work Order Number: 0809076
Client Name: URS
ClientProject ID: Prather Phase 1 Investigation

Lab ID: CCV5
QC Type: Continuing Calibration
File Name: 080913A.

Run ID: IT080913-2A7
Date Analyzed: 09/13/2008
Time Analyzed: 13:15
Result Units: MG/L

CASNO	Target Analyte	Spike Added	Result	Reporting Limit	Result Qualifier	% Rec.	Control Limits
7440-39-3	BARIUM	1	0.943	0.1		94	90 - 110%
7440-42-8	BORON	1	0.936	0.1		94	90 - 110%
7440-70-2	CALCIUM	50	48.2	1		96	90 - 110%
7440-47-3	CHROMIUM	1	0.927	0.01		93	90 - 110%
7440-50-8	COPPER	1	0.942	0.01		94	90 - 110%
7439-89-6	IRON	20	19.2	0.1		96	90 - 110%
7439-95-4	MAGNESIUM	50	45.6	1		91	90 - 110%
7439-96-5	MANGANESE	1	0.926	0.01		93	90 - 110%
7440-09-7	POTASSIUM	50	47.7	1		95	90 - 110%
7440-23-5	SODIUM	50	46.9	1		94	90 - 110%

Data Package ID: *IT0809076-1*

ICP Metals

Method SW6010
Calibration Verifications

Lab Name: **Paragon Analytics**
Work Order Number: 0809076
Client Name: URS
ClientProject ID: Prather Phase 1 Investigation

Lab ID: CCV6
QC Type: Continuing Calibration
File Name: 080913A.

Run ID: IT080913-2A7
Date Analyzed: 09/13/2008
Time Analyzed: 13:26
Result Units: MG/L

CASNO	Target Analyte	Spike Added	Result	Reporting Limit	Result Qualifier	% Rec.	Control Limits
7440-39-3	BARIUM	1	0.986	0.1		99	90 - 110%
7440-42-8	BORON	1	0.975	0.1		98	90 - 110%
7440-70-2	CALCIUM	50	47.8	1		96	90 - 110%
7440-47-3	CHROMIUM	1	0.928	0.01		93	90 - 110%
7440-50-8	COPPER	1	1	0.01		100	90 - 110%
7439-89-6	IRON	20	19.4	0.1		97	90 - 110%
7439-95-4	MAGNESIUM	50	46.8	1		94	90 - 110%
7439-96-5	MANGANESE	1	0.932	0.01		93	90 - 110%
7440-09-7	POTASSIUM	50	50.5	1		101	90 - 110%
7440-23-5	SODIUM	50	49.5	1		99	90 - 110%

Data Package ID: *IT0809076-1*

ICP Metals

Method SW6010
Calibration Blanks

Lab Name: **Paragon Analytics**
Work Order Number: 0809076
Client Name: URS
ClientProject ID: Prather Phase 1 Investigation

Lab ID: ICB
QC Type: Initial Calibration

Run ID: IT080913-2A7
Date Analyzed: 09/13/2008
Time Analyzed: 11:04:00 AM
Result Units: MG/L

CASNO	Target Analyte	Result	Reporting Limit	Result Qualifier
7440-39-3	BARIUM	-0.000452	0.1	B
7440-42-8	BORON	0.1	0.1	U
7440-70-2	CALCIUM	1	1	U
7440-47-3	CHROMIUM	-0.00112	0.01	B
7440-50-8	COPPER	0.01	0.01	U
7439-89-6	IRON	0.1	0.1	U
7439-95-4	MAGNESIUM	-0.0239	1	B
7439-96-5	MANGANESE	-0.000516	0.01	B
7440-09-7	POTASSIUM	1	1	U
7440-23-5	SODIUM	0.108	1	B

Data Package ID: *IT0809076-1*

ICP Metals

Method SW6010
Calibration Blanks

Lab Name: **Paragon Analytics**
Work Order Number: 0809076
Client Name: URS
ClientProject ID: Prather Phase 1 Investigation

Lab ID: CCB1
QC Type: Continuing Calibration

Run ID: IT080913-2A7
Date Analyzed: 09/13/2008
Time Analyzed: 11:27:00 AM
Result Units: MG/L

CASNO	Target Analyte	Result	Reporting Limit	Result Qualifier
7440-39-3	BARIUM	-0.000419	0.1	B
7440-42-8	BORON	0.00265	0.1	B
7440-70-2	CALCIUM	1	1	U
7440-47-3	CHROMIUM	0.01	0.01	U
7440-50-8	COPPER	0.01	0.01	U
7439-89-6	IRON	0.1	0.1	U
7439-95-4	MAGNESIUM	-0.018	1	B
7439-96-5	MANGANESE	-0.000483	0.01	B
7440-09-7	POTASSIUM	-0.0607	1	B
7440-23-5	SODIUM	0.108	1	B

Data Package ID: *IT0809076-1*

ICP Metals

Method SW6010
Calibration Blanks

Lab Name: **Paragon Analytics**
Work Order Number: 0809076
Client Name: URS
ClientProject ID: Prather Phase 1 Investigation

Lab ID: CCB2
QC Type: Continuing Calibration

Run ID: IT080913-2A7
Date Analyzed: 09/13/2008
Time Analyzed: 11:51:00 AM
Result Units: MG/L

CASNO	Target Analyte	Result	Reporting Limit	Result Qualifier
7440-39-3	BARIUM	-0.000419	0.1	B
7440-42-8	BORON	0.1	0.1	U
7440-70-2	CALCIUM	1	1	U
7440-47-3	CHROMIUM	-0.00111	0.01	B
7440-50-8	COPPER	0.01	0.01	U
7439-89-6	IRON	0.1	0.1	U
7439-95-4	MAGNESIUM	-0.0203	1	B
7439-96-5	MANGANESE	-0.000516	0.01	B
7440-09-7	POTASSIUM	-0.191	1	B
7440-23-5	SODIUM	0.1	1	B

Data Package ID: *IT0809076-1*

ICP Metals

Method SW6010
Calibration Blanks

Lab Name: **Paragon Analytics**
Work Order Number: 0809076
Client Name: URS
ClientProject ID: Prather Phase 1 Investigation

Lab ID: CCB3
QC Type: Continuing Calibration

Run ID: IT080913-2A7
Date Analyzed: 09/13/2008
Time Analyzed: 12:22:00 PM
Result Units: MG/L

CASNO	Target Analyte	Result	Reporting Limit	Result Qualifier
7440-39-3	BARIUM	-0.000709	0.1	B
7440-42-8	BORON	0.1	0.1	U
7440-70-2	CALCIUM	1	1	U
7440-47-3	CHROMIUM	-0.00209	0.01	B
7440-50-8	COPPER	0.01	0.01	U
7439-89-6	IRON	0.1	0.1	U
7439-95-4	MAGNESIUM	-0.0328	1	B
7439-96-5	MANGANESE	-0.000651	0.01	B
7440-09-7	POTASSIUM	-0.0865	1	B
7440-23-5	SODIUM	0.103	1	B

Data Package ID: *IT0809076-1*

ICP Metals

Method SW6010
Calibration Blanks

Lab Name: **Paragon Analytics**
Work Order Number: 0809076
Client Name: URS
ClientProject ID: Prather Phase 1 Investigation

Lab ID: CCB4
QC Type: Continuing Calibration

Run ID: IT080913-2A7
Date Analyzed: 09/13/2008
Time Analyzed: 12:54:00 PM
Result Units: MG/L

CASNO	Target Analyte	Result	Reporting Limit	Result Qualifier
7440-39-3	BARIUM	-0.000548	0.1	B
7440-42-8	BORON	0.1	0.1	U
7440-70-2	CALCIUM	1	1	U
7440-47-3	CHROMIUM	-0.0011	0.01	B
7440-50-8	COPPER	0.01	0.01	U
7439-89-6	IRON	-0.00477	0.1	B
7439-95-4	MAGNESIUM	-0.0328	1	B
7439-96-5	MANGANESE	-0.000513	0.01	B
7440-09-7	POTASSIUM	-0.0757	1	B
7440-23-5	SODIUM	0.109	1	B

Data Package ID: *IT0809076-1*

ICP Metals

Method SW6010
Calibration Blanks

Lab Name: **Paragon Analytics**
Work Order Number: 0809076
Client Name: URS
ClientProject ID: Prather Phase 1 Investigation

Lab ID: CCB5
QC Type: Continuing Calibration

Run ID: IT080913-2A7
Date Analyzed: 09/13/2008
Time Analyzed: 1:17:00 PM
Result Units: MG/L

CASNO	Target Analyte	Result	Reporting Limit	Result Qualifier
7440-39-3	BARIUM	0.1	0.1	U
7440-42-8	BORON	0.00244	0.1	B
7440-70-2	CALCIUM	1	1	U
7440-47-3	CHROMIUM	-0.000543	0.01	B
7440-50-8	COPPER	0.01	0.01	U
7439-89-6	IRON	0.1	0.1	U
7439-95-4	MAGNESIUM	-0.0215	1	B
7439-96-5	MANGANESE	-0.000443	0.01	B
7440-09-7	POTASSIUM	0.0554	1	B
7440-23-5	SODIUM	0.115	1	B

Data Package ID: *IT0809076-1*

ICP Metals

Method SW6010
Calibration Blanks

Lab Name: **Paragon Analytics**
Work Order Number: 0809076
Client Name: URS
ClientProject ID: Prather Phase 1 Investigation

Lab ID: CCB6
QC Type: Continuing Calibration

Run ID: IT080913-2A7
Date Analyzed: 09/13/2008
Time Analyzed: 1:28:00 PM
Result Units: MG/L

CASNO	Target Analyte	Result	Reporting Limit	Result Qualifier
7440-39-3	BARIUM	0.1	0.1	U
7440-42-8	BORON	0.0027	0.1	B
7440-70-2	CALCIUM	1	1	U
7440-47-3	CHROMIUM	0.01	0.01	U
7440-50-8	COPPER	0.01	0.01	U
7439-89-6	IRON	0.1	0.1	U
7439-95-4	MAGNESIUM	-0.0225	1	B
7439-96-5	MANGANESE	-0.000373	0.01	B
7440-09-7	POTASSIUM	-0.204	1	B
7440-23-5	SODIUM	0.103	1	B

Data Package ID: *IT0809076-1*

ICP Metals

Method SW6010

ICP Interference Check Sample

Lab Name: **Paragon Analytics**
Work Order Number: 0809076
Client Name: URS
ClientProject ID: Prather Phase 1 Investigation

Run ID: IT080913-2A7
Date Analyzed: 09/13/2008
Result Units: MG/L

CASNO	Target Analyte	Spike Added		Results		% Rec.
		ICSA1	ICSAB1	ICSA1	ICSAB1	
7440-39-3	BARIUM		0.5		0.49300	99
7440-42-8	BORON		1		0.97100	97
7440-70-2	CALCIUM	250	250	265	250	100
7440-47-3	CHROMIUM		0.5		0.43000	86
7440-50-8	COPPER		0.5		0.50300	101
7439-89-6	IRON	100	100	108	103	103
7439-95-4	MAGNESIUM	250	250	260	252	101
7439-96-5	MANGANESE		0.5		0.447	89
7440-09-7	POTASSIUM					
7440-23-5	SODIUM					

Data Package ID: *IT0809076-1*

ICP Metals

Method SW6010

ICP Interference Check Sample

Lab Name: **Paragon Analytics**
Work Order Number: 0809076
Client Name: URS
ClientProject ID: Prather Phase 1 Investigation

Run ID: IT080913-2A7
Date Analyzed: 09/13/2008
Result Units: MG/L

CASNO	Target Analyte	Spike Added		Results		% Rec.
		ICSA2	ICSAB2	ICSA2	ICSAB2	
7440-39-3	BARIUM		0.5		0.487	97
7440-42-8	BORON		1		0.94300	94
7440-70-2	CALCIUM	250	250	255	245	98
7440-47-3	CHROMIUM		0.5		0.427	85
7440-50-8	COPPER		0.5		0.5	100
7439-89-6	IRON	100	100	101	98.2	98
7439-95-4	MAGNESIUM	250	250	244	241	96
7439-96-5	MANGANESE		0.5		0.44900	90
7440-09-7	POTASSIUM					
7440-23-5	SODIUM					

Data Package ID: *IT0809076-1*

Metals Linear Ranges

Lab Name: **Paragon Analytics**
Work Order Number: 0809076
Client Name: URS
ClientProject ID: Prather Phase 1 Investigation

Instrument ID: ICPTrace2
Active Date: 07/26/2008
Expiration Date: 10/15/2008

CASNO	Target Analyte	Concentration (ppm)
7440-38-2	ARSENIC	5
7440-39-3	BARIUM	10
7440-42-8	BORON	10
7440-43-9	CADMIUM	5
7440-70-2	CALCIUM	500
7440-47-3	CHROMIUM	10
7440-50-8	COPPER	10
7439-89-6	IRON	200
7439-92-1	LEAD	10
7439-95-4	MAGNESIUM	500
7439-96-5	MANGANESE	10
7440-09-7	POTASSIUM	250
7782-49-2	SELENIUM	5
7440-22-4	SILVER	2
7440-23-5	SODIUM	250

ICP Interelement Correction Factors

Lab Name: **Paragon Analytics**
Work Order Number: 0809076
Client Name: URS
ClientProject ID: Prather Phase 1 Investigation

Instrument ID: ICPTrace2
Active Date: 6/5/2008
Expiration Date: 6/5/2009

Analyte	Lamda (nm)	Al	Sb	As	Ba	Be	Cd	Ca	Cr	Co	Cu	Fe	Pb	Mg	Mn	Ni	Th
CADMIUM				0.0010893													
CHROMIUM																	
COPPER																	
LEAD		0.0001638										0.0000375	-0.002449				
MAGNESIUM																	
SELENIUM		-1.43E-05										-0.000123			0.001152		
SILVER																	

ICP Interelement Correction Factors

Lab Name: **Paragon Analytics**
Work Order Number: 0809076
Client Name: URS
ClientProject ID: Prather Phase 1 Investigation

Instrument ID: ICPTrace2
Active Date: 6/5/2008
Expiration Date: 6/5/2009

Analyte	Lamda (nm)	K	Se	Ag	Na	Tl	V	Zn	Sn	Ti	Mo	Li	Sr	B	Si	U	Zr
CADMIUM																	
CHROMIUM																0.0005333	
COPPER																0.0005552	
LEAD										0.0055904						0.0012671	
MAGNESIUM																-0.024265	
SELENIUM																-0.00098	
SILVER																0.0006982	0.0038966

ICPTrace2 Run Log -- 9/13/2008

Instrument ID: ICPTrace2
File Name: 080913A.
AnalRunID: IT080913-2A1
CalibRefID: IT080913-2A1

Comment	Field ID	Lab ID	DF	Date Analyzed	Time Analyzed
		MIXBHIGH	1	9/13/2008	10:19
		MIXAHIGH	1	9/13/2008	10:30
		MIXCHIGH	1	9/13/2008	10:32
		ICV	1	9/13/2008	10:59
		ICB	1	9/13/2008	11:04
		CRI1	1	9/13/2008	11:06
		ICSA1	1	9/13/2008	11:15
		ICSAB1	1	9/13/2008	11:20
		CCV1	1	9/13/2008	11:25
		CCB1	1	9/13/2008	11:27
+ As		0808179-2	1	9/13/2008	11:29
+ As		0808179-6	1	9/13/2008	11:31
+ As		0808169-11	1	9/13/2008	11:33
+ As		0808102-9	1	9/13/2008	11:35
+ As		0808102-9DUP	1	9/13/2008	11:37
+ As		0808102-9SER	5	9/13/2008	11:39
+ As		0808102-9MS	1	9/13/2008	11:41
+ As		0808102-9MSD	1	9/13/2008	11:43
+ As		0808102-16	1	9/13/2008	11:45
+ Na		0809004-1	10	9/13/2008	11:46
		CCV2	1	9/13/2008	11:48
		CCB2	1	9/13/2008	11:51
+ Fe,Pb,Se,Tl,U,V		0808119-5	5	9/13/2008	11:53
+ Ca		0808089-2	10	9/13/2008	11:55
+ Ca,K		0808089-3	10	9/13/2008	11:57
+ K		0808089-4	10	9/13/2008	11:59
+ Ca,K		0808089-5	10	9/13/2008	12:00
		F080911-1MB	1	9/13/2008	12:02
		0809060-1	1	9/13/2008	12:04
		0809060-2	1	9/13/2008	12:06
		0809060-3	1	9/13/2008	12:08
		0809060-4	1	9/13/2008	12:10
		CCV3	1	9/13/2008	12:18
		CCB3	1	9/13/2008	12:22
		0809060-6	1	9/13/2008	12:24

Data Package ID: IT0809076-1

ICPTrace2 Run Log -- 9/13/2008

Instrument ID: ICPTrace2
File Name: 080913A.
AnalRunID: IT080913-2A1
CalibRefID: IT080913-2A1

Comment	Field ID	Lab ID	DF	Date Analyzed	Time Analyzed
		0809060-7	1	9/13/2008	12:26
- S		0809060-8	1	9/13/2008	12:28
		F080912-1MB	1	9/13/2008	12:30
	Ned Prather Spring	0809076-1	1	9/13/2008	12:32
	Ned Prather Spring (Dup)	0809076-2	1	9/13/2008	12:34
	Ned Prather Spring DS-440	0809076-3	1	9/13/2008	12:36
	Ned Prather Spring Cabin	0809076-4	1	9/13/2008	12:38
	Spring 2	0809076-5	1	9/13/2008	12:40
	Spring 2 DS-100	0809076-6	1	9/13/2008	12:42
		CCV4	1	9/13/2008	12:52
		CCB4	1	9/13/2008	12:54
	Ned Prather Stock Pond	0809076-7	1	9/13/2008	12:56
	Donna Stock Pond	0809076-8	1	9/13/2008	12:58
	Dick Prather Cabin	0809076-9	1	9/13/2008	13:00
	McKay Gulch	0809076-10	1	9/13/2008	13:02
	Ned Prather Stock Pond DS-50	0809076-11	1	9/13/2008	13:04
	Ned Prather Stock Pond DS-50	0809076-11SER	5	9/13/2008	13:06
	Ned Prather Stock Pond DS-50	0809076-11MS	1	9/13/2008	13:08
	Ned Prather Stock Pond DS-50	0809076-11MSD	1	9/13/2008	13:10
		CCV5	1	9/13/2008	13:15
		CCB5	1	9/13/2008	13:17
		CRI2	1	9/13/2008	13:19
		ICSA2	1	9/13/2008	13:21
		ICSAB2	1	9/13/2008	13:24
		CCV6	1	9/13/2008	13:26
		CCB6	1	9/13/2008	13:28
		CCV7	1	9/13/2008	13:52
		CCB7	1	9/13/2008	13:57
		IP080910-5MB	1	9/13/2008	13:59
		IP080910-5LCS	1	9/13/2008	14:01
- Ca,P,S,Sn		0806128-1	1	9/13/2008	14:03
- Ca,P,S,Sn		0806128-4	1	9/13/2008	14:04
- Ca,P,S		0806128-7	1	9/13/2008	14:06
- Ca,P,S		0806128-7DUP	1	9/13/2008	14:08
- Ca,P,S		0806128-7SER	5	9/13/2008	14:10

Data Package ID: IT0809076-1

ICPTrace2 Run Log -- 9/13/2008

Instrument ID: ICPTrace2
File Name: 080913A.
AnalRunID: IT080913-2A1
CalibRefID: IT080913-2A1

Comment	Field ID	Lab ID	DF	Date Analyzed	Time Analyzed
- Ca,P,S		0806128-7MS	1	9/13/2008	14:12
- Ca,P,S		0806128-7MSD	1	9/13/2008	14:14
- Ca,P,S		0806128-10	1	9/13/2008	14:16
		CCV8	1	9/13/2008	14:18
		CCB8	1	9/13/2008	14:22
- Ca,P,S		0806128-13	1	9/13/2008	14:24
		IP080909-2MB	1	9/13/2008	14:26
		IP080909-2LCS	1	9/13/2008	14:28
- Ca,K,P,S		0808227-1	1	9/13/2008	14:30
- K,P,S		0808227-2	1	9/13/2008	14:32
- Ca,P,S		0808227-3	1	9/13/2008	14:34
- Ca,P,S		0808227-3DUP	1	9/13/2008	14:36
- Ca,P,S		0808227-3SER	5	9/13/2008	14:38
- P,S		0808227-3MS	1	9/13/2008	14:40
- K,P,S		0808227-3MSD	1	9/13/2008	14:42
- K,P,S		0808227-4	1	9/13/2008	14:44
		CCV9	1	9/13/2008	14:52
		CCB9	1	9/13/2008	14:54
- P,S		0808227-5	1	9/13/2008	14:56
		EX080910-4MB	1	9/13/2008	14:58
		EX080910-4LCS	1	9/13/2008	15:00
		0809051-2	1	9/13/2008	15:02
		0809051-2DUP	1	9/13/2008	15:04
		0809051-2SER	5	9/13/2008	15:06
		0809051-2MS	1	9/13/2008	15:08
		0809051-2MSD	1	9/13/2008	15:10
- Ca,P,S		0806128-7A	1	9/13/2008	15:12
+ Ca,K,S		0808227-1	10	9/13/2008	15:14
		CCV10	1	9/13/2008	15:18
		CCB10	1	9/13/2008	15:20
+ K,P,S		0808227-2	10	9/13/2008	15:23
+ Ca,P,S		0808227-3	10	9/13/2008	15:25
+ Ca,S		0808227-3DUP	10	9/13/2008	15:27
+ Ca,P,S		0808227-3SER	50	9/13/2008	15:29
+ P,S		0808227-3MS	10	9/13/2008	15:31

Data Package ID: IT0809076-1

ICPTrace2 Run Log -- 9/13/2008

Instrument ID: ICPTrace2
File Name: 080913A.
AnalRunID: IT080913-2A1
CalibRefID: IT080913-2A1

Comment	Field ID	Lab ID	DF	Date Analyzed	Time Analyzed
+ K,P,S		0808227-3MSD	10	9/13/2008	15:32
+ K,P,S		0808227-4	10	9/13/2008	15:35
- Ca,P,S		0808227-3A	1	9/13/2008	15:37
		CCV11	1	9/13/2008	15:39
		CCB11	1	9/13/2008	15:41
		CRI3	1	9/13/2008	15:43
		ICSA3	1	9/13/2008	15:45
		ICSAB3	1	9/13/2008	15:48
		CCV12	1	9/13/2008	15:50
		CCB12	1	9/13/2008	15:52

Data Package ID: IT0809076-1

ICPTrace2 Run Log -- 9/13/2008

Instrument ID: ICPTrace2
File Name: 080913A.
AnalRunID: IT080913-2A1
CalibRefID: IT080913-2A1

Start Date: 9/13/2008
End Date: 9/13/2008

Lab ID	DF	Time	AG	AL	AS	B	BA	BE	BI	CA	CD	CO	CR	CU	FE	K	LI	MG	MN	MO	NA	NI	P	PB	S	SB	SE	SI	SN	SR	TH	TI	TL	U	V	ZN	ZR
ICV	1	10:59	X	X	X	X	X	X	X	X	X	X	X	X	X	X	X	X	X	X	X	X	X	X	X	X	X	X	X	X	X	X	X	X	X	X	X
ICB	1	11:04	X	X	X	X	X	X	X	X	X	X	X	X	X	X	X	X	X	X	X	X	X	X	X	X	X	X	X	X	X	X	X	X	X	X	X
CRI1	1	11:06	X	X	X	X	X	X	X	X	X	X	X	X	X	X	X	X	X	X	X	X	X	X	X	X	X	X	X	X	X	X	X	X	X	X	X
ICSA1	1	11:15	X	X	X	X	X	X	X	X	X	X	X	X	X	X	X	X	X	X	X	X	X	X	X	X	X	X	X	X	X	X	X	X	X	X	X
ICSAB1	1	11:20	X	X	X	X	X	X	X	X	X	X	X	X	X	X	X	X	X	X	X	X	X	X	X	X	X	X	X	X	X	X	X	X	X	X	X
CCV1	1	11:25	X	X	X	X	X	X	X	X	X	X	X	X	X	X	X	X	X	X	X	X	X	X	X	X	X	X	X	X	X	X	X	X	X	X	X
CCB1	1	11:27	X	X	X	X	X	X	X	X	X	X	X	X	X	X	X	X	X	X	X	X	X	X	X	X	X	X	X	X	X	X	X	X	X	X	X
0808179-2	1	11:29			X																																
0808179-6	1	11:31			X																																
0808169-11	1	11:33			X																																
0808102-9	1	11:35			X																																
0808102-9DUP	1	11:37			X																																
0808102-9SER	5	11:39			X																																
0808102-9MS	1	11:41			X																																
0808102-9MSD	1	11:43			X																																
0808102-16	1	11:45			X																																
0809004-1	10	11:46																			X																
CCV2	1	11:48	X	X	X	X	X	X	X	X	X	X	X	X	X	X	X	X	X	X	X	X	X	X	X	X	X	X	X	X	X	X	X	X	X	X	X
CCB2	1	11:51	X	X	X	X	X	X	X	X	X	X	X	X	X	X	X	X	X	X	X	X	X	X	X	X	X	X	X	X	X	X	X	X	X	X	X
0808119-5	5	11:53													X									X			X						X	X	X		
0808089-2	10	11:55								X																											
0808089-3	10	11:57								X						X																					
0808089-4	10	11:59														X																					
0808089-5	10	12:00								X						X																					
F080911-1MB	1	12:02	X	X	X	X	X	X	X	X	X	X	X	X	X	X	X	X	X	X	X	X	X	X	X	X	X	X	X	X	X	X	X	X	X	X	X

Data Package ID: IT0809076-1

Paragon Analytics
LIMS Version: 6.193A

Date Printed: Thursday, September 18, 2008

ICPTrace2 Run Log -- 9/13/2008

Instrument ID: ICPTrace2
File Name: 080913A.
AnalRunID: IT080913-2A1
CalibRefID: IT080913-2A1

Start Date: 9/13/2008
End Date: 9/13/2008

Lab ID	DF	Time	AG	AL	AS	B	BA	BE	BI	CA	CD	CO	CR	CU	FE	K	LI	MG	MN	MO	NA	NI	P	PB	S	SB	SE	SI	SN	SR	TH	TI	TL	U	V	ZN	ZR
0809060-1	1	12:04	X	X	X	X	X	X	X	X	X	X	X	X	X	X	X	X	X	X	X	X	X	X	X	X	X	X	X	X	X	X	X	X	X	X	X
0809060-2	1	12:06	X	X	X	X	X	X	X	X	X	X	X	X	X	X	X	X	X	X	X	X	X	X	X	X	X	X	X	X	X	X	X	X	X	X	X
0809060-3	1	12:08	X	X	X	X	X	X	X	X	X	X	X	X	X	X	X	X	X	X	X	X	X	X	X	X	X	X	X	X	X	X	X	X	X	X	X
0809060-4	1	12:10	X	X	X	X	X	X	X	X	X	X	X	X	X	X	X	X	X	X	X	X	X	X	X	X	X	X	X	X	X	X	X	X	X	X	X
CCV3	1	12:18	X	X	X	X	X	X	X	X	X	X	X	X	X	X	X	X	X	X	X	X	X	X	X	X	X	X	X	X	X	X	X	X	X	X	X
CCB3	1	12:22	X	X	X	X	X	X	X	X	X	X	X	X	X	X	X	X	X	X	X	X	X	X	X	X	X	X	X	X	X	X	X	X	X	X	X
0809060-6	1	12:24	X	X	X	X	X	X	X	X	X	X	X	X	X	X	X	X	X	X	X	X	X	X	X	X	X	X	X	X	X	X	X	X	X	X	X
0809060-7	1	12:26	X	X	X	X	X	X	X	X	X	X	X	X	X	X	X	X	X	X	X	X	X	X	X	X	X	X	X	X	X	X	X	X	X	X	X
0809060-8	1	12:28	X	X	X	X	X	X	X	X	X	X	X	X	X	X	X	X	X	X	X	X	X	X		X	X	X	X	X	X	X	X	X	X	X	X
F080912-1MB	1	12:30	X	X	X	X	X	X	X	X	X	X	X	X	X	X	X	X	X	X	X	X	X	X	X	X	X	X	X	X	X	X	X	X	X	X	X
0809076-1	1	12:32	X	X	X	X	X	X	X	X	X	X	X	X	X	X	X	X	X	X	X	X	X	X	X	X	X	X	X	X	X	X	X	X	X	X	X
0809076-2	1	12:34	X	X	X	X	X	X	X	X	X	X	X	X	X	X	X	X	X	X	X	X	X	X	X	X	X	X	X	X	X	X	X	X	X	X	X
0809076-3	1	12:36	X	X	X	X	X	X	X	X	X	X	X	X	X	X	X	X	X	X	X	X	X	X	X	X	X	X	X	X	X	X	X	X	X	X	X
0809076-4	1	12:38	X	X	X	X	X	X	X	X	X	X	X	X	X	X	X	X	X	X	X	X	X	X	X	X	X	X	X	X	X	X	X	X	X	X	X
0809076-5	1	12:40	X	X	X	X	X	X	X	X	X	X	X	X	X	X	X	X	X	X	X	X	X	X	X	X	X	X	X	X	X	X	X	X	X	X	X
0809076-6	1	12:42	X	X	X	X	X	X	X	X	X	X	X	X	X	X	X	X	X	X	X	X	X	X	X	X	X	X	X	X	X	X	X	X	X	X	X
CCV4	1	12:52	X	X	X	X	X	X	X	X	X	X	X	X	X	X	X	X	X	X	X	X	X	X	X	X	X	X	X	X	X	X	X	X	X	X	X
CCB4	1	12:54	X	X	X	X	X	X	X	X	X	X	X	X	X	X	X	X	X	X	X	X	X	X	X	X	X	X	X	X	X	X	X	X	X	X	X
0809076-7	1	12:56	X	X	X	X	X	X	X	X	X	X	X	X	X	X	X	X	X	X	X	X	X	X	X	X	X	X	X	X	X	X	X	X	X	X	X
0809076-8	1	12:58	X	X	X	X	X	X	X	X	X	X	X	X	X	X	X	X	X	X	X	X	X	X	X	X	X	X	X	X	X	X	X	X	X	X	X
0809076-9	1	13:00	X	X	X	X	X	X	X	X	X	X	X	X	X	X	X	X	X	X	X	X	X	X	X	X	X	X	X	X	X	X	X	X	X	X	X
0809076-10	1	13:02	X	X	X	X	X	X	X	X	X	X	X	X	X	X	X	X	X	X	X	X	X	X	X	X	X	X	X	X	X	X	X	X	X	X	X
0809076-11	1	13:04	X	X	X	X	X	X	X	X	X	X	X	X	X	X	X	X	X	X	X	X	X	X	X	X	X	X	X	X	X	X	X	X	X	X	X
0809076-11SER	5	13:06	X	X	X	X	X	X	X	X	X	X	X	X	X	X	X	X	X	X	X	X	X	X	X	X	X	X	X	X	X	X	X	X	X	X	X
0809076-11MS	1	13:08	X	X	X	X	X	X	X	X	X	X	X	X	X	X	X	X	X	X	X	X	X	X	X	X	X	X	X	X	X	X	X	X	X	X	X

Data Package ID: IT0809076-1

Paragon Analytics
LIMS Version: 6.193A

Date Printed: Thursday, September 18, 2008

ICPTrace2 Run Log -- 9/13/2008

Instrument ID: ICPTrace2
File Name: 080913A.
AnalRunID: IT080913-2A1
CalibRefID: IT080913-2A1

Start Date: 9/13/2008
End Date: 9/13/2008

Lab ID	DF	Time	AG	AL	AS	B	BA	BE	BI	CA	CD	CO	CR	CU	FE	K	LI	MG	MN	MO	NA	NI	P	PB	S	SB	SE	SI	SN	SR	TH	TI	TL	U	V	ZN	ZR
0809076-11MSD	1	13:10	X	X	X	X	X	X	X	X	X	X	X	X	X	X	X	X	X	X	X	X	X	X	X	X	X	X	X	X	X	X	X	X	X	X	X
CCV5	1	13:15	X	X	X	X	X	X	X	X	X	X	X	X	X	X	X	X	X	X	X	X	X	X	X	X	X	X	X	X	X	X	X	X	X	X	X
CCB5	1	13:17	X	X	X	X	X	X	X	X	X	X	X	X	X	X	X	X	X	X	X	X	X	X	X	X	X	X	X	X	X	X	X	X	X	X	X
CRI2	1	13:19	X	X	X	X	X	X	X	X	X	X	X	X	X	X	X	X	X	X	X	X	X	X	X	X	X	X	X	X	X	X	X	X	X	X	X
ICSA2	1	13:21	X	X	X	X	X	X	X	X	X	X	X	X	X	X	X	X	X	X	X	X	X	X	X	X	X	X	X	X	X	X	X	X	X	X	X
ICSAB2	1	13:24	X	X	X	X	X	X	X	X	X	X	X	X	X	X	X	X	X	X	X	X	X	X	X	X	X	X	X	X	X	X	X	X	X	X	X
CCV6	1	13:26	X	X	X	X	X	X	X	X	X	X	X	X	X	X	X	X	X	X	X	X	X	X	X	X	X	X	X	X	X	X	X	X	X	X	X
CCB6	1	13:28	X	X	X	X	X	X	X	X	X	X	X	X	X	X	X	X	X	X	X	X	X	X	X	X	X	X	X	X	X	X	X	X	X	X	X
CCV7	1	13:52	X	X	X	X	X	X	X	X	X	X	X	X	X	X	X	X	X	X	X	X	X	X	X	X	X	X	X	X	X	X	X	X	X	X	X
CCB7	1	13:57	X	X	X	X	X	X	X	X	X	X	X	X	X	X	X	X	X	X	X	X	X	X	X	X	X	X	X	X	X	X	X	X	X	X	X
IP080910-5MB	1	13:59	X	X	X	X	X	X	X	X	X	X	X	X	X	X	X	X	X	X	X	X	X	X	X	X	X	X	X	X	X	X	X	X	X	X	X
IP080910-5LCS	1	14:01	X	X	X	X	X	X	X	X	X	X	X	X	X	X	X	X	X	X	X	X	X	X	X	X	X	X	X	X	X	X	X	X	X	X	X
0806128-1	1	14:03	X	X	X	X	X	X	X		X	X	X	X	X	X	X	X	X	X	X	X		X		X	X	X		X	X	X	X	X	X	X	X
0806128-4	1	14:04	X	X	X	X	X	X	X		X	X	X	X	X	X	X	X	X	X	X	X		X		X	X	X		X	X	X	X	X	X	X	X
0806128-7	1	14:06	X	X	X	X	X	X	X		X	X	X	X	X	X	X	X	X	X	X	X		X		X	X	X	X	X	X	X	X	X	X	X	X
0806128-7DUP	1	14:08	X	X	X	X	X	X	X		X	X	X	X	X	X	X	X	X	X	X	X		X		X	X	X	X	X	X	X	X	X	X	X	X
0806128-7SER	5	14:10	X	X	X	X	X	X	X		X	X	X	X	X	X	X	X	X	X	X	X		X		X	X	X	X	X	X	X	X	X	X	X	X
0806128-7MS	1	14:12	X	X	X	X	X	X	X		X	X	X	X	X	X	X	X	X	X	X	X		X		X	X	X	X	X	X	X	X	X	X	X	X
0806128-7MSD	1	14:14	X	X	X	X	X	X	X		X	X	X	X	X	X	X	X	X	X	X	X		X		X	X	X	X	X	X	X	X	X	X	X	X
0806128-10	1	14:16	X	X	X	X	X	X	X		X	X	X	X	X	X	X	X	X	X	X	X		X		X	X	X	X	X	X	X	X	X	X	X	X
CCV8	1	14:18	X	X	X	X	X	X	X	X	X	X	X	X	X	X	X	X	X	X	X	X	X	X	X	X	X	X	X	X	X	X	X	X	X	X	X
CCB8	1	14:22	X	X	X	X	X	X	X	X	X	X	X	X	X	X	X	X	X	X	X	X	X	X	X	X	X	X	X	X	X	X	X	X	X	X	X
0806128-13	1	14:24	X	X	X	X	X	X	X		X	X	X	X	X	X	X	X	X	X	X	X		X		X	X	X	X	X	X	X	X	X	X	X	X
IP080909-2MB	1	14:26	X	X	X	X	X	X	X	X	X	X	X	X	X	X	X	X	X	X	X	X	X	X	X	X	X	X	X	X	X	X	X	X	X	X	X
IP080909-2LCS	1	14:28	X	X	X	X	X	X	X	X	X	X	X	X	X	X	X	X	X	X	X	X	X	X	X	X	X	X	X	X	X	X	X	X	X	X	X

Data Package ID: IT0809076-1

ICPTrace2 Run Log -- 9/13/2008

Instrument ID: ICPTrace2
File Name: 080913A.
AnalRunID: IT080913-2A1
CalibRefID: IT080913-2A1

Start Date: 9/13/2008
End Date: 9/13/2008

Lab ID	DF	Time	AG	AL	AS	B	BA	BE	BI	CA	CD	CO	CR	CU	FE	K	LI	MG	MN	MO	NA	NI	P	PB	S	SB	SE	SI	SN	SR	TH	TI	TL	U	V	ZN	ZR
0808227-1	1	14:30	X	X	X	X	X	X	X		X	X	X	X	X		X	X	X	X	X	X		X		X	X	X	X	X	X	X	X	X	X	X	X
0808227-2	1	14:32	X	X	X	X	X	X	X	X	X	X	X	X	X		X	X	X	X	X	X		X		X	X	X	X	X	X	X	X	X	X	X	X
0808227-3	1	14:34	X	X	X	X	X	X	X		X	X	X	X	X	X	X	X	X	X	X	X		X		X	X	X	X	X	X	X	X	X	X	X	X
0808227-3DUP	1	14:36	X	X	X	X	X	X	X		X	X	X	X	X	X	X	X	X	X	X	X		X		X	X	X	X	X	X	X	X	X	X	X	X
0808227-3SER	5	14:38	X	X	X	X	X	X	X		X	X	X	X	X	X	X	X	X	X	X	X		X		X	X	X	X	X	X	X	X	X	X	X	X
0808227-3MS	1	14:40	X	X	X	X	X	X	X	X	X	X	X	X	X	X	X	X	X	X	X	X		X		X	X	X	X	X	X	X	X	X	X	X	X
0808227-3MSD	1	14:42	X	X	X	X	X	X	X	X	X	X	X	X	X		X	X	X	X	X	X		X		X	X	X	X	X	X	X	X	X	X	X	X
0808227-4	1	14:44	X	X	X	X	X	X	X	X	X	X	X	X	X		X	X	X	X	X	X		X		X	X	X	X	X	X	X	X	X	X	X	X
CCV9	1	14:52	X	X	X	X	X	X	X	X	X	X	X	X	X	X	X	X	X	X	X	X	X	X	X	X	X	X	X	X	X	X	X	X	X	X	X
CCB9	1	14:54	X	X	X	X	X	X	X	X	X	X	X	X	X	X	X	X	X	X	X	X	X	X	X	X	X	X	X	X	X	X	X	X	X	X	X
0808227-5	1	14:56	X	X	X	X	X	X	X	X	X	X	X	X	X	X	X	X	X	X	X	X		X		X	X	X	X	X	X	X	X	X	X	X	X
EX080910-4MB	1	14:58	X	X	X	X	X	X	X	X	X	X	X	X	X	X	X	X	X	X	X	X	X	X	X	X	X	X	X	X	X	X	X	X	X	X	X
EX080910-4LCS	1	15:00	X	X	X	X	X	X	X	X	X	X	X	X	X	X	X	X	X	X	X	X	X	X	X	X	X	X	X	X	X	X	X	X	X	X	X
0809051-2	1	15:02	X	X	X	X	X	X	X	X	X	X	X	X	X	X	X	X	X	X	X	X	X	X	X	X	X	X	X	X	X	X	X	X	X	X	X
0809051-2DUP	1	15:04	X	X	X	X	X	X	X	X	X	X	X	X	X	X	X	X	X	X	X	X	X	X	X	X	X	X	X	X	X	X	X	X	X	X	X
0809051-2SER	5	15:06	X	X	X	X	X	X	X	X	X	X	X	X	X	X	X	X	X	X	X	X	X	X	X	X	X	X	X	X	X	X	X	X	X	X	X
0809051-2MS	1	15:08	X	X	X	X	X	X	X	X	X	X	X	X	X	X	X	X	X	X	X	X	X	X	X	X	X	X	X	X	X	X	X	X	X	X	X
0809051-2MSD	1	15:10	X	X	X	X	X	X	X	X	X	X	X	X	X	X	X	X	X	X	X	X	X	X	X	X	X	X	X	X	X	X	X	X	X	X	X
0806128-7A	1	15:12	X	X	X	X	X	X	X		X	X	X	X	X	X	X	X	X	X	X	X		X		X	X	X	X	X	X	X	X	X	X	X	X
0808227-1	10	15:14								X						X									X												
CCV10	1	15:18	X	X	X	X	X	X	X	X	X	X	X	X	X	X	X	X	X	X	X	X	X	X	X	X	X	X	X	X	X	X	X	X	X	X	X
CCB10	1	15:20	X	X	X	X	X	X	X	X	X	X	X	X	X	X	X	X	X	X	X	X	X	X	X	X	X	X	X	X	X	X	X	X	X	X	X
0808227-2	10	15:23														X							X		X												
0808227-3	10	15:25								X													X		X												
0808227-3DUP	10	15:27								X															X												

Data Package ID: IT0809076-1

Paragon Analytics
LIMS Version: 6.193A

Date Printed: Thursday, September 18, 2008

ICPTrace2 Run Log -- 9/13/2008

Instrument ID: ICPTrace2
File Name: 080913A.
AnalRunID: IT080913-2A1
CalibRefID: IT080913-2A1

Start Date: 9/13/2008
End Date: 9/13/2008

Lab ID	DF	Time	AG	AL	AS	B	BA	BE	BI	CA	CD	CO	CR	CU	FE	K	LI	MG	MN	MO	NA	NI	P	PB	S	SB	SE	SI	SN	SR	TH	TI	TL	U	V	ZN	ZR
0808227-3SER	50	15:29								X													X		X												
0808227-3MS	10	15:31																					X		X												
0808227-3MSD	10	15:32														X							X		X												
0808227-4	10	15:35														X							X		X												
0808227-3A	1	15:37	X	X	X	X	X	X	X		X	X	X	X	X	X	X	X	X	X	X	X		X		X	X	X	X	X	X	X	X	X	X	X	X
CCV11	1	15:39	X	X	X	X	X	X	X	X	X	X	X	X	X	X	X	X	X	X	X	X	X	X	X	X	X	X	X	X	X	X	X	X	X	X	X
CCB11	1	15:41	X	X	X	X	X	X	X	X	X	X	X	X	X	X	X	X	X	X	X	X	X	X	X	X	X	X	X	X	X	X	X	X	X	X	X
CRI3	1	15:43	X	X	X	X	X	X	X	X	X	X	X	X	X	X	X	X	X	X	X	X	X	X	X	X	X	X	X	X	X	X	X	X	X	X	X
ICSA3	1	15:45	X	X	X	X	X	X	X	X	X	X	X	X	X	X	X	X	X	X	X	X	X	X	X	X	X	X	X	X	X	X	X	X	X	X	X
ICSAB3	1	15:48	X	X	X	X	X	X	X	X	X	X	X	X	X	X	X	X	X	X	X	X	X	X	X	X	X	X	X	X	X	X	X	X	X	X	X
CCV12	1	15:50	X	X	X	X	X	X	X	X	X	X	X	X	X	X	X	X	X	X	X	X	X	X	X	X	X	X	X	X	X	X	X	X	X	X	X
CCB12	1	15:52	X	X	X	X	X	X	X	X	X	X	X	X	X	X	X	X	X	X	X	X	X	X	X	X	X	X	X	X	X	X	X	X	X	X	X

Data Package ID: IT0809076-1

Paragon Analytics
LIMS Version: 6.193A

Date Printed: Thursday, September 18, 2008

ICPMS Metals

Method SW6020A
Method Blank

Lab Name: **Paragon Analytics**
Work Order Number: 0809076
Client Name: URS
ClientProject ID: Prather Phase 1 Investigation

Lab ID: F080912-1MB

Sample Matrix: WATER
% Moisture: N/A
Date Collected: N/A
Date Extracted: 15-Sep-08
Date Analyzed: 15-Sep-08

Prep Batch: IP080915-21
QCBatchID: IP080915-21-2
Run ID: IM080915-1A2
Cleanup: NONE
Basis: N/A
File Name: 15SEP08A

Sample Aliquot: 50 g
Final Volume: 50 g
Result Units: UG/L
Clean DF: 1

CASNO	Target Analyte	DF	Result	Reporting Limit	MDL	Result Qualifier	EPA Qualifier
7440-38-2	ARSENIC	10	2	2	0.11	U	
7440-43-9	CADMIUM	10	0.3	0.3	0.042	U	
7439-92-1	LEAD	10	0.12	0.5	0.045	B	
7782-49-2	SELENIUM	10	0.15	1	0.11	B	
7440-22-4	SILVER	10	0.031	0.1	0.014	B	

Data Package ID: *IM0809076-1*

ICPMS Metals

Method SW6020A

Laboratory Control Sample

Lab Name: **Paragon Analytics**
Work Order Number: 0809076
Client Name: URS
ClientProject ID: Prather Phase 1 Investigation

Lab ID: IP080915-21LCS

Sample Matrix: WATER
% Moisture: N/A
Date Collected: N/A
Date Extracted: 09/15/2008
Date Analyzed: 09/15/2008
Prep Method: SW3005A

Prep Batch: IP080915-21
QCBatchID: IP080915-21-2
Run ID: IM080915-1A2
Cleanup: NONE
Basis: N/A
File Name: 15SEP08A

Sample Aliquot: 50 g
Final Volume: 50 g
Result Units: UG/L
Clean DF: 1

CASNO	Target Analyte	Spike Added	LCS Result	Reporting Limit	Result Qualifier	LCS % Rec.	Control Limits
7440-38-2	ARSENIC	40	40.7	2		102	80 - 120%
7782-49-2	SELENIUM	40	41.1	1		103	80 - 120%

Data Package ID: *IM0809076-1*

ICPMS Metals

Method SW6020A

Matrix Spike And Matrix Spike Duplicate

Lab Name: **Paragon Analytics**
Work Order Number: 0809076
Client Name: URS
ClientProject ID: Prather Phase 1 Investigation

Field ID: Ned Prather Stock Pond
LabID: 0809076-11MS

Sample Matrix: WATER
% Moisture: N/A
Date Collected: 10-Sep-08
Date Extracted: 15-Sep-08
Date Analyzed: 15-Sep-08
Prep Method: SW3005 Rev A

Prep Batch: IP080915-21
QCBatchID: IP080915-21-2
Run ID: IM080915-1A2
Cleanup: NONE
Basis: As Received

Sample Aliquot: 50 g
Final Volume: 50 g
Result Units: UG/L
File Name: 15SEP08A

CASNO	Target Analyte	Sample Result	Samp Qual	MS Result	MS Qual	Reporting Limit	Spike Added	MS % Rec.	Control Limits
7440-38-2	ARSENIC	2.1		42.9		2	40	102	75 - 125%
7440-43-9	CADMIUM	0.3	U	21.2		0.3	20	106	75 - 125%
7439-92-1	LEAD	0.072	B	108		0.5	100	108	75 - 125%
7782-49-2	SELENIUM	0.24	B	41.7		1	40	104	75 - 125%
7440-22-4	SILVER	0.028	B	21.8		0.1	20	109	75 - 125%

Field ID: Ned Prather Stock Pond
LabID: 0809076-11MSD

Sample Matrix: WATER
% Moisture: N/A
Date Collected: 10-Sep-08
Date Extracted: 15-Sep-08
Date Analyzed: 15-Sep-08
Prep Method: SW3005 Rev A

Prep Batch: IP080915-21
QCBatchID: IP080915-21-2
Run ID: IM080915-1A2
Cleanup: NONE
Basis: As Received

Sample Aliquot: 50 g
Final Volume: 50 g
Result Units: UG/L
File Name: 15SEP08A

CASNO	Target Analyte	MSD Result	MSD Qual	Spike Added	MSD % Rec.	Reporting Limit	RPD Limit	RPD
7440-38-2	ARSENIC	43.8		40	104	2	20	2
7440-43-9	CADMIUM	20.9		20	105	0.3	20	2
7439-92-1	LEAD	108		100	108	0.5	20	0
7782-49-2	SELENIUM	41.6		40	103	1	20	0
7440-22-4	SILVER	21.7		20	108	0.1	20	0

Data Package ID: *IM0809076-1*

ICPMS Metals

Method SW6020
Serial Dilution

Lab Name: **Paragon Analytics**
Work Order Number: 0809076
Client Name: URS
ClientProject ID: Prather Phase 1 Investigation

Field ID: Ned Prather Stock Pond
Lab ID: 0809076-11L

Run ID: IM080915-1A2
Date Analyzed: 15-Sep-08
Result Units: ug/l

CASNO	Target Analyte	Sample Result	Samp Qual	SD Result	SD Qual	EPA Qualifier	%D
7440-38-2	ARSENIC	0.209		0.222	B		
7440-43-9	CADMIUM	0.00384	U	0.0192	U		
7439-92-1	LEAD	0.00719	B	0.0305	B		
7782-49-2	SELENIUM	0.0236	B	0.118	U		
7440-22-4	SILVER	0.00284	B	0.0114	B		

Data Package ID: *IM0809076-1*

Prep Batch ID: IP080915-21

Start Date: 09/15/08
Start Time: 8:00
Prep Analyst: Ross Miller

End Date: 09/15/08
End Time: 21:00

Concentration Method: NONE
Extract Method: SW3005A
Initial Volume Units: g
Final Volume Units: g

Batch Created By: REM
Date Created: 09/16/08
Time Created: 12:19
Validated By: REM
Date Validated: 09/16/08
Time Validated: 12:52

Comments:

QC Batch ID: IP080915-21-2

Lab ID	QC Type	Field ID	Matrix	Date Collected	Initial Wt/Vol	Final Wt/Vol	Cleanup Method	Cleanup DF	Order Number
F080912-1	MB	XXXXXX	WATER	XXXXXX	50	50	NONE	1	0809076
IP080915-21	LCS	XXXXXX	WATER	XXXXXX	50	50	NONE	1	0809076
0809076-11	MS	Ned Prather Stock Po	WATER	9/10/2008	50	50	NONE	1	0809076
0809076-11	MSD	Ned Prather Stock Po	WATER	9/10/2008	50	50	NONE	1	0809076
0809076-1	SMP	Ned Prather Spring	WATER	9/10/2008	50	50	NONE	1	0809076
0809076-10	SMP	McKay Gulch	WATER	9/10/2008	50	50	NONE	1	0809076
0809076-11	SMP	Ned Prather Stock Po	WATER	9/10/2008	50	50	NONE	1	0809076
0809076-2	SMP	Ned Prather Spring (D	WATER	9/10/2008	50	50	NONE	1	0809076
0809076-3	SMP	Ned Prather Spring D	WATER	9/10/2008	50	50	NONE	1	0809076
0809076-4	SMP	Ned Prather Spring Ca	WATER	9/10/2008	50	50	NONE	1	0809076
0809076-5	SMP	Spring 2	WATER	9/10/2008	50	50	NONE	1	0809076
0809076-6	SMP	Spring 2 DS-100	WATER	9/10/2008	50	50	NONE	1	0809076
0809076-7	SMP	Ned Prather Stock Po	WATER	9/10/2008	50	50	NONE	1	0809076
0809076-8	SMP	Donna Stock Pond	WATER	9/10/2008	50	50	NONE	1	0809076
0809076-9	SMP	Dick Prather Cabin	WATER	9/10/2008	50	50	NONE	1	0809076

QC Types

CAR	Carrier reference sample	DUP	Laboratory Duplicate
LCS	Laboratory Control Sample	LCSD	Laboratory Control Sample Duplicat
MB	Method Blank	MS	Laboratory Matrix Spike
MSD	Laboratory Matrix Spike Duplicate	REP	Sample replicate
SMP	Field Sample	SYS	Sample Yield Spike

Prep Batch ID: IP080915-22

Start Date: 09/15/08
Start Time: 8:00
Prep Analyst: Ross Miller

End Date: 09/15/08
End Time: 21:00

Concentration Method: NONE
Extract Method: SW3005A
Initial Volume Units: ml
Final Volume Units: ml

Batch Created By: REM
Date Created: 09/16/08
Time Created: 12:18
Validated By: REM
Date Validated: 09/16/08
Time Validated: 12:47

Comments:

QC Batch ID: IP080915-22-2

Lab ID	QC Type	Field ID	Matrix	Date Collected	Initial Wt/Vol	Final Wt/Vol	Cleanup Method	Cleanup DF	Order Number
F080912-1	MB	XXXXXX	WATER	XXXXXX	5	5	NONE	1	0809076
0809076-11	MS	Ned Prather Stock Po	WATER	9/10/2008	5	5	NONE	1	0809076
0809076-11	MSD	Ned Prather Stock Po	WATER	9/10/2008	5	5	NONE	1	0809076
0809076-1	SMP	Ned Prather Spring	WATER	9/10/2008	5	5	NONE	1	0809076
0809076-10	SMP	McKay Gulch	WATER	9/10/2008	5	5	NONE	1	0809076
0809076-11	SMP	Ned Prather Stock Po	WATER	9/10/2008	5	5	NONE	1	0809076
0809076-2	SMP	Ned Prather Spring (D	WATER	9/10/2008	5	5	NONE	1	0809076
0809076-3	SMP	Ned Prather Spring D	WATER	9/10/2008	5	5	NONE	1	0809076
0809076-4	SMP	Ned Prather Spring Ca	WATER	9/10/2008	5	5	NONE	1	0809076
0809076-5	SMP	Spring 2	WATER	9/10/2008	5	5	NONE	1	0809076
0809076-6	SMP	Spring 2 DS-100	WATER	9/10/2008	5	5	NONE	1	0809076
0809076-7	SMP	Ned Prather Stock Po	WATER	9/10/2008	5	5	NONE	1	0809076
0809076-8	SMP	Donna Stock Pond	WATER	9/10/2008	5	5	NONE	1	0809076
0809076-9	SMP	Dick Prather Cabin	WATER	9/10/2008	5	5	NONE	1	0809076

QC Types

CAR	Carrier reference sample	DUP	Laboratory Duplicate
LCS	Laboratory Control Sample	LCSD	Laboratory Control Sample Duplicat
MB	Method Blank	MS	Laboratory Matrix Spike
MSD	Laboratory Matrix Spike Duplicate	REP	Sample replicate
SMP	Field Sample	SYS	Sample Yield Spike

ICPMS Metals

Method SW6020
Calibration Verifications

Lab Name: **Paragon Analytics**
Work Order Number: 0809076
Client Name: URS
ClientProject ID: Prather Phase 1 Investigation

Lab ID: ICV
QC Type: Initial Calibration
File Name: 15SEP08A

Run ID: IM080915-1A2
Date Analyzed: 09/15/2008
Time Analyzed: 13:24
Result Units: MG/L

CASNO	Target Analyte	Spike Added	Result	Reporting Limit	Result Qualifier	% Rec.	Control Limits
7440-38-2	ARSENIC	0.005	0.00525	0.0002		105	90 - 110%
7440-43-9	CADMIUM	0.0025	0.00255	0.00003		102	90 - 110%
7439-92-1	LEAD	0.0125	0.0131	0.00005		105	90 - 110%
7782-49-2	SELENIUM	0.005	0.0051	0.0001		102	90 - 110%
7440-22-4	SILVER	0.0025	0.00264	0.00001		106	90 - 110%

Data Package ID: *IM0809076-1*

ICPMS Metals

Method SW6020
Calibration Verifications

Lab Name: **Paragon Analytics**
Work Order Number: 0809076
Client Name: URS
ClientProject ID: Prather Phase 1 Investigation

Lab ID: CCV1
QC Type: Continuing Calibration
File Name: 15SEP08A

Run ID: IM080915-1A2
Date Analyzed: 09/15/2008
Time Analyzed: 14:09
Result Units: MG/L

CASNO	Target Analyte	Spike Added	Result	Reporting Limit	Result Qualifier	% Rec.	Control Limits
7440-38-2	ARSENIC	0.004	0.00412	0.0002		103	90 - 110%
7440-43-9	CADMIUM	0.002	0.00204	0.00003		102	90 - 110%
7439-92-1	LEAD	0.01	0.00995	0.00005		99	90 - 110%
7782-49-2	SELENIUM	0.004	0.00424	0.0001		106	90 - 110%
7440-22-4	SILVER	0.002	0.00202	0.00001		101	90 - 110%

Data Package ID: *IM0809076-1*

ICPMS Metals

Method SW6020
Calibration Verifications

Lab Name: **Paragon Analytics**
Work Order Number: 0809076
Client Name: URS
ClientProject ID: Prather Phase 1 Investigation

Lab ID: CCV2
QC Type: Continuing Calibration
File Name: 15SEP08A

Run ID: IM080915-1A2
Date Analyzed: 09/15/2008
Time Analyzed: 14:48
Result Units: MG/L

CASNO	Target Analyte	Spike Added	Result	Reporting Limit	Result Qualifier	% Rec.	Control Limits
7440-38-2	ARSENIC	0.004	0.00413	0.0002		103	90 - 110%
7440-43-9	CADMIUM	0.002	0.00203	0.00003		102	90 - 110%
7439-92-1	LEAD	0.01	0.00998	0.00005		100	90 - 110%
7782-49-2	SELENIUM	0.004	0.00422	0.0001		105	90 - 110%
7440-22-4	SILVER	0.002	0.00202	0.00001		101	90 - 110%

Data Package ID: *IM0809076-1*

ICPMS Metals

Method SW6020
Calibration Verifications

Lab Name: **Paragon Analytics**
Work Order Number: 0809076
Client Name: URS
ClientProject ID: Prather Phase 1 Investigation

Lab ID: CCV3
QC Type: Continuing Calibration
File Name: 15SEP08A

Run ID: IM080915-1A2
Date Analyzed: 09/15/2008
Time Analyzed: 15:15
Result Units: MG/L

CASNO	Target Analyte	Spike Added	Result	Reporting Limit	Result Qualifier	% Rec.	Control Limits
7440-38-2	ARSENIC	0.004	0.0041	0.0002		103	90 - 110%
7440-43-9	CADMIUM	0.002	0.00204	0.00003		102	90 - 110%
7439-92-1	LEAD	0.01	0.01	0.00005		100	90 - 110%
7782-49-2	SELENIUM	0.004	0.00428	0.0001		107	90 - 110%
7440-22-4	SILVER	0.002	0.00203	0.00001		101	90 - 110%

Data Package ID: *IM0809076-1*

ICPMS Metals

Method SW6020
Calibration Verifications

Lab Name: **Paragon Analytics**
Work Order Number: 0809076
Client Name: URS
ClientProject ID: Prather Phase 1 Investigation

Lab ID: CCV4
QC Type: Continuing Calibration
File Name: 15SEP08A

Run ID: IM080915-1A2
Date Analyzed: 09/15/2008
Time Analyzed: 16:46
Result Units: MG/L

CASNO	Target Analyte	Spike Added	Result	Reporting Limit	Result Qualifier	% Rec.	Control Limits
7440-38-2	ARSENIC	0.004	0.00405	0.0002		101	90 - 110%
7440-43-9	CADMIUM	0.002	0.00202	0.00003		101	90 - 110%
7439-92-1	LEAD	0.01	0.00996	0.00005		100	90 - 110%
7782-49-2	SELENIUM	0.004	0.00426	0.0001		107	90 - 110%
7440-22-4	SILVER	0.002	0.00203	0.00001		102	90 - 110%

Data Package ID: *IM0809076-1*

ICPMS Metals

Method SW6020
Calibration Verifications

Lab Name: **Paragon Analytics**
Work Order Number: 0809076
Client Name: URS
ClientProject ID: Prather Phase 1 Investigation

Lab ID: CCV5
QC Type: Continuing Calibration
File Name: 15SEP08A

Run ID: IM080915-1A2
Date Analyzed: 09/15/2008
Time Analyzed: 17:20
Result Units: MG/L

CASNO	Target Analyte	Spike Added	Result	Reporting Limit	Result Qualifier	% Rec.	Control Limits
7440-38-2	ARSENIC	0.004	0.00405	0.0002		101	90 - 110%
7440-43-9	CADMIUM	0.002	0.00203	0.00003		101	90 - 110%
7439-92-1	LEAD	0.01	0.0099	0.00005		99	90 - 110%
7782-49-2	SELENIUM	0.004	0.00428	0.0001		107	90 - 110%
7440-22-4	SILVER	0.002	0.00202	0.00001		101	90 - 110%

Data Package ID: *IM0809076-1*

ICPMS Metals

Method SW6020
Calibration Verifications

Lab Name: **Paragon Analytics**
Work Order Number: 0809076
Client Name: URS
ClientProject ID: Prather Phase 1 Investigation

Lab ID: CCV6
QC Type: Continuing Calibration
File Name: 15SEP08A

Run ID: IM080915-1A2
Date Analyzed: 09/15/2008
Time Analyzed: 17:43
Result Units: MG/L

CASNO	Target Analyte	Spike Added	Result	Reporting Limit	Result Qualifier	% Rec.	Control Limits
7440-38-2	ARSENIC	0.004	0.00401	0.0002		100	90 - 110%
7440-43-9	CADMIUM	0.002	0.00201	0.00003		101	90 - 110%
7439-92-1	LEAD	0.01	0.00986	0.00005		99	90 - 110%
7782-49-2	SELENIUM	0.004	0.00421	0.0001		105	90 - 110%
7440-22-4	SILVER	0.002	0.00205	0.00001		102	90 - 110%

Data Package ID: *IM0809076-1*

ICPMS Metals

Method SW6020
Calibration Blanks

Lab Name: **Paragon Analytics**
Work Order Number: 0809076
Client Name: URS
ClientProject ID: Prather Phase 1 Investigation

Lab ID: ICB
QC Type: Initial Calibration

Run ID: IM080915-1A2
Date Analyzed: 09/15/2008
Time Analyzed: 1:31:00 PM
Result Units: MG/L

CASNO	Target Analyte	Result	Reporting Limit	Result Qualifier
7440-38-2	ARSENIC	0.0000427	0.0002	B
7440-43-9	CADMIUM	0.0000069	0.00003	B
7439-92-1	LEAD	0.0000318	0.00005	B
7782-49-2	SELENIUM	0.0000267	0.0001	B
7440-22-4	SILVER	6.32E-06	0.00001	B

Data Package ID: *IM0809076-1*

ICPMS Metals

Method SW6020
Calibration Blanks

Lab Name: **Paragon Analytics**
Work Order Number: 0809076
Client Name: URS
ClientProject ID: Prather Phase 1 Investigation

Lab ID: CCB1
QC Type: Continuing Calibration

Run ID: IM080915-1A2
Date Analyzed: 09/15/2008
Time Analyzed: 2:15:00 PM
Result Units: MG/L

CASNO	Target Analyte	Result	Reporting Limit	Result Qualifier
7440-38-2	ARSENIC	0.0000305	0.0002	B
7440-43-9	CADMIUM	0.0000044	0.00003	B
7439-92-1	LEAD	0.0000145	0.00005	B
7782-49-2	SELENIUM	0.0001	0.0001	U
7440-22-4	SILVER	4.21E-06	0.00001	B

Data Package ID: *IM0809076-1*

ICPMS Metals

Method SW6020
Calibration Blanks

Lab Name: **Paragon Analytics**
Work Order Number: 0809076
Client Name: URS
ClientProject ID: Prather Phase 1 Investigation

Lab ID: CCB2
QC Type: Continuing Calibration

Run ID: IM080915-1A2
Date Analyzed: 09/15/2008
Time Analyzed: 2:51:00 PM
Result Units: MG/L

CASNO	Target Analyte	Result	Reporting Limit	Result Qualifier
7440-38-2	ARSENIC	0.0000279	0.0002	B
7440-43-9	CADMIUM	4.33E-06	0.00003	B
7439-92-1	LEAD	0.0000206	0.00005	B
7782-49-2	SELENIUM	0.0001	0.0001	U
7440-22-4	SILVER	4.17E-06	0.00001	B

Data Package ID: *IM0809076-1*

ICPMS Metals

Method SW6020
Calibration Blanks

Lab Name: **Paragon Analytics**
Work Order Number: 0809076
Client Name: URS
ClientProject ID: Prather Phase 1 Investigation

Lab ID: CCB3
QC Type: Continuing Calibration

Run ID: IM080915-1A2
Date Analyzed: 09/15/2008
Time Analyzed: 3:25:00 PM
Result Units: MG/L

CASNO	Target Analyte	Result	Reporting Limit	Result Qualifier
7440-38-2	ARSENIC	0.0002	0.0002	U
7440-43-9	CADMIUM	4.57E-06	0.00003	B
7439-92-1	LEAD	0.0000147	0.00005	B
7782-49-2	SELENIUM	0.0001	0.0001	U
7440-22-4	SILVER	0.0000038	0.00001	B

Data Package ID: *IM0809076-1*

ICPMS Metals

Method SW6020
Calibration Blanks

Lab Name: **Paragon Analytics**
Work Order Number: 0809076
Client Name: URS
ClientProject ID: Prather Phase 1 Investigation

Lab ID: CCB4
QC Type: Continuing Calibration

Run ID: IM080915-1A2
Date Analyzed: 09/15/2008
Time Analyzed: 4:49:00 PM
Result Units: MG/L

CASNO	Target Analyte	Result	Reporting Limit	Result Qualifier
7440-38-2	ARSENIC	0.0002	0.0002	U
7440-43-9	CADMIUM	6.05E-06	0.00003	B
7439-92-1	LEAD	0.000028	0.00005	B
7782-49-2	SELENIUM	0.0001	0.0001	U
7440-22-4	SILVER	5.01E-06	0.00001	B

Data Package ID: *IM0809076-1*

ICPMS Metals

Method SW6020
Calibration Blanks

Lab Name: **Paragon Analytics**
Work Order Number: 0809076
Client Name: URS
ClientProject ID: Prather Phase 1 Investigation

Lab ID: CCB5
QC Type: Continuing Calibration

Run ID: IM080915-1A2
Date Analyzed: 09/15/2008
Time Analyzed: 5:23:00 PM
Result Units: MG/L

CASNO	Target Analyte	Result	Reporting Limit	Result Qualifier
7440-38-2	ARSENIC	0.0000258	0.0002	B
7440-43-9	CADMIUM	6.85E-06	0.00003	B
7439-92-1	LEAD	0.000031	0.00005	B
7782-49-2	SELENIUM	0.0001	0.0001	U
7440-22-4	SILVER	5.64E-06	0.00001	B

Data Package ID: *IM0809076-1*

ICPMS Metals

Method SW6020
Calibration Blanks

Lab Name: **Paragon Analytics**
Work Order Number: 0809076
Client Name: URS
ClientProject ID: Prather Phase 1 Investigation

Lab ID: CCB6
QC Type: Continuing Calibration

Run ID: IM080915-1A2
Date Analyzed: 09/15/2008
Time Analyzed: 5:46:00 PM
Result Units: MG/L

CASNO	Target Analyte	Result	Reporting Limit	Result Qualifier
7440-38-2	ARSENIC	0.0000188	0.0002	B
7440-43-9	CADMIUM	8.34E-06	0.00003	B
7439-92-1	LEAD	0.0000351	0.00005	B
7782-49-2	SELENIUM	0.0001	0.0001	U
7440-22-4	SILVER	7.41E-06	0.00001	B

Data Package ID: *IM0809076-1*

ICPMS Metals

Method SW6020

ICP Interference Check Sample

Lab Name: **Paragon Analytics**
Work Order Number: 0809076
Client Name: URS
ClientProject ID: Prather Phase 1 Investigation

Run ID: IM080915-1A2
Date Analyzed: 09/15/2008
Result Units: MG/L

CASNO	Target Analyte	Spike Added		Results		% Rec.
		ICSA1	ICSAB1	ICSA1	ICSAB1	
7440-43-9	CADMIUM		0.002		0.00191	95
7439-92-1	LEAD		0.01		0.01040	104
7440-22-4	SILVER		0.002		0.00200	100

Data Package ID: *IM0809076-1*

ICPMS Metals

Method SW6020

ICP Interference Check Sample

Lab Name: **Paragon Analytics**
Work Order Number: 0809076
Client Name: URS
ClientProject ID: Prather Phase 1 Investigation

Run ID: IM080915-1A2
Date Analyzed: 09/15/2008
Result Units: MG/L

CASNO	Target Analyte	Spike Added		Results		% Rec.
		ICSA2	ICSAB2	ICSA2	ICSAB2	
7440-38-2	ARSENIC		0.004		0.00393	98
7782-49-2	SELENIUM		0.004		0.00403	101

Data Package ID: *IM0809076-1*

Metals Linear Ranges

Lab Name: **Paragon Analytics**
Work Order Number: 0809076
Client Name: URS
ClientProject ID: Prather Phase 1 Investigation

Instrument ID: ICPMS
Active Date: 07/26/2008
Expiration Date: 10/15/2008

CASNO	Target Analyte	Concentration (ppm)
7440-38-2	ARSENIC	0.02
7440-43-9	CADMIUM	0.01
7440-50-8	COPPER	0.01
7439-92-1	LEAD	0.05
7439-96-5	MANGANESE	0.05
7782-49-2	SELENIUM	0.02
7440-22-4	SILVER	0.01

ICPMS Run Log -- 9/15/2008

Instrument ID: ICPMS
File Name: 15SEP08A
AnalRunID: IM080915-1A1
CalibRefID: IM080915-1A1

Comment	Field ID	Lab ID	DF	Date Analyzed	Time Analyzed
		0		9/15/2008	12:49
		L/100 STDUP		9/15/2008	12:52
		L/20		9/15/2008	12:55
		L/10		9/15/2008	12:58
		LOW/2 STDUP		9/15/2008	13:01
		LOW		9/15/2008	13:04
		MID		9/15/2008	13:07
		HIGH/2 STDUP		9/15/2008	13:10
		HIGH		9/15/2008	13:14
		HIGH STDUP		9/15/2008	13:20
		ICV	1	9/15/2008	13:24
		ICB	1	9/15/2008	13:31
		CRI1	1	9/15/2008	13:36
- As,Se		ICSA1	1	9/15/2008	13:39
- As,Se		ICSAB1	1	9/15/2008	13:42
- As,Se		F080911-1MB	10	9/15/2008	13:45
- As,Se		F080912-1MB	10	9/15/2008	13:50
- As,Se		0809060-1	10	9/15/2008	13:53
- As,Se		0809060-2	10	9/15/2008	13:56
- As,Se		0809060-3	10	9/15/2008	13:59
- As,Se		0809060-4	10	9/15/2008	14:03
- As,Se		0809060-6	10	9/15/2008	14:06
		CCV1	1	9/15/2008	14:09
		CCB1	1	9/15/2008	14:15
- As,Se		0809060-7	10	9/15/2008	14:18
- As,Se		0809060-8	10	9/15/2008	14:21
- As,Se	Ned Prather Spring	0809076-1	10	9/15/2008	14:24
- As,Se	Ned Prather Spring (Dup)	0809076-2	10	9/15/2008	14:27
- As,Se	Ned Prather Spring DS-440	0809076-3	10	9/15/2008	14:30
- As,Se	Ned Prather Spring Cabin	0809076-4	10	9/15/2008	14:33
- As,Se	Spring 2	0809076-5	10	9/15/2008	14:36
- As,Se	Spring 2 DS-100	0809076-6	10	9/15/2008	14:39
- As,Se	Ned Prather Stock Pond	0809076-7	10	9/15/2008	14:42
- As,Se	Donna Stock Pond	0809076-8	10	9/15/2008	14:45
		CCV2	1	9/15/2008	14:48

Data Package ID: IM0809076-1

ICPMS Run Log -- 9/15/2008

Instrument ID: ICPMS
File Name: 15SEP08A
AnalRunID: IM080915-1A1
CalibRefID: IM080915-1A1

Comment	Field ID	Lab ID	DF	Date Analyzed	Time Analyzed
		CCB2	1	9/15/2008	14:51
- As,Se	Dick Prather Cabin	0809076-9	10	9/15/2008	14:56
- As,Se	McKay Gulch	0809076-10	10	9/15/2008	14:59
- As,Se	Ned Prather Stock Pond DS-50	0809076-11	10	9/15/2008	15:02
- As,Se	Ned Prather Stock Pond DS-50	0809076-11SER	50	9/15/2008	15:06
- As,Se	Ned Prather Stock Pond DS-50	0809076-11MS	10	9/15/2008	15:09
- As,Se	Ned Prather Stock Pond DS-50	0809076-11MSD	10	9/15/2008	15:12
		CCV3	1	9/15/2008	15:15
		CCB3	1	9/15/2008	15:25
Ag,Cadmiu,Lead		ICSA2	1	9/15/2008	15:31
Ag,Cadmiu,Lead		ICSAB2	1	9/15/2008	15:34
Ag,Cadmiu,Lead		F080911-1MB	10	9/15/2008	15:37
Ag,Cadmiu,Lead		F080912-1MB	10	9/15/2008	15:40
Ag,Cadmiu,Lead		IP080915-21LCS	10	9/15/2008	15:43
Ag,Cadmiu,Lead		0809060-1	10	9/15/2008	16:30
Ag,Cadmiu,Lead		0809060-2	10	9/15/2008	16:33
Ag,Cadmiu,Lead		0809060-3	10	9/15/2008	16:36
Ag,Cadmiu,Lead		0809060-4	10	9/15/2008	16:40
Ag,Cadmiu,Lead		0809060-6	10	9/15/2008	16:43
		CCV4	1	9/15/2008	16:46
		CCB4	1	9/15/2008	16:49
Ag,Cadmiu,Lead		0809060-7	10	9/15/2008	16:52
Ag,Cadmiu,Lead		0809060-8	10	9/15/2008	16:55
Ag,Cadmiu,Lead	Ned Prather Spring	0809076-1	10	9/15/2008	16:58
Ag,Cadmiu,Lead	Ned Prather Spring (Dup)	0809076-2	10	9/15/2008	17:00
Ag,Cadmiu,Lead	Ned Prather Spring DS-440	0809076-3	10	9/15/2008	17:03
Ag,Cadmiu,Lead	Ned Prather Spring Cabin	0809076-4	10	9/15/2008	17:06
Ag,Cadmiu,Lead	Spring 2	0809076-5	10	9/15/2008	17:09
Ag,Cadmiu,Lead	Spring 2 DS-100	0809076-6	10	9/15/2008	17:12
Ag,Cadmiu,Lead	Ned Prather Stock Pond	0809076-7	10	9/15/2008	17:14
Ag,Cadmiu,Lead	Donna Stock Pond	0809076-8	10	9/15/2008	17:17
		CCV5	1	9/15/2008	17:20
		CCB5	1	9/15/2008	17:23
Ag,Cadmiu,Lead	Dick Prather Cabin	0809076-9	10	9/15/2008	17:26
Ag,Cadmiu,Lead	McKay Gulch	0809076-10	10	9/15/2008	17:29

Data Package ID: IM0809076-1

ICPMS Run Log -- 9/15/2008

Instrument ID: ICPMS
File Name: 15SEP08A
AnalRunID: IM080915-1A1
CalibRefID: IM080915-1A1

Comment	Field ID	Lab ID	DF	Date Analyzed	Time Analyzed
Ag,Cadmiu,Lead	Ned Prather Stock Pond DS-50	0809076-11	10	9/15/2008	17:32
Ag,Cadmiu,Lead	Ned Prather Stock Pond DS-50	0809076-11SER	50	9/15/2008	17:35
Ag,Cadmiu,Lead	Ned Prather Stock Pond DS-50	0809076-11MS	10	9/15/2008	17:38
Ag,Cadmiu,Lead	Ned Prather Stock Pond DS-50	0809076-11MSD	10	9/15/2008	17:40
		CCV6	1	9/15/2008	17:43
		CCB6	1	9/15/2008	17:46

Data Package ID: IM0809076-1

ICPMS Run Log -- 9/15/2008

Instrument ID: ICPMS
File Name: 15SEP08A
AnalRunID: IM080915-1A1
CalibRefID: IM080915-1A1

Start Date: 9/15/2008
End Date: 9/15/2008

Lab ID	DF	Time	AG	AS	BI	CA	IN	LE	SE	AG	AG	AG	AG	AG	AG	AG	AG	AG	AG	AG	AG	AG	AG	AG	AG	AG	AG	AG	AG	AG	AG	AG	AG	AG	AG	AG	AG
L/100 STDUP		12:52	X	X	X	X	X	X	X																												
LOW/2 STDUP		13:01	X	X	X	X	X	X	X																												
HIGH/2 STDUP		13:10	X	X	X	X	X	X	X																												
HIGH STDUP		13:20	X	X	X	X	X	X	X																												
ICV	1	13:24	X	X	X	X	X	X	X																												
ICB	1	13:31	X	X	X	X	X	X	X																												
CRI1	1	13:36	X	X	X	X	X	X	X																												
ICSA1	1	13:39	X		X	X	X	X																													
ICSAB1	1	13:42	X		X	X	X	X																													
F080911-1MB	10	13:45	X		X	X	X	X																													
F080912-1MB	10	13:50	X		X	X	X	X																													
0809060-1	10	13:53	X		X	X	X	X																													
0809060-2	10	13:56	X		X	X	X	X																													
0809060-3	10	13:59	X		X	X	X	X																													
0809060-4	10	14:03	X		X	X	X	X																													
0809060-6	10	14:06	X		X	X	X	X																													
CCV1	1	14:09	X	X	X	X	X	X	X																												
CCB1	1	14:15	X	X	X	X	X	X	X																												
0809060-7	10	14:18	X		X	X	X	X																													
0809060-8	10	14:21	X		X	X	X	X																													
0809076-1	10	14:24	X		X	X	X	X																													
0809076-2	10	14:27	X		X	X	X	X																													
0809076-3	10	14:30	X		X	X	X	X																													
0809076-4	10	14:33	X		X	X	X	X																													
0809076-5	10	14:36	X		X	X	X	X																													

Data Package ID: IM0809076-1

Paragon Analytics
LIMS Version: 6.193A

Date Printed: Thursday, September 18, 2008

ICPMS Run Log -- 9/15/2008

Instrument ID: ICPMS
File Name: 15SEP08A
AnalRunID: IM080915-1A1
CalibRefID: IM080915-1A1

Start Date: 9/15/2008
End Date: 9/15/2008

Lab ID	DF	Time	AG	AS	BI	CA	IN	LE	SE	AG	AG	AG	AG	AG	AG	AG	AG	AG	AG	AG	AG	AG	AG	AG	AG	AG	AG	AG	AG	AG	AG	AG	AG	AG	AG	AG	AG
0809076-6	10	14:39	X		X	X	X	X																													
0809076-7	10	14:42	X		X	X	X	X																													
0809076-8	10	14:45	X		X	X	X	X																													
CCV2	1	14:48	X	X	X	X	X	X	X																												
CCB2	1	14:51	X	X	X	X	X	X	X																												
0809076-9	10	14:56	X		X	X	X	X																													
0809076-10	10	14:59	X		X	X	X	X																													
0809076-11	10	15:02	X		X	X	X	X																													
0809076-11SER	50	15:06	X		X	X	X	X																													
0809076-11MS	10	15:09	X		X	X	X	X																													
0809076-11MSD	10	15:12	X		X	X	X	X																													
CCV3	1	15:15	X	X	X	X	X	X	X																												
CCB3	1	15:25	X	X	X	X	X	X	X																												
ICSA2	1	15:31		X	X		X		X																												
ICSAB2	1	15:34		X	X		X		X																												
F080911-1MB	10	15:37		X	X		X		X																												
F080912-1MB	10	15:40		X	X		X		X																												
IP080915-21LCS	10	15:43		X	X		X		X																												
0809060-1	10	16:30		X	X		X		X																												
0809060-2	10	16:33		X	X		X		X																												
0809060-3	10	16:36		X	X		X		X																												
0809060-4	10	16:40		X	X		X		X																												
0809060-6	10	16:43		X	X		X		X																												
CCV4	1	16:46	X	X	X	X	X	X	X																												
CCB4	1	16:49	X	X	X	X	X	X	X																												

Data Package ID: IM0809076-1

Paragon Analytics
LIMS Version: 6.193A

Date Printed: Thursday, September 18, 2008

ICPMS Run Log -- 9/15/2008

Instrument ID: ICPMS
File Name: 15SEP08A
AnalRunID: IM080915-1A1
CalibRefID: IM080915-1A1

Start Date: 9/15/2008
End Date: 9/15/2008

Lab ID	DF	Time	AG	AS	BI	CA	IN	LE	SE	AG	AG	AG	AG	AG	AG	AG	AG	AG	AG	AG	AG	AG	AG	AG	AG	AG	AG	AG	AG	AG	AG	AG	AG	AG	AG	AG	AG
0809060-7	10	16:52		X	X		X		X																												
0809060-8	10	16:55		X	X		X		X																												
0809076-1	10	16:58		X	X		X		X																												
0809076-2	10	17:00		X	X		X		X																												
0809076-3	10	17:03		X	X		X		X																												
0809076-4	10	17:06		X	X		X		X																												
0809076-5	10	17:09		X	X		X		X																												
0809076-6	10	17:12		X	X		X		X																												
0809076-7	10	17:14		X	X		X		X																												
0809076-8	10	17:17		X	X		X		X																												
CCV5	1	17:20	X	X	X	X	X	X	X																												
CCB5	1	17:23	X	X	X	X	X	X	X																												
0809076-9	10	17:26		X	X		X		X																												
0809076-10	10	17:29		X	X		X		X																												
0809076-11	10	17:32		X	X		X		X																												
0809076-11SER	50	17:35		X	X		X		X																												
0809076-11MS	10	17:38		X	X		X		X																												
0809076-11MSD	10	17:40		X	X		X		X																												
CCV6	1	17:43	X	X	X	X	X	X	X																												
CCB6	1	17:46	X	X	X	X	X	X	X																												

Data Package ID: IM0809076-1

Paragon Analytics
LIMS Version: 6.193A

Date Printed: Thursday, September 18, 2008

Raw Data

HEADER INFROMATION FOR ANALYTICAL SEQUENCE 080913A

STANDARD SOLUTION CODES

Stock A (ST080626-1) Exp. 1-23-09

Element	ug/ml
Al, Ca, Mg	1000
Na, K	500
Fe	400
Li	10

Standard	Dilution	Procedure
A1	1/2 of Stock A	5ml of Stock A to 10ml final volume.
A2	1/10 of A1	1ml of Standard A1 up to a 10ml final volume.
A3	1/10 of A2	1ml of Standard A2 up to a 10ml final volume.

Stock B (ST080626-2) Exp. 12-31-08

Element	ug/ml
P, Si	100
B, Ba, Cr, Cu, Mn, Mo, Ni, Pb, Sn, Sr, Ti ,Zn	20
As, Cd, Co, Se, Tl, V	10
Ag, Sb	4
Be	2

Stock Ag- 1000 ug/ml (ST071101-9) Exp. 1-23-09
Stock Th – 1000 ug/ml (ST071101-10) Exp. 1-23-09

The following dilutions of Stock Ag and Stock Th are made to provide the daily calibration Standards.

Standard	Dilution	Procedure
B1	1/2 of Stock B 1/500 Ag and 1/500 Th	5ml of Stock B and 0.02ml of Stock Ag and Stock Th up to a 10ml final volume.
B2	1/10 of B1	1.0ml of Standard B1 up to a 10ml final volume.
B3	1/10 of B2	1.0ml of Standard B2 up to a 10ml final volume.

Stock C (ST0080626-3) Exp. 1-23-09

Element	ug/ml
S, U	100
Bi, Zr	10

Standard	Dilution	Procedure
C1	1/2 of Stock C	5ml of Stock C up to a 10ml final volume.
C2	1/10 of C1	1.0ml of Standard C1 up to a 10ml final volume.
C3	1/10 of C2	1.0ml of Standard C2 up to a 10ml final volume.

RL STD (Reporting Limit Standard) Intermediate.
(ST071101-8) Exp. 12-31-2008

Element	ug/ml
K, Na	500
Ca, Mg	200
Al, U	100
B, Fe, P, S, Si	50
Li, Mo, Sn, Sr, Ti	10
Sb	8
Ni, As, Bi, Se, Th, Tl, Zn, Zr	5
Pb	3
Ag, Ba, Co, Cr, Cu, Mn, V	2
Be, Cd	1

RL STD (working standard) made daily by diluting the intermediate above 1000 fold. This working standard had concentration levels at the normal Paragon reporting limits for all elements except Ca, Mg and Na, K which are at 0.2ppm and 0.5ppm, this is below the normal Paragon reporting limit.

Blank Solution

Double D.I. water, 3% HNO_3 and 5%HCl
Used for Std. Blank, ICB and CCB

CCV (ST080813-1) Exp. 1-10-10

Element	ug/ml
Al, Ca, Mg, K, Na	50
Fe	20
U, P, S, Si	5
B, Ba, Cr, Cu, Mn, Mo, Ni, Pb, Se, Sn, Zn, Zr	1
As, Be, Bi, Cd, Co, Li, Sb, Sr, Ti, Tl, V	0.5
Ag, Th	0.2

ICV (ST080813-1) Exp. 1-10-10
Prepared daily by diluting the CCV (described above) ½.
The 1/2 dilution is made by diluting 5ml of the CCV to a 10ml final volume.
The resulting concentrations are:

Element	ug/ml
Al, Ca, Mg, K, Na	25
Fe	10
U, P, S, Si	2.5
B, Ba, Cr, Cu, Mn, Mo, Ni, Pb, Se, Sn, Zn, Zr	0.5
As, Be, Bi, Cd, Co, Li, Sb, Sr, Ti, Tl, V	0.25
Ag, Th	0.1

CRI (ST080813-6) Exp. 1-10-10
Made By diluting
1.0ml of CRI Stock (ST080813-2) Exp. 1-10-10
to a 100ml final volume.

Element	ug/ml
Ca, Mg, K, Na	5.0
Al, Ba	0.4
B, Fe, U, P, S,V	0.2
Sb	0.12
Co, Si,, Sn	0.1
Ni	0.08
Cu, Bi, Zr	0.05
Zn	0.04
Mn	0.03
Ag, Cr, Li, Mo, Sr, Ti, Tl	0.02
Be, Cd, As, Se, Th, Pb	0.01

ICSA (ST080813-3) Exp. 9-13-09

Element	ug/ml
Ca, Mg, Al	250
Fe	100

ICSAB (ST080813-4) Exp. 1-23-09

Element	ug/ml
Ca, Mg, Al	250
Fe	100
U	10
B, Si, Li, Mo, Sn, Sr, Ti, Cd, Zn, Ni, Ag, P, S	1.0
Sb	0.6
Ba, Be, Co, V, Cr, Cu, Mn, Bi, Zr	0.5
Ag	0.2
As, Tl	0.1
Se, Pb, Th	0.05

Pipette ID Numbers

1.0ml to 5.0ml --- M-55
0.1ml to 1.0ml --- M-61
0.01ml to 0.1ml --- M-57

Acid Lot Numbers

HCl – G05039
HNO_3 – G04026

Inter Element Correction Information

The following table summarizes spectral interferences that have been identified and for which IEC's are used. If a sample contains a concentration of an interfering element that exceeds the upper analytical range, and an affected element is being determined, it is necessary to dilute the sample to bring the interfering element into analytical range.

Interfering Element (ug/ml)	Affected Element
Al (500)	Se, Pb
Mg (500)	Th, Zn
Fe (200)	Se, Tl, V, Pb, U
Si (50)	Zr
U (50)	Al, Cr, Cu, Bi, Pb, Mg, Se, Ag, Tl, Si
Ba (10)	Co
Cr (10)	Sb
Cu (10)	Bi
Mn (10)	Tl, Se
Mo (10)	Al, Si, Pb,, Sb
Ti (10)	Co, Bi, Si, Sn, Tl, Pb, Zr
As (5)	Cd
V (5)	Al, Be, Tl
Zr (5)	Ag

The following table lists element concentrations (ug/ml) that no significant spectral interferences have been observed.

Element	Concentration	Element	Concentration	Element	Concentration
K	500	Se	10		
Na	500	Pb	10	Li	5
Ca	500	Zn	10	Cd	5
P	50	Sr	10	Co	5
S	50	Sn	10	Ag	2
Ni	10	Bi	5	Sb	2
B	10	Tl	5	Be	1

2X – Dilution made by diluting 2.5ml of sample up to a 5ml final volume.
3X - Dilution made by diluting 2.0ml of sample up to a 6ml final volume.
4X - Dilution made by diluting 2.0ml of sample up to a 8ml final volume.
5X - Dilution made by diluting 1.0ml of sample to a 5ml final volume.
10X - Dilution made by diluting 0.5ml of sample to a 5ml final volume.
20X – Dilution made by diluting 0.25ml of sample to a 5ml final volume.
25X – Dilution made by diluting 0.2ml of sample to a 5ml final volume.
50X – Dilution made by diluting 0.1ml of sample to a 5ml final volume.
100X – Dilution made by diluting 0.05ml of sample to a 5ml final volume.
500X – Dilution made by diluting 0.02ml of sample to a 10ml final volume.
1000X – Dilution made by diluting a 10X dilution 100X.

Analytical Spikes

0809076-11MS/MSD – Spiked for all elements at Paragon standard by diluting 0.1ml of Cation spike(ST080818-5) and 0.1ml of Z spike(ST080818-4) up to a 5ml final volume with sample.

0806128-7 –Post spiked for Cr at 0.4ppm and Ni at 1ppm by diluting 0.2ml of Z spike(ST080818-4) up to a 5ml final volume with sample digestate.

0808227-3 – Post spiked for Ca, Mg, Na, K at 80ppm, Fe at 2.0ppm and Mn at 1.0ppm standard by diluting 0.1ml of Cation spike(ST080818-5) and 0.1ml of Z spike(ST080818-4) up to a 5ml final volume with sample.

Comments

1. Please see run log and work orders for elements of interest.

Daily Maintenance

1. Check/ Change Peristaltic pump tubing.
2. Check the torch for deposits, clean if necessary.
3. Check/ Empty drain water.

Daily Maintenance done by _____RF_____.

Monthly Maintenance

1. Check/Clean nebulizer and spray chamber.
2. Clean air filters
3. Check/Clean entrance slit.
4. Fill water recirculating reservoir.

Monthly maintenance done by: RF 9-2-08.

Major problems / adjustments / repairs recorded in the ICP Maintenance Log (3716).

ICPTrace2 Run Log -- 9/13/2008

Instrument ID: ICPTrace2
File Name: 080913A.
AnalRunID: IT080913-2A1
CalibRefID: IT080913-2A1

Comment	Inst Sample Name	Lab ID	DF	Date Analyzed	Time Analyzed
	MIXBHIGH	MIXBHIGH	1	9/13/2008	10:19
	MIXAHIGH	MIXAHIGH	1	9/13/2008	10:30
	MIXCHIGH	MIXCHIGH	1	9/13/2008	10:32
	ICV	ICV	1	9/13/2008	10:59
	ICB	ICB	1	9/13/2008	11:04
	CRI	CRI1	1	9/13/2008	11:06
	ICSA	ICSA1	1	9/13/2008	11:15
	ICSAB	ICSAB1	1	9/13/2008	11:20
	CCV	CCV1	1	9/13/2008	11:25
	CCB	CCB1	1	9/13/2008	11:27
+ As	0808179-2	0808179-2	1	9/13/2008	11:29
+ As	0808179-6	0808179-6	1	9/13/2008	11:31
+ As	0808169-11	0808169-11	1	9/13/2008	11:33
+ As	0808102-9	0808102-9	1	9/13/2008	11:35
+ As	0808102-9D	0808102-9DUP	1	9/13/2008	11:37
+ As	0808102-9L 5X	0808102-9SER	5	9/13/2008	11:39
+ As	0808102-9MS	0808102-9MS	1	9/13/2008	11:41
+ As	0808102-9MSD	0808102-9MSD	1	9/13/2008	11:43
+ As	0808102-16	0808102-16	1	9/13/2008	11:45
+ Na	0809004-1 10X	0809004-1	10	9/13/2008	11:46
	CCV	CCV2	1	9/13/2008	11:48
	CCB	CCB2	1	9/13/2008	11:51
+ Fe,Pb,Se,Tl,U,V	0808119-5 5X	0808119-5	5	9/13/2008	11:53
+ Ca	0808089-2 10X	0808089-2	10	9/13/2008	11:55
+ Ca,K	0808089-3 10X	0808089-3	10	9/13/2008	11:57
+ K	0808089-4 10X	0808089-4	10	9/13/2008	11:59
+ Ca,K	0808089-5 10X	0808089-5	10	9/13/2008	12:00
	F080911-1MB	F080911-1MB	1	9/13/2008	12:02
	0809060-1	0809060-1	1	9/13/2008	12:04
	0809060-2	0809060-2	1	9/13/2008	12:06
	0809060-3	0809060-3	1	9/13/2008	12:08
	0809060-4	0809060-4	1	9/13/2008	12:10
	CCV	CCV3	1	9/13/2008	12:18
	CCB	CCB3	1	9/13/2008	12:22
	0809060-6	0809060-6	1	9/13/2008	12:24

Data Package ID:

ICPTrace2 Run Log -- 9/13/2008

Instrument ID: ICPTrace2
File Name: 080913A.
AnalRunID: IT080913-2A1
CalibRefID: IT080913-2A1

Comment	Inst Sample Name	Lab ID	DF	Date Analyzed	Time Analyzed
	0809060-7	0809060-7	1	9/13/2008	12:26
- S	0809060-8	0809060-8	1	9/13/2008	12:28
	F080912-1MB	F080912-1MB	1	9/13/2008	12:30
	0809076-1	0809076-1	1	9/13/2008	12:32
	0809076-2	0809076-2	1	9/13/2008	12:34
	0809076-3	0809076-3	1	9/13/2008	12:36
	0809076-4	0809076-4	1	9/13/2008	12:38
	0809076-5	0809076-5	1	9/13/2008	12:40
	0809076-6	0809076-6	1	9/13/2008	12:42
	CCV	CCV4	1	9/13/2008	12:52
	CCB	CCB4	1	9/13/2008	12:54
	0809076-7	0809076-7	1	9/13/2008	12:56
	0809076-8	0809076-8	1	9/13/2008	12:58
	0809076-9	0809076-9	1	9/13/2008	13:00
	0809076-10	0809076-10	1	9/13/2008	13:02
	0809076-11	0809076-11	1	9/13/2008	13:04
	0809076-11L 5X	0809076-11SER	5	9/13/2008	13:06
	0809076-11MS	0809076-11MS	1	9/13/2008	13:08
	0809076-11MSD	0809076-11MSD	1	9/13/2008	13:10
	CCV	CCV5	1	9/13/2008	13:15
	CCB	CCB5	1	9/13/2008	13:17
	CRI	CRI2	1	9/13/2008	13:19
	ICSA	ICSA2	1	9/13/2008	13:21
	ICSAB	ICSAB2	1	9/13/2008	13:24
	CCV	CCV6	1	9/13/2008	13:26
	CCB	CCB6	1	9/13/2008	13:28
	CCV	CCV7	1	9/13/2008	13:52
	CCB	CCB7	1	9/13/2008	13:57
	IP080910-5MB	IP080910-5MB	1	9/13/2008	13:59
	IP080910-5LCS	IP080910-5LCS	1	9/13/2008	14:01
- Ca,P,S,Sn	0806128-1	0806128-1	1	9/13/2008	14:03
- Ca,P,S,Sn	0806128-4	0806128-4	1	9/13/2008	14:04
- Ca,P,S	0806128-7	0806128-7	1	9/13/2008	14:06
- Ca,P,S	0806128-7D	0806128-7DUP	1	9/13/2008	14:08
- Ca,P,S	0806128-7L 5X	0806128-7SER	5	9/13/2008	14:10

Data Package ID:

ICPTrace2 Run Log -- 9/13/2008

Instrument ID: ICPTrace2
File Name: 080913A.
AnalRunID: IT080913-2A1
CalibRefID: IT080913-2A1

Comment	Inst Sample Name	Lab ID	DF	Date Analyzed	Time Analyzed
- Ca,P,S	0806128-7MS	0806128-7MS	1	9/13/2008	14:12
- Ca,P,S	0806128-7MSD	0806128-7MSD	1	9/13/2008	14:14
- Ca,P,S	0806128-10	0806128-10	1	9/13/2008	14:16
	CCV	CCV8	1	9/13/2008	14:18
	CCB	CCB8	1	9/13/2008	14:22
- Ca,P,S	0806128-13	0806128-13	1	9/13/2008	14:24
	IP080909-2MB	IP080909-2MB	1	9/13/2008	14:26
	IP080909-2LCS	IP080909-2LCS	1	9/13/2008	14:28
- Ca,K,P,S	0808227-1	0808227-1	1	9/13/2008	14:30
- K,P,S	0808227-2	0808227-2	1	9/13/2008	14:32
- Ca,P,S	0808227-3	0808227-3	1	9/13/2008	14:34
- Ca,P,S	0808227-3D	0808227-3DUP	1	9/13/2008	14:36
- Ca,P,S	0808227-3L 5X	0808227-3SER	5	9/13/2008	14:38
- P,S	0808227-3MS	0808227-3MS	1	9/13/2008	14:40
- K,P,S	0808227-3MSD	0808227-3MSD	1	9/13/2008	14:42
- K,P,S	0808227-4	0808227-4	1	9/13/2008	14:44
	CCV	CCV9	1	9/13/2008	14:52
	CCB	CCB9	1	9/13/2008	14:54
- P,S	0808227-5	0808227-5	1	9/13/2008	14:56
	EX080910-4MB	EX080910-4MB	1	9/13/2008	14:58
	EX080910-4LCS	EX080910-4LCS	1	9/13/2008	15:00
	0809051-2	0809051-2	1	9/13/2008	15:02
	0809051-2D	0809051-2DUP	1	9/13/2008	15:04
	0809051-2L 5X	0809051-2SER	5	9/13/2008	15:06
	0809051-2MS	0809051-2MS	1	9/13/2008	15:08
	0809051-2MSD	0809051-2MSD	1	9/13/2008	15:10
- Ca,P,S	0806128-7A	0806128-7A	1	9/13/2008	15:12
+ Ca,K,S	0808227-1 10X	0808227-1	10	9/13/2008	15:14
	CCV	CCV10	1	9/13/2008	15:18
	CCB	CCB10	1	9/13/2008	15:20
+ K,P,S	0808227-2 10X	0808227-2	10	9/13/2008	15:23
+ Ca,P,S	0808227-3 10X	0808227-3	10	9/13/2008	15:25
+ Ca,S	0808227-3D 10X	0808227-3DUP	10	9/13/2008	15:27
+ Ca,P,S	0808227-3L 50X	0808227-3SER	50	9/13/2008	15:29
+ P,S	0808227-3MS 10X	0808227-3MS	10	9/13/2008	15:31

Data Package ID:

ICPTrace2 Run Log -- 9/13/2008

Instrument ID: ICPTrace2
File Name: 080913A.
AnalRunID: IT080913-2A1
CalibRefID: IT080913-2A1

Comment	Inst Sample Name	Lab ID	DF	Date Analyzed	Time Analyzed
+ K,P,S	0808227-3MSD 10X	0808227-3MSD	10	9/13/2008	15:32
+ K,P,S	0808227-4 10X	0808227-4	10	9/13/2008	15:35
- Ca,P,S	0808227-3A	0808227-3A	1	9/13/2008	15:37
	CCV	CCV11	1	9/13/2008	15:39
	CCB	CCB11	1	9/13/2008	15:41
	CRI	CRI3	1	9/13/2008	15:43
	ICSA	ICSA3	1	9/13/2008	15:45
	ICSAB	ICSAB3	1	9/13/2008	15:48
	CCV	CCV12	1	9/13/2008	15:50
	CCB	CCB12	1	9/13/2008	15:52

Data Package ID:

Sample Id1	Ag	Al	As	B	Ba	Be	Bi	Ca	Cd	Co	Cr	Cu
MIXBHIGH	1.96742	0.00292	4.91938	9.90464	H10.00375	0.97507	-0.00586	-0.02910	4.92734	4.93820	9.95950	9.76722
MIXAHIGH	-0.00153	H521.19421	-0.00485	0.00368	0.00071	0.00083	0.00265	H505.54018	-0.00059	0.00495	0.01173	L-0.01053
MIXCHIGH	L-0.01063	0.42835	-0.00051	0.01258	-0.00129	0.00410	4.93794	0.20774	-0.00057	0.00382	L-0.01784	-0.00839
ICV	0.09895	25.49120	0.25229	0.51605	0.50450	0.24973	0.26355	26.36014	0.25583	0.24968	0.51035	0.50394
ICB	-0.00008	-0.00181	0.00002	0.00133	-0.00045	-0.00007	0.00030	-0.00712	-0.00025	0.00004	-0.00112	-0.00063
CRI	0.01685	0.45218	0.01111	0.38204	0.37425	0.00933	0.04568	5.14070	0.00892	0.09130	0.01823	0.04334
ICSA	-0.00103	259.41154	0.00079	-0.00403	-0.00050	0.00074	0.00290	264.91391	-0.00028	0.00273	-0.00136	-0.00443
ICSAB	0.18656	259.54004	0.08582	0.97063	0.49283	0.44011	0.50830	249.58925	0.94192	0.45049	0.43011	0.50295
CCV	0.19780	51.06767	0.47734	1.02926	1.00206	0.48066	0.52232	51.21962	0.50038	0.48529	0.98544	1.00633
CCB	-0.00052	0.00722	0.00601	0.00265	-0.00042	0.00022	0.00184	-0.00226	-0.00045	-0.00036	-0.00053	-0.00042
0808179-2	0.00054	0.03747	0.00108	0.00471	0.00019	0.00011	0.00149	0.08523	-0.00031	0.00010	0.00013	-0.00048
0808179-6	0.00029	4.80922	0.00354	0.35372	0.14003	0.00051	0.00478	72.60463	0.00057	0.00170	0.00407	0.00657
0808169-11	0.00022	0.04537	0.00272	0.00832	-0.00007	0.00016	-0.00082	0.09444	-0.00053	-0.00048	-0.00026	-0.00110
0808102-9	-0.00137	78.78929	0.02684	0.04104	1.21070	0.00615	0.00956	120.25150	0.00142	0.02831	0.04599	0.09534
0808102-9D	-0.00184	76.06124	0.02437	0.03993	1.16503	0.00612	0.00614	116.45842	0.00169	0.02741	0.03630	0.09363
0808102-9L 5X	-0.00038	15.55446	0.00806	0.00700	0.24673	0.00129	0.00144	24.08047	0.00008	0.00576	0.00841	0.01733
0808102-9MS	0.08430	105.24121	1.70244	0.89207	3.08907	0.05005	0.00386	104.62800	0.04564	0.45593	0.21860	0.32192
0808102-9MSD	0.08562	111.13762	1.74164	0.91547	3.39852	0.05118	0.00980	113.36636	0.04682	0.46438	0.22625	0.33452
0808102-16	-0.00174	86.16706	0.02648	0.04912	1.45363	0.00639	0.00498	89.72915	0.00137	0.02735	0.03503	0.07937
0809004-1 10X	-0.00059	0.49643	0.00595	0.01941	0.01005	0.00015	0.00304	0.88782	0.00005	-0.00036	-0.00012	-0.00031
CCV	0.19202	49.78571	0.47193	0.99292	0.98864	0.45985	0.50871	49.25792	0.48451	0.46697	0.95242	0.97879
CCB	-0.00033	0.01065	0.00102	0.00183	-0.00042	0.00005	-0.00340	-0.00430	-0.00031	-0.00045	-0.00111	-0.00078
0808119-5 5X	0.00084	41.96500	0.02760	0.00798	0.32396	0.00242	0.00889	6.57431	0.00041	0.02473	0.05600	0.03397
0808089-2 10X	-0.00012	0.00142	-0.00039	-0.00073	0.03197	0.00033	0.00115	94.65763	-0.00009	0.00138	0.00056	0.00804
0808089-3 10X	-0.00035	0.00861	0.00260	-0.00010	0.02904	0.00038	-0.00136	157.95469	0.00003	0.00052	0.00176	0.00500
0808089-4 10X	0.00031	0.00291	0.00589	-0.00073	0.02767	0.00030	0.00017	35.00424	-0.00009	0.00014	0.00050	0.00364
0808089-5 10X	0.00009	0.00992	0.00061	-0.00153	0.02923	0.00033	0.00317	87.52123	0.00000	-0.00007	0.00114	0.00197
F080911-1MB	-0.00048	0.00021	-0.00009	-0.00393	-0.00071	0.00022	0.00267	-0.01453	-0.00034	0.00044	-0.00073	-0.00078
0809060-1	-0.00099	0.00602	0.02126	0.04485	0.06989	0.00040	0.00031	54.90265	-0.00046	0.00060	0.01346	0.00052
0809060-2	0.00063	0.02050	-0.00362	0.02433	0.05741	0.00035	0.00373	57.87935	-0.00045	0.00055	0.00053	-0.00011
0809060-3	-0.00030	0.02130	0.04286	0.05829	0.06971	0.00038	0.00331	50.49551	-0.00023	0.00091	0.00298	0.00036
0809060-4	-0.00032	0.04352	0.00172	0.02343	0.05220	0.00036	0.00421	56.12086	-0.00055	0.00014	0.00024	-0.00021
CCV	0.18532	48.18130	0.45880	0.97849	0.96617	0.46442	0.48604	50.29693	0.48659	0.46833	0.96314	0.93756
CCB	-0.00175	0.02441	-0.00068	-0.00131	-0.00071	0.00020	-0.00250	-0.00750	-0.00058	-0.00172	-0.00209	-0.00007
0809060-6	-0.00148	0.07389	0.02015	0.07263	0.12023	0.00067	0.00129	46.35053	-0.00054	-0.00016	-0.00062	0.00430
0809060-7	-0.00013	0.01921	-0.00268	0.07448	0.18023	0.00066	0.00066	124.34212	-0.00022	0.00097	-0.00043	0.00215
0809060-8	-0.00037	0.01630	0.03165	0.06106	0.11439	0.00085	0.00297	114.14648	-0.00001	0.00085	0.00117	0.00423
F080912-1MB	-0.00052	0.01370	0.00114	-0.00237	-0.00063	0.00053	0.00589	0.16121	-0.00058	0.00016	-0.00059	0.00085
0809076-1	-0.00019	0.01602	-0.00414	0.03845	0.07847	0.00062	-0.00087	90.61921	-0.00046	0.00123	0.00008	0.00147
0809076-2	-0.00062	0.01884	-0.00485	0.03727	0.07784	0.00058	0.00435	90.18590	-0.00043	0.00114	-0.00044	0.00111
0809076-3	0.00018	0.02398	-0.00068	0.03481	0.07543	0.00052	0.00575	83.90597	-0.00044	0.00077	-0.00050	0.00141
0809076-4	0.00023	0.03391	-0.00191	0.03420	0.09417	0.00054	-0.00081	42.10871	-0.00036	0.00051	-0.00079	0.00294
0809076-5	-0.00095	0.02290	-0.00279	0.27229	0.66017	0.00068	0.00379	220.05948	-0.00055	0.00118	-0.00023	0.00064
0809076-6	0.00038	0.02947	0.00043	0.07459	0.22745	0.00056	0.00135	136.71096	-0.00048	0.00079	0.00013	0.00059
CCV	0.18588	48.41352	0.48614	0.98700	0.98107	0.48588	0.48819	51.55001	0.49401	0.49871	0.98221	0.98236
CCB	-0.00109	0.04864	0.00109	0.00067	-0.00055	0.00062	-0.00249	-0.01249	-0.00046	-0.00126	-0.00110	0.00021
0809076-7	-0.00059	0.03341	0.00458	0.07216	0.14405	0.00082	0.00296	71.63967	-0.00032	0.00040	-0.00041	0.00207
0809076-8	-0.00057	0.02091	-0.00625	0.03573	0.12239	0.00082	0.00484	92.95794	-0.00037	0.00063	-0.00004	0.00256
0809076-9	-0.00061	0.01654	0.00165	0.03209	0.09799	0.00081	0.00358	85.84973	-0.00001	0.00005	-0.00021	0.00212
0809076-10	0.00037	0.02583	-0.00184	0.03325	0.11762	0.00083	0.00066	92.41872	-0.00017	0.00108	-0.00010	0.00244

Sample Id1	Ag	Al	As	B	Ba	Be	Bi	Ca	Cd	Co	Cr	Cu
0809076-11	-0.00076	0.02787	-0.00288	0.04701	0.13696	0.00083	0.00456	99.38309	-0.00061	0.00026	-0.00097	0.00212
0809076-11L 5X	-0.00033	0.02272	0.00012	0.00642	0.02658	0.00062	0.00170	18.93359	-0.00046	-0.00041	-0.00075	0.00119
0809076-11MS	0.00003	2.08401	2.10574	1.10023	2.18246	0.04996	0.00338	139.12859	0.05128	0.50759	0.19801	0.25921
0809076-11MSD	-0.00021	2.04991	2.08714	1.08906	2.15481	0.04969	0.00232	138.32586	0.05082	0.50500	0.19630	0.25542
CCV	0.17930	46.26061	0.46031	0.93614	0.94319	0.45570	0.46536	48.23665	0.46853	0.46904	0.92683	0.94248
CCB	-0.00044	0.05029	0.00165	0.00244	-0.00036	0.00041	0.00142	-0.00967	-0.00017	-0.00042	-0.00054	-0.00034
CRI	0.01551	0.50820	0.01180	0.38101	0.38282	0.00966	0.04324	5.06225	0.00900	0.09346	0.01733	0.04439
ICSA	-0.00043	243.64108	0.00495	-0.00174	-0.00042	0.00102	0.00429	255.07018	-0.00028	0.00324	-0.00167	-0.00426
ICSAB	0.18062	246.66813	0.09422	0.94321	0.48652	0.43626	0.49459	245.41016	0.91903	0.46357	0.42731	0.49970
CCV	0.18727	48.58990	0.46786	0.97501	0.98579	0.45580	0.49877	47.75787	0.47195	0.47547	0.92813	1.00176
CCB	-0.00019	0.03286	0.00477	0.00270	-0.00032	0.00042	0.00421	-0.00929	-0.00001	-0.00048	-0.00037	0.00119
CCV	0.18035	47.92318	0.48136	0.95882	0.97941	0.47994	0.47145	47.11200	0.47902	0.46583	0.94132	0.95163
CCB	0.00017	-0.05692	0.00531	0.00057	-0.00034	0.00023	0.00177	-0.01428	0.00000	-0.00032	-0.00053	0.00076
IP080910-5MB	0.00069	-0.06455	-0.00150	0.00244	-0.00034	-0.00006	0.00191	0.01015	0.00019	-0.00129	0.00014	0.00010
IP080910-5LCS	0.00026	1.78745	1.78846	0.87751	2.01546	0.04692	0.00058	-0.00123	0.04662	0.45435	0.18951	0.25056
0806128-1	0.00028	0.65073	L-0.01440	0.00914	0.29236	0.00027	-0.00082	H1214.04759	0.00394	0.00315	0.01325	0.10976
0806128-4	0.00121	0.99513	L-0.01651	0.01067	0.47458	0.00029	-0.00304	H1604.78827	0.00568	0.00355	0.01671	0.17044
0806128-7	-0.00037	0.82588	L-0.01529	0.00738	0.44689	0.00037	-0.00434	H1376.17271	0.00521	0.00349	0.01294	0.13939
0806128-7D	-0.00036	0.78864	L-0.01202	0.00584	0.41418	0.00035	-0.00546	H1383.21513	0.00573	0.00429	0.01339	0.13319
0806128-7L 5X	0.00043	0.14644	0.00935	0.00035	0.09978	0.00031	0.00035	296.21231	0.00124	0.00117	0.00248	0.03053
0806128-7MS	-0.00026	2.57960	1.69970	0.78798	2.15745	0.04338	-0.00380	H1018.95081	0.04729	0.39063	0.17023	0.37343
0806128-7MSD	-0.00045	2.66124	1.74112	0.80477	2.25962	0.04396	-0.00344	H1275.23492	0.04948	0.39745	0.17503	0.38193
0806128-10	0.00043	1.65019	L-0.01504	0.01179	0.40324	0.00034	-0.00179	H1494.95798	0.00605	0.00594	0.01628	0.11704
CCV	0.19172	51.40636	0.51553	1.00061	1.02680	0.50358	0.49869	49.03768	0.50681	0.48815	0.98956	1.00997
CCB	0.00050	-0.03688	0.00973	-0.00010	-0.00041	0.00021	-0.00033	-0.01249	-0.00020	-0.00012	-0.00040	-0.00022
0806128-13	-0.00019	1.81704	-0.00220	0.00936	0.36398	0.00029	-0.00630	H950.10229	0.00719	0.00594	0.01077	0.13363
IP080909-2MB	-0.00067	-0.02580	0.01390	-0.00110	-0.00059	0.00010	0.00435	0.05364	-0.00054	0.00007	0.00078	-0.00061
IP080909-2LCS	0.08450	1.75643	1.80869	0.86921	1.91183	0.04658	0.00518	0.00529	0.04588	0.44576	0.18626	0.23193
0808227-1	-0.00012	-0.02539	L-0.01164	0.00545	0.12014	-0.00002	-0.00272	H517.31709	0.00061	0.00137	0.00863	0.02657
0808227-2	-0.00005	-0.01217	L-0.02280	0.00473	0.11558	0.00000	-0.00243	269.01226	0.00056	0.00227	0.00662	0.02968
0808227-3	-0.00066	0.09135	L-0.02235	0.00185	0.24518	0.00016	-0.00813	H641.96835	0.00055	0.00292	0.00844	0.04551
0808227-3D	-0.00074	0.05965	L-0.01478	0.00138	0.28435	0.00045	-0.00296	H786.96776	0.00045	0.00418	0.01183	0.06386
0808227-3L 5X	-0.00042	-0.02767	0.00479	-0.00141	0.05350	0.00037	-0.00045	131.39914	0.00010	0.00008	0.00126	0.01094
0808227-3MS	0.08332	1.96042	1.83542	0.85048	2.02525	0.04779	-0.00547	105.27412	0.04419	0.42979	0.18441	0.32996
0808227-3MSD	0.08472	1.91079	1.85040	0.84997	2.05809	0.04835	-0.00387	195.52348	0.04534	0.43668	0.18886	0.31822
0808227-4	-0.00030	-0.02729	L-0.01677	0.00730	0.28123	0.00020	-0.00041	464.56232	0.00057	0.00124	0.00738	0.03598
CCV	0.18683	47.74558	0.47988	0.94695	0.96989	0.47510	0.46785	46.28516	0.47475	0.46018	0.93648	0.94325
CCB	-0.00020	-0.03557	0.00633	0.00308	-0.00040	0.00030	0.00149	-0.01095	0.00000	-0.00064	-0.00106	-0.00039
0808227-5	0.00027	-0.03467	L-0.02665	0.00364	0.00063	-0.00025	-0.00336	4.23543	0.00028	0.00043	0.00369	0.02268
EX080910-4MB	-0.00061	-0.04575	0.00319	0.02733	0.02073	0.00019	0.00295	-0.01645	0.00002	0.00000	-0.00042	0.00027
EX080910-4LCS	0.09422	1.94617	1.93879	0.97024	2.01979	0.04758	0.00273	-0.02170	0.04843	0.46645	0.19115	0.24579
0809051-2	-0.00061	0.20270	0.00197	0.00275	0.01641	0.00033	0.00186	11.96726	-0.00006	0.00009	0.00142	0.18005
0809051-2D	-0.00039	0.20253	0.00062	0.00146	0.01646	0.00038	0.00298	12.02007	-0.00011	0.00025	0.00139	0.18290
0809051-2L 5X	0.00007	-0.01301	0.00107	-0.00189	0.00304	0.00034	0.00084	2.45187	-0.00028	-0.00022	-0.00046	0.03709
0809051-2MS	0.09711	2.26240	1.98507	0.96351	2.06567	0.04875	-0.00203	12.10463	0.04908	0.47463	0.19426	0.44131
0809051-2MSD	0.09798	2.26872	1.98825	0.96825	2.06564	0.04874	0.00175	12.09540	0.04938	0.47628	0.19494	0.44334
0806128-7A	-0.00039	3.81620	2.90063	1.39686	3.61410	0.07278	-0.00461	H1301.88072	0.07721	0.66531	0.28343	0.54852
0808227-1 10X	0.00009	-0.05489	0.00537	0.00498	0.01416	0.00043	-0.00011	59.34860	-0.00006	-0.00020	0.00046	0.00432
CCV	0.19636	50.92480	0.49307	0.98849	1.02224	0.48191	0.49861	46.69793	0.48677	0.46976	0.95050	1.01083
CCB	-0.00008	-0.03722	0.00428	0.00258	-0.00034	0.00039	0.00016	-0.01121	-0.00018	-0.00035	-0.00101	0.00005

Sample Id1	Ag	Al	As	B	Ba	Be	Bi	Ca	Cd	Co	Cr	Cu
0808227-2 10X	0.00041	-0.05777	0.00069	0.00063	0.01180	0.00014	0.00115	27.59594	-0.00002	0.00031	0.00025	0.00344
0808227-3 10X	0.00029	-0.03755	0.00434	0.00057	0.02437	0.00030	-0.00115	60.39247	-0.00020	0.00036	0.00011	0.00414
0808227-3D 10X	-0.00016	-0.03793	-0.00105	-0.00113	0.02793	0.00031	-0.00080	71.12127	-0.00029	-0.00008	0.00002	0.00585
0808227-3L 50X	-0.00031	-0.03176	0.00543	-0.00147	0.00447	0.00021	0.00184	11.86567	-0.00039	-0.00015	-0.00066	0.00054
0808227-3MS 10X	0.00844	0.15507	0.19305	0.09125	0.20458	0.00509	0.00400	11.34680	0.00483	0.04661	0.01949	0.03189
0808227-3MSD 10X	0.00963	0.15318	0.20371	0.09449	0.21295	0.00520	0.00198	20.26309	0.00466	0.04778	0.01979	0.03205
0808227-4 10X	-0.00043	-0.05768	0.00383	-0.00052	0.02947	0.00038	0.00094	46.29470	0.00002	-0.00050	-0.00015	0.00426
0808227-3A	0.00025	3.26542	3.16511	1.51313	3.61075	0.07996	-0.00101	H656.00358	0.07799	0.72898	0.30495	0.47283
CCV	0.20388	53.14976	0.51161	1.02964	1.05932	0.50090	0.50819	48.91675	0.50895	0.48711	0.98855	1.04907
CCB	-0.00042	-0.03872	0.00633	0.00336	-0.00043	0.00034	0.00226	-0.00865	-0.00028	-0.00038	-0.00094	0.00055
CRI	0.01371	0.44696	0.00890	0.38172	0.40352	0.00957	0.03640	4.81740	0.00855	0.08814	0.01523	0.04432
ICSA	-0.00050	270.80079	-0.00021	-0.00175	-0.00050	0.00088	0.00360	247.91507	-0.00028	0.00298	-0.00092	-0.00311
ICSAB	0.19692	271.80150	0.09876	1.00190	0.52815	0.47633	0.50908	247.15540	0.98190	0.47290	0.45104	0.53322
CCV	0.19897	51.31647	0.49977	1.00743	1.02779	0.49813	0.49856	48.54849	0.49934	0.48524	0.98107	1.01535
CCB	-0.00005	-0.04094	0.00447	0.00130	-0.00034	0.00027	0.00261	-0.01888	-0.00030	-0.00016	-0.00084	0.00026

Sample Id1	Fe	K	Li	Mg	Mn	Mo	Na	Ni	P	Pb	Pb I	Pb II
MIXBHIGH	-0.02946	0.24358	0.00417	-0.03631	9.83775	9.86587	0.16012	9.90561	H53.01704	9.81222	9.88592	9.77542
MIXAHIGH	H200.92760	H260.95480	H5.18132	510.97304	0.00612	-0.00287	258.71721	0.00105	0.02085	0.00351	L-0.03294	0.02171
MIXCHIGH	0.06415	0.37479	0.00680	-0.25097	0.00465	-0.00069	0.25033	-0.00132	0.02636	-0.00548	0.00565	L-0.01104
ICV	10.69622	24.92404	0.24010	24.91382	0.49978	0.49921	24.84775	0.51171	2.37249	0.50894	0.50753	0.50965
ICB	-0.00207	-0.01225	0.00325	-0.02388	-0.00052	-0.00130	0.10770	-0.00041	-0.00034	-0.00068	0.00015	-0.00109
CRI	0.19353	3.86787	0.01682	4.51527	0.02752	0.01841	3.93869	0.07723	0.17804	0.00495	0.00428	0.00528
ICSA	107.95718	-0.09433	0.00345	259.59917	0.00344	-0.00149	0.12907	0.00073	0.01968	-0.00352	0.00101	L-0.00578
ICSAB	102.78919	-0.27805	1.01791	251.88136	0.44734	0.91626	0.10701	0.88997	0.93735	0.04519	0.02667	0.05444
CCV	20.98379	52.74342	0.50876	50.21751	0.96383	0.98066	51.45046	0.98728	4.82304	0.98622	1.00191	0.97839
CCB	-0.00030	-0.06074	0.00303	-0.01801	-0.00048	-0.00057	0.10805	-0.00025	0.00016	-0.00083	-0.00027	-0.00111
0808179-2	0.01030	-0.01717	0.00289	-0.02461	0.00039	-0.00045	0.13270	0.00086	0.00683	-0.00220	0.00056	L-0.00357
0808179-6	9.37969	18.61810	0.06190	21.44278	0.41931	0.00664	34.23926	0.00627	0.26836	0.07487	0.07148	0.07657
0808169-11	0.00137	0.01224	0.00293	-0.02850	0.00012	-0.00117	0.15240	0.00011	0.00833	-0.00184	-0.00256	-0.00148
0808102-9	103.45048	38.76563	0.09001	37.96583	3.16275	0.01147	2.16498	0.04335	2.42329	0.11175	0.09431	0.12046
0808102-9D	94.15265	38.31094	0.08378	41.67384	3.13034	0.01984	2.03412	0.04069	1.97287	0.12547	0.10815	0.13411
0808102-9L 5X	19.66585	6.90739	0.01681	7.74875	0.65530	0.00150	0.42224	0.00929	0.49620	0.02196	0.02142	0.02223
0808102-9MS	106.13078	41.15150	0.10553	38.38890	3.30455	0.86316	2.38594	0.48973	2.11755	0.53622	0.52130	0.54367
0808102-9MSD	111.23741	43.04882	0.11683	40.42806	4.06798	0.87339	2.45932	0.50299	2.23906	0.57704	0.57146	0.57982
0808102-16	89.82088	50.34735	0.08572	35.04182	3.04634	0.01135	4.20626	0.03890	1.79627	0.09997	0.08403	0.10793
0809004-1 10X	0.41042	0.24743	0.00604	0.36681	0.00773	0.00038	36.77130	0.00044	0.01518	-0.00059	-0.00080	-0.00049
CCV	20.11190	51.60872	0.49800	48.30093	0.92630	0.94795	50.52444	0.94939	4.56907	0.94514	0.96151	0.93696
CCB	-0.00079	-0.19105	0.00266	-0.02034	-0.00052	-0.00147	0.10000	0.00014	-0.00235	-0.00055	L-0.00329	0.00082
0808119-5 5X	91.44862	3.67824	0.03704	7.26131	2.26783	0.00929	0.22780	0.04030	2.63666	0.05441	0.05493	0.05415
0808089-2 10X	0.21363	21.32329	0.00311	3.38869	0.02115	-0.00117	9.79343	0.00001	H62.49145	0.00187	-0.00233	0.00397
0808089-3 10X	0.15349	30.10204	0.00355	4.53952	0.09080	-0.00105	10.59421	-0.00032	H97.89161	0.00022	-0.00290	0.00178
0808089-4 10X	0.07952	34.83952	0.00294	3.06923	0.00998	-0.00103	4.54978	-0.00038	36.65374	-0.00017	0.00100	-0.00075
0808089-5 10X	0.04481	32.39444	0.00323	3.69750	0.01903	-0.00197	4.63942	0.00034	H61.79491	0.00026	-0.00063	0.00070
F080911-1MB	-0.00904	-0.02160	0.00189	-0.03957	-0.00052	-0.00193	0.09182	-0.00054	0.00266	-0.00172	0.00285	L-0.00400
0809060-1	-0.00830	2.83499	0.01033	16.48165	0.03446	0.25509	42.40420	0.00259	-0.09925	-0.00229	0.00196	L-0.00440
0809060-2	0.00765	0.91155	0.00785	17.87429	0.05251	0.00288	27.60373	0.00169	0.04889	-0.00235	-0.00118	-0.00294
0809060-3	-0.00438	2.11540	0.00985	15.84737	0.03855	0.30031	44.52965	0.00313	0.02619	-0.00259	0.00129	L-0.00452
0809060-4	0.01079	0.60993	0.00794	17.69339	0.00170	0.00084	27.34838	0.00072	0.04973	-0.00144	-0.00089	-0.00171
CCV	20.10607	49.31460	0.47454	47.77378	0.92718	0.94942	48.62910	0.95796	4.52176	0.97849	0.94749	0.99397
CCB	-0.00281	-0.08645	0.00300	-0.03277	-0.00065	-0.00161	0.10292	-0.00104	-0.00034	-0.00048	L-0.00940	0.00398
0809060-6	0.01212	2.46642	0.01534	14.16698	0.05794	0.18210	100.29548	0.00222	0.05040	0.00011	L-0.00424	0.00228
0809060-7	-0.00821	7.83489	0.01941	37.05526	0.13546	0.00487	80.09978	0.00217	0.03120	-0.00207	-0.00210	-0.00205
0809060-8	-0.00840	4.02830	0.02566	35.59833	0.03137	0.07646	207.66556	0.00232	-0.00585	-0.00187	-0.00036	-0.00262
F080912-1MB	-0.00830	-0.07550	0.00182	-0.02345	-0.00038	-0.00091	0.15926	0.00224	-0.00235	-0.00155	0.00281	L-0.00372
0809076-1	-0.00364	1.04821	0.01697	35.91451	0.24337	0.00713	58.28963	0.00320	-0.00952	-0.00207	0.00254	L-0.00437
0809076-2	-0.00384	1.05154	0.01670	35.51252	0.24834	0.00640	57.17341	0.00238	0.00633	-0.00191	-0.00207	-0.00183
0809076-3	-0.00428	1.05129	0.01436	31.92048	0.02819	0.00555	50.42532	0.00209	0.02169	-0.00282	0.00120	L-0.00482
0809076-4	-0.00914	2.32423	0.01102	16.93100	-0.00015	0.00431	43.06451	0.00062	0.00917	-0.00262	-0.00112	L-0.00337
0809076-5	-0.00914	38.52517	0.04278	62.21297	1.34071	0.00011	219.34609	0.00111	-0.00235	-0.00338	L-0.00765	-0.00125
0809076-6	-0.00506	8.12748	0.01747	42.10977	0.14574	0.00026	79.76203	0.00086	0.03087	-0.00336	L-0.00364	L-0.00323
CCV	20.37094	49.57344	0.47919	48.31048	0.98158	0.96544	49.02451	0.97584	4.82025	0.99801	0.95746	1.01825
CCB	-0.00477	-0.07575	0.00345	-0.03277	-0.00051	-0.00105	0.10938	-0.00075	0.00294	0.00085	L-0.00544	0.00398
0809076-7	-0.00614	7.36003	0.01666	44.24237	0.00152	0.00116	86.20697	0.00034	0.00471	-0.00376	L-0.00445	L-0.00342
0809076-8	-0.00860	0.83755	0.01384	34.13868	-0.00051	0.00208	61.07154	0.00070	0.03814	-0.00269	-0.00166	L-0.00320
0809076-9	-0.00929	0.55847	0.00835	28.68511	-0.00062	0.00079	39.66769	0.00043	0.05336	-0.00098	-0.00228	-0.00033
0809076-10	0.00838	0.80087	0.00706	30.49740	0.01767	0.00106	40.95947	0.00084	0.06982	-0.00227	-0.00077	L-0.00301

Sample Id1	Fe	K	Li	Mg	Mn	Mo	Na	Ni	P	Pb	Pb I	Pb II
0809076-11	0.00308	1.29042	0.00943	33.58415	0.06267	0.00108	53.56194	0.00085	0.05920	-0.00175	-0.00206	-0.00160
0809076-11L 5X	-0.00688	0.09654	0.00478	6.44892	0.01213	-0.00120	9.41392	-0.00005	0.01143	-0.00007	-0.00019	0.00000
0809076-11MS	1.00023	52.38301	0.54676	74.35178	0.55397	0.97606	94.95682	0.50625	0.06610	0.49488	0.50736	0.48865
0809076-11MSD	0.99257	52.02683	0.54259	73.94712	0.54921	0.96808	93.58177	0.50244	0.06610	0.49331	0.50247	0.48874
CCV	19.18279	47.68025	0.47333	45.58724	0.92554	0.90949	46.93347	0.92120	4.49016	0.99223	0.90402	1.03627
CCB	-0.00295	0.05544	0.00384	-0.02150	-0.00044	-0.00035	0.11509	0.00005	-0.00343	0.00062	0.00032	0.00077
CRI	0.18670	3.80043	0.01699	4.50915	0.02772	0.01756	3.92261	0.07553	0.16950	0.00575	0.00230	0.00748
ICSA	101.29274	-0.04609	0.00411	243.82468	0.00316	-0.00037	0.13453	0.00136	0.01161	0.00004	0.00808	L-0.00397
ICSAB	98.21150	-0.21345	1.00082	240.82154	0.44914	0.89282	0.11217	0.87313	0.93982	0.04411	0.03876	0.04678
CCV	19.35382	50.52725	0.50518	46.78827	0.93216	0.92124	49.46080	0.92461	4.72278	0.94417	0.93141	0.95054
CCB	-0.00192	-0.20422	0.00297	-0.02248	-0.00037	-0.00074	0.10300	0.00038	0.00188	-0.00013	0.00097	-0.00068
CCV	19.45499	48.37215	0.48635	47.46947	0.93390	0.93147	47.73545	0.92082	4.59486	0.95310	0.96903	0.94514
CCB	-0.00452	-0.04466	0.00344	-0.02878	-0.00048	-0.00030	0.10782	0.00070	0.00030	0.00029	0.00053	0.00017
IP080910-5MB	0.00539	-0.19730	0.00378	-0.03316	-0.00027	-0.00093	0.11582	0.00082	0.03686	0.00178	-0.00147	0.00341
IP080910-5LCS	0.94479	-0.23955	0.00372	-0.03575	0.46556	0.91371	0.11281	0.46330	0.04523	0.45438	0.45632	0.45341
0806128-1	2.97679	240.11793	0.01474	30.54417	0.21945	-0.00161	106.60753	0.00408	H566.36480	0.00405	L-0.03561	0.02385
0806128-4	5.54094	232.21886	0.02093	36.09044	0.34547	-0.00073	123.69833	0.00497	H580.50857	0.00792	L-0.04867	0.03616
0806128-7	3.64472	235.94709	0.02143	32.67838	0.40082	-0.00121	123.72290	0.00816	H568.77902	0.00932	L-0.03817	0.03303
0806128-7D	3.60445	236.12152	0.02177	33.21126	0.41941	-0.00169	124.23235	0.00762	H568.25123	0.00908	L-0.03679	0.03197
0806128-7L 5X	0.85882	52.84051	0.00675	8.23189	0.09436	-0.00103	26.63140	0.00261	H188.13793	0.00246	L-0.00760	0.00749
0806128-7MS	4.33573	224.28421	0.01806	27.60322	0.72805	0.82165	114.56634	0.39419	H532.03378	0.40001	0.36465	0.41766
0806128-7MSD	4.48166	227.28801	0.02023	30.48534	0.80716	0.84065	118.36060	0.39867	H573.99819	0.40358	0.36520	0.42274
0806128-10	4.52138	221.50847	0.02204	33.16086	0.41843	-0.00176	124.85738	0.00598	H608.41964	0.00933	L-0.03704	0.03247
CCV	20.39814	51.88501	0.53024	50.09137	0.97942	0.97699	51.69946	0.96880	4.84114	1.01602	1.01528	1.01640
CCB	-0.00457	0.10990	0.00379	-0.02978	-0.00055	-0.00093	0.11249	-0.00010	-0.00024	-0.00051	-0.00056	-0.00049
0806128-13	5.01414	199.77120	0.01814	26.77185	0.45918	-0.00078	112.26644	0.00640	H516.93379	0.00586	L-0.02827	0.02290
IP080909-2MB	0.02920	0.10619	0.00422	-0.03057	-0.00037	-0.00047	0.12517	0.00063	0.06671	-0.00177	0.00082	L-0.00306
IP080909-2LCS	0.92460	0.00310	0.00394	-0.02938	0.45231	0.88266	0.16497	0.45740	0.07162	0.45109	0.45607	0.44860
0808227-1	0.48759	H281.10816	0.00987	26.71535	0.39523	-0.00090	61.33146	0.00434	H421.69537	-0.00176	L-0.01931	0.00700
0808227-2	0.68604	H265.69902	0.00895	24.02878	0.13319	-0.00399	45.06751	0.00499	H336.86819	0.00266	L-0.00718	0.00757
0808227-3	1.02625	225.32597	0.01146	25.93677	0.25486	-0.00287	92.90173	0.00478	H456.56661	0.00193	L-0.01921	0.01249
0808227-3D	1.37567	241.04693	0.01220	29.05904	0.29465	-0.00325	103.01526	0.00320	H520.36720	-0.00125	L-0.02879	0.01250
0808227-3L 5X	0.22641	51.44752	0.00485	6.30493	0.05727	-0.00201	19.92691	0.00108	H106.18822	-0.00036	L-0.00553	0.00222
0808227-3MS	2.78571	226.83681	0.00849	17.01187	0.49970	0.89435	77.83344	0.43452	H227.32250	0.42600	0.42539	0.42631
0808227-3MSD	2.30901	H251.44955	0.00905	20.14028	0.53866	0.90759	75.05181	0.44057	H285.73998	0.43339	0.42932	0.43543
0808227-4	0.89716	H278.85019	0.01127	26.18450	0.48550	-0.00121	67.06027	0.00407	H405.50677	0.00058	L-0.01572	0.00871
CCV	19.22195	48.25617	0.48429	47.09419	0.92253	0.92017	47.53604	0.91671	4.48220	0.94486	0.95708	0.93875
CCB	-0.00315	0.09940	0.00373	-0.03157	-0.00048	-0.00113	0.11318	0.00034	0.00049	-0.00171	-0.00227	-0.00143
0808227-5	0.27006	244.55388	0.00737	17.13721	0.00996	-0.00363	48.13844	0.00302	H189.15268	0.00251	-0.00093	0.00422
EX080910-4MB	-0.00202	0.11054	0.00300	-0.03296	-0.00020	-0.00007	146.54485	0.00147	0.04742	0.00040	0.00250	-0.00065
EX080910-4LCS	0.94799	-0.00855	0.00376	-0.03854	0.46661	0.94098	143.20071	0.47679	0.01686	0.47973	0.48462	0.47729
0809051-2	0.12642	-0.01431	0.00329	0.77628	0.07606	-0.00105	145.82839	0.00310	0.01249	0.00244	0.00198	0.00268
0809051-2D	0.12372	-0.05145	0.00354	0.78285	0.07651	-0.00083	147.04978	0.00312	0.01704	0.00027	0.00017	0.00032
0809051-2L 5X	0.01835	-0.09332	0.00426	0.13480	0.01525	-0.00133	28.75134	0.00118	0.00412	-0.00003	-0.00218	0.00105
0809051-2MS	1.09773	-0.07424	0.00411	0.79023	0.55273	0.95770	148.31299	0.48593	0.00540	0.49099	0.49298	0.49000
0809051-2MSD	1.09842	-0.08090	0.00410	0.78963	0.55330	0.95668	148.66768	0.48508	0.00976	0.49288	0.49489	0.49188
0806128-7A	4.87342	227.38921	0.02296	31.35476	1.05697	1.40964	117.87654	0.66478	H558.74703	0.65124	0.63998	0.65686
0808227-1 10X	0.05502	34.62628	0.00489	3.56830	0.05005	-0.00100	6.47994	0.00070	H54.01199	-0.00061	L-0.00312	0.00065
CCV	19.68190	52.03447	0.49871	48.71682	0.94269	0.94809	51.25513	0.93044	4.69267	0.97295	0.98544	0.96671
CCB	-0.00310	0.02961	0.00343	-0.02958	-0.00051	-0.00055	0.11801	0.00082	-0.00297	-0.00071	-0.00050	-0.00081

Sample Id1	Fe	K	Li	Mg	Mn	Mo	Na	Ni	P	Pb	Pb I	Pb II
0808227-2 10X	0.06651	29.10433	0.00301	2.76276	0.01427	-0.00083	4.05185	0.00054	32.25829	0.00049	0.00064	0.00042
0808227-3 10X	0.10142	21.98944	0.00340	2.91538	0.02646	-0.00113	8.24275	0.00087	44.94356	-0.00041	0.00027	-0.00074
0808227-3D 10X	0.13595	22.37148	0.00338	3.09735	0.02997	-0.00156	8.61817	0.00057	H51.79728	-0.00138	L-0.00687	0.00135
0808227-3L 50X	0.01320	3.83631	0.00292	0.55466	0.00488	-0.00113	1.49939	0.00026	8.49979	-0.00085	-0.00027	-0.00114
0808227-3MS 10X	0.28687	23.11569	0.00305	1.91904	0.05243	0.09020	7.08774	0.04760	20.85834	0.04692	0.04590	0.04742
0808227-3MSD 10X	0.24076	26.13979	0.00306	2.29219	0.05720	0.09245	6.88358	0.04932	26.67370	0.04932	0.05033	0.04882
0808227-4 10X	0.09096	29.50461	0.00316	2.98860	0.05282	-0.00171	6.02434	0.00046	42.58634	-0.00056	-0.00169	0.00000
0808227-3A	2.41977	H273.17208	1.03684	85.00243	0.96619	1.52592	154.23298	0.72743	H413.03760	0.70336	0.72150	0.69431
CCV	20.43199	53.86099	0.52051	50.66653	0.97899	0.97964	53.66134	0.97014	4.92246	1.01218	1.01461	1.01097
CCB	-0.00320	-0.10280	0.00299	-0.02898	-0.00041	-0.00057	0.11152	0.00026	0.00376	-0.00163	-0.00122	-0.00183
CRI	0.18651	3.91187	0.01643	4.64610	0.02748	0.01507	4.19619	0.07238	0.17576	0.00565	L-0.01765	0.01728
ICSA	104.24219	-0.20754	0.00309	262.29573	0.00366	-0.00138	0.13148	0.00190	0.01376	0.00005	0.00010	0.00003
ICSAB	103.75857	-0.22790	1.04698	262.06723	0.47014	0.95201	0.11756	0.90804	0.97417	0.04767	0.04628	0.04836
CCV	20.23210	51.86535	0.49544	49.96409	0.96860	0.97036	51.31392	0.96030	4.79303	0.99983	1.01099	0.99425
CCB	-0.00605	-0.01700	0.00283	-0.03197	-0.00041	-0.00070	0.10718	0.00102	-0.00752	-0.00074	0.00189	-0.00206

Sample Id1	S	Sb	Se	Se I	Se II	Si	Sn	Sr	Th	Ti	Tl	U
MIXBHIGH	0.01094	1.96405	4.79859	4.87290	4.76150	49.47275	9.94190	9.81055	1.87516	9.72148	4.97252	-0.04759
MIXAHIGH	0.00426	0.02072	0.00496	0.00220	0.00633	-0.01145	-0.00169	0.00688	L-0.07460	-0.00184	0.06749	0.12061
MIXCHIGH	49.16386	0.00047	-0.00348	0.01096	L-0.01069	-0.03471	0.02041	0.00038	1.00645	0.00563	-0.00712	49.87684
ICV	2.60075	0.25267	0.50869	0.49483	0.51561	2.47381	0.49862	0.25376	0.14334	0.24822	0.26411	2.61660
ICB	0.01096	0.00017	0.00303	0.00330	0.00289	-0.00052	0.00269	-0.00080	0.00034	-0.00088	-0.00091	-0.00433
CRI	0.18920	0.11555	0.01455	0.01368	0.01498	0.08831	0.09526	0.02129	0.06955	0.01778	0.01939	0.18046
ICSA	0.01299	0.00288	0.00451	-0.00335	0.00844	0.00354	0.00240	0.00043	-0.04509	-0.00114	0.00497	0.06105
ICSAB	1.02679	0.57610	0.04397	0.02787	0.05201	0.90403	0.91571	0.97788	0.52185	0.90573	0.09130	9.96857
CCV	5.15399	0.50560	0.99776	1.00267	0.99530	4.85770	0.98660	0.50423	0.27347	0.48424	0.52143	5.16453
CCB	0.00489	-0.00152	-0.00411	-0.00468	-0.00382	0.00564	0.00262	-0.00076	0.00899	-0.00087	0.00119	-0.00050
0808179-2	0.01299	0.00208	0.00046	0.00187	-0.00024	0.01520	0.00247	0.00043	0.00737	-0.00066	-0.00295	0.00832
0808179-6	2.78604	0.00188	0.00128	0.00350	0.00017	40.03662	0.12450	0.35788	0.00400	0.11245	-0.00342	0.00655
0808169-11	0.01299	-0.00006	0.00055	L-0.00939	0.00551	0.01390	0.00437	0.00038	0.00800	-0.00062	-0.00337	-0.00971
0808102-9	0.65674	0.00605	0.00101	0.00104	0.00100	34.89705	0.04112	0.61015	0.02623	3.27808	-0.00104	0.04801
0808102-9D	0.56772	0.00675	0.00253	L-0.00849	0.00803	36.19207	0.03665	0.60257	0.01586	2.79164	-0.00131	0.02940
0808102-9L 5X	0.13047	0.00288	-0.00105	0.00376	-0.00346	7.15854	0.00709	0.12346	0.01043	0.66988	0.00236	-0.00007
0808102-9MS	0.52927	0.23501	1.57702	1.59052	1.57028	30.14864	0.48377	1.13428	0.02550	3.95800	1.82293	0.01933
0808102-9MSD	0.58998	0.23748	1.58128	1.62172	1.56109	30.23916	0.49067	1.17753	0.01998	4.06483	1.87439	0.03082
0808102-16	0.71945	0.00450	-0.00275	-0.00378	-0.00223	32.44588	0.03981	0.72440	0.02409	2.89582	-0.00616	0.01969
0809004-1 10X	0.41594	0.00181	-0.00125	-0.00235	-0.00069	1.38042	-0.00257	0.02545	0.01064	0.00616	-0.00110	-0.00845
CCV	4.95763	0.48751	0.96094	0.96514	0.95884	4.71157	0.95340	0.49231	0.25213	0.46584	0.50575	5.07209
CCB	-0.00727	0.00011	-0.00056	-0.00353	0.00093	0.00447	0.00101	-0.00076	0.01531	-0.00079	0.00006	-0.00894
0808119-5 5X	0.94391	0.00449	-0.00217	-0.00440	-0.00106	4.02484	0.01807	0.05005	-0.00150	0.38400	-0.00436	0.03585
0808089-2 10X	18.94866	0.00117	0.01675	0.01660	0.01683	0.05258	0.01633	0.25160	0.02028	-0.00111	L-0.01063	0.00204
0808089-3 10X	22.75818	0.00681	0.01265	0.02031	0.00882	0.08210	0.01743	0.31300	0.01897	-0.00117	-0.00668	0.00976
0808089-4 10X	23.23892	0.00422	0.01430	0.01579	0.01355	0.05152	0.01772	0.09098	0.01383	-0.00112	-0.00913	0.01403
0808089-5 10X	20.03257	0.00511	0.01270	0.01149	0.01330	0.07162	0.01495	0.21601	0.01274	-0.00127	-0.00708	0.01597
F080911-1MB	0.01907	-0.00001	-0.00122	-0.00003	-0.00181	0.00426	0.00159	-0.00113	0.01025	-0.00052	0.00385	-0.00932
0809060-1	23.60967	0.02137	0.01929	0.02298	0.01744	8.28624	0.01757	0.63458	0.01009	-0.00033	-0.00454	-0.00241
0809060-2	14.43440	0.00092	0.01724	0.01409	0.01881	8.31128	0.00932	0.56040	0.00760	0.00222	-0.00076	-0.00089
0809060-3	21.23540	0.00929	0.02209	0.02110	0.02258	7.23160	0.01699	0.59932	0.00929	-0.00009	-0.00597	0.01064
0809060-4	14.03399	0.00209	0.00965	0.00635	0.01130	8.61161	0.01523	0.55029	0.00778	0.00096	-0.00477	-0.00780
CCV	4.78926	0.47308	0.95235	0.92927	0.96387	4.60176	0.95650	0.47928	0.97448	0.51024	0.49945	4.86060
CCB	0.00489	-0.00535	0.00221	L-0.01101	0.00881	-0.00388	-0.00154	-0.00088	0.01842	-0.00081	-0.00482	-0.03388
0809060-6	28.88140	0.00528	0.02332	0.01559	0.02717	10.36028	0.01254	0.55856	0.02098	0.00138	-0.00304	-0.01739
0809060-7	18.90595	0.00088	0.01504	0.01821	0.01346	9.17938	0.01611	1.42027	0.01449	-0.00091	-0.00493	-0.00356
0809060-8	H80.51485	0.00645	0.01769	0.01827	0.01740	9.91795	0.02049	1.38219	0.01659	-0.00068	-0.00324	0.01754
F080912-1MB	0.03933	-0.00107	0.00291	0.00519	0.00177	0.01486	0.00247	-0.00060	0.02028	-0.00050	0.00283	-0.00164
0809076-1	27.10500	0.00140	0.01961	0.02115	0.01884	8.90003	0.02071	1.63114	0.00852	-0.00063	-0.00592	0.01332
0809076-2	26.68779	-0.00074	0.01969	0.01840	0.02033	8.78702	0.02107	1.61403	0.01012	-0.00082	-0.00582	-0.00049
0809076-3	23.60391	0.00269	0.01751	0.01638	0.01808	8.87454	0.01706	1.38277	0.00606	-0.00064	-0.00892	0.01716
0809076-4	15.68821	0.00111	0.00875	0.00671	0.00977	6.91260	0.01451	0.49475	0.01241	-0.00050	0.00396	-0.00625
0809076-5	1.62068	0.00305	0.02242	0.01967	0.02379	8.87185	0.02800	2.58681	0.00432	-0.00101	-0.00953	0.00143
0809076-6	15.88575	0.00124	0.01414	0.01310	0.01467	8.81608	0.01443	1.55359	0.00586	-0.00090	-0.00794	-0.00126
CCV	4.81532	0.47668	0.97086	0.93036	0.99108	4.80516	0.98451	0.48206	0.25114	0.45627	0.50854	4.85171
CCB	-0.00524	0.00141	0.00083	0.00268	-0.00010	0.00887	-0.00067	-0.00080	0.02604	-0.00083	-0.00394	-0.02314
0809076-7	16.32157	0.00306	0.00441	0.00940	0.00192	2.30384	0.00626	1.33562	0.01501	-0.00052	0.00299	-0.00817
0809076-8	18.76030	0.00255	0.02179	0.02077	0.02230	9.52395	0.01662	1.23193	0.00978	-0.00089	-0.00575	-0.00893
0809076-9	16.38408	0.00068	0.02081	0.01884	0.02179	10.12498	0.01516	0.87431	0.01021	-0.00088	-0.00288	-0.00932
0809076-10	14.20674	0.00198	0.01974	0.02012	0.01956	10.35535	0.01888	0.94196	0.00949	-0.00082	-0.00487	0.00794

Sample Id1	S	Sb	Se	Se I	Se II	Si	Sn	Sr	Th	Ti	Tl	U
0809076-11	15.94049	0.00216	0.02862	0.02278	0.03154	9.42965	0.02530	1.22925	0.00886	-0.00061	-0.00642	-0.01124
0809076-11L 5X	3.05579	-0.00102	0.00371	0.00196	0.00458	1.81534	-0.00103	0.24136	0.01302	-0.00091	-0.00060	-0.00433
0809076-11MS	14.76191	0.52092	2.25492	2.25989	2.25243	10.69178	0.52778	1.64429	0.00805	0.46028	2.13035	-0.01039
0809076-11MSD	14.41674	0.51447	2.24559	2.24091	2.24792	10.50155	0.52581	1.61609	0.00414	0.45522	2.12945	0.00266
CCV	4.51451	0.44842	0.95004	0.89702	0.97652	4.56702	0.91921	0.46269	0.21057	0.48908	0.47849	4.72004
CCB	0.00894	0.00316	0.00048	-0.00369	0.00256	-0.00041	0.00429	-0.00073	0.01302	-0.00076	-0.00117	-0.01201
CRI	0.20337	0.11079	0.00633	0.00807	0.00546	0.08764	0.09453	0.02088	0.06843	0.01897	0.01952	0.15093
ICSA	0.00489	0.00898	-0.00272	0.00488	L-0.00651	0.00353	0.00656	0.00037	-0.04585	-0.00127	0.00635	0.04756
ICSAB	0.98030	0.56131	0.04363	0.05295	0.03898	0.91152	0.91551	0.93764	0.37678	0.95197	0.08834	9.72445
CCV	4.74515	0.48001	0.94864	0.94722	0.94934	4.75828	0.93349	0.48054	0.22249	0.50253	0.49535	4.99582
CCB	-0.00322	0.00271	-0.00231	0.00062	-0.00377	0.00898	0.00415	-0.00069	0.01728	-0.00098	0.00242	-0.00011
CCV	4.67096	0.50841	0.96331	0.95042	0.96975	4.68252	0.95070	0.47628	0.28240	0.49715	0.48420	4.78674
CCB	0.00691	0.00451	-0.00031	0.00122	-0.00107	0.01547	-0.00092	-0.00074	-0.00924	-0.00072	-0.00390	-0.00015
IP080910-5MB	0.00489	0.00128	0.00353	0.00286	0.00386	0.02722	0.00718	-0.00068	-0.00805	-0.00120	L-0.01164	-0.00419
IP080910-5LCS	-0.00524	0.48681	1.64212	1.60270	1.66181	1.79391	0.46944	0.48188	-0.00573	0.50037	1.82406	-0.00968
0806128-1	H122.34124	0.03134	0.15138	0.13106	0.16152	1.51065	H49.18765	3.02046	-0.00682	0.02261	L-0.03561	0.05112
0806128-4	H111.67636	0.02274	0.13541	0.11826	0.14397	2.01259	H12.28246	4.11677	0.00112	0.02863	L-0.04328	0.03968
0806128-7	H117.99134	0.02464	0.14054	0.11538	0.15310	1.86291	3.77091	3.50676	-0.00782	0.02611	L-0.04133	0.03653
0806128-7D	H118.44139	0.02592	0.13665	0.12096	0.14448	1.77075	4.20168	3.54514	-0.01691	0.02423	L-0.04010	0.05876
0806128-7L 5X	34.61308	0.00732	0.03037	0.03124	0.02994	0.47381	0.88668	0.77996	-0.00738	0.00512	-0.00977	-0.00518
0806128-7MS	H115.96975	0.44645	1.94414	1.89758	1.96738	3.45613	3.90774	3.01969	-0.00730	0.45311	1.37207	0.05181
0806128-7MSD	H115.24867	0.45328	1.93163	1.89308	1.95088	3.49212	4.57410	3.67894	-0.01566	0.45561	1.43796	0.05292
0806128-10	H117.98198	0.02338	0.14195	0.12128	0.15227	3.14073	7.13575	3.44683	-0.00212	0.06046	L-0.04226	0.04926
CCV	5.01775	0.53211	1.01789	0.98392	1.03485	4.96111	1.00228	0.50025	0.29639	0.52229	0.50568	5.03766
CCB	0.03730	0.00096	0.00162	0.00008	0.00239	0.00901	-0.00217	-0.00077	-0.02239	-0.00113	0.00082	-0.00580
0806128-13	H119.24289	0.02143	0.12821	0.11056	0.13702	3.39916	2.69451	2.38793	-0.00110	0.06644	L-0.04072	0.04489
IP080909-2MB	0.13452	0.00237	-0.00016	-0.00249	0.00100	0.01465	0.01693	-0.00082	-0.01171	0.00004	0.00223	-0.00744
IP080909-2LCS	0.02717	0.47778	1.67378	1.64706	1.68713	1.73509	0.46634	0.45539	-0.00531	0.47606	1.79156	-0.00885
0808227-1	H117.46045	0.00843	0.08964	0.07339	0.09776	0.38022	0.11900	0.98077	-0.01937	-0.00202	L-0.03022	0.03424
0808227-2	H132.05585	0.01177	0.12016	0.09990	0.13028	0.30519	0.14746	0.83690	-0.00706	0.00118	L-0.04390	0.04258
0808227-3	H127.14349	0.01261	0.14323	0.11624	0.15671	0.43774	0.15939	1.69478	-0.00146	0.00552	L-0.04497	0.02661
0808227-3D	H137.27376	0.00858	0.12702	0.10783	0.13660	0.43846	0.14020	2.01035	0.03107	0.00337	L-0.03354	0.00214
0808227-3L 5X	37.19490	0.00551	0.03420	0.03255	0.03503	0.12428	0.03189	0.36844	-0.00150	0.00057	L-0.01237	-0.00151
0808227-3MS	H126.20488	0.46923	2.02376	2.02333	2.02397	2.11496	0.59230	0.80056	-0.01327	0.48907	1.78418	0.03792
0808227-3MSD	H127.00725	0.48579	2.07451	2.03263	2.09542	2.01315	0.59707	1.05920	-0.01408	0.49260	1.80262	0.04875
0808227-4	H125.18493	0.01024	0.09410	0.07997	0.10115	0.42565	0.12461	0.89669	-0.01941	0.00050	L-0.03192	0.03154
CCV	4.64890	0.50653	0.95498	0.94300	0.96096	4.66261	0.94405	0.47047	0.26932	0.48938	0.47688	4.76257
CCB	0.00691	-0.00007	0.00117	0.00076	0.00137	0.00885	0.00118	-0.00077	-0.00612	-0.00075	0.00141	-0.00055
0808227-5	H125.41037	0.01186	0.12005	0.10576	0.12718	0.21458	0.13381	0.00909	-0.01629	-0.00103	L-0.04088	0.02752
EX080910-4MB	0.16490	0.00129	0.00224	0.01133	-0.00229	0.04024	0.00656	-0.00073	-0.00631	-0.00102	-0.00144	-0.01307
EX080910-4LCS	0.03730	0.51071	1.84813	1.83776	1.85331	1.95119	0.48687	0.48151	0.00232	0.49587	1.97866	-0.00968
0809051-2	0.08389	0.00140	0.00255	-0.00081	0.00422	0.38733	-0.00038	0.06548	0.00159	-0.00044	-0.00423	-0.00266
0809051-2D	0.05148	-0.00118	0.00015	0.00146	-0.00050	0.39900	-0.00038	0.06608	0.00352	-0.00054	-0.00267	-0.00104
0809051-2L 5X	0.01907	0.00070	0.00087	-0.00318	0.00290	0.09448	-0.00163	0.01258	-0.00084	-0.00090	-0.00132	0.00145
0809051-2MS	0.05553	0.52136	1.90304	1.87537	1.91685	2.36180	0.49107	0.56431	0.00871	0.50895	2.02290	-0.01745
0809051-2MSD	0.05351	0.52666	1.91958	1.88679	1.93595	2.35721	0.49607	0.56485	0.00168	0.51018	2.01907	-0.00494
0806128-7A	H114.59632	0.78519	3.02588	3.14660	2.96561	4.79008	4.33635	4.11019	0.00288	0.76537	2.87543	0.02924
0808227-1 10X	19.08260	0.00134	0.01489	0.00865	0.01801	0.07279	0.01310	0.11723	0.04218	0.00081	-0.00765	-0.01472
CCV	4.87546	0.52439	1.00516	0.97627	1.01958	4.89150	0.95515	0.49604	0.28344	0.50966	0.49093	5.06684
CCB	0.00084	0.00000	-0.00215	0.00218	-0.00432	0.01288	0.00017	-0.00072	-0.00778	-0.00093	0.00157	-0.00903

Sample Id1	S	Sb	Se	Se I	Se II	Si	Sn	Sr	Th	Ti	Tl	U
0808227-2 10X	19.38721	0.00386	0.01461	0.00976	0.01703	0.05166	0.01786	0.08725	-0.00215	-0.00079	-0.00297	0.00182
0808227-3 10X	17.65757	0.00154	0.00989	0.01401	0.00784	0.06228	0.01661	0.16771	-0.00553	-0.00023	-0.00994	0.00866
0808227-3D 10X	18.10911	0.00070	0.00846	0.00843	0.00848	0.05947	0.01163	0.19686	-0.00337	-0.00050	-0.00821	-0.00307
0808227-3L 50X	3.61090	-0.00116	0.00058	0.00025	0.00074	0.02126	0.00180	0.03251	-0.00176	-0.00067	0.00061	-0.00177
0808227-3MS 10X	17.90481	0.05367	0.19876	0.20237	0.19696	0.25333	0.06022	0.07899	-0.00396	0.04895	0.18697	0.00046
0808227-3MSD 10X	18.20054	0.05233	0.21151	0.20551	0.21451	0.24901	0.06372	0.10683	-0.00166	0.05012	0.18901	0.00574
0808227-4 10X	17.73546	0.00160	0.01182	0.01228	0.01160	0.06527	0.01241	0.09378	-0.00608	-0.00071	-0.00430	-0.00263
0808227-3A	H119.54813	0.84605	3.35901	3.49916	3.28904	3.30439	0.91378	2.34147	-0.01611	0.80028	3.13824	0.03817
CCV	5.11994	0.54539	1.04238	1.01236	1.05736	5.09075	0.99765	0.51243	0.29431	0.52583	0.51689	5.20857
CCB	0.03122	-0.00142	0.00166	0.00231	0.00133	0.01638	-0.00085	-0.00073	-0.00106	-0.00081	-0.00590	-0.01347
CRI	0.20337	0.11080	0.01063	L-0.00972	0.02079	0.08653	0.08793	0.02172	0.08547	0.01986	0.01367	0.09702
ICSA	0.01299	0.00064	-0.00141	0.00217	-0.00320	0.01737	-0.00139	0.00048	L-0.05006	-0.00113	0.00133	0.06895
ICSAB	1.03083	0.64676	0.04449	0.05249	0.04050	0.99283	0.98159	1.01053	0.59704	1.00402	0.09680	10.28413
CCV	4.92156	0.53167	1.03211	0.99743	1.04943	4.98300	0.99422	0.49996	0.32216	0.51856	0.50785	5.05650
CCB	-0.00322	0.00167	0.00164	-0.00181	0.00336	0.01301	0.00102	-0.00074	-0.00744	-0.00076	0.00163	0.00228

Sample Id1	V	Zn	Zr
MIXBHIGH	4.93187	9.84981	L-0.05220
MIXAHIGH	0.00075	0.01877	0.00958
MIXCHIGH	-0.00776	0.00462	4.85705
ICV	0.25493	0.50894	0.55377
ICB	-0.00032	-0.00063	0.00010
CRI	0.09504	0.04041	0.05259
ICSA	0.00149	0.00594	0.00597
ICSAB	0.46478	0.85725	0.50311
CCV	0.49720	0.96672	1.07810
CCB	-0.00040	-0.00084	-0.00035
0808179-2	0.00045	0.01281	-0.00008
0808179-6	0.00570	0.04506	-0.01299
0808169-11	-0.00020	0.00917	-0.00070
0808102-9	0.13418	0.67957	0.22599
0808102-9D	0.12414	0.48685	0.21950
0808102-9L 5X	0.02709	0.14294	0.04668
0808102-9MS	0.57871	0.99141	0.28104
0808102-9MSD	0.59444	1.01132	0.30284
0808102-16	0.11363	0.33147	0.21478
0809004-1 10X	0.00097	0.00098	-0.00063
CCV	0.48017	0.91614	1.04697
CCB	-0.00090	-0.00033	-0.00104
0808119-5 5X	0.09496	0.25120	0.00374
0808089-2 10X	0.00112	0.31477	-0.00074
0808089-3 10X	0.00182	0.16904	-0.00071
0808089-4 10X	0.00019	0.07589	-0.00039
0808089-5 10X	0.00049	0.10097	-0.00025
F080911-1MB	-0.00032	0.00331	-0.00070
0809060-1	0.02224	0.00493	-0.00453
0809060-2	0.01228	0.00038	-0.00396
0809060-3	0.02104	0.00189	-0.00397
0809060-4	0.01284	0.00058	-0.00447
CCV	0.47728	0.98755	0.98628
CCB	-0.00185	-0.00033	-0.00196
0809060-6	0.13360	0.00068	-0.00695
0809060-7	0.00429	0.00038	-0.00506
0809060-8	0.02893	0.00290	-0.00546
F080912-1MB	0.00002	0.01251	-0.00144
0809076-1	0.00667	0.00098	-0.00430
0809076-2	0.00633	0.00018	-0.00447
0809076-3	0.00639	0.00007	-0.00394
0809076-4	0.00270	0.05860	-0.00385
0809076-5	0.00134	0.00068	-0.00418
0809076-6	0.00724	-0.00053	-0.00442
CCV	0.48322	1.02115	1.04333
CCB	-0.00085	-0.00002	-0.00188
0809076-7	0.00387	-0.00065	-0.00205
0809076-8	0.01170	-0.00076	-0.00485
0809076-9	0.01255	-0.00055	-0.00529
0809076-10	0.00889	-0.00023	-0.00508

Sample Id1	V	Zn	Zr
0809076-11	0.00504	0.00051	-0.00476
0809076-11L 5X	0.00083	-0.00034	-0.00167
0809076-11MS	0.50649	0.50794	-0.00695
0809076-11MSD	0.50196	0.50911	-0.00682
CCV	0.45883	0.94272	0.99696
CCB	-0.00044	-0.00055	-0.00052
CRI	0.09234	0.04104	0.05078
ICSA	0.00198	0.00550	0.00566
ICSAB	0.45429	0.86389	0.49322
CCV	0.46803	0.91342	1.02203
CCB	-0.00017	-0.00002	-0.00067
CCV	0.48211	0.96243	1.04910
CCB	-0.00010	-0.00097	0.00113
IP080910-5MB	0.00006	0.00157	0.00208
IP080910-5LCS	0.48833	0.45276	-0.00117
0806128-1	0.00881	5.27918	0.00258
0806128-4	0.02069	7.55441	0.00250
0806128-7	0.01827	4.51205	0.00201
0806128-7D	0.01779	4.66264	0.00275
0806128-7L 5X	0.00418	1.13448	0.00109
0806128-7MS	0.44322	4.54833	-0.00131
0806128-7MSD	0.45136	4.62764	-0.00048
0806128-10	0.01560	4.94362	0.00178
CCV	0.50477	1.00665	1.10090
CCB	-0.00007	-0.00097	0.00182
0806128-13	0.01782	5.88805	0.00097
IP080909-2MB	-0.00051	0.00380	0.00056
IP080909-2LCS	0.46755	0.46467	-0.00229
0808227-1	0.00222	0.64344	0.00256
0808227-2	0.00268	2.79072	0.00220
0808227-3	0.00446	4.19257	0.00095
0808227-3D	0.00495	2.61649	-0.00153
0808227-3L 5X	0.00092	0.98087	0.00047
0808227-3MS	0.47114	2.33161	-0.00147
0808227-3MSD	0.47764	2.33697	-0.00101
0808227-4	0.00177	1.68960	0.00313
CCV	0.47681	0.95348	1.04051
CCB	-0.00046	0.00030	0.00084
0808227-5	0.00034	0.47051	0.00287
EX080910-4MB	-0.00028	0.01982	0.00090
EX080910-4LCS	0.49217	0.50230	-0.00297
0809051-2	0.00018	0.49348	0.00006
0809051-2D	0.00009	0.49103	0.00001
0809051-2L 5X	-0.00078	0.10025	0.00042
0809051-2MS	0.50130	0.98268	-0.00380
0809051-2MSD	0.50163	0.98577	-0.00341
0806128-7A	0.74367	4.89392	-0.00396
0808227-1 10X	0.00002	0.08783	-0.00248
CCV	0.49160	0.93345	1.01378
CCB	0.00000	-0.00034	0.00100

Sample Id1	V	Zn	Zr
0808227-2 10X	0.00045	0.30877	0.00129
0808227-3 10X	0.00019	0.46849	0.00106
0808227-3D 10X	0.00027	0.28721	0.00046
0808227-3L 50X	0.00019	0.09558	0.00040
0808227-3MS 10X	0.04936	0.26214	0.00024
0808227-3MSD 10X	0.05054	0.26140	0.00028
0808227-4 10X	-0.00028	0.19164	0.00079
0808227-3A	0.79537	4.47295	-0.00292
CCV	0.50885	0.98001	1.04783
CCB	-0.00043	-0.00034	0.00033
CRI	0.09358	0.03966	0.04838
ICSA	-0.00160	0.00624	0.00676
ICSAB	0.49132	0.91289	0.50030
CCV	0.50246	0.98598	1.02881
CCB	-0.00002	-0.00065	0.00097

Method : Paragon File : 080913A Printed : 9/13/2008 16:11:13
SampleId1 : BLANK **SampleId2 :** **[STD]**
Analysis commenced : 9/13/2008 09:38:25
Dilution ratio : 1.00000 to 1.00000 Tray : Position : TUBE1

Raw intensities

	Ag	**Al**	**As**	**B**	**Ba**	**Be**	**Bi**	**Ca**	**Cd**
	Reading	Reading	Reading	Reading	Reading	Reading	Reading	Reading	Reading
#1	0.956	1.644	2.307	1.312	0.380	0.420	2.101	0.545	1.708
#2	0.950	1.654	2.266	1.312	0.382	0.421	2.092	0.545	1.727
Mean	**0.953**	**1.649**	**2.287**	**1.312**	**0.381**	**0.421**	**2.096**	**0.545**	**1.718**
%RSD	0.445	0.429	1.268	0.000	0.371	0.168	0.304	0.000	0.782

	Co	**Cr**	**Cu**	**Fe**	**K**	**Li**	**Mg**	**Mn**	**Mo**
	Reading	Reading	Reading	Reading	Reading	Reading	Reading	Reading	Reading
#1	1.346	2.279	0.682	0.533	10.575	1.862	1.350	0.142	1.366
#2	1.338	2.267	0.680	0.528	10.510	1.859	1.350	0.143	1.373
Mean	**1.342**	**2.273**	**0.681**	**0.531**	**10.543**	**1.861**	**1.350**	**0.142**	**1.370**
%RSD	0.422	0.373	0.208	0.666	0.436	0.114	0.000	0.496	0.361

	Na	**Ni**	**P**	**Pb I**	**Pb II**	**S**	**Sb**	**Se I**	**Se II**
	Reading	Reading	Reading	Reading	Reading	Reading	Reading	Reading	Reading
#1	1.779	3.392	0.751	21.822	9.709	0.093	2.825	9.261	6.009
#2	1.789	3.390	0.748	21.737	9.730	0.093	2.819	9.180	6.040
Mean	**1.784**	**3.391**	**0.750**	**21.780**	**9.720**	**0.093**	**2.822**	**9.221**	**6.025**
%RSD	0.396	0.042	0.283	0.276	0.153	0.000	0.150	0.621	0.364

	Si	**Sn**	**Sr**	**Th**	**Ti**	**Tl**	**U**	**V**	**Zn**
	Reading	Reading	Reading	Reading	Reading	Reading	Reading	Reading	Reading
#1	3.261	2.626	0.502	7.384	2.432	3.219	1.946	1.812	0.284
#2	3.261	2.595	0.498	7.359	2.415	3.187	1.918	1.810	0.282
Mean	**3.261**	**2.611**	**0.500**	**7.372**	**2.423**	**3.203**	**1.932**	**1.811**	**0.283**
%RSD	0.000	0.840	0.566	0.240	0.496	0.706	1.025	0.078	0.500

	Zr	**Pb**	**Se**
	Reading	Reading	Reading
#1	2.985		
#2	2.974		
Mean	**2.980**	**0.000**	**0.000**
%RSD	0.261	0.000	0.000

Method : Paragon File : 080913A Printed : 9/13/2008 16:11:13
SampleId1 : RL **SampleId2 :** **[STD]**
Analysis commenced : 9/13/2008 09:40:13
Dilution ratio : 1.00000 to 1.00000 Tray : Position : TUBE2

Raw intensities

	Ag	Al	As	B	Ba	Be	Bi	Ca	Cd
	Reading	Reading	Reading	Reading	Reading	Reading	Reading	Reading	Reading
#1	0.977	1.922	2.331	2.579	0.462	0.492	2.187	1.438	1.819
#2	0.988	1.910	2.343	2.547	0.462	0.492	2.169	1.436	1.805
Mean	**0.982**	**1.916**	**2.337**	**2.563**	**0.462**	**0.492**	**2.178**	**1.437**	**1.812**
%RSD	0.792	0.443	0.363	0.883	0.000	0.000	0.584	0.098	0.546

	Co	Cr	Cu	Fe	K	Li	Mg	Mn	Mo
	Reading	Reading	Reading	Reading	Reading	Reading	Reading	Reading	Reading
#1	1.378	2.354	0.710	1.156	12.201	4.295	1.989	0.178	1.613
#2	1.380	2.357	0.704	1.150	12.238	4.279	1.998	0.180	1.600
Mean	**1.379**	**2.356**	**0.707**	**1.153**	**12.220**	**4.287**	**1.994**	**0.179**	**1.607**
%RSD	0.103	0.090	0.600	0.368	0.214	0.264	0.319	0.790	0.572

	Na	Ni	P	Pb I	Pb II	S	Sb	Se I	Se II
	Reading	Reading	Reading	Reading	Reading	Reading	Reading	Reading	Reading
#1	10.827	3.685	0.920	21.884	9.875	0.110	2.916	9.259	6.088
#2	10.737	3.730	0.919	21.885	9.849	0.106	2.914	9.287	6.125
Mean	**10.782**	**3.708**	**0.920**	**21.885**	**9.862**	**0.108**	**2.915**	**9.273**	**6.107**
%RSD	0.590	0.858	0.077	0.003	0.186	2.619	0.049	0.214	0.428

	Si	Sn	Sr	Th	Ti	Tl	U	V	Zn
	Reading	Reading	Reading	Reading	Reading	Reading	Reading	Reading	Reading
#1	3.544	2.717	1.771	7.576	3.694	3.252	2.083	1.871	0.308
#2	3.526	2.699	1.771	7.584	3.681	3.246	2.086	1.881	0.312
Mean	**3.535**	**2.708**	**1.771**	**7.580**	**3.688**	**3.249**	**2.085**	**1.876**	**0.310**
%RSD	0.360	0.470	0.000	0.075	0.249	0.131	0.102	0.377	0.912

	Zr	Pb	Se
	Reading	Reading	Reading
#1	3.424		
#2	3.421		
Mean	**3.423**	**0.000**	**0.000**
%RSD	0.062	0.000	0.000

Method : Paragon File : 080913A Printed : 9/13/2008 16:11:14
SampleId1 : B3 **SampleId2 :** **[STD]**
Analysis commenced : 9/13/2008 09:42:15
Dilution ratio : 1.00000 to 1.00000 Tray : Position : TUBE3

Raw intensities

	Ag	Al	As	B	Ba	Be	Bi	Ca	Cd
	Reading	Reading	Reading	Reading	Reading	Reading	Reading	Reading	Reading
#1	1.230	1.661	2.753	3.649	4.327	1.013	2.120	0.496	6.197
#2	1.236	1.658	2.763	3.660	4.312	1.012	2.143	0.498	6.177
Mean	**1.233**	**1.660**	**2.758**	**3.655**	**4.319**	**1.013**	**2.132**	**0.497**	**6.187**
%RSD	0.344	0.128	0.256	0.213	0.246	0.070	0.763	0.285	0.229

Co	Cr	Cu	Fe	K	Li	Mg	Mn	Mo

	Reading	Reading	Reading	Reading	Reading	Reading	Reading	Reading	Reading
#1	2.251	5.985	1.698	0.551	10.511	1.862	1.353	1.710	3.552
#2	2.262	5.956	1.698	0.550	10.542	1.863	1.359	1.708	3.527
Mean	**2.257**	**5.971**	**1.698**	**0.551**	**10.526**	**1.863**	**1.356**	**1.709**	**3.540**
%RSD	0.345	0.343	0.000	0.128	0.208	0.038	0.313	0.083	0.499

	Na	**Ni**	**P**	**Pb I**	**Pb II**	**S**	**Sb**	**Se I**	**Se II**
	Reading	Reading	Reading	Reading	Reading	Reading	Reading	Reading	Reading
#1	1.857	9.098	2.277	26.104	13.443	0.094	3.073	9.957	6.923
#2	1.843	9.106	2.316	26.134	13.487	0.094	3.065	9.919	6.939
Mean	**1.850**	**9.102**	**2.297**	**26.119**	**13.465**	**0.094**	**3.069**	**9.938**	**6.931**
%RSD	0.535	0.062	1.201	0.081	0.231	0.000	0.184	0.270	0.163

	Si	**Sn**	**Sr**	**Th**	**Ti**	**Tl**	**U**	**V**	**Zn**
	Reading	Reading	Reading	Reading	Reading	Reading	Reading	Reading	Reading
#1	7.287	3.448	12.200	7.767	13.986	3.769	1.936	3.389	0.796
#2	7.267	3.461	12.161	7.772	13.944	3.843	1.938	3.376	0.791
Mean	**7.277**	**3.455**	**12.180**	**7.770**	**13.965**	**3.806**	**1.937**	**3.383**	**0.794**
%RSD	0.194	0.266	0.226	0.046	0.213	1.375	0.073	0.272	0.446

	Zr	**Pb**	**Se**
	Reading	Reading	Reading
#1	3.113		
#2	3.111		
Mean	**3.112**	**0.000**	**0.000**
%RSD	0.045	0.000	0.000

Method : Paragon File : 080913A Printed : 9/13/2008 16:11:14
SampleId1 : B2 **SampleId2 :** **[STD]**
Analysis commenced : 9/13/2008 09:44:16
Dilution ratio : 1.00000 to 1.00000 Tray : Position : TUBE4

Raw intensities

	Ag	**Al**	**As**	**B**	**Ba**	**Be**	**Bi**	**Ca**	**Cd**
	Reading	Reading	Reading	Reading	Reading	Reading	Reading	Reading	Reading
#1	3.794	1.755	6.887	24.508	39.111	6.284	2.224	0.522	45.628
#2	3.778	1.754	6.857	24.502	38.991	6.260	2.179	0.519	45.422
Mean	**3.786**	**1.755**	**6.872**	**24.505**	**39.051**	**6.272**	**2.202**	**0.520**	**45.525**
%RSD	0.299	0.040	0.309	0.017	0.217	0.271	1.445	0.408	0.320

	Co	**Cr**	**Cu**	**Fe**	**K**	**Li**	**Mg**	**Mn**	**Mo**
	Reading	Reading	Reading	Reading	Reading	Reading	Reading	Reading	Reading
#1	10.288	38.411	10.658	0.580	10.575	1.865	1.378	15.545	22.662
#2	10.260	38.256	10.634	0.586	10.555	1.865	1.373	15.475	22.665
Mean	**10.274**	**38.334**	**10.646**	**0.583**	**10.565**	**1.865**	**1.376**	**15.510**	**22.664**
%RSD	0.193	0.286	0.159	0.728	0.134	0.000	0.257	0.319	0.009

	Na	**Ni**	**P**	**Pb I**	**Pb II**	**S**	**Sb**	**Se I**	**Se II**
	Reading	Reading	Reading	Reading	Reading	Reading	Reading	Reading	Reading

#1	1.943	59.668	15.870	63.809	46.370	0.098	5.095	16.630	14.659
#2	1.961	59.354	15.491	63.753	46.289	0.096	5.052	16.560	14.718
Mean	**1.952**	**59.511**	**15.680**	**63.781**	**46.329**	**0.097**	**5.073**	**16.595**	**14.689**
%RSD	0.652	0.373	1.709	0.062	0.124	1.458	0.599	0.298	0.284

	Si	**Sn**	**Sr**	**Th**	**Ti**	**Tl**	**U**	**V**	**Zn**
	Reading	Reading	Reading	Reading	Reading	Reading	Reading	Reading	Reading
#1	42.901	10.802	114.644	10.875	116.201	8.924	1.958	17.378	5.343
#2	42.729	10.758	114.246	10.869	115.671	8.895	1.958	17.245	5.295
Mean	**42.815**	**10.780**	**114.445**	**10.872**	**115.936**	**8.910**	**1.958**	**17.312**	**5.319**
%RSD	0.284	0.289	0.246	0.039	0.323	0.230	0.000	0.543	0.638

	Zr	**Pb**	**Se**
	Reading	Reading	Reading
#1	4.051		
#2	4.032		
Mean	**4.042**	**0.000**	**0.000**
%RSD	0.332	0.000	0.000

Method : Paragon File : 080913A Printed : 9/13/2008 16:11:14
SampleId1 : B1 **SampleId2 :** **[STD]**
Analysis commenced : 9/13/2008 09:46:17
Dilution ratio : 1.00000 to 1.00000 Tray : Position : TUBE5

Raw intensities

	Ag	**Al**	**As**	**B**	**Ba**	**Be**	**Bi**	**Ca**	**Cd**
	Reading	Reading	Reading	Reading	Reading	Reading	Reading	Reading	Reading
#1	28.662	2.723	47.267	226.493	367.880	57.768	3.001	0.693	418.922
#2	28.623	2.718	47.195	225.930	368.090	57.795	3.011	0.694	418.045
Mean	**28.642**	**2.721**	**47.231**	**226.212**	**367.985**	**57.782**	**3.006**	**0.694**	**418.484**
%RSD	0.096	0.130	0.108	0.176	0.040	0.033	0.235	0.102	0.148

	Co	**Cr**	**Cu**	**Fe**	**K**	**Li**	**Mg**	**Mn**	**Mo**
	Reading	Reading	Reading	Reading	Reading	Reading	Reading	Reading	Reading
#1	88.866	356.727	97.732	0.910	10.968	1.999	1.566	145.406	208.060
#2	88.780	356.827	97.418	0.905	10.967	2.001	1.574	145.461	208.375
Mean	**88.823**	**356.777**	**97.575**	**0.908**	**10.968**	**2.000**	**1.570**	**145.434**	**208.218**
%RSD	0.068	0.020	0.228	0.390	0.006	0.071	0.360	0.027	0.107

	Na	**Ni**	**P**	**Pb I**	**Pb II**	**S**	**Sb**	**Se I**	**Se II**
	Reading	Reading	Reading	Reading	Reading	Reading	Reading	Reading	Reading
#1	2.777	553.520	127.137	434.381	369.724	0.120	24.508	79.703	91.492
#2	2.774	553.933	126.275	434.489	368.746	0.124	24.534	79.619	91.320
Mean	**2.776**	**553.727**	**126.706**	**434.435**	**369.235**	**0.122**	**24.521**	**79.661**	**91.406**
%RSD	0.076	0.053	0.481	0.018	0.187	2.318	0.075	0.075	0.133

	Si	**Sn**	**Sr**	**Th**	**Ti**	**Tl**	**U**	**V**	**Zn**
	Reading	Reading	Reading	Reading	Reading	Reading	Reading	Reading	Reading
#1	378.960	82.446	1034.088	41.536	1115.436	58.695	2.207	154.167	49.489

#2	378.902	82.584	1034.227	41.557	1115.191	58.791	2.208	154.025	49.574
Mean	**378.931**	**82.515**	**1034.158**	**41.547**	**1115.314**	**58.743**	**2.208**	**154.096**	**49.531**
%RSD	0.011	0.118	0.010	0.036	0.016	0.116	0.032	0.065	0.121

	Zr	**Pb**	**Se**
	Reading	Reading	Reading
#1	12.911		
#2	12.918		
Mean	**12.915**	**0.000**	**0.000**
%RSD	0.038	0.000	0.000

Method : Paragon File : 080913A Printed : 9/13/2008 16:11:15
SampleId1 : A3 **SampleId2 :** **[STD]**
Analysis commenced : 9/13/2008 09:48:17
Dilution ratio : 1.00000 to 1.00000 Tray : Position : TUBE6

Raw intensities

	Ag	**Al**	**As**	**B**	**Ba**	**Be**	**Bi**	**Ca**	**Cd**
	Reading	Reading	Reading	Reading	Reading	Reading	Reading	Reading	Reading
#1	1.018	12.679	2.382	1.940	0.470	0.434	2.210	20.718	1.878
#2	1.020	12.694	2.389	1.909	0.518	0.440	2.206	20.703	1.925
Mean	**1.019**	**12.687**	**2.386**	**1.925**	**0.494**	**0.437**	**2.208**	**20.711**	**1.902**
%RSD	0.139	0.084	0.207	1.139	6.871	0.971	0.128	0.051	1.748

	Co	**Cr**	**Cu**	**Fe**	**K**	**Li**	**Mg**	**Mn**	**Mo**
	Reading	Reading	Reading	Reading	Reading	Reading	Reading	Reading	Reading
#1	1.418	2.514	0.714	21.733	18.912	12.980	14.618	0.182	1.530
#2	1.428	2.539	0.730	21.739	18.866	12.968	14.622	0.201	1.534
Mean	**1.423**	**2.527**	**0.722**	**21.736**	**18.889**	**12.974**	**14.620**	**0.192**	**1.532**
%RSD	0.497	0.700	1.567	0.020	0.172	0.065	0.019	7.016	0.185

	Na	**Ni**	**P**	**Pb I**	**Pb II**	**S**	**Sb**	**Se I**	**Se II**
	Reading	Reading	Reading	Reading	Reading	Reading	Reading	Reading	Reading
#1	40.549	3.653	0.732	22.957	10.239	0.093	2.978	9.542	6.238
#2	40.502	3.722	0.718	22.940	10.237	0.094	2.975	9.495	6.189
Mean	**40.526**	**3.688**	**0.725**	**22.949**	**10.238**	**0.094**	**2.977**	**9.519**	**6.214**
%RSD	0.082	1.323	1.365	0.052	0.014	0.756	0.071	0.349	0.558

	Si	**Sn**	**Sr**	**Th**	**Ti**	**Tl**	**U**	**V**	**Zn**
	Reading	Reading	Reading	Reading	Reading	Reading	Reading	Reading	Reading
#1	3.626	2.685	0.722	8.291	2.890	3.294	2.104	1.965	0.306
#2	3.611	2.714	0.855	8.275	3.009	3.301	2.093	1.990	0.317
Mean	**3.619**	**2.700**	**0.789**	**8.283**	**2.950**	**3.298**	**2.099**	**1.978**	**0.312**
%RSD	0.293	0.760	11.927	0.137	2.853	0.150	0.371	0.894	2.497

	Zr	**Pb**	**Se**
	Reading	Reading	Reading
#1	3.182		
#2	3.183		

Mean	**3.183**	**0.000**	**0.000NCH**
%RSD	0.022	0.000	0.000

Method : Paragon File : 080913A Printed : 9/13/2008 16:11:15
SampleId1 : A2 **SampleId2 :** **[STD]**
Analysis commenced : 9/13/2008 09:50:17
Dilution ratio : 1.00000 to 1.00000 Tray : Position : TUBE7

Raw intensities

	Ag	**Al**	**As**	**B**	**Ba**	**Be**	**Bi**	**Ca**	**Cd**
	Reading	Reading	Reading	Reading	Reading	Reading	Reading	Reading	Reading
#1	1.087	108.285	2.580	1.800	0.482	0.438	2.225	192.074	1.906
#2	1.095	107.556	2.577	1.782	0.460	0.433	2.222	191.539	1.874
Mean	**1.091**	**107.921**	**2.579**	**1.791**	**0.471**	**0.436**	**2.224**	**191.807**	**1.890**
%RSD	0.519	0.478	0.082	0.711	3.303	0.812	0.095	0.197	1.197

	Co	**Cr**	**Cu**	**Fe**	**K**	**Li**	**Mg**	**Mn**	**Mo**
	Reading	Reading	Reading	Reading	Reading	Reading	Reading	Reading	Reading
#1	1.467	2.791	0.732	197.102	103.999	143.092	126.451	0.212	1.663
#2	1.477	2.758	0.727	196.565	103.311	141.965	125.853	0.204	1.652
Mean	**1.472**	**2.774**	**0.730**	**196.834**	**103.655**	**142.529**	**126.152**	**0.208**	**1.658**
%RSD	0.480	0.841	0.485	0.193	0.469	0.559	0.335	2.720	0.469

	Na	**Ni**	**P**	**Pb I**	**Pb II**	**S**	**Sb**	**Se I**	**Se II**
	Reading	Reading	Reading	Reading	Reading	Reading	Reading	Reading	Reading
#1	425.325	3.751	0.767	25.270	11.468	0.097	3.451	10.576	6.886
#2	422.072	3.696	0.734	25.412	11.479	0.098	3.473	10.492	6.873
Mean	**423.698**	**3.724**	**0.751**	**25.341**	**11.474**	**0.098**	**3.462**	**10.534**	**6.880**
%RSD	0.543	1.044	3.109	0.396	0.068	0.725	0.449	0.564	0.134

	Si	**Sn**	**Sr**	**Th**	**Ti**	**Tl**	**U**	**V**	**Zn**
	Reading	Reading	Reading	Reading	Reading	Reading	Reading	Reading	Reading
#1	3.751	2.939	0.820	11.485	3.147	3.546	2.400	2.159	0.370
#2	3.742	2.916	0.752	11.478	3.090	3.604	2.410	2.140	0.369
Mean	**3.747**	**2.928**	**0.786**	**11.482**	**3.119**	**3.575**	**2.405**	**2.149**	**0.370**
%RSD	0.170	0.556	6.117	0.043	1.292	1.147	0.294	0.625	0.191

	Zr	**Pb**	**Se**
	Reading	Reading	Reading
#1	3.442		
#2	3.448		
Mean	**3.445**	**0.000**	**0.000**
%RSD	0.123	0.000	0.000

Method : Paragon File : 080913A Printed : 9/13/2008 16:11:15
SampleId1 : A1 **SampleId2 :** **[STD]**
Analysis commenced : 9/13/2008 09:52:18
Dilution ratio : 1.00000 to 1.00000 Tray : Position : TUBE8

Raw intensities **16:11:17** **User: ROY FRENCH**

	Ag	**Al**	**As**	**B**	**Ba**	**Be**	**Bi**	**Ca**	**Cd**
	Reading	Reading	Reading	Reading	Reading	Reading	Reading	Reading	Reading
#1	1.213	937.695	4.467	2.446	0.510	0.470	2.538	1591.661	2.204
#2	1.224	930.934	4.393	2.429	0.510	0.471	2.492	1587.296	2.218
Mean	**1.219**	**934.315**	**4.430**	**2.438**	**0.510**	**0.471**	**2.515**	**1589.479**	**2.211**
%RSD	0.638	0.512	1.181	0.493	0.000	0.150	1.293	0.194	0.448

	Co	**Cr**	**Cu**	**Fe**	**K**	**Li**	**Mg**	**Mn**	**Mo**
	Reading	Reading	Reading	Reading	Reading	Reading	Reading	Reading	Reading
#1	1.828	3.828	0.788	1481.020	907.359	1783.518	1138.641	0.448	3.321
#2	1.835	3.839	0.788	1477.630	900.215	1766.607	1134.941	0.450	3.307
Mean	**1.832**	**3.834**	**0.788**	**1479.325**	**903.787**	**1775.063**	**1136.791**	**0.449**	**3.314**
%RSD	0.270	0.203	0.000	0.162	0.559	0.674	0.230	0.315	0.299

	Na	**Ni**	**P**	**Pb I**	**Pb II**	**S**	**Sb**	**Se I**	**Se II**
	Reading	Reading	Reading	Reading	Reading	Reading	Reading	Reading	Reading
#1	3138.467	4.332	1.054	47.082	21.700	0.139	7.862	19.013	12.644
#2	3118.769	4.310	1.061	47.071	21.659	0.142	7.865	18.972	12.673
Mean	**3128.618**	**4.321**	**1.058**	**47.076**	**21.679**	**0.141**	**7.864**	**18.993**	**12.659**
%RSD	0.445	0.360	0.468	0.017	0.134	1.510	0.027	0.153	0.162

	Si	**Sn**	**Sr**	**Th**	**Ti**	**Tl**	**U**	**V**	**Zn**
	Reading	Reading	Reading	Reading	Reading	Reading	Reading	Reading	Reading
#1	4.698	4.740	1.564	20.079	3.757	6.452	3.822	2.908	0.890
#2	4.700	4.758	1.559	20.097	3.785	6.438	3.818	2.911	0.881
Mean	**4.699**	**4.749**	**1.562**	**20.088**	**3.771**	**6.445**	**3.820**	**2.910**	**0.886**
%RSD	0.030	0.268	0.226	0.063	0.525	0.154	0.074	0.073	0.719

	Zr	**Pb**	**Se**
	Reading	Reading	Reading
#1	4.047		
#2	4.062		
Mean	**4.055**	**0.000**	**0.000**
%RSD	0.262	0.000	0.000

Method : Paragon File : 080913A Printed : 9/13/2008 16:11:16
SampleId1 : C3 **SampleId2 :** **[STD]**
Analysis commenced : 9/13/2008 09:54:18
Dilution ratio : 1.00000 to 1.00000 Tray : Position : TUBE9

Raw intensities

	Ag	**Al**	**As**	**B**	**Ba**	**Be**	**Bi**	**Ca**	**Cd**
	Reading	Reading	Reading	Reading	Reading	Reading	Reading	Reading	Reading
#1	1.077	2.461	2.369	1.580	0.427	0.415	2.577	2.190	1.874
#2	1.076	2.258	2.343	1.557	0.422	0.415	2.574	1.736	1.843
Mean	**1.077**	**2.359**	**2.356**	**1.569**	**0.425**	**0.415**	**2.576**	**1.963**	**1.859**
%RSD	0.066	6.084	0.780	1.037	0.833	0.000	0.082	16.354	1.179

ted: 9/13/2008 16:11:17 User: ROY FRENCH

	Co	**Cr**	**Cu**	**Fe**	**K**	**Li**	**Mg**	**Mn**	**Mo**
	Reading	Reading	Reading	Reading	Reading	Reading	Reading	Reading	Reading
#1	1.459	2.571	0.719	2.223	12.448	2.937	2.582	0.159	1.426
#2	1.441	2.553	0.718	1.797	12.173	2.713	2.285	0.158	1.438
Mean	**1.450**	**2.562**	**0.718**	**2.010**	**12.311**	**2.825**	**2.434**	**0.159**	**1.432**
%RSD	0.878	0.497	0.098	14.986	1.580	5.607	8.630	0.446	0.593

	Na	**Ni**	**P**	**Pb I**	**Pb II**	**S**	**Sb**	**Se I**	**Se II**
	Reading	Reading	Reading	Reading	Reading	Reading	Reading	Reading	Reading
#1	5.098	3.706	0.678	23.466	10.471	0.204	2.994	9.458	6.327
#2	4.262	3.633	0.702	23.240	10.435	0.203	2.966	9.555	6.278
Mean	**4.680**	**3.670**	**0.690**	**23.353**	**10.453**	**0.204**	**2.980**	**9.506**	**6.303**
%RSD	12.631	1.407	2.460	0.684	0.244	0.347	0.664	0.721	0.550

	Si	**Sn**	**Sr**	**Th**	**Ti**	**Tl**	**U**	**V**	**Zn**
	Reading	Reading	Reading	Reading	Reading	Reading	Reading	Reading	Reading
#1	3.416	2.687	0.546	8.529	2.754	3.245	2.790	2.040	0.298
#2	3.383	2.672	0.533	8.459	2.735	3.257	2.787	2.023	0.297
Mean	**3.400**	**2.680**	**0.540**	**8.494**	**2.745**	**3.251**	**2.789**	**2.032**	**0.298**
%RSD	0.686	0.396	1.704	0.583	0.490	0.261	0.076	0.592	0.238

	Zr	**Pb**	**Se**
	Reading	Reading	Reading
#1	6.580		
#2	6.574		
Mean	**6.577**	**0.000**	**0.000**
%RSD	0.065	0.000	0.000

Method : Paragon File : 080913A Printed : 9/13/2008 16:11:16
SampleId1 : C2 **SampleId2 :** **[STD]**
Analysis commenced : 9/13/2008 09:56:18
Dilution ratio : 1.00000 to 1.00000 Tray : Position : TUBE10

Raw intensities

	Ag	**Al**	**As**	**B**	**Ba**	**Be**	**Bi**	**Ca**	**Cd**
	Reading	Reading	Reading	Reading	Reading	Reading	Reading	Reading	Reading
#1	1.201	2.058	2.327	1.613	0.420	0.436	5.616	1.191	1.850
#2	1.198	1.986	2.353	1.613	0.414	0.437	5.564	1.042	1.856
Mean	**1.200**	**2.022**	**2.340**	**1.613**	**0.417**	**0.437**	**5.590**	**1.117**	**1.853**
%RSD	0.177	2.518	0.786	0.000	1.017	0.162	0.658	9.437	0.229

	Co	**Cr**	**Cu**	**Fe**	**K**	**Li**	**Mg**	**Mn**	**Mo**
	Reading	Reading	Reading	Reading	Reading	Reading	Reading	Reading	Reading
#1	1.455	2.901	0.769	1.238	11.808	2.359	2.236	0.174	1.415
#2	1.456	2.898	0.764	1.081	11.681	2.273	2.143	0.172	1.415
Mean	**1.456**	**2.900**	**0.767**	**1.160**	**11.744**	**2.316**	**2.189**	**0.173**	**1.415**
%RSD	0.049	0.073	0.461	9.574	0.765	2.626	3.003	0.817	0.000

	Na	Ni	P	Pb I	Pb II	S	Sb	Se I	Se II
	Reading	Reading	Reading	Reading	Reading	Reading	Reading	Reading	Reading
#1	3.191	3.697	0.711	23.485	10.555	1.236	2.953	9.512	6.249
#2	2.901	3.679	0.729	23.381	10.594	1.249	2.961	9.423	6.216
Mean	**3.046**	**3.688**	**0.720**	**23.433**	**10.575**	**1.243**	**2.957**	**9.468**	**6.233**
%RSD	6.732	0.345	1.768	0.314	0.261	0.740	0.191	0.665	0.374

	Si	Sn	Sr	Th	Ti	Tl	U	V	Zn
	Reading	Reading	Reading	Reading	Reading	Reading	Reading	Reading	Reading
#1	3.666	2.655	0.543	12.766	2.926	3.280	8.393	2.142	0.303
#2	3.657	2.662	0.541	12.722	2.902	3.252	8.410	2.136	0.300
Mean	**3.662**	**2.659**	**0.542**	**12.744**	**2.914**	**3.266**	**8.402**	**2.139**	**0.302**
%RSD	0.174	0.186	0.261	0.244	0.582	0.606	0.143	0.198	0.704

	Zr	Pb	Se
	Reading	Reading	Reading
#1	37.339		
#2	37.498		
Mean	**37.418**	**0.000**	**0.000**
%RSD	0.300	0.000	0.000

Method : Paragon File : 080913A Printed : 9/13/2008 16:11:16
SampleId1 : C1 **SampleId2 :** **[STD]**
Analysis commenced : 9/13/2008 09:58:19
Dilution ratio : 1.00000 to 1.00000 Tray : Position : TUBE11

Raw intensities

	Ag	Al	As	B	Ba	Be	Bi	Ca	Cd
	Reading	Reading	Reading	Reading	Reading	Reading	Reading	Reading	Reading
#1	2.693	2.896	2.515	2.422	0.429	0.666	37.929	1.278	2.138
#2	2.698	2.918	2.532	2.412	0.430	0.668	37.939	1.342	2.139
Mean	**2.696**	**2.907**	**2.524**	**2.417**	**0.430**	**0.667**	**37.934**	**1.310**	**2.138**
%RSD	0.131	0.535	0.476	0.293	0.165	0.212	0.019	3.455	0.033

	Co	Cr	Cu	Fe	K	Li	Mg	Mn	Mo
	Reading	Reading	Reading	Reading	Reading	Reading	Reading	Reading	Reading
#1	1.756	7.070	1.350	1.249	11.405	2.123	5.605	0.334	1.503
#2	1.749	7.079	1.353	1.309	11.376	2.149	5.641	0.336	1.511
Mean	**1.753**	**7.075**	**1.352**	**1.279**	**11.391**	**2.136**	**5.623**	**0.335**	**1.507**
%RSD	0.282	0.090	0.157	3.317	0.180	0.861	0.453	0.422	0.375

	Na	Ni	P	Pb I	Pb II	S	Sb	Se I	Se II
	Reading	Reading	Reading	Reading	Reading	Reading	Reading	Reading	Reading
#1	2.733	4.380	0.890	27.982	13.474	12.084	3.159	10.157	6.531
#2	2.868	4.382	0.910	27.999	13.554	12.132	3.138	10.049	6.558
Mean	**2.801**	**4.381**	**0.900**	**27.990**	**13.514**	**12.108**	**3.149**	**10.103**	**6.544**
%RSD	3.409	0.032	1.571	0.043	0.419	0.280	0.472	0.756	0.292

	Si	Sn	Sr	Th	Ti	Tl	U	V	Zn

	Reading	Reading	Reading	Reading	Reading	Reading	Reading	Reading	Reading
#1	6.858	2.961	0.741	59.303	5.486	3.548	68.219	3.750	0.350
#2	6.872	2.940	0.740	59.368	5.484	3.589	68.457	3.736	0.348
Mean	**6.865**	**2.951**	**0.741**	**59.336**	**5.485**	**3.569**	**68.338**	**3.743**	**0.349**
%RSD	0.144	0.503	0.095	0.077	0.026	0.812	0.246	0.264	0.405

	Zr	**Pb**	**Se**
	Reading	Reading	Reading
#1	365.080		
#2	366.115		
Mean	**365.598**	**0.000**	**0.000**
%RSD	0.200	0.000	0.000

Line calibration information

Analyte	Reporting name	C0	C1	C2	C3	Correlation coefficient	Low limit	High limit	Date of last regression
Ag 328.068	Ag	0.0007655	0.0767467	0.0000733	0	1.0000	-0.012	26.416	9/13/2008 10:16:15
Al 308.215	Al	0.1971055	0.4544811	0.0000956	0	1.0000	-0.587	893.643	9/13/2008 10:16:16
As 189.042/2	As	0.0107595	0.1283465	0.0000492	0	1.0000	-0.086	41.785	9/13/2008 10:16:16
B 249.678/2	B	-0.004508	0.0558045	0.0000093	0	1.0000	0.049	183.510	9/13/2008 10:16:16
Ba 493.409	Ba	-0.0006125	0.0361711	0.0000065	0	1.0000	0.006	293.538	9/13/2008 10:16:17
Be 313.042	Be	-0.0072863	0.0180655	0.0000064	0	1.0000	0.421	57.782	9/13/2008 10:16:17
Bi 223.061	Bi	0.0035151	0.1395078	-0.0003176	0	1.0000	-0.053	33.568	9/13/2008 10:16:17
Ca 317.933	Ca	-0.0463778	0.2557716	0.0000471	0	0.99998	0.093	1491.082	9/13/2008 10:16:18
Cd 226.502/2	Cd	-0.0007458	0.0123759	0.0000017	0	1.0000	0.049	398.202	9/13/2008 10:16:18
Co 228.616	Co	0.0007811	0.0646866	0.0000167	0	1.0000	-0.021	79.341	9/13/2008 10:16:18
Cr 267.716	Cr	-0.0005499	0.0318305	0.0000016	0	1.0000	-0.010	324.018	9/13/2008 10:16:19
Cu 324.753	Cu	-0.0160943	0.1094198	0.0000359	0	1.0000	0.156	92.959	9/13/2008 10:16:19
Fe 259.94	Fe	-0.0095302	0.0981562	0.0000292	0	1.0000	0.002	1432.367	9/13/2008 10:16:19
K 766.491	K	-2.6985968	0.2557905	0.0000153	0	1.0000	10.543	903.787	9/13/2008 10:16:20
Li 670.784	Li	-0.0030579	0.0030955	-0.0000004	0	1.0000	1.861	1775.063	9/13/2008 10:16:20
Mg 279.078	Mg	-0.0329634	0.3984642	0.0000384	0	0.99992	-0.017	1088.127	9/13/2008 10:16:21
Mn 257.61	Mn	-0.0005835	0.0700534	0.0000311	0	1.0000	0.001	140.044	9/13/2008 10:16:21
Mo 202.03/2	Mo	-0.0016352	0.050539	0.0000078	0	1.0000	0.021	199.670	9/13/2008 10:16:21
Na 588.995	Na	0.0013487	0.0527839	0.0000077	0	1.0000	1.784	3128.618	9/13/2008 10:16:22
Ni 231.604	Ni	-0.000243	0.0193761	0.0000008	0	1.0000	0.035	518.948	9/13/2008 10:16:22
P 178.287/2	P	-0.0196988	0.3636646	0.0005852	0	1.0000	0.043	123.262	9/13/2008 10:16:22
Pb 220.351	Pb I	0.0041369	0.029906	0.0000016	0	1.0000	-0.166	351.164	9/13/2008 10:16:23
Pb 220.352/2	Pb II	-0.0066417	0.0339105	0.0000022	0	1.0000	0.180	307.096	9/13/2008 10:16:23
S 182.04/2	S	-0.0113186	4.051742	-0.0176581	0	1.0000	0.003	11.785	9/13/2008 10:16:23
Sb 206.838/2	Sb	-0.0027073	0.1288133	0.0002958	0	1.0000	0.013	16.995	9/13/2008 10:16:24
Se 196.021	Se I	-0.0039184	0.0842791	0.0000654	0	1.0000	0.066	59.452	9/13/2008 10:16:24
Se 196.021/2	Se II	-0.0013258	0.0843656	0.0000121	0	1.0000	0.031	61.660	9/13/2008 10:16:24
Si 288.158	Si	-0.1388181	0.1486093	0.0000229	0	1.0000	1.074	353.793	9/13/2008 10:16:25
Sn 189.989	Sn	0.0019586	0.1558972	0.0000587	0	1.0000	-0.020	66.737	9/13/2008 10:16:25
Sr 421.552	Sr	-0.0011292	0.0099681	0.0000011	0	1.0000	0.036	987.009	9/13/2008 10:16:25

Th 283.73/2	Th	-0.1270332	0.114244	0.0000343	0	0.99999	1.072	18.516	9/13/2008 10:16:26
Ti 334.941	Ti	0.0001699	0.0105927	0.0000002	0	1.0000	-0.115	1000.978	9/13/2008 10:16:26
Tl 190.864/2	Tl	0.0109274	0.1074762	0.0000577	0	1.0000	-0.092	47.419	9/13/2008 10:16:26
U 385.958	U	0.0083298	0.8075048	-0.000829	0	1.0000	-0.018	62.851	9/13/2008 10:16:27
V 292.402	V	-0.0000143	0.0359064	0.0000047	0	1.0000	-0.013	144.572	9/13/2008 10:16:27
Zn 206.2	Zn	-0.0002294	0.2121456	0.0001059	0	1.0000	0.000	48.251	9/13/2008 10:16:28
Zr 339.198	Zr	-0.0004587	0.015348	-0.0000028	0	1.0000	0.041	347.750	9/13/2008 10:16:28

Method : Paragon File : 080913A Printed : 9/13/2008 16:11:28
SampleId1 : MIXBHIGH **SampleId2 :** **[CV]**
Analysis commenced : 9/13/2008 10:19:15
Dilution ratio : 1.00000 to 1.00000 Tray : Position : TUBE5

Final concentrations

	Ag	**Al**	**As**	**B**	**Ba**	**Be**	**Bi**	**Ca**	**Cd**
	ppm	ppm	ppm	ppm	ppm	ppm	ppm	ppm	ppm
#1	1.95920	0.00416	4.88951	9.85900	9.95728	0.97011	-0.00566	-0.02963	4.90816
#2	1.97564	0.00167	4.94924	9.95027	10.05022	0.98003	-0.00605	-0.02857	4.94652
Mean	**1.96742**	**0.00292**	**4.91938**	**9.90464**	**10.00375**	**0.97507**	**-0.00586**	**-0.02910**	**4.92734**
%RSD	0.59089	60.35030	0.85849	0.65157	0.65696	0.71900	4.75604	2.58306	0.55052

	Co	**Cr**	**Cu**	**Fe**	**K**	**Li**	**Mg**	**Mn**	**Mo**
	ppm	ppm	ppm	ppm	ppm	ppm	ppm	ppm	ppm
#1	4.91144	9.91183	9.73499	-0.03014	0.24744	0.00417	-0.03966	9.79244	9.81543
#2	4.96496	10.00717	9.79944	-0.02877	0.23972	0.00418	-0.03296	9.88305	9.91631
Mean	**4.93820**	**9.95950**	**9.76722**	**-0.02945**	**0.24358**	**0.00417**	**-0.03631**	**9.83775**	**9.86587**
%RSD	0.76627	0.67688	0.46663	3.29856	2.24044	0.12175	13.03838	0.65128	0.72304

	Na	**Ni**	**P**	**Pb I**	**Pb II**	**S**	**Sb**	**Se I**	**Se II**
	ppm	ppm	ppm	ppm	ppm	ppm	ppm	ppm	ppm
#1	0.16067	9.85124	52.69021	9.84177	9.76627	0.00649	1.95799	4.86016	4.76264
#2	0.15956	9.95997	53.34387	9.93007	9.78457	0.01539	1.97011	4.88564	4.76035
Mean	**0.16012**	**9.90561**	**53.01704**	**9.88592**	**9.77542**	**0.01094**	**1.96405**	**4.87290**	**4.76150**
%RSD	0.49309	0.77613	0.87181	0.63153	0.13234	57.54713	0.43663	0.36971	0.03403

	Si	**Sn**	**Sr**	**Th**	**Ti**	**Tl**	**U**	**V**	**Zn**
	ppm	ppm	ppm	ppm	ppm	ppm	ppm	ppm	ppm
#1	49.30050	9.88009	9.77071	1.85900	9.67845	4.93366	-0.05183	4.91074	9.80057
#2	49.64500	10.00371	9.85039	1.89132	9.76452	5.01139	-0.04335	4.95300	9.89904
Mean	**49.47275**	**9.94190**	**9.81055**	**1.87516**	**9.72148**	**4.97252**	**-0.04759**	**4.93187**	**9.84981**
%RSD	0.49239	0.87925	0.57437	1.21874	0.62607	1.10527	12.59296	0.60590	0.70690

	Zr	**Pb**	**Se**
	ppm	calc	calc
#1	-0.05162	9.79141	4.79512
#2	-0.05277	9.83302	4.80207
Mean	**-0.05220**	**9.81222**	**4.79859**
%RSD	1.54944	0.29981	0.10249

Method : Paragon File : 080913A Printed : 9/13/2008 16:11:29
SampleId1 : MIXAHIGH **SampleId2 :** **[CV]**
Analysis commenced : 9/13/2008 10:30:13
Dilution ratio : 1.00000 to 1.00000 Tray : Position : TUBE8

Final concentrations

	Ag	Al	As	B	Ba	Be	Bi	Ca	Cd
	ppm	ppm	ppm	ppm	ppm	ppm	ppm	ppm	ppm
#1	-0.00214	521.83483	-0.00403	0.00236	0.00055	0.00082	-0.00477	505.43979	-0.00090
#2	-0.00092	520.55359	-0.00567	0.00500	0.00087	0.00083	0.01008	505.64056	-0.00029
Mean	**-0.00153**	**521.19421**	**-0.00485**	**0.00368**	**0.00071**	**0.00083**	**0.00265**	**505.54017**	**-0.00059**
%RSD	56.16127	0.17383	23.96550	50.77672	32.19891	1.07151	395.91390	0.02808	72.55017

	Co	Cr	Cu	Fe	K	Li	Mg	Mn	Mo
	ppm	ppm	ppm	ppm	ppm	ppm	ppm	ppm	ppm
#1	0.00412	0.01035	-0.01172	201.00543	261.23712	5.18604	511.13695	0.00592	-0.00343
#2	0.00578	0.01311	-0.00934	200.84976	260.67247	5.17660	510.80914	0.00632	-0.00231
Mean	**0.00495**	**0.01173**	**-0.01053**	**200.92759**	**260.95480**	**5.18132**	**510.97304**	**0.00612**	**-0.00287**
%RSD	23.79510	16.67908	15.96288	0.05478	0.15300	0.12889	0.04536	4.64723	27.47752

	Na	Ni	P	Pb I	Pb II	S	Sb	Se I	Se II
	ppm	ppm	ppm	ppm	ppm	ppm	ppm	ppm	ppm
#1	259.07733	0.00055	0.02102	-0.04846	0.02876	-0.00687	0.01491	-0.00188	0.00800
#2	258.35708	0.00155	0.02068	-0.01742	0.01467	0.01539	0.02653	0.00629	0.00466
Mean	**258.71721**	**0.00105**	**0.02085**	**-0.03294**	**0.02171**	**0.00426**	**0.02072**	**0.00220**	**0.00633**
%RSD	0.19685	67.34182	1.13207	66.64643	45.88933	369.26703	39.65535	261.90740	37.38930

	Si	Sn	Sr	Th	Ti	Tl	U	V	Zn
	ppm	ppm	ppm	ppm	ppm	ppm	ppm	ppm	ppm
#1	-0.01442	-0.00781	0.00682	-0.07300	-0.00193	0.06696	0.09854	-0.00074	0.01918
#2	-0.00847	0.00444	0.00693	-0.07620	-0.00176	0.06802	0.14269	0.00223	0.01837
Mean	**-0.01145**	**-0.00169**	**0.00688**	**-0.07460**	**-0.00184**	**0.06749**	**0.12061**	**0.00074**	**0.01877**
%RSD	36.75813	513.78971	1.11883	3.03645	6.38885	1.10897	25.88407	282.87928	3.04588

	Zr	Pb	Se
	ppm	calc	calc
#1	0.00875	0.00304	0.00471
#2	0.01041	0.00398	0.00520
Mean	**0.00958**	**0.00351**	**0.00496**
%RSD	12.25332	18.91577	6.93761

Method : Paragon File : 080913A Printed : 9/13/2008 16:11:29
SampleId1 : MIXCHIGH **SampleId2 :** **[CV]**
Analysis commenced : 9/13/2008 10:32:14
Dilution ratio : 1.00000 to 1.00000 Tray : Position : TUBE11

Final concentrations

	Ag	Al	As	B	Ba	Be	Bi	Ca	Cd
	ppm	ppm	ppm	ppm	ppm	ppm	ppm	ppm	ppm
#1	-0.01078	0.40626	-0.00203	0.01228	-0.00129	0.00408	4.91675	0.19844	-0.00059
#2	-0.01048	0.45044	0.00102	0.01287	-0.00129	0.00413	4.95912	0.21705	-0.00056
Mean	**-0.01063**	**0.42835**	**-0.00051**	**0.01258**	**-0.00129**	**0.00410**	**4.93794**	**0.20774**	**-0.00057**
%RSD	2.03529	7.29246	426.90638	3.26650	0.00000	0.85093	0.60668	6.33450	3.98625

	Co	Cr	Cu	Fe	K	Li	Mg	Mn	Mo

	ppm	ppm	ppm	ppm	ppm	ppm	ppm	ppm	ppm
#1	0.00317	-0.01794	-0.00874	0.05978	0.37412	0.00677	-0.26771	0.00458	-0.00086
#2	0.00447	-0.01774	-0.00804	0.06852	0.37545	0.00683	-0.23424	0.00471	-0.00052
Mean	**0.00382**	**-0.01784**	**-0.00839**	**0.06415**	**0.37479**	**0.00680**	**-0.25097**	**0.00465**	**-0.00069**
%RSD	23.96414	0.77633	5.91389	9.63324	0.25107	0.67242	9.43116	2.04084	34.88754

	Na	**Ni**	**P**	**Pb I**	**Pb II**	**S**	**Sb**	**Se I**	**Se II**
	ppm	ppm	ppm	ppm	ppm	ppm	ppm	ppm	ppm
#1	0.24689	-0.00121	0.02736	0.00552	-0.00833	49.02640	-0.00021	0.00838	-0.01140
#2	0.25376	-0.00143	0.02536	0.00577	-0.01375	49.30131	0.00115	0.01353	-0.00997
Mean	**0.25033**	**-0.00132**	**0.02636**	**0.00565**	**-0.01104**	**49.16386**	**0.00047**	**0.01096**	**-0.01069**
%RSD	1.94056	12.14809	5.37333	3.13872	34.72581	0.39540	203.89967	33.25746	9.45170

	Si	**Sn**	**Sr**	**Th**	**Ti**	**Tl**	**U**	**V**	**Zn**
	ppm	ppm	ppm	ppm	ppm	ppm	ppm	ppm	ppm
#1	-0.03900	0.01917	0.00038	0.98567	0.00551	-0.00438	49.66232	-0.00837	0.00442
#2	-0.03042	0.02165	0.00038	1.02724	0.00575	-0.00985	50.09136	-0.00715	0.00482
Mean	**-0.03471**	**0.02041**	**0.00038**	**1.00645**	**0.00563**	**-0.00712**	**49.87684**	**-0.00776**	**0.00462**
%RSD	17.46884	8.59319	0.00000	2.92085	3.07523	54.31075	0.60824	11.13712	6.18504

	Zr	**Pb**	**Se**
	ppm	calc	calc
#1	4.84001	-0.00372	-0.00481
#2	4.87409	-0.00725	-0.00215
Mean	**4.85705**	**-0.00548**	**-0.00348**
%RSD	0.49616	45.55510	54.22637

Method : Paragon File : 080913A Printed : 9/13/2008 16:11:29
SampleId1 : ICV **SampleId2 :** **[CV]**
Analysis commenced : 9/13/2008 10:59:58
Dilution ratio : 1.00000 to 1.00000 Tray : Position : STD1

Final concentrations

	Ag	**Al**	**As**	**B**	**Ba**	**Be**	**Bi**	**Ca**	**Cd**
	ppm	ppm	ppm	ppm	ppm	ppm	ppm	ppm	ppm
#1	0.09809	25.60097	0.25153	0.51801	0.50697	0.24986	0.26633	26.39649	0.25648
#2	0.09981	25.38144	0.25305	0.51408	0.50202	0.24960	0.26078	26.32379	0.25517
Mean	**0.09895**	**25.49121**	**0.25229**	**0.51604**	**0.50450**	**0.24973**	**0.26355**	**26.36014**	**0.25583**
%RSD	1.22927	0.60894	0.42830	0.53729	0.69424	0.07304	1.48708	0.19501	0.36048

	Co	**Cr**	**Cu**	**Fe**	**K**	**Li**	**Mg**	**Mn**	**Mo**
	ppm	ppm	ppm	ppm	ppm	ppm	ppm	ppm	ppm
#1	0.24965	0.51126	0.50592	10.70764	25.06870	0.24187	24.97019	0.50002	0.49943
#2	0.24971	0.50944	0.50195	10.68480	24.77938	0.23833	24.85744	0.49954	0.49899
Mean	**0.24968**	**0.51035**	**0.50394**	**10.69622**	**24.92404**	**0.24010**	**24.91381**	**0.49978**	**0.49921**
%RSD	0.01604	0.25176	0.55779	0.15104	0.82082	1.04533	0.32000	0.06687	0.06208

	Na	**Ni**	**P**	**Pb I**	**Pb II**	**S**	**Sb**	**Se I**	**Se II**
	ppm	ppm	ppm	ppm	ppm	ppm	ppm	ppm	ppm

#1	24.99423	0.51205	2.36412	0.50295	0.51304	2.60680	0.25290	0.49617	0.52032
#2	24.70128	0.51137	2.38087	0.51211	0.50625	2.59471	0.25245	0.49348	0.51090
Mean	**24.84775**	**0.51171**	**2.37250**	**0.50753**	**0.50965**	**2.60075**	**0.25267**	**0.49483**	**0.51561**
%RSD	0.83367	0.09411	0.49939	1.27684	0.94097	0.32862	0.12476	0.38371	1.29251

	Si	**Sn**	**Sr**	**Th**	**Ti**	**Tl**	**U**	**V**	**Zn**
	ppm	ppm	ppm	ppm	ppm	ppm	ppm	ppm	ppm
#1	2.48085	0.50147	0.25454	0.14066	0.24863	0.26854	2.62230	0.25522	0.50884
#2	2.46678	0.49577	0.25298	0.14602	0.24781	0.25968	2.61089	0.25464	0.50904
Mean	**2.47381**	**0.49862**	**0.25376**	**0.14334**	**0.24822**	**0.26411**	**2.61660**	**0.25493**	**0.50894**
%RSD	0.40205	0.80899	0.43451	2.64450	0.23457	2.37107	0.30840	0.16175	0.02816

	Zr	**Pb**	**Se**
	ppm	calc	calc
#1	0.55523	0.50968	0.51228
#2	0.55231	0.50821	0.50510
Mean	**0.55377**	**0.50894**	**0.50869**
%RSD	0.37319	0.20449	0.99813

Method : Paragon File : 080913A Printed : 9/13/2008 16:11:30
SampleId1 : ICB **SampleId2 :** **[CB]**
Analysis commenced : 9/13/2008 11:04:12
Dilution ratio : 1.00000 to 1.00000 Tray : Position : STD2

Final concentrations

	Ag	**Al**	**As**	**B**	**Ba**	**Be**	**Bi**	**Ca**	**Cd**
	ppm	ppm	ppm	ppm	ppm	ppm	ppm	ppm	ppm
#1	0.00003	0.00001	0.00348	0.00167	-0.00039	-0.00008	-0.00054	-0.00622	-0.00029
#2	-0.00019	-0.00362	-0.00344	0.00098	-0.00052	-0.00007	0.00114	-0.00801	-0.00021
Mean	**-0.00008**	**-0.00181**	**0.00002**	**0.00133**	**-0.00045**	**-0.00007**	**0.00030**	**-0.00712**	**-0.00025**
%RSD	201.24742	141.83342	21528.16198	36.57982	20.14641	17.27564	391.51967	17.79271	22.55583

	Co	**Cr**	**Cu**	**Fe**	**K**	**Li**	**Mg**	**Mn**	**Mo**
	ppm	ppm	ppm	ppm	ppm	ppm	ppm	ppm	ppm
#1	0.00004	-0.00082	-0.00047	-0.00197	-0.01200	0.00326	-0.02502	-0.00052	-0.00105
#2	0.00004	-0.00143	-0.00079	-0.00217	-0.01250	0.00324	-0.02274	-0.00052	-0.00154
Mean	**0.00004**	**-0.00112**	**-0.00063**	**-0.00207**	**-0.01225**	**0.00325**	**-0.02388**	**-0.00052**	**-0.00130**
%RSD	0.06030	38.44980	35.74291	6.70590	2.84133	0.33683	6.72396	0.00000	26.49551

	Na	**Ni**	**P**	**Pb I**	**Pb II**	**S**	**Sb**	**Se I**	**Se II**
	ppm	ppm	ppm	ppm	ppm	ppm	ppm	ppm	ppm
#1	0.10788	-0.00036	0.00066	-0.00133	-0.00220	0.00894	0.00203	0.00378	0.00294
#2	0.10752	-0.00047	-0.00135	0.00163	0.00002	0.01299	-0.00169	0.00283	0.00285
Mean	**0.10770**	**-0.00041**	**-0.00034**	**0.00015**	**-0.00109**	**0.01097**	**0.00017**	**0.00330**	**0.00289**
%RSD	0.23355	19.39633	411.21736	1420.35045	144.24897	26.12638	1555.49806	20.44474	2.01378

	Si	**Sn**	**Sr**	**Th**	**Ti**	**Tl**	**U**	**V**	**Zn**
	ppm	ppm	ppm	ppm	ppm	ppm	ppm	ppm	ppm
#1	-0.00184	-0.00213	-0.00078	0.00383	-0.00085	-0.00660	-0.00855	0.00005	-0.00063

#2	0.00078	0.00750	-0.00082	-0.00315	-0.00092	0.00478	-0.00011	-0.00069	-0.00063
Mean	**-0.00053**	**0.00269**	**-0.00080**	**0.00034**	**-0.00088**	**-0.00091**	**-0.00433**	**-0.00032**	**-0.00063**
%RSD	352.81588	253.20315	3.36648	1459.62921	5.49042	882.29056	137.78604	164.88249	0.00000

	Zr	**Pb**	**Se**
	ppm	calc	calc
#1	0.00007	-0.00191	0.00322
#2	0.00013	0.00056	0.00284
Mean	**0.00010**	**-0.00068**	**0.00303**
%RSD	44.02175	257.60126	8.70452

Method : Paragon File : 080913A Printed : 9/13/2008 16:11:30
SampleId1 : CRI **SampleId2 :** **[FLEXQC]**
Analysis commenced : 9/13/2008 11:06:31
Dilution ratio : 1.00000 to 1.00000 Tray : Position : STD3

Final concentrations

	Ag	**Al**	**As**	**B**	**Ba**	**Be**	**Bi**	**Ca**	**Cd**
	ppm	ppm	ppm	ppm	ppm	ppm	ppm	ppm	ppm
#1	0.01725	0.45256	0.01135	0.38030	0.37273	0.00930	0.04729	5.13658	0.00889
#2	0.01644	0.45180	0.01088	0.38379	0.37577	0.00935	0.04408	5.14483	0.00896
Mean	**0.01685**	**0.45218**	**0.01111**	**0.38204**	**0.37425**	**0.00933**	**0.04568**	**5.14070**	**0.00892**
%RSD	3.37492	0.11759	2.98705	0.64671	0.57404	0.38770	4.96331	0.11342	0.56891

	Co	**Cr**	**Cu**	**Fe**	**K**	**Li**	**Mg**	**Mn**	**Mo**
	ppm	ppm	ppm	ppm	ppm	ppm	ppm	ppm	ppm
#1	0.09167	0.01867	0.04339	0.19289	3.86085	0.01674	4.50123	0.02752	0.01929
#2	0.09094	0.01780	0.04329	0.19417	3.87490	0.01689	4.52931	0.02752	0.01754
Mean	**0.09130**	**0.01824**	**0.04334**	**0.19353**	**3.86787**	**0.01682**	**4.51527**	**0.02752**	**0.01841**
%RSD	0.57081	3.39036	0.16138	0.46679	0.25697	0.63660	0.43966	0.00000	6.71146

	Na	**Ni**	**P**	**Pb I**	**Pb II**	**S**	**Sb**	**Se I**	**Se II**
	ppm	ppm	ppm	ppm	ppm	ppm	ppm	ppm	ppm
#1	3.91471	0.07762	0.17469	0.00339	0.00441	0.19122	0.11414	0.01059	0.01241
#2	3.96267	0.07684	0.18138	0.00517	0.00615	0.18717	0.11697	0.01677	0.01756
Mean	**3.93869**	**0.07723**	**0.17804**	**0.00428**	**0.00528**	**0.18920**	**0.11555**	**0.01368**	**0.01498**
%RSD	0.86110	0.70884	2.65594	29.35694	23.22823	1.51363	1.73195	31.91302	24.28886

	Si	**Sn**	**Sr**	**Th**	**Ti**	**Tl**	**U**	**V**	**Zn**
	ppm	ppm	ppm	ppm	ppm	ppm	ppm	ppm	ppm
#1	0.08824	0.09723	0.02124	0.06957	0.01767	0.02334	0.18545	0.09501	0.04081
#2	0.08839	0.09329	0.02135	0.06953	0.01790	0.01544	0.17547	0.09508	0.04000
Mean	**0.08831**	**0.09526**	**0.02129**	**0.06955**	**0.01778**	**0.01939**	**0.18046**	**0.09504**	**0.04041**
%RSD	0.11617	2.92565	0.38146	0.04544	0.89567	28.78726	3.90799	0.05072	1.41531

	Zr	**Pb**	**Se**
	ppm	calc	calc
#1	0.05266	0.00407	0.01180
#2	0.05253	0.00582	0.01729

Mean	**0.05259**	**0.00495**	**0.01455NCH**
%RSD	0.18285	24.99449	26.67612

Method : Paragon File : 080913A Printed : 9/13/2008 16:11:30
SampleId1 : ICSA **SampleId2 :** **[FLEXQC]**
Analysis commenced : 9/13/2008 11:15:41
Dilution ratio : 1.00000 to 1.00000 Tray : Position : STD4

Final concentrations

	Ag	**Al**	**As**	**B**	**Ba**	**Be**	**Bi**	**Ca**	**Cd**
	ppm	ppm	ppm	ppm	ppm	ppm	ppm	ppm	ppm
#1	-0.00115	260.09248	0.00043	-0.00435	-0.00052	0.00075	0.00087	265.38762	-0.00032
#2	-0.00092	258.73059	0.00114	-0.00372	-0.00048	0.00073	0.00492	264.44021	-0.00024
Mean	**-0.00103**	**259.41154**	**0.00079**	**-0.00403**	**-0.00050**	**0.00074**	**0.00290**	**264.91391**	**-0.00028**
%RSD	15.29160	0.37123	63.38535	11.11057	4.55042	1.73857	98.76511	0.25288	20.98436

	Co	**Cr**	**Cu**	**Fe**	**K**	**Li**	**Mg**	**Mn**	**Mo**
	ppm	ppm	ppm	ppm	ppm	ppm	ppm	ppm	ppm
#1	0.00251	-0.00155	-0.00437	108.17292	-0.09692	0.00345	260.18094	0.00351	-0.00173
#2	0.00294	-0.00116	-0.00448	107.74145	-0.09175	0.00345	259.01740	0.00337	-0.00125
Mean	**0.00273**	**-0.00136**	**-0.00442**	**107.95718**	**-0.09433**	**0.00345**	**259.59917**	**0.00344**	**-0.00149**
%RSD	11.22225	20.61885	1.65099	0.28261	3.87424	0.12274	0.31693	2.75694	23.04192

	Na	**Ni**	**P**	**Pb I**	**Pb II**	**S**	**Sb**	**Se I**	**Se II**
	ppm	ppm	ppm	ppm	ppm	ppm	ppm	ppm	ppm
#1	0.12871	0.00134	0.02402	0.00380	-0.00625	0.02109	0.00023	0.00547	0.01109
#2	0.12942	0.00012	0.01534	-0.00178	-0.00532	0.00489	0.00553	-0.01217	0.00578
Mean	**0.12907**	**0.00073**	**0.01968**	**0.00101**	**-0.00578**	**0.01299**	**0.00288**	**-0.00335**	**0.00843**
%RSD	0.38981	118.99046	31.18048	390.91822	11.30883	88.20965	130.32686	372.17070	44.48602

	Si	**Sn**	**Sr**	**Th**	**Ti**	**Tl**	**U**	**V**	**Zn**
	ppm	ppm	ppm	ppm	ppm	ppm	ppm	ppm	ppm
#1	0.00263	0.00459	0.00040	-0.04845	-0.00096	0.00334	0.06206	0.00110	0.00644
#2	0.00444	0.00021	0.00045	-0.04172	-0.00132	0.00660	0.06005	0.00187	0.00543
Mean	**0.00354**	**0.00240**	**0.00043**	**-0.04509**	**-0.00114**	**0.00497**	**0.06105**	**0.00149**	**0.00594**
%RSD	36.18725	129.07405	7.94801	10.55680	22.52463	46.41530	2.32550	36.93437	12.04000

	Zr	**Pb**	**Se**
	ppm	calc	calc
#1	0.00608	-0.00290	0.00922
#2	0.00586	-0.00414	-0.00020
Mean	**0.00597**	**-0.00352**	**0.00451**
%RSD	2.54201	24.91471	147.60279

Method : Paragon File : 080913A Printed : 9/13/2008 16:11:31
SampleId1 : ICSAB **SampleId2 :** **[FLEXQC]**
Analysis commenced : 9/13/2008 11:20:53
Dilution ratio : 1.00000 to 1.00000 Tray : Position : STD5

Final concentrations **2:26** **User: ROY FRENCH**

	Ag	Al	As	B	Ba	Be	Bi	Ca	Cd
	ppm	ppm	ppm	ppm	ppm	ppm	ppm	ppm	ppm
#1	0.18501	259.06295	0.08072	0.96436	0.49166	0.43987	0.50053	249.25060	0.94024
#2	0.18812	260.01714	0.09093	0.97690	0.49399	0.44035	0.51607	249.92790	0.94360
Mean	**0.18657**	**259.54004**	**0.08582**	**0.97063**	**0.49283**	**0.44011**	**0.50830**	**249.58925**	**0.94192**
%RSD	1.17988	0.25996	8.41598	0.91376	0.33439	0.07707	2.16236	0.19188	0.25263

	Co	Cr	Cu	Fe	K	Li	Mg	Mn	Mo
	ppm	ppm	ppm	ppm	ppm	ppm	ppm	ppm	ppm
#1	0.44761	0.42749	0.50082	102.67515	-0.27362	1.01643	251.23696	0.44663	0.91120
#2	0.45336	0.43273	0.50507	102.90323	-0.28248	1.01939	252.52576	0.44805	0.92131
Mean	**0.45049**	**0.43011**	**0.50294**	**102.78919**	**-0.27805**	**1.01791**	**251.88136**	**0.44734**	**0.91626**
%RSD	0.90304	0.86069	0.59660	0.15690	2.25302	0.20595	0.36181	0.22396	0.78009

	Na	Ni	P	Pb I	Pb II	S	Sb	Se I	Se II
	ppm	ppm	ppm	ppm	ppm	ppm	ppm	ppm	ppm
#1	0.10762	0.88834	0.93364	0.01106	0.06430	1.02477	0.56861	0.00546	0.05746
#2	0.10640	0.89160	0.94105	0.04227	0.04458	1.02881	0.58358	0.05028	0.04656
Mean	**0.10701**	**0.88997**	**0.93735**	**0.02667**	**0.05444**	**1.02679**	**0.57610**	**0.02787**	**0.05201**
%RSD	0.80586	0.25894	0.55930	82.78233	25.60748	0.27840	1.83718	113.72802	14.82758

	Si	Sn	Sr	Th	Ti	Tl	U	V	Zn
	ppm	ppm	ppm	ppm	ppm	ppm	ppm	ppm	ppm
#1	0.89290	0.90729	0.97711	0.52089	0.90345	0.08273	9.92130	0.46234	0.85674
#2	0.91514	0.92414	0.97864	0.52282	0.90801	0.09986	10.01583	0.46723	0.85776
Mean	**0.90402**	**0.91571**	**0.97788**	**0.52185**	**0.90573**	**0.09130**	**9.96857**	**0.46478**	**0.85725**
%RSD	1.73953	1.30170	0.11039	0.26121	0.35605	13.26812	0.67051	0.74358	0.08374

	Zr	Pb	Se
	ppm	calc	calc
#1	0.50199	0.04657	0.04014
#2	0.50422	0.04381	0.04779
Mean	**0.50311**	**0.04519**	**0.04397**
%RSD	0.31325	4.31013	12.30350

Method : Paragon File : 080913A Printed : 9/13/2008 16:11:31
SampleId1 : CCV **SampleId2 :** **[CV]**
Analysis commenced : 9/13/2008 11:25:12
Dilution ratio : 1.00000 to 1.00000 Tray : Position : STD6

Final concentrations

	Ag	Al	As	B	Ba	Be	Bi	Ca	Cd
	ppm	ppm	ppm	ppm	ppm	ppm	ppm	ppm	ppm
#1	0.19764	51.14837	0.47999	1.02985	1.00281	0.48120	0.52342	51.24907	0.50043
#2	0.19796	50.98697	0.47469	1.02868	1.00131	0.48011	0.52121	51.19017	0.50033
Mean	**0.19780**	**51.06767**	**0.47734**	**1.02926**	**1.00206**	**0.48066**	**0.52232**	**51.21962**	**0.50038**
%RSD	0.11521	0.22348	0.78484	0.08036	0.10573	0.16128	0.29863	0.08133	0.01447

ted: 9/13/2008 16:12:26 User: ROY FRENCH

	Co	Cr	Cu	Fe	K	Li	Mg	Mn	Mo
	ppm	ppm	ppm	ppm	ppm	ppm	ppm	ppm	ppm
#1	0.48631	0.98518	1.00795	21.00270	52.81188	0.50961	50.24638	0.96471	0.98105
#2	0.48426	0.98571	1.00471	20.96488	52.67497	0.50792	50.18863	0.96294	0.98027
Mean	**0.48529**	**0.98544**	**1.00633**	**20.98379**	**52.74342**	**0.50876**	**50.21751**	**0.96383**	**0.98066**
%RSD	0.29802	0.03808	0.22801	0.12742	0.18354	0.23542	0.08132	0.12960	0.05636

	Na	Ni	P	Pb I	Pb II	S	Sb	Se I	Se II
	ppm	ppm	ppm	ppm	ppm	ppm	ppm	ppm	ppm
#1	51.56173	0.98768	4.82163	1.00126	0.98084	5.16601	0.50578	1.00780	0.99542
#2	51.33918	0.98689	4.82444	1.00255	0.97593	5.14197	0.50542	0.99755	0.99518
Mean	**51.45046**	**0.98728**	**4.82303**	**1.00191**	**0.97839**	**5.15399**	**0.50560**	**1.00267**	**0.99530**
%RSD	0.30585	0.05702	0.04108	0.09109	0.35541	0.32980	0.04977	0.72338	0.01734

	Si	Sn	Sr	Th	Ti	Tl	U	V	Zn
	ppm	ppm	ppm	ppm	ppm	ppm	ppm	ppm	ppm
#1	4.86483	0.98887	0.50490	0.27258	0.48449	0.51799	5.17700	0.49770	0.96824
#2	4.85056	0.98433	0.50356	0.27435	0.48399	0.52487	5.15207	0.49670	0.96520
Mean	**4.85770**	**0.98660**	**0.50423**	**0.27347**	**0.48424**	**0.52143**	**5.16453**	**0.49720**	**0.96672**
%RSD	0.20769	0.32587	0.18736	0.45794	0.07307	0.93313	0.34134	0.14171	0.22290

	Zr	Pb	Se
	ppm	calc	calc
#1	1.07916	0.98764	0.99955
#2	1.07704	0.98479	0.99597
Mean	**1.07810**	**0.98622**	**0.99776**
%RSD	0.13922	0.20436	0.25361

Method : Paragon File : 080913A Printed : 9/13/2008 16:11:31
SampleId1 : CCB **SampleId2 :** **[CB]**
Analysis commenced : 9/13/2008 11:27:25
Dilution ratio : 1.00000 to 1.00000 Tray : Position : STD2

Final concentrations

	Ag	Al	As	B	Ba	Be	Bi	Ca	Cd
	ppm	ppm	ppm	ppm	ppm	ppm	ppm	ppm	ppm
#1	-0.00070	0.00698	0.00560	0.00310	-0.00036	0.00021	0.00114	-0.00213	-0.00031
#2	-0.00034	0.00746	0.00642	0.00220	-0.00048	0.00022	0.00254	-0.00238	-0.00059
Mean	**-0.00052**	**0.00722**	**0.00601**	**0.00265**	**-0.00042**	**0.00022**	**0.00184**	**-0.00226**	**-0.00045**
%RSD	48.31180	4.63257	9.66892	23.97960	21.69146	5.67697	53.80890	8.01814	43.10978

	Co	Cr	Cu	Fe	K	Li	Mg	Mn	Mo
	ppm	ppm	ppm	ppm	ppm	ppm	ppm	ppm	ppm
#1	-0.00020	-0.00100	-0.00057	-0.00021	-0.05803	0.00303	-0.01898	-0.00052	-0.00062
#2	-0.00051	-0.00007	-0.00027	-0.00040	-0.06344	0.00302	-0.01704	-0.00045	-0.00052
Mean	**-0.00036**	**-0.00053**	**-0.00042**	**-0.00030**	**-0.06074**	**0.00303**	**-0.01801**	**-0.00048**	**-0.00057**
%RSD	60.76606	123.36858	51.09869	45.78268	6.30382	0.13986	7.62706	9.81784	12.10000

	Na	Ni	P	Pb I	Pb II	S	Sb	Se I	Se II
	ppm	ppm	ppm	ppm	ppm	ppm	ppm	ppm	ppm
#1	0.10803	-0.00004	-0.00502	-0.00242	-0.00111	0.00894	-0.00067	-0.00457	0.00213
#2	0.10808	-0.00047	0.00533	0.00188	-0.00110	0.00084	-0.00237	-0.00479	-0.00977
Mean	**0.10805**	**-0.00025**	**0.00016**	**-0.00027**	**-0.00111**	**0.00489**	**-0.00152**	**-0.00468**	**-0.00382**
%RSD	0.03325	121.61042	4677.03168	1125.06283	0.84134	117.22035	78.88781	3.42318	220.41157

	Si	Sn	Sr	Th	Ti	Tl	U	V	Zn
	ppm	ppm	ppm	ppm	ppm	ppm	ppm	ppm	ppm
#1	0.00413	0.00502	-0.00078	0.01067	-0.00082	0.00344	-0.00779	-0.00032	-0.00084
#2	0.00716	0.00021	-0.00074	0.00731	-0.00092	-0.00106	0.00680	-0.00049	-0.00084
Mean	**0.00564**	**0.00262**	**-0.00076**	**0.00899**	**-0.00087**	**0.00119**	**-0.00050**	**-0.00040**	**-0.00084**
%RSD	37.96780	130.13072	3.57951	26.38634	7.97616	267.34997	2076.95959	29.66209	0.00000

	Zr	Pb	Se
	ppm	calc	calc
#1	-0.00048	-0.00155	-0.00010
#2	-0.00022	-0.00011	-0.00811
Mean	**-0.00035**	**-0.00083**	**-0.00410**
%RSD	52.53718	122.90081	138.00790

Method : Paragon File : 080913A Printed : 9/13/2008 16:11:32
SampleId1 : 0808179-2 **SampleId2 :** **[SAMPLE]**
Analysis commenced : 9/13/2008 11:29:36
Dilution ratio : 1.00000 to 1.00000 Tray : Position : TUBE1

Final concentrations

	Ag	Al	As	B	Ba	Be	Bi	Ca	Cd
	ppm	ppm	ppm	ppm	ppm	ppm	ppm	ppm	ppm
#1	0.00032	0.03887	0.00384	0.00531	0.00019	0.00012	0.00128	0.08612	-0.00035
#2	0.00076	0.03607	-0.00168	0.00410	0.00019	0.00010	0.00170	0.08433	-0.00028
Mean	**0.00054**	**0.03747**	**0.00108**	**0.00471**	**0.00019**	**0.00011**	**0.00149**	**0.08523**	**-0.00031**
%RSD	58.64989	5.28264	361.48999	18.24722	0.00000	10.34469	19.74866	1.48569	14.74870

	Co	Cr	Cu	Fe	K	Li	Mg	Mn	Mo
	ppm	ppm	ppm	ppm	ppm	ppm	ppm	ppm	ppm
#1	0.00004	0.00026	-0.00059	0.01079	-0.01939	0.00290	-0.02481	0.00042	-0.00042
#2	0.00017	-0.00001	-0.00037	0.00981	-0.01496	0.00288	-0.02442	0.00036	-0.00047
Mean	**0.00010**	**0.00013**	**-0.00048**	**0.01030**	**-0.01717**	**0.00289**	**-0.02461**	**0.00039**	**-0.00045**
%RSD	84.00087	148.86347	31.30663	6.74027	18.24188	0.51312	1.11610	12.19623	7.69623

	Na	Ni	P	Pb I	Pb II	S	Sb	Se I	Se II
	ppm	ppm	ppm	ppm	ppm	ppm	ppm	ppm	ppm
#1	0.13247	0.00081	0.00600	0.00112	-0.00503	0.00489	0.00304	0.00139	0.00084
#2	0.13293	0.00091	0.00767	0.00000	-0.00212	0.02109	0.00113	0.00235	-0.00133
Mean	**0.13270**	**0.00086**	**0.00683**	**0.00056**	**-0.00357**	**0.01299**	**0.00208**	**0.00187**	**-0.00024**
%RSD	0.24373	7.74886	17.27386	140.58158	57.59045	88.20965	65.03804	36.22582	637.07237

	Si	Sn	Sr	Th	Ti	Tl	U	V	Zn

	ppm	ppm	ppm	ppm	ppm	ppm	ppm	ppm	ppm
#1	0.01727	0.00386	0.00044	0.00981	-0.00056	-0.00413	0.01139	0.00067	0.01291
#2	0.01312	0.00108	0.00041	0.00492	-0.00075	-0.00177	0.00525	0.00023	0.01271
Mean	**0.01520**	**0.00247**	**0.00043**	**0.00737**	**-0.00066**	**-0.00295**	**0.00832**	**0.00045**	**0.01281**
%RSD	19.30933	79.35277	4.76881	46.92424	20.00676	56.39524	52.16039	69.92349	1.11596

	Zr	**Pb**	**Se**
	ppm	calc	calc
#1	-0.00006	-0.00298	0.00103
#2	-0.00010	-0.00141	-0.00010
Mean	**-0.00008**	**-0.00220**	**0.00046**
%RSD	33.09403	50.52575	172.63017

Method : Paragon File : 080913A Printed : 9/13/2008 16:11:32
SampleId1 : 0808179-6 **SampleId2 :** **[SAMPLE]**
Analysis commenced : 9/13/2008 11:31:32
Dilution ratio : 1.00000 to 1.00000 Tray : Position : TUBE2

Final concentrations

	Ag	**Al**	**As**	**B**	**Ba**	**Be**	**Bi**	**Ca**	**Cd**
	ppm	ppm	ppm	ppm	ppm	ppm	ppm	ppm	ppm
#1	-0.00015	4.81264	0.00360	0.35229	0.14026	0.00051	0.00443	72.56118	0.00070
#2	0.00074	4.80580	0.00348	0.35515	0.13981	0.00051	0.00513	72.64808	0.00044
Mean	**0.00030**	**4.80922**	**0.00354**	**0.35372**	**0.14003**	**0.00051**	**0.00478**	**72.60463**	**0.00057**
%RSD	211.40502	0.10052	2.34195	0.57138	0.22783	0.00040	10.32592	0.08464	32.47667

	Co	**Cr**	**Cu**	**Fe**	**K**	**Li**	**Mg**	**Mn**	**Mo**
	ppm	ppm	ppm	ppm	ppm	ppm	ppm	ppm	ppm
#1	0.00185	0.00388	0.00683	9.37586	18.66667	0.06205	21.43100	0.41904	0.00647
#2	0.00154	0.00427	0.00631	9.38353	18.56953	0.06175	21.45456	0.41958	0.00681
Mean	**0.00170**	**0.00407**	**0.00657**	**9.37969**	**18.61810**	**0.06190**	**21.44278**	**0.41931**	**0.00664**
%RSD	12.89000	6.80442	5.64684	0.05779	0.36891	0.34339	0.07770	0.09098	3.61799

	Na	**Ni**	**P**	**Pb I**	**Pb II**	**S**	**Sb**	**Se I**	**Se II**
	ppm	ppm	ppm	ppm	ppm	ppm	ppm	ppm	ppm
#1	34.29961	0.00533	0.26568	0.07181	0.07662	2.77598	0.00306	0.00502	-0.00397
#2	34.17891	0.00721	0.27103	0.07114	0.07651	2.79611	0.00069	0.00198	0.00431
Mean	**34.23926**	**0.00627**	**0.26835**	**0.07148**	**0.07657**	**2.78604**	**0.00188**	**0.00350**	**0.00017**
%RSD	0.24927	21.29056	1.41097	0.65995	0.09378	0.51107	89.27040	61.56631	3440.57039

	Si	**Sn**	**Sr**	**Th**	**Ti**	**Tl**	**U**	**V**	**Zn**
	ppm	ppm	ppm	ppm	ppm	ppm	ppm	ppm	ppm
#1	40.08096	0.12179	0.35801	0.00129	0.11240	0.00298	0.00425	0.00570	0.04526
#2	39.99228	0.12720	0.35774	0.00671	0.11250	-0.00983	0.00885	0.00570	0.04485
Mean	**40.03662**	**0.12450**	**0.35788**	**0.00400**	**0.11245**	**-0.00342**	**0.00655**	**0.00570**	**0.04506**
%RSD	0.15661	3.06806	0.05338	95.77427	0.06161	264.40855	49.67069	0.02319	0.63463

	Zr	**Pb**	**Se**
	ppm	calc	calc

#1	-0.01282	0.07502	-0.00097**NCH**
#2	-0.01316	0.07473	0.00353
Mean	**-0.01299**	**0.07487**	**0.00128**
%RSD	1.84774	0.27377	249.11772

Method : Paragon File : 080913A Printed : 9/13/2008 16:11:32
SampleId1 : 0808169-11 SampleId2 : [SAMPLE]
Analysis commenced : 9/13/2008 11:33:28
Dilution ratio : 1.00000 to 1.00000 Tray : Position : TUBE3

Final concentrations

	Ag	**Al**	**As**	**B**	**Ba**	**Be**	**Bi**	**Ca**	**Cd**
	ppm	ppm	ppm	ppm	ppm	ppm	ppm	ppm	ppm
#1	0.00026	0.04300	0.00700	0.00885	-0.00010	0.00016	-0.00179	0.08638	-0.00058
#2	0.00018	0.04774	-0.00156	0.00780	-0.00003	0.00016	0.00016	0.10250	-0.00048
Mean	**0.00022**	**0.04537**	**0.00272**	**0.00832**	**-0.00007**	**0.00016**	**-0.00082**	**0.09444**	**-0.00053**
%RSD	23.68653	7.39751	222.55469	8.97199	69.34713	0.35074	169.43919	12.06744	12.35820

	Co	**Cr**	**Cu**	**Fe**	**K**	**Li**	**Mg**	**Mn**	**Mo**
	ppm	ppm	ppm	ppm	ppm	ppm	ppm	ppm	ppm
#1	-0.00027	-0.00039	-0.00089	-0.00109	0.01089	0.00292	-0.03335	0.00002	-0.00134
#2	-0.00070	-0.00012	-0.00130	0.00382	0.01359	0.00295	-0.02364	0.00022	-0.00100
Mean	**-0.00048**	**-0.00026**	**-0.00110**	**0.00137**	**0.01224**	**0.00293**	**-0.02850**	**0.00012**	**-0.00117**
%RSD	63.35417	75.34442	26.92213	254.15091	15.64174	0.86572	24.09865	117.99786	20.46383

	Na	**Ni**	**P**	**Pb I**	**Pb II**	**S**	**Sb**	**Se I**	**Se II**
	ppm	ppm	ppm	ppm	ppm	ppm	ppm	ppm	ppm
#1	0.14894	-0.00021	0.01367	-0.00115	-0.00184	0.00489	0.00033	-0.01260	0.00398
#2	0.15585	0.00042	0.00299	-0.00397	-0.00111	0.02109	-0.00046	-0.00618	0.00704
Mean	**0.15240**	**0.00011**	**0.00833**	**-0.00256**	**-0.00148**	**0.01299**	**-0.00006**	**-0.00939**	**0.00551**
%RSD	3.20748	414.71767	90.62707	77.93879	35.26379	88.20965	896.24340	48.36486	39.21502

	Si	**Sn**	**Sr**	**Th**	**Ti**	**Tl**	**U**	**V**	**Zn**
	ppm	ppm	ppm	ppm	ppm	ppm	ppm	ppm	ppm
#1	0.00995	0.00809	0.00033	0.01056	-0.00071	-0.00711	-0.00932	-0.00046	0.00927
#2	0.01785	0.00065	0.00042	0.00544	-0.00053	0.00037	-0.01009	0.00005	0.00907
Mean	**0.01390**	**0.00437**	**0.00038**	**0.00800**	**-0.00062**	**-0.00337**	**-0.00971**	**-0.00020**	**0.00917**
%RSD	40.20698	120.49639	16.11812	45.26896	21.27397	156.95562	5.61497	179.86917	1.55873

	Zr	**Pb**	**Se**
	ppm	calc	calc
#1	-0.00084	-0.00161	-0.00154
#2	-0.00055	-0.00206	0.00264
Mean	**-0.00070**	**-0.00184**	**0.00055**
%RSD	29.67041	17.24332	538.38917

Method : Paragon File : 080913A Printed : 9/13/2008 16:11:33
SampleId1 : 0808102-9 SampleId2 : [SAMPLE]
Analysis commenced : 9/13/2008 11:35:24

Dilution ratio : 1.00000 to 1.00000 Tray : Position : TUBE4

Final concentrations

	Ag	Al	As	B	Ba	Be	Bi	Ca	Cd
	ppm	ppm	ppm	ppm	ppm	ppm	ppm	ppm	ppm
#1	-0.00170	78.98490	0.02766	0.04133	1.21310	0.00613	0.00699	120.07552	0.00123
#2	-0.00103	78.59369	0.02602	0.04075	1.20830	0.00617	0.01213	120.42748	0.00160
Mean	**-0.00137**	**78.78929**	**0.02684**	**0.04104**	**1.21070**	**0.00615**	**0.00956**	**120.25150**	**0.00142**
%RSD	34.66918	0.35109	4.32913	1.00102	0.28035	0.40337	38.05236	0.20696	18.47299

	Co	Cr	Cu	Fe	K	Li	Mg	Mn	Mo
	ppm	ppm	ppm	ppm	ppm	ppm	ppm	ppm	ppm
#1	0.02778	0.04577	0.09592	103.38574	38.89246	0.09024	37.97434	3.16062	0.01108
#2	0.02883	0.04620	0.09477	103.51523	38.63881	0.08979	37.95731	3.16488	0.01186
Mean	**0.02831**	**0.04599**	**0.09534**	**103.45048**	**38.76563**	**0.09001**	**37.96583**	**3.16275**	**0.01147**
%RSD	2.64247	0.65626	0.85087	0.08851	0.46268	0.35209	0.03171	0.09537	4.78779

	Na	Ni	P	Pb I	Pb II	S	Sb	Se I	Se II
	ppm	ppm	ppm	ppm	ppm	ppm	ppm	ppm	ppm
#1	2.17071	0.04336	2.43834	0.09284	0.12263	0.65269	0.00639	-0.00682	0.00441
#2	2.15924	0.04333	2.40824	0.09578	0.11829	0.66078	0.00571	0.00890	-0.00241
Mean	**2.16498**	**0.04335**	**2.42329**	**0.09431**	**0.12046**	**0.65674**	**0.00605**	**0.00104**	**0.00100**
%RSD	0.37464	0.06160	0.87852	2.20625	2.54665	0.87124	7.88981	1067.65570	481.80075

	Si	Sn	Sr	Th	Ti	Tl	U	V	Zn
	ppm	ppm	ppm	ppm	ppm	ppm	ppm	ppm	ppm
#1	34.94786	0.03958	0.61106	0.02002	3.28176	-0.00582	0.04997	0.13448	0.67551
#2	34.84624	0.04265	0.60924	0.03243	3.27439	0.00374	0.04605	0.13387	0.68362
Mean	**34.89705**	**0.04112**	**0.61015**	**0.02623**	**3.27808**	**-0.00104**	**0.04801**	**0.13418**	**0.67957**
%RSD	0.20592	5.28498	0.21032	33.48383	0.15905	651.74956	5.78011	0.32317	0.84431

	Zr	Pb	Se
	ppm	calc	calc
#1	0.22637	0.11271	0.00067
#2	0.22561	0.11079	0.00136
Mean	**0.22599**	**0.11175**	**0.00101**
%RSD	0.24038	1.21096	48.07277

Method : Paragon File : 080913A Printed : 9/13/2008 16:11:33
SampleId1 : 0808102-9D SampleId2 : [SAMPLE]
Analysis commenced : 9/13/2008 11:37:19
Dilution ratio : 1.00000 to 1.00000 Tray : Position : TUBE5

Final concentrations

	Ag	Al	As	B	Ba	Be	Bi	Ca	Cd
	ppm	ppm	ppm	ppm	ppm	ppm	ppm	ppm	ppm
#1	-0.00151	75.92664	0.02062	0.03959	1.16070	0.00612	0.00395	116.13227	0.00194
#2	-0.00218	76.19583	0.02813	0.04028	1.16935	0.00613	0.00832	116.78457	0.00143

Mean	**-0.00184**	**76.06124**	**0.02437**	**0.03993**	**1.16503**	**0.00612**	**0.00613**	**116.45842**	**0.00169**
%RSD	25.58252	0.25025	21.79110	1.21588	0.52492	0.16046	50.41188	0.39606	21.26294

	Co	**Cr**	**Cu**	**Fe**	**K**	**Li**	**Mg**	**Mn**	**Mo**
	ppm	ppm	ppm	ppm	ppm	ppm	ppm	ppm	ppm
#1	0.02747	0.03595	0.09332	93.81321	38.24070	0.08360	41.58698	3.12189	0.01977
#2	0.02736	0.03665	0.09394	94.49210	38.38117	0.08395	41.76070	3.13880	0.01992
Mean	**0.02741**	**0.03630**	**0.09363**	**94.15265**	**38.31094**	**0.08377**	**41.67384**	**3.13034**	**0.01984**
%RSD	0.26855	1.36101	0.47434	0.50986	0.25926	0.28829	0.29476	0.38210	0.51893

	Na	**Ni**	**P**	**Pb I**	**Pb II**	**S**	**Sb**	**Se I**	**Se II**
	ppm	ppm	ppm	ppm	ppm	ppm	ppm	ppm	ppm
#1	2.03312	0.04106	1.98530	0.10681	0.13396	0.57177	0.00438	-0.00874	0.00585
#2	2.03512	0.04033	1.96044	0.10949	0.13426	0.56367	0.00911	-0.00824	0.01021
Mean	**2.03412**	**0.04069**	**1.97287**	**0.10815**	**0.13411**	**0.56772**	**0.00675**	**-0.00849**	**0.00803**
%RSD	0.06968	1.27942	0.89111	1.75235	0.15795	1.00805	49.64142	4.18127	38.44101

	Si	**Sn**	**Sr**	**Th**	**Ti**	**Tl**	**U**	**V**	**Zn**
	ppm	ppm	ppm	ppm	ppm	ppm	ppm	ppm	ppm
#1	36.12039	0.03973	0.60075	0.01833	2.77869	-0.00484	0.03040	0.12309	0.48512
#2	36.26376	0.03357	0.60439	0.01339	2.80459	0.00223	0.02841	0.12519	0.48857
Mean	**36.19207**	**0.03665**	**0.60257**	**0.01586**	**2.79164**	**-0.00131**	**0.02940**	**0.12414**	**0.48685**
%RSD	0.28011	11.88350	0.42700	22.03731	0.65604	382.43221	4.80212	1.19604	0.50038

	Zr	**Pb**	**Se**
	ppm	calc	calc
#1	0.21891	0.12492	0.00099
#2	0.22009	0.12601	0.00407
Mean	**0.21950**	**0.12547**	**0.00253**
%RSD	0.37993	0.61559	86.08823

Method : Paragon File : 080913A Printed : 9/13/2008 16:11:33
SampleId1 : 0808102-9L 5X **SampleId2 :** **[SAMPLE]**
Analysis commenced : 9/13/2008 11:39:14
Dilution ratio : 1.00000 to 1.00000 Tray : Position : TUBE6

Final concentrations

	Ag	**Al**	**As**	**B**	**Ba**	**Be**	**Bi**	**Ca**	**Cd**
	ppm	ppm	ppm	ppm	ppm	ppm	ppm	ppm	ppm
#1	-0.00104	15.63268	0.00466	0.00674	0.24781	0.00131	0.00033	24.16525	-0.00022
#2	0.00029	15.47624	0.01146	0.00727	0.24565	0.00128	0.00255	23.99570	0.00037
Mean	**-0.00037**	**15.55446**	**0.00806**	**0.00700**	**0.24673**	**0.00129**	**0.00144**	**24.08047**	**0.00008**
%RSD	249.19464	0.71118	59.70464	5.33156	0.61964	1.84846	109.10601	0.49786	540.24128

	Co	**Cr**	**Cu**	**Fe**	**K**	**Li**	**Mg**	**Mn**	**Mo**
	ppm	ppm	ppm	ppm	ppm	ppm	ppm	ppm	ppm
#1	0.00576	0.00813	0.01780	19.73630	6.93838	0.01691	7.78053	0.65763	0.00225
#2	0.00577	0.00870	0.01686	19.59540	6.87639	0.01671	7.71696	0.65296	0.00074
Mean	**0.00576**	**0.00841**	**0.01733**	**19.66585**	**6.90739**	**0.01681**	**7.74875**	**0.65530**	**0.00150**

%RSD	0.11480	4.81926	3.84739	0.50661	0.63461	0.88033	0.58010	0.50376	71.14167

	Na	**Ni**	**P**	**Pb I**	**Pb II**	**S**	**Sb**	**Se I**	**Se II**
	ppm	ppm	ppm	ppm	ppm	ppm	ppm	ppm	ppm
#1	0.42476	0.00972	0.50392	0.02121	0.02257	0.12642	-0.00027	0.01074	-0.00421
#2	0.41972	0.00886	0.48849	0.02162	0.02189	0.13452	0.00603	-0.00322	-0.00270
Mean	**0.42224**	**0.00929**	**0.49620**	**0.02142**	**0.02223**	**0.13047**	**0.00288**	**0.00376**	**-0.00346**
%RSD	0.84407	6.60959	2.19905	1.33298	2.15996	4.39047	154.74970	262.37256	30.74312

	Si	**Sn**	**Sr**	**Th**	**Ti**	**Tl**	**U**	**V**	**Zn**
	ppm	ppm	ppm	ppm	ppm	ppm	ppm	ppm	ppm
#1	7.19547	0.00964	0.12389	0.01299	0.67282	0.00300	-0.00281	0.02721	0.14315
#2	7.12161	0.00454	0.12304	0.00788	0.66693	0.00173	0.00266	0.02697	0.14274
Mean	**7.15854**	**0.00709**	**0.12346**	**0.01043**	**0.66987**	**0.00236**	**-0.00007**	**0.02709**	**0.14294**
%RSD	0.72957	50.87324	0.48914	34.66394	0.62089	37.98371	5374.52150	0.62072	0.20014

	Zr	**Pb**	**Se**
	ppm	calc	calc
#1	0.04640	0.02212	0.00077
#2	0.04695	0.02180	-0.00287
Mean	**0.04668**	**0.02196**	**-0.00105**
%RSD	0.83165	1.02540	244.71696

Method : Paragon File : 080913A Printed : 9/13/2008 16:11:34
SampleId1 : 0808102-9MS **SampleId2 :** **[SAMPLE]**
Analysis commenced : 9/13/2008 11:41:09
Dilution ratio : 1.00000 to 1.00000 Tray : Position : TUBE7

Final concentrations

	Ag	**Al**	**As**	**B**	**Ba**	**Be**	**Bi**	**Ca**	**Cd**
	ppm	ppm	ppm	ppm	ppm	ppm	ppm	ppm	ppm
#1	0.08441	104.66914	1.69650	0.88577	3.07226	0.04985	0.00459	104.28400	0.04517
#2	0.08420	105.81328	1.70838	0.89836	3.10588	0.05026	0.00312	104.97199	0.04611
Mean	**0.08430**	**105.24121**	**1.70244**	**0.89207**	**3.08907**	**0.05005**	**0.00386**	**104.62800**	**0.04564**
%RSD	0.17953	0.76874	0.49326	0.99793	0.76967	0.57249	26.94816	0.46496	1.45351

	Co	**Cr**	**Cu**	**Fe**	**K**	**Li**	**Mg**	**Mn**	**Mo**
	ppm	ppm	ppm	ppm	ppm	ppm	ppm	ppm	ppm
#1	0.45449	0.21717	0.32139	105.77758	40.94666	0.10493	38.24753	3.29366	0.85989
#2	0.45737	0.22004	0.32245	106.48399	41.35634	0.10612	38.53026	3.31544	0.86643
Mean	**0.45593**	**0.21860**	**0.32192**	**106.13078**	**41.15150**	**0.10553**	**38.38890**	**3.30455**	**0.86316**
%RSD	0.44637	0.92740	0.23302	0.47065	0.70395	0.79829	0.52078	0.46619	0.53586

	Na	**Ni**	**P**	**Pb I**	**Pb II**	**S**	**Sb**	**Se I**	**Se II**
	ppm	ppm	ppm	ppm	ppm	ppm	ppm	ppm	ppm
#1	2.37031	0.48846	2.10971	0.52450	0.54203	0.53130	0.23688	1.58414	1.56354
#2	2.40157	0.49100	2.12540	0.51810	0.54530	0.52725	0.23314	1.59689	1.57701
Mean	**2.38594**	**0.48973**	**2.11755**	**0.52130**	**0.54367**	**0.52927**	**0.23501**	**1.59051**	**1.57028**
%RSD	0.92650	0.36598	0.52392	0.86834	0.42535	0.54068	1.12506	0.56690	0.60631

ted: 9/13/2008 16:12:26 User: ROY FRENCH

	Si	Sn	Sr	Th	Ti	Tl	U	V	Zn
	ppm	ppm	ppm	ppm	ppm	ppm	ppm	ppm	ppm
#1	30.01690	0.47787	1.12901	0.02590	3.93903	1.81296	0.03223	0.57693	0.99059
#2	30.28037	0.48967	1.13956	0.02509	3.97697	1.83291	0.00643	0.58048	0.99222
Mean	**30.14864**	**0.48377**	**1.13428**	**0.02550**	**3.95800**	**1.82293**	**0.01933**	**0.57871**	**0.99141**
%RSD	0.61795	1.72552	0.65753	2.23550	0.67785	0.77387	94.39018	0.43304	0.11593

	Zr	Pb	Se
	ppm	calc	calc
#1	0.27971	0.53619	1.57040
#2	0.28236	0.53624	1.58363
Mean	**0.28104**	**0.53622**	**1.57702**
%RSD	0.66558	0.00654	0.59307

Method : Paragon File : 080913A Printed : 9/13/2008 16:11:34
SampleId1 : 0808102-9MSD SampleId2 : [SAMPLE]
Analysis commenced : 9/13/2008 11:43:04
Dilution ratio : 1.00000 to 1.00000 Tray : Position : TUBE8

Final concentrations

	Ag	Al	As	B	Ba	Be	Bi	Ca	Cd
	ppm	ppm	ppm	ppm	ppm	ppm	ppm	ppm	ppm
#1	0.08514	110.31326	1.72322	0.90877	3.36630	0.05081	0.01147	112.61092	0.04649
#2	0.08609	111.96198	1.76005	0.92216	3.43074	0.05156	0.00812	114.12180	0.04715
Mean	**0.08562**	**111.13762**	**1.74164**	**0.91547**	**3.39852**	**0.05118**	**0.00980**	**113.36636**	**0.04682**
%RSD	0.77855	1.04899	1.49509	1.03412	1.34074	1.04202	24.25024	0.94239	0.99890

	Co	Cr	Cu	Fe	K	Li	Mg	Mn	Mo
	ppm	ppm	ppm	ppm	ppm	ppm	ppm	ppm	ppm
#1	0.46127	0.22515	0.33164	110.42460	42.77113	0.11587	40.14345	4.03955	0.86756
#2	0.46748	0.22734	0.33740	112.05022	43.32650	0.11779	40.71265	4.09641	0.87922
Mean	**0.46438**	**0.22625**	**0.33452**	**111.23741**	**43.04881**	**0.11683**	**40.42805**	**4.06798**	**0.87339**
%RSD	0.94557	0.68275	1.21653	1.03337	0.91224	1.16458	0.99556	0.98845	0.94462

	Na	Ni	P	Pb I	Pb II	S	Sb	Se I	Se II
	ppm	ppm	ppm	ppm	ppm	ppm	ppm	ppm	ppm
#1	2.44082	0.49956	2.20900	0.56885	0.57852	0.58795	0.23482	1.61575	1.57248
#2	2.47782	0.50641	2.26911	0.57407	0.58112	0.59200	0.24013	1.62769	1.54971
Mean	**2.45932**	**0.50299**	**2.23906**	**0.57146**	**0.57982**	**0.58998**	**0.23748**	**1.62172**	**1.56109**
%RSD	1.06368	0.96268	1.89810	0.64603	0.31617	0.48499	1.58131	0.52094	1.03150

	Si	Sn	Sr	Th	Ti	Tl	U	V	Zn
	ppm	ppm	ppm	ppm	ppm	ppm	ppm	ppm	ppm
#1	30.04046	0.48522	1.16817	0.01544	4.03249	1.85778	0.02983	0.58927	1.00644
#2	30.43786	0.49612	1.18688	0.02452	4.09717	1.89099	0.03180	0.59962	1.01619
Mean	**30.23916**	**0.49067**	**1.17753**	**0.01998**	**4.06483**	**1.87439**	**0.03082**	**0.59444**	**1.01132**
%RSD	0.92928	1.57035	1.12395	32.10795	1.12529	1.25301	4.50278	1.23029	0.68198

	Zr	Pb	SeNCH
	ppm	calc	calc
#1	0.30067	0.57530	1.58689
#2	0.30501	0.57877	1.57568
Mean	**0.30284**	**0.57704**	**1.58128**
%RSD	1.01259	0.42496	0.50131

Method : Paragon File : 080913A Printed : 9/13/2008 16:11:34
SampleId1 : 0808102-16 **SampleId2 :** **[SAMPLE]**
Analysis commenced : 9/13/2008 11:45:00
Dilution ratio : 1.00000 to 1.00000 Tray : Position : TUBE9

Final concentrations

	Ag	Al	As	B	Ba	Be	Bi	Ca	Cd
	ppm	ppm	ppm	ppm	ppm	ppm	ppm	ppm	ppm
#1	-0.00170	86.03472	0.03153	0.04947	1.45157	0.00640	0.00567	89.70146	0.00136
#2	-0.00178	86.29940	0.02144	0.04878	1.45569	0.00639	0.00430	89.75684	0.00138
Mean	**-0.00174**	**86.16706**	**0.02648**	**0.04912**	**1.45363**	**0.00639**	**0.00498**	**89.72915**	**0.00137**
%RSD	3.19300	0.21720	26.94661	0.98845	0.20073	0.17466	19.50263	0.04364	1.18132

	Co	Cr	Cu	Fe	K	Li	Mg	Mn	Mo
	ppm	ppm	ppm	ppm	ppm	ppm	ppm	ppm	ppm
#1	0.02758	0.03475	0.07942	89.74585	50.25564	0.08555	34.99062	3.04337	0.01108
#2	0.02713	0.03532	0.07932	89.89590	50.43906	0.08589	35.09301	3.04930	0.01162
Mean	**0.02735**	**0.03503**	**0.07937**	**89.82088**	**50.34735**	**0.08572**	**35.04182**	**3.04634**	**0.01135**
%RSD	1.16093	1.16089	0.09417	0.11812	0.25761	0.27925	0.20662	0.13776	3.32680

	Na	Ni	P	Pb I	Pb II	S	Sb	Se I	Se II
	ppm	ppm	ppm	ppm	ppm	ppm	ppm	ppm	ppm
#1	4.19551	0.03865	1.79542	0.08394	0.10801	0.71338	0.00523	-0.00522	-0.00658
#2	4.21701	0.03915	1.79712	0.08413	0.10784	0.72551	0.00376	-0.00234	0.00212
Mean	**4.20626**	**0.03890**	**1.79627**	**0.08403**	**0.10793**	**0.71945**	**0.00450**	**-0.00378**	**-0.00223**
%RSD	0.36134	0.92659	0.06692	0.15691	0.10783	1.19280	23.08560	53.86514	275.97501

	Si	Sn	Sr	Th	Ti	Tl	U	V	Zn
	ppm	ppm	ppm	ppm	ppm	ppm	ppm	ppm	ppm
#1	32.41112	0.04310	0.72341	0.02377	2.89037	-0.00352	0.01859	0.11406	0.33137
#2	32.48063	0.03652	0.72540	0.02441	2.90126	-0.00880	0.02079	0.11321	0.33157
Mean	**32.44587**	**0.03981**	**0.72440**	**0.02409**	**2.89582**	**-0.00616**	**0.01969**	**0.11363**	**0.33147**
%RSD	0.15148	11.68635	0.19376	1.88869	0.26590	60.66898	7.89917	0.52622	0.04320

	Zr	Pb	Se
	ppm	calc	calc
#1	0.21433	0.09999	-0.00613
#2	0.21523	0.09995	0.00064
Mean	**0.21478**	**0.09997**	**-0.00275**
%RSD	0.29480	0.03372	174.21558

Method : Paragon File : 080913A Printed : 9/13/2008 16:11:34

SampleId1 : 0809004-1 10X **SampleId2 :** **[SAMPLE]**
Analysis commenced : 9/13/2008 11:46:55
Dilution ratio : 1.00000 to 1.00000 Tray : Position : TUBE10

Final concentrations

	Ag	Al	As	B	Ba	Be	Bi	Ca	Cd
	ppm	ppm	ppm	ppm	ppm	ppm	ppm	ppm	ppm
#1	-0.00092	0.50119	0.00607	0.01825	0.01007	0.00015	0.00255	0.89038	-0.00021
#2	-0.00026	0.49167	0.00583	0.02058	0.01004	0.00015	0.00353	0.88525	0.00032
Mean	**-0.00059**	**0.49643**	**0.00595**	**0.01941**	**0.01005**	**0.00015**	**0.00304**	**0.88782**	**0.00006**
%RSD	78.30373	1.35589	2.78980	8.46360	0.22632	0.37784	22.83260	0.40797	668.50071

	Co	Cr	Cu	Fe	K	Li	Mg	Mn	Mo
	ppm	ppm	ppm	ppm	ppm	ppm	ppm	ppm	ppm
#1	-0.00051	-0.00003	-0.00057	0.41131	0.25506	0.00606	0.36836	0.00773	0.00026
#2	-0.00020	-0.00022	-0.00006	0.40954	0.23980	0.00603	0.36525	0.00773	0.00050
Mean	**-0.00036**	**-0.00012**	**-0.00031**	**0.41042**	**0.24743**	**0.00604**	**0.36681**	**0.00773**	**0.00038**
%RSD	60.92332	111.11860	115.95265	0.30517	4.36154	0.28010	0.59921	0.00000	45.25599

	Na	Ni	P	Pb I	Pb II	S	Sb	Se I	Se II
	ppm	ppm	ppm	ppm	ppm	ppm	ppm	ppm	ppm
#1	36.68557	0.00046	0.01100	-0.00107	-0.00115	0.41797	-0.00180	-0.00124	-0.00069
#2	36.85704	0.00042	0.01935	-0.00053	0.00017	0.41392	0.00542	-0.00347	-0.00070
Mean	**36.77130**	**0.00044**	**0.01518**	**-0.00080**	**-0.00049**	**0.41594**	**0.00181**	**-0.00235**	**-0.00069**
%RSD	0.32974	6.11510	38.88201	47.42389	191.75932	0.68817	282.31760	67.10869	0.38860

	Si	Sn	Sr	Th	Ti	Tl	U	V	Zn
	ppm	ppm	ppm	ppm	ppm	ppm	ppm	ppm	ppm
#1	1.37932	-0.00301	0.02541	0.01031	0.00638	-0.00074	-0.01574	0.00124	0.00098
#2	1.38153	-0.00213	0.02549	0.01097	0.00594	-0.00146	-0.00116	0.00070	0.00098
Mean	**1.38042**	**-0.00257**	**0.02545**	**0.01064**	**0.00616**	**-0.00110**	**-0.00845**	**0.00097**	**0.00098**
%RSD	0.11309	24.08589	0.21281	4.35393	5.06008	45.88727	122.02350	39.68682	0.00000

	Zr	Pb	Se
	ppm	calc	calc
#1	-0.00059	-0.00112	-0.00087
#2	-0.00066	-0.00006	-0.00162
Mean	**-0.00063**	**-0.00059**	**-0.00125**
%RSD	8.09883	126.49395	42.34755

Method : Paragon File : 080913A Printed : 9/13/2008 16:11:35
SampleId1 : CCV **SampleId2 :** **[CV]**
Analysis commenced : 9/13/2008 11:48:55
Dilution ratio : 1.00000 to 1.00000 Tray : Position : STD6

Final concentrations

	Ag	Al	As	B	Ba	Be	Bi	Ca	Cd
	ppm	ppm	ppm	ppm	ppm	ppm	ppm	ppm	ppm

#1	0.19213	49.70481	0.47599	0.99316	0.98802	0.46043	0.50988	49.30930	0.48520
#2	0.19191	49.86661	0.46786	0.99268	0.98926	0.45927	0.50754	49.20654	0.48383
Mean	**0.19202**	**49.78571**	**0.47193**	**0.99292**	**0.98864**	**0.45985**	**0.50871**	**49.25792**	**0.48451**
%RSD	0.07999	0.22980	1.21719	0.03407	0.08851	0.17946	0.32494	0.14752	0.20036

	Co	**Cr**	**Cu**	**Fe**	**K**	**Li**	**Mg**	**Mn**	**Mo**
	ppm	ppm	ppm	ppm	ppm	ppm	ppm	ppm	ppm
#1	0.46818	0.95324	0.97974	20.13155	51.52251	0.49712	48.31445	0.92755	0.94720
#2	0.46577	0.95160	0.97785	20.09225	51.69494	0.49889	48.28740	0.92504	0.94871
Mean	**0.46697**	**0.95242**	**0.97879**	**20.11190**	**51.60872**	**0.49800**	**48.30093**	**0.92630**	**0.94795**
%RSD	0.36500	0.12205	0.13670	0.13816	0.23624	0.25129	0.03961	0.19180	0.11294

	Na	**Ni**	**P**	**Pb I**	**Pb II**	**S**	**Sb**	**Se I**	**Se II**
	ppm	ppm	ppm	ppm	ppm	ppm	ppm	ppm	ppm
#1	50.40622	0.95040	4.54671	0.96317	0.94053	4.96164	0.48329	0.96497	0.96900
#2	50.64266	0.94839	4.59143	0.95985	0.93340	4.95363	0.49173	0.96531	0.94868
Mean	**50.52444**	**0.94939**	**4.56907**	**0.96151**	**0.93696**	**4.95763**	**0.48751**	**0.96514**	**0.95884**
%RSD	0.33091	0.14963	0.69212	0.24464	0.53861	0.11434	1.22480	0.02442	1.49914

	Si	**Sn**	**Sr**	**Th**	**Ti**	**Tl**	**U**	**V**	**Zn**
	ppm	ppm	ppm	ppm	ppm	ppm	ppm	ppm	ppm
#1	4.70217	0.95472	0.49250	0.25241	0.46665	0.50488	5.07170	0.47999	0.91746
#2	4.72097	0.95208	0.49213	0.25184	0.46502	0.50662	5.07248	0.48036	0.91482
Mean	**4.71157**	**0.95340**	**0.49231**	**0.25213**	**0.46584**	**0.50575**	**5.07209**	**0.48017**	**0.91614**
%RSD	0.28221	0.19565	0.05283	0.16030	0.24722	0.24339	0.01092	0.05373	0.20379

	Zr	**Pb**	**Se**
	ppm	calc	calc
#1	1.04771	0.94807	0.96766
#2	1.04624	0.94220	0.95421
Mean	**1.04697**	**0.94514**	**0.96094**
%RSD	0.09967	0.43902	0.98957

Method : Paragon File : 080913A Printed : 9/13/2008 16:11:35
SampleId1 : CCB **SampleId2 :** **[CB]**
Analysis commenced : 9/13/2008 11:51:06
Dilution ratio : 1.00000 to 1.00000 Tray : Position : STD2

Final concentrations

	Ag	**Al**	**As**	**B**	**Ba**	**Be**	**Bi**	**Ca**	**Cd**
	ppm	ppm	ppm	ppm	ppm	ppm	ppm	ppm	ppm
#1	0.00004	0.01138	0.00055	0.00209	-0.00045	0.00005	-0.00291	-0.00366	-0.00033
#2	-0.00070	0.00991	0.00149	0.00156	-0.00039	0.00004	-0.00389	-0.00494	-0.00030
Mean	**-0.00033**	**0.01065**	**0.00102**	**0.00183**	**-0.00042**	**0.00005**	**-0.00340**	**-0.00430**	**-0.00031**
%RSD	156.82982	9.76481	65.07068	20.41916	10.84573	25.36518	20.37885	21.02123	7.80712

	Co	**Cr**	**Cu**	**Fe**	**K**	**Li**	**Mg**	**Mn**	**Mo**
	ppm	ppm	ppm	ppm	ppm	ppm	ppm	ppm	ppm
#1	-0.00039	-0.00085	-0.00068	-0.00050	-0.19290	0.00266	-0.01704	-0.00045	-0.00130

#2	-0.00051	-0.00136	-0.00089	-0.00109	-0.18921	0.00266	-0.02364	-0.00058	-0.00164
Mean	**-0.00045**	**-0.00111**	**-0.00078**	**-0.00079**	**-0.19105**	**0.00266**	**-0.02034**	**-0.00052**	**-0.00147**
%RSD	19.25010	32.77516	18.58873	52.44960	1.36628	0.07966	22.96013	18.36101	16.39650

	Na	**Ni**	**P**	**Pb I**	**Pb II**	**S**	**Sb**	**Se I**	**Se II**
	ppm	ppm	ppm	ppm	ppm	ppm	ppm	ppm	ppm
#1	0.10036	0.00034	0.00166	-0.00549	0.00166	-0.00727	0.00350	-0.00079	-0.00012
#2	0.09964	-0.00005	-0.00635	-0.00109	-0.00003	-0.00727	-0.00327	-0.00626	0.00197
Mean	**0.10000**	**0.00014**	**-0.00235**	**-0.00329**	**0.00082**	**-0.00727**	**0.00011**	**-0.00353**	**0.00093**
%RSD	0.50303	194.70338	241.34795	94.73957	146.00813	0.00000	4286.32877	109.60663	159.54041

	Si	**Sn**	**Sr**	**Th**	**Ti**	**Tl**	**U**	**V**	**Zn**
	ppm	ppm	ppm	ppm	ppm	ppm	ppm	ppm	ppm
#1	0.00481	0.00035	-0.00076	0.01496	-0.00071	0.00232	-0.00625	-0.00069	-0.00043
#2	0.00413	0.00167	-0.00077	0.01565	-0.00088	-0.00220	-0.01163	-0.00110	-0.00023
Mean	**0.00447**	**0.00101**	**-0.00076**	**0.01531**	**-0.00079**	**0.00006**	**-0.00894**	**-0.00090**	**-0.00033**
%RSD	10.83736	91.83762	0.88925	3.18055	14.81263	5355.49327	42.49779	32.12052	43.25750

	Zr	**Pb**	**Se**
	ppm	calc	calc
#1	-0.00091	-0.00072	-0.00034
#2	-0.00118	-0.00038	-0.00077
Mean	**-0.00104**	**-0.00055**	**-0.00056**
%RSD	18.50718	44.07345	54.07913

Method : Paragon File : 080913A Printed : 9/13/2008 16:11:35
SampleId1 : 0808119-5 5X **SampleId2 :** **[SAMPLE]**
Analysis commenced : 9/13/2008 11:53:14
Dilution ratio : 1.00000 to 1.00000 Tray : Position : TUBE11

Final concentrations

	Ag	**Al**	**As**	**B**	**Ba**	**Be**	**Bi**	**Ca**	**Cd**
	ppm	ppm	ppm	ppm	ppm	ppm	ppm	ppm	ppm
#1	0.00057	42.09408	0.02625	0.00753	0.32472	0.00242	0.01001	6.58748	0.00047
#2	0.00110	41.83593	0.02895	0.00843	0.32320	0.00242	0.00777	6.56114	0.00035
Mean	**0.00084**	**41.96500**	**0.02760**	**0.00798**	**0.32396**	**0.00242**	**0.00889**	**6.57431**	**0.00041**
%RSD	44.89819	0.43499	6.91561	7.95418	0.33137	0.02745	17.82971	0.28326	20.90023

	Co	**Cr**	**Cu**	**Fe**	**K**	**Li**	**Mg**	**Mn**	**Mo**
	ppm	ppm	ppm	ppm	ppm	ppm	ppm	ppm	ppm
#1	0.02467	0.05566	0.03417	91.60585	3.68971	0.03713	7.27437	2.27129	0.00929
#2	0.02480	0.05634	0.03377	91.29138	3.66678	0.03695	7.24825	2.26438	0.00929
Mean	**0.02473**	**0.05600**	**0.03397**	**91.44862**	**3.67824**	**0.03704**	**7.26131**	**2.26783**	**0.00929**
%RSD	0.35722	0.85700	0.84510	0.24315	0.44085	0.33607	0.25439	0.21554	0.00000

	Na	**Ni**	**P**	**Pb I**	**Pb II**	**S**	**Sb**	**Se I**	**Se II**
	ppm	ppm	ppm	ppm	ppm	ppm	ppm	ppm	ppm
#1	0.22830	0.04031	2.61815	0.05761	0.05366	0.95200	0.00461	-0.00119	0.00503
#2	0.22729	0.04029	2.65518	0.05226	0.05463	0.93582	0.00438	-0.00761	-0.00715

Mean	**0.22779**	**0.04030**	**2.63666**	**0.05493**	**0.05414**	**0.94391**	**0.00449**	**-0.00440**	**-0.00106**
%RSD	0.31571	0.03313	0.99304	6.88180	1.26555	1.21161	3.63519	103.08788	812.28159

	Si	**Sn**	**Sr**	**Th**	**Ti**	**Tl**	**U**	**V**	**Zn**
	ppm	ppm	ppm	ppm	ppm	ppm	ppm	ppm	ppm
#1	4.03307	0.01596	0.05015	-0.00118	0.38488	-0.00022	0.04648	0.09527	0.25181
#2	4.01660	0.02019	0.04995	-0.00181	0.38313	-0.00851	0.02521	0.09465	0.25059
Mean	**4.02484**	**0.01807**	**0.05005**	**-0.00150**	**0.38400**	**-0.00436**	**0.03585**	**0.09496**	**0.25120**
%RSD	0.28942	16.56427	0.28423	29.57329	0.32148	134.41984	41.95537	0.46128	0.34186

	Zr	**Pb**	**Se**
	ppm	calc	calc
#1	0.00376	0.05497	0.00296
#2	0.00373	0.05384	-0.00730
Mean	**0.00375**	**0.05441**	**-0.00217**
%RSD	0.43695	1.47373	333.87305

Method : Paragon File : 080913A Printed : 9/13/2008 16:11:36
SampleId1 : 0808089-2 10X **SampleId2 :** **[SAMPLE]**
Analysis commenced : 9/13/2008 11:55:11
Dilution ratio : 1.00000 to 1.00000 Tray : Position : TUBE12

Final concentrations

	Ag	**Al**	**As**	**B**	**Ba**	**Be**	**Bi**	**Ca**	**Cd**
	ppm	ppm	ppm	ppm	ppm	ppm	ppm	ppm	ppm
#1	-0.00019	-0.00099	0.00114	-0.00139	0.03205	0.00034	0.00045	94.71028	-0.00001
#2	-0.00004	0.00383	-0.00191	-0.00007	0.03189	0.00032	0.00185	94.60497	-0.00017
Mean	**-0.00012**	**0.00142**	**-0.00039**	**-0.00073**	**0.03197**	**0.00033**	**0.00115**	**94.65763**	**-0.00009**
%RSD	87.53897	239.76394	556.01769	127.45044	0.35595	3.88660	85.71169	0.07867	124.98088

	Co	**Cr**	**Cu**	**Fe**	**K**	**Li**	**Mg**	**Mn**	**Mo**
	ppm	ppm	ppm	ppm	ppm	ppm	ppm	ppm	ppm
#1	0.00194	0.00057	0.00767	0.21412	21.32714	0.00310	3.38849	0.02128	-0.00125
#2	0.00083	0.00054	0.00840	0.21314	21.31943	0.00312	3.38888	0.02101	-0.00110
Mean	**0.00138**	**0.00056**	**0.00804**	**0.21363**	**21.32329**	**0.00311**	**3.38869**	**0.02115**	**-0.00117**
%RSD	56.76513	3.96092	6.42573	0.32533	0.02557	0.34039	0.00812	0.89720	8.77021

	Na	**Ni**	**P**	**Pb I**	**Pb II**	**S**	**Sb**	**Se I**	**Se II**
	ppm	ppm	ppm	ppm	ppm	ppm	ppm	ppm	ppm
#1	9.78522	0.00027	62.24958	-0.00340	0.00272	18.87488	0.00123	0.01596	0.01181
#2	9.80165	-0.00024	62.73333	-0.00125	0.00521	19.02244	0.00112	0.01725	0.02185
Mean	**9.79343**	**0.00001**	**62.49145**	**-0.00233**	**0.00397**	**18.94866**	**0.00117**	**0.01660**	**0.01683**
%RSD	0.11859	3046.89020	0.54738	65.31584	44.33064	0.55062	6.72831	5.48074	42.21145

	Si	**Sn**	**Sr**	**Th**	**Ti**	**Tl**	**U**	**V**	**Zn**
	ppm	ppm	ppm	ppm	ppm	ppm	ppm	ppm	ppm
#1	0.05223	0.01626	0.25198	0.02094	-0.00109	-0.01298	0.00128	0.00072	0.31396
#2	0.05292	0.01640	0.25122	0.01962	-0.00112	-0.00827	0.00281	0.00153	0.31558
Mean	**0.05258**	**0.01633**	**0.25160**	**0.02028**	**-0.00111**	**-0.01063**	**0.00204**	**0.00112**	**0.31477**

%RSD	0.93048	0.63190	0.21370	4.58884	1.87474	31.37398	53.12026	51.23186	0.36388

	Zr	Pb	Se
	ppm	calc	calc
#1	-0.00079	0.00068	0.01319
#2	-0.00069	0.00306	0.02032
Mean	**-0.00074**	**0.00187**	**0.01675**
%RSD	9.52730	89.69904	30.09004

Method : Paragon File : 080913A Printed : 9/13/2008 16:11:36
SampleId1 : 0808089-3 10X **SampleId2 :** **[SAMPLE]**
Analysis commenced : 9/13/2008 11:57:07
Dilution ratio : 1.00000 to 1.00000 Tray : Position : TUBE13

Final concentrations

	Ag	Al	As	B	Ba	Be	Bi	Ca	Cd
	ppm	ppm	ppm	ppm	ppm	ppm	ppm	ppm	ppm
#1	-0.00035	0.01282	-0.00062	-0.00076	0.02915	0.00039	-0.00248	157.95515	-0.00016
#2	-0.00034	0.00440	0.00583	0.00056	0.02893	0.00037	-0.00024	157.95423	0.00022
Mean	**-0.00034**	**0.00861**	**0.00260**	**-0.00010**	**0.02904**	**0.00038**	**-0.00136**	**157.95469**	**0.00003**
%RSD	0.21416	69.09120	175.23514	945.23035	0.54857	3.30201	115.99436	0.00041	930.37095

	Co	Cr	Cu	Fe	K	Li	Mg	Mn	Mo
	ppm	ppm	ppm	ppm	ppm	ppm	ppm	ppm	ppm
#1	0.00052	0.00142	0.00443	0.15378	30.15238	0.00353	4.53913	0.09094	-0.00178
#2	0.00052	0.00212	0.00558	0.15319	30.05169	0.00357	4.53990	0.09067	-0.00032
Mean	**0.00052**	**0.00177**	**0.00500**	**0.15349**	**30.10204**	**0.00355**	**4.53952**	**0.09080**	**-0.00105**
%RSD	0.10259	28.04327	16.27430	0.27158	0.23651	0.71593	0.01213	0.20913	97.81200

	Na	Ni	P	Pb I	Pb II	S	Sb	Se I	Se II
	ppm	ppm	ppm	ppm	ppm	ppm	ppm	ppm	ppm
#1	10.62127	-0.00064	98.25662	-0.00560	0.00357	22.74856	0.00551	0.01774	0.01099
#2	10.56715	0.00000	97.52660	-0.00019	-0.00002	22.76780	0.00811	0.02288	0.00665
Mean	**10.59421**	**-0.00032**	**97.89161**	**-0.00290**	**0.00177**	**22.75818**	**0.00681**	**0.02031**	**0.00882**
%RSD	0.36122	142.48239	0.52732	132.29684	143.33497	0.05978	27.01663	17.88352	34.78223

	Si	Sn	Sr	Th	Ti	Tl	U	V	Zn
	ppm	ppm	ppm	ppm	ppm	ppm	ppm	ppm	ppm
#1	0.08217	0.01509	0.31344	0.01865	-0.00127	-0.00479	0.01206	0.00155	0.16884
#2	0.08204	0.01976	0.31256	0.01929	-0.00106	-0.00858	0.00746	0.00209	0.16924
Mean	**0.08210**	**0.01743**	**0.31300**	**0.01897**	**-0.00117**	**-0.00668**	**0.00976**	**0.00182**	**0.16904**
%RSD	0.10958	18.94553	0.19815	2.37322	12.46237	40.12210	33.35916	21.06960	0.16927

	Zr	Pb	Se
	ppm	calc	calc
#1	-0.00099	0.00052	0.01324
#2	-0.00043	-0.00008	0.01205
Mean	**-0.00071**	**0.00022**	**0.01265**
%RSD	55.38928	191.73531	6.61894

ted: 9/13/2008 16:12:26 User: ROY FRENCH
Method : Paragon File : 080913A Printed : 9/13/2008 16:11:36
SampleId1 : 0808089-4 10X SampleId2 : [SAMPLE]
Analysis commenced : 9/13/2008 11:59:03
Dilution ratio : 1.00000 to 1.00000 Tray : Position : TUBE14

Final concentrations

	Ag	Al	As	B	Ba	Be	Bi	Ca	Cd
	ppm	ppm	ppm	ppm	ppm	ppm	ppm	ppm	ppm
#1	0.00032	-0.00234	0.00607	-0.00086	0.02757	0.00031	0.00101	35.04705	-0.00003
#2	0.00031	0.00815	0.00571	-0.00060	0.02777	0.00029	-0.00066	34.96144	-0.00015
Mean	**0.00031**	**0.00291**	**0.00589**	**-0.00073**	**0.02767**	**0.00030**	**0.00017**	**35.00424**	**-0.00009**
%RSD	0.63975	255.34227	4.22638	25.49004	0.49344	4.00779	684.36264	0.17293	96.04710

	Co	Cr	Cu	Fe	K	Li	Mg	Mn	Mo
	ppm	ppm	ppm	ppm	ppm	ppm	ppm	ppm	ppm
#1	0.00008	0.00044	0.00380	0.07942	34.93718	0.00296	3.07059	0.01001	-0.00241
#2	0.00021	0.00056	0.00349	0.07962	34.74186	0.00292	3.06787	0.00994	0.00035
Mean	**0.00014**	**0.00050**	**0.00364**	**0.07952**	**34.83952**	**0.00294**	**3.06923**	**0.00998**	**-0.00103**
%RSD	60.92377	16.84258	6.10689	0.17466	0.39643	0.79236	0.06275	0.47525	190.22931

	Na	Ni	P	Pb I	Pb II	S	Sb	Se I	Se II
	ppm	ppm	ppm	ppm	ppm	ppm	ppm	ppm	ppm
#1	4.56008	-0.00004	36.71524	0.00082	0.00032	23.22547	0.00495	0.00644	0.01379
#2	4.53948	-0.00071	36.59224	0.00119	-0.00182	23.25238	0.00350	0.02515	0.01331
Mean	**4.54978**	**-0.00038**	**36.65374**	**0.00100**	**-0.00075**	**23.23892**	**0.00422**	**0.01579**	**0.01355**
%RSD	0.32012	128.08998	0.23729	25.97864	201.75999	0.08187	24.26941	83.79458	2.51819

	Si	Sn	Sr	Th	Ti	Tl	U	V	Zn
	ppm	ppm	ppm	ppm	ppm	ppm	ppm	ppm	ppm
#1	0.05290	0.01567	0.09104	0.01451	-0.00109	-0.01148	0.01288	0.00021	0.07559
#2	0.05014	0.01976	0.09091	0.01315	-0.00114	-0.00677	0.01518	0.00017	0.07620
Mean	**0.05152**	**0.01772**	**0.09098**	**0.01383**	**-0.00112**	**-0.00913**	**0.01403**	**0.00019**	**0.07589**
%RSD	3.79555	16.30544	0.10434	6.94136	3.09720	36.52032	11.60216	12.49486	0.56525

	Zr	Pb	Se
	ppm	calc	calc
#1	-0.00054	0.00049	0.01134
#2	-0.00023	-0.00082	0.01725
Mean	**-0.00039**	**-0.00017**	**0.01430**
%RSD	58.39251	555.69794	29.22998

Method : Paragon File : 080913A Printed : 9/13/2008 16:11:37
SampleId1 : 0808089-5 10X SampleId2 : [SAMPLE]
Analysis commenced : 9/13/2008 12:00:59
Dilution ratio : 1.00000 to 1.00000 Tray : Position : TUBE15

Final concentrations

	Ag	Al	As	B	Ba	Be	Bi	Ca	Cd
	ppm	ppm	ppm	ppm	ppm	ppm	ppm	ppm	ppm
#1	-0.00006	0.00866	0.00149	-0.00113	0.02922	0.00033	0.00310	87.37370	-0.00007
#2	0.00024	0.01117	-0.00027	-0.00192	0.02925	0.00034	0.00324	87.66877	0.00007
Mean	**0.00009**	**0.00992**	**0.00061**	**-0.00152**	**0.02923**	**0.00033**	**0.00317**	**87.52123**	**0.00000**
%RSD	229.32177	17.90911	204.23088	36.73872	0.07785	3.66875	3.08723	0.23839	5888.50778

	Co	Cr	Cu	Fe	K	Li	Mg	Mn	Mo
	ppm	ppm	ppm	ppm	ppm	ppm	ppm	ppm	ppm
#1	0.00021	0.00108	0.00192	0.04486	32.30615	0.00322	3.69788	0.01900	-0.00159
#2	-0.00035	0.00120	0.00202	0.04476	32.48273	0.00323	3.69711	0.01907	-0.00236
Mean	**-0.00007**	**0.00114**	**0.00197**	**0.04481**	**32.39444**	**0.00322**	**3.69749**	**0.01903**	**-0.00197**
%RSD	562.14062	7.62612	3.80878	0.15495	0.38544	0.13129	0.01489	0.24919	27.80605

	Na	Ni	P	Pb I	Pb II	S	Sb	Se I	Se II
	ppm	ppm	ppm	ppm	ppm	ppm	ppm	ppm	ppm
#1	4.62095	0.00144	61.50042	0.00255	-0.00045	19.96479	0.00528	0.00980	0.01049
#2	4.65789	-0.00075	62.08941	-0.00381	0.00185	20.10035	0.00494	0.01317	0.01612
Mean	**4.63942**	**0.00034**	**61.79491**	**-0.00063**	**0.00070**	**20.03257**	**0.00511**	**0.01149**	**0.01330**
%RSD	0.56299	452.50546	0.67396	712.53886	232.11531	0.47849	4.77080	20.73967	29.90503

	Si	Sn	Sr	Th	Ti	Tl	U	V	Zn
	ppm	ppm	ppm	ppm	ppm	ppm	ppm	ppm	ppm
#1	0.07203	0.01611	0.21556	0.01365	-0.00116	-0.00913	0.01751	0.00057	0.10087
#2	0.07121	0.01378	0.21647	0.01183	-0.00138	-0.00504	0.01444	0.00040	0.10107
Mean	**0.07162**	**0.01495**	**0.21601**	**0.01274**	**-0.00127**	**-0.00708**	**0.01597**	**0.00049**	**0.10097**
%RSD	0.81859	11.04410	0.29907	10.07096	11.99848	40.89063	13.58898	24.55307	0.14164

	Zr	Pb	Se
	ppm	calc	calc
#1	-0.00024	0.00055	0.01026
#2	-0.00026	-0.00004	0.01514
Mean	**-0.00025**	**0.00026**	**0.01270**
%RSD	6.02656	161.09737	27.14398

Method : Paragon File : 080913A Printed : 9/13/2008 16:11:37
SampleId1 : F080911-1MB **SampleId2 :** **[SAMPLE]**
Analysis commenced : 9/13/2008 12:02:57
Dilution ratio : 1.00000 to 1.00000 Tray : Position : TUBE16

Final concentrations

	Ag	Al	As	B	Ba	Be	Bi	Ca	Cd
	ppm	ppm	ppm	ppm	ppm	ppm	ppm	ppm	ppm
#1	-0.00019	-0.00256	-0.00168	-0.00440	-0.00068	0.00019	0.00058	-0.01415	-0.00022
#2	-0.00077	0.00298	0.00149	-0.00345	-0.00074	0.00024	0.00477	-0.01492	-0.00045
Mean	**-0.00048**	**0.00021**	**-0.00009**	**-0.00393**	**-0.00071**	**0.00022**	**0.00267**	**-0.01453**	**-0.00034**
%RSD	86.75657	1907.06842	2367.25331	17.11405	6.41675	16.61952	110.66135	3.73344	48.21760

	Co	Cr	Cu	Fe	K	Li	Mg	Mn	Mo

	ppm	ppm	ppm	ppm	ppm	ppm	ppm	ppm	ppm
#1	0.00023	-0.00055	-0.00089	-0.00924	-0.02308	0.00190	-0.03996	-0.00052	-0.00241
#2	0.00066	-0.00091	-0.00068	-0.00884	-0.02013	0.00187	-0.03918	-0.00052	-0.00144
Mean	**0.00044**	**-0.00073**	**-0.00078**	**-0.00904**	**-0.02160**	**0.00189**	**-0.03957**	**-0.00052**	**-0.00193**
%RSD	69.20169	35.24604	19.01706	3.07132	9.66727	0.89782	1.38844	0.00000	35.63334

	Na	**Ni**	**P**	**Pb I**	**Pb II**	**S**	**Sb**	**Se I**	**Se II**
	ppm	ppm	ppm	ppm	ppm	ppm	ppm	ppm	ppm
#1	0.09192	-0.00062	0.00066	0.00477	-0.00472	0.02109	0.00066	-0.00184	-0.00116
#2	0.09172	-0.00045	0.00466	0.00092	-0.00328	0.01704	-0.00068	0.00177	-0.00245
Mean	**0.09182**	**-0.00054**	**0.00266**	**0.00285**	**-0.00400**	**0.01907**	**-0.00001**	**-0.00003**	**-0.00181**
%RSD	0.15652	22.42929	106.48917	95.52198	25.44588	15.02388	12618.88269	7803.02918	50.28074

	Si	**Sn**	**Sr**	**Th**	**Ti**	**Tl**	**U**	**V**	**Zn**
	ppm	ppm	ppm	ppm	ppm	ppm	ppm	ppm	ppm
#1	0.00426	0.00181	-0.00111	0.01047	-0.00034	0.00539	-0.00778	-0.00049	0.00381
#2	0.00427	0.00138	-0.00116	0.01002	-0.00070	0.00231	-0.01085	-0.00015	0.00280
Mean	**0.00426**	**0.00159**	**-0.00113**	**0.01025**	**-0.00052**	**0.00385**	**-0.00932**	**-0.00032**	**0.00331**
%RSD	0.18363	19.39242	2.98312	3.09297	49.22252	56.46749	23.30262	74.56684	21.60395

	Zr	**Pb**	**Se**
	ppm	calc	calc
#1	-0.00067	-0.00156	-0.00139
#2	-0.00073	-0.00188	-0.00104
Mean	**-0.00070**	**-0.00172**	**-0.00122**
%RSD	6.28287	13.19845	20.05675

Method : Paragon File : 080913A Printed : 9/13/2008 16:11:37
SampleId1 : 0809060-1 **SampleId2 :** **[SAMPLE]**
Analysis commenced : 9/13/2008 12:04:58
Dilution ratio : 1.00000 to 1.00000 Tray : Position : TUBE17

Final concentrations

	Ag	**Al**	**As**	**B**	**Ba**	**Be**	**Bi**	**Ca**	**Cd**
	ppm	ppm	ppm	ppm	ppm	ppm	ppm	ppm	ppm
#1	-0.00046	0.00575	0.02308	0.04450	0.07013	0.00039	0.00114	55.14941	-0.00045
#2	-0.00151	0.00630	0.01944	0.04519	0.06965	0.00040	-0.00053	54.65588	-0.00047
Mean	**-0.00099**	**0.00602**	**0.02126**	**0.04485**	**0.06989**	**0.00039**	**0.00031**	**54.90265**	**-0.00046**
%RSD	74.98709	6.50521	12.09865	1.08273	0.48867	0.11965	386.07994	0.63564	3.04076

	Co	**Cr**	**Cu**	**Fe**	**K**	**Li**	**Mg**	**Mn**	**Mo**
	ppm	ppm	ppm	ppm	ppm	ppm	ppm	ppm	ppm
#1	0.00039	0.01356	0.00026	-0.00835	2.85643	0.01041	16.57390	0.03463	0.25555
#2	0.00082	0.01337	0.00077	-0.00825	2.81354	0.01025	16.38940	0.03429	0.25462
Mean	**0.00060**	**0.01346**	**0.00052**	**-0.00830**	**2.83499**	**0.01033**	**16.48165**	**0.03446**	**0.25509**
%RSD	50.62596	1.00305	69.91598	0.83591	1.06970	1.08494	0.79154	0.68828	0.25608

	Na	**Ni**	**P**	**Pb I**	**Pb II**	**S**	**Sb**	**Se I**	**Se II**
	ppm	ppm	ppm	ppm	ppm	ppm	ppm	ppm	ppm

#1	42.74815	0.00206	-0.09974	0.00359	-0.00265	23.72103	0.02132	0.01474	0.02046
#2	42.06025	0.00312	-0.09874	0.00033	-0.00615	23.49830	0.02143	0.03122	0.01442
Mean	**42.40420**	**0.00259**	**-0.09924**	**0.00196**	**-0.00440**	**23.60967**	**0.02137**	**0.02298**	**0.01744**
%RSD	1.14711	28.87710	0.71260	117.88836	56.20227	0.66710	0.35711	50.71577	24.45629

	Si	**Sn**	**Sr**	**Th**	**Ti**	**Tl**	**U**	**V**	**Zn**
	ppm	ppm	ppm	ppm	ppm	ppm	ppm	ppm	ppm
#1	8.33850	0.01713	0.63692	0.00907	-0.00035	0.00032	-0.01085	0.02247	0.00523
#2	8.23399	0.01801	0.63224	0.01111	-0.00030	-0.00940	0.00603	0.02202	0.00462
Mean	**8.28624**	**0.01757**	**0.63458**	**0.01009**	**-0.00032**	**-0.00454**	**-0.00241**	**0.02225**	**0.00493**
%RSD	0.89175	3.52294	0.52153	14.27843	10.66450	151.51184	495.45596	1.40129	8.70641

	Zr	**Pb**	**Se**
	ppm	calc	calc
#1	-0.00458	-0.00058	0.01855
#2	-0.00448	-0.00400	0.02002
Mean	**-0.00453**	**-0.00229**	**0.01929**
%RSD	1.53255	105.83303	5.37408

Method : Paragon File : 080913A Printed : 9/13/2008 16:11:38
SampleId1 : 0809060-2 **SampleId2 :** **[SAMPLE]**
Analysis commenced : 9/13/2008 12:06:54
Dilution ratio : 1.00000 to 1.00000 Tray : Position : TUBE18

Final concentrations

	Ag	**Al**	**As**	**B**	**Ba**	**Be**	**Bi**	**Ca**	**Cd**
	ppm	ppm	ppm	ppm	ppm	ppm	ppm	ppm	ppm
#1	0.00049	0.02531	-0.00438	0.02433	0.05757	0.00036	0.00408	57.98986	-0.00043
#2	0.00078	0.01570	-0.00285	0.02433	0.05725	0.00034	0.00338	57.76884	-0.00047
Mean	**0.00063**	**0.02050**	**-0.00361**	**0.02433**	**0.05741**	**0.00035**	**0.00373**	**57.87935**	**-0.00045**
%RSD	32.81005	33.13056	29.83868	0.00000	0.39651	3.51908	13.24382	0.27002	5.84790

	Co	**Cr**	**Cu**	**Fe**	**K**	**Li**	**Mg**	**Mn**	**Mo**
	ppm	ppm	ppm	ppm	ppm	ppm	ppm	ppm	ppm
#1	0.00055	0.00036	-0.00006	0.00765	0.90773	0.00788	17.93015	0.05268	0.00332
#2	0.00055	0.00069	-0.00016	0.00765	0.91536	0.00783	17.81843	0.05234	0.00244
Mean	**0.00055**	**0.00053**	**-0.00011**	**0.00765**	**0.91155**	**0.00785**	**17.87429**	**0.05251**	**0.00288**
%RSD	0.02888	44.84882	67.30303	0.00000	0.59214	0.48487	0.44195	0.45182	21.45936

	Na	**Ni**	**P**	**Pb I**	**Pb II**	**S**	**Sb**	**Se I**	**Se II**
	ppm	ppm	ppm	ppm	ppm	ppm	ppm	ppm	ppm
#1	27.75701	0.00151	0.05240	-0.00187	-0.00299	14.47167	0.00262	0.01481	0.01612
#2	27.45046	0.00187	0.04539	-0.00048	-0.00289	14.39712	-0.00078	0.01336	0.02150
Mean	**27.60373**	**0.00169**	**0.04889**	**-0.00118**	**-0.00294**	**14.43440**	**0.00092**	**0.01409**	**0.01881**
%RSD	0.78527	14.99006	10.14079	83.94083	2.29255	0.36521	261.08101	7.26223	20.24569

	Si	**Sn**	**Sr**	**Th**	**Ti**	**Tl**	**U**	**V**	**Zn**
	ppm	ppm	ppm	ppm	ppm	ppm	ppm	ppm	ppm
#1	8.34521	0.00590	0.56184	0.00529	0.00228	0.00246	-0.00012	0.01216	0.00098

#2	8.27735	0.01275	0.55896	0.00991	0.00217	-0.00399	-0.00165	0.01240	-0.00023
Mean	**8.31128**	**0.00932**	**0.56040**	**0.00760**	**0.00222**	**-0.00076**	**-0.00089**	**0.01228**	**0.00038**
%RSD	0.57735	52.00618	0.36328	42.98824	3.42883	597.16900	122.56765	1.36689	227.44369

	Zr	**Pb**	**Se**
	ppm	calc	calc
#1	-0.00419	-0.00262	0.01568
#2	-0.00372	-0.00209	0.01879
Mean	**-0.00396**	**-0.00235**	**0.01724**
%RSD	8.41091	15.87683	12.75955

Method : Paragon File : 080913A Printed : 9/13/2008 16:11:38
SampleId1 : 0809060-3 **SampleId2 :** **[SAMPLE]**
Analysis commenced : 9/13/2008 12:08:50
Dilution ratio : 1.00000 to 1.00000 Tray : Position : TUBE19

Final concentrations

	Ag	**Al**	**As**	**B**	**Ba**	**Be**	**Bi**	**Ca**	**Cd**
	ppm	ppm	ppm	ppm	ppm	ppm	ppm	ppm	ppm
#1	-0.00026	0.02187	0.04327	0.05855	0.06962	0.00036	0.00408	50.50331	-0.00026
#2	-0.00033	0.02072	0.04245	0.05803	0.06981	0.00040	0.00254	50.48771	-0.00021
Mean	**-0.00030**	**0.02130**	**0.04286**	**0.05829**	**0.06971**	**0.00038**	**0.00331**	**50.49551**	**-0.00023**
%RSD	18.29983	3.82680	1.35558	0.64084	0.19596	6.30176	32.77283	0.02185	14.60632

	Co	**Cr**	**Cu**	**Fe**	**K**	**Li**	**Mg**	**Mn**	**Mo**
	ppm	ppm	ppm	ppm	ppm	ppm	ppm	ppm	ppm
#1	0.00082	0.00260	0.00036	-0.00423	2.11220	0.00984	15.85912	0.03859	0.30097
#2	0.00100	0.00336	0.00035	-0.00452	2.11861	0.00984	15.83562	0.03852	0.29965
Mean	**0.00091**	**0.00298**	**0.00035**	**-0.00438**	**2.11540**	**0.00984**	**15.84737**	**0.03855**	**0.30031**
%RSD	14.42625	17.94658	0.50968	4.75744	0.21413	0.00000	0.10484	0.12305	0.30919

	Na	**Ni**	**P**	**Pb I**	**Pb II**	**S**	**Sb**	**Se I**	**Se II**
	ppm	ppm	ppm	ppm	ppm	ppm	ppm	ppm	ppm
#1	44.49888	0.00265	0.03203	0.00144	-0.00498	21.22961	0.01043	0.02672	0.02463
#2	44.56043	0.00361	0.02035	0.00113	-0.00406	21.24119	0.00816	0.01548	0.02053
Mean	**44.52965**	**0.00313**	**0.02619**	**0.00129**	**-0.00452**	**21.23540**	**0.00929**	**0.02110**	**0.02258**
%RSD	0.09773	21.77348	31.54393	16.93680	14.35296	0.03858	17.28805	37.66542	12.83916

	Si	**Sn**	**Sr**	**Th**	**Ti**	**Tl**	**U**	**V**	**Zn**
	ppm	ppm	ppm	ppm	ppm	ppm	ppm	ppm	ppm
#1	7.22370	0.01509	0.59871	0.00825	-0.00003	-0.00561	0.00833	0.02094	0.00240
#2	7.23949	0.01888	0.59993	0.01034	-0.00015	-0.00633	0.01294	0.02114	0.00139
Mean	**7.23160**	**0.01699**	**0.59932**	**0.00929**	**-0.00009**	**-0.00597**	**0.01064**	**0.02104**	**0.00189**
%RSD	0.15433	15.79244	0.14309	15.92245	100.43745	8.46882	30.61855	0.68351	37.75137

	Zr	**Pb**	**Se**
	ppm	calc	calc
#1	-0.00391	-0.00284	0.02533
#2	-0.00402	-0.00233	0.01885

Mean	**-0.00397**	**-0.00259**	**0.02209NCH**
%RSD	1.94688	13.92526	20.73692

Method : Paragon File : 080913A Printed : 9/13/2008 16:11:38
SampleId1 : 0809060-4 **SampleId2 :** **[SAMPLE]**
Analysis commenced : 9/13/2008 12:10:46
Dilution ratio : 1.00000 to 1.00000 Tray : Position : TUBE20

Final concentrations

	Ag	Al	As	B	Ba	Be	Bi	Ca	Cd
	ppm	ppm	ppm	ppm	ppm	ppm	ppm	ppm	ppm
#1	-0.00069	0.04678	-0.00262	0.02311	0.05239	0.00038	0.00338	56.25787	-0.00041
#2	0.00005	0.04027	0.00607	0.02375	0.05200	0.00034	0.00505	55.98385	-0.00069
Mean	**-0.00032**	**0.04352**	**0.00172**	**0.02343**	**0.05220**	**0.00036**	**0.00421**	**56.12086**	**-0.00055**
%RSD	164.26283	10.57784	356.10609	1.91284	0.52332	6.74485	28.10591	0.34525	36.22021

	Co	Cr	Cu	Fe	K	Li	Mg	Mn	Mo
	ppm	ppm	ppm	ppm	ppm	ppm	ppm	ppm	ppm
#1	-0.00001	0.00012	-0.00005	0.01089	0.61005	0.00797	17.72749	0.00170	0.00171
#2	0.00030	0.00036	-0.00037	0.01069	0.60980	0.00791	17.65929	0.00170	-0.00003
Mean	**0.00014**	**0.00024**	**-0.00021**	**0.01079**	**0.60993**	**0.00794**	**17.69339**	**0.00170**	**0.00084**
%RSD	152.19453	70.64743	105.78460	1.28673	0.02854	0.50650	0.27256	0.00000	147.03896

	Na	Ni	P	Pb I	Pb II	S	Sb	Se I	Se II
	ppm	ppm	ppm	ppm	ppm	ppm	ppm	ppm	ppm
#1	27.46492	0.00108	0.04472	0.00019	-0.00235	14.05951	0.00080	0.00659	0.01130
#2	27.23184	0.00036	0.05474	-0.00196	-0.00107	14.00846	0.00338	0.00611	0.01130
Mean	**27.34838**	**0.00072**	**0.04973**	**-0.00089**	**-0.00171**	**14.03399**	**0.00209**	**0.00635**	**0.01130**
%RSD	0.60262	70.47597	14.24376	171.57925	52.73807	0.25725	87.25552	5.36624	0.00077

	Si	Sn	Sr	Th	Ti	Tl	U	V	Zn
	ppm	ppm	ppm	ppm	ppm	ppm	ppm	ppm	ppm
#1	8.63474	0.01684	0.55199	0.00550	0.00081	-0.00267	-0.00780	0.01284	0.00119
#2	8.58847	0.01363	0.54858	0.01007	0.00111	-0.00687	-0.00780	0.01284	-0.00003
Mean	**8.61161**	**0.01523**	**0.55029**	**0.00778**	**0.00096**	**-0.00477**	**-0.00780**	**0.01284**	**0.00058**
%RSD	0.37994	14.90060	0.43836	41.54008	22.40253	62.27294	0.00121	0.00026	148.06678

	Zr	Pb	Se
	ppm	calc	calc
#1	-0.00437	-0.00150	0.00973
#2	-0.00457	-0.00137	0.00957
Mean	**-0.00447**	**-0.00144**	**0.00965**
%RSD	3.11552	6.56733	1.17633

Method : Paragon File : 080913A Printed : 9/13/2008 16:11:39
SampleId1 : CCV **SampleId2 :** **[CV]**
Analysis commenced : 9/13/2008 12:18:22
Dilution ratio : 1.00000 to 1.00000 Tray : Position : STD6

Final concentrations **2:27** **User: ROY FRENCH**

	Ag	Al	As	B	Ba	Be	Bi	Ca	Cd
	ppm	ppm	ppm	ppm	ppm	ppm	ppm	ppm	ppm
#1	0.18872	48.75645	0.47646	0.99577	0.97425	0.47474	0.49408	51.52587	0.49579
#2	0.18192	47.60616	0.44114	0.96122	0.95810	0.45410	0.47800	49.06799	0.47739
Mean	**0.18532**	**48.18130**	**0.45880**	**0.97849**	**0.96617**	**0.46442**	**0.48604**	**50.29693**	**0.48659**
%RSD	2.59359	1.68815	5.44301	2.49661	1.18185	3.14278	2.33959	3.45545	2.67298

	Co	Cr	Cu	Fe	K	Li	Mg	Mn	Mo
	ppm	ppm	ppm	ppm	ppm	ppm	ppm	ppm	ppm
#1	0.48078	0.98452	0.94672	20.51593	49.71531	0.47844	48.67817	0.94555	0.96747
#2	0.45588	0.94176	0.92840	19.69621	48.91390	0.47064	46.86938	0.90881	0.93137
Mean	**0.46833**	**0.96314**	**0.93756**	**20.10607**	**49.31460**	**0.47454**	**47.77378**	**0.92718**	**0.94942**
%RSD	3.76004	3.13916	1.38179	2.88288	1.14912	1.16250	2.67722	2.80184	2.68825

	Na	Ni	P	Pb I	Pb II	S	Sb	Se I	Se II
	ppm	ppm	ppm	ppm	ppm	ppm	ppm	ppm	ppm
#1	49.11033	0.97927	4.58409	0.97896	1.00387	4.84138	0.48849	0.96184	0.95102
#2	48.14788	0.93666	4.45942	0.91602	0.98407	4.73713	0.45767	0.89671	0.97672
Mean	**48.62910**	**0.95796**	**4.52176**	**0.94749**	**0.99397**	**4.78926**	**0.47308**	**0.92927**	**0.96387**
%RSD	1.39948	3.14500	1.94967	4.69734	1.40843	1.53922	4.60699	4.95568	1.88539

	Si	Sn	Sr	Th	Ti	Tl	U	V	Zn
	ppm	ppm	ppm	ppm	ppm	ppm	ppm	ppm	ppm
#1	4.67407	0.98211	0.48435	0.75251	0.49987	0.52186	4.92087	0.48676	1.00380
#2	4.52945	0.93090	0.47421	1.19645	0.52060	0.47704	4.80032	0.46780	0.97129
Mean	**4.60176**	**0.95650**	**0.47928**	**0.97448**	**0.51024**	**0.49945**	**4.86060**	**0.47728**	**0.98755**
%RSD	2.22228	3.78573	1.49606	32.21310	2.87222	6.34558	1.75371	2.80812	2.32769

	Zr	Pb	Se
	ppm	calc	calc
#1	1.01639	0.99558	0.95462
#2	0.95617	0.96141	0.95007
Mean	**0.98628**	**0.97849**	**0.95235**
%RSD	4.31729	2.46894	0.33749

Method : Paragon File : 080913A Printed : 9/13/2008 16:11:39
SampleId1 : CCB **SampleId2 :** **[CB]**
Analysis commenced : 9/13/2008 12:22:22
Dilution ratio : 1.00000 to 1.00000 Tray : Position : STD2

Final concentrations

	Ag	Al	As	B	Ba	Be	Bi	Ca	Cd
	ppm	ppm	ppm	ppm	ppm	ppm	ppm	ppm	ppm
#1	-0.00265	0.02197	-0.00403	-0.00277	-0.00084	0.00021	-0.00948	-0.00903	-0.00091
#2	-0.00084	0.02685	0.00266	0.00014	-0.00058	0.00019	0.00449	-0.00596	-0.00025
Mean	**-0.00175**	**0.02441**	**-0.00068**	**-0.00131**	**-0.00071**	**0.00020**	**-0.00250**	**-0.00750**	**-0.00058**
%RSD	73.19923	14.14906	694.16738	156.37540	25.66698	7.20070	395.72547	28.94126	80.36017

ted: 9/13/2008 16:12:27 User: ROY FRENCH

	Co	Cr	Cu	Fe	K	Li	Mg	Mn	Mo
	ppm	ppm	ppm	ppm	ppm	ppm	ppm	ppm	ppm
#1	-0.00249	-0.00286	-0.00053	-0.00325	-0.09052	0.00300	-0.04151	-0.00078	-0.00188
#2	-0.00095	-0.00133	0.00038	-0.00236	-0.08239	0.00300	-0.02403	-0.00052	-0.00134
Mean	**-0.00172**	**-0.00209**	**-0.00007**	**-0.00281**	**-0.08646**	**0.00300**	**-0.03277**	**-0.00065**	**-0.00161**
%RSD	63.53959	51.43661	866.72840	22.26001	6.64271	0.07052	37.72105	29.15219	23.43680

	Na	Ni	P	Pb I	Pb II	S	Sb	Se I	Se II
	ppm	ppm	ppm	ppm	ppm	ppm	ppm	ppm	ppm
#1	0.10300	-0.00185	-0.00101	-0.01611	0.00705	0.01299	-0.00935	-0.01039	0.01219
#2	0.10285	-0.00024	0.00032	-0.00268	0.00090	-0.00322	-0.00135	-0.01164	0.00543
Mean	**0.10292**	**-0.00105**	**-0.00034**	**-0.00940**	**0.00398**	**0.00489**	**-0.00535**	**-0.01101**	**0.00881**
%RSD	0.10473	108.54312	274.14258	101.09035	109.37381	234.44325	105.68399	7.96689	54.27644

	Si	Sn	Sr	Th	Ti	Tl	U	V	Zn
	ppm	ppm	ppm	ppm	ppm	ppm	ppm	ppm	ppm
#1	-0.00676	-0.00490	-0.00094	0.01604	-0.00083	-0.00673	-0.05614	-0.00296	-0.00084
#2	-0.00100	0.00181	-0.00081	0.02081	-0.00079	-0.00291	-0.01162	-0.00073	0.00017
Mean	**-0.00388**	**-0.00154**	**-0.00088**	**0.01842**	**-0.00081**	**-0.00482**	**-0.03388**	**-0.00185**	**-0.00033**
%RSD	104.95688	307.75263	10.04441	18.28148	3.42207	55.94653	92.90558	85.73238	216.28792

	Zr	Pb	Se
	ppm	calc	calc
#1	-0.00243	-0.00066	0.00467
#2	-0.00149	-0.00029	-0.00025
Mean	**-0.00196**	**-0.00048**	**0.00221**
%RSD	33.75936	55.04986	157.70843

Method : Paragon File : 080913A Printed : 9/13/2008 16:11:39
SampleId1 : 0809060-6 SampleId2 : [SAMPLE]
Analysis commenced : 9/13/2008 12:24:33
Dilution ratio : 1.00000 to 1.00000 Tray : Position : TUBE21

Final concentrations

	Ag	Al	As	B	Ba	Be	Bi	Ca	Cd
	ppm	ppm	ppm	ppm	ppm	ppm	ppm	ppm	ppm
#1	-0.00105	0.07593	0.02414	0.07292	0.12002	0.00067	0.00087	46.52400	-0.00051
#2	-0.00192	0.07185	0.01616	0.07234	0.12044	0.00067	0.00170	46.17707	-0.00056
Mean	**-0.00148**	**0.07389**	**0.02015**	**0.07263**	**0.12023**	**0.00067**	**0.00129**	**46.35053**	**-0.00054**
%RSD	41.57525	3.90266	28.00724	0.56577	0.24633	0.21178	45.65418	0.52926	6.68478

	Co	Cr	Cu	Fe	K	Li	Mg	Mn	Mo
	ppm	ppm	ppm	ppm	ppm	ppm	ppm	ppm	ppm
#1	0.00058	-0.00015	0.00456	0.01226	2.48453	0.01534	14.20024	0.05811	0.18220
#2	-0.00090	-0.00108	0.00405	0.01197	2.44830	0.01534	14.13373	0.05778	0.18200
Mean	**-0.00016**	**-0.00062**	**0.00430**	**0.01211**	**2.46642**	**0.01534**	**14.16698**	**0.05794**	**0.18210**
%RSD	638.28148	106.67976	8.40696	1.71897	1.03856	0.00000	0.33199	0.40947	0.07548

	Na	Ni	P	Pb I	Pb II	S	Sb	Se I	Se II
	ppm	ppm	ppm	ppm	ppm	ppm	ppm	ppm	ppm
#1	100.19817	0.00227	0.05273	0.00023	0.00045	28.81505	0.00669	0.01841	0.02576
#2	100.39278	0.00217	0.04806	-0.00870	0.00411	28.94775	0.00387	0.01277	0.02858
Mean	**100.29548**	**0.00222**	**0.05040**	**-0.00424**	**0.00228**	**28.88140**	**0.00528**	**0.01559**	**0.02717**
%RSD	0.13721	3.00574	6.55907	149.08764	113.53233	0.32490	37.70216	25.58315	7.33196

	Si	Sn	Sr	Th	Ti	Tl	U	V	Zn
	ppm	ppm	ppm	ppm	ppm	ppm	ppm	ppm	ppm
#1	10.35856	0.01173	0.55842	0.02441	0.00161	-0.00073	-0.00780	0.13426	0.00078
#2	10.36200	0.01334	0.55870	0.01755	0.00115	-0.00535	-0.02699	0.13294	0.00058
Mean	**10.36028**	**0.01253**	**0.55856**	**0.02098**	**0.00138**	**-0.00304**	**-0.01739**	**0.13360**	**0.00068**
%RSD	0.02348	9.05685	0.03559	23.12456	23.59579	107.51662	78.02080	0.70067	21.01139

	Zr	Pb	Se
	ppm	calc	calc
#1	-0.00688	0.00038	0.02331
#2	-0.00703	-0.00016	0.02332
Mean	**-0.00695**	**0.00011**	**0.02332**
%RSD	1.47119	344.05218	0.00329

Method : Paragon File : 080913A Printed : 9/13/2008 16:11:40
SampleId1 : 0809060-7 **SampleId2 :** **[SAMPLE]**
Analysis commenced : 9/13/2008 12:26:29
Dilution ratio : 1.00000 to 1.00000 Tray : Position : TUBE22

Final concentrations

	Ag	Al	As	B	Ba	Be	Bi	Ca	Cd
	ppm	ppm	ppm	ppm	ppm	ppm	ppm	ppm	ppm
#1	-0.00003	0.02116	-0.00438	0.07483	0.17972	0.00066	0.00282	124.31589	-0.00028
#2	-0.00024	0.01726	-0.00097	0.07414	0.18075	0.00066	-0.00151	124.36835	-0.00016
Mean	**-0.00013**	**0.01921**	**-0.00268**	**0.07448**	**0.18023**	**0.00066**	**0.00066**	**124.34212**	**-0.00022**
%RSD	110.99859	14.37652	89.91258	0.65204	0.40481	0.09892	467.16533	0.02983	36.92391

	Co	Cr	Cu	Fe	K	Li	Mg	Mn	Mo
	ppm	ppm	ppm	ppm	ppm	ppm	ppm	ppm	ppm
#1	0.00097	-0.00031	0.00215	-0.00786	7.83736	0.01939	37.03033	0.13546	0.00477
#2	0.00097	-0.00054	0.00216	-0.00855	7.83242	0.01944	37.08019	0.13546	0.00497
Mean	**0.00097**	**-0.00043**	**0.00215**	**-0.00821**	**7.83489**	**0.01942**	**37.05526**	**0.13546**	**0.00487**
%RSD	0.06449	39.05962	0.23783	5.92139	0.04460	0.16329	0.09515	0.00000	2.81967

	Na	Ni	P	Pb I	Pb II	S	Sb	Se I	Se II
	ppm	ppm	ppm	ppm	ppm	ppm	ppm	ppm	ppm
#1	80.02897	0.00198	0.02970	-0.00263	-0.00358	18.92148	0.00083	0.02452	0.01852
#2	80.17059	0.00236	0.03270	-0.00157	-0.00053	18.89042	0.00094	0.01189	0.00840
Mean	**80.09978**	**0.00217**	**0.03120**	**-0.00210**	**-0.00205**	**18.90595**	**0.00088**	**0.01821**	**0.01346**
%RSD	0.12502	12.28404	6.80980	35.54409	104.98908	0.11619	9.27955	49.02551	53.17658

	Si	Sn	Sr	Th	Ti	Tl	U	V	Zn

	ppm	ppm	ppm	ppm	ppm	ppm	ppm	ppm	ppm
#1	9.17427	0.01655	1.41892	0.01285	-0.00104	-0.00093	0.00296	0.00398	0.00058
#2	9.18449	0.01567	1.42162	0.01614	-0.00078	-0.00892	-0.01008	0.00460	0.00017
Mean	**9.17938**	**0.01611**	**1.42027**	**0.01449**	**-0.00091**	**-0.00492**	**-0.00356**	**0.00429**	**0.00038**
%RSD	0.07871	3.84339	0.13483	16.06710	20.49529	114.79794	259.07039	10.05738	75.81473

	Zr	**Pb**	**Se**
	ppm	calc	calc
#1	-0.00485	-0.00326	0.02052
#2	-0.00528	-0.00088	0.00956
Mean	**-0.00506**	**-0.00207**	**0.01504**
%RSD	6.01548	81.50478	51.50351

Method : Paragon File : 080913A Printed : 9/13/2008 16:11:40
SampleId1 : 0809060-8 **SampleId2 :** **[SAMPLE]**
Analysis commenced : 9/13/2008 12:28:25
Dilution ratio : 1.00000 to 1.00000 Tray : Position : TUBE23

Final concentrations

	Ag	**Al**	**As**	**B**	**Ba**	**Be**	**Bi**	**Ca**	**Cd**
	ppm	ppm	ppm	ppm	ppm	ppm	ppm	ppm	ppm
#1	-0.00071	0.01435	0.03083	0.06072	0.11364	0.00081	0.00478	113.80080	0.00025
#2	-0.00003	0.01825	0.03247	0.06141	0.11513	0.00088	0.00115	114.49216	-0.00028
Mean	**-0.00037**	**0.01630**	**0.03165**	**0.06106**	**0.11439**	**0.00085**	**0.00297**	**114.14648**	**-0.00001**
%RSD	129.74553	16.93114	3.67106	0.79526	0.91614	5.67953	86.57797	0.42828	2658.32188

	Co	**Cr**	**Cu**	**Fe**	**K**	**Li**	**Mg**	**Mn**	**Mo**
	ppm	ppm	ppm	ppm	ppm	ppm	ppm	ppm	ppm
#1	0.00137	0.00162	0.00423	-0.00796	3.99402	0.02545	35.41287	0.03134	0.07775
#2	0.00033	0.00072	0.00423	-0.00884	4.06258	0.02587	35.78380	0.03141	0.07517
Mean	**0.00085**	**0.00117**	**0.00423**	**-0.00840**	**4.02830**	**0.02566**	**35.59833**	**0.03137**	**0.07646**
%RSD	87.01708	54.56592	0.12819	7.43530	1.20350	1.16050	0.73679	0.15119	2.38035

	Na	**Ni**	**P**	**Pb I**	**Pb II**	**S**	**Sb**	**Se I**	**Se II**
	ppm	ppm	ppm	ppm	ppm	ppm	ppm	ppm	ppm
#1	205.99365	0.00238	-0.00435	-0.00113	-0.00504	80.23971	0.00775	0.01831	0.01763
#2	209.33747	0.00227	-0.00735	0.00042	-0.00021	80.78999	0.00515	0.01822	0.01716
Mean	**207.66556**	**0.00232**	**-0.00585**	**-0.00036**	**-0.00262**	**80.51485**	**0.00645**	**0.01827**	**0.01739**
%RSD	1.13858	3.44577	36.29861	306.30197	130.24180	0.48328	28.58345	0.36343	1.94743

	Si	**Sn**	**Sr**	**Th**	**Ti**	**Tl**	**U**	**V**	**Zn**
	ppm	ppm	ppm	ppm	ppm	ppm	ppm	ppm	ppm
#1	9.83528	0.02005	1.37580	0.01595	-0.00058	-0.00200	0.02445	0.02881	0.00300
#2	10.00061	0.02093	1.38857	0.01722	-0.00078	-0.00447	0.01064	0.02904	0.00280
Mean	**9.91795**	**0.02049**	**1.38219**	**0.01659**	**-0.00068**	**-0.00324**	**0.01755**	**0.02893**	**0.00290**
%RSD	1.17866	3.02214	0.65372	5.43816	20.30386	53.82542	55.67310	0.57980	4.92234

	Zr	**Pb**	**Se**
	ppm	calc	calc

#1	-0.00510	-0.00374	0.01786**NCH**
#2	-0.00582	0.00000	0.01751
Mean	**-0.00546**	**-0.00187**	**0.01768**
%RSD	9.31530	141.48462	1.40264

Method : Paragon File : 080913A Printed : 9/13/2008 16:11:40
SampleId1 : F080912-1MB SampleId2 : [SAMPLE]
Analysis commenced : 9/13/2008 12:30:22
Dilution ratio : 1.00000 to 1.00000 Tray : Position : TUBE24

Final concentrations

	Ag	**Al**	**As**	**B**	**Ba**	**Be**	**Bi**	**Ca**	**Cd**
	ppm	ppm	ppm	ppm	ppm	ppm	ppm	ppm	ppm
#1	-0.00004	0.01430	0.00149	-0.00187	-0.00064	0.00051	0.00686	0.16671	-0.00053
#2	-0.00099	0.01309	0.00079	-0.00287	-0.00061	0.00055	0.00491	0.15571	-0.00062
Mean	**-0.00052**	**0.01370**	**0.00114**	**-0.00237**	**-0.00063**	**0.00053**	**0.00589**	**0.16121**	**-0.00057**
%RSD	129.79130	6.26111	43.76839	29.94174	3.61888	4.64234	23.50660	4.82546	10.13183

	Co	**Cr**	**Cu**	**Fe**	**K**	**Li**	**Mg**	**Mn**	**Mo**
	ppm	ppm	ppm	ppm	ppm	ppm	ppm	ppm	ppm
#1	0.00029	-0.00022	0.00090	-0.00806	-0.06369	0.00185	-0.02092	-0.00038	-0.00130
#2	0.00004	-0.00097	0.00080	-0.00855	-0.08732	0.00178	-0.02597	-0.00038	-0.00052
Mean	**0.00016**	**-0.00059**	**0.00085**	**-0.00830**	**-0.07550**	**0.00181**	**-0.02345**	**-0.00038**	**-0.00091**
%RSD	105.67834	89.50584	8.21721	4.17956	22.12745	3.03350	15.23047	0.00000	60.54082

	Na	**Ni**	**P**	**Pb I**	**Pb II**	**S**	**Sb**	**Se I**	**Se II**
	ppm	ppm	ppm	ppm	ppm	ppm	ppm	ppm	ppm
#1	0.16511	0.00266	0.00466	0.00391	-0.00563	0.03730	-0.00057	0.00155	-0.00125
#2	0.15341	0.00181	-0.00935	0.00171	-0.00182	0.04135	-0.00158	0.00884	0.00478
Mean	**0.15926**	**0.00224**	**-0.00235**	**0.00281**	**-0.00372**	**0.03933**	**-0.00107**	**0.00519**	**0.00177**
%RSD	5.19090	26.82362	422.39021	55.45339	72.38578	7.28461	66.16339	99.33924	241.20507

	Si	**Sn**	**Sr**	**Th**	**Ti**	**Tl**	**U**	**V**	**Zn**
	ppm	ppm	ppm	ppm	ppm	ppm	ppm	ppm	ppm
#1	0.01797	0.00152	-0.00053	0.02332	-0.00025	0.00242	0.00373	0.00026	0.01251
#2	0.01175	0.00342	-0.00067	0.01725	-0.00074	0.00324	-0.00701	-0.00022	0.01251
Mean	**0.01486**	**0.00247**	**-0.00060**	**0.02028**	**-0.00050**	**0.00283**	**-0.00164**	**0.00002**	**0.01251**
%RSD	29.58176	54.31874	16.96595	21.16585	69.79994	20.35411	462.63933	1905.05761	0.00000

	Zr	**Pb**	**Se**
	ppm	calc	calc
#1	-0.00145	-0.00245	-0.00032
#2	-0.00144	-0.00064	0.00613
Mean	**-0.00144**	**-0.00155**	**0.00291**
%RSD	0.42394	82.62277	156.84918

Method : Paragon File : 080913A Printed : 9/13/2008 16:11:41
SampleId1 : 0809076-1 SampleId2 : [SAMPLE]
Analysis commenced : 9/13/2008 12:32:19

Dilution ratio : 1.00000 to 1.00000 Tray : Position : TUBE25

Final concentrations

	Ag	Al	As	B	Ba	Be	Bi	Ca	Cd
	ppm	ppm	ppm	ppm	ppm	ppm	ppm	ppm	ppm
#1	0.00011	0.01545	-0.00320	0.03927	0.07828	0.00059	-0.00150	90.49686	-0.00062
#2	-0.00048	0.01660	-0.00508	0.03764	0.07866	0.00064	-0.00025	90.74156	-0.00029
Mean	**-0.00019**	**0.01602**	**-0.00414**	**0.03845**	**0.07847**	**0.00061**	**-0.00088**	**90.61921**	**-0.00046**
%RSD	222.20417	5.05443	32.04375	3.01088	0.34822	6.04373	101.21940	0.19094	51.85231

	Co	Cr	Cu	Fe	K	Li	Mg	Mn	Mo
	ppm	ppm	ppm	ppm	ppm	ppm	ppm	ppm	ppm
#1	0.00139	0.00023	0.00173	-0.00394	1.04809	0.01693	35.83719	0.24316	0.00783
#2	0.00108	-0.00007	0.00121	-0.00335	1.04834	0.01701	35.99183	0.24357	0.00642
Mean	**0.00123**	**0.00008**	**0.00147**	**-0.00364**	**1.04821**	**0.01697**	**35.91451**	**0.24336**	**0.00713**
%RSD	17.64949	265.72850	25.04867	11.43897	0.01661	0.34884	0.30447	0.11729	13.96788

	Na	Ni	P	Pb I	Pb II	S	Sb	Se I	Se II
	ppm	ppm	ppm	ppm	ppm	ppm	ppm	ppm	ppm
#1	58.04561	0.00306	0.00066	0.00299	-0.00525	27.05549	-0.00062	0.02408	0.01715
#2	58.53365	0.00334	-0.01970	0.00209	-0.00349	27.15450	0.00343	0.01821	0.02053
Mean	**58.28963**	**0.00320**	**-0.00952**	**0.00254**	**-0.00437**	**27.10500**	**0.00140**	**0.02115**	**0.01884**
%RSD	0.59204	6.25295	151.17837	24.97090	28.47136	0.25829	204.27348	19.62310	12.67226

	Si	Sn	Sr	Th	Ti	Tl	U	V	Zn
	ppm	ppm	ppm	ppm	ppm	ppm	ppm	ppm	ppm
#1	8.86980	0.02501	1.62834	0.00736	-0.00052	-0.00007	0.01601	0.00711	0.00058
#2	8.93026	0.01640	1.63394	0.00967	-0.00075	-0.01176	0.01063	0.00622	0.00139
Mean	**8.90003**	**0.02071**	**1.63114**	**0.00852**	**-0.00063**	**-0.00592**	**0.01332**	**0.00666**	**0.00098**
%RSD	0.48030	29.39509	0.24277	19.11847	26.24892	139.62997	28.52024	9.35231	58.13415

	Zr	Pb	Se
	ppm	calc	calc
#1	-0.00395	-0.00251	0.01946
#2	-0.00465	-0.00163	0.01976
Mean	**-0.00430**	**-0.00207**	**0.01961**
%RSD	11.40328	29.90277	1.07453

Method : Paragon File : 080913A Printed : 9/13/2008 16:11:41
SampleId1 : 0809076-2 SampleId2 : [SAMPLE]
Analysis commenced : 9/13/2008 12:34:16
Dilution ratio : 1.00000 to 1.00000 Tray : Position : TUBE26

Final concentrations

	Ag	Al	As	B	Ba	Be	Bi	Ca	Cd
	ppm	ppm	ppm	ppm	ppm	ppm	ppm	ppm	ppm
#1	-0.00033	0.02110	-0.00262	0.03674	0.07773	0.00057	0.00324	90.14859	-0.00062
#2	-0.00091	0.01659	-0.00708	0.03779	0.07796	0.00059	0.00547	90.22322	-0.00024

Mean	**-0.00062**	**0.01884**	**-0.00485**	**0.03727**	**0.07784**	**0.00058**	**0.00435**	**90.18590**	**-0.00043**
%RSD	66.92263	16.91976	65.04943	2.00444	0.20476	2.17702	36.24686	0.05852	63.03797

	Co	**Cr**	**Cu**	**Fe**	**K**	**Li**	**Mg**	**Mn**	**Mo**
	ppm	ppm	ppm	ppm	ppm	ppm	ppm	ppm	ppm
#1	0.00120	-0.00052	0.00090	-0.00364	1.05351	0.01671	35.48325	0.24821	0.00676
#2	0.00108	-0.00037	0.00132	-0.00403	1.04957	0.01671	35.54178	0.24848	0.00603
Mean	**0.00114**	**-0.00044**	**0.00111**	**-0.00384**	**1.05154**	**0.01671**	**35.51252**	**0.24834**	**0.00640**
%RSD	7.61709	24.63766	26.85482	7.23579	0.26495	0.00000	0.11653	0.07663	8.04692

	Na	**Ni**	**P**	**Pb I**	**Pb II**	**S**	**Sb**	**Se I**	**Se II**
	ppm	ppm	ppm	ppm	ppm	ppm	ppm	ppm	ppm
#1	57.17463	0.00238	0.00500	-0.00037	-0.00294	26.59821	-0.00164	0.01989	0.01041
#2	57.17219	0.00238	0.00767	-0.00377	-0.00073	26.77737	0.00016	0.01691	0.03026
Mean	**57.17341**	**0.00238**	**0.00633**	**-0.00207**	**-0.00183**	**26.68779**	**-0.00074**	**0.01840**	**0.02033**
%RSD	0.00302	0.00000	29.82369	116.34438	85.17030	0.47470	171.56661	11.44208	69.03937

	Si	**Sn**	**Sr**	**Th**	**Ti**	**Tl**	**U**	**V**	**Zn**
	ppm	ppm	ppm	ppm	ppm	ppm	ppm	ppm	ppm
#1	8.78065	0.01991	1.61302	0.01000	-0.00072	-0.00541	0.00219	0.00660	0.00017
#2	8.79339	0.02224	1.61504	0.01023	-0.00092	-0.00623	-0.00318	0.00605	0.00017
Mean	**8.78702**	**0.02107**	**1.61403**	**0.01012**	**-0.00082**	**-0.00582**	**-0.00049**	**0.00633**	**0.00017**
%RSD	0.10255	7.83452	0.08871	1.62572	16.90582	10.00015	768.97745	6.06587	0.00000

	Zr	**Pb**	**Se**
	ppm	calc	calc
#1	-0.00428	-0.00208	0.01356
#2	-0.00466	-0.00174	0.02581
Mean	**-0.00447**	**-0.00191**	**0.01969**
%RSD	5.89258	12.49356	43.99551

Method : Paragon File : 080913A Printed : 9/13/2008 16:11:41
SampleId1 : 0809076-3 **SampleId2 :** **[SAMPLE]**
Analysis commenced : 9/13/2008 12:36:13
Dilution ratio : 1.00000 to 1.00000 Tray : Position : TUBE27

Final concentrations

	Ag	**Al**	**As**	**B**	**Ba**	**Be**	**Bi**	**Ca**	**Cd**
	ppm	ppm	ppm	ppm	ppm	ppm	ppm	ppm	ppm
#1	0.00003	0.02464	0.00360	0.03499	0.07541	0.00052	0.00743	83.98292	-0.00022
#2	0.00033	0.02331	-0.00496	0.03463	0.07544	0.00052	0.00408	83.82902	-0.00067
Mean	**0.00018**	**0.02398**	**-0.00068**	**0.03481**	**0.07543**	**0.00052**	**0.00575**	**83.90597**	**-0.00044**
%RSD	115.80691	3.90032	889.05477	0.75104	0.03019	0.02790	41.15144	0.12970	72.56900

	Co	**Cr**	**Cu**	**Fe**	**K**	**Li**	**Mg**	**Mn**	**Mo**
	ppm	ppm	ppm	ppm	ppm	ppm	ppm	ppm	ppm
#1	0.00101	-0.00020	0.00120	-0.00413	1.05572	0.01439	31.93587	0.02819	0.00613
#2	0.00052	-0.00080	0.00162	-0.00443	1.04686	0.01432	31.90508	0.02819	0.00497
Mean	**0.00076**	**-0.00050**	**0.00141**	**-0.00428**	**1.05129**	**0.01436**	**31.92048**	**0.02819**	**0.00555**

%RSD	45.62905	86.00855	20.95154	4.86658	0.59628	0.33876	0.06820	0.00000	14.84606

	Na	**Ni**	**P**	**Pb I**	**Pb II**	**S**	**Sb**	**Se I**	**Se II**
	ppm	ppm	ppm	ppm	ppm	ppm	ppm	ppm	ppm
#1	50.46486	0.00166	0.02469	0.00279	-0.00414	23.69032	0.00219	0.01992	0.01932
#2	50.38577	0.00251	0.01868	-0.00040	-0.00551	23.51750	0.00320	0.01285	0.01683
Mean	**50.42532**	**0.00209**	**0.02168**	**0.00120**	**-0.00482**	**23.60391**	**0.00269**	**0.01638**	**0.01808**
%RSD	0.11090	28.76337	19.59317	188.25563	20.13196	0.51771	26.55971	30.51065	9.74440

	Si	**Sn**	**Sr**	**Th**	**Ti**	**Tl**	**U**	**V**	**Zn**
	ppm	ppm	ppm	ppm	ppm	ppm	ppm	ppm	ppm
#1	8.88692	0.01670	1.38376	0.00857	-0.00063	-0.00462	0.01754	0.00646	0.00078
#2	8.86215	0.01743	1.38179	0.00355	-0.00064	-0.01323	0.01678	0.00633	-0.00063
Mean	**8.87454**	**0.01706**	**1.38277**	**0.00606**	**-0.00064**	**-0.00893**	**0.01716**	**0.00639**	**0.00007**
%RSD	0.19741	3.02384	0.10049	58.61000	1.08531	68.18641	3.16193	1.50094	1354.75107

	Zr	**Pb**	**Se**
	ppm	calc	calc
#1	-0.00425	-0.00183	0.01952
#2	-0.00363	-0.00381	0.01551
Mean	**-0.00394**	**-0.00282**	**0.01751**
%RSD	11.17433	49.58162	16.21241

Method : Paragon File : 080913A Printed : 9/13/2008 16:11:42
SampleId1 : 0809076-4 **SampleId2 :** **[SAMPLE]**
Analysis commenced : 9/13/2008 12:38:09
Dilution ratio : 1.00000 to 1.00000 Tray : Position : TUBE28

Final concentrations

	Ag	**Al**	**As**	**B**	**Ba**	**Be**	**Bi**	**Ca**	**Cd**
	ppm	ppm	ppm	ppm	ppm	ppm	ppm	ppm	ppm
#1	-0.00033	0.03276	-0.00356	0.03473	0.09399	0.00051	-0.00025	42.10817	-0.00026
#2	0.00079	0.03507	-0.00027	0.03367	0.09435	0.00056	-0.00137	42.10925	-0.00046
Mean	**0.00023**	**0.03391**	**-0.00191**	**0.03420**	**0.09417**	**0.00054**	**-0.00081**	**42.10871**	**-0.00036**
%RSD	339.76134	4.82153	121.41700	2.18393	0.26603	6.74921	97.83322	0.00182	40.61360

	Co	**Cr**	**Cu**	**Fe**	**K**	**Li**	**Mg**	**Mn**	**Mo**
	ppm	ppm	ppm	ppm	ppm	ppm	ppm	ppm	ppm
#1	0.00073	-0.00100	0.00288	-0.00894	2.32361	0.01100	16.89476	-0.00005	0.00497
#2	0.00030	-0.00057	0.00299	-0.00933	2.32484	0.01104	16.96724	-0.00025	0.00366
Mean	**0.00051**	**-0.00079**	**0.00294**	**-0.00914**	**2.32423**	**0.01102**	**16.93100**	**-0.00015**	**0.00431**
%RSD	59.37545	38.48565	2.63606	3.03833	0.03748	0.26872	0.30272	96.32562	21.49719

	Na	**Ni**	**P**	**Pb I**	**Pb II**	**S**	**Sb**	**Se I**	**Se II**
	ppm	ppm	ppm	ppm	ppm	ppm	ppm	ppm	ppm
#1	42.95944	0.00030	0.00099	0.00155	-0.00213	15.68234	0.00433	0.00941	0.01258
#2	43.16958	0.00093	0.01735	-0.00379	-0.00461	15.69408	-0.00211	0.00402	0.00695
Mean	**43.06451**	**0.00062**	**0.00917**	**-0.00112**	**-0.00337**	**15.68821**	**0.00111**	**0.00671**	**0.00977**
%RSD	0.34506	71.52002	126.14041	337.17732	51.99996	0.05290	411.03573	56.74911	40.72028

ted: 9/13/2008 16:12:27 User: ROY FRENCH

	Si	Sn	Sr	Th	Ti	Tl	U	V	Zn
	ppm	ppm	ppm	ppm	ppm	ppm	ppm	ppm	ppm
#1	6.89167	0.01567	0.49421	0.01216	-0.00037	0.00406	-0.00164	0.00266	0.05860
#2	6.93353	0.01334	0.49528	0.01266	-0.00062	0.00386	-0.01085	0.00273	0.05860
Mean	**6.91260**	**0.01451**	**0.49475**	**0.01241**	**-0.00050**	**0.00396**	**-0.00625**	**0.00270**	**0.05860**
%RSD	0.42824	11.37778	0.15356	2.87673	36.29596	3.72075	104.25286	1.77609	0.00000

	Zr	Pb	Se
	ppm	calc	calc
#1	-0.00368	-0.00091	0.01152
#2	-0.00402	-0.00434	0.00598
Mean	**-0.00385**	**-0.00262**	**0.00875**
%RSD	6.25165	92.52174	44.81635

Method : Paragon File : 080913A Printed : 9/13/2008 16:11:42
SampleId1 : 0809076-5 SampleId2 : [SAMPLE]
Analysis commenced : 9/13/2008 12:40:06
Dilution ratio : 1.00000 to 1.00000 Tray : Position : TUBE29

Final concentrations

	Ag	Al	As	B	Ba	Be	Bi	Ca	Cd
	ppm	ppm	ppm	ppm	ppm	ppm	ppm	ppm	ppm
#1	-0.00150	0.02171	0.00196	0.27234	0.66187	0.00070	0.00379	220.66736	-0.00049
#2	-0.00041	0.02409	-0.00755	0.27223	0.65847	0.00067	0.00380	219.45161	-0.00061
Mean	**-0.00095**	**0.02290**	**-0.00279**	**0.27228**	**0.66017**	**0.00068**	**0.00379**	**220.05948**	**-0.00055**
%RSD	80.89175	7.35674	240.59207	0.02748	0.36479	3.60049	0.09936	0.39065	15.55472

	Co	Cr	Cu	Fe	K	Li	Mg	Mn	Mo
	ppm	ppm	ppm	ppm	ppm	ppm	ppm	ppm	ppm
#1	0.00115	-0.00048	0.00049	-0.00914	38.65712	0.04298	62.39543	1.34351	0.00084
#2	0.00121	0.00002	0.00079	-0.00914	38.39321	0.04257	62.03051	1.33791	-0.00062
Mean	**0.00118**	**-0.00023**	**0.00064**	**-0.00914**	**38.52517**	**0.04278**	**62.21297**	**1.34071**	**0.00011**
%RSD	3.42259	153.79074	33.56077	0.00000	0.48439	0.69015	0.41477	0.29533	917.38950

	Na	Ni	P	Pb I	Pb II	S	Sb	Se I	Se II
	ppm	ppm	ppm	ppm	ppm	ppm	ppm	ppm	ppm
#1	220.17764	0.00132	-0.00902	-0.01051	-0.00035	1.61867	0.00204	0.02335	0.02640
#2	218.51453	0.00089	0.00433	-0.00479	-0.00216	1.62270	0.00406	0.01599	0.02117
Mean	**219.34608**	**0.00111**	**-0.00235**	**-0.00765**	**-0.00125**	**1.62068**	**0.00305**	**0.01967**	**0.02379**
%RSD	0.53614	27.74081	402.27227	52.88950	102.44464	0.17616	46.77397	26.46659	15.54285

	Si	Sn	Sr	Th	Ti	Tl	U	V	Zn
	ppm	ppm	ppm	ppm	ppm	ppm	ppm	ppm	ppm
#1	8.89685	0.03348	2.59377	0.00566	-0.00093	-0.01087	-0.00855	0.00114	0.00058
#2	8.84685	0.02253	2.57986	0.00299	-0.00109	-0.00820	0.01141	0.00154	0.00078
Mean	**8.87185**	**0.02800**	**2.58681**	**0.00432**	**-0.00101**	**-0.00953**	**0.00143**	**0.00134**	**0.00068**
%RSD	0.39855	27.63266	0.38009	43.74405	11.65343	19.81071	987.95654	21.47435	21.01139

	Zr	Pb	SeNCH
	ppm	calc	calc
#1	-0.00456	-0.00373	0.02539
#2	-0.00380	-0.00304	0.01945
Mean	**-0.00418**	**-0.00338**	**0.02242**
%RSD	12.86268	14.53172	18.73504

Method : Paragon File : 080913A Printed : 9/13/2008 16:11:42
SampleId1 : 0809076-6 SampleId2 : [SAMPLE]
Analysis commenced : 9/13/2008 12:42:03
Dilution ratio : 1.00000 to 1.00000 Tray : Position : TUBE30

Final concentrations

	Ag	Al	As	B	Ba	Be	Bi	Ca	Cd
	ppm	ppm	ppm	ppm	ppm	ppm	ppm	ppm	ppm
#1	0.00027	0.03199	0.00008	0.07498	0.22751	0.00055	0.00184	136.94859	-0.00050
#2	0.00049	0.02695	0.00079	0.07419	0.22739	0.00057	0.00086	136.47333	-0.00046
Mean	**0.00038**	**0.02947**	**0.00043**	**0.07459**	**0.22745**	**0.00056**	**0.00135**	**136.71096**	**-0.00048**
%RSD	41.87367	12.10438	114.87017	0.75129	0.04012	2.24844	51.20150	0.24582	5.14565

	Co	Cr	Cu	Fe	K	Li	Mg	Mn	Mo
	ppm	ppm	ppm	ppm	ppm	ppm	ppm	ppm	ppm
#1	0.00073	-0.00001	0.00027	-0.00472	8.12723	0.01749	42.12960	0.14608	0.00026
#2	0.00085	0.00027	0.00090	-0.00541	8.12772	0.01746	42.08993	0.14540	0.00026
Mean	**0.00079**	**0.00013**	**0.00059**	**-0.00506**	**8.12748**	**0.01747**	**42.10977**	**0.14574**	**0.00026**
%RSD	11.03651	147.28002	76.17040	9.59444	0.00430	0.13309	0.06661	0.32599	0.00000

	Na	Ni	P	Pb I	Pb II	S	Sb	Se I	Se II
	ppm	ppm	ppm	ppm	ppm	ppm	ppm	ppm	ppm
#1	79.70623	0.00049	0.02703	-0.00410	-0.00342	15.87792	0.00237	0.01535	0.01250
#2	79.81782	0.00123	0.03470	-0.00318	-0.00303	15.89357	0.00011	0.01084	0.01684
Mean	**79.76203**	**0.00086**	**0.03086**	**-0.00364**	**-0.00323**	**15.88575**	**0.00124**	**0.01310**	**0.01467**
%RSD	0.09893	60.44108	17.59096	17.91440	8.59271	0.06963	128.56809	24.32339	20.93150

	Si	Sn	Sr	Th	Ti	Tl	U	V	Zn
	ppm	ppm	ppm	ppm	ppm	ppm	ppm	ppm	ppm
#1	8.81785	0.01801	1.55408	0.00975	-0.00076	-0.00696	0.00296	0.00751	-0.00003
#2	8.81432	0.01086	1.55310	0.00196	-0.00103	-0.00891	-0.00548	0.00697	-0.00104
Mean	**8.81608**	**0.01443**	**1.55359**	**0.00586**	**-0.00090**	**-0.00794**	**-0.00126**	**0.00724**	**-0.00053**
%RSD	0.02826	35.02222	0.04466	94.05493	21.60223	17.38624	473.50902	5.29988	134.19396

	Zr	Pb	Se
	ppm	calc	calc
#1	-0.00484	-0.00365	0.01345
#2	-0.00400	-0.00308	0.01484
Mean	**-0.00442**	**-0.00336**	**0.01414**
%RSD	13.41371	11.94867	6.97875

Method : Paragon File : 080913A Printed : 9/13/2008 16:11:42

SampleId1 : CCV **SampleId2 :** **[CV]**
Analysis commenced : 9/13/2008 12:52:08
Dilution ratio : 1.00000 to 1.00000 Tray : Position : STD6

Final concentrations

	Ag	Al	As	B	Ba	Be	Bi	Ca	Cd
	ppm	ppm	ppm	ppm	ppm	ppm	ppm	ppm	ppm
#1	0.18359	48.38688	0.48044	0.98216	0.97552	0.48774	0.47849	51.74627	0.49570
#2	0.18817	48.44017	0.49185	0.99183	0.98662	0.48401	0.49788	51.35375	0.49232
Mean	**0.18588**	**48.41352**	**0.48614**	**0.98700**	**0.98107**	**0.48588**	**0.48819**	**51.55001**	**0.49401**
%RSD	1.74219	0.07784	1.66015	0.69307	0.80033	0.54273	2.80875	0.53842	0.48344

	Co	Cr	Cu	Fe	K	Li	Mg	Mn	Mo
	ppm	ppm	ppm	ppm	ppm	ppm	ppm	ppm	ppm
#1	0.49779	0.98243	0.97986	20.40925	49.50950	0.47888	48.33714	0.98335	0.96610
#2	0.49963	0.98200	0.98486	20.33264	49.63737	0.47949	48.28382	0.97981	0.96478
Mean	**0.49871**	**0.98221**	**0.98236**	**20.37094**	**49.57344**	**0.47919**	**48.31048**	**0.98158**	**0.96544**
%RSD	0.26067	0.03068	0.35989	0.26592	0.18239	0.09045	0.07804	0.25545	0.09660

	Na	Ni	P	Pb I	Pb II	S	Sb	Se I	Se II
	ppm	ppm	ppm	ppm	ppm	ppm	ppm	ppm	ppm
#1	49.07079	0.97932	4.79679	0.94787	1.05293	4.79327	0.47040	0.91857	1.01091
#2	48.97824	0.97237	4.84370	0.96706	0.98358	4.83737	0.48296	0.94216	0.97126
Mean	**49.02451**	**0.97584**	**4.82025**	**0.95746**	**1.01825**	**4.81532**	**0.47668**	**0.93036**	**0.99108**
%RSD	0.13349	0.50407	0.68808	1.41759	4.81569	0.64765	1.86348	1.79309	2.82912

	Si	Sn	Sr	Th	Ti	Tl	U	V	Zn
	ppm	ppm	ppm	ppm	ppm	ppm	ppm	ppm	ppm
#1	4.78848	0.98201	0.48122	0.25479	0.45734	0.50714	4.79454	0.48254	1.03245
#2	4.82185	0.98700	0.48290	0.24749	0.45520	0.50994	4.90889	0.48389	1.00985
Mean	**4.80516**	**0.98451**	**0.48206**	**0.25114**	**0.45627**	**0.50854**	**4.85171**	**0.48322**	**1.02115**
%RSD	0.49111	0.35838	0.24697	2.05744	0.33146	0.39004	1.66658	0.19651	1.56464

	Zr	Pb	Se
	ppm	calc	calc
#1	1.04199	1.01794	0.98016
#2	1.04467	0.97808	0.96157
Mean	**1.04333**	**0.99801**	**0.97086**
%RSD	0.18126	2.82434	1.35413

Method : Paragon File : 080913A Printed : 9/13/2008 16:11:43
SampleId1 : CCB **SampleId2 :** **[CB]**
Analysis commenced : 9/13/2008 12:54:21
Dilution ratio : 1.00000 to 1.00000 Tray : Position : STD2

Final concentrations

	Ag	Al	As	B	Ba	Be	Bi	Ca	Cd
	ppm	ppm	ppm	ppm	ppm	ppm	ppm	ppm	ppm

#1	-0.00106	0.04830	0.00440	-0.00028	-0.00058	0.00062	-0.00221	-0.01159	-0.00045
#2	-0.00113	0.04897	-0.00221	0.00162	-0.00052	0.00062	-0.00277	-0.01338	-0.00046
Mean	**-0.00109**	**0.04863**	**0.00109**	**0.00067**	**-0.00055**	**0.00062**	**-0.00249**	**-0.01249**	**-0.00046**
%RSD	4.53503	0.98542	426.81892	201.55374	8.29968	0.12296	15.86761	10.13892	0.72560

	Co	**Cr**	**Cu**	**Fe**	**K**	**Li**	**Mg**	**Mn**	**Mo**
	ppm	ppm	ppm	ppm	ppm	ppm	ppm	ppm	ppm
#1	-0.00155	-0.00127	-0.00006	-0.00452	-0.07403	0.00347	-0.03491	-0.00051	-0.00130
#2	-0.00096	-0.00093	0.00049	-0.00501	-0.07747	0.00343	-0.03063	-0.00051	-0.00081
Mean	**-0.00126**	**-0.00110**	**0.00021**	**-0.00477**	**-0.07575**	**0.00345**	**-0.03277**	**-0.00051**	**-0.00105**
%RSD	32.79657	21.68368	182.27197	7.27631	3.21643	0.79747	9.22070	0.00000	32.60395

	Na	**Ni**	**P**	**Pb I**	**Pb II**	**S**	**Sb**	**Se I**	**Se II**
	ppm	ppm	ppm	ppm	ppm	ppm	ppm	ppm	ppm
#1	0.11006	-0.00153	0.01249	-0.00737	0.00340	-0.01132	0.00282	0.00080	0.00366
#2	0.10869	0.00002	-0.00661	-0.00350	0.00456	0.00084	0.00000	0.00457	-0.00385
Mean	**0.10938**	**-0.00075**	**0.00294**	**-0.00544**	**0.00398**	**-0.00524**	**0.00141**	**0.00268**	**-0.00010**
%RSD	0.88702	145.41713	459.65700	50.45201	20.55262	163.99250	141.24231	99.28582	5471.05158

	Si	**Sn**	**Sr**	**Th**	**Ti**	**Tl**	**U**	**V**	**Zn**
	ppm	ppm	ppm	ppm	ppm	ppm	ppm	ppm	ppm
#1	0.00887	-0.00198	-0.00079	0.02425	-0.00081	-0.00691	-0.02007	-0.00049	-0.00065
#2	0.00888	0.00065	-0.00080	0.02782	-0.00085	-0.00097	-0.02621	-0.00120	0.00062
Mean	**0.00887**	**-0.00067**	**-0.00080**	**0.02604**	**-0.00083**	**-0.00394**	**-0.02314**	**-0.00085**	**-0.00002**
%RSD	0.09170	278.57063	0.84666	9.70745	3.34122	106.50504	18.76643	59.51432	5227.78105

	Zr	**Pb**	**Se**
	ppm	calc	calc
#1	-0.00195	-0.00019	0.00271
#2	-0.00181	0.00188	-0.00105
Mean	**-0.00188**	**0.00085**	**0.00083**
%RSD	5.27745	172.58347	320.16021

Method : Paragon File : 080913A Printed : 9/13/2008 16:11:43
SampleId1 : 0809076-7 **SampleId2 :** **[SAMPLE]**
Analysis commenced : 9/13/2008 12:56:31
Dilution ratio : 1.00000 to 1.00000 Tray : Position : TUBE31

Final concentrations

	Ag	**Al**	**As**	**B**	**Ba**	**Be**	**Bi**	**Ca**	**Cd**
	ppm	ppm	ppm	ppm	ppm	ppm	ppm	ppm	ppm
#1	-0.00107	0.03388	0.00428	0.07234	0.14374	0.00082	-0.00011	71.58728	-0.00029
#2	-0.00011	0.03294	0.00489	0.07197	0.14435	0.00081	0.00603	71.69206	-0.00036
Mean	**-0.00059**	**0.03341**	**0.00458**	**0.07216**	**0.14405**	**0.00082**	**0.00296**	**71.63967**	**-0.00032**
%RSD	116.03736	1.99985	9.44186	0.36241	0.30060	1.56336	146.79650	0.10343	15.73318

	Co	**Cr**	**Cu**	**Fe**	**K**	**Li**	**Mg**	**Mn**	**Mo**
	ppm	ppm	ppm	ppm	ppm	ppm	ppm	ppm	ppm
#1	0.00060	0.00006	0.00234	-0.00600	7.36201	0.01668	44.21219	0.00152	0.00147

#2	0.00021	-0.00088	0.00179	-0.00629	7.35805	0.01665	44.27255	0.00152	0.00084
Mean	**0.00040**	**-0.00041**	**0.00207**	**-0.00614**	**7.36003**	**0.01666**	**44.24237**	**0.00152**	**0.00116**
%RSD	68.25837	162.32548	18.68682	3.38922	0.03797	0.10149	0.09647	0.00000	38.60365

	Na	**Ni**	**P**	**Pb I**	**Pb II**	**S**	**Sb**	**Se I**	**Se II**
	ppm	ppm	ppm	ppm	ppm	ppm	ppm	ppm	ppm
#1	86.19199	0.00021	0.00188	-0.00281	-0.00354	16.29618	0.00430	0.00836	0.00171
#2	86.22195	0.00047	0.00754	-0.00608	-0.00331	16.34696	0.00182	0.01044	0.00213
Mean	**86.20697**	**0.00034**	**0.00471**	**-0.00445**	**-0.00342**	**16.32157**	**0.00306**	**0.00940**	**0.00192**
%RSD	0.02458	54.61313	85.02882	51.95959	4.67790	0.22003	57.33878	15.68806	15.52234

	Si	**Sn**	**Sr**	**Th**	**Ti**	**Tl**	**U**	**V**	**Zn**
	ppm	ppm	ppm	ppm	ppm	ppm	ppm	ppm	ppm
#1	2.30153	0.00677	1.33464	0.01650	-0.00064	0.00376	-0.00702	0.00371	-0.00108
#2	2.30615	0.00575	1.33660	0.01351	-0.00041	0.00222	-0.00932	0.00402	-0.00023
Mean	**2.30384**	**0.00626**	**1.33562**	**0.01501**	**-0.00053**	**0.00299**	**-0.00817**	**0.00387**	**-0.00065**
%RSD	0.14179	11.53351	0.10341	14.08081	31.63057	36.34667	19.93273	5.57947	91.79739

	Zr	**Pb**	**Se**
	ppm	calc	calc
#1	-0.00207	-0.00330	0.00393
#2	-0.00202	-0.00423	0.00490
Mean	**-0.00205**	**-0.00376**	**0.00441**
%RSD	1.72527	17.60966	15.63988

Method : Paragon File : 080913A Printed : 9/13/2008 16:11:43
SampleId1 : 0809076-8 **SampleId2 :** **[SAMPLE]**
Analysis commenced : 9/13/2008 12:58:28
Dilution ratio : 1.00000 to 1.00000 Tray : Position : TUBE32

Final concentrations

	Ag	**Al**	**As**	**B**	**Ba**	**Be**	**Bi**	**Ca**	**Cd**
	ppm	ppm	ppm	ppm	ppm	ppm	ppm	ppm	ppm
#1	-0.00009	0.02294	-0.00918	0.03536	0.12260	0.00081	0.00226	93.13361	-0.00024
#2	-0.00106	0.01887	-0.00331	0.03610	0.12218	0.00083	0.00742	92.78228	-0.00050
Mean	**-0.00057**	**0.02091**	**-0.00625**	**0.03573**	**0.12239**	**0.00082**	**0.00484**	**92.95794**	**-0.00037**
%RSD	120.17843	13.78141	66.47960	1.46323	0.24200	1.41094	75.49274	0.26725	51.03940

	Co	**Cr**	**Cu**	**Fe**	**K**	**Li**	**Mg**	**Mn**	**Mo**
	ppm	ppm	ppm	ppm	ppm	ppm	ppm	ppm	ppm
#1	0.00070	0.00001	0.00267	-0.00845	0.83780	0.01389	34.18629	-0.00051	0.00128
#2	0.00057	-0.00010	0.00244	-0.00874	0.83731	0.01378	34.09106	-0.00051	0.00288
Mean	**0.00063**	**-0.00004**	**0.00256**	**-0.00860**	**0.83755**	**0.01384**	**34.13868**	**-0.00051**	**0.00208**
%RSD	14.52933	162.82100	6.39049	2.42184	0.04158	0.56536	0.19725	0.00000	54.50456

	Na	**Ni**	**P**	**Pb I**	**Pb II**	**S**	**Sb**	**Se I**	**Se II**
	ppm	ppm	ppm	ppm	ppm	ppm	ppm	ppm	ppm
#1	61.24446	0.00061	0.03089	-0.00150	-0.00275	18.78943	0.00294	0.02634	0.02205
#2	60.89862	0.00080	0.04540	-0.00183	-0.00364	18.73116	0.00216	0.01519	0.02255

Mean	**61.07154**	**0.00070**	**0.03814**	**-0.00166**	**-0.00320**	**18.76030**	**0.00255**	**0.02077**	**0.02230**
%RSD	0.40042	19.04586	26.89682	13.71569	19.64243	0.21963	21.53847	37.94130	1.58847

	Si	**Sn**	**Sr**	**Th**	**Ti**	**Tl**	**U**	**V**	**Zn**
	ppm	ppm	ppm	ppm	ppm	ppm	ppm	ppm	ppm
#1	9.54310	0.01786	1.23503	0.01105	-0.00081	-0.00627	-0.02006	0.01131	-0.00044
#2	9.50480	0.01538	1.22883	0.00852	-0.00097	-0.00524	0.00220	0.01209	-0.00108
Mean	**9.52395**	**0.01662**	**1.23193**	**0.00978**	**-0.00089**	**-0.00575**	**-0.00893**	**0.01170**	**-0.00076**
%RSD	0.28439	10.55063	0.35590	18.30678	12.48030	12.71711	176.17850	4.71360	59.23547

	Zr	**Pb**	**Se**
	ppm	calc	calc
#1	-0.00494	-0.00234	0.02348
#2	-0.00476	-0.00304	0.02010
Mean	**-0.00485**	**-0.00269**	**0.02179**
%RSD	2.60712	18.42050	10.95742

Method : Paragon File : 080913A Printed : 9/13/2008 16:11:44
SampleId1 : 0809076-9 **SampleId2 :** **[SAMPLE]**
Analysis commenced : 9/13/2008 13:00:25
Dilution ratio : 1.00000 to 1.00000 Tray : Position : TUBE33

Final concentrations

	Ag	**Al**	**As**	**B**	**Ba**	**Be**	**Bi**	**Ca**	**Cd**
	ppm	ppm	ppm	ppm	ppm	ppm	ppm	ppm	ppm
#1	-0.00090	0.01927	0.00024	0.03193	0.09796	0.00081	0.00337	85.82588	0.00013
#2	-0.00032	0.01382	0.00305	0.03225	0.09802	0.00081	0.00379	85.87359	-0.00016
Mean	**-0.00061**	**0.01654**	**0.00164**	**0.03209**	**0.09799**	**0.00081**	**0.00358**	**85.84973**	**-0.00001**
%RSD	68.08477	23.31657	120.95523	0.69830	0.04649	0.05823	8.28737	0.03929	1807.61248

	Co	**Cr**	**Cu**	**Fe**	**K**	**Li**	**Mg**	**Mn**	**Mo**
	ppm	ppm	ppm	ppm	ppm	ppm	ppm	ppm	ppm
#1	0.00034	-0.00048	0.00223	-0.00924	0.55786	0.00838	28.69969	-0.00065	0.00074
#2	-0.00024	0.00006	0.00201	-0.00933	0.55909	0.00831	28.67053	-0.00058	0.00084
Mean	**0.00005**	**-0.00021**	**0.00212**	**-0.00928**	**0.55847**	**0.00835**	**28.68511**	**-0.00062**	**0.00079**
%RSD	878.47816	181.61678	7.41036	0.74754	0.15586	0.65916	0.07189	8.00836	8.66963

	Na	**Ni**	**P**	**Pb I**	**Pb II**	**S**	**Sb**	**Se I**	**Se II**
	ppm	ppm	ppm	ppm	ppm	ppm	ppm	ppm	ppm
#1	39.82336	0.00002	0.05318	-0.00530	0.00065	16.37431	0.00035	0.02193	0.02331
#2	39.51202	0.00083	0.05353	0.00073	-0.00131	16.39384	0.00102	0.01575	0.02027
Mean	**39.66769**	**0.00043**	**0.05336**	**-0.00228**	**-0.00033**	**16.38408**	**0.00068**	**0.01884**	**0.02179**
%RSD	0.55499	134.37989	0.46900	186.98574	420.60140	0.08429	69.58164	23.19116	9.86055

	Si	**Sn**	**Sr**	**Th**	**Ti**	**Tl**	**U**	**V**	**Zn**
	ppm	ppm	ppm	ppm	ppm	ppm	ppm	ppm	ppm
#1	10.15318	0.01436	0.87436	0.00799	-0.00092	0.00070	-0.01239	0.01233	-0.00087
#2	10.09678	0.01597	0.87426	0.01243	-0.00085	-0.00647	-0.00625	0.01277	-0.00023
Mean	**10.12498**	**0.01516**	**0.87431**	**0.01021**	**-0.00088**	**-0.00288**	**-0.00932**	**0.01255**	**-0.00055**

%RSD	0.39388	7.48390	0.00790	30.72804	5.49042	175.88489	46.60248	2.48434	82.18469

	Zr	Pb	Se
	ppm	calc	calc
#1	-0.00526	-0.00133	0.02285
#2	-0.00532	-0.00063	0.01877
Mean	**-0.00529**	**-0.00098**	**0.02081**
%RSD	0.80576	50.91097	13.87929

Method : Paragon File : 080913A Printed : 9/13/2008 16:11:44
SampleId1 : 0809076-10 **SampleId2 :** **[SAMPLE]**
Analysis commenced : 9/13/2008 13:02:22
Dilution ratio : 1.00000 to 1.00000 Tray : Position : TUBE34

Final concentrations

	Ag	Al	As	B	Ba	Be	Bi	Ca	Cd
	ppm	ppm	ppm	ppm	ppm	ppm	ppm	ppm	ppm
#1	0.00093	0.02715	0.00366	0.03220	0.11690	0.00080	0.00142	92.26273	-0.00031
#2	-0.00018	0.02452	-0.00735	0.03431	0.11835	0.00087	-0.00011	92.57471	-0.00004
Mean	**0.00037**	**0.02583**	**-0.00184**	**0.03325**	**0.11762**	**0.00083**	**0.00066**	**92.41872**	**-0.00017**
%RSD	210.68777	7.20384	422.75877	4.49271	0.87159	5.85601	164.34601	0.23870	111.21945

	Co	Cr	Cu	Fe	K	Li	Mg	Mn	Mo
	ppm	ppm	ppm	ppm	ppm	ppm	ppm	ppm	ppm
#1	0.00140	0.00021	0.00222	0.00824	0.80505	0.00705	30.38518	0.01763	0.00065
#2	0.00075	-0.00041	0.00265	0.00853	0.79668	0.00707	30.60962	0.01770	0.00147
Mean	**0.00108**	**-0.00010**	**0.00244**	**0.00838**	**0.80086**	**0.00706**	**30.49740**	**0.01767**	**0.00106**
%RSD	42.32072	437.50709	12.47701	2.48372	0.73916	0.23972	0.52039	0.28044	55.11040

	Na	Ni	P	Pb I	Pb II	S	Sb	Se I	Se II
	ppm	ppm	ppm	ppm	ppm	ppm	ppm	ppm	ppm
#1	40.78191	0.00102	0.06451	-0.00220	-0.00304	14.09093	0.00136	0.02264	0.01487
#2	41.13703	0.00066	0.07513	0.00066	-0.00299	14.32256	0.00261	0.01759	0.02424
Mean	**40.95947**	**0.00084**	**0.06982**	**-0.00077**	**-0.00301**	**14.20674**	**0.00198**	**0.02012**	**0.01956**
%RSD	0.61306	30.10548	10.75492	261.75265	1.11421	1.15286	44.62995	17.74041	33.85317

	Si	Sn	Sr	Th	Ti	Tl	U	V	Zn
	ppm	ppm	ppm	ppm	ppm	ppm	ppm	ppm	ppm
#1	10.30694	0.01743	0.93977	0.00948	-0.00074	-0.00575	0.00142	0.00850	0.00104
#2	10.40375	0.02034	0.94415	0.00950	-0.00090	-0.00400	0.01446	0.00928	-0.00150
Mean	**10.35535**	**0.01888**	**0.94196**	**0.00949**	**-0.00082**	**-0.00487**	**0.00794**	**0.00889**	**-0.00023**
%RSD	0.66103	10.92765	0.32885	0.13882	13.52465	25.36591	116.19119	6.20491	784.84374

	Zr	Pb	Se
	ppm	calc	calc
#1	-0.00504	-0.00276	0.01746
#2	-0.00512	-0.00178	0.02202
Mean	**-0.00508**	**-0.00227**	**0.01974**
%RSD	1.22106	30.62354	16.34583

ted: 9/13/2008 16:12:27 User: ROY FRENCH
Method : Paragon File : 080913A Printed : 9/13/2008 16:11:44
SampleId1 : 0809076-11 SampleId2 : [SAMPLE]
Analysis commenced : 9/13/2008 13:04:18
Dilution ratio : 1.00000 to 1.00000 Tray : Position : TUBE35

Final concentrations

	Ag	Al	As	B	Ba	Be	Bi	Ca	Cd
	ppm	ppm	ppm	ppm	ppm	ppm	ppm	ppm	ppm
#1	-0.00104	0.02997	-0.00184	0.04635	0.13697	0.00082	0.00365	99.39193	-0.00063
#2	-0.00047	0.02577	-0.00392	0.04767	0.13694	0.00084	0.00547	99.37424	-0.00060
Mean	**-0.00076**	**0.02787**	**-0.00288**	**0.04701**	**0.13696**	**0.00083**	**0.00456**	**99.38308**	**-0.00061**
%RSD	53.80618	10.67275	51.03442	1.98628	0.01664	1.47685	28.21294	0.01259	3.00598

	Co	Cr	Cu	Fe	K	Li	Mg	Mn	Mo
	ppm	ppm	ppm	ppm	ppm	ppm	ppm	ppm	ppm
#1	-0.00006	-0.00109	0.00158	0.00313	1.29461	0.00946	33.59244	0.06263	0.00162
#2	0.00059	-0.00085	0.00266	0.00303	1.28623	0.00940	33.57585	0.06270	0.00055
Mean	**0.00026**	**-0.00097**	**0.00212**	**0.00308**	**1.29042**	**0.00943**	**33.58415**	**0.06267**	**0.00108**
%RSD	174.24442	17.02782	36.13848	2.25116	0.45885	0.42611	0.03493	0.07911	69.72112

	Na	Ni	P	Pb I	Pb II	S	Sb	Se I	Se II
	ppm	ppm	ppm	ppm	ppm	ppm	ppm	ppm	ppm
#1	53.56630	0.00030	0.05991	-0.00457	-0.00109	15.98350	0.00092	0.01984	0.02677
#2	53.55759	0.00140	0.05849	0.00045	-0.00211	15.89748	0.00340	0.02572	0.03631
Mean	**53.56195**	**0.00085**	**0.05920**	**-0.00206**	**-0.00160**	**15.94049**	**0.00216**	**0.02278**	**0.03154**
%RSD	0.01151	90.88263	1.69104	172.43120	44.78307	0.38160	80.99690	18.25544	21.36604

	Si	Sn	Sr	Th	Ti	Tl	U	V	Zn
	ppm	ppm	ppm	ppm	ppm	ppm	ppm	ppm	ppm
#1	9.43326	0.02560	1.22979	0.01083	-0.00056	-0.00852	-0.02007	0.00497	0.00062
#2	9.42605	0.02501	1.22870	0.00688	-0.00065	-0.00432	-0.00242	0.00511	0.00041
Mean	**9.42965**	**0.02530**	**1.22925**	**0.00886**	**-0.00061**	**-0.00642**	**-0.01124**	**0.00504**	**0.00051**
%RSD	0.05411	1.63071	0.06284	31.50531	10.23928	46.33495	111.01616	1.90307	29.23334

	Zr	Pb	Se
	ppm	calc	calc
#1	-0.00500	-0.00225	0.02447
#2	-0.00453	-0.00126	0.03278
Mean	**-0.00476**	**-0.00175**	**0.02862**
%RSD	6.98345	40.22293	20.54169

Method : Paragon File : 080913A Printed : 9/13/2008 16:11:45
SampleId1 : 0809076-11L 5X SampleId2 : [SAMPLE]
Analysis commenced : 9/13/2008 13:06:14
Dilution ratio : 1.00000 to 1.00000 Tray : Position : TUBE36

Final concentrations

	Ag	Al	As	B	Ba	Be	Bi	Ca	Cd
	ppm	ppm	ppm	ppm	ppm	ppm	ppm	ppm	ppm
#1	-0.00032	0.02663	-0.00123	0.00637	0.02661	0.00064	-0.00277	18.94331	-0.00045
#2	-0.00034	0.01881	0.00146	0.00648	0.02654	0.00060	0.00617	18.92387	-0.00047
Mean	**-0.00033**	**0.02272**	**0.00012**	**0.00642**	**0.02658**	**0.00062**	**0.00170**	**18.93359**	**-0.00046**
%RSD	4.44631	24.34921	1644.58207	1.16274	0.17125	4.00791	371.74661	0.07259	4.09386

	Co	Cr	Cu	Fe	K	Li	Mg	Mn	Mo
	ppm	ppm	ppm	ppm	ppm	ppm	ppm	ppm	ppm
#1	-0.00086	-0.00090	0.00114	-0.00717	0.09802	0.00480	6.46081	0.01203	-0.00193
#2	0.00004	-0.00059	0.00124	-0.00659	0.09506	0.00475	6.43703	0.01224	-0.00047
Mean	**-0.00041**	**-0.00074**	**0.00119**	**-0.00688**	**0.09654**	**0.00478**	**6.44892**	**0.01213**	**-0.00120**
%RSD	156.57785	30.31784	5.62559	6.05310	2.16341	0.70916	0.26068	1.22508	85.92602

	Na	Ni	P	Pb I	Pb II	S	Sb	Se I	Se II
	ppm	ppm	ppm	ppm	ppm	ppm	ppm	ppm	ppm
#1	9.46207	-0.00011	0.01249	-0.00126	0.00167	3.06586	-0.00159	0.00368	0.00737
#2	9.36576	0.00000	0.01037	0.00087	-0.00168	3.04573	-0.00045	0.00025	0.00179
Mean	**9.41392**	**-0.00005**	**0.01143**	**-0.00019**	**0.00000**	**3.05579**	**-0.00102**	**0.00196**	**0.00458**
%RSD	0.72342	147.65202	13.13340	784.64279	108976.86272	0.46568	78.92261	123.31989	86.06130

	Si	Sn	Sr	Th	Ti	Tl	U	V	Zn
	ppm	ppm	ppm	ppm	ppm	ppm	ppm	ppm	ppm
#1	1.81940	-0.00344	0.24161	0.01329	-0.00097	-0.00291	-0.01776	0.00087	-0.00065
#2	1.81129	0.00138	0.24110	0.01274	-0.00086	0.00171	0.00910	0.00080	-0.00002
Mean	**1.81534**	**-0.00103**	**0.24136**	**0.01302**	**-0.00091**	**-0.00060**	**-0.00433**	**0.00083**	**-0.00034**
%RSD	0.31599	330.11777	0.15224	3.00473	8.34993	544.50894	438.70508	5.75305	134.16226

	Zr	Pb	Se
	ppm	calc	calc
#1	-0.00194	0.00070	0.00614
#2	-0.00141	-0.00083	0.00128
Mean	**-0.00167**	**-0.00007**	**0.00371**
%RSD	22.37341	1647.01903	92.63291

Method : Paragon File : 080913A Printed : 9/13/2008 16:11:45
SampleId1 : 0809076-11MS **SampleId2 :** **[SAMPLE]**
Analysis commenced : 9/13/2008 13:08:11
Dilution ratio : 1.00000 to 1.00000 Tray : Position : TUBE37

Final concentrations

	Ag	Al	As	B	Ba	Be	Bi	Ca	Cd
	ppm	ppm	ppm	ppm	ppm	ppm	ppm	ppm	ppm
#1	-0.00008	2.08850	2.11120	1.09866	2.18176	0.04998	0.00261	139.25300	0.05135
#2	0.00013	2.07953	2.10028	1.10180	2.18315	0.04995	0.00414	139.00418	0.05122
Mean	**0.00003**	**2.08401**	**2.10574**	**1.10023**	**2.18246**	**0.04996**	**0.00338**	**139.12859**	**0.05128**
%RSD	601.77663	0.30415	0.36648	0.20170	0.04496	0.05006	32.20577	0.12646	0.18037

	Co	Cr	Cu	Fe	K	Li	Mg	Mn	Mo

	ppm	ppm	ppm	ppm	ppm	ppm	ppm	ppm	ppm
#1	0.50740	0.19780	0.25860	0.99924	52.41256	0.54667	74.37293	0.55386	0.97689
#2	0.50779	0.19822	0.25981	1.00121	52.35346	0.54684	74.33062	0.55407	0.97523
Mean	**0.50759**	**0.19801**	**0.25921**	**1.00023**	**52.38301**	**0.54676**	**74.35178**	**0.55397**	**0.97606**
%RSD	0.05460	0.15072	0.32807	0.13963	0.07977	0.02160	0.04023	0.02701	0.12033

	Na	**Ni**	**P**	**Pb I**	**Pb II**	**S**	**Sb**	**Se I**	**Se II**
	ppm	ppm	ppm	ppm	ppm	ppm	ppm	ppm	ppm
#1	95.05136	0.50687	0.06875	0.50674	0.48897	14.71878	0.52191	2.26249	2.25043
#2	94.86227	0.50564	0.06344	0.50797	0.48832	14.80504	0.51993	2.25729	2.25443
Mean	**94.95682**	**0.50625**	**0.06610**	**0.50736**	**0.48865**	**14.76191**	**0.52092**	**2.25989**	**2.25243**
%RSD	0.14081	0.17175	5.67962	0.17152	0.09406	0.41319	0.26854	0.16258	0.12539

	Si	**Sn**	**Sr**	**Th**	**Ti**	**Tl**	**U**	**V**	**Zn**
	ppm	ppm	ppm	ppm	ppm	ppm	ppm	ppm	ppm
#1	10.69090	0.53005	1.64387	0.00759	0.46036	2.13040	-0.01307	0.50644	0.50783
#2	10.69265	0.52551	1.64470	0.00851	0.46019	2.13030	-0.00770	0.50655	0.50804
Mean	**10.69178**	**0.52778**	**1.64428**	**0.00805**	**0.46028**	**2.13035**	**-0.01039**	**0.50649**	**0.50794**
%RSD	0.01158	0.60769	0.03588	8.08590	0.02562	0.00339	36.56300	0.01433	0.02960

	Zr	**Pb**	**Se**
	ppm	calc	calc
#1	-0.00696	0.49489	2.25445
#2	-0.00694	0.49487	2.25538
Mean	**-0.00695**	**0.49488**	**2.25491**
%RSD	0.18145	0.00339	0.02929

Method : Paragon File : 080913A Printed : 9/13/2008 16:11:45
SampleId1 : 0809076-11MSD **SampleId2 :** **[SAMPLE]**
Analysis commenced : 9/13/2008 13:10:09
Dilution ratio : 1.00000 to 1.00000 Tray : Position : TUBE38

Final concentrations

	Ag	**Al**	**As**	**B**	**Ba**	**Be**	**Bi**	**Ca**	**Cd**
	ppm	ppm	ppm	ppm	ppm	ppm	ppm	ppm	ppm
#1	0.00063	2.04204	2.08429	1.08403	2.14682	0.04964	0.00190	138.28503	0.05120
#2	-0.00105	2.05778	2.08999	1.09409	2.16280	0.04974	0.00274	138.36669	0.05044
Mean	**-0.00021**	**2.04991**	**2.08714**	**1.08906**	**2.15481**	**0.04969**	**0.00232**	**138.32586**	**0.05082**
%RSD	578.73229	0.54282	0.19326	0.65271	0.52454	0.14644	25.52600	0.04174	1.05103

	Co	**Cr**	**Cu**	**Fe**	**K**	**Li**	**Mg**	**Mn**	**Mo**
	ppm	ppm	ppm	ppm	ppm	ppm	ppm	ppm	ppm
#1	0.50353	0.19645	0.25442	0.99015	51.84263	0.53996	73.75014	0.54829	0.96600
#2	0.50647	0.19616	0.25641	0.99499	52.21103	0.54522	74.14409	0.55012	0.97015
Mean	**0.50500**	**0.19630**	**0.25542**	**0.99257**	**52.02683**	**0.54259**	**73.94712**	**0.54921**	**0.96808**
%RSD	0.41180	0.10476	0.54979	0.34471	0.50070	0.68525	0.37671	0.23613	0.30328

	Na	**Ni**	**P**	**Pb I**	**Pb II**	**S**	**Sb**	**Se I**	**Se II**
	ppm	ppm	ppm	ppm	ppm	ppm	ppm	ppm	ppm

#1	93.30206	0.50183	0.06805	0.50168	0.48931	14.36573	0.51133	2.23066	2.24762
#2	93.86147	0.50304	0.06415	0.50326	0.48817	14.46775	0.51760	2.25118	2.24822
Mean	**93.58177**	**0.50244**	**0.06610**	**0.50247**	**0.48874**	**14.41674**	**0.51447**	**2.24092**	**2.24792**
%RSD	0.42269	0.17038	4.16506	0.22282	0.16475	0.50040	0.86128	0.64748	0.01892

	Si	**Sn**	**Sr**	**Th**	**Ti**	**Tl**	**U**	**V**	**Zn**
	ppm	ppm	ppm	ppm	ppm	ppm	ppm	ppm	ppm
#1	10.47757	0.52479	1.61181	0.00771	0.45430	2.11981	0.01456	0.50106	0.50974
#2	10.52552	0.52683	1.62036	0.00057	0.45614	2.13910	-0.00923	0.50287	0.50847
Mean	**10.50155**	**0.52581**	**1.61609**	**0.00414**	**0.45522**	**2.12945**	**0.00266**	**0.50196**	**0.50910**
%RSD	0.32287	0.27519	0.37437	121.95371	0.28651	0.64044	631.40315	0.25435	0.17722

	Zr	**Pb**	**Se**
	ppm	calc	calc
#1	-0.00693	0.49343	2.24197
#2	-0.00670	0.49320	2.24920
Mean	**-0.00681**	**0.49331**	**2.24559**
%RSD	2.38271	0.03329	0.22780

Method : Paragon File : 080913A Printed : 9/13/2008 16:11:46
SampleId1 : CCV **SampleId2 :** **[CV]**
Analysis commenced : 9/13/2008 13:15:05
Dilution ratio : 1.00000 to 1.00000 Tray : Position : STD6

Final concentrations

	Ag	**Al**	**As**	**B**	**Ba**	**Be**	**Bi**	**Ca**	**Cd**
	ppm	ppm	ppm	ppm	ppm	ppm	ppm	ppm	ppm
#1	0.17724	46.40980	0.45062	0.92944	0.94264	0.45726	0.45430	48.35812	0.46936
#2	0.18135	46.11143	0.47001	0.94283	0.94374	0.45414	0.47643	48.11518	0.46770
Mean	**0.17930**	**46.26061**	**0.46031**	**0.93614**	**0.94319**	**0.45570**	**0.46536**	**48.23665**	**0.46853**
%RSD	1.62088	0.45607	2.97825	1.01143	0.08296	0.48374	3.36278	0.35613	0.24971

	Co	**Cr**	**Cu**	**Fe**	**K**	**Li**	**Mg**	**Mn**	**Mo**
	ppm	ppm	ppm	ppm	ppm	ppm	ppm	ppm	ppm
#1	0.46748	0.92530	0.94305	19.24435	47.88775	0.47580	45.62996	0.92827	0.90896
#2	0.47061	0.92837	0.94191	19.12122	47.47274	0.47086	45.54453	0.92281	0.91003
Mean	**0.46904**	**0.92683**	**0.94248**	**19.18278**	**47.68024**	**0.47333**	**45.58724**	**0.92554**	**0.90949**
%RSD	0.47157	0.23382	0.08563	0.45387	0.61546	0.73701	0.13252	0.41692	0.08352

	Na	**Ni**	**P**	**Pb I**	**Pb II**	**S**	**Sb**	**Se I**	**Se II**
	ppm	ppm	ppm	ppm	ppm	ppm	ppm	ppm	ppm
#1	47.16600	0.92125	4.47745	0.88679	1.08874	4.50448	0.44152	0.86996	1.01471
#2	46.70095	0.92116	4.50286	0.92125	0.98381	4.52454	0.45532	0.92407	0.93832
Mean	**46.93347**	**0.92120**	**4.49016**	**0.90402**	**1.03627**	**4.51451**	**0.44842**	**0.89702**	**0.97652**
%RSD	0.70066	0.00727	0.40018	2.69525	7.15937	0.31421	2.17661	4.26534	5.53142

	Si	**Sn**	**Sr**	**Th**	**Ti**	**Tl**	**U**	**V**	**Zn**
	ppm	ppm	ppm	ppm	ppm	ppm	ppm	ppm	ppm
#1	4.56713	0.91231	0.46399	0.20931	0.49144	0.46891	4.68327	0.45776	0.94634

#2	4.56691	0.92610	0.46139	0.21182	0.48671	0.48806	4.75680	0.45990	0.93910
Mean	**4.56702**	**0.91920**	**0.46269**	**0.21056**	**0.48907**	**0.47849**	**4.72004**	**0.45883**	**0.94272**
%RSD	0.00339	1.06074	0.39762	0.84441	0.68428	2.83040	1.10163	0.33103	0.54342

	Zr	**Pb**	**Se**
	ppm	calc	calc
#1	0.99837	1.02149	0.96651
#2	0.99556	0.96298	0.93358
Mean	**0.99696**	**0.99223**	**0.95004**
%RSD	0.19918	4.16953	2.45120

Method : Paragon File : 080913A Printed : 9/13/2008 16:11:46
SampleId1 : CCB **SampleId2 :** **[CB]**
Analysis commenced : 9/13/2008 13:17:18
Dilution ratio : 1.00000 to 1.00000 Tray : Position : STD2

Final concentrations

	Ag	**Al**	**As**	**B**	**Ba**	**Be**	**Bi**	**Ca**	**Cd**
	ppm	ppm	ppm	ppm	ppm	ppm	ppm	ppm	ppm
#1	-0.00078	0.04996	-0.00111	0.00230	-0.00045	0.00039	0.00379	-0.01185	-0.00017
#2	-0.00011	0.05062	0.00440	0.00257	-0.00026	0.00043	-0.00096	-0.00750	-0.00016
Mean	**-0.00044**	**0.05029**	**0.00164**	**0.00244**	**-0.00036**	**0.00041**	**0.00142**	**-0.00967**	**-0.00017**
%RSD	107.24486	0.92299	236.64890	7.66438	38.43199	6.18685	236.76683	31.78506	7.57863

	Co	**Cr**	**Cu**	**Fe**	**K**	**Li**	**Mg**	**Mn**	**Mo**
	ppm	ppm	ppm	ppm	ppm	ppm	ppm	ppm	ppm
#1	-0.00012	-0.00048	0.00004	-0.00413	0.05617	0.00384	-0.02364	-0.00051	0.00045
#2	-0.00071	-0.00060	-0.00072	-0.00178	0.05470	0.00384	-0.01937	-0.00037	-0.00115
Mean	**-0.00041**	**-0.00054**	**-0.00034**	**-0.00295**	**0.05543**	**0.00384**	**-0.02150**	**-0.00044**	**-0.00035**
%RSD	99.37792	15.30528	158.63050	56.40085	1.88374	0.05695	14.05139	22.34289	324.64722

	Na	**Ni**	**P**	**Pb I**	**Pb II**	**S**	**Sb**	**Se I**	**Se II**
	ppm	ppm	ppm	ppm	ppm	ppm	ppm	ppm	ppm
#1	0.11408	0.00025	-0.00095	0.00128	0.00171	0.01299	0.00384	-0.00079	0.00062
#2	0.11611	-0.00015	-0.00591	-0.00065	-0.00018	0.00489	0.00248	-0.00658	0.00450
Mean	**0.11509**	**0.00005**	**-0.00343**	**0.00032**	**0.00077**	**0.00894**	**0.00316**	**-0.00369**	**0.00256**
%RSD	1.24888	565.34103	102.11820	431.27015	174.48154	64.09388	30.51673	110.94136	107.32552

	Si	**Sn**	**Sr**	**Th**	**Ti**	**Tl**	**U**	**V**	**Zn**
	ppm	ppm	ppm	ppm	ppm	ppm	ppm	ppm	ppm
#1	-0.00077	0.00386	-0.00076	0.01093	-0.00092	-0.00127	-0.00855	-0.00022	-0.00044
#2	-0.00005	0.00473	-0.00070	0.01511	-0.00061	-0.00107	-0.01546	-0.00066	-0.00065
Mean	**-0.00041**	**0.00429**	**-0.00073**	**0.01302**	**-0.00076**	**-0.00117**	**-0.01201**	**-0.00044**	**-0.00055**
%RSD	125.01160	14.41009	5.58116	22.66516	28.82556	12.20463	40.68887	70.93619	27.39489

	Zr	**Pb**	**Se**
	ppm	calc	calc
#1	-0.00051	0.00157	0.00015
#2	-0.00053	-0.00034	0.00081

Mean	**-0.00052**	**0.00062**	**0.00048NCH**
%RSD	3.06626	218.43146	98.03428

Method : Paragon File : 080913A Printed : 9/13/2008 16:11:46
SampleId1 : CRI **SampleId2 :** **[FLEXQC]**
Analysis commenced : 9/13/2008 13:19:32
Dilution ratio : 1.00000 to 1.00000 Tray : Position : STD3

Final concentrations

	Ag	**Al**	**As**	**B**	**Ba**	**Be**	**Bi**	**Ca**	**Cd**
	ppm	ppm	ppm	ppm	ppm	ppm	ppm	ppm	ppm
#1	0.01544	0.50787	0.01100	0.37776	0.37965	0.00953	0.04254	5.03507	0.00864
#2	0.01558	0.50852	0.01259	0.38427	0.38598	0.00979	0.04394	5.08943	0.00937
Mean	**0.01551**	**0.50820**	**0.01180**	**0.38101**	**0.38282**	**0.00966**	**0.04324**	**5.06225**	**0.00900**
%RSD	0.63281	0.09052	9.53151	1.20848	1.17027	1.90211	2.28436	0.75936	5.76984

	Co	**Cr**	**Cu**	**Fe**	**K**	**Li**	**Mg**	**Mn**	**Mo**
	ppm	ppm	ppm	ppm	ppm	ppm	ppm	ppm	ppm
#1	0.09290	0.01666	0.04395	0.18542	3.77256	0.01685	4.47255	0.02758	0.01744
#2	0.09401	0.01799	0.04482	0.18798	3.82829	0.01713	4.54575	0.02786	0.01768
Mean	**0.09346**	**0.01733**	**0.04439**	**0.18670**	**3.80043**	**0.01699**	**4.50915**	**0.02772**	**0.01756**
%RSD	0.83889	5.43022	1.38820	0.96770	1.03693	1.18295	1.14789	0.71497	0.97723

	Na	**Ni**	**P**	**Pb I**	**Pb II**	**S**	**Sb**	**Se I**	**Se II**
	ppm	ppm	ppm	ppm	ppm	ppm	ppm	ppm	ppm
#1	3.88032	0.07503	0.16118	0.00339	0.00718	0.19932	0.10779	0.00373	0.00492
#2	3.96491	0.07603	0.17783	0.00121	0.00778	0.20742	0.11379	0.01241	0.00601
Mean	**3.92261**	**0.07553**	**0.16950**	**0.00230**	**0.00748**	**0.20337**	**0.11079**	**0.00807**	**0.00547**
%RSD	1.52490	0.93692	6.94650	66.90601	5.69445	2.81618	3.83083	76.05103	14.17186

	Si	**Sn**	**Sr**	**Th**	**Ti**	**Tl**	**U**	**V**	**Zn**
	ppm	ppm	ppm	ppm	ppm	ppm	ppm	ppm	ppm
#1	0.08614	0.09592	0.02070	0.06711	0.01883	0.02315	0.14709	0.09110	0.04072
#2	0.08914	0.09314	0.02106	0.06974	0.01912	0.01588	0.15476	0.09358	0.04136
Mean	**0.08764**	**0.09453**	**0.02088**	**0.06842**	**0.01897**	**0.01952**	**0.15093**	**0.09234**	**0.04104**
%RSD	2.42433	2.07482	1.19961	2.72201	1.07497	26.32954	3.59350	1.89725	1.09686

	Zr	**Pb**	**Se**
	ppm	calc	calc
#1	0.05035	0.00591	0.00452
#2	0.05122	0.00559	0.00814
Mean	**0.05078**	**0.00575**	**0.00633**
%RSD	1.21366	3.96774	40.43018

Method : Paragon File : 080913A Printed : 9/13/2008 16:11:47
SampleId1 : ICSA **SampleId2 :** **[FLEXQC]**
Analysis commenced : 9/13/2008 13:21:44
Dilution ratio : 1.00000 to 1.00000 Tray : Position : STD4

Final concentrations **2:27** **User: ROY FRENCH**

	Ag	Al	As	B	Ba	Be	Bi	Ca	Cd
	ppm	ppm	ppm	ppm	ppm	ppm	ppm	ppm	ppm
#1	-0.00047	243.48837	0.00317	-0.00166	-0.00042	0.00104	0.00254	254.58885	-0.00043
#2	-0.00040	243.79379	0.00672	-0.00181	-0.00042	0.00100	0.00603	255.55152	-0.00014
Mean	**-0.00043**	**243.64108**	**0.00495**	**-0.00174**	**-0.00042**	**0.00102**	**0.00429**	**255.07018**	**-0.00028**
%RSD	11.43004	0.08864	50.70082	6.45359	0.00000	2.46981	57.55428	0.26687	73.45718

	Co	Cr	Cu	Fe	K	Li	Mg	Mn	Mo
	ppm	ppm	ppm	ppm	ppm	ppm	ppm	ppm	ppm
#1	0.00305	-0.00182	-0.00458	101.09612	-0.04597	0.00409	243.47749	0.00320	-0.00076
#2	0.00344	-0.00152	-0.00393	101.48936	-0.04622	0.00413	244.17186	0.00313	0.00002
Mean	**0.00324**	**-0.00167**	**-0.00426**	**101.29274**	**-0.04609**	**0.00411**	**243.82468**	**0.00316**	**-0.00037**
%RSD	8.46981	12.76629	10.86448	0.27452	0.37758	0.63835	0.20137	1.56545	147.16655

	Na	Ni	P	Pb I	Pb II	S	Sb	Se I	Se II
	ppm	ppm	ppm	ppm	ppm	ppm	ppm	ppm	ppm
#1	0.13446	0.00113	0.01532	0.00514	-0.00271	-0.00322	0.00689	-0.00233	-0.00777
#2	0.13461	0.00159	0.00789	0.01101	-0.00522	0.01299	0.01107	0.01210	-0.00526
Mean	**0.13453**	**0.00136**	**0.01161**	**0.00808**	**-0.00397**	**0.00489**	**0.00898**	**0.00488**	**-0.00651**
%RSD	0.08014	23.52892	45.26611	51.39552	44.65611	234.44325	32.90218	209.00890	27.22706

	Si	Sn	Sr	Th	Ti	Tl	U	V	Zn
	ppm	ppm	ppm	ppm	ppm	ppm	ppm	ppm	ppm
#1	0.00331	0.00036	0.00036	-0.04684	-0.00124	-0.00016	0.04539	0.00181	0.00550
#2	0.00374	0.01276	0.00037	-0.04486	-0.00129	0.01286	0.04973	0.00215	0.00550
Mean	**0.00353**	**0.00656**	**0.00037**	**-0.04585**	**-0.00127**	**0.00635**	**0.04756**	**0.00198**	**0.00550**
%RSD	8.57620	133.76063	1.83744	3.05450	3.09630	144.92818	6.44625	11.89717	0.00000

	Zr	Pb	Se
	ppm	calc	calc
#1	0.00556	-0.00010	-0.00596
#2	0.00576	0.00019	0.00052
Mean	**0.00566**	**0.00004**	**-0.00272**
%RSD	2.44651	458.32599	168.58267

Method : Paragon File : 080913A Printed : 9/13/2008 16:11:47
SampleId1 : ICSAB **SampleId2 :** **[FLEXQC]**
Analysis commenced : 9/13/2008 13:24:00
Dilution ratio : 1.00000 to 1.00000 Tray : Position : STD5

Final concentrations

	Ag	Al	As	B	Ba	Be	Bi	Ca	Cd
	ppm	ppm	ppm	ppm	ppm	ppm	ppm	ppm	ppm
#1	0.18159	247.98394	0.09288	0.94942	0.49033	0.43737	0.49935	245.98819	0.92144
#2	0.17965	245.35233	0.09557	0.93699	0.48270	0.43516	0.48983	244.83213	0.91662
Mean	**0.18062**	**246.66814**	**0.09422**	**0.94320**	**0.48652**	**0.43626**	**0.49459**	**245.41016**	**0.91903**
%RSD	0.75809	0.75438	2.02107	0.93219	1.11018	0.35824	1.36089	0.33310	0.37100

ted: 9/13/2008 16:12:27 User: ROY FRENCH

	Co	Cr	Cu	Fe	K	Li	Mg	Mn	Mo
	ppm	ppm	ppm	ppm	ppm	ppm	ppm	ppm	ppm
#1	0.46509	0.42901	0.50292	98.51721	-0.22218	1.00715	241.71900	0.45051	0.89709
#2	0.46205	0.42561	0.49648	97.90580	-0.20471	0.99449	239.92408	0.44776	0.88855
Mean	**0.46357**	**0.42731**	**0.49970**	**98.21150**	**-0.21345**	**1.00082**	**240.82154**	**0.44914**	**0.89282**
%RSD	0.46395	0.56122	0.91030	0.44020	5.78848	0.89389	0.52703	0.43257	0.67670

	Na	Ni	P	Pb I	Pb II	S	Sb	Se I	Se II
	ppm	ppm	ppm	ppm	ppm	ppm	ppm	ppm	ppm
#1	0.11230	0.87809	0.93911	0.04080	0.04418	0.99243	0.56746	0.05944	0.03419
#2	0.11204	0.86818	0.94053	0.03671	0.04937	0.96817	0.55516	0.04646	0.04378
Mean	**0.11217**	**0.87313**	**0.93982**	**0.03876**	**0.04678**	**0.98030**	**0.56131**	**0.05295**	**0.03898**
%RSD	0.16017	0.80249	0.10739	7.46456	7.84632	1.74981	1.54947	17.32941	17.39989

	Si	Sn	Sr	Th	Ti	Tl	U	V	Zn
	ppm	ppm	ppm	ppm	ppm	ppm	ppm	ppm	ppm
#1	0.91828	0.91881	0.94223	0.38275	0.95686	0.09075	9.76304	0.45673	0.86538
#2	0.90476	0.91222	0.93304	0.37081	0.94708	0.08593	9.68587	0.45185	0.86240
Mean	**0.91152**	**0.91551**	**0.93763**	**0.37678**	**0.95197**	**0.08834**	**9.72445**	**0.45429**	**0.86389**
%RSD	1.04930	0.50876	0.69312	2.24001	0.72646	3.86291	0.56117	0.75935	0.24409

	Zr	Pb	Se
	ppm	calc	calc
#1	0.49462	0.04306	0.04260
#2	0.49182	0.04516	0.04467
Mean	**0.49322**	**0.04411**	**0.04363**
%RSD	0.40174	3.36607	3.36605

Method : Paragon File : 080913A Printed : 9/13/2008 16:11:47
SampleId1 : CCV SampleId2 : [CV]
Analysis commenced : 9/13/2008 13:26:16
Dilution ratio : 1.00000 to 1.00000 Tray : Position : STD6

Final concentrations

	Ag	Al	As	B	Ba	Be	Bi	Ca	Cd
	ppm	ppm	ppm	ppm	ppm	ppm	ppm	ppm	ppm
#1	0.18681	48.47115	0.46743	0.97084	0.98213	0.45462	0.49801	47.68653	0.47126
#2	0.18774	48.70866	0.46829	0.97918	0.98945	0.45697	0.49953	47.82921	0.47264
Mean	**0.18727**	**48.58990**	**0.46786**	**0.97501**	**0.98579**	**0.45579**	**0.49877**	**47.75787**	**0.47195**
%RSD	0.35314	0.34564	0.12983	0.60517	0.52558	0.36600	0.21672	0.21125	0.20682

	Co	Cr	Cu	Fe	K	Li	Mg	Mn	Mo
	ppm	ppm	ppm	ppm	ppm	ppm	ppm	ppm	ppm
#1	0.47446	0.92538	0.99835	19.31347	50.40449	0.50392	46.68767	0.92961	0.91975
#2	0.47648	0.93088	1.00517	19.39417	50.65000	0.50644	46.88886	0.93472	0.92273
Mean	**0.47547**	**0.92813**	**1.00176**	**19.35382**	**50.52725**	**0.50518**	**46.78827**	**0.93216**	**0.92124**
%RSD	0.30029	0.41860	0.48077	0.29485	0.34358	0.35283	0.30406	0.38711	0.22865

	Na	Ni	P	Pb I	Pb II	S	Sb	Se I	Se II
	ppm	ppm	ppm	ppm	ppm	ppm	ppm	ppm	ppm
#1	49.38930	0.92349	4.70341	0.92819	0.95716	4.75718	0.47754	0.94284	0.95975
#2	49.53230	0.92572	4.74216	0.93464	0.94392	4.73312	0.48248	0.95161	0.93894
Mean	**49.46080**	**0.92461**	**4.72278**	**0.93141**	**0.95054**	**4.74515**	**0.48001**	**0.94722**	**0.94934**
%RSD	0.20443	0.17102	0.58014	0.48963	0.98528	0.35854	0.72738	0.65456	1.55011

	Si	Sn	Sr	Th	Ti	Tl	U	V	Zn
	ppm	ppm	ppm	ppm	ppm	ppm	ppm	ppm	ppm
#1	4.74357	0.92901	0.47944	0.22018	0.50160	0.49492	4.98299	0.46693	0.91033
#2	4.77300	0.93796	0.48165	0.22479	0.50346	0.49578	5.00866	0.46912	0.91651
Mean	**4.75828**	**0.93349**	**0.48054**	**0.22249**	**0.50253**	**0.49535**	**4.99582**	**0.46803**	**0.91342**
%RSD	0.43734	0.67744	0.32463	1.46296	0.26264	0.12313	0.36334	0.33206	0.47831

	Zr	Pb	Se
	ppm	calc	calc
#1	1.02069	0.94751	0.95412
#2	1.02338	0.94083	0.94315
Mean	**1.02203**	**0.94417**	**0.94864**
%RSD	0.18642	0.50077	0.81705

Method : Paragon File : 080913A Printed : 9/13/2008 16:11:48
SampleId1 : CCB **SampleId2 :** **[CB]**
Analysis commenced : 9/13/2008 13:28:29
Dilution ratio : 1.00000 to 1.00000 Tray : Position : STD2

Final concentrations

	Ag	Al	As	B	Ba	Be	Bi	Ca	Cd
	ppm	ppm	ppm	ppm	ppm	ppm	ppm	ppm	ppm
#1	-0.00026	0.03220	0.00611	0.00299	-0.00029	0.00041	0.00282	-0.00801	-0.00003
#2	-0.00012	0.03352	0.00342	0.00241	-0.00036	0.00043	0.00561	-0.01057	0.00001
Mean	**-0.00019**	**0.03286**	**0.00476**	**0.00270**	**-0.00032**	**0.00042**	**0.00421**	**-0.00929**	**-0.00001**
%RSD	50.43780	2.83061	39.94409	15.21275	14.08671	3.00111	46.90892	19.46930	312.31948

	Co	Cr	Cu	Fe	K	Li	Mg	Mn	Mo
	ppm	ppm	ppm	ppm	ppm	ppm	ppm	ppm	ppm
#1	-0.00045	-0.00027	0.00103	-0.00119	-0.20077	0.00299	-0.02403	-0.00030	-0.00091
#2	-0.00051	-0.00046	0.00135	-0.00266	-0.20766	0.00295	-0.02092	-0.00044	-0.00057
Mean	**-0.00048**	**-0.00037**	**0.00119**	**-0.00192**	**-0.20422**	**0.00297**	**-0.02247**	**-0.00037**	**-0.00074**
%RSD	9.61005	36.39873	19.12105	54.14552	2.38595	0.73647	9.77760	26.53515	32.59045

	Na	Ni	P	Pb I	Pb II	S	Sb	Se I	Se II
	ppm	ppm	ppm	ppm	ppm	ppm	ppm	ppm	ppm
#1	0.10340	0.00030	0.00223	-0.00042	-0.00046	-0.00322	0.00304	0.00724	-0.00301
#2	0.10259	0.00046	0.00152	0.00235	-0.00089	-0.00322	0.00237	-0.00600	-0.00453
Mean	**0.10300**	**0.00038**	**0.00188**	**0.00097**	**-0.00068**	**-0.00322**	**0.00271**	**0.00062**	**-0.00377**
%RSD	0.55817	28.10639	26.65372	202.45225	44.28891	0.00000	17.59217	1513.08712	28.53067

	Si	Sn	Sr	Th	Ti	Tl	U	V	Zn

	ppm	ppm	ppm	ppm	ppm	ppm	ppm	ppm	ppm
#1	0.00727	0.00371	-0.00070	0.01946	-0.00105	0.00180	-0.00702	-0.00012	0.00019
#2	0.01070	0.00459	-0.00069	0.01510	-0.00092	0.00304	0.00680	-0.00022	-0.00023
Mean	**0.00898**	**0.00415**	**-0.00069**	**0.01728**	**-0.00098**	**0.00242**	**-0.00011**	**-0.00017**	**-0.00002**
%RSD	26.97560	14.91953	0.97509	17.84612	9.56782	36.04545	8753.16680	43.14246	1742.50792

	Zr	**Pb**	**Se**
	ppm	calc	calc
#1	-0.00092	-0.00045	0.00040
#2	-0.00041	0.00019	-0.00502
Mean	**-0.00066**	**-0.00013**	**-0.00231**
%RSD	53.91666	350.23955	165.96343

Method : Paragon File : 080913A Printed : 9/13/2008 16:11:48
SampleId1 : CCV **SampleId2 :** **[CV]**
Analysis commenced : 9/13/2008 13:52:55
Dilution ratio : 1.00000 to 1.00000 Tray : Position : STD6

Final concentrations

	Ag	**Al**	**As**	**B**	**Ba**	**Be**	**Bi**	**Ca**	**Cd**
	ppm	ppm	ppm	ppm	ppm	ppm	ppm	ppm	ppm
#1	0.18053	47.94550	0.47525	0.96140	0.98112	0.48006	0.47345	47.11800	0.47850
#2	0.18016	47.90086	0.48747	0.95624	0.97769	0.47982	0.46946	47.10600	0.47954
Mean	**0.18035**	**47.92318**	**0.48136**	**0.95882**	**0.97941**	**0.47994**	**0.47145**	**47.11200**	**0.47902**
%RSD	0.14298	0.06586	1.79614	0.38080	0.24784	0.03525	0.59845	0.01800	0.15313

	Co	**Cr**	**Cu**	**Fe**	**K**	**Li**	**Mg**	**Mn**	**Mo**
	ppm	ppm	ppm	ppm	ppm	ppm	ppm	ppm	ppm
#1	0.46518	0.94107	0.95190	19.45941	48.38642	0.48672	47.45908	0.93415	0.93229
#2	0.46648	0.94158	0.95136	19.45057	48.35788	0.48599	47.47987	0.93365	0.93066
Mean	**0.46583**	**0.94132**	**0.95163**	**19.45499**	**48.37215**	**0.48635**	**47.46948**	**0.93390**	**0.93147**
%RSD	0.19721	0.03847	0.04079	0.03212	0.04172	0.10622	0.03096	0.03757	0.12346

	Na	**Ni**	**P**	**Pb I**	**Pb II**	**S**	**Sb**	**Se I**	**Se II**
	ppm	ppm	ppm	ppm	ppm	ppm	ppm	ppm	ppm
#1	47.77892	0.92099	4.60923	0.97321	0.94654	4.62483	0.51019	0.95578	0.97547
#2	47.69199	0.92066	4.58048	0.96486	0.94374	4.71708	0.50663	0.94506	0.96404
Mean	**47.73546**	**0.92082**	**4.59486**	**0.96903**	**0.94514**	**4.67096**	**0.50841**	**0.95042**	**0.96975**
%RSD	0.12876	0.02539	0.44236	0.60951	0.20978	1.39646	0.49459	0.79751	0.83330

	Si	**Sn**	**Sr**	**Th**	**Ti**	**Tl**	**U**	**V**	**Zn**
	ppm	ppm	ppm	ppm	ppm	ppm	ppm	ppm	ppm
#1	4.68237	0.94514	0.47681	0.28406	0.49845	0.48631	4.78793	0.48211	0.96232
#2	4.68268	0.95626	0.47574	0.28075	0.49585	0.48209	4.78554	0.48210	0.96254
Mean	**4.68252**	**0.95070**	**0.47627**	**0.28240**	**0.49715**	**0.48420**	**4.78674**	**0.48210**	**0.96243**
%RSD	0.00476	0.82725	0.15998	0.82873	0.36977	0.61555	0.03526	0.00032	0.01566

	Zr	**Pb**	**Se**
	ppm	calc	calc

HEADER INFROMATION FOR ANALYTICAL SEQUENCE MS080915A REM

STANDARD SOLUTIONS

ST080818-14 = 40 PPM - Al; 10 PPM - Pb; 4 PPM - As, Se; 2 PPM – Cd, Ag, Sb, U, Mo; 0.1 PPM – Tl, Th.
EXPIRES: 01/10/10.

CALIBRATION STANDARDS

HIGH STD (200 ppb - Al; 50 ppb - Pb; 20 ppb - As, Se; 10ppb – Cd, Ag, Sb, U, Mo; 0.5ppb – Tl, Th.) Made daily by diluting (ST080818-14) 200 fold, (0.05ml up to a 10 ml final volume).

HIGH/2 LEVEL STD (100 ppb - Al; 25 ppb - Pb; 10 ppb - As, Se; 5ppb –Cd, Ag, Sb, U, Mo; 0.25ppb – Tl, Th.) Made daily by diluting 5.0ml of the HIGH STD calibration standard up to a 10ml final volume, (400 fold dilution of ST080818-14).

MID LEVEL STD (40 ppb - Al; 10 ppb - Pb; 4 ppb - As, Se; 2ppb –Cd, Ag, Sb, U, Mo; 0.1ppb – Tl, Th.) Made daily by diluting 2.0ml of the HIGH STD calibration standard up to a 10ml final volume, (1000 fold dilution of ST080818-14).

LOW LEVEL STD (20 ppb - Al; 5 ppb - Pb; 2 ppb - As, Se; 1ppb – Cd, Ag, Sb, U, Mo; 0.05ppb – Tl, Th) Made daily by diluting 1.0ml of the HIGH STD calibration standard up to a 10ml final volume, (2000 fold dilution of ST080818-14).

LOW/2 LEVEL STD (10 ppb - Al; 2.5 ppb - Pb; 1 ppb - As, Se; 0.5ppb –Cd, Ag, Sb, U, Mo; 0.025ppb – Tl, Th.) Made daily by diluting 0.5ml of the HIGH STD calibration standard up to a 10ml final volume, (4000 fold dilution of ST080818-14).

LOW/10 LEVEL STD (2 ppb - Al; 0.5 ppb - Pb; 0.2 ppb - As, Se; 0.1ppb –Cd, Ag, Sb, U, Mo; 0.005ppb – Tl, Th.) Made daily by diluting 1.0ml of the LOW LEVEL STD calibration standard up to a 10ml final volume, (20,000 fold dilution of ST080818-14).

LOW/20 LEVEL STD (1 ppb - Al; 0.25 ppb - Pb; 0.1 ppb - As, Se; 0.05ppb –Cd, Ag, Sb, U, Mo; 0.0025ppb – Tl, Th.) Made daily by diluting 0.5ml of the LOW LEVEL STD calibration standard up to a 10ml final volume, (40,000 fold dilution of ST080818-14).

LOW/100 LEVEL STD (0.2 ppb - Al; 0.05 ppb - Pb; 0.02 ppb - As, Se; 0.01ppb –Cd, Ag, Sb, U, Mo; 0.0005ppb – Tl, Th.) Made daily by diluting 1.0ml of the LOW/10 LEVEL STD calibration standard up to a 10ml final volume, (200,000 fold dilution of ST080818-14).

INTERFERENCE CHECK SOLUTIONS

ICSA Made daily by diluting 0.1ml of (ST071130-3--EXPIRES: 11/01/08) up to a 10ml final volume, (100 fold dilution). The ICSA working solution contains the following elements and concentrations:

Element	Concentration (PPM)
Cl	212.15
Ca	30
Fe,Na	25
C	20
Al,K,Mg,P,S	10
Mo,Ti	0.2

ICSAB Made daily by diluting 0.1ml of (ST071130-3--EXPIRES: 11/01/08) and 2ml of the HIGH STD calibration standard up to a 10ml final volume. (This solution is a 100 fold dilution of ST071130-3 and a 1000 fold dilution of ST080818-14.) The ICSAB working solution contains the following elements and concentrations:

Element	Concentration (PPM)
Cl	212.15
Ca	30
Fe,Na	25
C	20
Al,K,Mg,P,S	10
Mo,Ti	0.2
Pb	0.01
As,Se	0.004
Ag,Sb,U,Cd	0.002
Tl,Th	0.0001

NOTE: When analyzing for As and/or Se, the ICSA and ICSAB solutions are passed through a cation exchange column.

ICSA_MO – Direct analysis of (ST080818-15 Expires 01-10-10). This solution is custom and made to be as close as possible to the ICSA above, without Mo. This ICSA working solution contains the following elements and concentrations:

Element	Concentration (PPM)
Ca	30
Fe,Na	25
Al,K,Mg,P	10
Ti	0.2

ICSAB_MO Made daily by diluting 0.04ml of (ST071130-7--EXPIRES: 01/23/09) up to a 10ml final volume with ICSA (Mo) solution above (ST080818-15 Expires 01-10-10). (This solution is a 250 fold dilution of ST071130-7.) This ICSAB working solution contains the following elements and concentrations:

Element	Concentration (PPM)
Ca	30
Fe,Na	25
Al,K,Mg,P	10
Ti	0.2
Mo	0.002
Pb	0.01
As,Se	0.004
Ag,Sb,U,Cd	0.002
Tl,Th	0.0001

CALIBRATION CHECK STANDARDS

ICV Made daily by diluting ICV second source intermediate (ST071130-7--EXPIRES: 01/23/09) 200 fold, (0.05ml up to a 10ml final volume). The ICV working solution contains the following elements and concentrations:

Element	Concentration (ppb)
Al	50
Pb	12.5
As,Se	5
Ag,Sb,U,Mo,Cd	2.5
Tl,Th	0.125

CCV Made daily by diluting 2.0ml of the HIGH STD calibration standard up to a 10ml final volume, (1000 fold dilution of ST080818-14). The CCV working solution contains the following elements and concentrations:

Element	Concentration (ppb)
Al	40
Pb	10
As,Se	4
Ag,Sb,U,Mo,Cd	2
Tl,Th	0.1

CRI_LOW/100 Re-analysis of the LOW/100 LEVEL STD (made daily as described above). The CRI working solution contains the following elements and concentrations:

Element	Concentration (ppb)
Al	0.2
As,Se	0.02
U,Mo,Cd,Ag,Sb	0.01
Pb	0.05
Tl,Th	0.0005

CRI_LOW/20 Re-analysis of the LOW/20 LEVEL STD (made daily as described above). The CRI working solution contains the following elements and concentrations:

Element	Concentration (ppb)
Al	1.0
As,Se	0.1
U,Mo,Cd,Ag,Sb	0.05
Pb	0.25
Tl,Th	0.0025

CRI_LOW/10 Re-analysis of the LOW/10 LEVEL STD (made daily as described above). The CRI working solution contains the following elements and concentrations:

Element	Concentration (ppb)
Al	2.0
As,Se	0.2
U,Mo,Cd,Ag,Sb	0.1
Pb	0.5
Tl,Th	0.0050

BLANK

ICB / CCB and all diluent – 1% HNO_3, 1% HCl in double deionized water.

INTERNAL STANDARDS

Internal Standard Intermediate (ST070904-12 --EXPIRES: 08/16/09) contains 1 PPM each of Bi, Rh, In; and 2 PPM each of Ga, Pt. This intermediate is added to all standards and samples in the same proportion of 1 on top of 100. Most often this is done by adding 0.05ml of Internal Standard Intermediate on top of 5ml of sample or standard. The final concentration of internal standard in the working solutions or samples is about 10 ppb In, Rh, Bi; and 20 ppb Ga, Pt.

ACID LOT NUMBERS

HNO_3 – G04026
HCl – G05039

PIPET ID NUMBERS

1.0 to 5.0ml -- M-66
0.1 to 1.0ml – M-60
0.01 to 0.1ml -- M-56

DILUTIONS

2X dilutions made by diluting 5ml of sample to a 10ml final volume.
5X dilutions made by diluting 1ml of sample to a 5ml final volume.
10X dilutions made by diluting 1ml of sample to a 10ml final volume.
50X dilutions made by diluting 0.1ml of sample to a 5ml final volume.
100X dilutions made by diluting 0.1ml of sample to a 10ml final volume.
200X dilutions made by diluting 0.05ml of sample to a 10ml final volume.

ANALYTICAL SPIKES

0809076-11 spiked for Ag and Cd at 2 ppb and Pb at 10 ppb by diluting 0.02ml of (ST071130-7 = 500 ppb Ag and Cd and 2.5 ppm Pb) up to a 5 ml final volume with the 10 fold dilution of the sample.

DAILY MAINTENANCE ITEMS

1. Check / change pump tubing
2. Check / empty drain containers
3. Tune instrument per manufacturer's procedures
4. Perform ten minute stability test (include results with data package)

MONTHLY MAINTENANCE ITEMS

1. Check / clean torch and cones for deposits
2. Check / clean nebulizer and spray chamber
3. Check / fill water recirculating reservoirs
4. Check / fill vacuum pump oil

COMMENTS

Tuning Method Report

Method: D:\MASSLYNX PROJECTS\AUG2002.PRO\ACQUDB\14AUGJTF TUNE

Printed: Mon Sep 15 11:58:45 2008

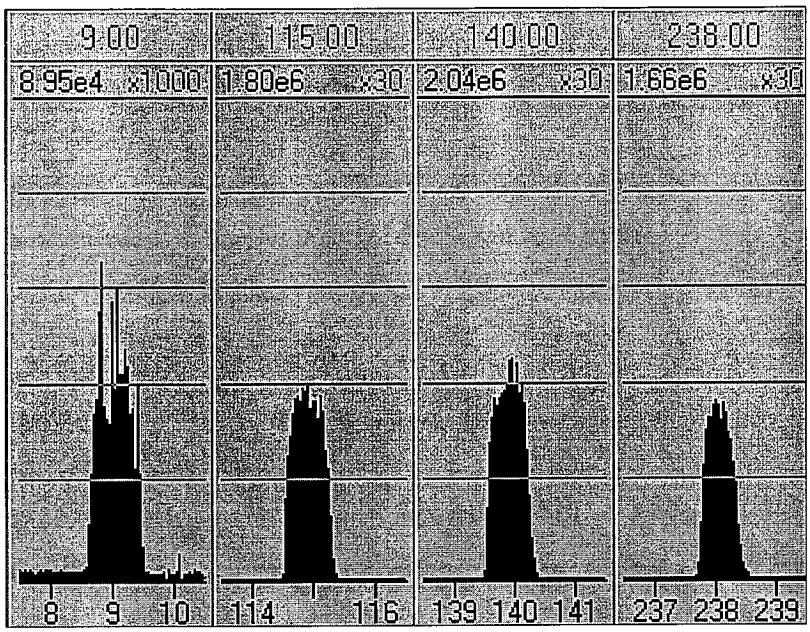

ANALYSER	Set	Rdbk
Cone Lens	75	-90
Hex Exit Lens	400	419
Hex Bias	0.2	
LM Resolution	12.5	
High Resolution	12.5	
Ion Energy	2.0	
Multiplier	530	-545

Pressures	Rdbk
Analyser Vacuum	2.6e-5

TORCH	Set	
X-Axis	2.27	2.23
Y-Axis	0.00	0.01
Z-Axis	0.45	0.46
Forward Power	1355	1347

GAS	Set	
Cool Gas	13.50	13.47
Intermediate Gas	0.72	0.72
Nebuliser Gas 1	0.72	0.72
Nebuliser Gas 2	0.00	0.01
Helium	5.0	5.0
Hydrogen	5.0	5.0
Hexapole Aux	0.00	0.34
Laser Gas	0.00	0.26

Quantify Compound Summary Report
15SEP08

Sample List: D:\MassLynx Projects\AUG2002.PRO\SampleDB\stability 15SEP08
Last modified: Mon Sep 15 11:58:56 2008
Method: D:\MassLynx Projects\AUG2002.PRO\MethDB\Tune QUANT
Last modified: Wed Mar 28 11:37:26 2007
Job Code:

Printed: Mon Sep 15 12:13:35 2008

Compound 1: 9Be

#	File name	Sample ID	PPB	CPS	IS CPS	%StdDev	Aq Date	
1	15SEP08 01			54205		0.054	15-Sep-08	11
2	15SEP08 02			54206		0.051	15-Sep-08	12
3	15SEP08 03			53985		0.048	15-Sep-08	12
4	15SEP08 04			53939		0.046	15-Sep-08	12
5	15SEP08 05			53651		0.047	15-Sep-08	12
6	15SEP08 06			53715		0.040	15-Sep-08	12
7	15SEP08 07			53689		0.051	15-Sep-08	12
8	15SEP08 08			54032		0.047	15-Sep-08	12
9	15SEP08 09			53987		0.045	15-Sep-08	12
10	15SEP08 10			54406		0.054	15-Sep-08	12

Quantify Compound Summary Report
15SEP08

Sample List: D:\MassLynx Projects\AUG2002.PRO\SampleDB\stability 15SEP08
Last modified: Mon Sep 15 11:58:56 2008
Method: D:\MassLynx Projects\AUG2002.PRO\MethDB\Tune QUANT
Last modified: Wed Mar 28 11:37:26 2007
Job Code:

Printed: Mon Sep 15 12:13:35 2008

Compound 2: 24Mg

#	File name	Sample ID	PPB	CPS	IS CPS	%StdDev	Aq Date	
1	15SEP08 01			169024		0.028	15-Sep-08	11
2	15SEP08 02			167086		0.032	15-Sep-08	12
3	15SEP08 03			165184		0.026	15-Sep-08	12
4	15SEP08 04			165399		0.025	15-Sep-08	12
5	15SEP08 05			165637		0.030	15-Sep-08	12
6	15SEP08 06			165975		0.034	15-Sep-08	12
7	15SEP08 07			166249		0.029	15-Sep-08	12
8	15SEP08 08			165120		0.032	15-Sep-08	12
9	15SEP08 09			165458		0.028	15-Sep-08	12
10	15SEP08 10			165746		0.024	15-Sep-08	12

Quantify Compound Summary Report
15SEP08

Sample List: D:\MassLynx Projects\AUG2002.PRO\SampleDB\stability 15SEP08
Last modified: Mon Sep 15 11:58:56 2008
Method: D:\MassLynx Projects\AUG2002.PRO\MethDB\Tune QUANT
Last modified: Wed Mar 28 11:37:26 2007
Job Code:

Printed: Mon Sep 15 12:13:35 2008

Compound 3: 59Co

#	File name	Sample ID	PPB	CPS	IS CPS	%StdDev	Aq Date	
1	15SEP08 01			522336		0.016	15-Sep-08	11
2	15SEP08 02			518738		0.014	15-Sep-08	12
3	15SEP08 03			511410		0.017	15-Sep-08	12
4	15SEP08 04			513266		0.016	15-Sep-08	12
5	15SEP08 05			514135		0.013	15-Sep-08	12
6	15SEP08 06			513225		0.018	15-Sep-08	12
7	15SEP08 07			513861		0.015	15-Sep-08	12
8	15SEP08 08			514432		0.016	15-Sep-08	12
9	15SEP08 09			512878		0.016	15-Sep-08	12
10	15SEP08 10			513419		0.016	15-Sep-08	12

Quantify Compound Summary Report
15SEP08

Sample List: D:\MassLynx Projects\AUG2002.PRO\SampleDB\stability 15SEP08
Last modified: Mon Sep 15 11:58:56 2008
Method: D:\MassLynx Projects\AUG2002.PRO\MethDB\Tune QUANT
Last modified: Wed Mar 28 11:37:26 2007
Job Code:

Printed: Mon Sep 15 12:13:35 2008

Compound 4: 60Ni

#	File name	Sample ID	PPB	CPS	IS CPS	%StdDev	Aq Date	
1	15SEP08 01			99736		0.041	15-Sep-08	11
2	15SEP08 02			97817		0.044	15-Sep-08	12
3	15SEP08 03			97405		0.037	15-Sep-08	12
4	15SEP08 04			97897		0.039	15-Sep-08	12
5	15SEP08 05			96879		0.041	15-Sep-08	12
6	15SEP08 06			96802		0.032	15-Sep-08	12
7	15SEP08 07			97366		0.037	15-Sep-08	12
8	15SEP08 08			97527		0.043	15-Sep-08	12
9	15SEP08 09			98088		0.047	15-Sep-08	12
10	15SEP08 10			97352		0.039	15-Sep-08	12

Quantify Compound Summary Report
15SEP08

Sample List: D:\MassLynx Projects\AUG2002.PRO\SampleDB\stability 15SEP08
Last modified: Mon Sep 15 11:58:56 2008
Method: D:\MassLynx Projects\AUG2002.PRO\MethDB\Tune QUANT
Last modified: Wed Mar 28 11:37:26 2007
Job Code:

Printed: Mon Sep 15 12:13:35 2008

Compound 5: 115In

#	File name	Sample ID	PPB	CPS	IS CPS	%StdDev	Aq Date	
1	15SEP08 01			1669212		0.008	15-Sep-08	11
2	15SEP08 02			1651548		0.009	15-Sep-08	12
3	15SEP08 03			1640320		0.008	15-Sep-08	12
4	15SEP08 04			1630574		0.008	15-Sep-08	12
5	15SEP08 05			1632348		0.008	15-Sep-08	12
6	15SEP08 06			1625783		0.009	15-Sep-08	12
7	15SEP08 07			1620462		0.008	15-Sep-08	12
8	15SEP08 08			1624375		0.009	15-Sep-08	12
9	15SEP08 09			1633957		0.010	15-Sep-08	12
10	15SEP08 10			1624249		0.007	15-Sep-08	12

Quantify Compound Summary Report
15SEP08

Sample List: D:\MassLynx Projects\AUG2002.PRO\SampleDB\stability 15SEP08
Last modified: Mon Sep 15 11:58:56 2008
Method: D:\MassLynx Projects\AUG2002.PRO\MethDB\Tune QUANT
Last modified: Wed Mar 28 11:37:26 2007
Job Code:

Printed: Mon Sep 15 12:13:35 2008

Compound 6: 140Ce

#	File name	Sample ID	PPB	CPS	IS CPS	%StdDev	Aq Date	
1	15SEP08 01			1926382		0.006	15-Sep-08	11
2	15SEP08 02			1908754		0.007	15-Sep-08	12
3	15SEP08 03			1894327		0.007	15-Sep-08	12
4	15SEP08 04			1882167		0.007	15-Sep-08	12
5	15SEP08 05			1884910		0.006	15-Sep-08	12
6	15SEP08 06			1883319		0.007	15-Sep-08	12
7	15SEP08 07			1874633		0.006	15-Sep-08	12
8	15SEP08 08			1874871		0.007	15-Sep-08	12
9	15SEP08 09			1882624		0.005	15-Sep-08	12
10	15SEP08 10			1883264		0.007	15-Sep-08	12

Sample List: D:\MassLynx Projects\AUG2002.PRO\SampleDB\stability 15SEP08
Last modified: Mon Sep 15 11:58:56 2008
Method: D:\MassLynx Projects\AUG2002.PRO\MethDB\Tune QUANT
Last modified: Wed Mar 28 11:37:26 2007
Job Code:

Printed: Mon Sep 15 12:13:35 2008

Compound 10: Lead

#	File name	Sample ID	PPB	CPS	IS CPS	%StdDev	Aq Date	
1	15SEP08 01			1340613		0.000	15-Sep-08	11
2	15SEP08 02			1338112		0.000	15-Sep-08	12
3	15SEP08 03			1321920		0.000	15-Sep-08	12
4	15SEP08 04			1314926		0.000	15-Sep-08	12
5	15SEP08 05			1317317		0.000	15-Sep-08	12
6	15SEP08 06			1311597		0.000	15-Sep-08	12
7	15SEP08 07			1313796		0.000	15-Sep-08	12
8	15SEP08 08			1315707		0.000	15-Sep-08	12
9	15SEP08 09			1313215		0.000	15-Sep-08	12
10	15SEP08 10			1320800		0.000	15-Sep-08	12

Quantify Compound Summary Report
15SEP08

Sample List: D:\MassLynx Projects\AUG2002.PRO\SampleDB\stability 15SEP08
Last modified: Mon Sep 15 11:58:56 2008
Method: D:\MassLynx Projects\AUG2002.PRO\MethDB\Tune QUANT
Last modified: Wed Mar 28 11:37:26 2007
Job Code:

Printed: Mon Sep 15 12:13:35 2008

Compound 11: 209Bi

#	File name	Sample ID	PPB	CPS	IS CPS	%StdDev	Aq Date	
1	15SEP08 01			1158071		0.009	15-Sep-08	11
2	15SEP08 02			1153591		0.010	15-Sep-08	12
3	15SEP08 03			1144174		0.010	15-Sep-08	12
4	15SEP08 04			1137353		0.011	15-Sep-08	12
5	15SEP08 05			1131922		0.012	15-Sep-08	12
6	15SEP08 06			1130935		0.010	15-Sep-08	12
7	15SEP08 07			1130277		0.009	15-Sep-08	12
8	15SEP08 08			1144101		0.011	15-Sep-08	12
9	15SEP08 09			1137445		0.010	15-Sep-08	12
10	15SEP08 10			1140366		0.009	15-Sep-08	12

Quantify Compound Summary Report
15SEP08

Sample List: D:\MassLynx Projects\AUG2002.PRO\SampleDB\stability 15SEP08
Last modified: Mon Sep 15 11:58:56 2008
Method: D:\MassLynx Projects\AUG2002.PRO\MethDB\Tune QUANT
Last modified: Wed Mar 28 11:37:26 2007
Job Code:

Printed: Mon Sep 15 12:13:35 2008

Compound 12: 238U

#	File name	Sample ID	PPB	CPS	IS CPS	%StdDev	Aq Date
1	15SEP08 01			1557065		0.008	15-Sep-08 11
2	15SEP08 02			1542894		0.008	15-Sep-08 12
3	15SEP08 03			1535817		0.007	15-Sep-08 12
4	15SEP08 04			1530441		0.009	15-Sep-08 12
5	15SEP08 05			1531648		0.007	15-Sep-08 12
6	15SEP08 06			1514880		0.008	15-Sep-08 12
7	15SEP08 07			1517495		0.008	15-Sep-08 12
8	15SEP08 08			1522798		0.010	15-Sep-08 12
9	15SEP08 09			1527058		0.010	15-Sep-08 12
10	15SEP08 10			1523285		0.009	15-Sep-08 12

Quantify Compound Summary Report
15SEP08

Sample List: D:\MassLynx Projects\AUG2002.PRO\SampleDB\stability 15SEP08
Last modified: Mon Sep 15 11:58:56 2008
Method: D:\MassLynx Projects\AUG2002.PRO\MethDB\Tune QUANT
Last modified: Wed Mar 28 11:37:26 2007
Job Code:

Printed: Mon Sep 15 12:13:35 2008

Compound 13: 254UO

#	File name	Sample ID	PPB	CPS	IS CPS	%StdDev	Aq Date	
1	15SEP08 01			92938		0.041	15-Sep-08	11
2	15SEP08 02			92639		0.046	15-Sep-08	12
3	15SEP08 03			91389		0.050	15-Sep-08	12
4	15SEP08 04			91411		0.045	15-Sep-08	12
5	15SEP08 05			91270		0.055	15-Sep-08	12
6	15SEP08 06			91462		0.051	15-Sep-08	12
7	15SEP08 07			91823		0.053	15-Sep-08	12
8	15SEP08 08			90767		0.050	15-Sep-08	12
9	15SEP08 09			92970		0.053	15-Sep-08	12
10	15SEP08 10							

Sample List: D:\MassLynx Projects\AUG2002.PRO\SampleDB\stability 15SEP08
Last modified: Mon Sep 15 11:58:56 2008
Method: D:\MassLynx Projects\AUG2002.PRO\MethDB\Tune QUANT
Last modified: Wed Mar 28 11:37:26 2007
Job Code:

Printed: Mon Sep 15 12:13:35 2008

Compound 14: 220BKGD

#	File name	Sample ID	PPB	CPS	IS CPS	%StdDev	Aq Date	
1	15SEP08 01			45		6.937	15-Sep-08	11
2	15SEP08 02			41		9.255	15-Sep-08	12
3	15SEP08 03			45		9.458	15-Sep-08	12
4	15SEP08 04			42		8.879	15-Sep-08	12
5	15SEP08 05			47		8.880	15-Sep-08	12
6	15SEP08 06			40		11.096	15-Sep-08	12
7	15SEP08 07			46		8.473	15-Sep-08	12
8	15SEP08 08			51		8.219	15-Sep-08	12
9	15SEP08 09			40		8.030	15-Sep-08	12
10	15SEP08 10			46		8.201	15-Sep-08	12

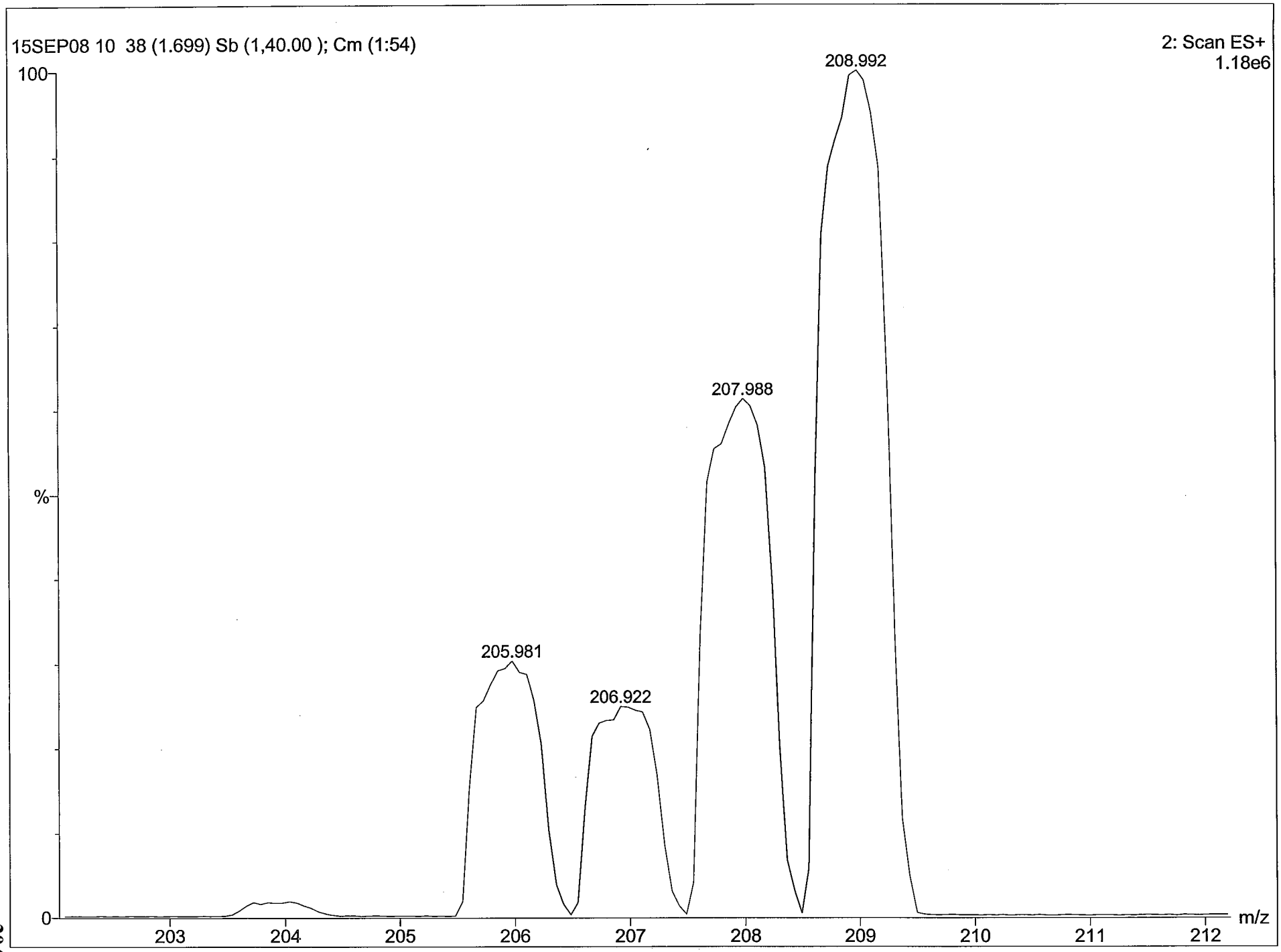
15SEP08 10 38 (1.699) Sb (1,40.00); Cm (1:54)
2: Scan ES+
1.18e6
100
%
0
208.992
207.988
205.981
206.922
203
204
205
206
207
208
209
210
211
212
m/z

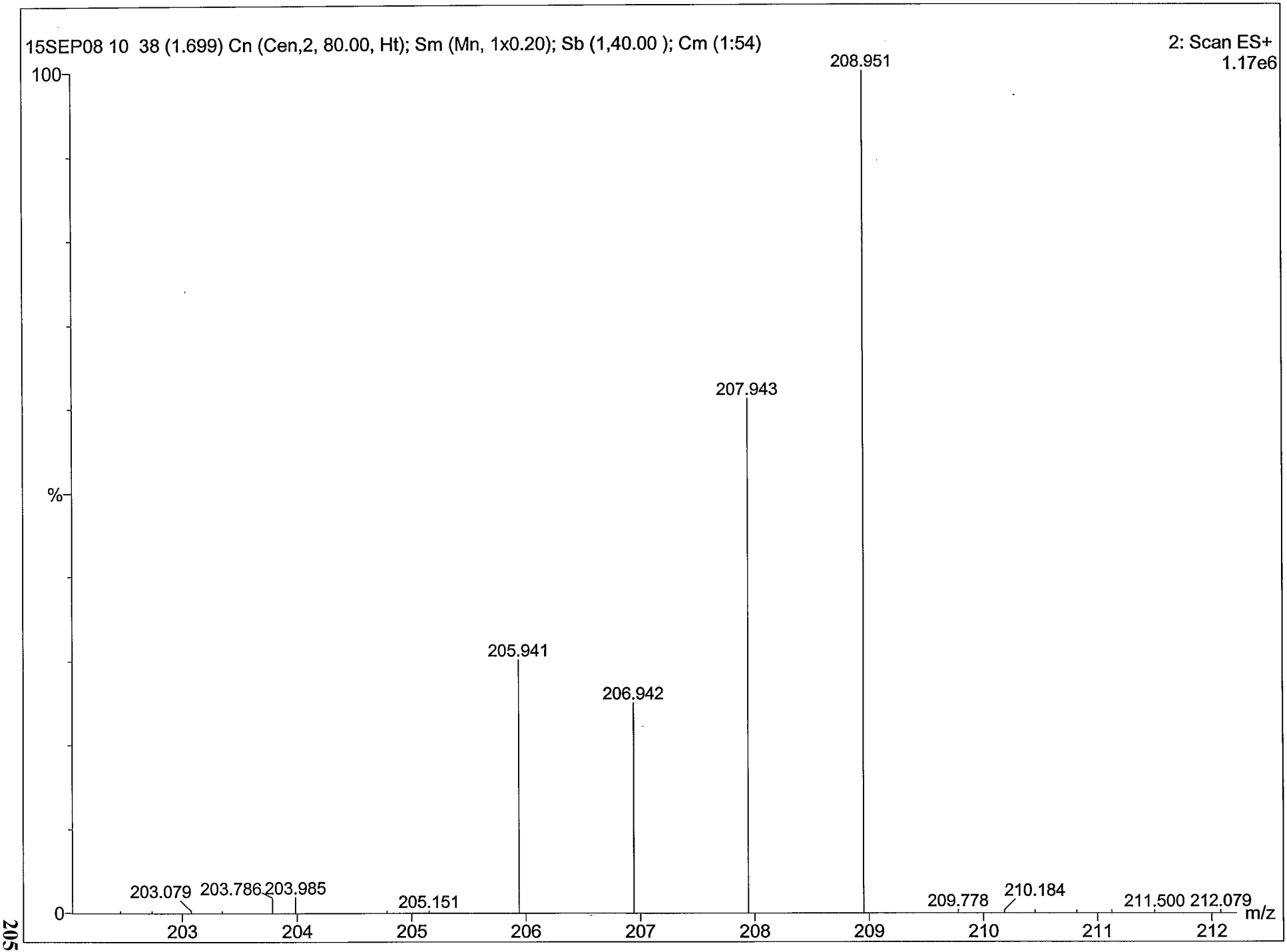
15SEP08 10 38 (1.699) Cn (Cen,2, 80.00, Ht); Sm (Mn, 1x0.20); Sb (1,40.00); Cm (1:54)
2: Scan ES+
1.17e6
100
%
0
208.951
207.943
205.941
206.942
203.079
203.786
203.985
205.151
209.778
210.184
211.500
212.079
m/z
203
204
205
206
207
208
209
210
211
212

Quantify Compound Summary Report
15SEP08A

Sample List: D:\MassLynx Projects\AUG2002.PRO\SampleDB\15SEP08A
Last modified: Mon Sep 15 16:40:38 2008
Method: D:\MassLynx Projects\AUG2002.PRO\MethDB\CD_SB_TL_U_PB_MO_AG_AS_SE+IS
Last modified: Tue Sep 16 10:04:10 2008
Job Code:

Printed: Tue Sep 16 10:05:22 2008

Compound 19: 75As

#	File name	Sample ID	PPB	CPS	IS CPS	%StdDev	Aq Date	AqTime	IS#
1	15SEP08A 01	RINSE	0.015388	1006	698996	1.645	15-Sep-08	12:38:06	13
2	15SEP08A 02	RINSE	0	857	696320	1.876	15-Sep-08	12:40:23	13
3	15SEP08A 03	RINSE	0.031828	1133	701743	1.118	15-Sep-08	12:42:57	13
4	15SEP08A 04	RINSE	0	881	698322	1.896	15-Sep-08	12:45:59	13
5	15SEP08A 05	0 STD	0	807	697577	2.105	15-Sep-08	12:49:02	13
6	15SEP08A 06	L/100 STD	0.025766	1075	693597	1.366	15-Sep-08	12:52:04	13
7	15SEP08A 07	L/20 STD	0.11484	1713	685126	0.564	15-Sep-08	12:55:07	13
8	15SEP08A 08	L/10 STD	0.22989	2576	690804	0.546	15-Sep-08	12:58:11	13
9	15SEP08A 09	LOW/2 STD	0.99590	8345	698787	0.185	15-Sep-08	13:01:14	13
10	15SEP08A 10	LOW STD	1.9480	15635	703535	0.151	15-Sep-08	13:04:17	13
11	15SEP08A 11	MID STD	3.9842	31217	702348	0.095	15-Sep-08	13:07:21	13
12	15SEP08A 12	HIGH/2 STD	10.027	77665	696111	0.041	15-Sep-08	13:10:38	13
13	15SEP08A 13	HIGH STD	19.994	157312	710563	0.033	15-Sep-08	13:14:55	13
14	15SEP08A 14	HIGH STD READBACK	20.352	158825	705210	0.032	15-Sep-08	13:20:13	13
15	15SEP08A 15	ICV	5.2539	40996	701533	0.067	15-Sep-08	13:24:30	13
16	15SEP08A 16	ICB	0.042653	1192	689012	0.859	15-Sep-08	13:31:28	13
17	15SEP08A 17	CRI_L/20	0.13661	1874	685778	0.709	15-Sep-08	13:36:46	13
18	15SEP08A 18	ICSA ①	7.3149	53369	656407	0.061	15-Sep-08	13:39:51	13
19	15SEP08A 19	ICSAB	11.476	83375	652660	0.050	15-Sep-08	13:42:54	13
20	15SEP08A 20	F080911-1MB 10X	0.033306	1137	697414	1.287	15-Sep-08	13:45:58	13
21	15SEP08A 21	F080912-1MB 10X	0.025298	1087	703604	0.814	15-Sep-08	13:50:44	13
22	15SEP08A 22	0809060-1 10X	3.2835	26017	707631	0.096	15-Sep-08	13:53:48	13
23	15SEP08A 23	0809060-2 10X	1.9561	15856	710656	0.163	15-Sep-08	13:56:54	13
24	15SEP08A 24	0809060-3 10X	5.6088	43857	703255	0.067	15-Sep-08	13:59:59	13
25	15SEP08A 25	0809060-4 10X	1.9315	15674	711005	0.182	15-Sep-08	14:03:05	13
26	15SEP08A 26	0809060-6 10X	3.3802	26296	695203	0.106	15-Sep-08	14:06:11	13
27	15SEP08A 27	CCV	4.1178	32033	697670	0.078	15-Sep-08	14:09:17	13
28	15SEP08A 28	CCB	0.030460	1105	690642	0.909	15-Sep-08	14:15:00	13
29	15SEP08A 29	0809060-7 10X	3.6977	28817	697693	0.078	15-Sep-08	14:18:04	13
30	15SEP08A 30	0809060-8 10X	6.5169	49792	687430	0.060	15-Sep-08	14:21:10	13
31	15SEP08A 31	0809076-1 10X	3.1996	24669	688128	0.097	15-Sep-08	14:24:15	13

①=do not use for As

Quantify Compound Summary Report
15SEP08A

Sample List: D:\MassLynx Projects\AUG2002.PRO\SampleDB\15SEP08A
Last modified: Mon Sep 15 16:40:38 2008
Method: D:\MassLynx Projects\AUG2002.PRO\MethDB\CD_SB_TL_U_PB_MO_AG_AS_SE+IS
Last modified: Tue Sep 16 10:04:10 2008
Job Code:

Printed: Tue Sep 16 10:05:22 2008

Compound 19: 75As

#	File name	Sample ID	PPB	CPS	IS CPS	%StdDev	Aq Date	AqTime	IS#
32	15SEP08A 32	0809076-2 10X	3.1154	24156	691572	0.090	15-Sep-08	14:27:18	13
33	15SEP08A 33	0809076-3 10X	3.0003	23070	685149	0.107	15-Sep-08	14:30:22	13
34	15SEP08A 34	0809076-4 10X	1.5581	12384	687849	0.138	15-Sep-08	14:33:26	13
35	15SEP08A 35	0809076-5 10X	6.8909	53073	692969	0.062	15-Sep-08	14:36:31	13
36	15SEP08A 36	0809076-6 10X	4.5870	35354	692154	0.105	15-Sep-08	14:39:35	13
37	15SEP08A 37	0809076-7 10X	2.4301	19209	699578	0.115	15-Sep-08	14:42:40	13
38	15SEP08A 38	0809076-8 10X	3.1014	24142	694202	0.108	15-Sep-08	14:45:46	13
39	15SEP08A 39	CCV	4.1251	31645	688012	0.095	15-Sep-08	14:48:52	13
40	15SEP08A 40	CCB	0.027899	1066	677842	1.178	15-Sep-08	14:51:57	13
41	15SEP08A 41	0809076-9 10X	3.0090	23528	696786	0.090	15-Sep-08	14:56:43	13
42	15SEP08A 42	0809076-10 10X	3.0874	24046	694505	0.122	15-Sep-08	14:59:49	13
43	15SEP08A 43	0809076-11 10X	3.2534	25013	686452	0.125	15-Sep-08	15:02:55	13
44	15SEP08A 44	0809076-11L 50X	0.68490	5929	689338	0.248	15-Sep-08	15:06:03	13
45	15SEP08A 45	0809076-11MS 10X	7.8170	58625	674653	0.073	15-Sep-08	15:09:08	13
46	15SEP08A 46	0809076-11MSD 10X	7.6772	57779	677050	0.059	15-Sep-08	15:12:12	13
47	15SEP08A 47	CCV	4.1031	31364	685498	0.091	15-Sep-08	15:15:16	13
48	15SEP08A 48	CCB	0.010091	927	670418	1.889	15-Sep-08	15:25:15	13
49	15SEP08A 49	ICSA_CEC	0	874	688803	1.914	15-Sep-08	15:31:17	13
50	15SEP08A 50	ICSAB_CEC	3.9316	30235	689199	0.093	15-Sep-08	15:34:21	13
51	15SEP08A 51	F080911-1MB 10X	0.0060181	914	682450	1.900	15-Sep-08	15:37:26	13
52	15SEP08A 52	F080912-1MB 10X	0.0071706	935	691782	1.674	15-Sep-08	15:40:31	13
53	15SEP08A 53	IP080915-21LCS 10X	4.0705	31364	690921	0.076	15-Sep-08	15:43:37	13
54	15SEP08A 54	0809060-1 10X	1.7686	14199	700114	0.166	15-Sep-08	16:30:15	13
55	15SEP08A 55	0809060-2 10X	0.38627	3742	692806	0.355	15-Sep-08	16:33:19	13
56	15SEP08A 56	0809060-3 10X	4.3140	33627	699508	0.080	15-Sep-08	16:36:24	13
57	15SEP08A 57	0809060-4 10X	0.36222	3565	693062	0.484	15-Sep-08	16:40:54	13
58	15SEP08A 58	0809060-6 10X	1.9340	15226	689827	0.139	15-Sep-08	16:43:33	13
59	15SEP08A 59	CCV	4.0543	30718	679354	0.086	15-Sep-08	16:46:21	13
60	15SEP08A 60	CCB	0.0069966	916	678656	1.719	15-Sep-08	16:49:07	13
61	15SEP08A 61	0809060-7 10X	0.18220	2201	683636	0.662	15-Sep-08	16:52:37	13
62	15SEP08A 62	0809060-8 10X	2.3882	18556	687197	0.138	15-Sep-08	16:55:23	13

RFM 9/16/08

① = do not use for As

Quantify Compound Summary Report
15SEP08A

Sample List: D:\MassLynx Projects\AUG2002.PRO\SampleDB\15SEP08A
Last modified: Mon Sep 15 16:40:38 2008
Method: D:\MassLynx Projects\AUG2002.PRO\MethDB\CD_SB_TL_U_PB_MO_AG_AS_SE+IS
Last modified: Tue Sep 16 10:04:10 2008
Job Code:

Printed: Tue Sep 16 10:05:22 2008

Compound 19: 75As

#	File name	Sample ID	PPB	CPS	IS CPS	%StdDev	Aq Date	AqTime	IS#
63	15SEP08A 63	0809076-1 10X	0.39579	3774	685801	0.488	15-Sep-08	16:58:10	13
64	15SEP08A 64	0809076-2 10X	0.33999	3375	687919	0.423	15-Sep-08	17:00:57	13
65	15SEP08A 65	0809076-3 10X	0.37449	3609	684148	0.416	15-Sep-08	17:03:45	13
66	15SEP08A 66	0809076-4 10X	0.17995	2211	691898	0.667	15-Sep-08	17:06:33	13
67	15SEP08A 67	0809076-5 10X	0.33695	3408	699276	0.414	15-Sep-08	17:09:21	13
68	15SEP08A 68	0809076-6 10X	0.31669	3190	685010	0.476	15-Sep-08	17:12:10	13
69	15SEP08A 69	0809076-7 10X	0.10671	1665	689850	0.806	15-Sep-08	17:14:58	13
70	15SEP08A 70	0809076-8 10X	0.30774	3130	686220	0.446	15-Sep-08	17:17:47	13
71	15SEP08A 71	CCV	4.0511	30621	677725	0.088	15-Sep-08	17:20:36	13
72	15SEP08A 72	CCB	0.025830	1036	668137	0.683	15-Sep-08	17:23:24	13
73	15SEP08A 73	0809076-9 10X	0.33723	3348	686546	0.321	15-Sep-08	17:26:54	13
74	15SEP08A 74	0809076-10 10X	0.28585	2947	681053	0.517	15-Sep-08	17:29:43	13
75	15SEP08A 75	0809076-11 10X	0.20945	2386	679657	0.501	15-Sep-08	17:32:32	13
76	15SEP08A 76	0809076-11L 50X	0.044496	1186	677842	0.839	15-Sep-08	17:35:19	13
77	15SEP08A 77	0809076-11MS 10X	4.2926	32474	678842	0.093	15-Sep-08	17:38:06	13
78	15SEP08A 78	0809076-11MSD 10X	4.3756	32972	676352	0.088	15-Sep-08	17:40:54	13
79	15SEP08A 79	CCV	4.0101	30251	676282	0.096	15-Sep-08	17:43:42	13
80	15SEP08A 80	CCB	0.018820	989	670138	1.621	15-Sep-08	17:46:31	13
81	15SEP08A 81	RINSE							

Quantify Compound Summary Report
15SEP08A

Sample List: D:\MassLynx Projects\AUG2002.PRO\SampleDB\15SEP08A
Last modified: Mon Sep 15 16:40:38 2008
Method: D:\MassLynx Projects\AUG2002.PRO\MethDB\CD_SB_TL_U_PB_MO_AG_AS_SE+IS
Last modified: Tue Sep 16 10:04:10 2008
Job Code:

Printed: Tue Sep 16 10:05:22 2008

Compound 3: 78Se

#	File name	Sample ID	PPB	CPS	IS CPS	%StdDev	Aq Date	AqTime	IS#
1	15SEP08A 01	RINSE	0.0086338	199	698996	2.321	15-Sep-08	12:38:06	13
2	15SEP08A 02	RINSE	0.0071802	195	696320	1.918	15-Sep-08	12:40:23	13
3	15SEP08A 03	RINSE	0.0038305	189	701743	2.300	15-Sep-08	12:42:57	13
4	15SEP08A 04	RINSE	0.010510	203	698322	2.182	15-Sep-08	12:45:59	13
5	15SEP08A 05	0 STD	0.0065740	194	697577	2.482	15-Sep-08	12:49:02	13
6	15SEP08A 06	L/100 STD	0.021945	227	693597	2.035	15-Sep-08	12:52:04	13
7	15SEP08A 07	L/20 STD	0.068817	327	685126	1.438	15-Sep-08	12:55:07	13
8	15SEP08A 08	L/10 STD	0.16160	535	690804	2.461	15-Sep-08	12:58:11	13
9	15SEP08A 09	LOW/2 STD	1.0791	2606	698787	0.387	15-Sep-08	13:01:14	13
10	15SEP08A 10	LOW STD	2.0033	4738	703535	0.296	15-Sep-08	13:04:17	13
11	15SEP08A 11	MID STD	3.9906	9329	702348	0.183	15-Sep-08	13:07:21	13
12	15SEP08A 12	HIGH/2 STD	9.9925	23366	696111	0.088	15-Sep-08	13:10:38	13
13	15SEP08A 13	HIGH STD	20.002	48108	710563	0.059	15-Sep-08	13:14:55	13
14	15SEP08A 14	HIGH STD READBACK	20.314	48483	705210	0.065	15-Sep-08	13:20:13	13
15	15SEP08A 15	ICV	5.0971	11907	701533	0.141	15-Sep-08	13:24:30	13
16	15SEP08A 16	ICB	0.026708	236	689012	1.707	15-Sep-08	13:31:28	13
17	15SEP08A 17	CRI_L/20	0.086439	366	685778	1.679	15-Sep-08	13:36:46	13
18	15SEP08A 18	ICSA (1)	0.065822	307	656407	1.680	15-Sep-08	13:39:51	13
19	15SEP08A 19	ICSAB	4.1317	8975	652660	0.220	15-Sep-08	13:42:54	13
20	15SEP08A 20	F080911-1MB 10X	0.022730	230	697414	1.739	15-Sep-08	13:45:58	13
21	15SEP08A 21	F080912-1MB 10X	0.010717	205	703604	1.998	15-Sep-08	13:50:44	13
22	15SEP08A 22	0809060-1 10X	0.79133	1981	707631	0.463	15-Sep-08	13:53:48	13
23	15SEP08A 23	0809060-2 10X	0.10214	415	710656	1.381	15-Sep-08	13:56:54	13
24	15SEP08A 24	0809060-3 10X	0.67723	1710	703255	0.675	15-Sep-08	13:59:59	13
25	15SEP08A 25	0809060-4 10X	0.10029	411	711005	1.109	15-Sep-08	14:03:05	13
26	15SEP08A 26	0809060-6 10X	1.3114	3116	695203	0.417	15-Sep-08	14:06:11	13
27	15SEP08A 27	CCV	4.2446	9856	697670	0.176	15-Sep-08	14:09:17	13
28	15SEP08A 28	CCB	0.021930	226	690642	2.118	15-Sep-08	14:15:00	13
29	15SEP08A 29	0809060-7 10X	0.15161	518	697693	2.620	15-Sep-08	14:18:04	13
30	15SEP08A 30	0809060-8 10X	0.49898	1277	687430	0.691	15-Sep-08	14:21:10	13
31	15SEP08A 31	0809076-1 10X	0.051822	291	688128	1.823	15-Sep-08	14:24:15	13

(1) = do not use for Se

Quantify Compound Summary Report
15SEP08A

Sample List: D:\MassLynx Projects\AUG2002.PRO\SampleDB\15SEP08A
Last modified: Mon Sep 15 16:40:38 2008
Method: D:\MassLynx Projects\AUG2002.PRO\MethDB\CD_SB_TL_U_PB_MO_AG_AS_SE+IS
Last modified: Tue Sep 16 10:04:10 2008
Job Code:

Printed: Tue Sep 16 10:05:22 2008

Compound 3: 78Se

#	File name	Sample ID	PPB	CPS	IS CPS	%StdDev	Aq Date	AqTime	IS#
32	15SEP08A 32	0809076-2 10X ①	0.055230	300	691572	1.645	15-Sep-08	14:27:18	13
33	15SEP08A 33	0809076-3 10X	0.045100	275	685149	1.668	15-Sep-08	14:30:22	13
34	15SEP08A 34	0809076-4 10X	0.086391	367	687849	1.457	15-Sep-08	14:33:26	13
35	15SEP08A 35	0809076-5 10X	0.075244	345	692969	1.554	15-Sep-08	14:36:31	13
36	15SEP08A 36	0809076-6 10X	0.10882	419	692154	1.420	15-Sep-08	14:39:35	13
37	15SEP08A 37	0809076-7 10X	0.064397	324	699578	1.562	15-Sep-08	14:42:40	13
38	15SEP08A 38	0809076-8 10X	0.10016	401	694202	1.491	15-Sep-08	14:45:46	13
39	15SEP08A 39	CCV	4.2155	9653	688012	0.182	15-Sep-08	14:48:52	13
40	15SEP08A 40	CCB	0.016484	210	677842	2.261	15-Sep-08	14:51:57	13
41	15SEP08A 41	0809076-9 10X	0.082909	364	696786	1.338	15-Sep-08	14:56:43	13
42	15SEP08A 42	0809076-10 10X	0.064105	321	694505	1.645	15-Sep-08	14:59:49	13
43	15SEP08A 43	0809076-11 10X	0.047593	281	686452	1.674	15-Sep-08	15:02:55	13
44	15SEP08A 44	0809076-11L 50X	0.018950	219	689338	1.758	15-Sep-08	15:06:03	13
45	15SEP08A 45	0809076-11MS 10X	4.6023	10335	674653	0.168	15-Sep-08	15:09:08	13
46	15SEP08A 46	0809076-11MSD 10X	4.6325	10440	677050	0.163	15-Sep-08	15:12:12	13
47	15SEP08A 47	CCV	4.2792	9763	685498	0.172	15-Sep-08	15:15:16	13
48	15SEP08A 48	CCB	0.018489	212	670418	2.237	15-Sep-08	15:25:15	13
49	15SEP08A 49	ICSA_CEC	0.014489	209	688803	1.822	15-Sep-08	15:31:17	13
50	15SEP08A 50	ICSAB_CEC	4.0280	9240	689199	0.183	15-Sep-08	15:34:21	13
51	15SEP08A 51	F080911-1MB 10X	0.030027	241	682450	2.128	15-Sep-08	15:37:26	13
52	15SEP08A 52	F080912-1MB 10X	0.014984	211	691782	1.933	15-Sep-08	15:40:31	13
53	15SEP08A 53	IP080915-21LCS 10X	4.1077	9446	690921	0.163	15-Sep-08	15:43:37	13
54	15SEP08A 54	0809060-1 10X	0.78736	1951	700114	0.595	15-Sep-08	16:30:15	13
55	15SEP08A 55	0809060-2 10X	0.089707	377	692806	1.323	15-Sep-08	16:33:19	13
56	15SEP08A 56	0809060-3 10X	0.63957	1616	699508	0.790	15-Sep-08	16:36:24	13
57	15SEP08A 57	0809060-4 10X	0.087391	372	693062	1.253	15-Sep-08	16:40:54	13
58	15SEP08A 58	0809060-6 10X	1.2721	3004	689827	0.426	15-Sep-08	16:43:33	13
59	15SEP08A 59	CCV	4.2644	9642	679354	0.172	15-Sep-08	16:46:21	13
60	15SEP08A 60	CCB	0.023276	225	678656	2.082	15-Sep-08	16:49:07	13
61	15SEP08A 61	0809060-7 10X	0.079195	349	683636	1.743	15-Sep-08	16:52:37	13
62	15SEP08A 62	0809060-8 10X	0.39869	1055	687197	0.870	15-Sep-08	16:55:23	13

RVM 9/16/08

① = do not use for Se

Quantify Compound Summary Report
15SEP08A

Sample List: D:\MassLynx Projects\AUG2002.PRO\SampleDB\15SEP08A
Last modified: Mon Sep 15 16:40:38 2008
Method: D:\MassLynx Projects\AUG2002.PRO\MethDB\CD_SB_TL_U_PB_MO_AG_AS_SE+IS
Last modified: Tue Sep 16 10:04:10 2008
Job Code:

Printed: Tue Sep 16 10:05:22 2008

Compound 3: 78Se

#	File name	Sample ID	PPB	CPS	IS CPS	%StdDev	Aq Date	AqTime	IS#
63	15SEP08A 63	0809076-1 10X	0.026298	234	685801	2.079	15-Sep-08	16:58:10	13
64	15SEP08A 64	0809076-2 10X	0.020517	222	687919	1.982	15-Sep-08	17:00:57	13
65	15SEP08A 65	0809076-3 10X	0.021530	223	684148	2.045	15-Sep-08	17:03:45	13
66	15SEP08A 66	0809076-4 10X	0.060134	311	691898	1.604	15-Sep-08	17:06:33	13
67	15SEP08A 67	0809076-5 10X	0.010386	203	699276	2.051	15-Sep-08	17:09:21	13
68	15SEP08A 68	0809076-6 10X	0.068386	326	685010	1.331	15-Sep-08	17:12:10	13
69	15SEP08A 69	0809076-7 10X	0.030656	245	689850	1.668	15-Sep-08	17:14:58	13
70	15SEP08A 70	0809076-8 10X	0.078139	348	686220	1.585	15-Sep-08	17:17:47	13
71	15SEP08A 71	CCV	4.2755	9644	677725	0.165	15-Sep-08	17:20:36	13
72	15SEP08A 72	CCB	0.021633	218	668137	2.397	15-Sep-08	17:23:24	13
73	15SEP08A 73	0809076-9 10X	0.061228	311	686546	1.352	15-Sep-08	17:26:54	13
74	15SEP08A 74	0809076-10 10X	0.044478	272	681053	1.511	15-Sep-08	17:29:43	13
75	15SEP08A 75	0809076-11 10X	0.023583	226	679657	2.270	15-Sep-08	17:32:32	13
76	15SEP08A 76	0809076-11L 50X	0.010950	198	677842	2.013	15-Sep-08	17:35:19	13
77	15SEP08A 77	0809076-11MS 10X	4.1746	9432	678842	0.161	15-Sep-08	17:38:06	13
78	15SEP08A 78	0809076-11MSD 10X	4.1558	9355	676352	0.175	15-Sep-08	17:40:54	13
79	15SEP08A 79	CCV	4.2136	9484	676282	0.147	15-Sep-08	17:43:42	13
80	15SEP08A 80	CCB	0.023194	222	670138	2.281	15-Sep-08	17:46:31	13
81	15SEP08A 81	RINSE							

REM 9-16-08

Quantify Compound Summary Report
15SEP08A

Sample List: D:\MassLynx Projects\AUG2002.PRO\SampleDB\15SEP08A
Last modified: Mon Sep 15 16:40:38 2008
Method: D:\MassLynx Projects\AUG2002.PRO\MethDB\CD_SB_TL_U_PB_MO_AG_AS_SE+IS
Last modified: Tue Sep 16 10:04:10 2008
Job Code:

Printed: Tue Sep 16 10:05:22 2008

Compound 6: 1Cadmium

#	File name	Sample ID	PPB	CPS	IS CPS	%StdDev	Aq Date	AqTime	IS#
1	15SEP08A 01	RINSE	0.0020732	62	1575028	0.000	15-Sep-08	12:38:06	1
2	15SEP08A 02	RINSE	0.0027640	70	1560483	0.000	15-Sep-08	12:40:23	1
3	15SEP08A 03	RINSE	0.0025794	68	1567232	0.000	15-Sep-08	12:42:57	1
4	15SEP08A 04	RINSE	0.0024454	66	1559482	0.000	15-Sep-08	12:45:59	1
5	15SEP08A 05	0 STD	0.0028449	70	1538607	0.000	15-Sep-08	12:49:02	1
6	15SEP08A 06	L/100 STD	0.0096329	154	1548148	0.000	15-Sep-08	12:52:04	1
7	15SEP08A 07	L/20 STD	0.037242	486	1526226	0.000	15-Sep-08	12:55:07	1
8	15SEP08A 08	L/10 STD	0.10013	1262	1539188	0.000	15-Sep-08	12:58:11	1
9	15SEP08A 09	LOW/2 STD	0.49959	6253	1549103	0.000	15-Sep-08	13:01:14	1
10	15SEP08A 10	LOW STD	0.99161	12527	1551174	0.000	15-Sep-08	13:04:17	1
11	15SEP08A 11	MID STD	2.0376	26007	1538327	0.000	15-Sep-08	13:07:21	1
12	15SEP08A 12	HIGH/2 STD	4.9800	65971	1539002	0.000	15-Sep-08	13:10:38	1
13	15SEP08A 13	HIGH STD	10.004	134542	1554292	0.000	15-Sep-08	13:14:55	1
14	15SEP08A 14	HIGH STD READBACK	9.9463	134156	1558272	0.000	15-Sep-08	13:20:13	1
15	15SEP08A 15	ICV	2.5546	32852	1537187	0.000	15-Sep-08	13:24:30	1
16	15SEP08A 16	ICB	0.0069046	118	1521385	0.000	15-Sep-08	13:31:28	1
17	15SEP08A 17	CRI_L/20	0.046033	595	1530880	0.000	15-Sep-08	13:36:46	1
18	15SEP08A 18	ICSA	0	28	1424407	0.000	15-Sep-08	13:39:51	1
19	15SEP08A 19	ICSAB	1.9079	22405	1418473	0.000	15-Sep-08	13:42:54	1
20	15SEP08A 20	F080911-1MB 10X	0.0043805	89	1541772	0.000	15-Sep-08	13:45:58	1
21	15SEP08A 21	F080912-1MB 10X	0.0026537	67	1532230	0.000	15-Sep-08	13:50:44	1
22	15SEP08A 22	0809060-1 10X	0.0071427	124	1559343	0.000	15-Sep-08	13:53:48	1
23	15SEP08A 23	0809060-2 10X	0.0021171	62	1566743	0.000	15-Sep-08	13:56:54	1
24	15SEP08A 24	0809060-3 10X	0.015361	225	1551290	0.000	15-Sep-08	13:59:59	1
25	15SEP08A 25	0809060-4 10X	0.0030642	72	1529763	0.000	15-Sep-08	14:03:05	1
26	15SEP08A 26	0809060-6 10X	0.030123	400	1527831	0.000	15-Sep-08	14:06:11	1
27	15SEP08A 27	CCV	2.0368	25639	1517196	0.000	15-Sep-08	14:09:17	1
28	15SEP08A 28	CCB	0.0044022	87	1509795	0.000	15-Sep-08	14:15:00	1
29	15SEP08A 29	0809060-7 10X	0.0057440	104	1521129	0.000	15-Sep-08	14:18:04	1
30	15SEP08A 30	0809060-8 10X	0.021923	298	1512192	0.000	15-Sep-08	14:21:10	1
31	15SEP08A 31	0809076-1 10X	0.0018124	56	1517661	0.000	15-Sep-08	14:24:15	1

Quantify Compound Summary Report
15SEP08A

Sample List: D:\MassLynx Projects\AUG2002.PRO\SampleDB\15SEP08A
Last modified: Mon Sep 15 16:40:38 2008
Method: D:\MassLynx Projects\AUG2002.PRO\MethDB\CD_SB_TL_U_PB_MO_AG_AS_SE+IS
Last modified: Tue Sep 16 10:04:10 2008
Job Code:

Printed: Tue Sep 16 10:05:22 2008

Compound 6: 1Cadmium

#	File name	Sample ID	PPB	CPS	IS CPS	%StdDev	Aq Date	AqTime	IS#
32	15SEP08A 32	0809076-2 10X	0.0016207	54	1507561	0.000	15-Sep-08	14:27:18	1
33	15SEP08A 33	0809076-3 10X	0.0019223	57	1496762	0.000	15-Sep-08	14:30:22	1
34	15SEP08A 34	0809076-4 10X	0.0022458	62	1521687	0.000	15-Sep-08	14:33:26	1
35	15SEP08A 35	0809076-5 10X	0.0067339	113	1489292	0.000	15-Sep-08	14:36:31	1
36	15SEP08A 36	0809076-6 10X	0.0055764	101	1501533	0.000	15-Sep-08	14:39:35	1
37	15SEP08A 37	0809076-7 10X	0.0035848	78	1515171	0.000	15-Sep-08	14:42:40	1
38	15SEP08A 38	0809076-8 10X	0.0047455	90	1497716	0.000	15-Sep-08	14:45:46	1
39	15SEP08A 39	CCV	2.0323	25166	1492596	0.000	15-Sep-08	14:48:52	1
40	15SEP08A 40	CCB	0.0043297	85	1488873	0.000	15-Sep-08	14:51:57	1
41	15SEP08A 41	0809076-9 10X	0.0058907	105	1517359	0.000	15-Sep-08	14:56:43	1
42	15SEP08A 42	0809076-10 10X	0.0032972	74	1509795	0.000	15-Sep-08	14:59:49	1
43	15SEP08A 43	0809076-11 10X	0.0024620	63	1498252	0.000	15-Sep-08	15:02:55	1
44	15SEP08A 44	Rerun 9-16-08 0809076-11L 50X	0.0038050	80	1507026	0.000	15-Sep-08	15:06:03	1
45	15SEP08A 45	0809076-11MS 10X	2.1241	26143	1481309	0.000	15-Sep-08	15:09:08	1
46	15SEP08A 46	0809076-11MSD 10X	2.0922	25659	1476771	0.000	15-Sep-08	15:12:12	1
47	15SEP08A 47	CCV	2.0403	25234	1490618	0.000	15-Sep-08	15:15:16	1
48	15SEP08A 48	CCB	0.0045740	86	1460922	0.000	15-Sep-08	15:25:15	1
49	15SEP08A 49	ICSA_CEC As, Se only	0.036133	468	1509283	0.000	15-Sep-08	15:31:17	1
50	15SEP08A 50	ICSAB_CEC	0.068321	852	1504233	0.000	15-Sep-08	15:34:21	1
51	15SEP08A 51	F080911-1MB 10X	0	18	1503302	0.000	15-Sep-08	15:37:26	1
52	15SEP08A 52	F080912-1MB 10X	0.0027054	67	1518336	0.000	15-Sep-08	15:40:31	1
53	15SEP08A 53	IP080915-21LCS 10X	0.00031852	38	1524457	0.000	15-Sep-08	15:43:37	1
54	15SEP08A 54	0809060-1 10X	0.0038476	83	1553804	0.000	15-Sep-08	16:30:15	1
55	15SEP08A 55	0809060-2 10X	0.0010954	48	1537676	0.000	15-Sep-08	16:33:19	1
56	15SEP08A 56	0809060-3 10X	0.0047088	92	1532742	0.000	15-Sep-08	16:36:24	1
57	15SEP08A 57	0809060-4 10X	0.00081330	45	1533952	0.000	15-Sep-08	16:40:54	1
58	15SEP08A 58	0809060-6 10X	0	0	1516660	0.000	15-Sep-08	16:43:33	1
59	15SEP08A 59	CCV	2.0178	24764	1479703	0.000	15-Sep-08	16:46:21	1
60	15SEP08A 60	CCB	0.0060516	104	1463436	0.000	15-Sep-08	16:49:07	1
61	15SEP08A 61	0809060-7 10X	0.0023469	62	1494295	0.000	15-Sep-08	16:52:37	1
62	15SEP08A 62	0809060-8 10X	0	0	1500253	0.000	15-Sep-08	16:55:23	1

Quantify Compound Summary Report
15SEP08A

Sample List: D:\MassLynx Projects\AUG2002.PRO\SampleDB\15SEP08A
Last modified: Mon Sep 15 16:40:38 2008
Method: D:\MassLynx Projects\AUG2002.PRO\MethDB\CD_SB_TL_U_PB_MO_AG_AS_SE+IS
Last modified: Tue Sep 16 10:04:10 2008
Job Code:

Printed: Tue Sep 16 10:05:22 2008

Compound 6: 1Cadmium

As, Se only

#	File name	Sample ID	PPB	CPS	IS CPS	%StdDev	Aq Date	AqTime	IS#
63	15SEP08A 63	0809076-1 10X	0.00074026	43	1510284	0.000	15-Sep-08	16:58:10	1
64	15SEP08A 64	0809076-2 10X	0.00092727	45	1492271	0.000	15-Sep-08	17:00:57	1
65	15SEP08A 65	0809076-3 10X	0.0011104	47	1504000	0.000	15-Sep-08	17:03:45	1
66	15SEP08A 66	0809076-4 10X	0.0010197	46	1501975	0.000	15-Sep-08	17:06:33	1
67	15SEP08A 67	0809076-5 10X	0.0020320	59	1510121	0.000	15-Sep-08	17:09:21	1
68	15SEP08A 68	0809076-6 10X	0.0013088	50	1510447	0.000	15-Sep-08	17:12:10	1
69	15SEP08A 69	0809076-7 10X	0.0010376	47	1514054	0.000	15-Sep-08	17:14:58	1
70	15SEP08A 70	0809076-8 10X	0.0011858	49	1513542	0.000	15-Sep-08	17:17:47	1
71	15SEP08A 71	CCV	2.0258	24650	1466903	0.000	15-Sep-08	17:20:36	1
72	15SEP08A 72	CCB	0.0068504	112	1451823	0.000	15-Sep-08	17:23:24	1
73	15SEP08A 73	0809076-9 10X	0.0033413	74	1499462	0.000	15-Sep-08	17:26:54	1
74	15SEP08A 74	0809076-10 10X	0.0017953	55	1487942	0.000	15-Sep-08	17:29:43	1
75	15SEP08A 75	0809076-11 10X	0.0016536	53	1489082	0.000	15-Sep-08	17:32:32	1
76	15SEP08A 76	0809076-11L 50X	0.0023486	60	1458479	0.000	15-Sep-08	17:35:19	1
77	15SEP08A 77	0809076-11MS 10X	0.0031109	70	1480308	0.000	15-Sep-08	17:38:06	1
78	15SEP08A 78	0809076-11MSD 10X	0.0019998	57	1472535	0.000	15-Sep-08	17:40:54	1
79	15SEP08A 79	CCV	2.0121	24398	1462132	0.000	15-Sep-08	17:43:42	1
80	15SEP08A 80	CCB	0.0083433	123	1381888	0.000	15-Sep-08	17:46:31	1
81	15SEP08A 81	RINSE							

REM 9-16-08

Quantify Compound Summary Report
15SEP08A

Sample List: D:\MassLynx Projects\AUG2002.PRO\SampleDB\15SEP08A
Last modified: Mon Sep 15 16:40:38 2008
Method: D:\MassLynx Projects\AUG2002.PRO\MethDB\CD_SB_TL_U_PB_MO_AG_AS_SE+IS
Last modified: Tue Sep 16 10:04:10 2008
Job Code:

Printed: Tue Sep 16 10:05:22 2008

Compound 18: 0Lead

#	File name	Sample ID	PPB	CPS	IS CPS	%StdDev	Aq Date	AqTime	IS#
1	15SEP08A 01	RINSE	0.0044143	498	1079110	0.000	15-Sep-08	12:38:06	7
2	15SEP08A 02	RINSE	0.0046593	526	1075270	0.000	15-Sep-08	12:40:23	7
3	15SEP08A 03	RINSE	0.0072076	836	1075759	0.000	15-Sep-08	12:42:57	7
4	15SEP08A 04	RINSE	0.0045835	520	1081949	0.000	15-Sep-08	12:45:59	7
5	15SEP08A 05	0 STD	0.0038274	424	1072943	0.000	15-Sep-08	12:49:02	7
6	15SEP08A 06	L/100 STD	0.051251	6125	1064448	0.000	15-Sep-08	12:52:04	7
7	15SEP08A 07	L/20 STD	0.23454	28142	1063052	0.000	15-Sep-08	12:55:07	7
8	15SEP08A 08	L/10 STD	0.47786	58014	1074432	0.000	15-Sep-08	12:58:11	7
9	15SEP08A 09	LOW/2 STD	2.4886	302738	1072989	0.000	15-Sep-08	13:01:14	7
10	15SEP08A 10	LOW STD	5.0260	615203	1076015	0.000	15-Sep-08	13:04:17	7
11	15SEP08A 11	MID STD	10.054	1237015	1075270	0.000	15-Sep-08	13:07:21	7
12	15SEP08A 12	HIGH/2 STD	24.960	3088850	1068498	0.000	15-Sep-08	13:10:38	7
13	15SEP08A 13	HIGH STD	50.008	6247634	1075735	0.000	15-Sep-08	13:14:55	7
14	15SEP08A 14	HIGH STD READBACK	49.980	6287338	1083159	0.000	15-Sep-08	13:20:13	7
15	15SEP08A 15	ICV	13.074	1599354	1065751	0.000	15-Sep-08	13:24:30	7
16	15SEP08A 16	ICB	0.031763	3725	1048739	0.000	15-Sep-08	13:31:28	7
17	15SEP08A 17	CRI_L/20	0.26070	31158	1058676	0.000	15-Sep-08	13:36:46	7
18	15SEP08A 18	ICSA	0.051816	5453	937263	0.000	15-Sep-08	13:39:51	7
19	15SEP08A 19	ICSAB	10.383	1111656	935331	0.000	15-Sep-08	13:42:54	7
20	15SEP08A 20	F080911-1MB 10X	0.021623	2581	1072733	0.000	15-Sep-08	13:45:58	7
21	15SEP08A 21	F080912-1MB 10X	0.012007	1408	1067078	0.000	15-Sep-08	13:50:44	7
22	15SEP08A 22	0809060-1 10X	0.010152	1183	1065914	0.000	15-Sep-08	13:53:48	7
23	15SEP08A 23	0809060-2 10X	0.0098837	1166	1080111	0.000	15-Sep-08	13:56:54	7
24	15SEP08A 24	0809060-3 10X	0.012006	1399	1060399	0.000	15-Sep-08	13:59:59	7
25	15SEP08A 25	0809060-4 10X	0.0060189	685	1065635	0.000	15-Sep-08	14:03:05	7
26	15SEP08A 26	0809060-6 10X	0.012004	1380	1046132	0.000	15-Sep-08	14:06:11	7
27	15SEP08A 27	CCV	9.9465	1205504	1059282	0.000	15-Sep-08	14:09:17	7
28	15SEP08A 28	CCB	0.014467	1692	1059212	0.000	15-Sep-08	14:15:00	7
29	15SEP08A 29	0809060-7 10X	0.010166	1154	1038313	0.000	15-Sep-08	14:18:04	7
30	15SEP08A 30	0809060-8 10X	0.0095585	1066	1022278	0.000	15-Sep-08	14:21:10	7
31	15SEP08A 31	0809076-1 10X	0.011119	1261	1034333	0.000	15-Sep-08	14:24:15	7

Quantify Compound Summary Report
15SEP08A

Sample List: D:\MassLynx Projects\AUG2002.PRO\SampleDB\15SEP08A
Last modified: Mon Sep 15 16:40:38 2008
Method: D:\MassLynx Projects\AUG2002.PRO\MethDB\CD_SB_TL_U_PB_MO_AG_AS_SE+IS
Last modified: Tue Sep 16 10:04:10 2008
Job Code:

Printed: Tue Sep 16 10:05:22 2008

Compound 18: 0Lead

#	File name	Sample ID	PPB	CPS	IS CPS	%StdDev	Aq Date	AqTime	IS#
32	15SEP08A 32	0809076-2 10X	0.0074786	833	1031261	0.000	15-Sep-08	14:27:18	7
33	15SEP08A 33	0809076-3 10X	0.0061662	676	1025094	0.000	15-Sep-08	14:30:22	7
34	15SEP08A 34	0809076-4 10X	0.021209	2468	1046063	0.000	15-Sep-08	14:33:26	7
35	15SEP08A 35	0809076-5 10X	0.0087486	943	991325	0.000	15-Sep-08	14:36:31	7
36	15SEP08A 36	0809076-6 10X	0.0063866	704	1028701	0.000	15-Sep-08	14:39:35	7
37	15SEP08A 37	0809076-7 10X	0.010143	1143	1030819	0.000	15-Sep-08	14:42:40	7
38	15SEP08A 38	0809076-8 10X	0.0064870	720	1034938	0.000	15-Sep-08	14:45:46	7
39	15SEP08A 39	CCV	9.9819	1201443	1051927	0.000	15-Sep-08	14:48:52	7
40	15SEP08A 40	CCB	0.020564	2376	1039220	0.000	15-Sep-08	14:51:57	7
41	15SEP08A 41	0809076-9 10X	0.022772	2674	1054441	0.000	15-Sep-08	14:56:43	7
42	15SEP08A 42	0809076-10 10X	0.010227	1172	1047994	0.000	15-Sep-08	14:59:49	7
43	15SEP08A 43	0809076-11 10X	0.0071854	800	1032774	0.000	15-Sep-08	15:02:55	7
44	15SEP08A 44	0809076-11L 50X	0.0061083	688	1053743	0.000	15-Sep-08	15:06:03	7
45	15SEP08A 45	0809076-11MS 10X	10.788	1260375	1020207	0.000	15-Sep-08	15:09:08	7
46	15SEP08A 46	0809076-11MSD 10X	10.767	1258682	1020858	0.000	15-Sep-08	15:12:12	7
47	15SEP08A 47	CCV	9.9988	1207034	1055023	0.000	15-Sep-08	15:15:16	7
48	15SEP08A 48	CCB	0.014712	1672	1028887	0.000	15-Sep-08	15:25:15	7
49	15SEP08A 49	ICSA_CEC	0.0087332	1022	1076340	0.000	15-Sep-08	15:31:17	7
50	15SEP08A 50	ICSAB_CEC	0.010796	1275	1078086	0.000	15-Sep-08	15:34:21	7
51	15SEP08A 51	F080911-1MB 10X	0.0091101	1045	1053324	0.000	15-Sep-08	15:37:26	7
52	15SEP08A 52	F080912-1MB 10X	0.010639	1242	1066240	0.000	15-Sep-08	15:40:31	7
53	15SEP08A 53	IP080915-21LCS 10X	0.0065120	749	1072268	0.000	15-Sep-08	15:43:37	7
54	15SEP08A 54	0809060-1 10X	0.0034415	377	1072338	0.000	15-Sep-08	16:30:15	7
55	15SEP08A 55	0809060-2 10X	0.0032704	356	1071523	0.000	15-Sep-08	16:33:19	7
56	15SEP08A 56	0809060-3 10X	0.0034712	384	1081926	0.000	15-Sep-08	16:36:24	7
57	15SEP08A 57	0809060-4 10X	0.0046358	522	1072919	0.000	15-Sep-08	16:40:54	7
58	15SEP08A 58	0809060-6 10X	0.0031866	345	1068893	0.000	15-Sep-08	16:43:33	7
59	15SEP08A 59	CCV	9.9589	1190126	1044457	0.000	15-Sep-08	16:46:21	7
60	15SEP08A 60	CCB	0.027956	3196	1023814	0.000	15-Sep-08	16:49:07	7
61	15SEP08A 61	0809060-7 10X	0.012354	1441	1060631	0.000	15-Sep-08	16:52:37	7
62	15SEP08A 62	0809060-8 10X	0.0068940	798	1075922	0.000	15-Sep-08	16:55:23	7

RSM 9-16-08

As Se only

Quantify Compound Summary Report
15SEP08A

Sample List: D:\MassLynx Projects\AUG2002.PRO\SampleDB\15SEP08A
Last modified: Mon Sep 15 16:40:38 2008
Method: D:\MassLynx Projects\AUG2002.PRO\MethDB\CD_SB_TL_U_PB_MO_AG_AS_SE+IS
Last modified: Tue Sep 16 10:04:10 2008
Job Code:

Printed: Tue Sep 16 10:05:22 2008

Compound 18: 0Lead

As, Se only

#	File name	Sample ID	PPB	CPS	IS CPS	%StdDev	Aq Date	AqTime	IS#
63	15SEP08A 63	0809076-1 10X	0.0050499	568	1065030	0.000	15-Sep-08	16:58:10	7
64	15SEP08A 64	0809076-2 10X	0.0045705	512	1068567	0.000	15-Sep-08	17:00:57	7
65	15SEP08A 65	0809076-3 10X	0.0032947	356	1062726	0.000	15-Sep-08	17:03:45	7
66	15SEP08A 66	0809076-4 10X	0.0050483	570	1069149	0.000	15-Sep-08	17:06:33	7
67	15SEP08A 67	0809076-5 10X	0.0037169	410	1071360	0.000	15-Sep-08	17:09:21	7
68	15SEP08A 68	0809076-6 10X	0.0035312	389	1075456	0.000	15-Sep-08	17:12:10	7
69	15SEP08A 69	0809076-7 10X	0.0031629	345	1077830	0.000	15-Sep-08	17:14:58	7
70	15SEP08A 70	0809076-8 10X	0.0030252	328	1077062	0.000	15-Sep-08	17:17:47	7
71	15SEP08A 71	CCV	9.9026	1186339	1047110	0.000	15-Sep-08	17:20:36	7
72	15SEP08A 72	CCB	0.031023	3543	1021533	0.000	15-Sep-08	17:23:24	7
73	15SEP08A 73	0809076-9 10X	0.013999	1636	1059235	0.000	15-Sep-08	17:26:54	7
74	15SEP08A 74	0809076-10 10X	0.0070510	805	1060003	0.000	15-Sep-08	17:29:43	7
75	15SEP08A 75	0809076-11 10X	0.0048342	542	1064960	0.000	15-Sep-08	17:32:32	7
76	15SEP08A 76	0809076-11L 50X	0.0050462	553	1037731	0.000	15-Sep-08	17:35:19	7
77	15SEP08A 77	0809076-11MS 10X	0.0079442	908	1055372	0.000	15-Sep-08	17:38:06	7
78	15SEP08A 78	0809076-11MSD 10X	0.0072247	822	1055116	0.000	15-Sep-08	17:40:54	7
79	15SEP08A 79	CCV	9.8559	1176011	1042967	0.000	15-Sep-08	17:43:42	7
80	15SEP08A 80	CCB	0.035136	4023	1022860	0.000	15-Sep-08	17:46:31	7
81	15SEP08A 81	RINSE							

Pending 9-16-08

Quantify Compound Summary Report
15SEP08A

Sample List: D:\MassLynx Projects\AUG2002.PRO\SampleDB\15SEP08A
Last modified: Mon Sep 15 16:40:38 2008
Method: D:\MassLynx Projects\AUG2002.PRO\MethDB\CD_SB_TL_U_PB_MO_AG_AS_SE+IS
Last modified: Tue Sep 16 10:04:10 2008
Job Code:

Printed: Tue Sep 16 10:05:22 2008

Compound 23: 109Ag

#	File name	Sample ID	PPB	CPS	IS CPS	%StdDev	Aq Date	AqTime	IS#
1	15SEP08A 01	RINSE	0.0015961	62	1415308	7.216	15-Sep-08	12:38:06	2
2	15SEP08A 02	RINSE	0.0019155	79	1409280	5.283	15-Sep-08	12:40:23	2
3	15SEP08A 03	RINSE	0.0019772	83	1420707	5.069	15-Sep-08	12:42:57	2
4	15SEP08A 04	RINSE	0.0017419	70	1417053	5.254	15-Sep-08	12:45:59	2
5	15SEP08A 05	0 STD	0.0018760	77	1411817	4.414	15-Sep-08	12:49:02	2
6	15SEP08A 06	L/100 STD	0.0085097	430	1391732	2.401	15-Sep-08	12:52:04	2
7	15SEP08A 07	L/20 STD	0.049762	2635	1392314	0.412	15-Sep-08	12:55:07	2
8	15SEP08A 08	L/10 STD	0.096986	5184	1397946	0.290	15-Sep-08	12:58:11	2
9	15SEP08A 09	LOW/2 STD	0.49401	27033	1415796	0.089	15-Sep-08	13:01:14	2
10	15SEP08A 10	LOW STD	1.0015	55257	1414912	0.058	15-Sep-08	13:04:17	2
11	15SEP08A 11	MID STD	2.0172	112012	1402996	0.038	15-Sep-08	13:07:21	2
12	15SEP08A 12	HIGH/2 STD	4.9900	284224	1399366	0.026	15-Sep-08	13:10:38	2
13	15SEP08A 13	HIGH STD	10.002	577047	1418380	0.016	15-Sep-08	13:14:55	2
14	15SEP08A 14	HIGH STD READBACK	10.002	577350	1419078	0.016	15-Sep-08	13:20:13	2
15	15SEP08A 15	ICV	2.6385	148381	1409978	0.030	15-Sep-08	13:24:30	2
16	15SEP08A 16	ICB	0.0063233	310	1377140	3.248	15-Sep-08	13:31:28	2
17	15SEP08A 17	CRI_L/20	0.054154	2868	1391360	0.430	15-Sep-08	13:36:46	2
18	15SEP08A 18	ICSA	0.028964	1334	1219561	0.958	15-Sep-08	13:39:51	2
19	15SEP08A 19	ICSAB	1.9969	96230	1217908	0.046	15-Sep-08	13:42:54	2
20	15SEP08A 20	F080911-1MB 10X	0.0052223	256	1399855	2.839	15-Sep-08	13:45:58	2
21	15SEP08A 21	F080912-1MB 10X	0.0031083	143	1404742	5.206	15-Sep-08	13:50:44	2
22	15SEP08A 22	0809060-1 10X	0.0030286	137	1387450	3.201	15-Sep-08	13:53:48	2
23	15SEP08A 23	0809060-2 10X	0.0028653	128	1384076	3.671	15-Sep-08	13:56:54	2
24	15SEP08A 24	0809060-3 10X	0.0025925	115	1402112	4.066	15-Sep-08	13:59:59	2
25	15SEP08A 25	0809060-4 10X	0.0022806	96	1370275	4.385	15-Sep-08	14:03:05	2
26	15SEP08A 26	0809060-6 10X	0.0023063	97	1365364	5.246	15-Sep-08	14:06:11	2
27	15SEP08A 27	CCV	2.0159	111091	1392361	0.045	15-Sep-08	14:09:17	2
28	15SEP08A 28	CCB	0.0042074	199	1382400	3.412	15-Sep-08	14:15:00	2
29	15SEP08A 29	0809060-7 10X	0.0033957	152	1347282	4.133	15-Sep-08	14:18:04	2
30	15SEP08A 30	0809060-8 10X	0.0030430	133	1339462	3.473	15-Sep-08	14:21:10	2
31	15SEP08A 31	0809076-1 10X	0.0028676	125	1350354	3.164	15-Sep-08	14:24:15	2

Quantify Compound Summary Report
15SEP08A

Sample List: D:\MassLynx Projects\AUG2002.PRO\SampleDB\15SEP08A
Last modified: Mon Sep 15 16:40:38 2008
Method: D:\MassLynx Projects\AUG2002.PRO\MethDB\CD_SB_TL_U_PB_MO_AG_AS_SE+IS
Last modified: Tue Sep 16 10:04:10 2008
Job Code:

Printed: Tue Sep 16 10:05:22 2008

Compound 23: 109Ag

#	File name	Sample ID	PPB	CPS	IS CPS	%StdDev	Aq Date	AqTime	IS#
32	15SEP08A 32	0809076-2 10X	0.0029999	130	1331386	4.573	15-Sep-08	14:27:18	2
33	15SEP08A 33	0809076-3 10X	0.0028514	122	1326871	3.852	15-Sep-08	14:30:22	2
34	15SEP08A 34	0809076-4 10X	0.0030762	135	1342371	3.304	15-Sep-08	14:33:26	2
35	15SEP08A 35	0809076-5 10X	0.0035276	153	1297943	3.670	15-Sep-08	14:36:31	2
36	15SEP08A 36	0809076-6 10X	0.0027359	116	1325475	4.229	15-Sep-08	14:39:35	2
37	15SEP08A 37	0809076-7 10X	0.0030461	135	1357940	3.791	15-Sep-08	14:42:40	2
38	15SEP08A 38	0809076-8 10X	0.0027361	117	1336739	4.504	15-Sep-08	14:45:46	2
39	15SEP08A 39	CCV	2.0242	108374	1352611	0.042	15-Sep-08	14:48:52	2
40	15SEP08A 40	CCB	0.0041679	192	1347980	3.047	15-Sep-08	14:51:57	2
41	15SEP08A 41	0809076-9 10X	0.0045232	210	1345606	4.137	15-Sep-08	14:56:43	2
42	15SEP08A 42	0809076-10 10X	0.0030591	134	1341184	3.561	15-Sep-08	14:59:49	2
43	15SEP08A 43	0809076-11 10X	0.0028450	121	1319494	4.059	15-Sep-08	15:02:55	2
44	15SEP08A 44	0809076-11L 50X	0.0022743	94	1346420	4.277	15-Sep-08	15:06:03	2
45	15SEP08A 45	0809076-11MS 10X	2.1757	112849	1307764	0.030	15-Sep-08	15:09:08	2
46	15SEP08A 46	0809076-11MSD 10X	2.1696	112463	1307090	0.038	15-Sep-08	15:12:12	2
47	15SEP08A 47	CCV	2.0297	108986	1356428	0.042	15-Sep-08	15:15:16	2
48	15SEP08A 48	CCB	0.0038039	171	1330991	3.485	15-Sep-08	15:25:15	2
49	15SEP08A 49	ICSA_CEC	0.013775	691	1352402	1.863	15-Sep-08	15:31:17	2
50	15SEP08A 50	ICSAB_CEC	2.0505	109498	1348655	0.036	15-Sep-08	15:34:21	2
51	15SEP08A 51	F080911-1MB 10X	0.0063607	306	1350772	2.263	15-Sep-08	15:37:26	2
52	15SEP08A 52	F080912-1MB 10X	0.0047884	225	1353519	2.978	15-Sep-08	15:40:31	2
53	15SEP08A 53	IP080915-21LCS 10X	2.0567	110561	1357522	0.044	15-Sep-08	15:43:37	2
54	15SEP08A 54	0809060-1 10X	0.0043193	207	1396364	2.179	15-Sep-08	16:30:15	2
55	15SEP08A 55	0809060-2 10X	0.0029837	134	1381143	4.528	15-Sep-08	16:33:19	2
56	15SEP08A 56	0809060-3 10X	0.0024911	108	1382307	4.142	15-Sep-08	16:36:24	2
57	15SEP08A 57	0809060-4 10X	0.0025533	110	1366226	4.914	15-Sep-08	16:40:54	2
58	15SEP08A 58	0809060-6 10X	0.0032319	144	1351587	3.372	15-Sep-08	16:43:33	2
59	15SEP08A 59	CCV	2.0303	108128	1345373	0.045	15-Sep-08	16:46:21	2
60	15SEP08A 60	CCB	0.0050064	233	1334505	3.307	15-Sep-08	16:49:07	2
61	15SEP08A 61	0809060-7 10X	0.0044744	208	1348980	3.213	15-Sep-08	16:52:37	2
62	15SEP08A 62	0809060-8 10X	0.0038215	175	1354985	2.726	15-Sep-08	16:55:23	2

PEM 9-16-08

As, Se only

Quantify Compound Summary Report
15SEP08A

Sample List: D:\MassLynx Projects\AUG2002.PRO\SampleDB\15SEP08A
Last modified: Mon Sep 15 16:40:38 2008
Method: D:\MassLynx Projects\AUG2002.PRO\MethDB\CD_SB_TL_U_PB_MO_AG_AS_SE+IS
Last modified: Tue Sep 16 10:04:10 2008
Job Code:

Printed: Tue Sep 16 10:05:22 2008

Compound 23: 109Ag

As only

#	File name	Sample ID	PPB	CPS	IS CPS	%StdDev	Aq Date	AqTime	IS#
63	15SEP08A 63	0809076-1 10X	0.0034679	155	1340951	3.611	15-Sep-08	16:58:10	2
64	15SEP08A 64	0809076-2 10X	0.0030434	134	1349283	3.263	15-Sep-08	17:00:57	2
65	15SEP08A 65	0809076-3 10X	0.0025099	106	1344349	5.097	15-Sep-08	17:03:45	2
66	15SEP08A 66	0809076-4 10X	0.0050234	236	1346653	1.924	15-Sep-08	17:06:33	2
67	15SEP08A 67	0809076-5 10X	0.0047906	225	1352820	2.590	15-Sep-08	17:09:21	2
68	15SEP08A 68	0809076-6 10X	0.0056419	269	1351983	2.069	15-Sep-08	17:12:10	2
69	15SEP08A 69	0809076-7 10X	0.0043913	205	1357591	2.388	15-Sep-08	17:14:58	2
70	15SEP08A 70	0809076-8 10X	0.0031468	140	1355590	3.723	15-Sep-08	17:17:47	2
71	15SEP08A 71	CCV	2.0158	105907	1327430	0.045	15-Sep-08	17:20:36	2
72	15SEP08A 72	CCB	0.0056367	261	1313071	3.877	15-Sep-08	17:23:24	2
73	15SEP08A 73	0809076-9 10X	0.0043780	200	1328943	3.445	15-Sep-08	17:26:54	2
74	15SEP08A 74	0809076-10 10X	0.0034581	154	1336646	3.823	15-Sep-08	17:29:43	2
75	15SEP08A 75	0809076-11 10X	0.0053697	250	1326057	2.289	15-Sep-08	17:32:32	2
76	15SEP08A 76	0809076-11L 50X	0.0023330	95	1318191	5.593	15-Sep-08	17:35:19	2
77	15SEP08A 77	0809076-11MS 10X	2.0393	107529	1331828	0.042	15-Sep-08	17:38:06	2
78	15SEP08A 78	0809076-11MSD 10X	2.0465	107559	1327383	0.044	15-Sep-08	17:40:54	2
79	15SEP08A 79	CCV	2.0471	107066	1320914	0.038	15-Sep-08	17:43:42	2
80	15SEP08A 80	CCB	0.0074114	344	1289170	2.437	15-Sep-08	17:46:31	2
81	15SEP08A 81	RINSE							

RBM
9-16-08

Quantify Compound Summary Report
15SEP08A

Sample List: D:\MassLynx Projects\AUG2002.PRO\SampleDB\15SEP08A
Last modified: Mon Sep 15 16:40:38 2008
Method: D:\MassLynx Projects\AUG2002.PRO\MethDB\CD_SB_TL_U_PB_MO_AG_AS_SE+IS
Last modified: Tue Sep 16 10:04:10 2008
Job Code:

Printed: Tue Sep 16 10:05:22 2008

Compound 1: 115In

#	File name	Sample ID	PPB	CPS	IS CPS	%StdDev	Aq Date	AqTime	IS#
1	15SEP08A 01	RINSE	1.0210	1575028		0.009	15-Sep-08	12:38:06	0
2	15SEP08A 02	RINSE	1.0115	1560483		0.009	15-Sep-08	12:40:23	0
3	15SEP08A 03	RINSE	1.0159	1567232		0.008	15-Sep-08	12:42:57	0
4	15SEP08A 04	RINSE	1.0109	1559482		0.008	15-Sep-08	12:45:59	0
5	15SEP08A 05	0 STD	0.99736	1538607		0.007	15-Sep-08	12:49:02	0
6	15SEP08A 06	L/100 STD	1.0035	1548148		0.008	15-Sep-08	12:52:04	0
7	15SEP08A 07	L/20 STD	0.98934	1526226		0.008	15-Sep-08	12:55:07	0
8	15SEP08A 08	L/10 STD	0.99774	1539188		0.009	15-Sep-08	12:58:11	0
9	15SEP08A 09	LOW/2 STD	1.0042	1549103		0.007	15-Sep-08	13:01:14	0
10	15SEP08A 10	LOW STD	1.0055	1551174		0.007	15-Sep-08	13:04:17	0
11	15SEP08A 11	MID STD	0.99718	1538327		0.007	15-Sep-08	13:07:21	0
12	15SEP08A 12	HIGH/2 STD	0.99762	1539002		0.009	15-Sep-08	13:10:38	0
13	15SEP08A 13	HIGH STD	1.0075	1554292		0.009	15-Sep-08	13:14:55	0
14	15SEP08A 14	HIGH STD READBACK	1.0101	1558272		0.009	15-Sep-08	13:20:13	0
15	15SEP08A 15	ICV	0.99644	1537187		0.008	15-Sep-08	13:24:30	0
16	15SEP08A 16	ICB	0.98620	1521385		0.007	15-Sep-08	13:31:28	0
17	15SEP08A 17	CRI_L/20	0.99235	1530880		0.009	15-Sep-08	13:36:46	0
18	15SEP08A 18	ICSA	0.92334	1424407		0.009	15-Sep-08	13:39:51	0
19	15SEP08A 19	ICSAB	0.91949	1418473		0.008	15-Sep-08	13:42:54	0
20	15SEP08A 20	F080911-1MB 10X	0.99942	1541772		0.010	15-Sep-08	13:45:58	0
21	15SEP08A 21	F080912-1MB 10X	0.99323	1532230		0.009	15-Sep-08	13:50:44	0
22	15SEP08A 22	0809060-1 10X	1.0108	1559343		0.008	15-Sep-08	13:53:48	0
23	15SEP08A 23	0809060-2 10X	1.0156	1566743		0.009	15-Sep-08	13:56:54	0
24	15SEP08A 24	0809060-3 10X	1.0056	1551290		0.008	15-Sep-08	13:59:59	0
25	15SEP08A 25	0809060-4 10X	0.99163	1529763		0.008	15-Sep-08	14:03:05	0
26	15SEP08A 26	0809060-6 10X	0.99038	1527831		0.009	15-Sep-08	14:06:11	0
27	15SEP08A 27	CCV	0.98348	1517196		0.009	15-Sep-08	14:09:17	0
28	15SEP08A 28	CCB	0.97869	1509795		0.009	15-Sep-08	14:15:00	0
29	15SEP08A 29	0809060-7 10X	0.98603	1521129		0.009	15-Sep-08	14:18:04	0
30	15SEP08A 30	0809060-8 10X	0.98024	1512192		0.008	15-Sep-08	14:21:10	0
31	15SEP08A 31	0809076-1 10X	0.98379	1517661		0.009	15-Sep-08	14:24:15	0

Quantify Compound Summary Report
15SEP08A

Sample List: D:\MassLynx Projects\AUG2002.PRO\SampleDB\15SEP08A
Last modified: Mon Sep 15 16:40:38 2008
Method: D:\MassLynx Projects\AUG2002.PRO\MethDB\CD_SB_TL_U_PB_MO_AG_AS_SE+IS
Last modified: Tue Sep 16 10:04:10 2008
Job Code:

Printed: Tue Sep 16 10:05:22 2008

Compound 1: 115In

#	File name	Sample ID	PPB	CPS	IS CPS	%StdDev	Aq Date	AqTime	IS#
32	15SEP08A 32	0809076-2 10X	0.97724	1507561		0.009	15-Sep-08	14:27:18	0
33	15SEP08A 33	0809076-3 10X	0.97024	1496762		0.008	15-Sep-08	14:30:22	0
34	15SEP08A 34	0809076-4 10X	0.98640	1521687		0.010	15-Sep-08	14:33:26	0
35	15SEP08A 35	0809076-5 10X	0.96540	1489292		0.008	15-Sep-08	14:36:31	0
36	15SEP08A 36	0809076-6 10X	0.97333	1501533		0.009	15-Sep-08	14:39:35	0
37	15SEP08A 37	0809076-7 10X	0.98217	1515171		0.010	15-Sep-08	14:42:40	0
38	15SEP08A 38	0809076-8 10X	0.97086	1497716		0.008	15-Sep-08	14:45:46	0
39	15SEP08A 39	CCV	0.96754	1492596		0.009	15-Sep-08	14:48:52	0
40	15SEP08A 40	CCB	0.96512	1488873		0.008	15-Sep-08	14:51:57	0
41	15SEP08A 41	0809076-9 10X	0.98359	1517359		0.006	15-Sep-08	14:56:43	0
42	15SEP08A 42	0809076-10 10X	0.97869	1509795		0.008	15-Sep-08	14:59:49	0
43	15SEP08A 43	0809076-11 10X	0.97120	1498252		0.008	15-Sep-08	15:02:55	0
44	15SEP08A 44	0809076-11L 50X	0.97689	1507026		0.009	15-Sep-08	15:06:03	0
45	15SEP08A 45	0809076-1MS 10X	0.96022	1481309		0.008	15-Sep-08	15:09:08	0
46	15SEP08A 46	0809076-1MSD 10X	0.95728	1476771		0.009	15-Sep-08	15:12:12	0
47	15SEP08A 47	CCV	0.96626	1490618		0.009	15-Sep-08	15:15:16	0
48	15SEP08A 48	CCB	0.94701	1460922		0.009	15-Sep-08	15:25:15	0
49	15SEP08A 49	ICSA_CEC	0.97836	1509283		0.011	15-Sep-08	15:31:17	0
50	15SEP08A 50	ICSAB_CEC	0.97508	1504233		0.010	15-Sep-08	15:34:21	0
51	15SEP08A 51	F080911-1MB 10X	0.97448	1503302		0.009	15-Sep-08	15:37:26	0
52	15SEP08A 52	F080912-1MB 10X	0.98422	1518336		0.009	15-Sep-08	15:40:31	0
53	15SEP08A 53	IP080915-21LCS 10X	0.98819	1524457		0.009	15-Sep-08	15:43:37	0
54	15SEP08A 54	0809060-1 10X	1.0072	1553804		0.009	15-Sep-08	16:30:15	0
55	15SEP08A 55	0809060-2 10X	0.99676	1537676		0.009	15-Sep-08	16:33:19	0
56	15SEP08A 56	0809060-3 10X	0.99356	1532742		0.007	15-Sep-08	16:36:24	0
57	15SEP08A 57	0809060-4 10X	0.99435	1533952		0.008	15-Sep-08	16:40:54	0
58	15SEP08A 58	0809060-6 10X	0.98314	1516660		0.008	15-Sep-08	16:43:33	0
59	15SEP08A 59	CCV	0.95918	1479703		0.009	15-Sep-08	16:46:21	0
60	15SEP08A 60	CCB	0.94864	1463436		0.008	15-Sep-08	16:49:07	0
61	15SEP08A 61	0809060-7 10X	0.96864	1494295		0.010	15-Sep-08	16:52:37	0
62	15SEP08A 62	0809060-8 10X	0.97250	1500253		0.010	15-Sep-08	16:55:23	0

Quantify Compound Summary Report
15SEP08A

Sample List: D:\MassLynx Projects\AUG2002.PRO\SampleDB\15SEP08A
Last modified: Mon Sep 15 16:40:38 2008
Method: D:\MassLynx Projects\AUG2002.PRO\MethDB\CD_SB_TL_U_PB_MO_AG_AS_SE+IS
Last modified: Tue Sep 16 10:04:10 2008
Job Code:

Printed: Tue Sep 16 10:05:22 2008

Compound 1: 115In

#	File name	Sample ID	PPB	CPS	IS CPS	%StdDev	Aq Date	AqTime	IS#
63	15SEP08A 63	0809076-1 10X	0.97900	1510284		0.009	15-Sep-08	16:58:10	0
64	15SEP08A 64	0809076-2 10X	0.96733	1492271		0.009	15-Sep-08	17:00:57	0
65	15SEP08A 65	0809076-3 10X	0.97493	1504000		0.011	15-Sep-08	17:03:45	0
66	15SEP08A 66	0809076-4 10X	0.97362	1501975		0.009	15-Sep-08	17:06:33	0
67	15SEP08A 67	0809076-5 10X	0.97890	1510121		0.008	15-Sep-08	17:09:21	0
68	15SEP08A 68	0809076-6 10X	0.97911	1510447		0.009	15-Sep-08	17:12:10	0
69	15SEP08A 69	0809076-7 10X	0.98145	1514054		0.010	15-Sep-08	17:14:58	0
70	15SEP08A 70	0809076-8 10X	0.98112	1513542		0.011	15-Sep-08	17:17:47	0
71	15SEP08A 71	CCV	0.95088	1466903		0.008	15-Sep-08	17:20:36	0
72	15SEP08A 72	CCB	0.94111	1451823		0.008	15-Sep-08	17:23:24	0
73	15SEP08A 73	0809076-9 10X	0.97199	1499462		0.009	15-Sep-08	17:26:54	0
74	15SEP08A 74	0809076-10 10X	0.96452	1487942		0.010	15-Sep-08	17:29:43	0
75	15SEP08A 75	0809076-11 10X	0.96526	1489082		0.008	15-Sep-08	17:32:32	0
76	15SEP08A 76	0809076-11L 50X	0.94542	1458479		0.009	15-Sep-08	17:35:19	0
77	15SEP08A 77	0809076-1MS 10X	0.95957	1480308		0.010	15-Sep-08	17:38:06	0
78	15SEP08A 78	0809076-1MSD 10X	0.95453	1472535		0.010	15-Sep-08	17:40:54	0
79	15SEP08A 79	CCV	0.94779	1462132		0.009	15-Sep-08	17:43:42	0
80	15SEP08A 80	CCB	0.89577	1381888		0.021	15-Sep-08	17:46:31	0
81	15SEP08A 81	RINSE							

Quantify Compound Summary Report
15SEP08A

Sample List: D:\MassLynx Projects\AUG2002.PRO\SampleDB\15SEP08A
Last modified: Mon Sep 15 16:40:38 2008
Method: D:\MassLynx Projects\AUG2002.PRO\MethDB\CD_SB_TL_U_PB_MO_AG_AS_SE+IS
Last modified: Tue Sep 16 10:04:10 2008
Job Code:

Printed: Tue Sep 16 10:05:22 2008

Compound 2: 103Rh

#	File name	Sample ID	PPB	CPS	IS CPS	%StdDev	Aq Date	AqTime	IS#
1	15SEP08A 01	RINSE	1.0073	1415308		0.009	15-Sep-08	12:38:06	0
2	15SEP08A 02	RINSE	1.0030	1409280		0.010	15-Sep-08	12:40:23	0
3	15SEP08A 03	RINSE	1.0112	1420707		0.007	15-Sep-08	12:42:57	0
4	15SEP08A 04	RINSE	1.0086	1417053		0.008	15-Sep-08	12:45:59	0
5	15SEP08A 05	0 STD	1.0048	1411817		0.007	15-Sep-08	12:49:02	0
6	15SEP08A 06	L/100 STD	0.99054	1391732		0.009	15-Sep-08	12:52:04	0
7	15SEP08A 07	L/20 STD	0.99095	1392314		0.007	15-Sep-08	12:55:07	0
8	15SEP08A 08	L/10 STD	0.99496	1397946		0.008	15-Sep-08	12:58:11	0
9	15SEP08A 09	LOW/2 STD	1.0077	1415796		0.009	15-Sep-08	13:01:14	0
10	15SEP08A 10	LOW STD	1.0070	1414912		0.007	15-Sep-08	13:04:17	0
11	15SEP08A 11	MID STD	0.99855	1402996		0.008	15-Sep-08	13:07:21	0
12	15SEP08A 12	HIGH/2 STD	0.99597	1399366		0.008	15-Sep-08	13:10:38	0
13	15SEP08A 13	HIGH STD	1.0095	1418380		0.008	15-Sep-08	13:14:55	0
14	15SEP08A 14	HIGH STD READBACK	1.0100	1419078		0.010	15-Sep-08	13:20:13	0
15	15SEP08A 15	ICV	1.0035	1409978		0.010	15-Sep-08	13:24:30	0
16	15SEP08A 16	ICB	0.98015	1377140		0.009	15-Sep-08	13:31:28	0
17	15SEP08A 17	CRI_L/20	0.99027	1391360		0.010	15-Sep-08	13:36:46	0
18	15SEP08A 18	ICSA	0.86800	1219561		0.011	15-Sep-08	13:39:51	0
19	15SEP08A 19	ICSAB	0.86682	1217908		0.008	15-Sep-08	13:42:54	0
20	15SEP08A 20	F080911-1MB 10X	0.99632	1399855		0.011	15-Sep-08	13:45:58	0
21	15SEP08A 21	F080912-1MB 10X	0.99980	1404742		0.008	15-Sep-08	13:50:44	0
22	15SEP08A 22	0809060-1 10X	0.98749	1387450		0.010	15-Sep-08	13:53:48	0
23	15SEP08A 23	0809060-2 10X	0.98509	1384076		0.009	15-Sep-08	13:56:54	0
24	15SEP08A 24	0809060-3 10X	0.99792	1402112		0.010	15-Sep-08	13:59:59	0
25	15SEP08A 25	0809060-4 10X	0.97526	1370275		0.012	15-Sep-08	14:03:05	0
26	15SEP08A 26	0809060-6 10X	0.97177	1365364		0.011	15-Sep-08	14:06:11	0
27	15SEP08A 27	CCV	0.99098	1392361		0.009	15-Sep-08	14:09:17	0
28	15SEP08A 28	CCB	0.98389	1382400		0.007	15-Sep-08	14:15:00	0
29	15SEP08A 29	0809060-7 10X	0.95890	1347282		0.008	15-Sep-08	14:18:04	0
30	15SEP08A 30	0809060-8 10X	0.95333	1339462		0.007	15-Sep-08	14:21:10	0
31	15SEP08A 31	0809076-1 10X	0.96109	1350354		0.008	15-Sep-08	14:24:15	0

Quantify Compound Summary Report
15SEP08A

Sample List: D:\MassLynx Projects\AUG2002.PRO\SampleDB\15SEP08A
Last modified: Mon Sep 15 16:40:38 2008
Method: D:\MassLynx Projects\AUG2002.PRO\MethDB\CD_SB_TL_U_PB_MO_AG_AS_SE+IS
Last modified: Tue Sep 16 10:04:10 2008
Job Code:

Printed: Tue Sep 16 10:05:22 2008

Compound 2: 103Rh

#	File name	Sample ID	PPB	CPS	IS CPS	%StdDev	Aq Date	AqTime	IS#
32	15SEP08A 32	0809076-2 10X	0.94759	1331386		0.007	15-Sep-08	14:27:18	0
33	15SEP08A 33	0809076-3 10X	0.94437	1326871		0.009	15-Sep-08	14:30:22	0
34	15SEP08A 34	0809076-4 10X	0.95540	1342371		0.009	15-Sep-08	14:33:26	0
35	15SEP08A 35	0809076-5 10X	0.92378	1297943		0.008	15-Sep-08	14:36:31	0
36	15SEP08A 36	0809076-6 10X	0.94338	1325475		0.009	15-Sep-08	14:39:35	0
37	15SEP08A 37	0809076-7 10X	0.96649	1357940		0.008	15-Sep-08	14:42:40	0
38	15SEP08A 38	0809076-8 10X	0.95140	1336739		0.008	15-Sep-08	14:45:46	0
39	15SEP08A 39	CCV	0.96269	1352611		0.008	15-Sep-08	14:48:52	0
40	15SEP08A 40	CCB	0.95940	1347980		0.008	15-Sep-08	14:51:57	0
41	15SEP08A 41	0809076-9 10X	0.95771	1345606		0.010	15-Sep-08	14:56:43	0
42	15SEP08A 42	0809076-10 10X	0.95456	1341184		0.009	15-Sep-08	14:59:49	0
43	15SEP08A 43	0809076-11 10X	0.93912	1319494		0.010	15-Sep-08	15:02:55	0
44	15SEP08A 44	0809076-11L 50X	0.95829	1346420		0.010	15-Sep-08	15:06:03	0
45	15SEP08A 45	0809076-1MS 10X	0.93077	1307764		0.009	15-Sep-08	15:09:08	0
46	15SEP08A 46	0809076-1MSD 10X	0.93029	1307090		0.008	15-Sep-08	15:12:12	0
47	15SEP08A 47	CCV	0.96541	1356428		0.009	15-Sep-08	15:15:16	0
48	15SEP08A 48	CCB	0.94731	1330991		0.009	15-Sep-08	15:25:15	0
49	15SEP08A 49	ICSA_CEC	0.96254	1352402		0.011	15-Sep-08	15:31:17	0
50	15SEP08A 50	ICSAB_CEC	0.95988	1348655		0.009	15-Sep-08	15:34:21	0
51	15SEP08A 51	F080911-1MB 10X	0.96138	1350772		0.010	15-Sep-08	15:37:26	0
52	15SEP08A 52	F080912-1MB 10X	0.96334	1353519		0.010	15-Sep-08	15:40:31	0
53	15SEP08A 53	IP080915-21LCS 10X	0.96619	1357522		0.011	15-Sep-08	15:43:37	0
54	15SEP08A 54	0809060-1 10X	0.99383	1396364		0.010	15-Sep-08	16:30:15	0
55	15SEP08A 55	0809060-2 10X	0.98300	1381143		0.012	15-Sep-08	16:33:19	0
56	15SEP08A 56	0809060-3 10X	0.98383	1382307		0.010	15-Sep-08	16:36:24	0
57	15SEP08A 57	0809060-4 10X	0.97238	1366226		0.011	15-Sep-08	16:40:54	0
58	15SEP08A 58	0809060-6 10X	0.96196	1351587		0.009	15-Sep-08	16:43:33	0
59	15SEP08A 59	CCV	0.95754	1345373		0.009	15-Sep-08	16:46:21	0
60	15SEP08A 60	CCB	0.94981	1334505		0.009	15-Sep-08	16:49:07	0
61	15SEP08A 61	0809060-7 10X	0.96011	1348980		0.011	15-Sep-08	16:52:37	0
62	15SEP08A 62	0809060-8 10X	0.96438	1354985		0.010	15-Sep-08	16:55:23	0

Quantify Compound Summary Report
15SEP08A

Sample List: D:\MassLynx Projects\AUG2002.PRO\SampleDB\15SEP08A
Last modified: Mon Sep 15 16:40:38 2008
Method: D:\MassLynx Projects\AUG2002.PRO\MethDB\CD_SB_TL_U_PB_MO_AG_AS_SE+IS
Last modified: Tue Sep 16 10:04:10 2008
Job Code:

Printed: Tue Sep 16 10:05:22 2008

Compound 2: 103Rh

#	File name	Sample ID	PPB	CPS	IS CPS	%StdDev	Aq Date	AqTime	IS#
63	15SEP08A 63	0809076-1 10X	0.95439	1340951		0.008	15-Sep-08	16:58:10	0
64	15SEP08A 64	0809076-2 10X	0.96032	1349283		0.009	15-Sep-08	17:00:57	0
65	15SEP08A 65	0809076-3 10X	0.95681	1344349		0.010	15-Sep-08	17:03:45	0
66	15SEP08A 66	0809076-4 10X	0.95845	1346653		0.009	15-Sep-08	17:06:33	0
67	15SEP08A 67	0809076-5 10X	0.96284	1352820		0.010	15-Sep-08	17:09:21	0
68	15SEP08A 68	0809076-6 10X	0.96225	1351983		0.011	15-Sep-08	17:12:10	0
69	15SEP08A 69	0809076-7 10X	0.96624	1357591		0.011	15-Sep-08	17:14:58	0
70	15SEP08A 70	0809076-8 10X	0.96481	1355590		0.009	15-Sep-08	17:17:47	0
71	15SEP08A 71	CCV	0.94477	1327430		0.010	15-Sep-08	17:20:36	0
72	15SEP08A 72	CCB	0.93455	1313071		0.009	15-Sep-08	17:23:24	0
73	15SEP08A 73	0809076-9 10X	0.94585	1328943		0.012	15-Sep-08	17:26:54	0
74	15SEP08A 74	0809076-10 10X	0.95133	1336646		0.010	15-Sep-08	17:29:43	0
75	15SEP08A 75	0809076-11 10X	0.94379	1326057		0.011	15-Sep-08	17:32:32	0
76	15SEP08A 76	0809076-11L 50X	0.93820	1318191		0.010	15-Sep-08	17:35:19	0
77	15SEP08A 77	0809076-1MS 10X	0.94790	1331828		0.012	15-Sep-08	17:38:06	0
78	15SEP08A 78	0809076-1MSD 10X	0.94474	1327383		0.012	15-Sep-08	17:40:54	0
79	15SEP08A 79	CCV	0.94013	1320914		0.012	15-Sep-08	17:43:42	0
80	15SEP08A 80	CCB	0.91754	1289170		0.009	15-Sep-08	17:46:31	0
81	15SEP08A 81	RINSE							

Quantify Compound Summary Report
15SEP08A

Sample List: D:\MassLynx Projects\AUG2002.PRO\SampleDB\15SEP08A
Last modified: Mon Sep 15 16:40:38 2008
Method: D:\MassLynx Projects\AUG2002.PRO\MethDB\CD_SB_TL_U_PB_MO_AG_AS_SE+IS
Last modified: Tue Sep 16 10:04:10 2008
Job Code:

Printed: Tue Sep 16 10:05:22 2008

Compound 7: 209Bi

#	File name	Sample ID	PPB	CPS	IS CPS	%StdDev	Aq Date	AqTime	IS#
1	15SEP08A 01	RINSE	1.0071	1079110		0.010	15-Sep-08	12:38:06	0
2	15SEP08A 02	RINSE	1.0035	1075270		0.012	15-Sep-08	12:40:23	0
3	15SEP08A 03	RINSE	1.0040	1075759		0.011	15-Sep-08	12:42:57	0
4	15SEP08A 04	RINSE	1.0098	1081949		0.011	15-Sep-08	12:45:59	0
5	15SEP08A 05	0 STD	1.0014	1072943		0.010	15-Sep-08	12:49:02	0
6	15SEP08A 06	L/100 STD	0.99343	1064448		0.011	15-Sep-08	12:52:04	0
7	15SEP08A 07	L/20 STD	0.99213	1063052		0.010	15-Sep-08	12:55:07	0
8	15SEP08A 08	L/10 STD	1.0027	1074432		0.010	15-Sep-08	12:58:11	0
9	15SEP08A 09	LOW/2 STD	1.0014	1072989		0.011	15-Sep-08	13:01:14	0
10	15SEP08A 10	LOW STD	1.0042	1076015		0.011	15-Sep-08	13:04:17	0
11	15SEP08A 11	MID STD	1.0035	1075270		0.009	15-Sep-08	13:07:21	0
12	15SEP08A 12	HIGH/2 STD	0.99721	1068498		0.010	15-Sep-08	13:10:38	0
13	15SEP08A 13	HIGH STD	1.0040	1075735		0.010	15-Sep-08	13:14:55	0
14	15SEP08A 14	HIGH STD READBACK	1.0109	1083159		0.011	15-Sep-08	13:20:13	0
15	15SEP08A 15	ICV	0.99465	1065751		0.010	15-Sep-08	13:24:30	0
16	15SEP08A 16	ICB	0.97877	1048739		0.010	15-Sep-08	13:31:28	0
17	15SEP08A 17	CRI_L/20	0.98804	1058676		0.011	15-Sep-08	13:36:46	0
18	15SEP08A 18	ICSA	0.87473	937263		0.010	15-Sep-08	13:39:51	0
19	15SEP08A 19	ICSAB	0.87293	935331		0.009	15-Sep-08	13:42:54	0
20	15SEP08A 20	F080911-1MB 10X	1.0012	1072733		0.010	15-Sep-08	13:45:58	0
21	15SEP08A 21	F080912-1MB 10X	0.99589	1067078		0.010	15-Sep-08	13:50:44	0
22	15SEP08A 22	0809060-1 10X	0.99480	1065914		0.010	15-Sep-08	13:53:48	0
23	15SEP08A 23	0809060-2 10X	1.0080	1080111		0.008	15-Sep-08	13:56:54	0
24	15SEP08A 24	0809060-3 10X	0.98965	1060399		0.010	15-Sep-08	13:59:59	0
25	15SEP08A 25	0809060-4 10X	0.99454	1065635		0.010	15-Sep-08	14:03:05	0
26	15SEP08A 26	0809060-6 10X	0.97634	1046132		0.009	15-Sep-08	14:06:11	0
27	15SEP08A 27	CCV	0.98861	1059282		0.010	15-Sep-08	14:09:17	0
28	15SEP08A 28	CCB	0.98854	1059212		0.010	15-Sep-08	14:15:00	0
29	15SEP08A 29	0809060-7 10X	0.96904	1038313		0.009	15-Sep-08	14:18:04	0
30	15SEP08A 30	0809060-8 10X	0.95407	1022278		0.011	15-Sep-08	14:21:10	0
31	15SEP08A 31	0809076-1 10X	0.96532	1034333		0.009	15-Sep-08	14:24:15	0

Quantify Compound Summary Report
15SEP08A

Sample List: D:\MassLynx Projects\AUG2002.PRO\SampleDB\15SEP08A
Last modified: Mon Sep 15 16:40:38 2008
Method: D:\MassLynx Projects\AUG2002.PRO\MethDB\CD_SB_TL_U_PB_MO_AG_AS_SE+IS
Last modified: Tue Sep 16 10:04:10 2008
Job Code:

Printed: Tue Sep 16 10:05:22 2008

Compound 7: 209Bi

#	File name	Sample ID	PPB	CPS	IS CPS	%StdDev	Aq Date	AqTime	IS#
32	15SEP08A 32	0809076-2 10X	0.96246	1031261		0.012	15-Sep-08	14:27:18	0
33	15SEP08A 33	0809076-3 10X	0.95670	1025094		0.011	15-Sep-08	14:30:22	0
34	15SEP08A 34	0809076-4 10X	0.97627	1046063		0.013	15-Sep-08	14:33:26	0
35	15SEP08A 35	0809076-5 10X	0.92519	991325		0.011	15-Sep-08	14:36:31	0
36	15SEP08A 36	0809076-6 10X	0.96007	1028701		0.010	15-Sep-08	14:39:35	0
37	15SEP08A 37	0809076-7 10X	0.96205	1030819		0.011	15-Sep-08	14:42:40	0
38	15SEP08A 38	0809076-8 10X	0.96589	1034938		0.011	15-Sep-08	14:45:46	0
39	15SEP08A 39	CCV	0.98175	1051927		0.009	15-Sep-08	14:48:52	0
40	15SEP08A 40	CCB	0.96989	1039220		0.012	15-Sep-08	14:51:57	0
41	15SEP08A 41	0809076-9 10X	0.98409	1054441		0.008	15-Sep-08	14:56:43	0
42	15SEP08A 42	0809076-10 10X	0.97807	1047994		0.011	15-Sep-08	14:59:49	0
43	15SEP08A 43	0809076-11 10X	0.96387	1032774		0.011	15-Sep-08	15:02:55	0
44	15SEP08A 44	0809076-11L 50X	0.98344	1053743		0.012	15-Sep-08	15:06:03	0
45	15SEP08A 45	0809076-1MS 10X	0.95214	1020207		0.011	15-Sep-08	15:09:08	0
46	15SEP08A 46	0809076-1MSD 10X	0.95275	1020858		0.011	15-Sep-08	15:12:12	0
47	15SEP08A 47	CCV	0.98463	1055023		0.011	15-Sep-08	15:15:16	0
48	15SEP08A 48	CCB	0.96024	1028887		0.009	15-Sep-08	15:25:15	0
49	15SEP08A 49	ICSA_CEC	1.0045	1076340		0.009	15-Sep-08	15:31:17	0
50	15SEP08A 50	ICSAB_CEC	1.0062	1078086		0.010	15-Sep-08	15:34:21	0
51	15SEP08A 51	F080911-1MB 10X	0.98305	1053324		0.010	15-Sep-08	15:37:26	0
52	15SEP08A 52	F080912-1MB 10X	0.99510	1066240		0.011	15-Sep-08	15:40:31	0
53	15SEP08A 53	IP080915-21LCS 10X	1.0007	1072268		0.011	15-Sep-08	15:43:37	0
54	15SEP08A 54	0809060-1 10X	1.0008	1072338		0.010	15-Sep-08	16:30:15	0
55	15SEP08A 55	0809060-2 10X	1.0000	1071523		0.012	15-Sep-08	16:33:19	0
56	15SEP08A 56	0809060-3 10X	1.0097	1081926		0.008	15-Sep-08	16:36:24	0
57	15SEP08A 57	0809060-4 10X	1.0013	1072919		0.011	15-Sep-08	16:40:54	0
58	15SEP08A 58	0809060-6 10X	0.99758	1068893		0.010	15-Sep-08	16:43:33	0
59	15SEP08A 59	CCV	0.97477	1044457		0.011	15-Sep-08	16:46:21	0
60	15SEP08A 60	CCB	0.95551	1023814		0.009	15-Sep-08	16:49:07	0
61	15SEP08A 61	0809060-7 10X	0.98987	1060631		0.011	15-Sep-08	16:52:37	0
62	15SEP08A 62	0809060-8 10X	1.0041	1075922		0.014	15-Sep-08	16:55:23	0

Sample List: D:\MassLynx Projects\AUG2002.PRO\SampleDB\15SEP08A
Last modified: Mon Sep 15 16:40:38 2008
Method: D:\MassLynx Projects\AUG2002.PRO\MethDB\CD_SB_TL_U_PB_MO_AG_AS_SE+IS
Last modified: Tue Sep 16 10:04:10 2008
Job Code:

Printed: Tue Sep 16 10:05:22 2008

Compound 7: 209Bi

#	File name	Sample ID	PPB	CPS	IS CPS	%StdDev	Aq Date	AqTime	IS#
63	15SEP08A 63	0809076-1 10X	0.99397	1065030		0.010	15-Sep-08	16:58:10	0
64	15SEP08A 64	0809076-2 10X	0.99727	1068567		0.013	15-Sep-08	17:00:57	0
65	15SEP08A 65	0809076-3 10X	0.99182	1062726		0.011	15-Sep-08	17:03:45	0
66	15SEP08A 66	0809076-4 10X	0.99782	1069149		0.010	15-Sep-08	17:06:33	0
67	15SEP08A 67	0809076-5 10X	0.99988	1071360		0.010	15-Sep-08	17:09:21	0
68	15SEP08A 68	0809076-6 10X	1.0037	1075456		0.011	15-Sep-08	17:12:10	0
69	15SEP08A 69	0809076-7 10X	1.0059	1077830		0.009	15-Sep-08	17:14:58	0
70	15SEP08A 70	0809076-8 10X	1.0052	1077062		0.013	15-Sep-08	17:17:47	0
71	15SEP08A 71	CCV	0.97725	1047110		0.008	15-Sep-08	17:20:36	0
72	15SEP08A 72	CCB	0.95338	1021533		0.011	15-Sep-08	17:23:24	0
73	15SEP08A 73	0809076-9 10X	0.98857	1059235		0.010	15-Sep-08	17:26:54	0
74	15SEP08A 74	0809076-10 10X	0.98928	1060003		0.013	15-Sep-08	17:29:43	0
75	15SEP08A 75	0809076-11 10X	0.99391	1064960		0.012	15-Sep-08	17:32:32	0
76	15SEP08A 76	0809076-11L 50X	0.96850	1037731		0.012	15-Sep-08	17:35:19	0
77	15SEP08A 77	0809076-1MS 10X	0.98496	1055372		0.013	15-Sep-08	17:38:06	0
78	15SEP08A 78	0809076-1MSD 10X	0.98472	1055116		0.009	15-Sep-08	17:40:54	0
79	15SEP08A 79	CCV	0.97338	1042967		0.009	15-Sep-08	17:43:42	0
80	15SEP08A 80	CCB	0.95462	1022860		0.020	15-Sep-08	17:46:31	0
81	15SEP08A 81	RINSE							

Quantify Compound Summary Report
15SEP08A

Sample List: D:\MassLynx Projects\AUG2002.PRO\SampleDB\15SEP08A
Last modified: Mon Sep 15 16:40:38 2008
Method: D:\MassLynx Projects\AUG2002.PRO\MethDB\CD_SB_TL_U_PB_MO_AG_AS_SE+IS
Last modified: Tue Sep 16 10:04:10 2008
Job Code:

Printed: Tue Sep 16 10:05:22 2008

Compound 13: 71Ga

#	File name	Sample ID	PPB	CPS	IS CPS	%StdDev	Aq Date	AqTime	IS#
1	15SEP08A 01	RINSE	1.0020	698996		0.015	15-Sep-08	12:38:06	0
2	15SEP08A 02	RINSE	0.99816	696320		0.017	15-Sep-08	12:40:23	0
3	15SEP08A 03	RINSE	1.0059	701743		0.017	15-Sep-08	12:42:57	0
4	15SEP08A 04	RINSE	1.0010	698322		0.019	15-Sep-08	12:45:59	0
5	15SEP08A 05	0 STD	0.99996	697577		0.012	15-Sep-08	12:49:02	0
6	15SEP08A 06	L/100 STD	0.99425	693597		0.020	15-Sep-08	12:52:04	0
7	15SEP08A 07	L/20 STD	0.98211	685126		0.019	15-Sep-08	12:55:07	0
8	15SEP08A 08	L/10 STD	0.99025	690804		0.018	15-Sep-08	12:58:11	0
9	15SEP08A 09	LOW/2 STD	1.0017	698787		0.015	15-Sep-08	13:01:14	0
10	15SEP08A 10	LOW STD	1.0085	703535		0.019	15-Sep-08	13:04:17	0
11	15SEP08A 11	MID STD	1.0068	702348		0.017	15-Sep-08	13:07:21	0
12	15SEP08A 12	HIGH/2 STD	0.99786	696111		0.021	15-Sep-08	13:10:38	0
13	15SEP08A 13	HIGH STD	1.0186	710563		0.018	15-Sep-08	13:14:55	0
14	15SEP08A 14	HIGH STD READBACK	1.0109	705210		0.024	15-Sep-08	13:20:13	0
15	15SEP08A 15	ICV	1.0056	701533		0.019	15-Sep-08	13:24:30	0
16	15SEP08A 16	ICB	0.98768	689012		0.022	15-Sep-08	13:31:28	0
17	15SEP08A 17	CRI_L/20	0.98305	685778		0.023	15-Sep-08	13:36:46	0
18	15SEP08A 18	ICSA	0.94094	656407		0.017	15-Sep-08	13:39:51	0
19	15SEP08A 19	ICSAB	0.93557	652660		0.014	15-Sep-08	13:42:54	0
20	15SEP08A 20	F080911-1MB 10X	0.99973	697414		0.030	15-Sep-08	13:45:58	0
21	15SEP08A 21	F080912-1MB 10X	1.0086	703604		0.023	15-Sep-08	13:50:44	0
22	15SEP08A 22	0809060-1 10X	1.0144	707631		0.021	15-Sep-08	13:53:48	0
23	15SEP08A 23	0809060-2 10X	1.0187	710656		0.027	15-Sep-08	13:56:54	0
24	15SEP08A 24	0809060-3 10X	1.0081	703255		0.026	15-Sep-08	13:59:59	0
25	15SEP08A 25	0809060-4 10X	1.0192	711005		0.021	15-Sep-08	14:03:05	0
26	15SEP08A 26	0809060-6 10X	0.99656	695203		0.026	15-Sep-08	14:06:11	0
27	15SEP08A 27	CCV	1.0001	697670		0.023	15-Sep-08	14:09:17	0
28	15SEP08A 28	CCB	0.99002	690642		0.021	15-Sep-08	14:15:00	0
29	15SEP08A 29	0809060-7 10X	1.0001	697693		0.017	15-Sep-08	14:18:04	0
30	15SEP08A 30	0809060-8 10X	0.98541	687430		0.017	15-Sep-08	14:21:10	0
31	15SEP08A 31	0809076-1 10X	0.98641	688128		0.020	15-Sep-08	14:24:15	0

Quantify Compound Summary Report
15SEP08A

Sample List: D:\MassLynx Projects\AUG2002.PRO\SampleDB\15SEP08A
Last modified: Mon Sep 15 16:40:38 2008
Method: D:\MassLynx Projects\AUG2002.PRO\MethDB\CD_SB_TL_U_PB_MO_AG_AS_SE+IS
Last modified: Tue Sep 16 10:04:10 2008
Job Code:

Printed: Tue Sep 16 10:05:22 2008

Compound 13: 71Ga

#	File name	Sample ID	PPB	CPS	IS CPS	%StdDev	Aq Date	AqTime	IS#
32	15SEP08A 32	0809076-2 10X	0.99135	691572		0.018	15-Sep-08	14:27:18	0
33	15SEP08A 33	0809076-3 10X	0.98214	685149		0.018	15-Sep-08	14:30:22	0
34	15SEP08A 34	0809076-4 10X	0.98601	687849		0.024	15-Sep-08	14:33:26	0
35	15SEP08A 35	0809076-5 10X	0.99335	692969		0.017	15-Sep-08	14:36:31	0
36	15SEP08A 36	0809076-6 10X	0.99219	692154		0.016	15-Sep-08	14:39:35	0
37	15SEP08A 37	0809076-7 10X	1.0028	699578		0.021	15-Sep-08	14:42:40	0
38	15SEP08A 38	0809076-8 10X	0.99512	694202		0.014	15-Sep-08	14:45:46	0
39	15SEP08A 39	CCV	0.98625	688012		0.024	15-Sep-08	14:48:52	0
40	15SEP08A 40	CCB	0.97167	677842		0.022	15-Sep-08	14:51:57	0
41	15SEP08A 41	0809076-9 10X	0.99883	696786		0.022	15-Sep-08	14:56:43	0
42	15SEP08A 42	0809076-10 10X	0.99556	694505		0.022	15-Sep-08	14:59:49	0
43	15SEP08A 43	0809076-11 10X	0.98401	686452		0.021	15-Sep-08	15:02:55	0
44	15SEP08A 44	0809076-11L 50X	0.98815	689338		0.022	15-Sep-08	15:06:03	0
45	15SEP08A 45	0809076-1MS 10X	0.96710	674653		0.018	15-Sep-08	15:09:08	0
46	15SEP08A 46	0809076-1MSD 10X	0.97053	677050		0.021	15-Sep-08	15:12:12	0
47	15SEP08A 47	CCV	0.98264	685498		0.022	15-Sep-08	15:15:16	0
48	15SEP08A 48	CCB	0.96103	670418		0.027	15-Sep-08	15:25:15	0
49	15SEP08A 49	ICSA_CEC	0.98738	688803		0.024	15-Sep-08	15:31:17	0
50	15SEP08A 50	ICSAB_CEC	0.98795	689199		0.024	15-Sep-08	15:34:21	0
51	15SEP08A 51	F080911-1MB 10X	0.97828	682450		0.023	15-Sep-08	15:37:26	0
52	15SEP08A 52	F080912-1MB 10X	0.99165	691782		0.021	15-Sep-08	15:40:31	0
53	15SEP08A 53	IP080915-21LCS 10X	0.99042	690921		0.021	15-Sep-08	15:43:37	0
54	15SEP08A 54	0809060-1 10X	1.0036	700114		0.023	15-Sep-08	16:30:15	0
55	15SEP08A 55	0809060-2 10X	0.99312	692806		0.029	15-Sep-08	16:33:19	0
56	15SEP08A 56	0809060-3 10X	1.0027	699508		0.025	15-Sep-08	16:36:24	0
57	15SEP08A 57	0809060-4 10X	0.99349	693062		0.027	15-Sep-08	16:40:54	0
58	15SEP08A 58	0809060-6 10X	0.98885	689827		0.027	15-Sep-08	16:43:33	0
59	15SEP08A 59	CCV	0.97384	679354		0.022	15-Sep-08	16:46:21	0
60	15SEP08A 60	CCB	0.97284	678656		0.020	15-Sep-08	16:49:07	0
61	15SEP08A 61	0809060-7 10X	0.97998	683636		0.027	15-Sep-08	16:52:37	0
62	15SEP08A 62	0809060-8 10X	0.98508	687197		0.025	15-Sep-08	16:55:23	0

Quantify Compound Summary Report
15SEP08A

Sample List: D:\MassLynx Projects\AUG2002.PRO\SampleDB\15SEP08A
Last modified: Mon Sep 15 16:40:38 2008
Method: D:\MassLynx Projects\AUG2002.PRO\MethDB\CD_SB_TL_U_PB_MO_AG_AS_SE+IS
Last modified: Tue Sep 16 10:04:10 2008
Job Code:

Printed: Tue Sep 16 10:05:22 2008

Compound 13: 71Ga

#	File name	Sample ID	PPB	CPS	IS CPS	%StdDev	Aq Date	AqTime	IS#
63	15SEP08A 63	0809076-1 10X	0.98308	685801		0.024	15-Sep-08	16:58:10	0
64	15SEP08A 64	0809076-2 10X	0.98611	687919		0.022	15-Sep-08	17:00:57	0
65	15SEP08A 65	0809076-3 10X	0.98071	684148		0.024	15-Sep-08	17:03:45	0
66	15SEP08A 66	0809076-4 10X	0.99182	691898		0.024	15-Sep-08	17:06:33	0
67	15SEP08A 67	0809076-5 10X	1.0024	699276		0.023	15-Sep-08	17:09:21	0
68	15SEP08A 68	0809076-6 10X	0.98194	685010		0.028	15-Sep-08	17:12:10	0
69	15SEP08A 69	0809076-7 10X	0.98888	689850		0.030	15-Sep-08	17:14:58	0
70	15SEP08A 70	0809076-8 10X	0.98368	686220		0.027	15-Sep-08	17:17:47	0
71	15SEP08A 71	CCV	0.97150	677725		0.027	15-Sep-08	17:20:36	0
72	15SEP08A 72	CCB	0.95776	668137		0.025	15-Sep-08	17:23:24	0
73	15SEP08A 73	0809076-9 10X	0.98415	686546		0.028	15-Sep-08	17:26:54	0
74	15SEP08A 74	0809076-10 10X	0.97627	681053		0.028	15-Sep-08	17:29:43	0
75	15SEP08A 75	0809076-11 10X	0.97427	679657		0.029	15-Sep-08	17:32:32	0
76	15SEP08A 76	0809076-11L 50X	0.97167	677842		0.027	15-Sep-08	17:35:19	0
77	15SEP08A 77	0809076-1MS 10X	0.97310	678842		0.028	15-Sep-08	17:38:06	0
78	15SEP08A 78	0809076-1MSD 10X	0.96953	676352		0.030	15-Sep-08	17:40:54	0
79	15SEP08A 79	CCV	0.96943	676282		0.021	15-Sep-08	17:43:42	0
80	15SEP08A 80	CCB	0.96063	670138		0.032	15-Sep-08	17:46:31	0
81	15SEP08A 81	RINSE							

Compound 3 name: 78Se
Coefficient of Determination: 0.999978
Calibration curve: -4.81930e-7 * x^3 + 1.83065e-5 * x^2 + 0.00319864 * x + 0.000257076
Response type: Internal Std (Ref 13), Area * (IS Conc. / IS Area)
Curve type: 3rd Order, Origin: Exclude, Weighting: 1/x, Axis trans: None

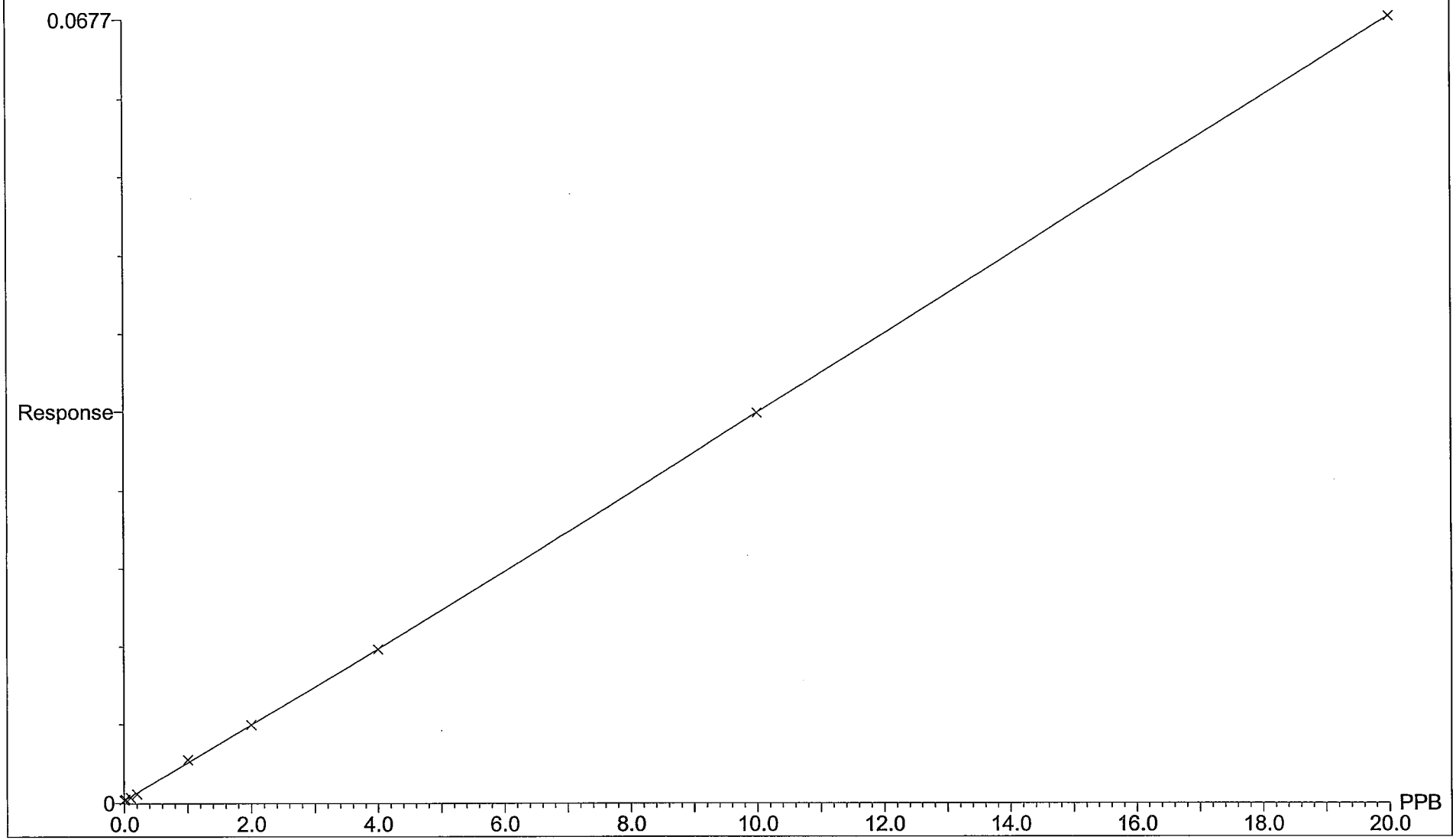

Compound 6 name: 1Cadmium
Coefficient of Determination: 0.999978
Calibration curve: -1.23508e-5 * x^3 + 0.000194512 * x^2 + 0.00794062 * x + 2.27169e-5
Response type: Internal Std (Ref 1), Area * (IS Conc. / IS Area)
Curve type: 3rd Order, Origin: Exclude, Weighting: 1/x, Axis trans: None

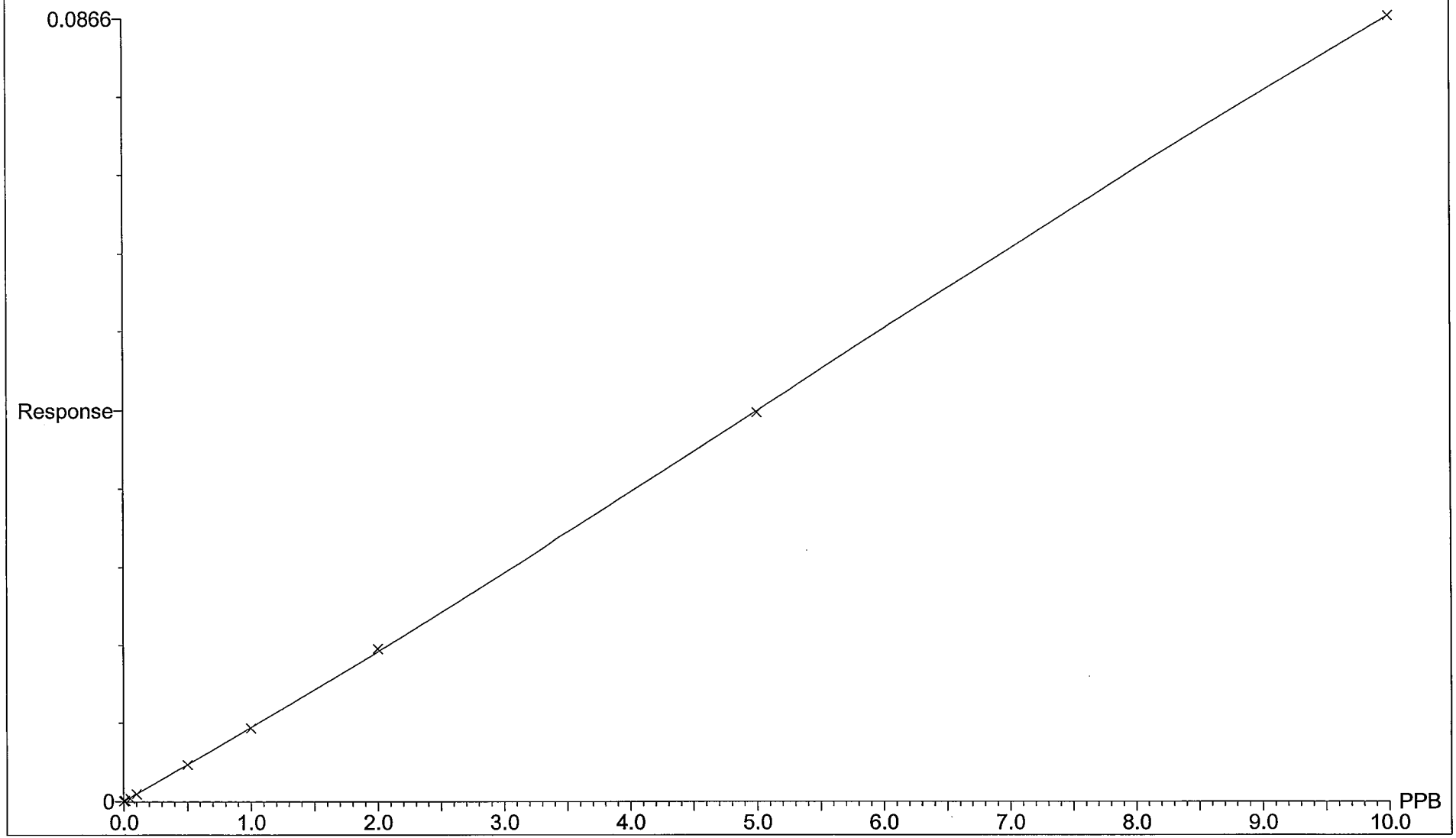

Compound 18 name: 0Lead
Coefficient of Determination: 0.999997
Calibration curve: -2.00752e-6 * x^3 + 0.000163259 * x^2 + 0.112994 * x + -3.73020e-5
Response type: Internal Std (Ref 7), Area * (IS Conc. / IS Area)
Curve type: 3rd Order, Origin: Exclude, Weighting: 1/x, Axis trans: None

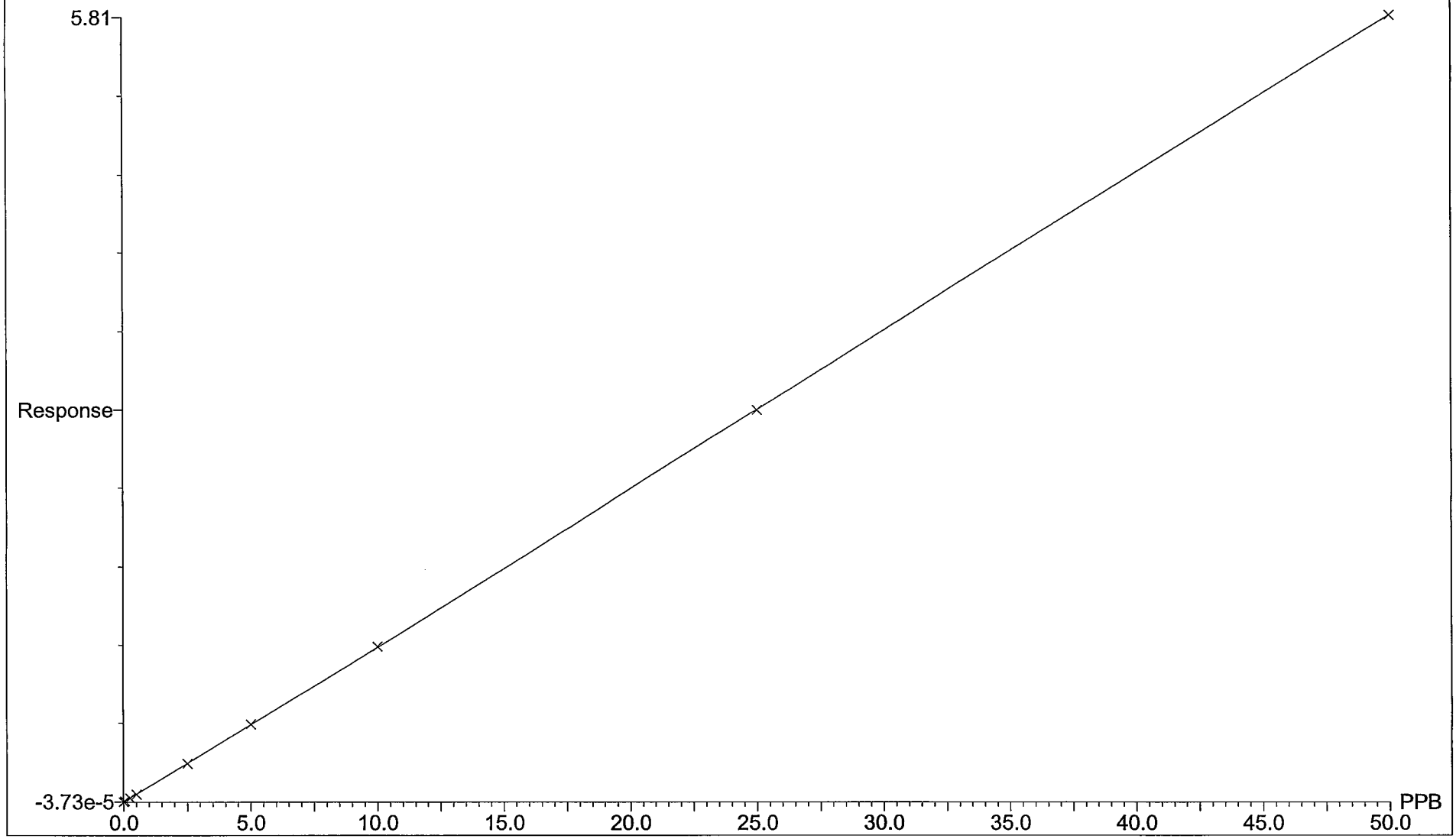

Compound 19 name: 75As
Coefficient of Determination: 0.999987
Calibration curve: -1.62906e-6 * x^3 + 4.98875e-5 * x^2 + 0.0106628 * x + 0.00127512
Response type: Internal Std (Ref 13), Area * (IS Conc. / IS Area)
Curve type: 3rd Order, Origin: Exclude, Weighting: 1/x, Axis trans: None

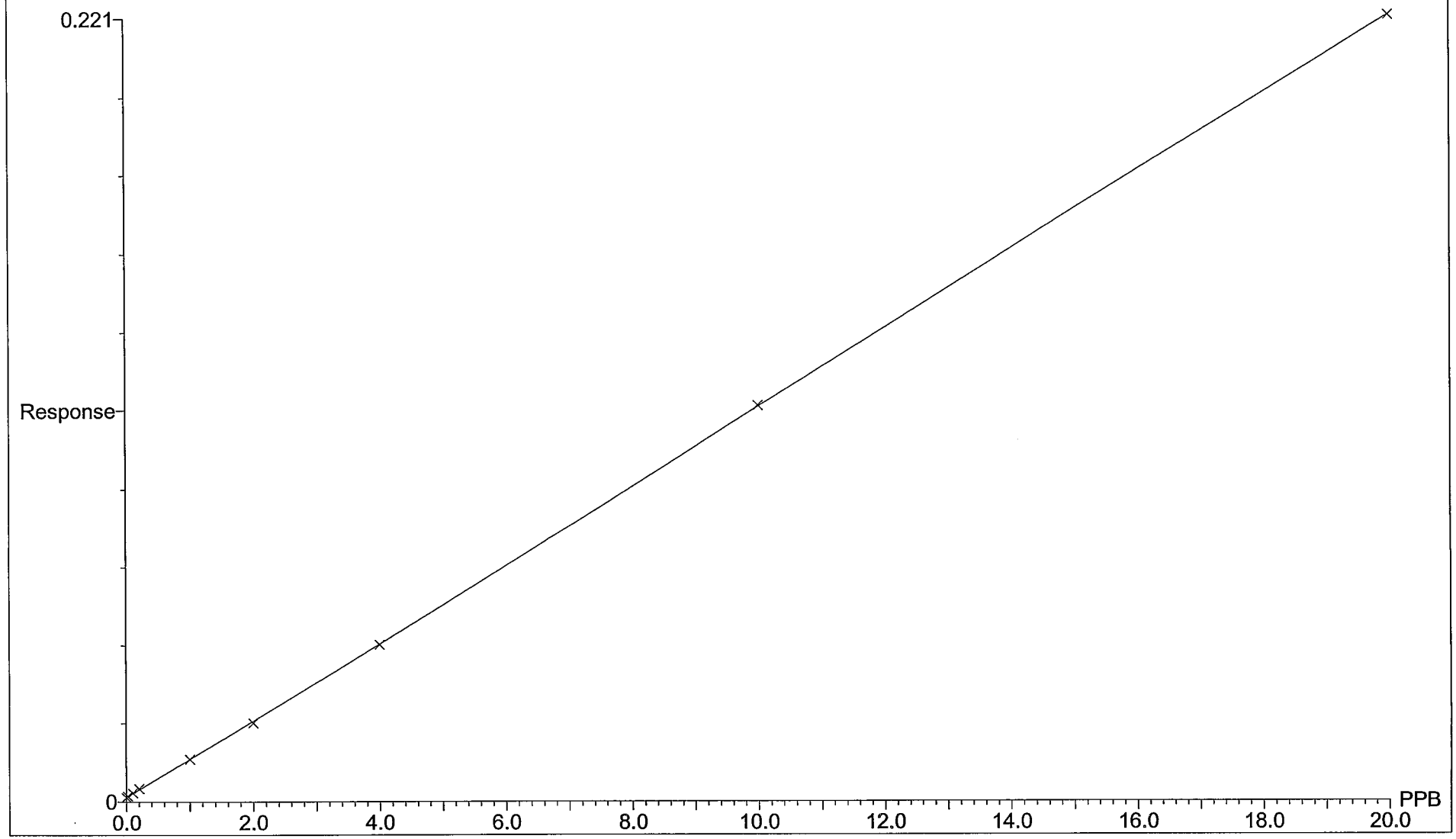

Compound 23 name: 109Ag
Coefficient of Determination: 0.999995
Calibration curve: -4.78894e-5 * x^3 + 0.000712040 * x^2 + 0.0383461 * x + -1.73987e-5
Response type: Internal Std (Ref 2), Area * (IS Conc. / IS Area)
Curve type: 3rd Order, Origin: Exclude, Weighting: 1/x, Axis trans: None

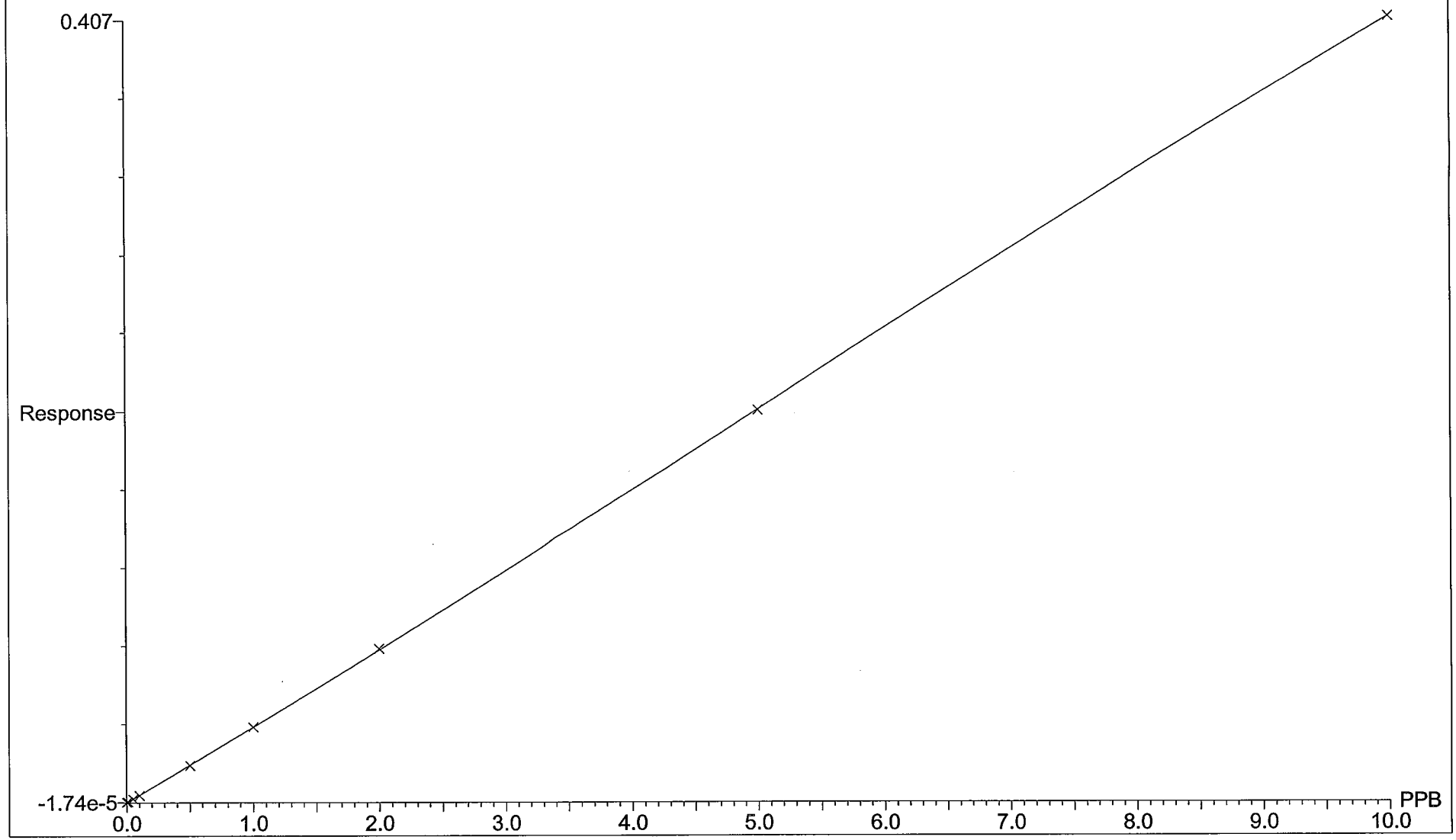

Miscellaneous

242283

Paragon Analytics

Documentation of Acidification and/or Filtration of Water Samples in Metals Department

Sample ID	Initial Sample pH	Initial Sample Volume (mL)	Filtered through 0.45 µm ? (Y / N)	Volume HNO_3 Added (mL)	Lot # for Conc. HNO_3	Date HNO_3 Added	Time HNO_3 Added	Initials	Sample pH after 24 hrs	Initials	Comments
F080902-2MB	—	150	Y	0.6	604026	9/2/08	1645	fm	<2 9/3/08 1700	fm	
0808205-1	7	300 140	Y	1.2	↓	↓	↓	↓	↓	↓	
0809004-1	8	~~80~~	N	~~1.8~~ 0.6	604026	9/5/08	1400	fm	<2 9/6/08 1630	fm	SAMPLE ONLY REQUIRED PRESERVATION
F0809-1MB	—	200	Y	0.6	604026	9/9/08	1600	fm	<2 9/12/08 1402	fm	
0808149-2	5	60 ~~80~~	N	0.6	↓	↓	↓	↓	↓	↓	ONLY REQUIRED PRESERVATIO
-4	5	60 ~~80~~	N	0.6	↓	↓	↓	↓	↓	↓	↓
-6	5	80	Y	0.2	↓	↓	↓	↓	<2 9.11.08 1645	AJ	SAMPLE 6 IS SAMPLE 2 AFTER FILTER & PRES.
-7	5	80	Y	0.2	↓	↓	↓	↓	<2 9.11.08 1645	AJ	SAMPLE 7 IS SAMPLE 4 AFTER FILTER & PRES
F080911-1MB	—	100	Y	0.4	604026	9/11/08	1700	fm	<2 9/13/08	RC	
0809060-1	7	60	Y	0.2	↓	↓	↓	↓	↓	↓	
-2	7	50	Y	0.2	↓	↓	↓	↓	↓	↓	
-3	6	60	Y	0.2	↓	↓	↓	↓	↓	↓	
-4	7	60	Y	0.2	↓	↓	↓	↓	↓	↓	
-6	6	40	Y	0.2	↓	↓	↓	↓	↓	↓	
-7	6	60	Y	0.2	↓	↓	↓	↓	↓	↓	
-8	6	60	Y	0.2	↓	↓	↓	↓	↓	↓	
F080912-1MB	—	100	Y	0.4	604026	9/12/08	1645	fm	<2 9/13/08	↓	
0809076-1	7	60	Y	0.2	↓	↓	↓	↓	↓	↓	

Reviewed by / date RC 9/17/08

Form 824r1.doc (8/1/07)

242284

Paragon Analytics

Documentation of Acidification and/or Filtration of Water Samples in Metals Department

Sample ID	Initial Sample pH	Initial Sample Volume (mL)	Filtered through 0.45 µm ? (Y / N)	Volume HNO_3 Added (mL)	Lot # for Conc. HNO_3	Date HNO_3 Added	Time HNO_3 Added	Initials	Sample pH after 24 hrs	Initials	Comments
0809076-2	6	60	Y	0.2	604026	9/12/08	1645	fm	9/13/08	RF	
-3	7	60	Y	0.2							
-4	6	60	Y	0.2							
-5	7	60	Y	0.2							
-6	7	60	Y	0.2							
-7	7	60	Y	0.2							
-8	7	60	Y	0.2							
-9	7	60	Y	0.2							
-10	7	60	Y	0.2							
-11	7	100	Y	0.2							
~~F0915~~					~~9/15/08 fm~~						
F080915-1MB	—	100	Y	0.4	604026	9/15/08	1235	fm	9/17/08	RF	
0809093-1	7	60	Y	0.2							
-2	7	40	Y	0.2							
-3	6	60	Y	0.2							
-4	6	60	Y	0.2							
-5	7	60	Y	0.2							
-6	7	60	Y	0.2							

Reviewed by / date RF 9/17/08

Form 824r1.doc (8/1/07)

PARAGON ANALYTICS
A Division of DataChem Laboratories, Inc.

225 Commerce Drive, Fort Collins, Colorado 80524
TF: (800) 443-1511 ◆ PH: (970) 490-1511 ◆ FX: (970) 490-1522
www.paragonlabs.com

September 19, 2008

Ms. Sheri O'Connor
URS
8181 E. Tufts Ave
Denver, CO 80237

Re: Paragon Workorder: 08-09-060
Client Project Name: Prather Phase 1 Investigation
Client Project Number: None Submitted

Dear Ms. O'Connor:

Eight water samples were received from URS on September 10, 2008. The samples were scheduled for the following analyses:

Metals	pages 1-222	GC/MS Volatiles	pages 1-156
Inorganics	pages 1-133	Dissolved Gasses	pages 1-48

The results for these analyses are contained in the enclosed reports.

Thank you for your confidence in Paragon Analytics. Should you have any questions, please call.

Sincerely,

Debbie Fazio

Paragon Analytics
Debbie Fazio
Project Manager

DJF/eh
Enclosure (s): Report and CD

Anion / Cation Summary Report

Lab ID: **0809060-1** QC Type: SMP
Field ID: PS-MW03D

Analyte	Final Result	Report Units	mEq
BICARBONATE AS CaCO3	224.6671	MG/L	4.49
CHLORIDE	6.187284	MG/L	0.17
FLUORIDE	0.1610967	MG/L	0.01
NITRATE AS N	0.2	MG/L	0.00
NITRITE AS N	0.1632669	MG/L	0.01
SULFATE	71.10848	MG/L	1.48
Anion Result Sum	302.49		

Analyte	Final Result	Report Units	mEq
CALCIUM	54.90265	MG/L	2.74
IRON	0.1	MG/L	0.00
MAGNESIUM	16.48165	MG/L	1.36
MANGANESE	0.03446038	MG/L	0.00
POTASSIUM	2.834988	MG/L	0.07
SODIUM	42.4042	MG/L	1.84
Cation Result Sum	116.76		

Total Result: **419.25** MG/L
TDS Result: **374.00003** MG/L
RPD: 11.41%

Anion mEq Sum: **6.16**
Cation mEq Sum: **6.01**
RPD: 2.48%

Lab ID: **0809060-2** QC Type: SMP
Field ID: PS-MW03S

Analyte	Final Result	Report Units	mEq
BICARBONATE AS CaCO3	240.8524	MG/L	4.81
CHLORIDE	8.754576	MG/L	0.25
FLUORIDE	0.1	MG/L	0.00
NITRATE AS N	1.433297	MG/L	0.10
NITRITE AS N	0.1	MG/L	0.00
SULFATE	47.46687	MG/L	0.99
Anion Result Sum	298.71		

Analyte	Final Result	Report Units	mEq
CALCIUM	57.87935	MG/L	2.89
IRON	0.1	MG/L	0.00
MAGNESIUM	17.87429	MG/L	1.47
MANGANESE	0.05250875	MG/L	0.00
POTASSIUM	1	MG/L	0.00
SODIUM	27.60373	MG/L	1.20
Cation Result Sum	104.51		

Total Result: **403.22** MG/L
TDS Result: **383.00003** MG/L
RPD: 5.14%

Anion mEq Sum: **6.15**
Cation mEq Sum: **5.56**
RPD: 10.07%

Lab ID: **0809060-3** QC Type: SMP
Field ID: PS-MW04D

Analyte	Final Result	Report Units	mEq
BICARBONATE AS CaCO3	234.1085	MG/L	4.68
CHLORIDE	11.4942	MG/L	0.32
FLUORIDE	0.212429	MG/L	0.01
NITRATE AS N	1.346125	MG/L	0.10
NITRITE AS N	0.1	MG/L	0.00

Anion / Cation Summary Report

SULFATE	53.49996	MG/L	1.11
Anion Result Sum	300.76		

Analyte	Final Result	Report Units	mEq
CALCIUM	50.49551	MG/L	2.52
IRON	0.1	MG/L	0.00
MAGNESIUM	15.84737	MG/L	1.30
MANGANESE	0.03855274	MG/L	0.00
POTASSIUM	2.115404	MG/L	0.05
SODIUM	44.52965	MG/L	1.94
Cation Result Sum	113.13		

Total Result:	**413.89**	MG/L	Anion mEq Sum:	**6.22**
TDS Result:	**363.00003**	MG/L	Cation mEq Sum:	**5.82**
RPD:	13.10%		RPD:	6.78%

Lab ID: **0809060-4** QC Type: SMP
Field ID: PS-MW04S

Analyte	Final Result	Report Units	mEq
BICARBONATE AS CaCO3	225.8232	MG/L	4.51
CHLORIDE	8.370273	MG/L	0.24
FLUORIDE	0.1	MG/L	0.00
NITRATE AS N	1.35745	MG/L	0.10
NITRITE AS N	0.1	MG/L	0.00
SULFATE	44.66195	MG/L	0.93
Anion Result Sum	280.41		

Analyte	Final Result	Report Units	mEq
CALCIUM	56.12086	MG/L	2.80
IRON	0.1	MG/L	0.00
MAGNESIUM	17.69339	MG/L	1.46
MANGANESE	0.01	MG/L	0.00
POTASSIUM	1	MG/L	0.00
SODIUM	27.34838	MG/L	1.19
Cation Result Sum	102.27		

Total Result:	**382.69**	MG/L	Anion mEq Sum:	**5.78**
TDS Result:	**423.00003**	MG/L	Cation mEq Sum:	**5.45**
RPD:	10.01%		RPD:	5.88%

Lab ID: **0809060-6** QC Type: SMP
Field ID: PS-MW05D

Analyte	Final Result	Report Units	mEq
BICARBONATE AS CaCO3	249.0183	MG/L	4.98
CHLORIDE	52.78224	MG/L	1.49
FLUORIDE	0.3039216	MG/L	0.02
NITRATE AS N	1.149785	MG/L	0.08
NITRITE AS N	0.1	MG/L	0.00
SULFATE	88.23244	MG/L	1.84
Anion Result Sum	391.59		

Analyte	Final Result	Report Units	mEq
CALCIUM	46.35053	MG/L	2.31
IRON	0.1	MG/L	0.00
MAGNESIUM	14.16698	MG/L	1.17
MANGANESE	0.05794428	MG/L	0.00
POTASSIUM	2.466415	MG/L	0.06

Anion / Cation Summary Report

SODIUM	100.2955	MG/L	4.36
Cation Result Sum	163.44		

Total Result:	**555.02**	MG/L	Anion mEq Sum:	**8.40**
TDS Result:	**548**	MG/L	Cation mEq Sum:	**7.91**
RPD:	1.27%		RPD:	6.06%

Lab ID: **0809060-7** QC Type: SMP
Field ID: PS-MW08S

Analyte	Final Result	Report Units	mEq
BICARBONATE AS CaCO3	225.4378	MG/L	4.51
CHLORIDE	262.2651	MG/L	7.40
FLUORIDE	0.1	MG/L	0.00
NITRATE AS N	0.5652611	MG/L	0.04
NITRITE AS N	0.1	MG/L	0.00
SULFATE	57.58974	MG/L	1.20
Anion Result Sum	546.06		

Analyte	Final Result	Report Units	mEq
CALCIUM	124.3421	MG/L	6.20
IRON	0.1	MG/L	0.00
MAGNESIUM	37.05526	MG/L	3.05
MANGANESE	0.1354616	MG/L	0.00
POTASSIUM	7.834894	MG/L	0.20
SODIUM	80.09978	MG/L	3.48
Cation Result Sum	249.57		

Total Result:	**795.63**	MG/L	Anion mEq Sum:	**13.14**
TDS Result:	**903.00006**	MG/L	Cation mEq Sum:	**12.94**
RPD:	12.64%		RPD:	1.53%

Lab ID: **0809060-8** QC Type: SMP
Field ID: PS-MW08D

Analyte	Final Result	Report Units	mEq
BICARBONATE AS CaCO3	224.6671	MG/L	4.49
CHLORIDE	271.5917	MG/L	7.66
FLUORIDE	0.1	MG/L	0.00
NITRATE AS N	0.5550035	MG/L	0.04
NITRITE AS N	0.1	MG/L	0.00
SULFATE	180.0654	MG/L	3.75
Anion Result Sum	677.08		

Analyte	Final Result	Report Units	mEq
CALCIUM	114.1465	MG/L	5.70
IRON	0.1	MG/L	0.00
MAGNESIUM	35.59833	MG/L	2.93
MANGANESE	0.0313745	MG/L	0.00
POTASSIUM	4.028297	MG/L	0.10
SODIUM	207.6656	MG/L	9.03
Cation Result Sum	361.57		

Total Result:	**1038.65**	MG/L	Anion mEq Sum:	**15.94**
TDS Result:	**1009.0001**	MG/L	Cation mEq Sum:	**17.76**
RPD:	2.90%		RPD:	10.82%

Anion / Cation Summary Report

Below is a list of Lab IDs for this Order Number that were logged in for metals analyses. Note: if this area is empty then either no metals analyses were requested or the cations of interest were not requested.

0809060-1	0809060-2	0809060-3	0809060-4	0809060-6	0809060-7	0809060-8

Paragon Analytics

Sample Number(s) Cross-Reference Table

Paragon OrderNum: 0809060
Client Name: URS
Client Project Name: Prather Phase 1 Investigation
Client Project Number:
Client PO Number: Prather-2008

Client Sample Number	Lab Sample Number	COC Number	Matrix	Date Collected	Time Collected
PS-MW03D	0809060-1		WATER	08-Sep-08	10:00
PS-MW03S	0809060-2		WATER	08-Sep-08	10:40
PS-MW04D	0809060-3		WATER	08-Sep-08	11:20
PS-MW04S	0809060-4		WATER	08-Sep-08	12:30
PS-MW06R	0809060-5		WATER	08-Sep-08	13:05
PS-MW05D	0809060-6		WATER	08-Sep-08	14:00
PS-MW08S	0809060-7		WATER	08-Sep-08	15:30
PS-MW08D	0809060-8		WATER	08-Sep-08	16:30

0809060

CHAIN OF CUSTODY RECORD / ANALYTICAL SERVICES AGREEMENT **

Page 1 of ____

Evergreen Analytical Laboratory Inc.

4036 Youngfield St.
Wheat Ridge, Colorado 80033
(303) 425-6021
FAX (303) 425-6854
(877) 737-4521
info@evergreenanalytical.com

CLIENT INFORMATION

Mail **Original** Report to: URS Corporation
Attn Mark Leversen
Address 8181 East Tufts Avenue
City Denver State CO Zip 80237
Tel # 303-694-2770 Fax # 303-630-6040 E-mail mark-leversen@urscorp.com

REPORT ALSO BY ☒ FAX ☒ PDF ☒ EDD

REPORT CHROMATOGRAMS ☐ NO (YES)

Mail Invoice to: Same
Attn
Address
City State Zip
Tel # Fax #
Project ID# Heather ~~Spring~~ Phase I Inv.
P.O. Quote
Sampler MEM

NOTE: *Identify Known Hazards Below*

Report Results by: ____ (Date)*
Standard 2 working weeks ☐
UST Analyses per Fee Schedule ☐
* Rush: ☒ less than 24 hrs, 150% ☐ 1 - 2 work days, 100%
☐ 3 - 5 work days, 50% ☐ 6 - 9 work days, 25%
*Subject to surcharge & exceptions noted in fee schedule.

CONFIRMATION OF SAMPLE RECEIPT REQUIRED? ☐ YES

	SAMPLE IDENTIFICATION	DATE SAMPLED	TIME	No. of Containers	MATRIX: 1) Drinking Water or 2) Discharge Water or 3) Ground Water (circle one)	Soil / Solid / Air / Gas	Oil / Sludge / Wipe	TCLP VOA/BNA/Pest/Herb/Metals (circle)	Volatile Organics 8260/624 (circle)	Semi-volatile Organics BNA, PAH, PNA 8270/625 (circle)	Chlorinated Pesticides 8081/608 (circle)	Organophosphorous Pesticides 8270	PCBs/8082/608/screen (circle)	Herbicides 8151	BTEX 8021/602/8260/MTBE (circle)	TVPH 8015mod. / 8260 (circle)	TEPH 8015mod. (Diesel)	Total Metals-DW / NPDES / SW846 (circle & list metals below)	Dissolved Metals - DW / SW846 (circle & list metals below)	Oil & Grease 1664 / 9071 (circle)	TRPH 418.1	Anions 300.0 (circle below)	Major Cations	Total Alkalinity	TDS/Conductivity	Dissolved Methane	Sulfide	For Laboratory Use Only
1	PS-MW03D	9/8/08	10:00	9	X				X								X	X				X	X	X	X	X	X	
2	PS-MW03S		10:40	9	X				X								X	X				X	X	X	X	X	X	
3	PS-MW04D		11:20	9	X				X								X	X				X	X	X	X	X	X	
4	PS-MW04S		12:30	9	X				X								X	X				X	X	X	X	X	X	
5	PS-MW06R		13:05	6	X				X																	X		
6	PS-MW05D		14:00	7	X				X									X				X				X		
7	PS-MW08S		15:30	9	X				X									X				X	X	X	X	X	X	
8	PS-MW08D		16:30	9	X				X									X				X	X	X	X	X	X	
				Sample Fraction																								

W.O. #
B.O.F. #
C/S (O) /
C/S (I) /
Temp. °C / Ice
Seals Present Y / N / NA
Samples Pres. Y / N / NA
Headspace Y / N / NA
By /

Instructions: Run Extended 8260 Suite Total Metals/Cations are Non Preserved - Non Filtered - See attached Sheet for Cation/Anion/Total Metals - Analysis

** **Important Note:** See reverse side for Terms and Conditions.

Anions: Bromide, Chloride, Nitrate, Nitrite, O-Phosphate, Sulfate (Circle)

Relinquished by: (Signature)	Date/Time	Received by: (Signature)	Date/Time	Relinquished by: (Signature)	Date/Time	Received by: (Signature)	Date/Time
[signature]	9/9/08 1700	Cheryl Trumble	9-10-08 1000				

CONDITION OF SAMPLE UPON RECEIPT FORM **Paragon Analytics**

Client: URS Workorder No: 0809060

Project Manager: DF Initials: CT Date: 9-10-08

1. Does this project require any **special handling** in addition to standard Paragon procedures?		YES	(NO)
2. Are custody **seals** on **shipping containers** intact?	NONE	(YES)	NO
3. Are Custody seals on **sample containers** intact?	(NONE)	YES	NO
4. Is there a **COC (Chain-of-Custody) present** or other representative documents?		(YES)	NO
5. Are the **COC and bottle labels complete and legible**?		(YES)	NO
6. Is the **COC in agreement** with samples received? (IDs, dates, times, no. of samples, no. of containers, matrix, requested analyses, etc.)		YES	(NO)
7. Were **airbills / shipping documents** present and/or removable?	DROP OFF	(YES)	NO
8. Are all aqueous **samples requiring preservation preserved correctly?** (excluding volatiles)	N/A	YES	(NO)
9. Are all aqueous **non-preserved samples pH 4-9**?	N/A	(YES)	NO
10. Is there **sufficient sample** for the requested analyses?		(YES)	NO
11. Were all samples placed in the **proper containers** for the requested analyses?		(YES)	NO
12. Are all samples within **holding times** for the requested analyses?		(YES)	NO
13. Were all sample containers received **intact**? (not broken or leaking, etc.)		(YES)	NO
14. Are all samples requiring **no** headspace (**VOC, GRO, RSK/MEE, Rx CN/S, radon**) headspace free? **Size of bubble**: ✓ < green pea ____ > green pea	N/A	YES	(NO)
15. Do perchlorate LCMS-MS samples **have** headspace? (at least 1/3 of container required)	(N/A)	YES	NO
16. Were samples checked for and free from the presence of **residual chlorine?** (Applicable when PM has indicated samples are from a chlorinated water source; note if field preservation with sodium thiosulfate was not observed.)	(N/A)	YES	NO
17. Were the samples **shipped on ice**?		(YES)	NO
18. Were cooler temperatures measured at 0.1-6.0°C? **IR gun used*:** #2 (#4)	RAD ONLY	(YES)	NO

Cooler #:	1							
Temperature (°C):	6.0°							
No. of custody seals on cooler:	1							
DOT Survey/ Acceptance Information — External µR/hr reading:	14							
Background µR/hr reading:	11							

Were external µR/hr readings ≤ two times background and within DOT acceptance criteria? (YES) / NO / NA (If no, see Form 008.)

Additional Information: PROVIDE DETAILS BELOW FOR A NO RESPONSE TO ANY QUESTION ABOVE, EXCEPT #1 AND #16.

PS-MW08S time on label: 1620
PS-MW08D ↓ ↓
All sulfide bottles are pH 7

Sample PS-MW04D 50% Sediment
Sample PS-MW05D 100% Sediment
~~DID NOT RECEIVE SULFIDE BOTTLE FOR PS~~ CT 9-10-08

Paragon directed to NOT add addition preservation to sulfide bottles.

If applicable, was the client contacted? (YES) / NO / NA Contact: Sheri O'Connor Date/Time: 9/10/08 1030

Project Manager Signature / Date: Debbie Fazio 9/10/08

*IR Gun #2: Oakton, SN 29922500201-0066 *IR Gun #4: Oakton, SN 2372220101-0002

CONDITION OF SAMPLE UPON RECEIPT FORM

Paragon Analytics

Client: URS

Workorder No: 0809060

Project Manager: DF

Initials: CT

Date: 9-10-08

Additional Information:

- Some anim HT expired prior to receipt or with insufficient HT remaining. Paragon directed to proceed.
- URS only wants water portion analyzed.

Headspace:

Paragon Sample ID	Client Sample ID	Requested Analyses	Temperature °C	Cooler Number
0809060-2-1	PS-MW03S			
↓ -2-2	↓			
0809060-2-4				
-2-5	↓			
-3-1	PS-MW04D			
-3-4		HEADSPACE < GREEN PEA		
-3-5	↓			
-6-1	PS-MW05D			
-6-2	↓			

If applicable, was the client contacted? YES / NO / NA Contact: Sheri O'Connor Date/Time: 9/10/08 1030

Project Manager Signature / Date: Debbie Fazio 9/10/08

Form 201r21.xls (7/30/08)

Table 2 - Aqueous Sample Collection, Handling, and Analysis Summary

Analyte Class	Analysis	Method	Reporting Limit	Holding Time	Bottle and Preservation
Organics	Volatile Organics (including BTEX)	SW8260B	Varies by analyte	14 days	3 x 40 ml glass vial, pH < 2 with HCl, ≤6°C
	Methane	RSK-175	1.0 mg/l	7 days	3 x 40 ml glass vial. ≤6°C
Trace and Other Metals	Arsenic, dissolved	SW6020	0.002 mg/l	6 months	field-filtered into 1 L poly bottle, pH < 2 with HNO_3, ≤6°C
	Barium, dissolved ✓ 6010		0.025 mg/l		
	Boron, dissolved ✓ 6010		0.2 mg/l		
	Cadmium, dissolved		0.001 mg/l		
	Chromium, dissolved ✓ 6010		0.005 mg/l		
	Copper, dissolved ✓ 6010		0.025 mg/l		
	Lead, dissolved		0.005 mg/l		
	Selenium, dissolved		0.005 mg/l		
	Silver, dissolved		0.002 mg/l		
Major Cations	Calcium, dissolved ✓	SW6010B	0.387 mg/l		
	Iron, dissolved ✓		0.07 mg/l		
	Magnesium, dissolved ✓		0.15 mg/l		
	Manganese, dissolved ✓		0.005 mg/l		
	Potassium, dissolved ✓		0.34 mg/l		
	Sodium, dissolved ✓		0.4 mg/l		
Major Anions	Bromide	EPA 300.0	0.2 mg/l	28 days	1 L poly bottle, ≤6°C
	Chloride		0.5 mg/l		
	Sulfate		0.5 mg/l		
	Nitrite + Nitrate as N		0.061 mg/l		
	Fluoride	SM4500-F C	0.2 mg/l	28 days	
	Bicarbonate alkalinity	SM2320B	5 mg/l	14 days	
	Carbonate alkalinity		5 mg/l		
	Hydroxide alkalinity		5 mg/l		

Analyte Class	Analysis	Method	Reporting Limit	Holding Time	Bottle and Preservation
	Total alkalinity		5 mg/l		
	Total Dissolved Solids (TDS)	EPA 160.1	10 mg/l	7 days	
	Sulfide	SM4500-S C/F	0.5 mg/l	7 days	5 ml of 10N Zinc acetate, pH > 9 with NaOH ≤6°C
Other Parameters	Conductivity	SM2510B	1 mmhos/cm	48 hours	≤6°C
	Cation/Anion Charge Balance	SM1030F (calculation)	NA	NA	NA

SW = Test Methods for Evaluating Solid Waste, Physical/Chemical Methods, USEPA Office of Solid Waste (SW-846), including all updates.
SM = Standard Methods for the Examination of Water and Wastewater, 20th Edition, EPA.
EPA = Methods for the Chemical Analysis of Water and Wastewater (MCAWW), 1983, EPA
NA = Not applicable

FedEx. Express **US Airbill**

FedEx Tracking Number 8662 6664 0575

Recipient's Copy

RECIPIENT: PEEL HERE

fedex.com 1.800.GoFedEx 1.800.463.3339

1 From This portion can be removed for Recipient's records.

Date 9/9/08 FedEx Tracking Number 866266640575

Sender's Name Mark E. Mumby Phone 970 243-3271

Company HRL COMPLIANCE SOLUTIONS

Address 216 NORTH AVE STE 1

Dept./Floor/Suite/Room

City GRAND JUNCTION State CO ZIP 81501

2 Your Internal Billing Reference

3 To

Recipient's Name Sample Receiving Phone 800-443-1511

Company Paragon Analytics, Inc.

Recipient's Address 225 Commerce Drive

We cannot deliver to P.O. boxes or P.O. ZIP codes.

Dept./Floor/Suite/Room

Address

To request a package be held at a specific FedEx location, print FedEx address here.

City Fort Collins State CO ZIP 80524

14-1

6.0C

0384077083

8662 6664 0575

4a Express Package Service — Packages up to 150 lbs.

- [x] FedEx Priority Overnight — Next business morning.* Friday shipments will be delivered on Monday unless SATURDAY Delivery is selected.
- [ ] FedEx Standard Overnight — Next business afternoon.* Saturday Delivery NOT available.
- [ ] FedEx First Overnight — Earliest next business morning delivery to select locations.* Saturday Delivery NOT available.
- [ ] FedEx 2Day — Second business day.* Thursday shipments will be delivered on Monday unless SATURDAY Delivery is selected.
- [ ] FedEx Express Saver — Third business day.* Saturday Delivery NOT available.

FedEx Envelope rate not available. Minimum charge: One-pound rate.

* To most locations.

4b Express Freight Service — Packages over 150 lbs.

- [ ] FedEx 1Day Freight* — Next business day.** Friday shipments will be delivered on Monday unless SATURDAY Delivery is selected.
- [ ] FedEx 2Day Freight — Second business day.** Thursday shipments will be delivered on Monday unless SATURDAY Delivery is selected.
- [ ] FedEx 3Day Freight — Third business day.** Saturday Delivery NOT available.

* Call for Confirmation.

** To most locations.

5 Packaging

- [ ] FedEx Envelope*
- [ ] FedEx Pak* — Includes FedEx Small Pak, FedEx Large Pak, and FedEx Sturdy Pak.
- [ ] FedEx Box
- [ ] FedEx Tube
- [x] Other

* Declared value limit $500.

6 Special Handling — Include FedEx address in Section 3.

- [ ] SATURDAY Delivery — Not available for FedEx Standard Overnight, FedEx First Overnight, FedEx Express Saver, or FedEx 3Day Freight.
- [ ] HOLD Weekday at FedEx Location — Not available for FedEx First Overnight.
- [ ] HOLD Saturday at FedEx Location — Available ONLY for FedEx Priority Overnight and FedEx 2Day to select locations.

Does this shipment contain dangerous goods? One box must be checked.

- [x] No
- [ ] Yes — As per attached Shipper's Declaration.
- [ ] Yes — Shipper's Declaration not required.
- [ ] Dry Ice — Dry Ice, 9, UN 1845 ____ x ____ kg
- [ ] Cargo Aircraft Only

Dangerous goods (including dry ice) cannot be shipped in FedEx packaging.

7 Payment Bill to: Enter FedEx Acct. No. or Credit Card No. below.

- [x] Sender — Acct. No. in Section 1 will be billed.
- [ ] Recipient
- [ ] Third Party
- [ ] Credit Card
- [ ] Cash/Check

Obtain Recip. Acct. No. [ ]

[redacted]

Total Packages 1 Total Weight 49 [redacted]

Credit Card Auth.

Your liability is limited to $100 unless you declare a higher value. See the current FedEx Service Guide for details.

8 Residential Delivery Signature Options — If you require a signature, check Direct or Indirect.

- [ ] No Signature Required — Package may be left without obtaining a signature for delivery.
- [ ] Direct Signature — Someone at recipient's address may sign for delivery. Fee applies.
- [ ] Indirect Signature — If no one is available at recipient's address, someone at a neighboring address may sign for delivery. Fee applies.

519

Rev. Date 10/06 Part #156279 ©1994–2006 FedEx • PRINTED IN U.S.A. • SRF

Paragon Analytics

Dissolved Gasses Case Narrative

URS

Prather Phase 1 Investigation

Order Number - 0809060

1. This report consists of 8 water samples. The samples were received cool and intact by Paragon on 09/10/08.

   All samples were free of headspace prior to analysis.

   Sample 0809060-3 had a pH > 2 at the time of analysis. All other samples had a pH < 2 at the time of analysis.

2. These samples were prepared and analyzed according to method RSK-175 procedures and PA SOP449R0.

3. The preparation batch included a method blank, laboratory control sample, laboratory control sample duplicate, sample duplicate, and matrix spike. The following is a list of samples used for the matrix QC:

Sample ID	QC Type	Batch ID
0809060-5	MS	HC080910-1
0809060-1	DUP	HC080910-1

   Similarity of matrix and therefore relevance of the QC results should not be automatically inferred for any sample other than the native sample selected for QC.

4. All preparation QC results were within the acceptance criteria.

5. All samples are associated with one or more of the following analytical QC: initial calibrations, initial calibration verifications (ICV), and continuing calibration verifications (CCV).

6. All analytical QC were within the acceptance criteria.

7. Sample dilutions were not required for the requested analyses.

8. The samples were prepared and analyzed within the established holding times.

9. Manual integrations are performed when needed to provide consistent and defensible data following the guidelines in Paragon Analytics Standard Operating Procedure 939 Revision 3. Whenever manual integrations are performed, before and after chromatograms of the peak that was manually integrated are included in the report along with the reason re-integration was necessary.

The data contained in the following report have been reviewed and approved by the personnel listed below. In addition, Paragon Analytics certifies that the analyses reported herein are true, complete and correct within the limits of the methods employed.

Megan Johnson
Megan Johnson
Organics Primary Data Reviewer

9/11/08
Date

Dan Shenerman
Organics Final Data Reviewer

9-11-08
Date

Paragon Analytics
Data Qualifier Flags
Chromatography and Mass Spectrometry

U or ND:	**This flag indicates that the compound was analyzed for but not detected.**
J:	**This flag indicates an estimated value. This flag is used as follows: (1) when estimating a concentration for tentatively identified compounds (TICs) where a 1:1 response is assumed; (2) when the mass spectral and retention time data indicate the presence of a compound that meets the volatile and semivolatile GC/MS identification criteria, and the result is less than the reporting limit (RL) but greater than the method detection limit (MDL); (3) when the retention time data indicate the presence of a compound that meets the GC identification criteria, and the result is less than the RL but greater than the MDL; and (4) the reported value is estimated.**
B:	**This flag is used when the analyte is detected in the associated method blank as well as in the sample. It indicates probable blank contamination and warns the data user. This flag shall be used for a tentatively identified compound (TIC) as well as for a positively identified target compound.**
E:	**This flag identifies compounds whose concentration exceeds the upper level of the calibration range.**
A:	**This flag indicates that a tentatively identified compound is a suspected aldol-condensation product.**
X:	**This flag indicates that the analyte was diluted below an accurate quantitation level.**
***:**	**This flag indicates that a spike recovery is equal to or outside the control criteria used.**
+:	**This flag indicates that the relative percent difference (RPD) equals or exceeds the control criteria.**

Paragon Analytics

Sample Number(s) Cross-Reference Table

Paragon OrderNum: 0809060
Client Name: URS
Client Project Name: Prather Phase 1 Investigation
Client Project Number:
Client PO Number: Prather-2008

Client Sample Number	Lab Sample Number	COC Number	Matrix	Date Collected	Time Collected
PS-MW03D	0809060-1		WATER	08-Sep-08	10:00
PS-MW03S	0809060-2		WATER	08-Sep-08	10:40
PS-MW04D	0809060-3		WATER	08-Sep-08	11:20
PS-MW04S	0809060-4		WATER	08-Sep-08	12:30
PS-MW06R	0809060-5		WATER	08-Sep-08	13:05
PS-MW05D	0809060-6		WATER	08-Sep-08	14:00
PS-MW08S	0809060-7		WATER	08-Sep-08	15:30
PS-MW08D	0809060-8		WATER	08-Sep-08	16:30

0809060

CHAIN OF CUSTODY RECORD / ANALYTICAL SERVICES AGREEMENT **

Page 1 of ____

Evergreen Analytical Laboratory Inc.

4036 Youngfield St.
Wheat Ridge, Colorado 80033
(303) 425-6021
FAX (303) 425-6854
(877) 737-4521
info@evergreenanalytical.com

CLIENT INFORMATION

Mail **Original** Report to: URS Corporation
Attn Mark Leversen
Address 8181 East Tufts Avenue
City Denver State CO Zip 80237
Tel # 303-694-2770 Fax # 303-930-6010 E-mail mark-leversen@urscorp.com

REPORT ALSO BY ☒ FAX ☒ PDF ☒ EDD

REPORT CHROMATOGRAMS ☐ NO (YES)

Mail Invoice to: Same
Attn ____
Address ____
City ____ State ____ Zip ____
Tel # ____ Fax # ____
Project ID# Prather Spring Phase I Inv.
P.O. ____ Quote ____
Sampler MEM

NOTE: *Identify Known Hazards Below*

Report Results by: ____ (Date)*
Standard 2 working weeks ☐
UST Analyses per Fee Schedule ☐
* Rush: ☒ less than 24 hrs, 150% ☐ 1 - 2 work days, 100%
☐ 3 - 5 work days, 50% ☐ 6 - 9 work days, 25%
*Subject to surcharge & exceptions noted in fee schedule.

CONFIRMATION OF SAMPLE RECEIPT REQUIRED? ☐ YES

For Laboratory Use Only
W.O. # ____
B.O.F. # ____
C/S (O) ____ / ____
C/S (I) ____ / ____
Temp. °C ____ / Ice ____
Seals Present Y / N / NA
Samples Pres. Y / N / NA
Headspace Y / N / NA
By ____ / ____

	SAMPLE IDENTIFICATION	DATE SAMPLED	TIME	No. of Containers	MATRIX: 1) Drinking Water or 2) Discharge Water or 3) Ground Water (circle one)	Soil / Solid / Air / Gas	Oil / Sludge / Wipe	TCLP VOA/BNA/Pest/Herb/Metals (circle)	Volatile Organics 8260/624 (circle)	Semi-volatile Organics BNA, PAH, PNA 8270/625 (circle)	Chlorinated Pesticides 8081/608 (circle)	Organophosphorous Pesticides 8270	PCBs/8082/608/screen (circle)	Herbicides 8151	BTEX 8021/602/8260/MTBE (circle)	TVPH 8015mod. / 8260 (circle)	TEPH 8015mod. (Diesel)	Total Metals-DW / NPDES / SW846 (circle & list metals below)	Dissolved Metals - DW / SW846 (circle & list metals below)	Oil & Grease 1664 / 9071 (circle)	TRPH 418.1	Anions 300.0 (circle below)	Major Cations	Total Alkalinity	TDS/Conductivity	Dissolved Methane	Sulfide	
1	FS-MW03D	9/8/08	10:00	9	X				X								X	X				X	X	X	X	X	X	
2	PS-MW03S		10:40	9	X				X								X	X				X	X	X	X	X	X	
3	PS-MW04D		11:20	9	X				X								X	X				X	X	X	X	X	X	
4	PS-MW04S		12:30	9	X				X								X	X				X	X	X	X	X	X	
5	PS-MW06R		13:05	6	X				X																	X		
6	PS-MW05D		14:00	7	X				X									X				X				X		
7	PS-MW08S		15:30	9	X				X									X				X	X	X	X	X	X	
8	PS-MW08D		16:30	9	X				X									X				X	X	X	X	X	X	
	Sample Fraction																											

Instructions: Run Extended 8260 Suite Total Metals/Cations are Non Preserved - Non Filtered - See attached Sheet for Cation/Anion/Total Metals - Analysis

** **Important Note:** See reverse side for Terms and Conditions.

Anions: Bromide, Chloride, Nitrate, Nitrite, O-Phosphate, Sulfate (Circle)

Relinquished by: (Signature)	Date/Time	Received by: (Signature)	Date/Time	Relinquished by: (Signature)	Date/Time	Received by: (Signature)	Date/Time
[signature]	9/9/08 1700	Cheryl Trumble	9-10-08 1000				

CONDITION OF SAMPLE UPON RECEIPT FORM **Paragon Analytics**

Client: URS Workorder No: 0809060

Project Manager: DF Initials: CT Date: 9-10-08

1.	Does this project require any **special handling** in addition to standard Paragon procedures?		YES	(NO)
2.	Are custody **seals** on **shipping containers** intact?	NONE	(YES)	NO
3.	Are Custody seals on **sample containers** intact?	(NONE)	YES	NO
4.	Is there a **COC (Chain-of-Custody) present** or other representative documents?		(YES)	NO
5.	Are the **COC and bottle labels complete and legible**?		(YES)	NO
6.	Is the **COC in agreement** with samples received? (IDs, dates, times, no. of samples, no. of containers, matrix, requested analyses, etc.)		YES	(NO)
7.	Were **airbills / shipping documents** present and/or removable?	DROP OFF	(YES)	NO
8.	Are all aqueous **samples requiring preservation preserved correctly?** (excluding volatiles)	N/A	YES	(NO)
9.	Are all aqueous **non-preserved samples pH 4-9**?	N/A	(YES)	NO
10.	Is there **sufficient sample** for the requested analyses?		(YES)	NO
11.	Were all samples placed in the **proper containers** for the requested analyses?		(YES)	NO
12.	Are all samples within **holding times** for the requested analyses?		(YES)	NO
13.	Were all sample containers received **intact**? (not broken or leaking, etc.)		(YES)	NO
14.	Are all samples requiring **no** headspace (**VOC, GRO, RSK/MEE, Rx CN/S, radon**) headspace free? **Size of bubble**: ✓ < green pea ____ > green pea	N/A	YES	(NO)
15.	Do perchlorate LCMS-MS samples **have** headspace? (at least 1/3 of container required)	(N/A)	YES	NO
16.	Were samples checked for and free from the presence of **residual chlorine?** (Applicable when PM has indicated samples are from a chlorinated water source; note if field preservation with sodium thiosulfate was not observed.)	(N/A)	YES	NO
17.	Were the samples **shipped on ice**?		(YES)	NO
18.	Were cooler temperatures measured at 0.1-6.0°C? **IR gun used*:** #2 (#4)	RAD ONLY	(YES)	NO

Cooler #:	1								
Temperature (°C):	6.0°								
No. of custody seals on cooler:	1								
DOT Survey/ Acceptance Information — External µR/hr reading:	14								
Background µR/hr reading:	11								

Were external µR/hr readings ≤ two times background and within DOT acceptance criteria? (YES) / NO / NA (If no, see Form 008.)

Additional Information: PROVIDE DETAILS BELOW FOR A NO RESPONSE TO ANY QUESTION ABOVE, EXCEPT #1 AND #16.

PS-MW08S time on label: 1620 | Sample PS-MW04D 50% Sediment

PS-MW08D ↓ ↓ | Sample PS-MW05D 100% Sediment

All sulfide bottles are pH 7 | ~~DID NOT RECEIVE SULFIDE BOTTLE FOR PS-~~ CT 9-10-08

Paragon directed to NOT add addition preservation to sulfide bottles.

If applicable, was the client contacted? (YES) / NO / NA Contact: Sheri O'Connor Date/Time: 9/10/08 1030

Project Manager Signature / Date: Debbie Fizio 9/10/08

*IR Gun #2: Oakton, SN 29922500201-0066 *IR Gun #4: Oakton, SN 2372220101-0002

CONDITION OF SAMPLE UPON RECEIPT FORM **Paragon Analytics**

Client: URS Workorder No: 0809060

Project Manager: DF Initials: CT Date: 9-10-08

Additional Information:

- Some anim HT expired prior to receipt or with insufficient HT remaining. Paragon directed to proceed.
- URS only wants water portion analyzed.

Headspace:

Paragon Sample ID	Client Sample ID	Requested Analyses	Temperature °C	Cooler Number
0809060-2-1	PS-MW03S			
↓ -2-2	↓			
0809060-2-4				
-2-5	↓			
-3-1	PS-MW04D			
-3-4		Headspace < green pea		
-3-5	↓			
-6-1	PS-MW05D			
-6-2	↓			

If applicable, was the client contacted? (YES) NO / NA Contact: Sheri O'Connor Date/Time: 9/10/08 1030

Project Manager Signature / Date: Debbie Fazio 9/10/08

Form 201r21.xls (7/30/08)

Table 2 - Aqueous Sample Collection, Handling, and Analysis Summary

Analyte Class	Analysis	Method	Reporting Limit	Holding Time	Bottle and Preservation
Organics	Volatile Organics (including BTEX)	SW8260B	Varies by analyte	14 days	3 x 40 ml glass vial, pH < 2 with HCl, ≤6°C
	Methane	RSK-175	1.0 mg/l	7 days	3 x 40 ml glass vial. ≤6°C
Trace and Other Metals	Arsenic, dissolved	SW6020	0.002 mg/l	6 months	field-filtered into 1 L poly bottle, pH < 2 with HNO_3, ≤6°C
	Barium, dissolved ✓ 6010		0.025 mg/l		
	Boron, dissolved ✓ 6010		0.2 mg/l		
	Cadmium, dissolved		0.001 mg/l		
	Chromium, dissolved ✓ 6010		0.005 mg/l		
	Copper, dissolved ✓ 6010		0.025 mg/l		
	Lead, dissolved		0.005 mg/l		
	Selenium, dissolved		0.005 mg/l		
	Silver, dissolved		0.002 mg/l		
Major Cations	Calcium, dissolved ✓	SW6010B	0.387 mg/l		
	Iron, dissolved ✓		0.07 mg/l		
	Magnesium, dissolved ✓		0.15 mg/l		
	Manganese, dissolved ✓		0.005 mg/l		
	Potassium, dissolved ✓		0.34 mg/l		
	Sodium, dissolved ✓		0.4 mg/l		
Major Anions	Bromide	EPA 300.0	0.2 mg/l	28 days	1 L poly bottle, ≤6°C
	Chloride		0.5 mg/l		
	Sulfate		0.5 mg/l		
	Nitrite + Nitrate as N		0.061 mg/l		
	Fluoride	SM4500-F C	0.2 mg/l	28 days	
	Bicarbonate alkalinity	SM2320B	5 mg/l	14 days	
	Carbonate alkalinity		5 mg/l		
	Hydroxide alkalinity		5 mg/l		

Analyte Class	Analysis	Method	Reporting Limit	Holding Time	Bottle and Preservation
	Total alkalinity		5 mg/l		
	Total Dissolved Solids (TDS)	EPA 160.1	10 mg/l	7 days	
	Sulfide	SM4500-S C/F	0.5 mg/l	7 days	5 ml of 10N Zinc acetate, pH > 9 with NaOH ≤6°C
Other Parameters	Conductivity	SM2510B	1 mmhos/cm	48 hours	≤6°C
	Cation/Anion Charge Balance	SM1030F (calculation)	NA	NA	NA

SW = Test Methods for Evaluating Solid Waste, Physical/Chemical Methods, USEPA Office of Solid Waste (SW-846), including all updates.
SM = Standard Methods for the Examination of Water and Wastewater, 20th Edition, EPA.
EPA = Methods for the Chemical Analysis of Water and Wastewater (MCAWW), 1983, EPA
NA = Not applicable

FedEx Express US Airbill

FedEx Tracking Number 8662 6664 0575

Recipient's Copy

RECIPIENT: PEEL HERE

fedex.com 1.800.GoFedEx 1.800.463.3339

1 From This portion can be removed for Recipient's records.

Date 9/9/08 FedEx Tracking Number 866266640575

Sender's Name Mark E. Mumby Phone 970 243-3271

Company HRL COMPLIANCE SOLUTIONS

Address 216 NORTH AVE STE 1

Dept./Floor/Suite/Room

City GRAND JUNCTION State CO ZIP 81501

2 Your Internal Billing Reference

3 To

Recipient's Name Sample Receiving Phone 800-443-1511

Company Paragon Analytics, Inc.

Recipient's Address 225 Commerce Drive

We cannot deliver to P.O. boxes or P.O. ZIP codes.

Dept./Floor/Suite/Room

Address

To request a package be held at a specific FedEx location, print FedEx address here.

City Fort Collins State CO ZIP 80524

14-1

6.00

0384077083

8662 6664 0575

4a Express Package Service — Packages up to 150 lbs.

- [x] FedEx Priority Overnight — Next business morning.† Friday shipments will be delivered on Monday unless SATURDAY Delivery is selected.
- [ ] FedEx Standard Overnight — Next business afternoon.* Saturday Delivery NOT available.
- [ ] FedEx First Overnight — Earliest next business morning delivery to select locations.* Saturday Delivery NOT available.
- [ ] FedEx 2Day — Second business day.* Thursday shipments will be delivered on Monday unless SATURDAY Delivery is selected.
- [ ] FedEx Express Saver — Third business day.* Saturday Delivery NOT available.

FedEx Envelope rate not available. Minimum charge: One-pound rate.

* To most locations.

4b Express Freight Service — Packages over 150 lbs.

- [ ] FedEx 1Day Freight* — Next business day.** Friday shipments will be delivered on Monday unless SATURDAY Delivery is selected.
- [ ] FedEx 2Day Freight — Second business day.** Thursday shipments will be delivered on Monday unless SATURDAY Delivery is selected.
- [ ] FedEx 3Day Freight — Third business day.** Saturday Delivery NOT available.

* Call for Confirmation.

** To most locations.

5 Packaging

- [ ] FedEx Envelope*
- [ ] FedEx Pak* — Includes FedEx Small Pak, FedEx Large Pak, and FedEx Sturdy Pak.
- [ ] FedEx Box
- [ ] FedEx Tube
- [x] Other

* Declared value limit $500.

6 Special Handling — Include FedEx address in Section 3.

- [ ] SATURDAY Delivery — Not available for FedEx Standard Overnight, FedEx First Overnight, FedEx Express Saver, or FedEx 3Day Freight.
- [ ] HOLD Weekday at FedEx Location — Not available for FedEx First Overnight.
- [ ] HOLD Saturday at FedEx Location — Available ONLY for FedEx Priority Overnight and FedEx 2Day to select locations.

Does this shipment contain dangerous goods? One box must be checked.

- [x] No
- [ ] Yes — As per attached Shipper's Declaration.
- [ ] Yes — Shipper's Declaration not required.
- [ ] Dry Ice — Dry Ice, 9, UN 1845 _____ x _____ kg
- [ ] Cargo Aircraft Only

Dangerous goods (including dry ice) cannot be shipped in FedEx packaging.

7 Payment Bill to: Enter FedEx Acct. No. or Credit Card No. below.

- [x] Sender — Acct. No. in Section 1 will be billed.
- [ ] Recipient
- [ ] Third Party
- [ ] Credit Card
- [ ] Cash/Check

Obtain Recip. Acct. No. [ ]

[redacted]

Total Packages 1 Total Weight 54 [redacted]

Credit Card Auth.

†Our liability is limited to $100 unless you declare a higher value. See the current FedEx Service Guide for details.

8 Residential Delivery Signature Options If you require a signature, check Direct or Indirect.

- [ ] No Signature Required — Package may be left without obtaining a signature for delivery.
- [ ] Direct Signature — Someone at recipient's address may sign for delivery. Fee applies.
- [ ] Indirect Signature — If no one is available at recipient's address, someone at a neighboring address may sign for delivery. Fee applies.

519

Rev. Date 10/06 Part #156279 ©1994-2006 FedEx PRINTED IN U.S.A. SRF

fedex.com 1.800.GoFedEx 1.800.463.3339

Analytical Results

Dissolved Gasses

Method RSK175

Method Blank

Lab Name: **Paragon Analytics**
Work Order Number: 0809060
Client Name: URS
ClientProject ID: Prather Phase 1 Investigation

Lab ID: HC080910-1MB

Sample Matrix: WATER
% Moisture: N/A
Date Collected: N/A
Date Extracted: 10-Sep-08
Date Analyzed: 10-Sep-08
Prep Method: METHOD

Prep Batch: HC080910-1
QCBatchID: HC080910-1-1
Run ID: hc080910-2a
Cleanup: NONE
Basis: N/A
File Name: 00489.dat

Sample Aliquot: 38.5 ml
Final Volume: 38.5 ml
Result Units: UG/L
Clean DF: 1

CASNO	Target Analyte	DF	Result	Reporting Limit	Result Qualifier	EPA Qualifier
74-82-8	METHANE	1	1	1	U	

Data Package ID: *HC0809060-1*

METHANE

Method RSK175

Sample Results

Lab Name: Paragon Analytics
Client Name: URS
Client Project ID: Prather Phase 1 Investigation
Work Order Number: 0809060
Reporting Basis: As Received
Prep Method: METHOD
Final Volume: 38.5 ml
Matrix: WATER
Result Units: UG/L

Client Sample ID	Lab ID	Date Collected	Date Prepared	Date Analyzed	Percent Moisture	Dilution Factor	Result	Reporting Limit	Flag	Sample Aliquot
PS-MW03D	0809060-1	09/08/2008	09/10/2008	09/10/2008	N/A	1	1	1	U	38.5 ml
PS-MW03S	0809060-2	09/08/2008	09/10/2008	09/10/2008	N/A	1	1	1	U	38.5 ml
PS-MW04D	0809060-3	09/08/2008	09/10/2008	09/10/2008	N/A	1	8.6	1		38.5 ml
PS-MW04S	0809060-4	09/08/2008	09/10/2008	09/10/2008	N/A	1	1	1	U	38.5 ml
PS-MW06R	0809060-5	09/08/2008	09/10/2008	09/10/2008	N/A	1	1	1	U	38.5 ml
PS-MW05D	0809060-6	09/08/2008	09/10/2008	09/10/2008	N/A	1	2	1		38.5 ml
PS-MW08S	0809060-7	09/08/2008	09/10/2008	09/10/2008	N/A	1	1	1	U	38.5 ml
PS-MW08D	0809060-8	09/08/2008	09/10/2008	09/10/2008	N/A	1	1.2	1		38.5 ml

Comments:

1. ND or U = Not Detected at or above the client requested detection limit.

Data Package ID: *HC0809060-1*

Supporting QA/QC Data

Dissolved Gasses

Method RSK175

Laboratory Control Sample and Laboratory Control Sample Duplicate

Lab Name: **Paragon Analytics**
Work Order Number: 0809060
Client Name: URS
ClientProject ID: Prather Phase 1 Investigation

Lab ID: HC080910-1LCS

Sample Matrix: WATER
% Moisture: N/A
Date Collected: N/A
Date Extracted: 09/10/2008
Date Analyzed: 09/10/2008
Prep Method: METHOD

Prep Batch: HC080910-1
QCBatchID: HC080910-1-1
Run ID: hc080910-2a
Cleanup: NONE
Basis: N/A
File Name: 00488.dat

Sample Aliquot: 38.5 ml
Final Volume: 38.5 ml
Result Units: UG/L
Clean DF: 1

CASNO	Target Analyte	Spike Added	LCS Result	Reporting Limit	Result Qualifier	LCS % Rec.	Control Limits
74-82-8	METHANE	140	127	1		91	80 - 120%

Lab ID: HC080910-1LCSD

Sample Matrix: WATER
% Moisture: N/A
Date Collected: N/A
Date Extracted: 09/10/2008
Date Analyzed: 09/10/2008
Prep Method: METHOD

Prep Batch: HC080910-1
QCBatchID: HC080910-1-1
Run ID: hc080910-2a
Cleanup: NONE
Basis: N/A
File Name: 00497.dat

Sample Aliquot: 38.5 ml
Final Volume: 38.5 ml
Result Units: UG/L
Clean DF: 1

CASNO	Target Analyte	Spike Added	LCSD Result	Reporting Limit	Result Qualifier	LCSD % Rec.	RPD Limit	RPD
74-82-8	METHANE	140	128	1		92	25	1

Data Package ID: *HC0809060-1*

Dissolved Gasses

Method RSK175

Matrix Spike

Lab Name: **Paragon Analytics**
Work Order Number: 0809060
Client Name: URS
ClientProject ID: Prather Phase 1 Investigation

Field ID: PS-MW06R
LabID: 0809060-5MS

Sample Matrix: WATER
% Moisture: N/A
Date Collected: 08-Sep-08
Date Extracted: 10-Sep-08
Date Analyzed: 10-Sep-08

Prep Batch: HC080910-1
QCBatchID: HC080910-1-1
Run ID: hc080910-2a
Cleanup: NONE
Basis: As Received

Sample Aliquot: 38.5 ml
Final Volume: 38.5 ml
Result Units: UG/L
File Name: 00496.dat

CASNO	Target Analyte	Sample Result	Samp Qual	MS Result	MS Qual	Reporting Limit	Spike Added	MS % Rec.	Control Limits
74-82-8	METHANE	1	U	14.3		1	14	103	70 - 130%

Data Package ID: *HC0809060-1*

Dissolved Gasses

Method RSK175

Duplicate Sample Results

Lab Name: **Paragon Analytics**
Work Order Number: 0809060
Client Name: URS
ClientProject ID: Prather Phase 1 Investigation

Field ID: PS-MW03D
Lab ID: 0809060-1D

Sample Matrix: WATER
% Moisture: N/A
Date Collected: 09/08/2008
Date Extracted: 09/10/2008
Date Analyzed: 09/10/2008

Prep Batch: HC080910-1
QCBatchID: HC080910-1-1
Run ID: hc080910-2a
Cleanup: NONE
Basis: As Received
File Name: 00491.dat

Sample Aliquot: 38.5 ml
Final Volume: 38.5 ml
Result Units: UG/L
Clean DF: 1

CASNO	Target Analyte	Sample Result	Samp Qual	Duplicate Result	Dup Qual	Reporting Limit	Dilution Factor	RPD	RPD Limit
74-82-8	METHANE	1	U	1	U	1	1		25

Data Package ID: *HC0809060-1*

Prep Batch ID: HC080910-1

Start Date: 09/10/08
Start Time: 10:00
Prep Analyst: Dan Sheneman

End Date: 09/10/08
End Time: 12:00

Concentration Method: NONE
Extract Method: METHOD
Initial Volume Units: ml
Final Volume Units: ml

Batch Created By: dms
Date Created: 09/10/08
Time Created: 15:03
Validated By: dms
Date Validated: 09/10/08
Time Validated: 15:11

Comments:

QC Batch ID: HC080910-1-1

Lab ID	QC Type	Field ID	Matrix	Date Collected	Initial Wt/Vol	Final Wt/Vol	Cleanup Method	Cleanup DF	Order Number
HC080910-1	MB	XXXXXX	WATER	XXXXXX	38.5	38.5	NONE	1	0809060
HC080910-1	LCS	XXXXXX	WATER	XXXXXX	38.5	38.5	NONE	1	0809060
HC080910-1	LCSD	XXXXXX	WATER	XXXXXX	38.5	38.5	NONE	1	0809060
0809060-5	MS	PS-MW06R	WATER	9/8/2008	38.5	38.5	NONE	1	0809060
0809060-1	DUP	PS-MW03D	WATER	9/8/2008	38.5	38.5	NONE	1	0809060
0809060-1	SMP	PS-MW03D	WATER	9/8/2008	38.5	38.5	NONE	1	0809060
0809060-2	SMP	PS-MW03S	WATER	9/8/2008	38.5	38.5	NONE	1	0809060
0809060-3	SMP	PS-MW04D	WATER	9/8/2008	38.5	38.5	NONE	1	0809060
0809060-4	SMP	PS-MW04S	WATER	9/8/2008	38.5	38.5	NONE	1	0809060
0809060-5	SMP	PS-MW06R	WATER	9/8/2008	38.5	38.5	NONE	1	0809060
0809060-6	SMP	PS-MW05D	WATER	9/8/2008	38.5	38.5	NONE	1	0809060
0809060-7	SMP	PS-MW08S	WATER	9/8/2008	38.5	38.5	NONE	1	0809060
0809060-8	SMP	PS-MW08D	WATER	9/8/2008	38.5	38.5	NONE	1	0809060

QC Types

CAR	Carrier reference sample	DUP	Laboratory Duplicate
LCS	Laboratory Control Sample	LCSD	Laboratory Control Sample Duplicat
MB	Method Blank	MS	Laboratory Matrix Spike
MSD	Laboratory Matrix Spike Duplicate	REP	Sample replicate
SMP	Field Sample	SYS	Sample Yield Spike

Calibration Report

Sequence : \\gcserver\gcdata\Projects\GC9\Sequence\2008\mee041508A.seq
User : sheneman
Printed : 4/21/2008 9:45:05 AM

Instrument : GC9 (Offline)
Method Name : \\gcserver\gcdata\Projects\GC9\Method\2008\mee041508.met
Method Created : 4/15/2008 10:48:35 AM

Methane (FID 1)
Average RF: 2157.12 RF StDev: 827.791 RF %RSD: 38.3748
Scaling: None LSQ Weighting: 1/Amount Force Through Zero: Off
Replicate Mode: Replace
Fit Type: Quadratic
y = -0.0236158x^2 + 2040.31x + 479.565
Goodness of fit (r^2): 0.999996 ✓

	Level 1	Level 2	Level 3	Level 4	Level 5	Level 6
Amount	0.5598	3.4989	13.9955	139.955	1259.6	12596
Area	2143	6088	23923	264184	2563261	21950488
RF	3828.15291175 42	1739.97542084 655	1709.33514343 896	1887.63126512 537	2034.98338358 746	1742.65821317 595
Last Area Residual	-0.255495	0.749992	2.50381	10.5138	-15.2921	1.92666
Rep StDev						
Rep %RSD						
Rep 1 Area	2143	6088	23923	264184	2563261	21950488

Ethene (FID 1)
Average RF: 1251.52 RF StDev: 262.774 RF %RSD: 20.9964
Scaling: None LSQ Weighting: 1/Amount Force Through Zero: Off
Replicate Mode: Replace
Fit Type: Quadratic
y = -0.00939698x^2 + 1350.77x - 296.915
Goodness of fit (r^2): 0.999996 ✓

	Level 1	Level 2	Level 3	Level 4	Level 5	Level 6
Amount	0.9797	6.123	24.4922	244.922	2204.3	22043
Area	1681	5883	26811	305821	2966292	25205505
RF	1715.83137695 213	960.803527682 509	1094.67503940 03	1248.64803731 152	1345.68739665 063	1143.47240274 101
Last Area Residual	-0.484604	1.54774	4.42088	17.9382	-26.5502	3.41702
Rep StDev						
Rep %RSD						
Rep 1 Area	1681	5883	26811	305821	2966292	25205505

DS
4-21-08

Ethane (FID 1)
Average RF: 1778.13 RF StDev: 375.166 RF %RSD: 21.0989

Calibration Report

Sequence : \\gcserver\gcdata\Projects\GC9\Sequence\2008\mee041508A.seq
User : sheneman
Printed : 4/21/2008 9:45:05 AM

Scaling: None LSQ Weighting: 1/Amount Force Through Zero: Off
Replicate Mode: Replace
Fit Type: Quadratic
y = -0.0122508x^2 + 1943.13x - 582.244
Goodness of fit (r^2): 0.999997

	Level 1	Level 2	Level 3	Level 4	Level 5	Level 6
Amount	1.0497	6.5604	26.2416	262.416	2361.74	23617.4
Area	2519	8464	41533	474270	4570623	39053286
RF	2399.73325712	1290.16523382	1582.71599292	1807.32051120	1935.27780365	1653.57828790
Last Area	108	721	726	339	324	927
Residual	-0.546319	1.90477	4.56474	17.6638	-26.7199	3.40456
Rep StDev						
Rep %RSD						
Rep 1 Area	2519	8464	41533	474270	4570623	39053286

DS 4-21-08

METHANE

Method RSK175

Calibration Verifications

Lab Name: **Paragon Analytics**
Work Order Number: 0809060
Client Name: URS
ClientProject ID: Prather Phase 1 Investigation

Run ID: hc080910-2a
Result Units: UG/L

Lab ID	Verification Type	Date Analyzed	Time Analyzed	Spike Added	Result	Reporting Limit	Result Qualifier	% Rec.	Control Limits
ICV	Initial Calibration	4/15/2008	15:08	140	144	1	N/A	103	85 - 115
CCV1	Continuing Calibration	9/10/2008	12:58	140	127	1	N/A	91	85 - 115
CCV2	Continuing Calibration	9/10/2008	13:43	140	128	1	N/A	92	85 - 115
CCV3	Continuing Calibration	9/10/2008	14:01	140	130	1	N/A	93	85 - 115

Data Package ID: *HC0809060-1*

Supporting Raw Data

Dissolved Gases Sequence Log

Logbook No. / Page : 3652 / 04

ICV file # : ~~DATA SYSTEM~~ 000101 DS 4-24-8

Analytical Method : RSK-175 SOP : 449 Rev. 0

Instrument : GC9
Analyst : sheneman
(1st file) Acq. Date : 4/15/2008 2:38:07 PM
(1st file) Data P... \\gcserver\gcdata\Projects\GC9\Data\2008\mee041508\000095.dat
Sequence File : \\gcserver\gcdata\Projects\GC9\Sequence\2008\mee041508A.seq
Method Path : \\gcserver\gcdata\Projects\GC9\Method\2008\mee041508.met

QC Name	Standard ID #	Spike Volume Added (uL)
CCV	ST080415-1	1000
LCS/D	ST080415-1	1000
MS	ST080415-1	1000
ICV	ST080314-3	1000

Temperature = 22.0 C
Atmospheric Pressure = 836 mbar
Final Sample Volume = 38.5 mL
Headspace Volume = 4.0 mL

Data File	Method	Sample	RR?	Comments
000095.dat	mee041508.met	MEE 4uL 1% ST080415-1	Y / N	4uL to 4.0 mL OK
000096.dat	mee041508.met	MEE 25uL 1% ST080415-1	Y / N	25uL
000097.dat	mee041508.met	MEE 100uL 1% ST080415-1	Y / N	100uL
000098.dat	mee041508.met	MEE 1000uL 1% ST080415-1	Y / N	1000uL
000099.dat	mee041508.met	MEE 300uL 1% ST080415-2	Y / N	300uL
000100.dat	mee041508.met	MEE 3000uL 1% ST080415-2	Y / N	3000uL to 4.0 mL
000101.dat	mee041508.met	MEE ICS 1000uL 1% ST080314-3	Y / N	15:08 pass
000104.dat	mee041508.met	HC080415-1MB	Y / N	GPIB command timed out
000105.dat	mee041508.met	HC080415-LCSD	Y / N	Data file 000102 and 000103 not aquired by EZ Chrom
000106.dat	mee041508.met	0804118-1	Y / N	
0[illegible]07.dat	mee041508.met	0804118-1DUP	Y / N	
0[illegible]08.dat	mee041508.met	0804118-1MS	Y / N	△ Data file 000110 000111 & 000114 not aquired by EZ Chrom
000109.dat	mee041508.met	0804118-2	Y / N	
000112.dat	mee041508.met	0804118-3 Do not use *	Y / N	GPIB command timed out
000113.dat	mee041508.met	0804118-4 (*)	Y / N	Bad injection/vial insect 2X DNU
000115.dat	mee041508.met	* MEE CCV 1000uL 1% ST080415-1	Y / N	Carry-over / water present Re-inject
000116.dat	mee041508.met	0804118-3 interference present	Y / N	DS 4-24-08
000117.dat	mee041508.met	0804118-3	Y / N	OK
000118.dat	mee041508.met	MEE CCV 1000uL 1% ST080415-1	Y / N	17:42 pass

(0804118-3) (CCV)

* file 000112 + 000115 compromised by taking more than one aliquot from vial.

will add to SOP DS 4-24-08 — Every time an aliquot is taken the headspace contentration is compromised. DS 4-24-08

△ Software does not aquire injection unless sequence has been saved. DS 4-24-08

(*) VOA vial contained a large sediment phase. - 20-30% of vial

Dissolved Gases (RSK175) Sequence Log

Logbook No. / Page : 36521 22
ICV file # : 101

Analytical Method : RSK-175 SOP : 449r0

Instrument : GC9 Analyst : sheneman
(1st file) Acq. Date : 9/10/2008 12:53:35 PM
(1st file) Data Path : \\gcserver\gcdata\Projects\GC9\Data\2008\mee091008\00487.dat
Sequence File : \\gcserver\gcdata\Projects\GC9\Sequence\2008\mee091008.seq
Acq. Method Path : \\gcserver\gcdata\Projects\GC9\Method\2008\mee041508E.met

QC Name	Std ID #	Spike Vol. Added (uL)	Final Std Vol. (uL)
CCV (LCS)	ST080415-1	1000	38500
MS	ST080415-1	100	38500
ICV	ST080314-3	1000	38500

Temp. = 20.0 C
Atm. Pressure = 842 mbar
Final Sample Vol. = 38.50 mL
Headspace Vol. = 4.00 mL

Data File	Acq. Method	Sample	Head Space?	pH <= 2?	RR?	Comments
00487.dat	mee041508E.met	Instrument Blank	Y / N	Y / N	Y / N	
00488.dat	mee041508E.met	CCS	Y / N	Y / N	Y / N	Pass
00489.dat	mee041508E.met	HC080910-1MB	Y / N	Y / N	Y / N	
00490.dat	mee041508E.met	0809060-1	Y / N	Y / N	Y / N	
00491.dat	mee041508E.met	0809060-1DUP	Y / N	Y / N	Y / N	
00492.dat	mee041508E.met	0809060-2	Y / N	Y / N	Y / N	
00493.dat	mee041508E.met	0809060-3	Y / N	Y / N	Y / N	≈6
00494.dat	mee041508E.met	0809060-4	Y / N	Y / N	Y / N	
00495.dat	mee041508E.met	0809060-5	Y / N	Y / N	Y / N	
00496.dat	mee041508E.met	0809060-5MS	Y / N	Y / N	Y / N	
00497.dat	mee041508E.met	CCD	Y / N	Y / N	Y / N	Pass
00498.dat	mee041508E.met	0809060-6	Y / N	Y / N	Y / N	
00499.dat	mee041508E.met	0809060-7	Y / N	Y / N	Y / N	
00500.dat	mee041508E.met	0809060-8	Y / N	Y / N	Y / N	
00501.dat	mee041508E.met	CCV	Y / N	Y / N	Y / N	Pass

Ver 10 sep 08

Calibration Raw Data

MEE Quantitation Report

Paragon Analytics

Sample : MEE 4uL 1% ST080415-1
Filename : \\gcserver\gcdata\Projects\GC9\Data\2008\mee041508\000095.dat
Acquisition Date : 4/15/2008 2:38:07 PM
Quantitation Date : 4/16/2008 2:22:50 PM
Last Method Update : 4/16/2008 2:22:33 PM
Method : \\gcserver\gcdata\Projects\GC9\Method\2008\mee041508.met
Sequence : \\gcserver\gcdata\Projects\GC9\Sequence\2008\mee041508A.seq
Data Description : {Data Description}

Instrument : GC9 (Offline)
Data Acquired By : sheneman
Data Processed By : sheneman
Inj. Vol. (uL) : 0
Vial : N/A

FID 1 Results

Compound Name	RT	Expected RT	Peak Area	Integration Codes	Conc.	Conc. Units
Methane	1.70	1.70	2143	BV	0.82	ug/L
Ethene	1.90	1.90	1681	VV	1.46	ug/L
Ethane	2.02	2.00	2519	VB	1.60	ug/L

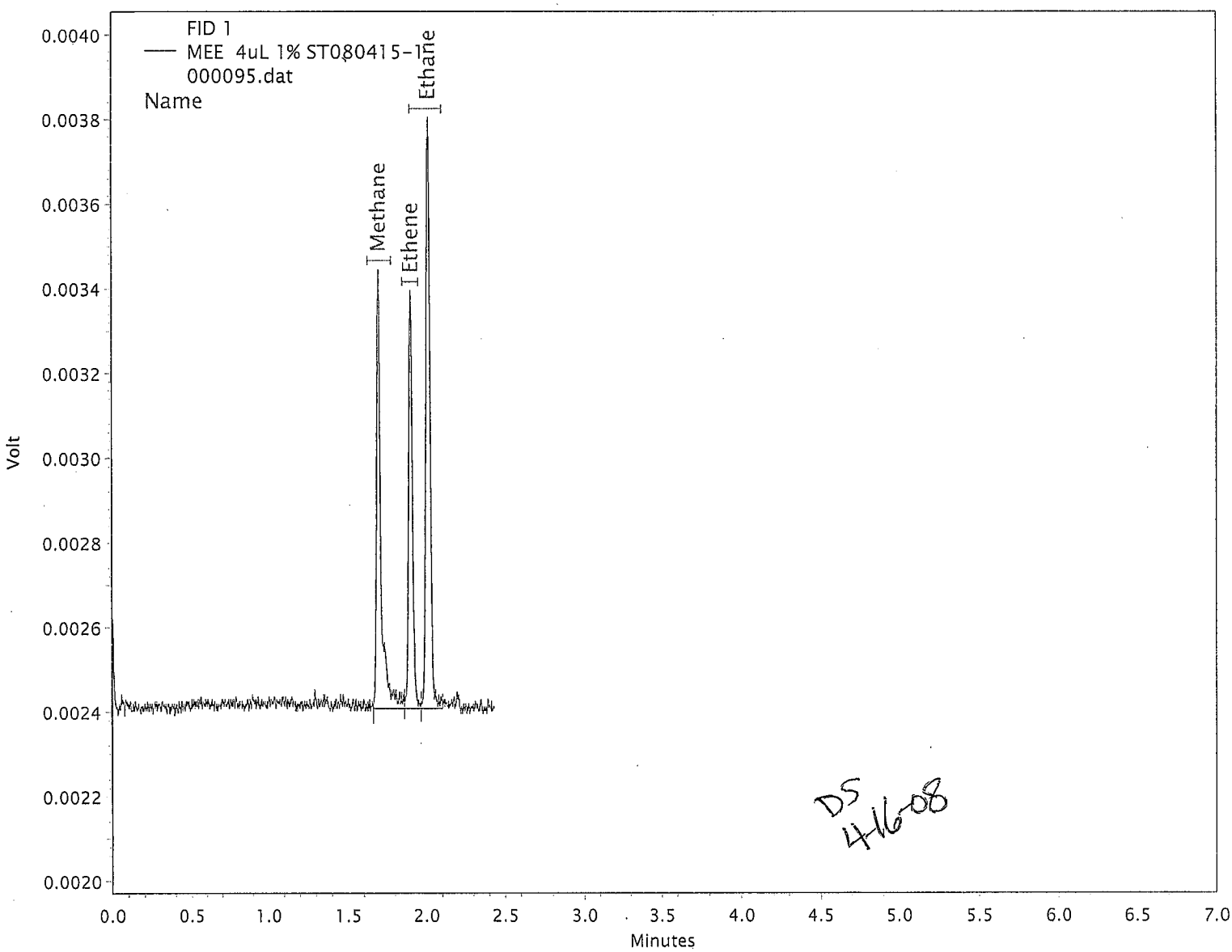

DS 4-16-08

MEE Quantitation Report

Paragon Analytics

Sample : MEE 25uL 1% ST080415-1
Filename : \\gcserver\gcdata\Projects\GC9\Data\2008\mee041508\000096.dat
Acquisition Date : 4/15/2008 2:42:12 PM
Quantitation Date : 4/16/2008 2:13:09 PM
Last Method Update : 4/16/2008 2:10:04 PM
Method : \\gcserver\gcdata\Projects\GC9\Method\2008\mee041508.met
Sequence : \\gcserver\gcdata\Projects\GC9\Sequence\2008\mee041508A.seq
Data Description : {Data Description}

Instrument : GC9 (Offline)
Data Acquired By : sheneman
Data Processed By : sheneman
Inj. Vol. (uL) : 0
Vial : N/A

FID 1 Results

Compound Name	RT	Expected RT	Peak Area	Integration Codes	Conc.	Conc. Units
Methane	1.72	1.70	6588	BB	2.96	ug/L
Ethene	1.93	1.90	6358	BB	4.88	ug/L
Ethane	2.04	2.00	8464	BB	4.66	ug/L

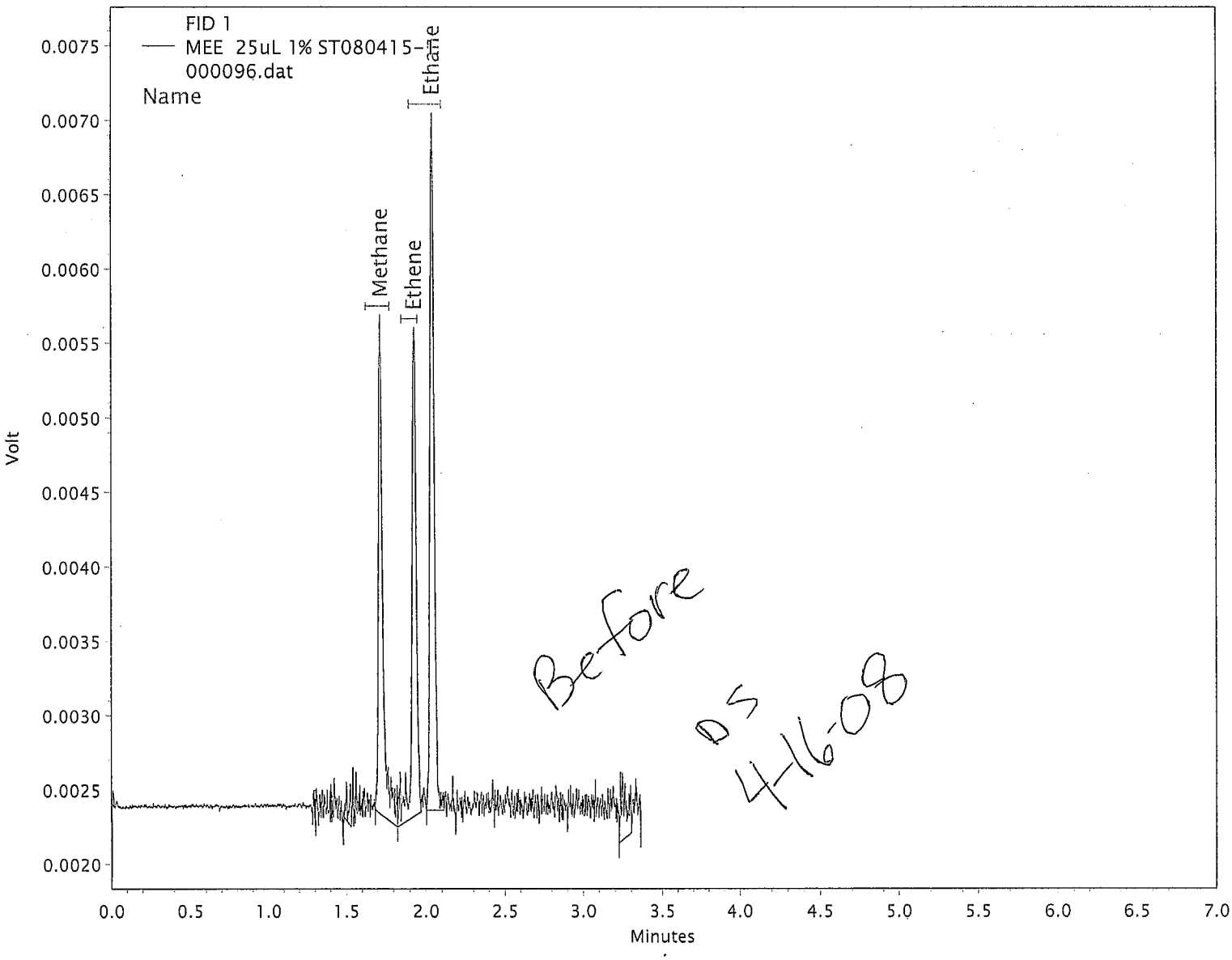

MEE Quantitation Report

Paragon Analytics

Sample : MEE 25uL 1% ST080415-1
Filename : \\gcserver\gcdata\Projects\GC9\Data\2008\mee041508\000096.dat
Acquisition Date : 4/15/2008 2:42:12 PM
Quantitation Date : 4/16/2008 2:23:23 PM
Last Method Update : 4/16/2008 2:22:33 PM
Method : \\gcserver\gcdata\Projects\GC9\Method\2008\mee041508.met
Sequence : \\gcserver\gcdata\Projects\GC9\Sequence\2008\mee041508A.seq
Data Description : {Data Description}

Instrument : GC9 (Offline)
Data Acquired By : sheneman
Data Processed By : sheneman
Inj. Vol. (uL) : 0
Vial : N/A

FID 1 Results

Compound Name	RT	Expected RT	Peak Area	Integration Codes	Conc.	Conc. Units
Methane	1.72	1.70	6088	mm	2.75	ug/L
Ethene	1.93	1.90	5883	mm	4.58	ug/L
Ethane	2.04	2.00	8464	BB	4.66	ug/L

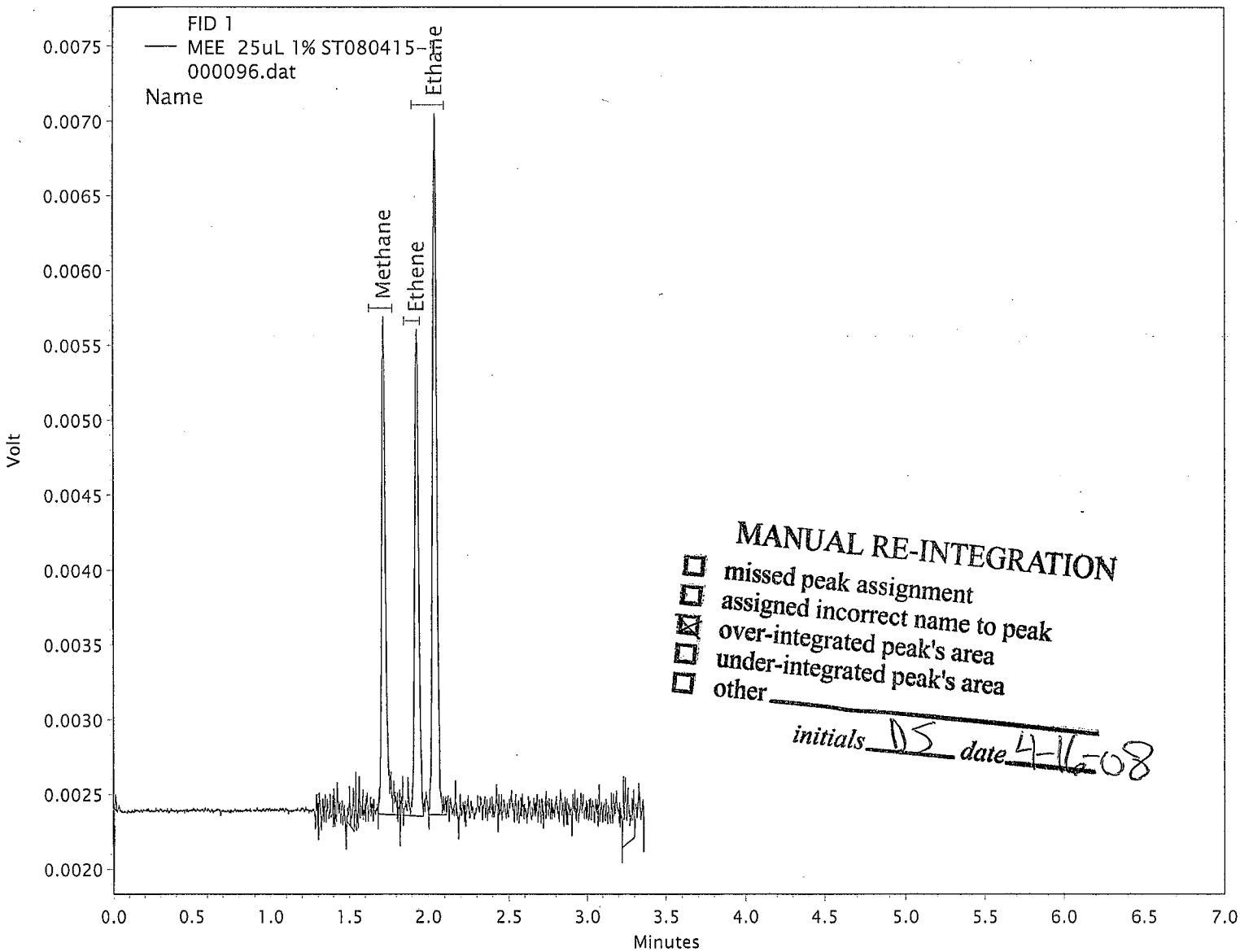

MANUAL RE-INTEGRATION
- [ ] missed peak assignment
- [ ] assigned incorrect name to peak
- [x] over-integrated peak's area
- [ ] under-integrated peak's area
- [ ] other _____

initials DS *date* 4-16-08

MEE Quantitation Report

Paragon Analytics

Sample : MEE 100uL 1% ST080415-1
Filename : \\gcserver\gcdata\Projects\GC9\Data\2008\mee041508\000097.dat
Acquisition Date : 4/15/2008 2:48:26 PM
Quantitation Date : 4/16/2008 2:23:36 PM
Last Method Update : 4/16/2008 2:22:33 PM
Method : \\gcserver\gcdata\Projects\GC9\Method\2008\mee041508.met
Sequence : \\gcserver\gcdata\Projects\GC9\Sequence\2008\mee041508A.seq
Data Description : {Data Description}

Instrument : GC9 (Offline)
Data Acquired By : sheneman
Data Processed By : sheneman
Inj. Vol. (uL) : 0
Vial : N/A

FID 1 Results

Compound Name	RT	Expected RT	Peak Area	Integration Codes	Conc.	Conc. Units
Methane	1.71	1.70	23923	BB	11.49	ug/L
Ethene	1.92	1.90	26811	BV	20.07	ug/L
Ethane	2.03	2.00	41533	VB	21.68	ug/L

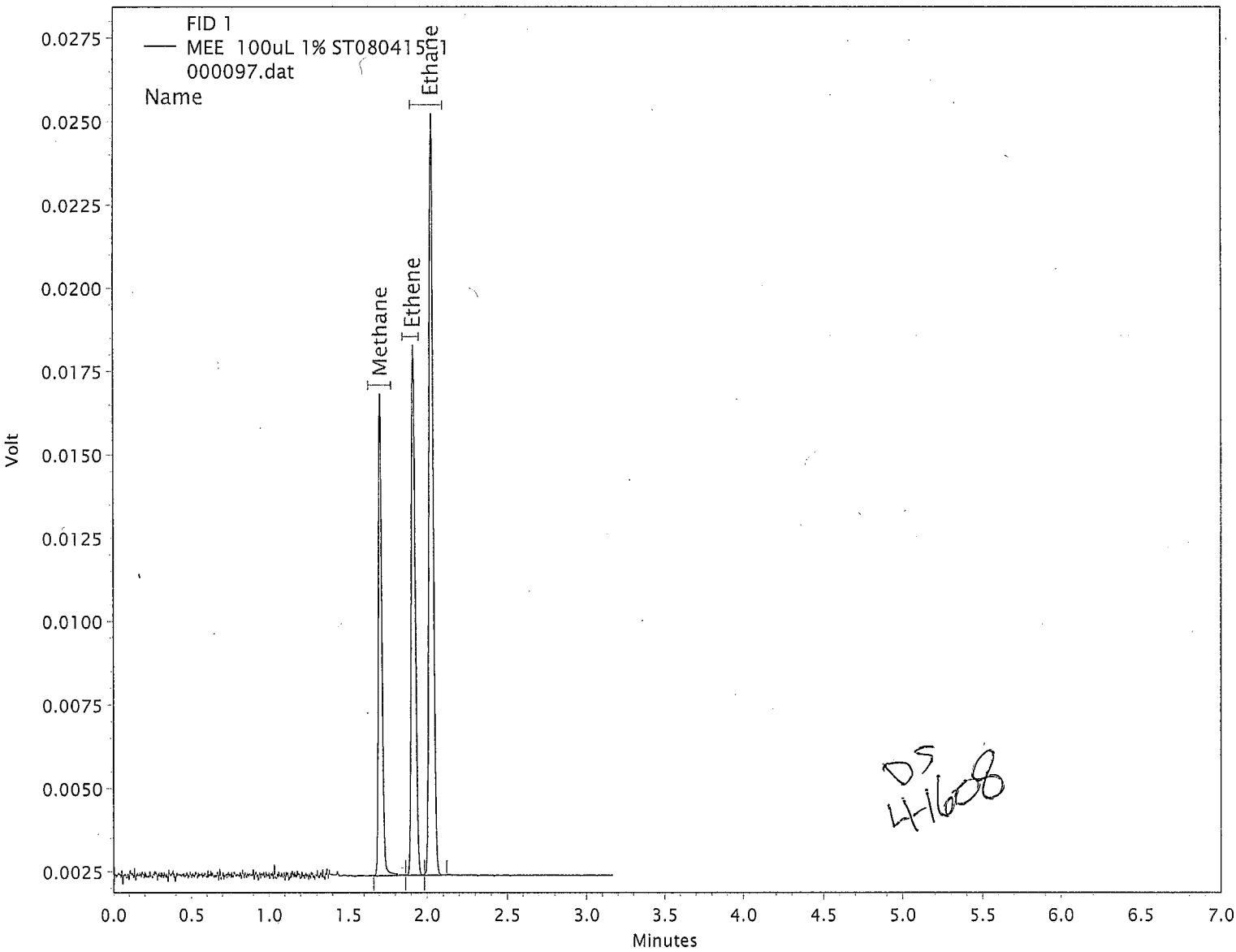

DS 4/16/08

MEE Quantitation Report

Paragon Analytics

Sample : MEE 1000uL 1% ST080415-1
Filename : \\gcserver\gcdata\Projects\GC9\Data\2008\mee041508\000098.dat
Acquisition Date : 4/15/2008 2:53:06 PM
Quantitation Date : 4/16/2008 2:23:48 PM
Last Method Update : 4/16/2008 2:22:33 PM
Method : \\gcserver\gcdata\Projects\GC9\Method\2008\mee041508.met
Sequence : \\gcserver\gcdata\Projects\GC9\Sequence\2008\mee041508A.seq
Data Description : {Data Description}

Instrument : GC9 (Offline)
Data Acquired By : sheneman
Data Processed By : sheneman
Inj. Vol. (uL) : 0
Vial : N/A

FID 1 Results

Compound Name	RT	Expected RT	Peak Area	Integration Codes	Conc.	Conc. Units
Methane	1.71	1.70	264184	BB	129.44	ug/L
Ethene	1.92	1.90	305821	BB	226.98	ug/L
Ethane	2.03	2.00	474270	BR	244.75	ug/L

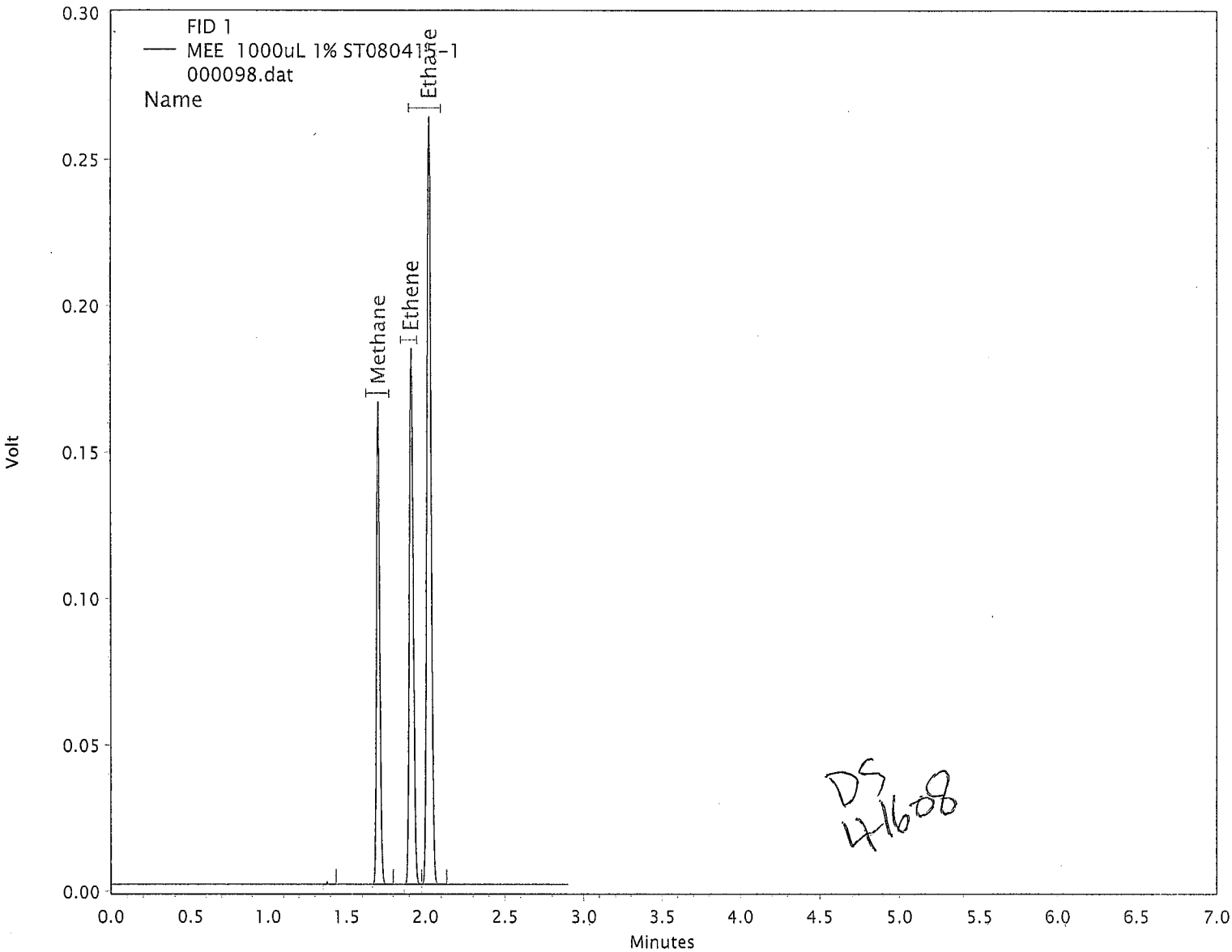

DS 4/16/08

MEE Quantitation Report

Paragon Analytics

Sample : MEE 300uL 1% ST080415-2
Filename : \\gcserver\gcdata\Projects\GC9\Data\2008\mee041508\000099.dat
Acquisition Date : 4/15/2008 2:57:26 PM
Quantitation Date : 4/16/2008 2:24:07 PM
Last Method Update : 4/16/2008 2:22:33 PM
Method : \\gcserver\gcdata\Projects\GC9\Method\2008\mee041508.met
Sequence : \\gcserver\gcdata\Projects\GC9\Sequence\2008\mee041508A.seq
Data Description : {Data Description}

Instrument : GC9 (Offline)
Data Acquired By : sheneman
Data Processed By : sheneman
Inj. Vol. (uL) : 0
Vial : N/A

FID 1 Results

Compound Name	RT	Expected RT	Peak Area	Integration Codes	Conc.	Conc. Units
Methane	1.70	1.70	2563261	BB	1274.89	ug/L
Ethene	1.91	1.90	2966292	BV	2230.85	ug/L
Ethane	2.02	2.00	4570623	VR	2388.46	ug/L

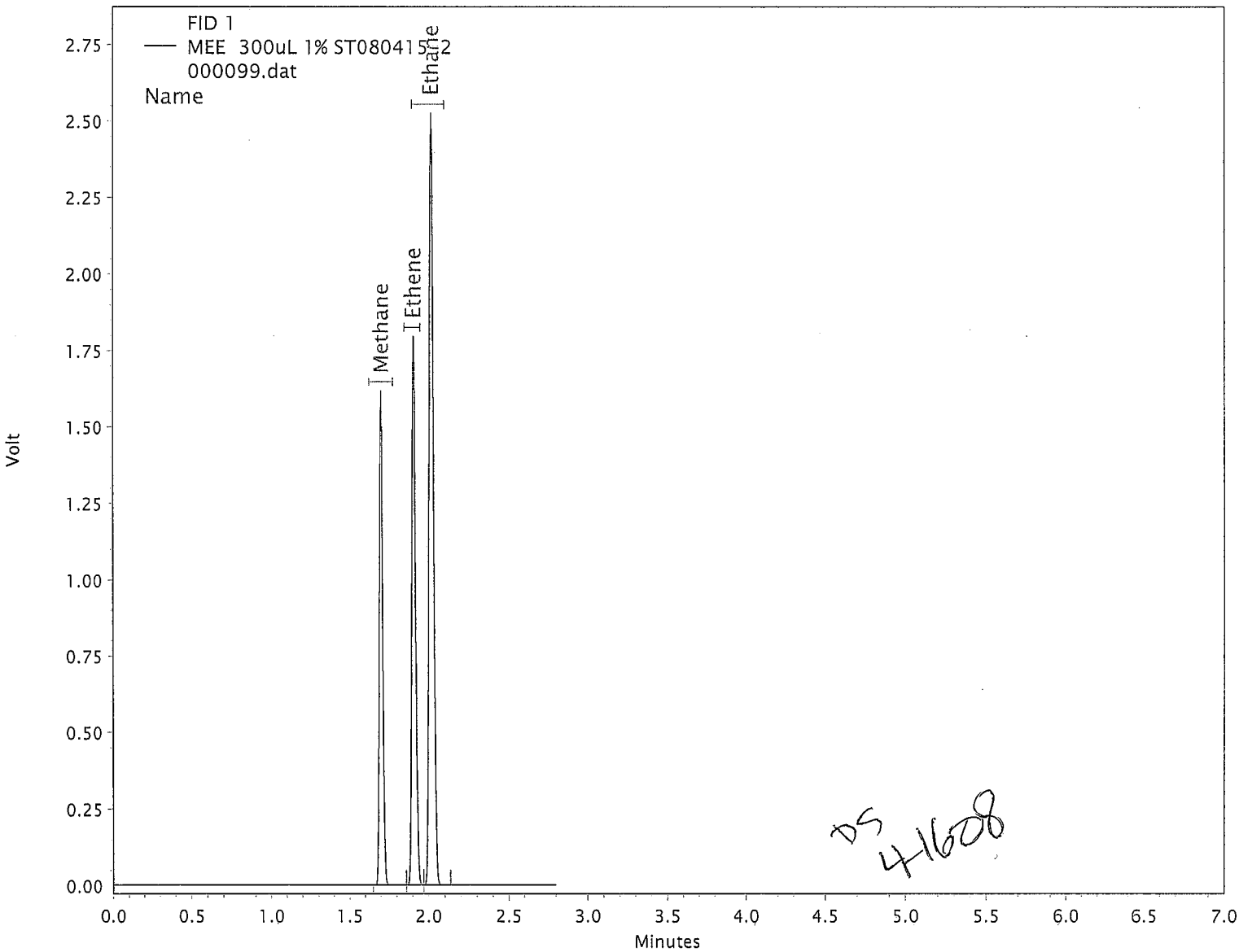

DS 4/16/08

MEE Quantitation Report

Paragon Analytics

Sample : MEE 3000uL 1% ST080415-2
Filename : \\gcserver\gcdata\Projects\GC9\Data\2008\mee041508\000100.dat
Acquisition Date : 4/15/2008 3:01:52 PM
Quantitation Date : 4/16/2008 2:24:25 PM
Last Method Update : 4/16/2008 2:22:33 PM
Method : \\gcserver\gcdata\Projects\GC9\Method\2008\mee041508.met
Sequence : \\gcserver\gcdata\Projects\GC9\Sequence\2008\mee041508A.seq
Data Description : {Data Description}

Instrument : GC9 (Offline)
Data Acquired By : sheneman
Data Processed By : sheneman
Inj. Vol. (uL) : 0
Vial : N/A

FID 1 Results

Compound Name	RT	Expected RT	Peak Area	Integration Codes	Conc.	Conc. Units
Methane	1.70	1.70	21950488	BB	12594.05	ug/L
Ethene	1.90	1.90	25205505	BV	22039.53	ug/L
Ethane	2.00	2.00	39053286	VR	23614.04	ug/L

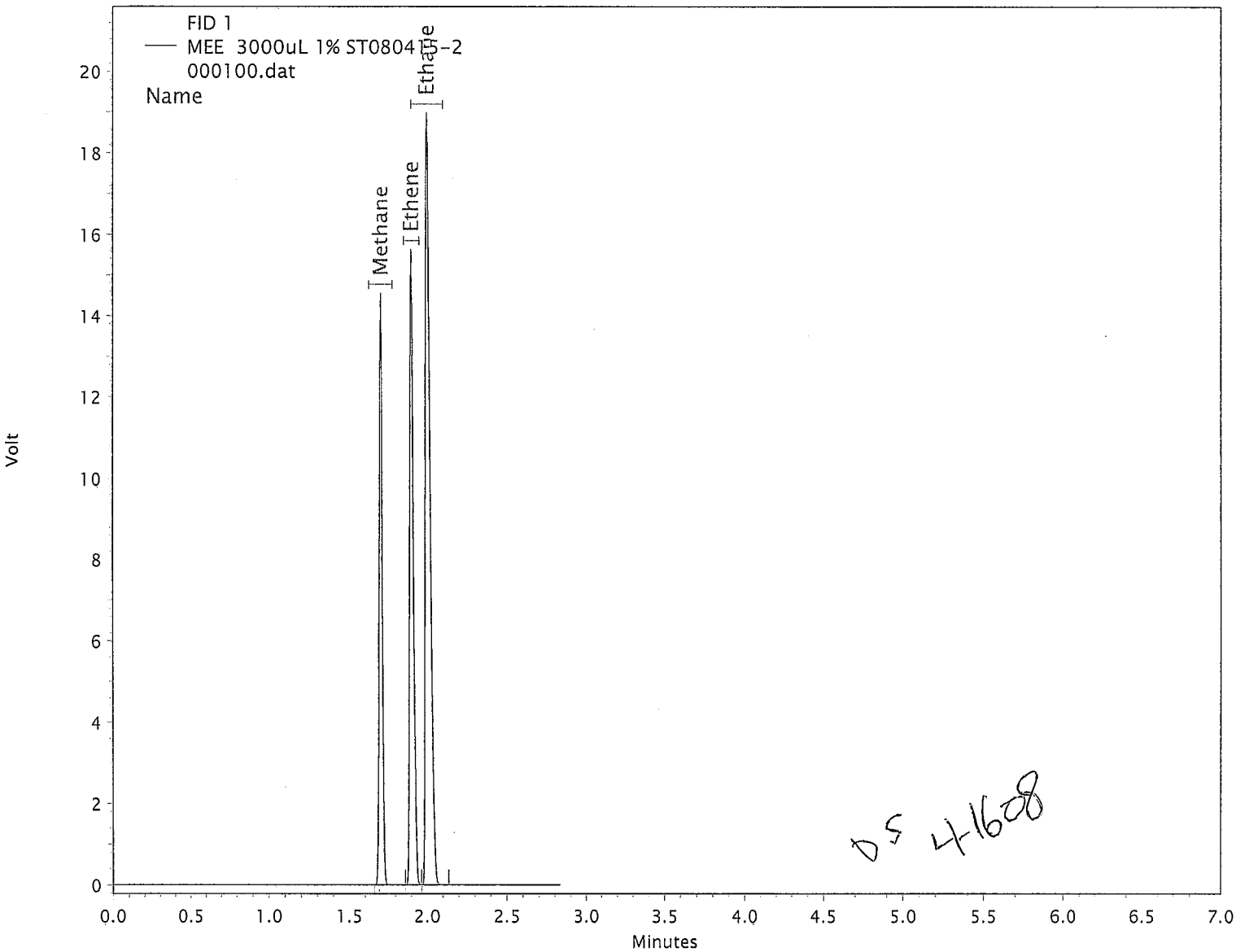

DS 4-16-08

MEE Quantitation Report

Paragon Analytics

Sample : MEE ICS 1000uL 1% ST080314-3
Filename : \\gcserver\gcdata\Projects\GC9\Data\2008\mee041508\000101.dat
Acquisition Date : 4/15/2008 3:08:30 PM
Quantitation Date : 4/16/2008 2:41:07 PM
Last Method Update : 4/16/2008 2:22:33 PM
Method : \\gcserver\gcdata\Projects\GC9\Method\2008\mee041508.met
Sequence : \\gcserver\gcdata\Projects\GC9\Sequence\2008\mee041508A.seq
Data Description : {Data Description}

Instrument : GC9 (Offline)
Data Acquired By : sheneman
Data Processed By : sheneman
Inj. Vol. (uL) : 0
Vial : N/A

FID 1 Results

Compound Name	RT	Expected RT	Peak Area	Integration Codes		Conc.	Conc. Units
Methane	1.70	1.70	293898	BB	103%	144.05/139.955	ug/L
Ethene	1.91	1.90	339299	BV	103%	251.85/244.922	ug/L
Ethane	2.02	2.00	529639	VR	104%	273.34/262.416	ug/L

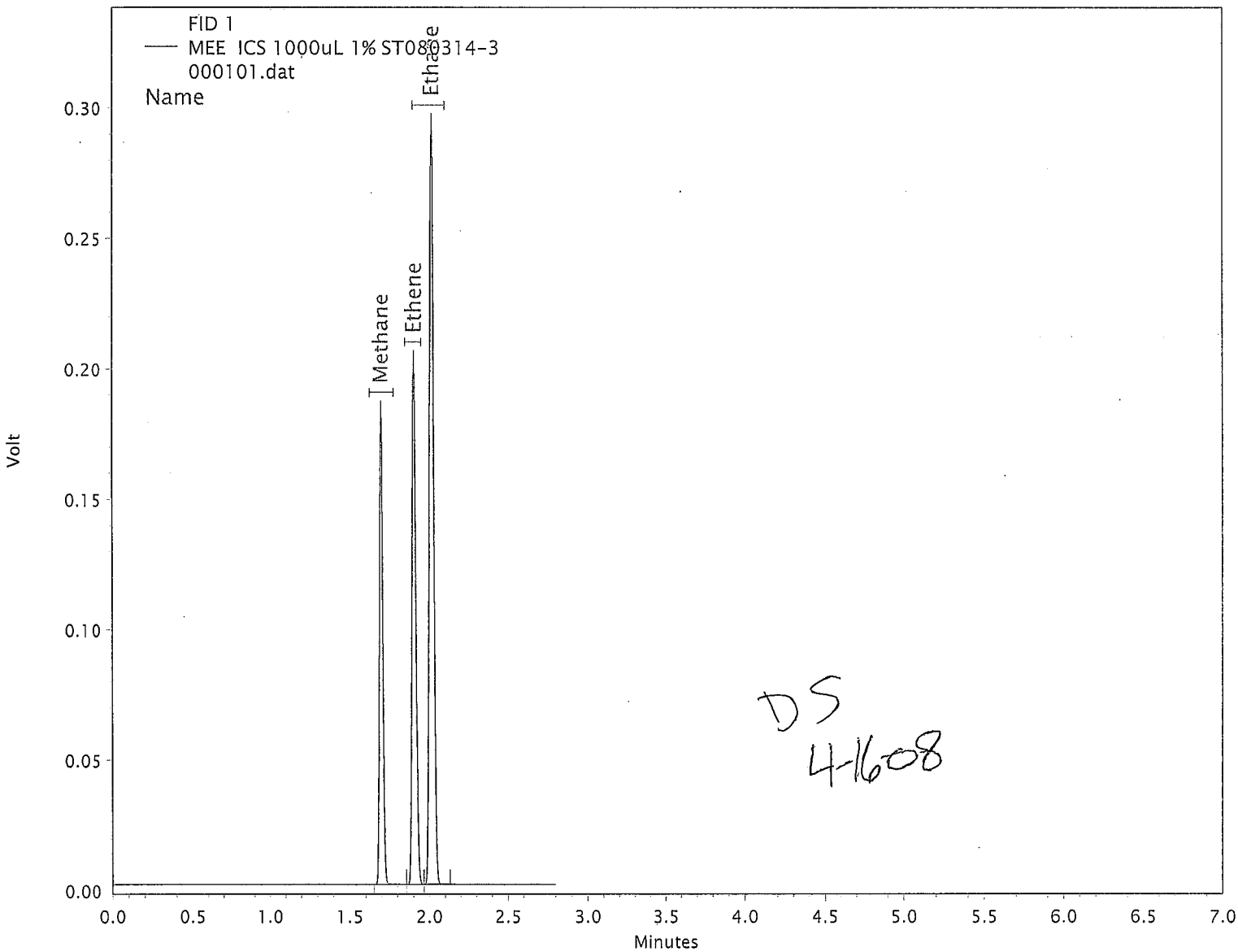

DS
4-16-08

Sample Raw Data

Dissolved Gases (RSK175) Quantitation Report

Paragon Analytics

Sample : HC080910-1MB
Filename : \\gcserver\gcdata\Projects\GC9\Data\2008\mee091008\00489.dat
Acquisition Date : 9/10/2008 1:02:58 PM
Quantitation Date : 9/10/2008 2:43:02 PM
Last Method Update : 9/9/2008 5:53:42 PM
Method : \\gcserver\gcdata\Projects\GC9\Method\2008\mee041508E.met
Sequence : \\gcserver\gcdata\Projects\GC9\Sequence\2008\mee091008.seq
Data Description : {Data Description}

Instrument : GC9 (Offline)
Data Acquired By : sheneman
Data Processed By : sheneman
Inj. Vol. (uL) : 300
Vial : N/A

FID 1 Results

Compound Name	RT	Expected RT	Peak Area	Integration Codes	Concentration	Conc. Units
Methane	1.75	1.73	1636	BB	~~0.57~~ ZRC	ug/L
Ethene		1.94			0.00 BDL	ug/L
Ethane		2.05			0.00 BDL	ug/L

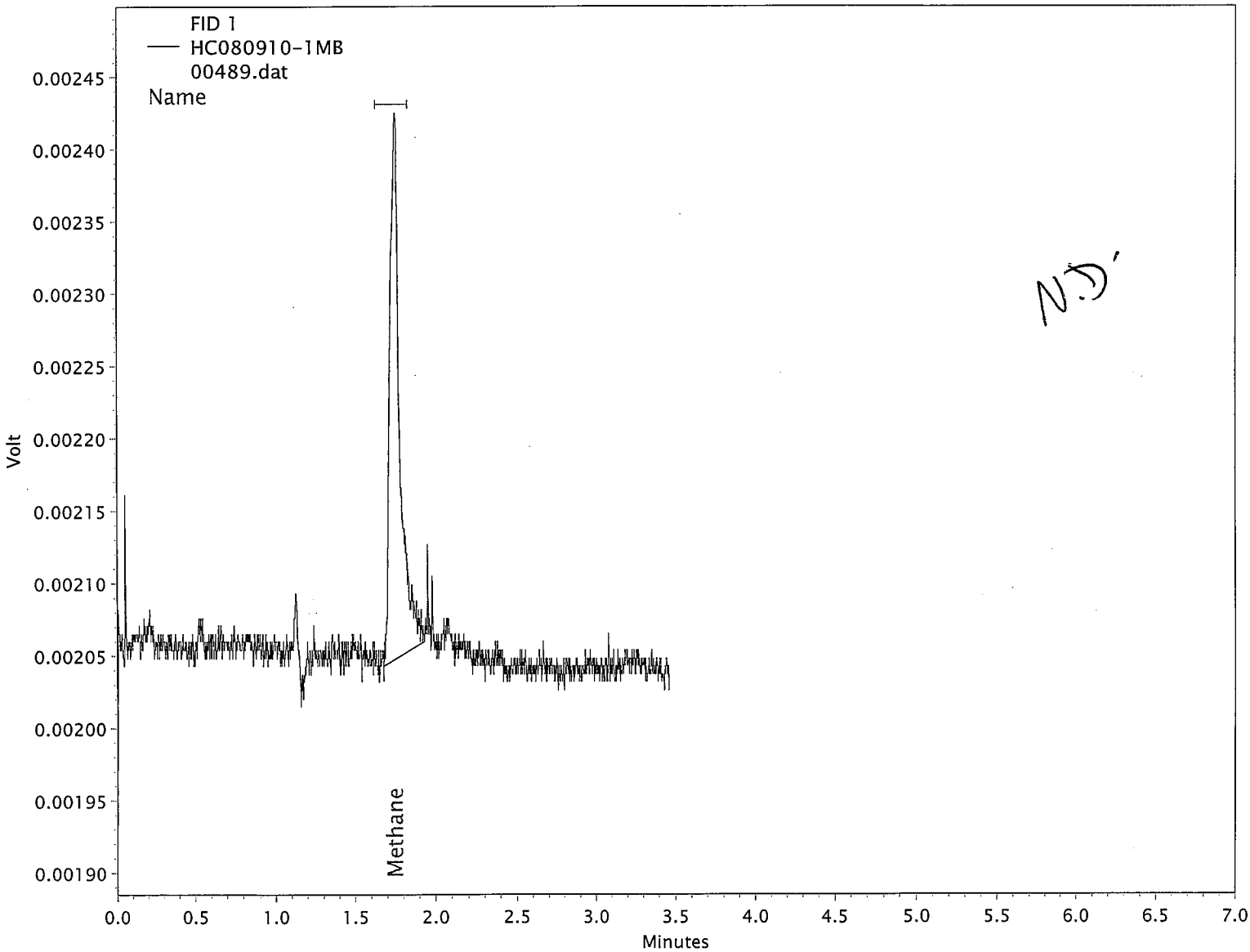

Column : GS-Carbon Plot

(1st int. code is for peak start, 2nd int code is for peak stop) B=baseline, f=force start or stop, I=ended by int. off event, N=begin negative peak, P=end negative peak, H=forward horiz, h=backward horiz, M=manual baseline or peak, m=move baseline start/stop, S=shoulder, T=tangent skim, V=valley, v=forced valley point, x=split peak, E=end of chromatogram encountered, R=reset baseline, L=lowest point horiz.

Printed On : 9/10/2008 2:43:06 PM

Dissolved Gases (RSK175) Quantitation Report

Paragon Analytics

Sample : 0809060-1
Filename : \\gcserver\gcdata\Projects\GC9\Data\2008\mee091008\00490.dat
Acquisition Date : 9/10/2008 1:10:33 PM — Instrument : GC9 (Offline)
Quantitation Date : 9/10/2008 2:43:11 PM — Data Acquired By : sheneman
Last Method Update : 9/9/2008 5:53:42 PM — Data Processed By : sheneman
Method : \\gcserver\gcdata\Projects\GC9\Method\2008\mee041508E.met — Inj. Vol. (uL) : 300
Sequence : \\gcserver\gcdata\Projects\GC9\Sequence\2008\mee091008.seq — Vial : N/A
Data Description : {Data Description}

FID 1 Results

Compound Name	RT	Expected RT	Peak Area	Integration Codes	Concentration	Conc. Units
Methane	1.73	1.73	1766	BB	~~0.63~~ ZRC	ug/L
Ethene	1.95	1.94	297	BB	~~0.44~~ NTC,	ug/L
Ethane	2.06	2.05	311	BR	~~0.46~~	ug/L

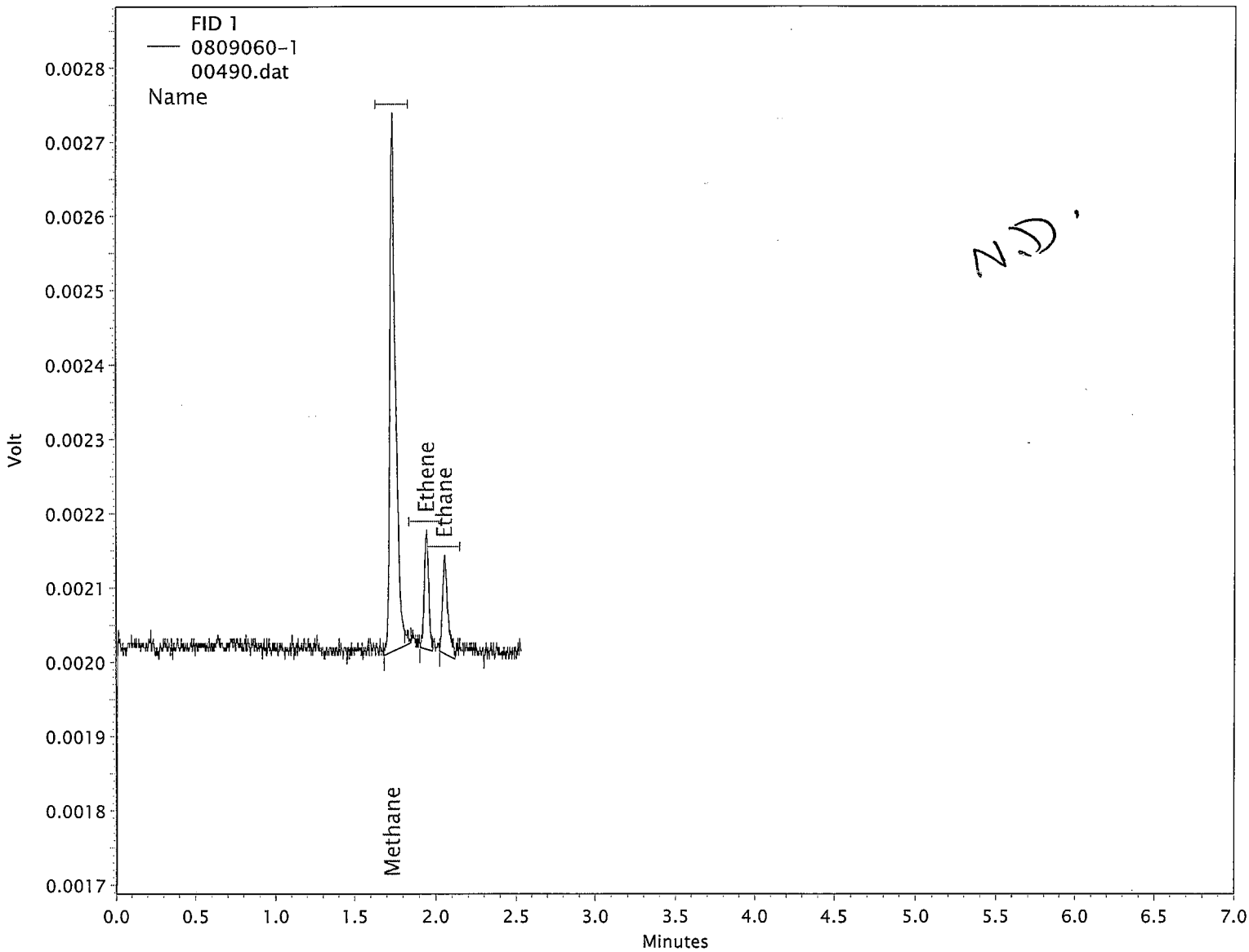

Column : GS-Carbon Plot

(1st int. code is for peak start, 2nd int code is for peak stop) B=baseline, f=force start or stop, I=ended by int. off event, N=begin negative peak, P=end negative peak, H=forward horiz, h=backward horiz, M=manual baseline or peak, m=move baseline start/stop, S=shoulder, T=tangent skim, V=valley, v=forced valley point, x=split peak, E=end of chromatogram encountered, R=reset baseline, L=lowest point horiz.

Dissolved Gases (RSK175) Quantitation Report

Paragon Analytics

Sample : 0809060-2
Filename : \\gcserver\gcdata\Projects\GC9\Data\2008\mee091008\00492.dat
Acquisition Date : 9/10/2008 1:21:17 PM
Quantitation Date : 9/10/2008 2:43:29 PM
Last Method Update : 9/9/2008 5:53:42 PM
Method : \\gcserver\gcdata\Projects\GC9\Method\2008\mee041508E.met
Sequence : \\gcserver\gcdata\Projects\GC9\Sequence\2008\mee091008.seq
Data Description : {Data Description}

Instrument : GC9 (Offline)
Data Acquired By : sheneman
Data Processed By : sheneman
Inj. Vol. (uL) : 300
Vial : N/A

FID 1 Results

Compound Name	RT	Expected RT	Peak Area	Integration Codes	Concentration	Conc. Units
Methane	1.73	1.73	1596	BB	~~0.55~~ <RL	ug/L
Ethene		1.94			0.00 BDL	ug/L
Ethane	2.05	2.05	166	BR	~~0.39~~ NTC.	ug/L

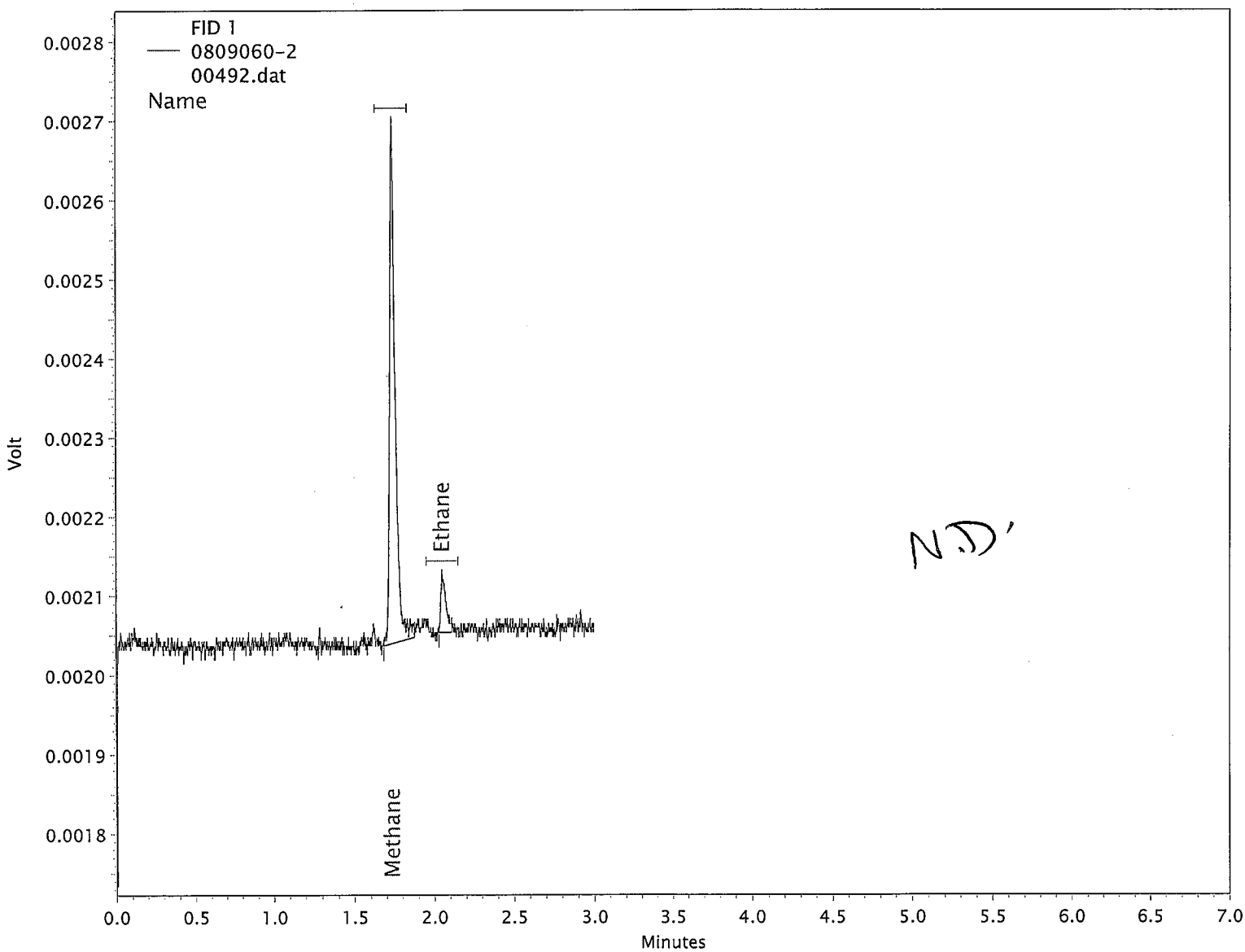

Column : GS-Carbon Plot

(1st int. code is for peak start, 2nd int code is for peak stop) B=baseline, f=force start or stop, I=ended by int. off event, N=begin negative peak, P=end negative peak, H=forward horiz, h=backward horiz, M=manual baseline or peak, m=move baseline start/stop, S=shoulder, T=tangent skim, V=valley, v=forced valley point, x=split peak, E=end of chromatogram encountered, R=reset baseline, L=lowest point horiz.

Dissolved Gases (RSK175) Quantitation Report

Paragon Analytics

Sample : 0809060-3
Filename : \\gcserver\gcdata\Projects\GC9\Data\2008\mee091008\00493.dat
Acquisition Date : 9/10/2008 1:25:40 PM
Quantitation Date : 9/10/2008 2:43:39 PM
Last Method Update : 9/9/2008 5:53:42 PM
Method : \\gcserver\gcdata\Projects\GC9\Method\2008\mee041508E.met
Sequence : \\gcserver\gcdata\Projects\GC9\Sequence\2008\mee091008.seq
Data Description : {Data Description}

Instrument : GC9 (Offline)
Data Acquired By : sheneman
Data Processed By : sheneman
Inj. Vol. (uL) : 300
Vial : N/A

FID 1 Results

Compound Name	RT	Expected RT	Peak Area	Integration Codes	Concentration	Conc. Units
Methane	1.73	1.73	18055	BB	8.61	ug/L
Ethene	1.94	1.94	485	BB	~~0.58~~ NTC	ug/L
Ethane	2.05	2.05	2722	BR	1.70	ug/L

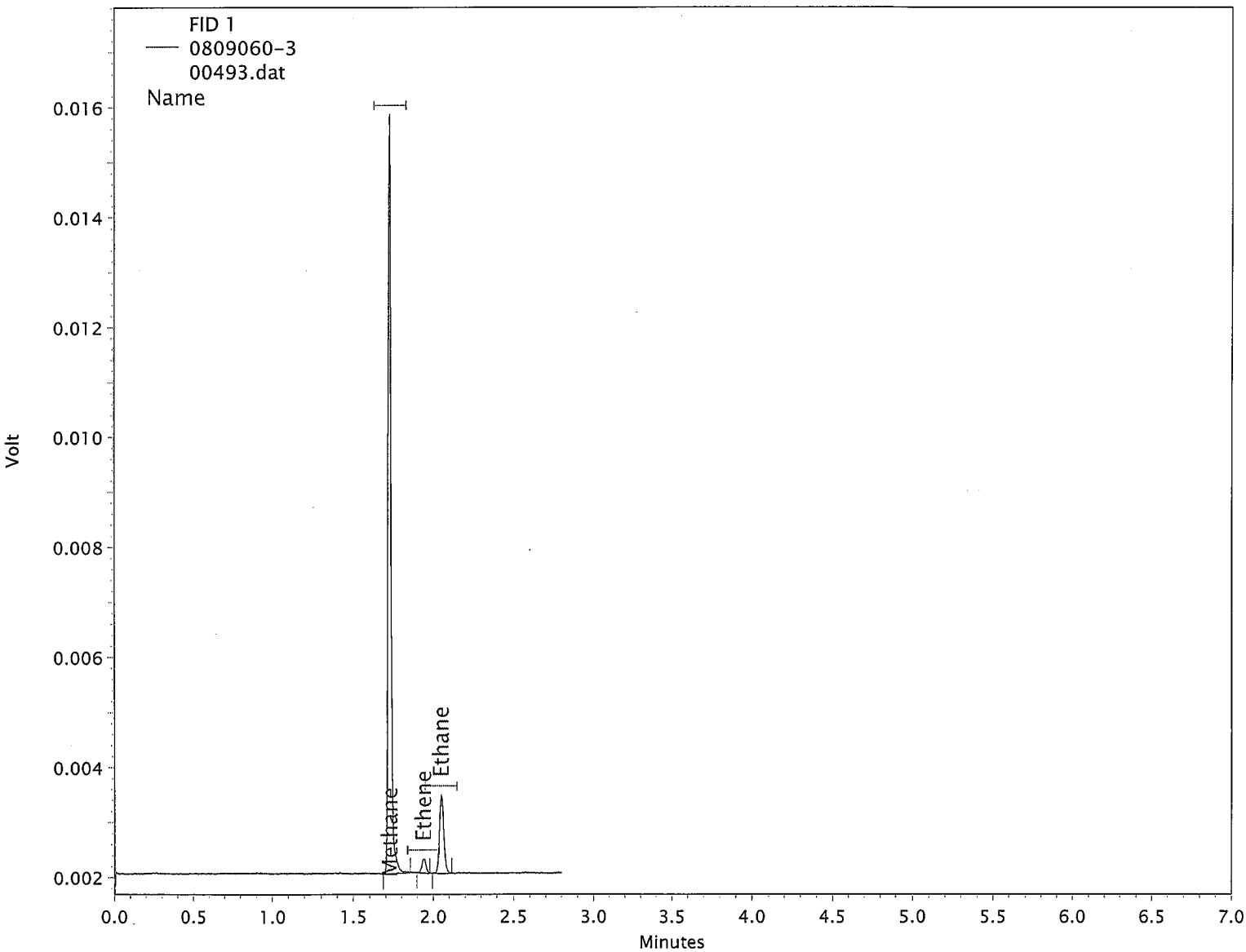

Column : GS-Carbon Plot

(1st int. code is for peak start, 2nd int code is for peak stop) B=baseline, f=force start or stop, I=ended by int. off event, N=begin negative peak, P=end negative peak, H=forward horiz, h=backward horiz, M=manual baseline or peak, m=move baseline start/stop, S=shoulder, T=tangent skim, V=valley, v=forced valley point, x=split peak, E=end of chromatogram encountered, R=reset baseline, L=lowest point horiz.

Dissolved Gases (RSK175) Quantitation Report

Paragon Analytics

Sample : 0809060-4
Filename : \\gcserver\gcdata\Projects\GC9\Data\2008\mee091008\00494.dat
Acquisition Date : 9/10/2008 1:30:48 PM
Quantitation Date : 9/10/2008 2:43:48 PM
Last Method Update : 9/9/2008 5:53:42 PM
Method : \\gcserver\gcdata\Projects\GC9\Method\2008\mee041508E.met
Sequence : \\gcserver\gcdata\Projects\GC9\Sequence\2008\mee091008.seq
Data Description : {Data Description}

Instrument : GC9 (Offline)
Data Acquired By : sheneman
Data Processed By : sheneman
Inj. Vol. (uL) : 300
Vial : N/A

FID 1 Results

Compound Name	RT	Expected RT	Peak Area	Integration Codes	Concentration	Conc. Units
Methane	1.74	1.73	1064	BB	~~0.29~~ <RL	ug/L
Ethene		1.94			0.00 BDL	ug/L
Ethane	2.05	2.05	123	BR	~~0.36~~ N.D.	ug/L

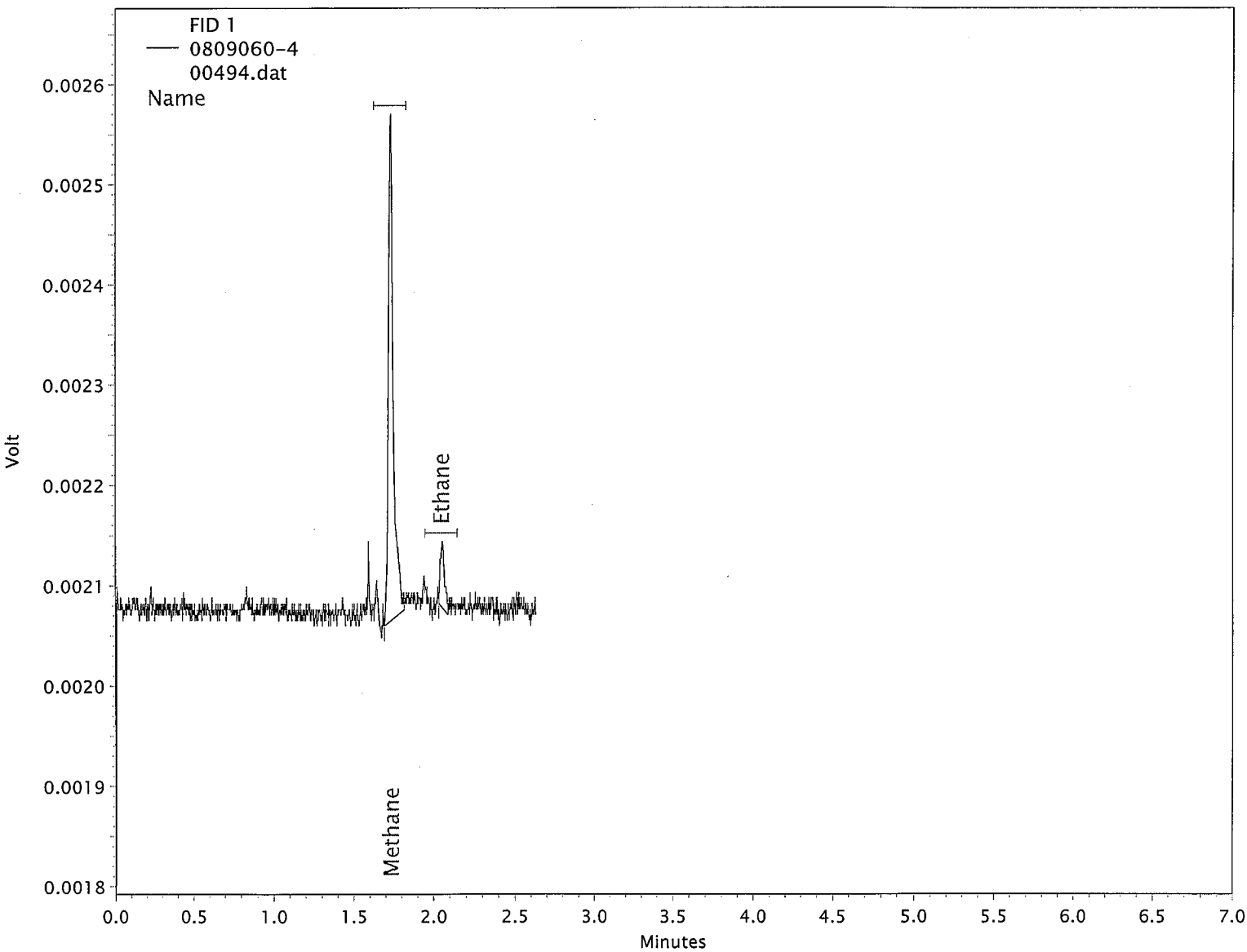

Column : GS-Carbon Plot

(1st int. code is for peak start, 2nd int code is for peak stop) B=baseline, f=force start or stop, I=ended by int. off event, N=begin negative peak, P=end negative peak, H=forward horiz, h=backward horiz, M=manual baseline or peak, m=move baseline start/stop, S=shoulder, T=tangent skim, V=valley, v=forced valley point, x=split peak, E=end of chromatogram encountered, R=reset baseline, L=lowest point horiz.

Printed On : 9/10/2008 2:43:53 PM

Dissolved Gases (RSK175) Quantitation Report

Paragon Analytics

Sample : 0809060-5
Filename : \\gcserver\gcdata\Projects\GC9\Data\2008\mee091008\00495.dat
Acquisition Date : 9/10/2008 1:34:52 PM
Quantitation Date : 9/10/2008 2:43:58 PM
Last Method Update : 9/9/2008 5:53:42 PM
Method : \\gcserver\gcdata\Projects\GC9\Method\2008\mee041508E.met
Sequence : \\gcserver\gcdata\Projects\GC9\Sequence\2008\mee091008.seq
Data Description : {Data Description}

Instrument : GC9 (Offline)
Data Acquired By : sheneman
Data Processed By : sheneman
Inj. Vol. (uL) : 300
Vial : N/A

FID 1 Results

Compound Name	RT	Expected RT	Peak Area	Integration Codes	Concentration	Conc. Units
Methane	1.73	1.73	738	BV	~~0.13~~ N.D. <RL	ug/L
Ethene	1.94	1.94	336	VV	~~0.47~~ NTC	ug/L
Ethane	2.05	2.05	149	VB	~~0.88~~ ↓	ug/L

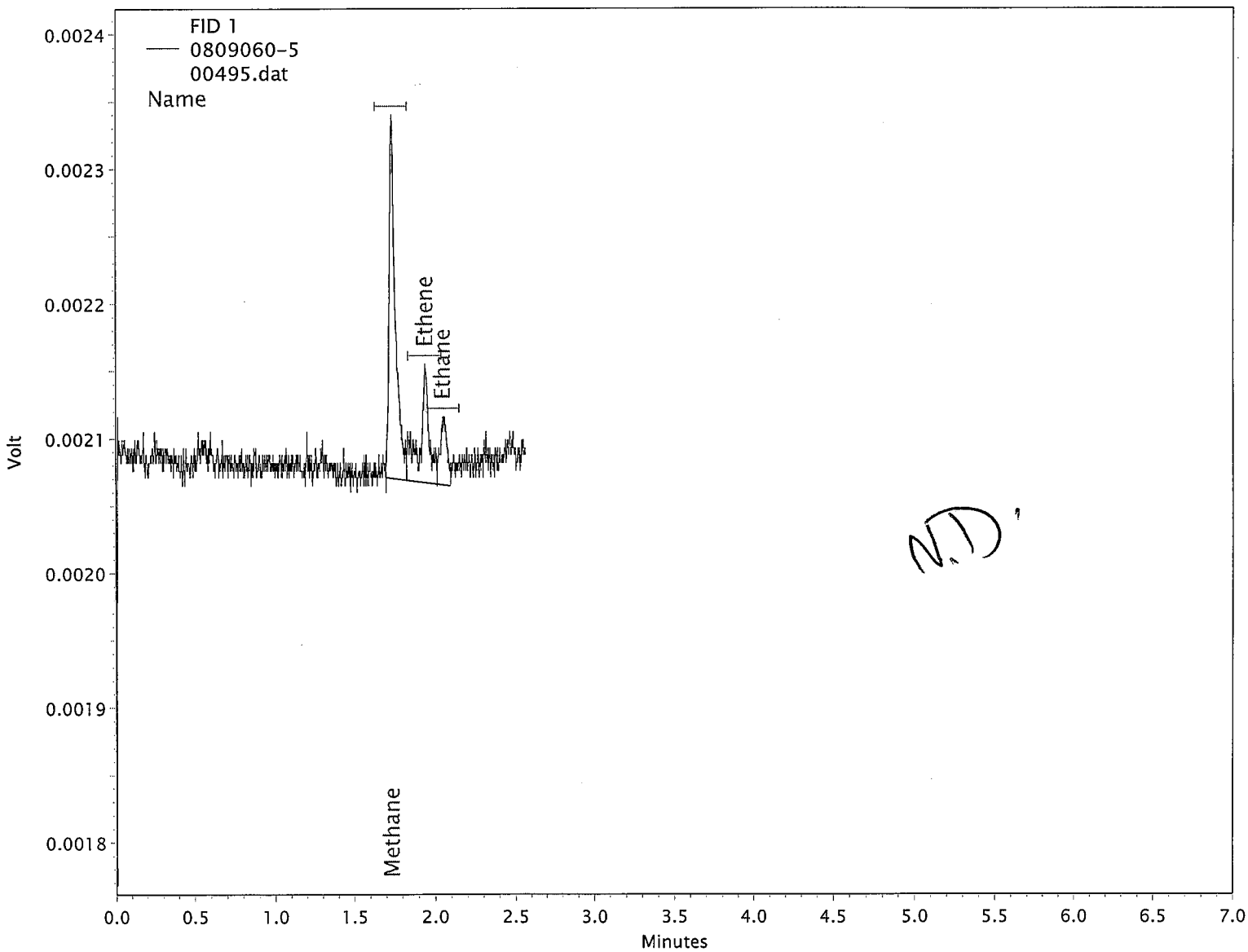

Column : GS-Carbon Plot

(1st int. code is for peak start, 2nd int code is for peak stop) B=baseline, f=force start or stop, I=ended by int. off event, N=begin negative peak, P=end negative peak, H=forward horiz, h=backward horiz, M=manual baseline or peak, m=move baseline start/stop, S=shoulder, T=tangent skim, V=valley, v=forced valley point, x=split peak, E=end of chromatogram encountered, R=reset baseline, L=lowest point horiz.

Dissolved Gases (RSK175) Quantitation Report

Paragon Analytics

Sample : 0809060-6
Filename : \\gcserver\gcdata\Projects\GC9\Data\2008\mee091008\00498.dat
Acquisition Date : 9/10/2008 1:48:11 PM
Quantitation Date : 9/10/2008 2:44:25 PM
Last Method Update : 9/9/2008 5:53:42 PM
Method : \\gcserver\gcdata\Projects\GC9\Method\2008\mee041508E.met
Sequence : \\gcserver\gcdata\Projects\GC9\Sequence\2008\mee091008.seq
Data Description : {Data Description}

Instrument : GC9 (Offline)
Data Acquired By : sheneman
Data Processed By : sheneman
Inj. Vol. (uL) : 300
Vial : N/A

FID 1 Results

Compound Name	RT	Expected RT	Peak Area	Integration Codes	Concentration	Conc. Units
Methane	1.73	1.73	4602	BV	2.02	ug/L
Ethene	1.95	1.94	389	VB	~~0.51~~ N.D.	ug/L
Ethane	2.06	2.05	853	BR	~~0.74~~ ↓	ug/L

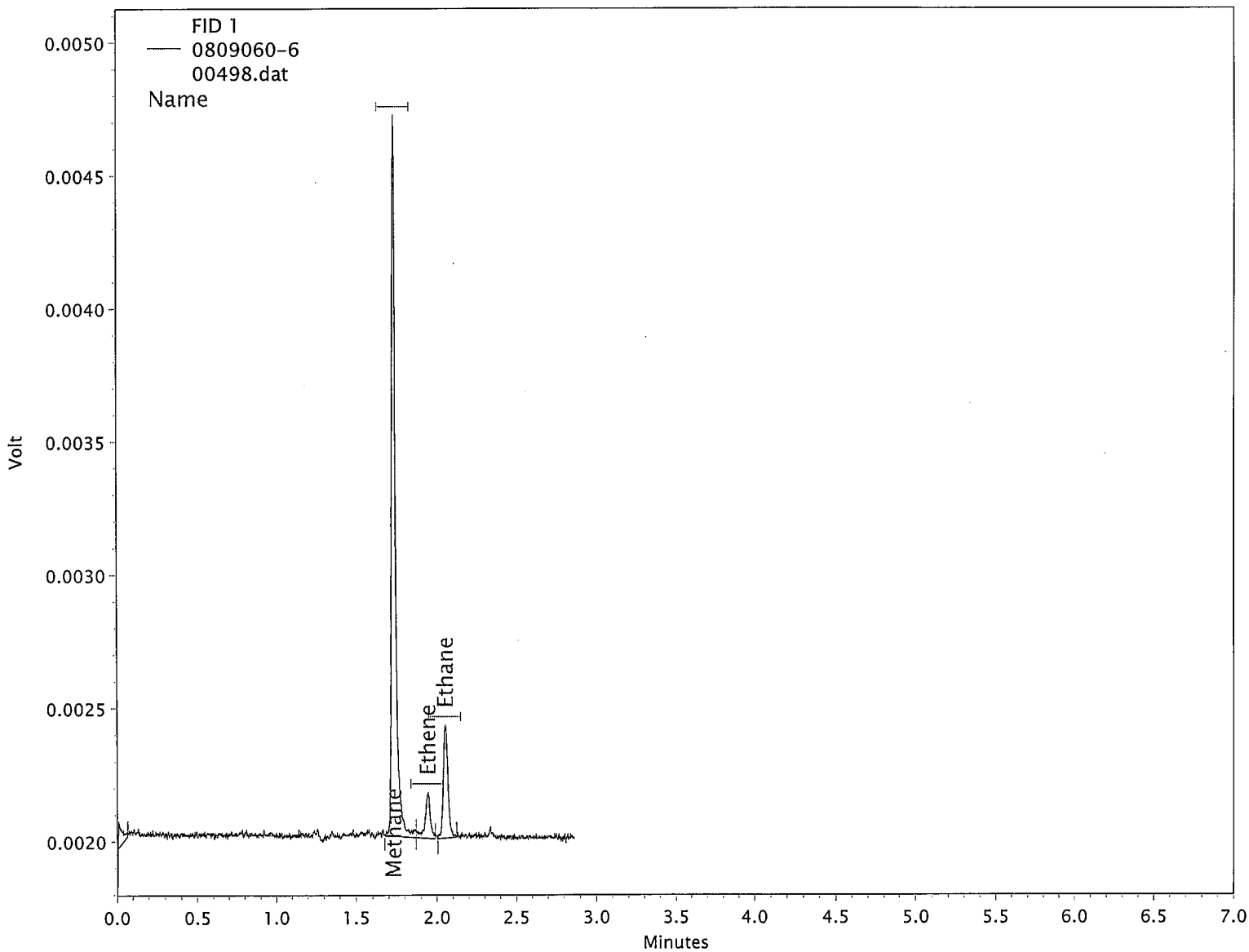

Column : GS-Carbon Plot

(1st int. code is for peak start, 2nd int code is for peak stop) B=baseline, f=force start or stop, I=ended by int. off event, N=begin negative peak, P=end negative peak, H=forward horiz, h=backward horiz, M=manual baseline or peak, m=move baseline start/stop, S=shoulder, T=tangent skim, V=valley, v=forced valley point, x=split peak, E=end of chromatogram encountered, R=reset baseline, L=lowest point horiz.

Dissolved Gases (RSK175) Quantitation Report

Paragon Analytics

Sample : 0809060-7
Filename : \\gcserver\gcdata\Projects\GC9\Data\2008\mee091008\00499.dat
Acquisition Date : 9/10/2008 1:53:14 PM
Quantitation Date : 9/10/2008 2:44:35 PM
Last Method Update : 9/9/2008 5:53:42 PM
Method : \\gcserver\gcdata\Projects\GC9\Method\2008\mee041508E.met
Sequence : \\gcserver\gcdata\Projects\GC9\Sequence\2008\mee091008.seq
Data Description : {Data Description}

Instrument : GC9 (Offline)
Data Acquired By : sheneman
Data Processed By : sheneman
Inj. Vol. (uL) : 300
Vial : N/A

FID 1 Results

Compound Name	RT	Expected RT	Peak Area	Integration Codes	Concentration	Conc. Units
Methane	1.73	1.73	1374	BB	~~0.44~~ <RL	ug/L
Ethene	1.95	1.94	422	BB	~~0.53~~ NTC	ug/L
Ethane	2.05	2.05	404	BR	~~0.51~~ ↓	ug/L

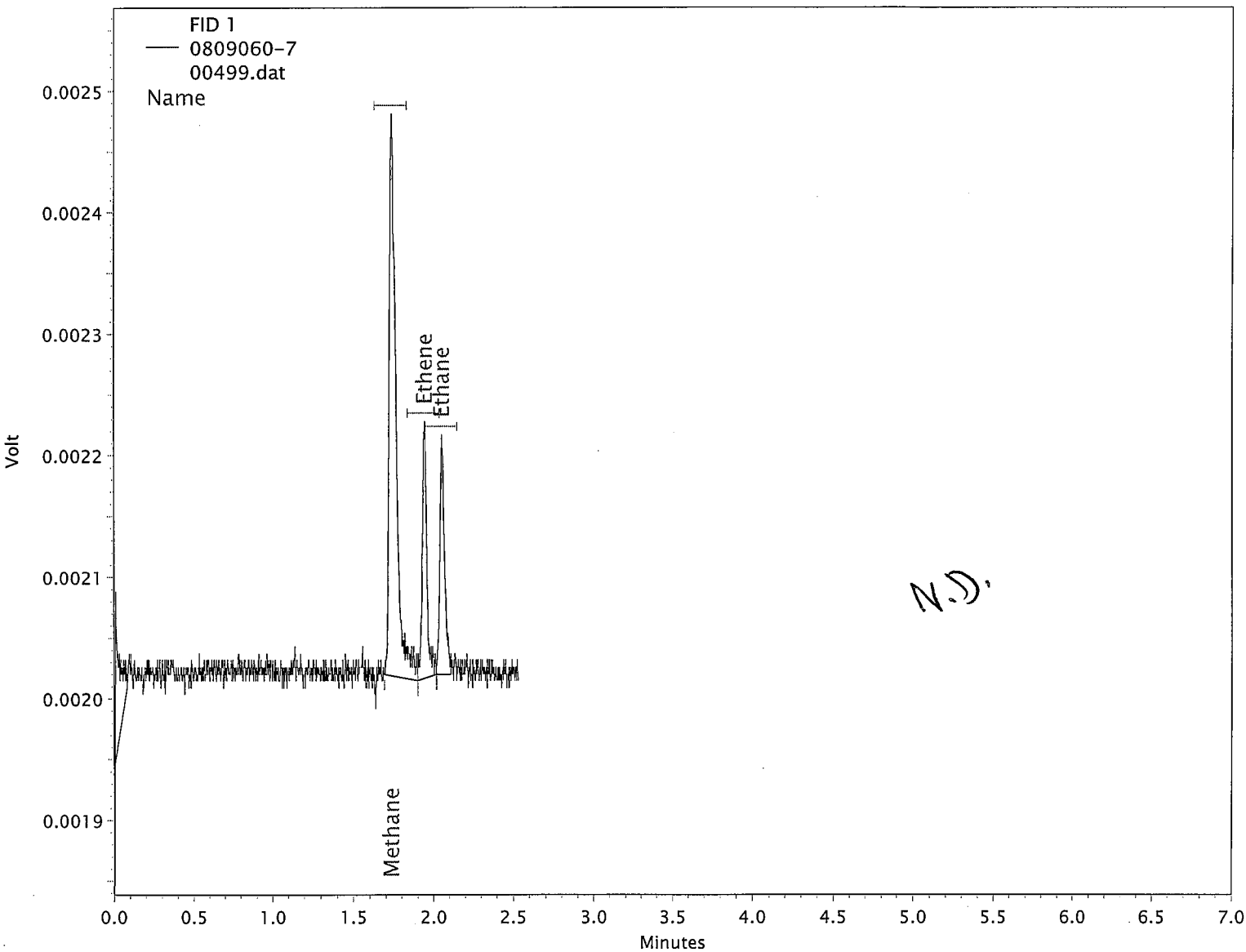

Column : GS-Carbon Plot

(1st int. code is for peak start, 2nd int code is for peak stop) B=baseline, f=force start or stop, I=ended by int. off event, N=begin negative peak, P=end negative peak, H=forward horiz, h=backward horiz, M=manual baseline or peak, m=move baseline start/stop, S=shoulder, T=tangent skim, V=valley, v=forced valley point, x=split peak, E=end of chromatogram encountered, R=reset baseline, L=lowest point horiz.

Dissolved Gases (RSK175) Quantitation Report

Paragon Analytics

Sample : 0809060-8
Filename : \\gcserver\gcdata\Projects\GC9\Data\2008\mee091008\00500.dat
Acquisition Date : 9/10/2008 1:57:19 PM
Quantitation Date : 9/10/2008 2:44:44 PM
Last Method Update : 9/9/2008 5:53:42 PM
Method : \\gcserver\gcdata\Projects\GC9\Method\2008\mee041508E.met
Sequence : \\gcserver\gcdata\Projects\GC9\Sequence\2008\mee091008.seq
Data Description : {Data Description}

Instrument : GC9 (Offline)
Data Acquired By : sheneman
Data Processed By : sheneman
Inj. Vol. (uL) : 300
Vial : N/A

FID 1 Results

Compound Name	RT	Expected RT	Peak Area	Integration Codes	Concentration	Conc. Units
Methane	1.73	1.73	2863	BB	1.17	ug/L
Ethene	1.94	1.94	132	BB	~~0.32~~ NTC	ug/L
Ethane	2.07	2.05	107	BR	~~0.35~~	ug/L

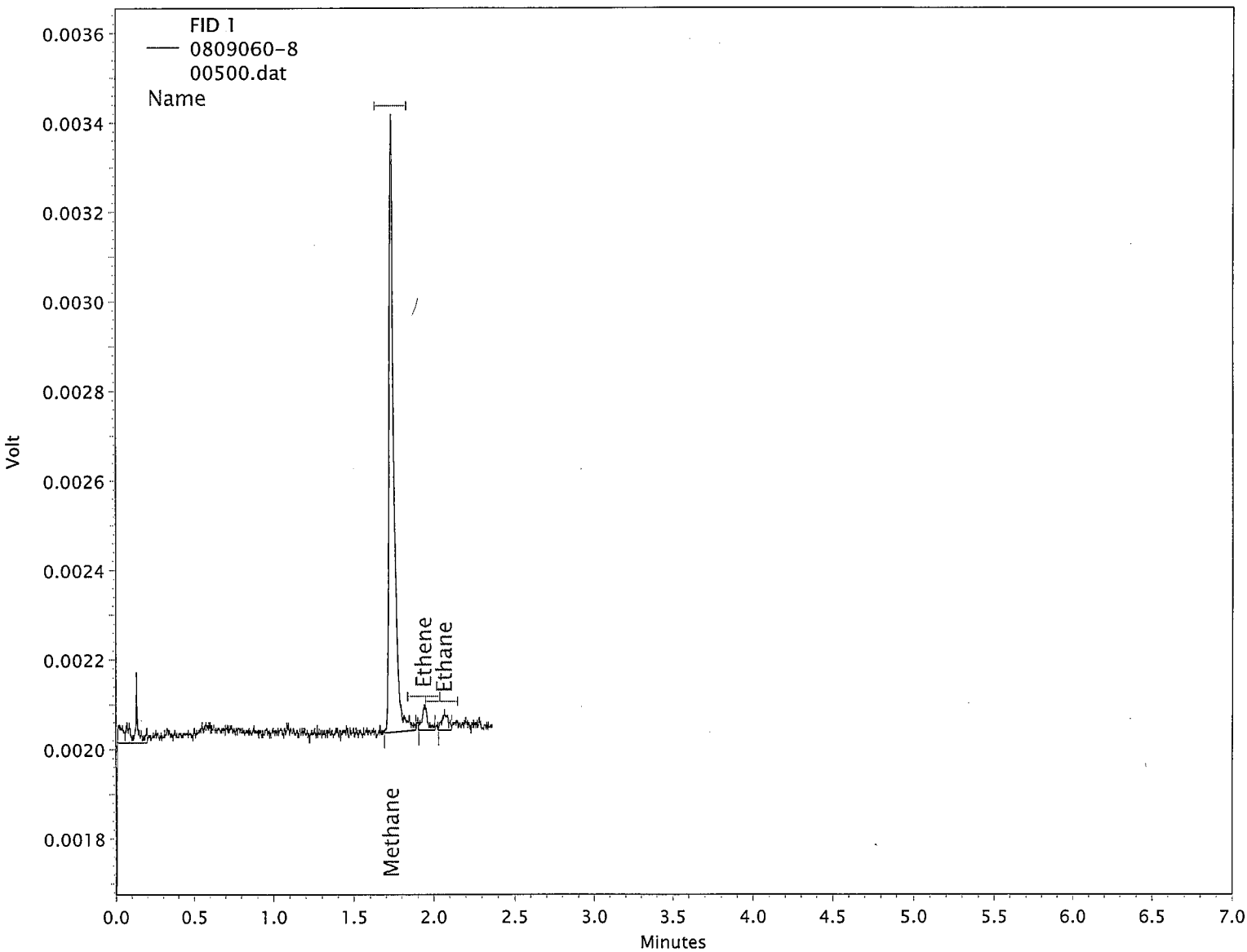

Column : GS-Carbon Plot

(1st int. code is for peak start, 2nd int code is for peak stop) B=baseline, f=force start or stop, I=ended by int. off event, N=begin negative peak, P=end negative peak, H=forward horiz, h=backward horiz, M=manual baseline or peak, m=move baseline start/stop, S=shoulder, T=tangent skim, V=valley, v=forced valley point, x=split peak, E=end of chromatogram encountered, R=reset baseline, L=lowest point horiz.

Printed On : 9/10/2008 2:44:48 PM

Raw Data Quality Control Samples

Dissolved Gases (RSK175) Quantitation Report

Paragon Analytics

Sample : CCS
Filename : \\gcserver\gcdata\Projects\GC9\Data\2008\mee091008\00488.dat
Acquisition Date : 9/10/2008 12:58:30 PM — Instrument : GC9 (Offline)
Quantitation Date : 9/10/2008 2:42:53 PM — Data Acquired By : sheneman
Last Method Update : 9/9/2008 5:53:42 PM — Data Processed By : sheneman
Method : \\gcserver\gcdata\Projects\GC9\Method\2008\mee041508E.met — Inj. Vol. (uL) : 300
Sequence : \\gcserver\gcdata\Projects\GC9\Sequence\2008\mee091008.seq — Vial : N/A
Data Description : {Data Description}

FID 1 Results

Compound Name	RT	Expected RT	Peak Area	Integration Codes	Concentration	Conc. Units
Methane	1.73	1.73	260054	BB	127.41	ug/L
Ethene	1.94	1.94	302914	BV	224.82	ug/L
Ethane	2.05	2.05	460231	VR	237.51	ug/L

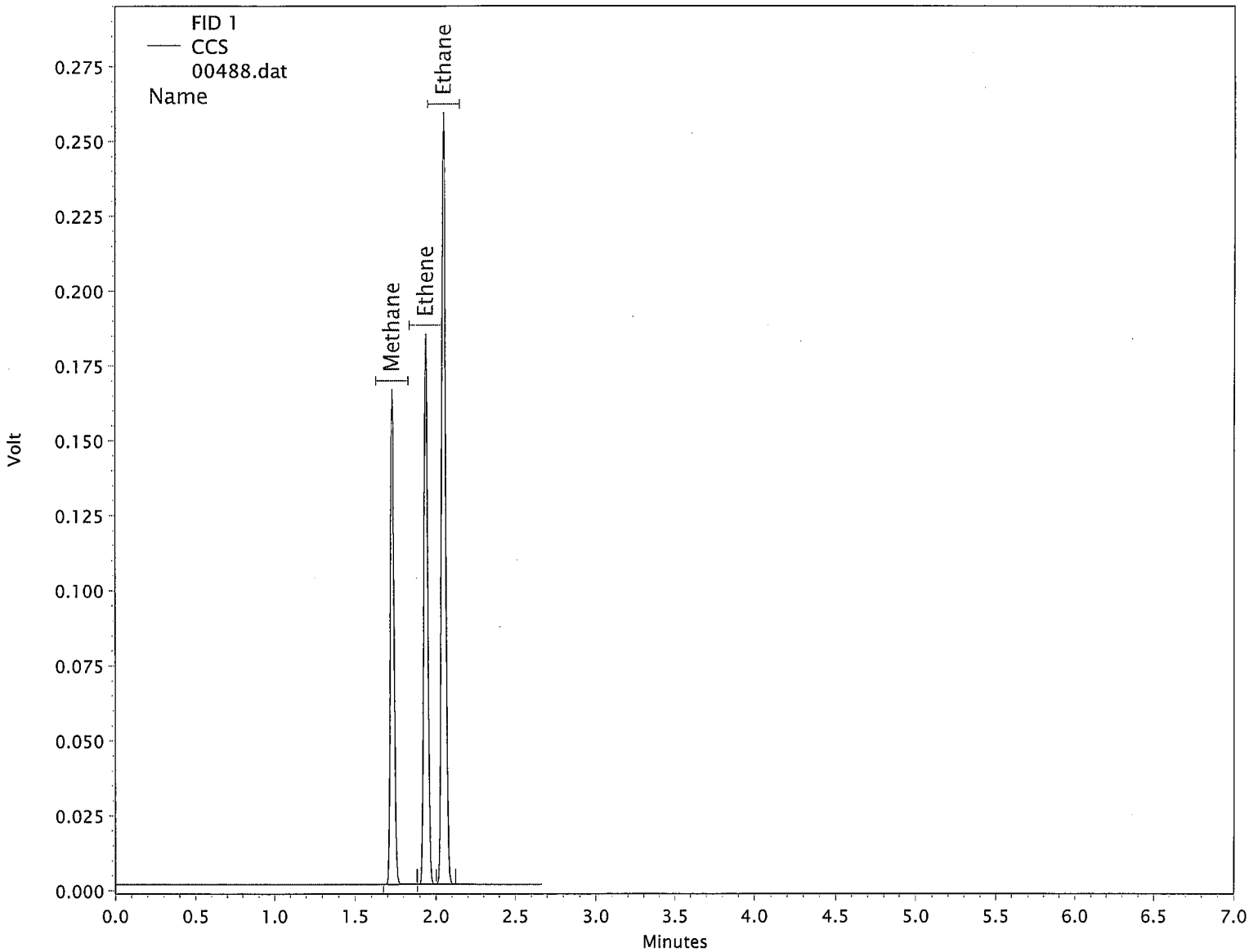

Column : GS-Carbon Plot

(1st int. code is for peak start, 2nd int code is for peak stop) B=baseline, f=force start or stop, I=ended by int. off event, N=begin negative peak, P=end negative peak, H=forward horiz, h=backward horiz, M=manual baseline or peak, m=move baseline start/stop, S=shoulder, T=tangent skim, V=valley, v=forced valley point, x=split peak, E=end of chromatogram encountered, R=reset baseline, L=lowest point horiz.

Dissolved Gases (RSK175) Quantitation Report

Paragon Analytics

Sample : CCD
Filename : \\gcserver\gcdata\Projects\GC9\Data\2008\mee091008\00497.dat
Acquisition Date : 9/10/2008 1:43:24 PM
Quantitation Date : 9/10/2008 2:44:16 PM
Last Method Update : 9/9/2008 5:53:42 PM
Method : \\gcserver\gcdata\Projects\GC9\Method\2008\mee041508E.met
Sequence : \\gcserver\gcdata\Projects\GC9\Sequence\2008\mee091008.seq
Data Description : {Data Description}

Instrument : GC9 (Offline)
Data Acquired By : sheneman
Data Processed By : sheneman
Inj. Vol. (uL) : 300
Vial : N/A

FID 1 Results

Compound Name	RT	Expected RT	Peak Area	Integration Codes	Concentration	Conc. Units
Methane	1.73	1.73	262148	BB	128.44	ug/L
Ethene	1.94	1.94	310457	BV	230.43	ug/L
Ethane	2.05	2.05	466282	VR	240.63	ug/L

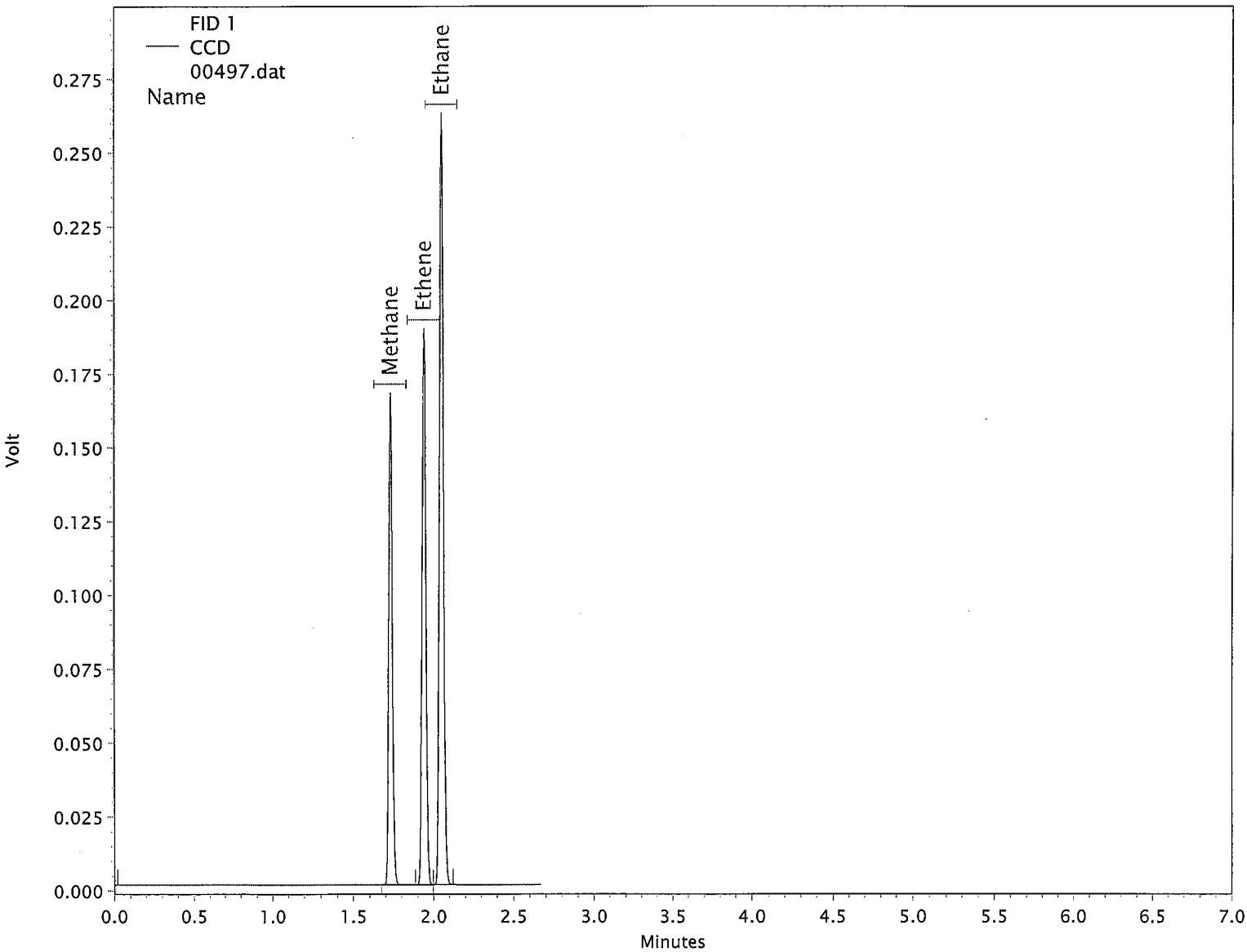

Column : GS-Carbon Plot

(1st int. code is for peak start, 2nd int code is for peak stop) B=baseline, f=force start or stop, I=ended by int. off event, N=begin negative peak, P=end negative peak, H=forward horiz, h=backward horiz, M=manual baseline or peak, m=move baseline start/stop, S=shoulder, T=tangent skim, V=valley, v=forced valley point, x=split peak, E=end of chromatogram encountered, R=reset baseline, L=lowest point horiz.

Dissolved Gases (RSK175) Quantitation Report

Paragon Analytics

Sample : 0809060-5MS
Filename : \\gcserver\gcdata\Projects\GC9\Data\2008\mee091008\00496.dat
Acquisition Date : 9/10/2008 1:39:14 PM — Instrument : GC9 (Offline)
Quantitation Date : 9/10/2008 2:44:07 PM — Data Acquired By : sheneman
Last Method Update : 9/9/2008 5:53:42 PM — Data Processed By : sheneman
Method : \\gcserver\gcdata\Projects\GC9\Method\2008\mee041508E.met — Inj. Vol. (uL) : 300
Sequence : \\gcserver\gcdata\Projects\GC9\Sequence\2008\mee091008.seq — Vial : N/A
Data Description : {Data Description}

FID 1 Results

Compound Name	RT	Expected RT	Peak Area	Integration Codes	Concentration	Conc. Units
Methane	1.73	1.73	29753	BB	14.35 1020	ug/L
Ethene	1.94	1.94	33409	BB	24.96 NTC	ug/L
Ethane	2.05	2.05	50567	BR	26.33 ↓	ug/L

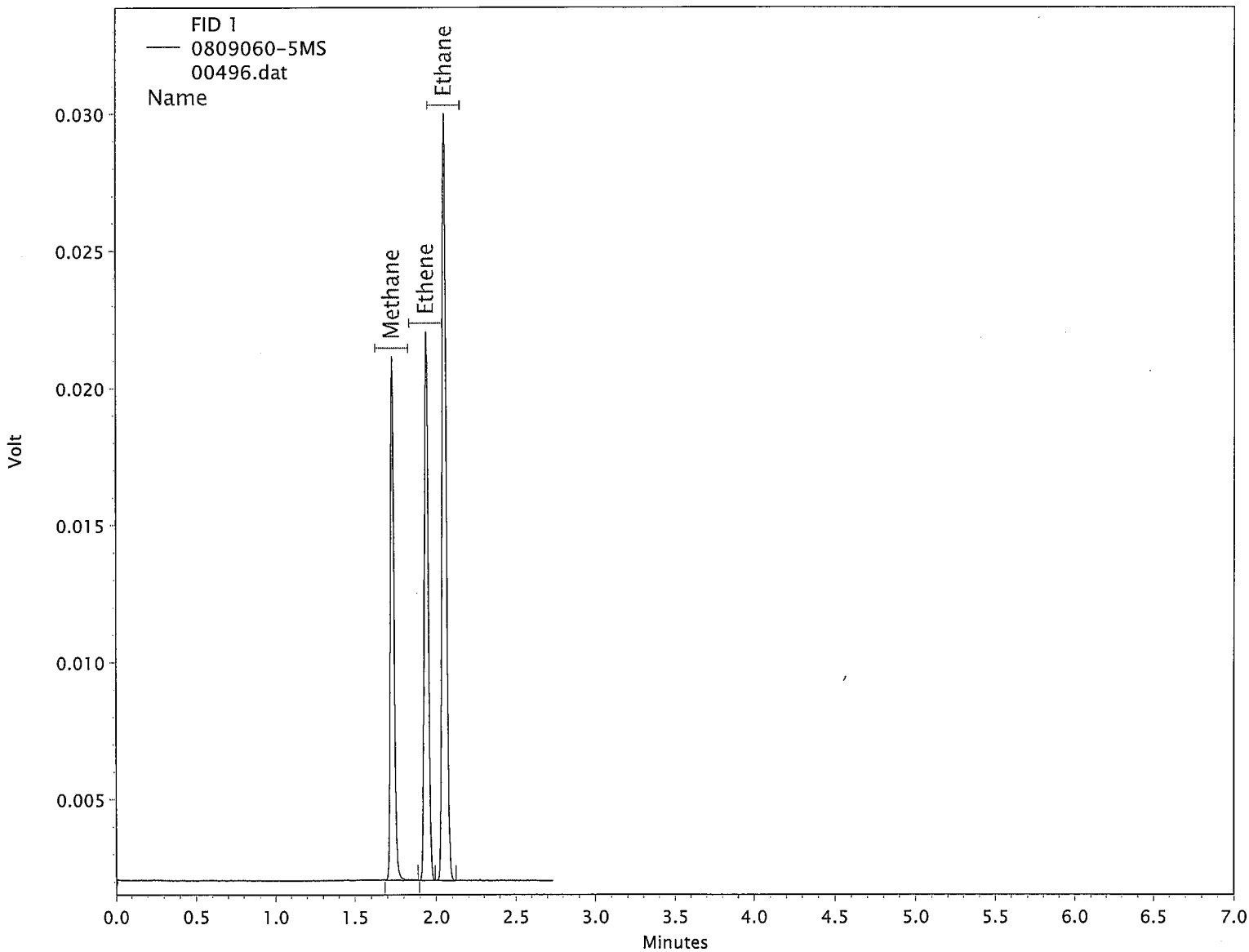

Column : GS-Carbon Plot

(1st int. code is for peak start, 2nd int code is for peak stop) B=baseline, f=force start or stop, I=ended by int. off event, N=begin negative peak, P=end negative peak, H=forward horiz, h=backward horiz, M=manual baseline or peak, m=move baseline start/stop, S=shoulder, T=tangent skim, V=valley, v=forced valley point, x=split peak, E=end of chromatogram encountered, R=reset baseline, L=lowest point horiz.

Printed On : 9/10/2008 2:44:11 PM

Dissolved Gases (RSK175) Quantitation Report

Paragon Analytics

Sample : 0809060-1DUP
Filename : \\gcserver\gcdata\Projects\GC9\Data\2008\mee091008\00491.dat
Acquisition Date : 9/10/2008 1:14:40 PM
Quantitation Date : 9/10/2008 2:43:20 PM
Last Method Update : 9/9/2008 5:53:42 PM
Method : \\gcserver\gcdata\Projects\GC9\Method\2008\mee041508E.met
Sequence : \\gcserver\gcdata\Projects\GC9\Sequence\2008\mee091008.seq
Data Description : {Data Description}

Instrument : GC9 (Offline)
Data Acquired By : sheneman
Data Processed By : sheneman
Inj. Vol. (uL) : 300
Vial : N/A

FID 1 Results

Compound Name	RT	Expected RT	Peak Area	Integration Codes	Concentration	Conc. Units
Methane	1.74	1.73	1582	BB	~~0.54~~ <RL	ug/L
Ethene	1.94	1.94	254	BB	~~0.41~~ NJF.	ug/L
Ethane	2.05	2.05	245	BR	~~0.43~~	ug/L

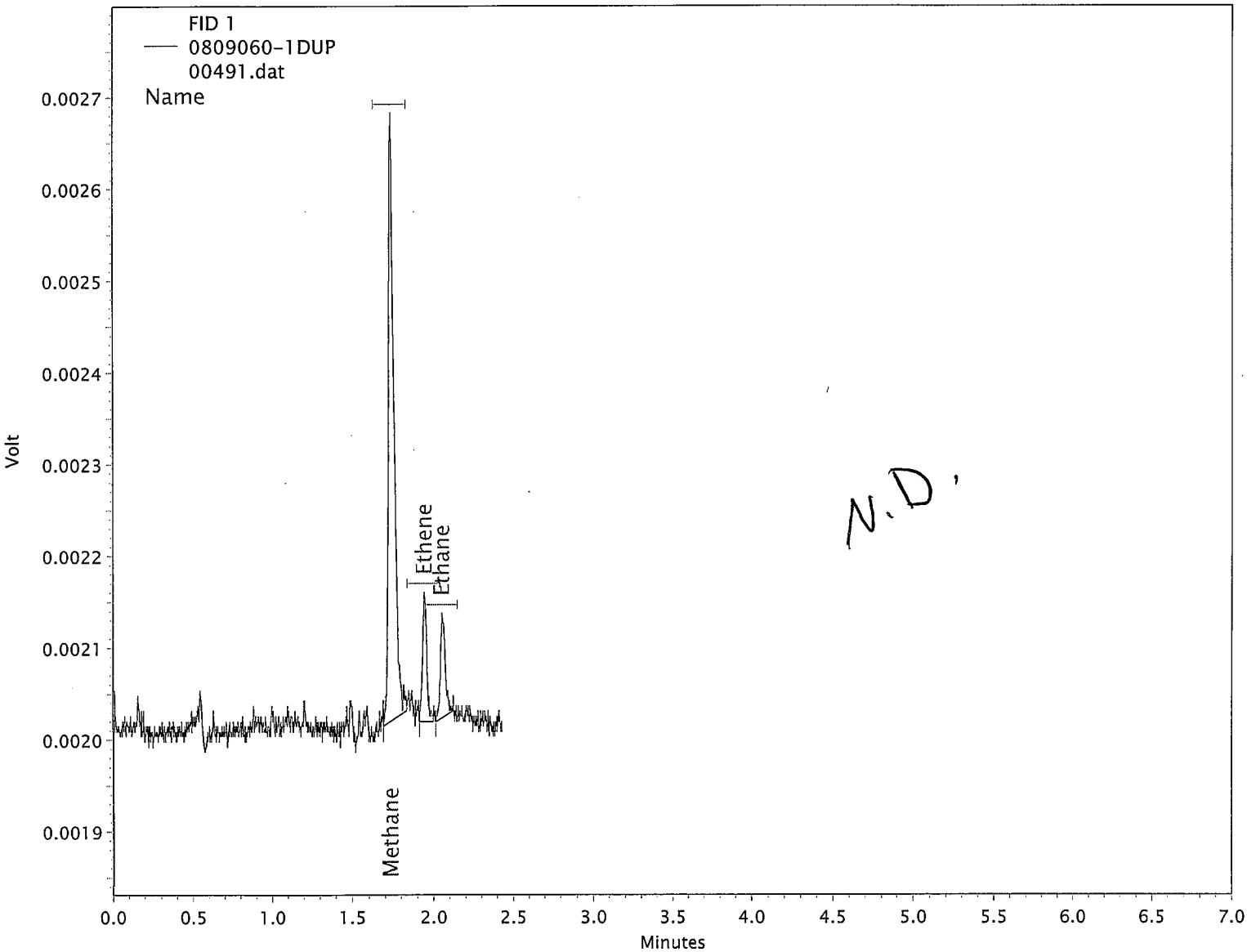

N.D.

Column : GS-Carbon Plot

(1st int. code is for peak start, 2nd int code is for peak stop) B=baseline, f=force start or stop, I=ended by int. off event, N=begin negative peak, P=end negative peak, H=forward horiz, h=backward horiz, M=manual baseline or peak, m=move baseline start/stop, S=shoulder, T=tangent skim, V=valley, v=forced valley point, x=split peak, E=end of chromatogram encountered, R=reset baseline, L=lowest point horiz.

Paragon Analytics

GC/MS Volatiles Case Narrative

URS

Prather Phase 1 Investigation

Order Number - 0809060

1. This report consists of 8 water samples. The samples were received cool and intact by Paragon on 09/10/08. All aqueous samples were free of headspace prior to analysis.

2. These samples were prepared according to SW-846, 3rd Edition procedures. Specifically, the water samples were prepared by purging 10 mL using purge and trap procedures based on Method 5030C.

3. The samples were analyzed using GC/MS with an RTX-624, RTX-VMS, or equivalent capillary column according to Paragon Standard Operating Procedure 525 Revision 12 based on SW-846 Method 8260B. All positive results were quantitated against the initial calibration standards using the internal standard technique. The identification of positive results was achieved by a comparison of the retention time and mass spectrum of the sample versus the daily calibration standard.

4. All initial calibration criteria for SPCC's and CCC's were met. If average response factors were used in the initial calibration, %RSD was ≤15%. If linear or higher order regression calibrations were used in the initial calibration, the coefficient of determination (r^2) ≥0.99.

5. All initial calibrations are verified by comparing a second source standard calibration verification (ICV) against the calibration curve. All target compounds in the second source verification had a %D of less than 25%.

6. All criteria for SPCC's and CCC's were met in daily (continuing) calibration verifications (CCV).

7. Methylene chloride, acetone and 2-butanone are common laboratory contaminants. In order to minimize the levels of these compounds detected in the gc/ms analysis, Paragon has designated its volatile laboratory as a restricted access area. In addition,

the laboratory has been equipped with a dedicated, air intake and exhaust system that operates under positive pressure in order to minimize cross contamination of these compounds. Due to fluctuations in ambient laboratory conditions, reported sample values for common laboratory contaminants may be due to lab contamination even if the compound in question is not detected in the associated method blank.

The method blank VL080910-3MB had methylene chloride detected below the reporting limit. This compound was detected in the associated samples, so the data were flagged.

8. All laboratory control spike and laboratory control spike duplicate recoveries and RPDs were within the acceptance criteria.

9. Sample 0809060-1 was designated as the quality control sample for this analysis. Similarity of matrix and therefore relevance of the QC results should not be automatically inferred for any sample other than the native sample selected for QC.

   All matrix spike and matrix spike duplicate recoveries and RPDs were within acceptance criteria.

10. The samples were analyzed within the established holding time.

11. All surrogate recoveries were within acceptance criteria.

12. All internal standard recoveries were within acceptance criteria.

13. Manual integrations are performed when needed to provide consistent and defensible data following the guidelines in Paragon Analytics Standard Operating Procedure 939 Revision 3. The chromatographic data system marks the manual integrations with an m on the quantitation report. Whenever manual integrations are performed, before and after chromatograms of the peak that was manually integrated are included in the report along with the reason why the re-integration was necessary.

The data contained in the following report have been reviewed and approved by the personnel listed below. In addition, Paragon Analytics certifies that the analyses reported herein are true, complete and correct within the limits of the methods employed.

Sharon L. Jobes
Organics Primary Data Reviewer

9-11-08
Date

Organics Final Data Reviewer

09-11-08
Date

Paragon Analytics
Data Qualifier Flags
Chromatography and Mass Spectrometry

U or ND:	**This flag indicates that the compound was analyzed for but not detected.**
J:	**This flag indicates an estimated value. This flag is used as follows : (1) when estimating a concentration for tentatively identified compounds (TICs) where a 1:1 response is assumed; (2) when the mass spectral and retention time data indicate the presence of a compound that meets the volatile and semivolatile GC/MS identification criteria, and the result is less than the reporting limit (RL) but greater than the method detection limit (MDL); (3) when the retention time data indicate the presence of a compound that meets the GC identification criteria, and the result is less than the RL but greater than the MDL; and (4) the reported value is estimated.**
B:	**This flag is used when the analyte is detected in the associated method blank as well as in the sample. It indicates probable blank contamination and warns the data user. This flag shall be used for a tentatively identified compound (TIC) as well as for a positively identified target compound.**
E:	**This flag identifies compounds whose concentration exceeds the upper level of the calibration range.**
A:	**This flag indicates that a tentatively identified compound is a suspected aldol-condensation product.**
X:	**This flag indicates that the analyte was diluted below an accurate quantitation level.**
***:**	**This flag indicates that a spike recovery is equal to or outside the control criteria used.**
+:	**This flag indicates that the relative percent difference (RPD) equals or exceeds the control criteria.**

Paragon Analytics

Sample Number(s) Cross-Reference Table

Paragon OrderNum: 0809060
Client Name: URS
Client Project Name: Prather Phase 1 Investigation
Client Project Number:
Client PO Number: Prather-2008

Client Sample Number	Lab Sample Number	COC Number	Matrix	Date Collected	Time Collected
PS-MW03D	0809060-1		WATER	08-Sep-08	10:00
PS-MW03S	0809060-2		WATER	08-Sep-08	10:40
PS-MW04D	0809060-3		WATER	08-Sep-08	11:20
PS-MW04S	0809060-4		WATER	08-Sep-08	12:30
PS-MW06R	0809060-5		WATER	08-Sep-08	13:05
PS-MW05D	0809060-6		WATER	08-Sep-08	14:00
PS-MW08S	0809060-7		WATER	08-Sep-08	15:30
PS-MW08D	0809060-8		WATER	08-Sep-08	16:30

0809060

CHAIN OF CUSTODY RECORD / ANALYTICAL SERVICES AGREEMENT **

Page 1 of ____

Evergreen Analytical Laboratory Inc.

4036 Youngfield St.
Wheat Ridge, Colorado 80033
(303) 425-6021
FAX (303) 425-6854
(877) 737-4521
info@evergreenanalytical.com

CLIENT INFORMATION

Mail **Original** Report to: URS Corporation
Attn Mark Leversen
Address 8181 East Tufts Avenue
City Denver State CO Zip 80237
Tel # 303-694-2770 Fax # 303-930-6010 E-mail mark-leversen@urscorp.com

REPORT ALSO BY ☒ FAX ☒ PDF ☒ EDD

REPORT CHROMATOGRAMS ☐ NO (YES)

Mail Invoice to: Same
Attn ____
Address ____
City ____ State ____ Zip ____
Tel # ____ Fax # ____
Project ID# Feather ~~Spring~~ Phase I Inv.
P.O. ____ Quote ____
Sampler MEM

NOTE: *Identify Known Hazards Below*

Report Results by: ____ (Date)*
Standard 2 working weeks ☐
UST Analyses per Fee Schedule ☐
* Rush: ☒ less than 24 hrs, 150% ☐ 1 - 2 work days, 100%
☐ 3 - 5 work days, 50% ☐ 6 - 9 work days, 25%
*Subject to surcharge & exceptions noted in fee schedule.

CONFIRMATION OF SAMPLE RECEIPT REQUIRED? ☐ YES

For Laboratory Use Only
W.O. # ____
B.O.F. # ____
C/S (O) ____ / ____
C/S (I) ____ / ____
Temp. °C ____ / Ice ____
Seals Present Y / N / NA
Samples Pres. Y / N / NA
Headspace Y / N / NA
By ____ / ____

	SAMPLE IDENTIFICATION	DATE SAMPLED	TIME	No. of Containers	MATRIX: 1) Drinking Water or 2) Discharge Water or 3) Ground Water (circle one)	Soil / Solid / Air / Gas	Oil / Sludge / Wipe	TCLP VOA/BNA/Pest/Herb/Metals (circle)	Volatile Organics 8260/624 (circle)	Semi-volatile Organics BNA, PAH, PNA 8270/625 (circle)	Chlorinated Pesticides 8081/608 (circle)	Organophosphorous Pesticides 8270	PCBs/8082/608/screen (circle)	Herbicides 8151	BTEX 8021/602/8260/MTBE (circle)	TVPH 8015mod. / 8260 (circle)	TEPH 8015mod. (Diesel)	Total Metals-DW / NPDES / SW846 (circle & list metals below)	Dissolved Metals - DW / SW846 (circle & list metals below)	Oil & Grease 1664 / 9071 (circle)	TRPH 418.1	Anions 300.0 (circle below)	Major Cations	Total Alkalinity	TDS/Conductivity	Dissolved Methane	Sulfide	
1	FS-MW03D	9/8/08	10:00	9	X				X								X	X				X	X	X	X	X	X	
2	PS-MW03S		10:40	9	X				X								X	X				X	X	X	X	X	X	
3	PS-MW04D		11:20	9	X				X								X	X				X	X	X	X	X	X	
4	PS-MW04S		12:30	9	X				X								X	X				X	X	X	X	X	X	
5	PS-MW06R		13:05	6	X				X																	X		
6	PS-MW05D		14:00	7	X				X									X				X				X		
7	PS-MW08S		15:30	9	X				X									X				X	X	X	X	X	X	
8	PS-MW08D	↓	16:30	9	X				X									X				X	X	X	X	X	X	
	Sample Fraction																											

Instructions: Run Extended 8260 Suite Total Metals/Cations are Non Preserved - Non Filtered - See attached Sheet for Cation/Anion/Total Metals - Analysis

** **Important Note:** See reverse side for Terms and Conditions.

Anions: Bromide, Chloride, Nitrate, Nitrite, O-Phosphate, Sulfate (Circle)

Relinquished by: (Signature)	Date/Time	Received by: (Signature)	Date/Time	Relinquished by: (Signature)	Date/Time	Received by: (Signature)	Date/Time
[signature]	9/9/08 1700	Cheryl Trumble	9-10-08 1000				

CONDITION OF SAMPLE UPON RECEIPT FORM **Paragon Analytics**

Client: URS Workorder No: 0809060

Project Manager: DF Initials: CT Date: 9-10-08

1.	Does this project require any **special handling** in addition to standard Paragon procedures?		YES	(NO)
2.	Are custody **seals** on **shipping containers** intact?	NONE	(YES)	NO
3.	Are Custody seals on **sample containers** intact?	(NONE)	YES	NO
4.	Is there a **COC (Chain-of-Custody) present** or other representative documents?		(YES)	NO
5.	Are the **COC and bottle labels complete and legible**?		(YES)	NO
6.	Is the **COC in agreement** with samples received? (IDs, dates, times, no. of samples, no. of containers, matrix, requested analyses, etc.)		YES	(NO)
7.	Were **airbills / shipping documents** present and/or removable?	DROP OFF	(YES)	NO
8.	Are all aqueous **samples requiring preservation preserved correctly?** (excluding volatiles)	N/A	YES	(NO)
9.	Are all aqueous **non-preserved samples pH 4-9**?	N/A	(YES)	NO
10.	Is there **sufficient sample** for the requested analyses?		(YES)	NO
11.	Were all samples placed in the **proper containers** for the requested analyses?		(YES)	NO
12.	Are all samples within **holding times** for the requested analyses?		(YES)	NO
13.	Were all sample containers received **intact**? (not broken or leaking, etc.)		(YES)	NO
14.	Are all samples requiring **no** headspace (**VOC, GRO, RSK/MEE, Rx CN/S, radon**) headspace free? **Size of bubble**: ✓ < green pea ____ > green pea	N/A	YES	(NO)
15.	Do perchlorate LCMS-MS samples **have** headspace? (at least 1/3 of container required)	(N/A)	YES	NO
16.	Were samples checked for and free from the presence of **residual chlorine?** (Applicable when PM has indicated samples are from a chlorinated water source; note if field preservation with sodium thiosulfate was not observed.)	(N/A)	YES	NO
17.	Were the samples **shipped on ice**?		(YES)	NO
18.	Were cooler temperatures measured at 0.1-6.0°C? **IR gun used*:** #2 (#4)	RAD ONLY	(YES)	NO

Cooler #:	1								
Temperature (°C):	6.0°								
No. of custody seals on cooler:	1								
DOT Survey/ Acceptance Information — External µR/hr reading:	14								
Background µR/hr reading:	11								

Were external µR/hr readings ≤ two times background and within DOT acceptance criteria? (YES) / NO / NA (If no, see Form 008.)

Additional Information: PROVIDE DETAILS BELOW FOR A NO RESPONSE TO ANY QUESTION ABOVE, EXCEPT #1 AND #16.

PS-MW08S time on label: 1620 | Sample PS-MW04D 50% Sediment

PS-MW08D ↓ ↓ | Sample PS-MW05D 100% Sediment

All sulfide bottles are pH 7 | ~~DID NOT RECEIVE SULFIDE BOTTLE FOR PS-~~ CT 9-10-08

Paragon directed to NOT add addition preservation to sulfide bottles.

If applicable, was the client contacted? (YES) / NO / NA Contact: Sheri O'Connor Date/Time: 9/10/08 1030

Project Manager Signature / Date: Debbie Fizio 9/10/08

*IR Gun #2: Oakton, SN 29922500201-0066 *IR Gun #4: Oakton, SN 2372220101-0002

CONDITION OF SAMPLE UPON RECEIPT FORM **Paragon Analytics**

Client: URS Workorder No: 0809060

Project Manager: DF Initials: CT Date: 9-10-08

Additional Information:

- Some anim HT expired prior to receipt or with insufficient HT remaining. Paragon directed to proceed.
- URS only wants water portion analyzed.

Headspace:

Paragon Sample ID	Client Sample ID	Requested Analyses	Temperature °C	Cooler Number
0809060-2-1	PS-MW03S			
↓ -2-2	↓			
0809060-2-4				
-2-5	↓			
-3-1	PS-MW04D			
-3-4		Headspace < green pea		
-3-5	↓			
-6-1	PS-MW05D			
-6-2	↓			

If applicable, was the client contacted? (YES) NO / NA Contact: Sheri O'Connor Date/Time: 9/10/08 1030

Project Manager Signature / Date: Debbie Fazio 9/10/08

Form 201r21.xls (7/30/08)

Table 2 - Aqueous Sample Collection, Handling, and Analysis Summary

Analyte Class	Analysis	Method	Reporting Limit	Holding Time	Bottle and Preservation
Organics	Volatile Organics (including BTEX)	SW8260B	Varies by analyte	14 days	3 x 40 ml glass vial, pH < 2 with HCl, ≤6°C
	Methane	RSK-175	1.0 mg/l	7 days	3 x 40 ml glass vial. ≤6°C
Trace and Other Metals	Arsenic, dissolved	SW6020	0.002 mg/l	6 months	field-filtered into 1 L poly bottle, pH < 2 with HNO_3, ≤6°C
	Barium, dissolved ✓ 6010		0.025 mg/l		
	Boron, dissolved ✓ 6010		0.2 mg/l		
	Cadmium, dissolved		0.001 mg/l		
	Chromium, dissolved ✓ 6010		0.005 mg/l		
	Copper, dissolved ✓ 6010		0.025 mg/l		
	Lead, dissolved		0.005 mg/l		
	Selenium, dissolved		0.005 mg/l		
	Silver, dissolved		0.002 mg/l		
Major Cations	Calcium, dissolved ✓	SW6010B	0.387 mg/l		
	Iron, dissolved ✓		0.07 mg/l		
	Magnesium, dissolved ✓		0.15 mg/l		
	Manganese, dissolved ✓		0.005 mg/l		
	Potassium, dissolved ✓		0.34 mg/l		
	Sodium, dissolved ✓		0.4 mg/l		
Major Anions	Bromide	EPA 300.0	0.2 mg/l	28 days	1 L poly bottle, ≤6°C
	Chloride		0.5 mg/l		
	Sulfate		0.5 mg/l		
	Nitrite + Nitrate as N		0.061 mg/l		
	Fluoride	SM4500-F C	0.2 mg/l	28 days	
	Bicarbonate alkalinity	SM2320B	5 mg/l	14 days	
	Carbonate alkalinity		5 mg/l		
	Hydroxide alkalinity		5 mg/l		

Analyte Class	Analysis	Method	Reporting Limit	Holding Time	Bottle and Preservation
	Total alkalinity		5 mg/l		
	Total Dissolved Solids (TDS)	EPA 160.1	10 mg/l	7 days	
	Sulfide	SM4500-S C/F	0.5 mg/l	7 days	5 ml of 10N Zinc acetate, pH > 9 with NaOH ≤6°C
Other Parameters	Conductivity	SM2510B	1 mmhos/cm	48 hours	≤6°C
	Cation/Anion Charge Balance	SM1030F (calculation)	NA	NA	NA

SW = Test Methods for Evaluating Solid Waste, Physical/Chemical Methods, USEPA Office of Solid Waste (SW-846), including all updates.
SM = Standard Methods for the Examination of Water and Wastewater, 20th Edition, EPA.
EPA = Methods for the Chemical Analysis of Water and Wastewater (MCAWW), 1983, EPA
NA = Not applicable

FedEx Express US Airbill

FedEx Tracking Number 8662 6664 0575

Recipient's Copy

RECIPIENT: PEEL HERE

fedex.com 1.800.GoFedEx 1.800.463.3339

1 From This portion can be removed for Recipient's records.

Date 9/9/08 FedEx Tracking Number 8662 6664 0575

Sender's Name Mark E. Mumby Phone 970 243-3271

Company HRL COMPLIANCE SOLUTIONS

Address 216 NORTH AVE STE 1

Dept./Floor/Suite/Room

City GRAND JUNCTION State CO ZIP 81501

2 Your Internal Billing Reference

3 To

Recipient's Name Sample Receiving Phone 800-443-1511

Company Paragon Analytics, Inc.

Recipient's Address 225 Commerce Drive

We cannot deliver to P.O. boxes or P.O. ZIP codes.

Dept./Floor/Suite/Room

Address

To request a package be held at a specific FedEx location, print FedEx address here.

City Fort Collins State CO ZIP 80524

14-1

6.00

0384077083

8662 6664 0575

4a Express Package Service — Packages up to 150 lbs.

- [x] FedEx Priority Overnight — Next business morning.† Friday shipments will be delivered on Monday unless SATURDAY Delivery is selected.
- [ ] FedEx Standard Overnight — Next business afternoon.* Saturday Delivery NOT available.
- [ ] FedEx First Overnight — Earliest next business morning delivery to select locations.* Saturday Delivery NOT available.
- [ ] FedEx 2Day — Second business day.* Thursday shipments will be delivered on Monday unless SATURDAY Delivery is selected.
- [ ] FedEx Express Saver — Third business day.* Saturday Delivery NOT available.

FedEx Envelope rate not available. Minimum charge: One-pound rate.

* To most locations.

4b Express Freight Service — Packages over 150 lbs.

- [ ] FedEx 1Day Freight* — Next business day.** Friday shipments will be delivered on Monday unless SATURDAY Delivery is selected.
- [ ] FedEx 2Day Freight — Second business day.** Thursday shipments will be delivered on Monday unless SATURDAY Delivery is selected.
- [ ] FedEx 3Day Freight — Third business day.** Saturday Delivery NOT available.

* Call for Confirmation.

** To most locations.

5 Packaging

- [ ] FedEx Envelope*
- [ ] FedEx Pak* — Includes FedEx Small Pak, FedEx Large Pak, and FedEx Sturdy Pak.
- [ ] FedEx Box
- [ ] FedEx Tube
- [x] Other

* Declared value limit $500.

6 Special Handling — Include FedEx address in Section 3.

- [ ] SATURDAY Delivery — Not available for FedEx Standard Overnight, FedEx First Overnight, FedEx Express Saver, or FedEx 3Day Freight.
- [ ] HOLD Weekday at FedEx Location — Not available for FedEx First Overnight.
- [ ] HOLD Saturday at FedEx Location — Available ONLY for FedEx Priority Overnight and FedEx 2Day to select locations.

Does this shipment contain dangerous goods? One box must be checked.

- [x] No
- [ ] Yes — As per attached Shipper's Declaration.
- [ ] Yes — Shipper's Declaration not required.
- [ ] Dry Ice — Dry Ice, 9, UN 1845 _____ x _____ kg
- [ ] Cargo Aircraft Only

Dangerous goods (including dry ice) cannot be shipped in FedEx packaging.

7 Payment Bill to: Enter FedEx Acct. No. or Credit Card No. below.

- [x] Sender — Acct. No. in Section 1 will be billed.
- [ ] Recipient
- [ ] Third Party
- [ ] Credit Card
- [ ] Cash/Check
- [ ] Obtain Recip. Acct. No.

Total Packages 1 Total Weight 54

Credit Card Auth.

†Our liability is limited to $100 unless you declare a higher value. See the current FedEx Service Guide for details.

8 Residential Delivery Signature Options If you require a signature, check Direct or Indirect.

- [ ] No Signature Required — Package may be left without obtaining a signature for delivery.
- [ ] Direct Signature — Someone at recipient's address may sign for delivery. Fee applies.
- [ ] Indirect Signature — If no one is available at recipient's address, someone at a neighboring address may sign for delivery. Fee applies.

519

Rev. Date 10/06 Part #156279 ©1994-2006 FedEx PRINTED IN U.S.A. SRF

fedex.com 1.800.GoFedEx 1.800.463.3339

Analytical Results

GC/MS Volatiles

Method SW8260_25B

Method Blank

Lab Name: **Paragon Analytics**
Work Order Number: 0809060
Client Name: URS
ClientProject ID: Prather Phase 1 Investigation

Lab ID: VL080910-3MB

Sample Matrix: WATER
% Moisture: N/A
Date Collected: N/A
Date Extracted: 10-Sep-08
Date Analyzed: 10-Sep-08

Prep Batch: VL080910-3
QCBatchID: VL080910-3-1
Run ID: VL080910-3A
Cleanup: NONE
Basis: N/A
File Name: C12187

Sample Aliquot: 10 ml
Final Volume: 10 ml
Result Units: UG/L
Clean DF: 1

CASNO	Target Analyte	DF	Result	Reporting Limit	MDL	Result Qualifier	EPA Qualifier
75-71-8	DICHLORODIFLUOROMETHANE	1	1	1	0.17	U	
74-87-3	CHLOROMETHANE	1	1	1	0.17	U	
75-01-4	VINYL CHLORIDE	1	1	1	0.17	U	
74-83-9	BROMOMETHANE	1	1	1	0.25	U	
75-00-3	CHLOROETHANE	1	1	1	0.25	U	
75-69-4	TRICHLOROFLUOROMETHANE	1	1	1	0.17	U	
75-35-4	1,1-DICHLOROETHENE	1	1	1	0.17	U	
76-13-1	1,1,2-TRICHLORO-1,2,2-TRIFLUOROET	1	1	1	0.17	U	
67-64-1	ACETONE	1	10	10	3.3	U	
74-88-4	IODOMETHANE	1	1	1	0.17	U	
75-15-0	CARBON DISULFIDE	1	1	1	0.17	U	
75-09-2	METHYLENE CHLORIDE	1	0.35	1	0.17	J	
156-60-5	TRANS-1,2-DICHLOROETHENE	1	1	1	0.17	U	
1634-04-4	METHYL TERTIARY BUTYL ETHER	1	1	1	0.24	U	
75-34-3	1,1-DICHLOROETHANE	1	1	1	0.17	U	
108-05-4	VINYL ACETATE	1	2	2	0.27	U	
156-59-2	CIS-1,2-DICHLOROETHENE	1	1	1	0.17	U	
78-93-3	2-BUTANONE	1	10	10	1.7	U	
74-97-5	BROMOCHLOROMETHANE	1	1	1	0.21	U	
67-66-3	CHLOROFORM	1	1	1	0.17	U	
71-55-6	1,1,1-TRICHLOROETHANE	1	1	1	0.17	U	
594-20-7	2,2-DICHLOROPROPANE	1	1	1	0.17	U	
56-23-5	CARBON TETRACHLORIDE	1	1	1	0.17	U	
563-58-6	1,1-DICHLOROPROPENE	1	1	1	0.17	U	
107-06-2	1,2-DICHLOROETHANE	1	1	1	0.17	U	
71-43-2	BENZENE	1	1	1	0.17	U	
79-01-6	TRICHLOROETHENE	1	1	1	0.17	U	
78-87-5	1,2-DICHLOROPROPANE	1	1	1	0.17	U	

Data Package ID: *VL0809060-1*

GC/MS Volatiles

Method SW8260_25B

Method Blank

Lab Name: **Paragon Analytics**
Work Order Number: 0809060
Client Name: URS
ClientProject ID: Prather Phase 1 Investigation

Lab ID: VL080910-3MB

Sample Matrix: WATER
% Moisture: N/A
Date Collected: N/A
Date Extracted: 10-Sep-08
Date Analyzed: 10-Sep-08

Prep Batch: VL080910-3
QCBatchID: VL080910-3-1
Run ID: VL080910-3A
Cleanup: NONE
Basis: N/A
File Name: C12187

Sample Aliquot: 10 ml
Final Volume: 10 ml
Result Units: UG/L
Clean DF: 1

74-95-3	DIBROMOMETHANE	1	1	1	0.18	U	
75-27-4	BROMODICHLOROMETHANE	1	1	1	0.17	U	
10061-01-5	CIS-1,3-DICHLOROPROPENE	1	1	1	0.17	U	
108-10-1	4-METHYL-2-PENTANONE	1	10	10	1.7	U	
108-88-3	TOLUENE	1	1	1	0.17	U	
10061-02-6	TRANS-1,3-DICHLOROPROPENE	1	1	1	0.17	U	
79-00-5	1,1,2-TRICHLOROETHANE	1	1	1	0.2	U	
591-78-6	2-HEXANONE	1	10	10	3.3	U	
127-18-4	TETRACHLOROETHENE	1	1	1	0.17	U	
142-28-9	1,3-DICHLOROPROPANE	1	1	1	0.18	U	
124-48-1	DIBROMOCHLOROMETHANE	1	1	1	0.17	U	
106-93-4	1,2-DIBROMOETHANE	1	1	1	0.17	U	
544-10-5	1-CHLOROHEXANE	1	1	1	0.28	U	
108-90-7	CHLOROBENZENE	1	1	1	0.17	U	
630-20-6	1,1,1,2-TETRACHLOROETHANE	1	1	1	0.17	U	
100-41-4	ETHYLBENZENE	1	1	1	0.17	U	
136777-61-2	M+P-XYLENE	1	1	1	0.19	U	
95-47-6	O-XYLENE	1	1	1	0.17	U	
100-42-5	STYRENE	1	1	1	0.17	U	
75-25-2	BROMOFORM	1	1	1	0.17	U	
98-82-8	ISOPROPYLBENZENE	1	1	1	0.17	U	
96-18-4	1,2,3-TRICHLOROPROPANE	1	1	1	0.49	U	
79-34-5	1,1,2,2-TETRACHLOROETHANE	1	1	1	0.17	U	
108-86-1	BROMOBENZENE	1	1	1	0.17	U	
103-65-1	N-PROPYLBENZENE	1	1	1	0.17	U	
95-49-8	2-CHLOROTOLUENE	1	1	1	0.17	U	
108-67-8	1,3,5-TRIMETHYLBENZENE	1	1	1	0.17	U	
106-43-4	4-CHLOROTOLUENE	1	1	1	0.17	U	
98-06-6	TERT-BUTYLBENZENE	1	1	1	0.18	U	
95-63-6	1,2,4-TRIMETHYLBENZENE	1	1	1	0.17	U	

Data Package ID: *VL0809060-1*

GC/MS Volatiles

Method SW8260_25B

Method Blank

Lab Name: **Paragon Analytics**
Work Order Number: 0809060
Client Name: URS
ClientProject ID: Prather Phase 1 Investigation

Lab ID: VL080910-3MB

Sample Matrix: WATER
% Moisture: N/A
Date Collected: N/A
Date Extracted: 10-Sep-08
Date Analyzed: 10-Sep-08

Prep Batch: VL080910-3
QCBatchID: VL080910-3-1
Run ID: VL080910-3A
Cleanup: NONE
Basis: N/A
File Name: C12187

Sample Aliquot: 10 ml
Final Volume: 10 ml
Result Units: UG/L
Clean DF: 1

135-98-8	SEC-BUTYLBENZENE	1	1	1	0.17	U	
541-73-1	1,3-DICHLOROBENZENE	1	1	1	0.17	U	
99-87-6	P-ISOPROPYLTOLUENE	1	1	1	0.17	U	
106-46-7	1,4-DICHLOROBENZENE	1	1	1	0.17	U	
104-51-8	N-BUTYLBENZENE	1	1	1	0.17	U	
95-50-1	1,2-DICHLOROBENZENE	1	1	1	0.17	U	
96-12-8	1,2-DIBROMO-3-CHLOROPROPANE	1	2	2	0.64	U	
120-82-1	1,2,4-TRICHLOROBENZENE	1	1	1	0.17	U	
87-68-3	HEXACHLOROBUTADIENE	1	1	1	0.18	U	
91-20-3	NAPHTHALENE	1	1	1	0.17	U	
87-61-6	1,2,3-TRICHLOROBENZENE	1	1	1	0.2	U	

Surrogate Recovery

CASNO	Surrogate Analyte	Result	Flag	Spike Amount	Percent Recovery	Control Limits
460-00-4	4-BROMOFLUOROBENZENE	23		25	92	78 - 129
1868-53-7	DIBROMOFLUOROMETHANE	22.5		25	90	80 - 124
2037-26-5	TOLUENE-D8	24.8		25	99	81 - 119

Data Package ID: *VL0809060-1*

GC/MS Volatiles

Method SW8260_25B

Sample Results

Lab Name: **Paragon Analytics**
Work Order Number: 0809060
Client Name: URS
ClientProject ID: Prather Phase 1 Investigation

Field ID:	PS-MW03S
Lab ID:	0809060-2

Sample Matrix: WATER
% Moisture: N/A
Date Collected: 08-Sep-08
Date Extracted: 10-Sep-08
Date Analyzed: 10-Sep-08
Prep Method: SW5030 Rev C

Prep Batch: VL080910-3
QCBatchID: VL080910-3-1
Run ID: VL080910-3A
Cleanup: NONE
Basis: As Received
File Name: C12188

Sample Aliquot: 10 ml
Final Volume: 10 ml
Result Units: UG/L
Clean DF: 1

CASNO	Target Analyte	Dilution Factor	Result	Reporting Limit	MDL	Result Qualifier	EPA Qualifier
75-71-8	DICHLORODIFLUOROMETHANE	1	1	1	0.17	U	
74-87-3	CHLOROMETHANE	1	1	1	0.17	U	
75-01-4	VINYL CHLORIDE	1	1	1	0.17	U	
74-83-9	BROMOMETHANE	1	1	1	0.25	U	
75-00-3	CHLOROETHANE	1	1	1	0.25	U	
75-69-4	TRICHLOROFLUOROMETHANE	1	1	1	0.17	U	
75-35-4	1,1-DICHLOROETHENE	1	1	1	0.17	U	
76-13-1	1,1,2-TRICHLORO-1,2,2-TRIFLUOROETH	1	1	1	0.17	U	
67-64-1	ACETONE	1	10	10	3.3	U	
74-88-4	IODOMETHANE	1	1	1	0.17	U	
75-15-0	CARBON DISULFIDE	1	1	1	0.17	U	
75-09-2	METHYLENE CHLORIDE	1	0.38	1	0.17	B,J	
156-60-5	TRANS-1,2-DICHLOROETHENE	1	1	1	0.17	U	
1634-04-4	METHYL TERTIARY BUTYL ETHER	1	1	1	0.24	U	
75-34-3	1,1-DICHLOROETHANE	1	1	1	0.17	U	
108-05-4	VINYL ACETATE	1	2	2	0.27	U	
156-59-2	CIS-1,2-DICHLOROETHENE	1	1	1	0.17	U	
78-93-3	2-BUTANONE	1	10	10	1.7	U	
74-97-5	BROMOCHLOROMETHANE	1	1	1	0.21	U	
67-66-3	CHLOROFORM	1	1	1	0.17	U	
71-55-6	1,1,1-TRICHLOROETHANE	1	1	1	0.17	U	
594-20-7	2,2-DICHLOROPROPANE	1	1	1	0.17	U	
56-23-5	CARBON TETRACHLORIDE	1	1	1	0.17	U	
563-58-6	1,1-DICHLOROPROPENE	1	1	1	0.17	U	
107-06-2	1,2-DICHLOROETHANE	1	1	1	0.17	U	
71-43-2	BENZENE	1	1	1	0.17	U	

Data Package ID: *VL0809060-1*

GC/MS Volatiles

Method SW8260_25B

Sample Results

Lab Name: **Paragon Analytics**
Work Order Number: 0809060
Client Name: URS
ClientProject ID: Prather Phase 1 Investigation

Field ID: PS-MW03S
Lab ID: 0809060-2

Sample Matrix: WATER
% Moisture: N/A
Date Collected: 08-Sep-08
Date Extracted: 10-Sep-08
Date Analyzed: 10-Sep-08
Prep Method: SW5030 Rev C

Prep Batch: VL080910-3
QCBatchID: VL080910-3-1
Run ID: VL080910-3A
Cleanup: NONE
Basis: As Received
File Name: C12188

Sample Aliquot: 10 ml
Final Volume: 10 ml
Result Units: UG/L
Clean DF: 1

79-01-6	TRICHLOROETHENE	1	1	1	0.17	U	
78-87-5	1,2-DICHLOROPROPANE	1	1	1	0.17	U	
74-95-3	DIBROMOMETHANE	1	1	1	0.18	U	
75-27-4	BROMODICHLOROMETHANE	1	1	1	0.17	U	
10061-01-5	CIS-1,3-DICHLOROPROPENE	1	1	1	0.17	U	
108-10-1	4-METHYL-2-PENTANONE	1	10	10	1.7	U	
108-88-3	TOLUENE	1	1	1	0.17	U	
10061-02-6	TRANS-1,3-DICHLOROPROPENE	1	1	1	0.17	U	
79-00-5	1,1,2-TRICHLOROETHANE	1	1	1	0.2	U	
591-78-6	2-HEXANONE	1	10	10	3.3	U	
127-18-4	TETRACHLOROETHENE	1	1	1	0.17	U	
142-28-9	1,3-DICHLOROPROPANE	1	1	1	0.18	U	
124-48-1	DIBROMOCHLOROMETHANE	1	1	1	0.17	U	
106-93-4	1,2-DIBROMOETHANE	1	1	1	0.17	U	
544-10-5	1-CHLOROHEXANE	1	1	1	0.28	U	
108-90-7	CHLOROBENZENE	1	1	1	0.17	U	
630-20-6	1,1,1,2-TETRACHLOROETHANE	1	1	1	0.17	U	
100-41-4	ETHYLBENZENE	1	1	1	0.17	U	
136777-61-2	M+P-XYLENE	1	1	1	0.19	U	
95-47-6	O-XYLENE	1	1	1	0.17	U	
100-42-5	STYRENE	1	1	1	0.17	U	
75-25-2	BROMOFORM	1	1	1	0.17	U	
98-82-8	ISOPROPYLBENZENE	1	1	1	0.17	U	
96-18-4	1,2,3-TRICHLOROPROPANE	1	1	1	0.49	U	
79-34-5	1,1,2,2-TETRACHLOROETHANE	1	1	1	0.17	U	
108-86-1	BROMOBENZENE	1	1	1	0.17	U	
103-65-1	N-PROPYLBENZENE	1	1	1	0.17	U	
95-49-8	2-CHLOROTOLUENE	1	1	1	0.17	U	

Data Package ID: *VL0809060-1*

GC/MS Volatiles

Method SW8260_25B

Sample Results

Lab Name: **Paragon Analytics**
Work Order Number: 0809060
Client Name: URS
ClientProject ID: Prather Phase 1 Investigation

Field ID:	PS-MW03S
Lab ID:	0809060-2

Sample Matrix: WATER
% Moisture: N/A
Date Collected: 08-Sep-08
Date Extracted: 10-Sep-08
Date Analyzed: 10-Sep-08
Prep Method: SW5030 Rev C

Prep Batch: VL080910-3
QCBatchID: VL080910-3-1
Run ID: VL080910-3A
Cleanup: NONE
Basis: As Received
File Name: C12188

Sample Aliquot: 10 ml
Final Volume: 10 ml
Result Units: UG/L
Clean DF: 1

108-67-8	1,3,5-TRIMETHYLBENZENE	1	1	1	0.17	U	
106-43-4	4-CHLOROTOLUENE	1	1	1	0.17	U	
98-06-6	TERT-BUTYLBENZENE	1	1	1	0.18	U	
95-63-6	1,2,4-TRIMETHYLBENZENE	1	1	1	0.17	U	
135-98-8	SEC-BUTYLBENZENE	1	1	1	0.17	U	
541-73-1	1,3-DICHLOROBENZENE	1	1	1	0.17	U	
99-87-6	P-ISOPROPYLTOLUENE	1	1	1	0.17	U	
106-46-7	1,4-DICHLOROBENZENE	1	1	1	0.17	U	
104-51-8	N-BUTYLBENZENE	1	1	1	0.17	U	
95-50-1	1,2-DICHLOROBENZENE	1	1	1	0.17	U	
96-12-8	1,2-DIBROMO-3-CHLOROPROPANE	1	2	2	0.64	U	
120-82-1	1,2,4-TRICHLOROBENZENE	1	1	1	0.17	U	
87-68-3	HEXACHLOROBUTADIENE	1	1	1	0.18	U	
91-20-3	NAPHTHALENE	1	1	1	0.17	U	
87-61-6	1,2,3-TRICHLOROBENZENE	1	1	1	0.2	U	

Surrogate Recovery

CASNO	Surrogate Analyte	Result	Flag	Spike Amount	Percent Recovery	Control Limits
460-00-4	4-BROMOFLUOROBENZENE	25.1		25	100	78 - 129
1868-53-7	DIBROMOFLUOROMETHANE	22.2		25	89	80 - 124
2037-26-5	TOLUENE-D8	24.2		25	97	81 - 119

Data Package ID: *VL0809060-1*

GC/MS Volatiles

Method SW8260_25B

Sample Results

Lab Name: **Paragon Analytics**
Work Order Number: 0809060
Client Name: URS
ClientProject ID: Prather Phase 1 Investigation

Field ID:	PS-MW03D
Lab ID:	0809060-1

Sample Matrix: WATER
% Moisture: N/A
Date Collected: 08-Sep-08
Date Extracted: 10-Sep-08
Date Analyzed: 10-Sep-08
Prep Method: SW5030 Rev C

Prep Batch: VL080910-3
QCBatchID: VL080910-3-1
Run ID: VL080910-3A
Cleanup: NONE
Basis: As Received
File Name: C12189

Sample Aliquot: 10 ml
Final Volume: 10 ml
Result Units: UG/L
Clean DF: 1

CASNO	Target Analyte	Dilution Factor	Result	Reporting Limit	MDL	Result Qualifier	EPA Qualifier
75-71-8	DICHLORODIFLUOROMETHANE	1	1	1	0.17	U	
74-87-3	CHLOROMETHANE	1	1	1	0.17	U	
75-01-4	VINYL CHLORIDE	1	1	1	0.17	U	
74-83-9	BROMOMETHANE	1	1	1	0.25	U	
75-00-3	CHLOROETHANE	1	1	1	0.25	U	
75-69-4	TRICHLOROFLUOROMETHANE	1	1	1	0.17	U	
75-35-4	1,1-DICHLOROETHENE	1	1	1	0.17	U	
76-13-1	1,1,2-TRICHLORO-1,2,2-TRIFLUOROETH	1	1	1	0.17	U	
67-64-1	ACETONE	1	12	10	3.3		
74-88-4	IODOMETHANE	1	1	1	0.17	U	
75-15-0	CARBON DISULFIDE	1	1	1	0.17	U	
75-09-2	METHYLENE CHLORIDE	1	0.18	1	0.17	B,J	
156-60-5	TRANS-1,2-DICHLOROETHENE	1	1	1	0.17	U	
1634-04-4	METHYL TERTIARY BUTYL ETHER	1	1	1	0.24	U	
75-34-3	1,1-DICHLOROETHANE	1	1	1	0.17	U	
108-05-4	VINYL ACETATE	1	2	2	0.27	U	
156-59-2	CIS-1,2-DICHLOROETHENE	1	1	1	0.17	U	
78-93-3	2-BUTANONE	1	10	10	1.7	U	
74-97-5	BROMOCHLOROMETHANE	1	1	1	0.21	U	
67-66-3	CHLOROFORM	1	1	1	0.17	U	
71-55-6	1,1,1-TRICHLOROETHANE	1	1	1	0.17	U	
594-20-7	2,2-DICHLOROPROPANE	1	1	1	0.17	U	
56-23-5	CARBON TETRACHLORIDE	1	1	1	0.17	U	
563-58-6	1,1-DICHLOROPROPENE	1	1	1	0.17	U	
107-06-2	1,2-DICHLOROETHANE	1	1	1	0.17	U	
71-43-2	BENZENE	1	1	1	0.17	U	

Data Package ID: *VL0809060-1*

GC/MS Volatiles

Method SW8260_25B

Sample Results

Lab Name: **Paragon Analytics**
Work Order Number: 0809060
Client Name: URS
ClientProject ID: Prather Phase 1 Investigation

Field ID: PS-MW03D
Lab ID: 0809060-1

Sample Matrix: WATER
% Moisture: N/A
Date Collected: 08-Sep-08
Date Extracted: 10-Sep-08
Date Analyzed: 10-Sep-08
Prep Method: SW5030 Rev C

Prep Batch: VL080910-3
QCBatchID: VL080910-3-1
Run ID: VL080910-3A
Cleanup: NONE
Basis: As Received
File Name: C12189

Sample Aliquot: 10 ml
Final Volume: 10 ml
Result Units: UG/L
Clean DF: 1

79-01-6	TRICHLOROETHENE	1	1	1	0.17	U	
78-87-5	1,2-DICHLOROPROPANE	1	1	1	0.17	U	
74-95-3	DIBROMOMETHANE	1	1	1	0.18	U	
75-27-4	BROMODICHLOROMETHANE	1	1	1	0.17	U	
10061-01-5	CIS-1,3-DICHLOROPROPENE	1	1	1	0.17	U	
108-10-1	4-METHYL-2-PENTANONE	1	10	10	1.7	U	
108-88-3	TOLUENE	1	1	1	0.17	U	
10061-02-6	TRANS-1,3-DICHLOROPROPENE	1	1	1	0.17	U	
79-00-5	1,1,2-TRICHLOROETHANE	1	1	1	0.2	U	
591-78-6	2-HEXANONE	1	10	10	3.3	U	
127-18-4	TETRACHLOROETHENE	1	1	1	0.17	U	
142-28-9	1,3-DICHLOROPROPANE	1	1	1	0.18	U	
124-48-1	DIBROMOCHLOROMETHANE	1	1	1	0.17	U	
106-93-4	1,2-DIBROMOETHANE	1	1	1	0.17	U	
544-10-5	1-CHLOROHEXANE	1	1	1	0.28	U	
108-90-7	CHLOROBENZENE	1	1	1	0.17	U	
630-20-6	1,1,1,2-TETRACHLOROETHANE	1	1	1	0.17	U	
100-41-4	ETHYLBENZENE	1	1	1	0.17	U	
136777-61-2	M+P-XYLENE	1	1	1	0.19	U	
95-47-6	O-XYLENE	1	1	1	0.17	U	
100-42-5	STYRENE	1	1	1	0.17	U	
75-25-2	BROMOFORM	1	1	1	0.17	U	
98-82-8	ISOPROPYLBENZENE	1	1	1	0.17	U	
96-18-4	1,2,3-TRICHLOROPROPANE	1	1	1	0.49	U	
79-34-5	1,1,2,2-TETRACHLOROETHANE	1	1	1	0.17	U	
108-86-1	BROMOBENZENE	1	1	1	0.17	U	
103-65-1	N-PROPYLBENZENE	1	1	1	0.17	U	
95-49-8	2-CHLOROTOLUENE	1	1	1	0.17	U	

Data Package ID: *VL0809060-1*

GC/MS Volatiles

Method SW8260_25B

Sample Results

Lab Name: **Paragon Analytics**
Work Order Number: 0809060
Client Name: URS
ClientProject ID: Prather Phase 1 Investigation

Field ID:	PS-MW03D
Lab ID:	0809060-1

Sample Matrix: WATER
% Moisture: N/A
Date Collected: 08-Sep-08
Date Extracted: 10-Sep-08
Date Analyzed: 10-Sep-08
Prep Method: SW5030 Rev C

Prep Batch: VL080910-3
QCBatchID: VL080910-3-1
Run ID: VL080910-3A
Cleanup: NONE
Basis: As Received
File Name: C12189

Sample Aliquot: 10 ml
Final Volume: 10 ml
Result Units: UG/L
Clean DF: 1

108-67-8	1,3,5-TRIMETHYLBENZENE	1	1	1	0.17	U	
106-43-4	4-CHLOROTOLUENE	1	1	1	0.17	U	
98-06-6	TERT-BUTYLBENZENE	1	1	1	0.18	U	
95-63-6	1,2,4-TRIMETHYLBENZENE	1	1	1	0.17	U	
135-98-8	SEC-BUTYLBENZENE	1	1	1	0.17	U	
541-73-1	1,3-DICHLOROBENZENE	1	1	1	0.17	U	
99-87-6	P-ISOPROPYLTOLUENE	1	1	1	0.17	U	
106-46-7	1,4-DICHLOROBENZENE	1	1	1	0.17	U	
104-51-8	N-BUTYLBENZENE	1	1	1	0.17	U	
95-50-1	1,2-DICHLOROBENZENE	1	1	1	0.17	U	
96-12-8	1,2-DIBROMO-3-CHLOROPROPANE	1	2	2	0.64	U	
120-82-1	1,2,4-TRICHLOROBENZENE	1	1	1	0.17	U	
87-68-3	HEXACHLOROBUTADIENE	1	1	1	0.18	U	
91-20-3	NAPHTHALENE	1	1	1	0.17	U	
87-61-6	1,2,3-TRICHLOROBENZENE	1	1	1	0.2	U	

Surrogate Recovery

CASNO	Surrogate Analyte	Result	Flag	Spike Amount	Percent Recovery	Control Limits
460-00-4	4-BROMOFLUOROBENZENE	24.4		25	98	78 - 129
1868-53-7	DIBROMOFLUOROMETHANE	23.5		25	94	80 - 124
2037-26-5	TOLUENE-D8	22.3		25	89	81 - 119

Data Package ID: *VL0809060-1*

GC/MS Volatiles

Method SW8260_25B

Sample Results

Lab Name: **Paragon Analytics**
Work Order Number: 0809060
Client Name: URS
ClientProject ID: Prather Phase 1 Investigation

Field ID: PS-MW04D
Lab ID: 0809060-3

Sample Matrix: WATER
% Moisture: N/A
Date Collected: 08-Sep-08
Date Extracted: 10-Sep-08
Date Analyzed: 10-Sep-08
Prep Method: SW5030 Rev C

Prep Batch: VL080910-3
QCBatchID: VL080910-3-1
Run ID: VL080910-3A
Cleanup: NONE
Basis: As Received
File Name: C12190

Sample Aliquot: 10 ml
Final Volume: 10 ml
Result Units: UG/L
Clean DF: 1

CASNO	Target Analyte	Dilution Factor	Result	Reporting Limit	MDL	Result Qualifier	EPA Qualifier
75-71-8	DICHLORODIFLUOROMETHANE	1	1	1	0.17	U	
74-87-3	CHLOROMETHANE	1	1	1	0.17	U	
75-01-4	VINYL CHLORIDE	1	1	1	0.17	U	
74-83-9	BROMOMETHANE	1	1	1	0.25	U	
75-00-3	CHLOROETHANE	1	1	1	0.25	U	
75-69-4	TRICHLOROFLUOROMETHANE	1	1	1	0.17	U	
75-35-4	1,1-DICHLOROETHENE	1	1	1	0.17	U	
76-13-1	1,1,2-TRICHLORO-1,2,2-TRIFLUOROETH	1	1	1	0.17	U	
67-64-1	ACETONE	1	14	10	3.3		
74-88-4	IODOMETHANE	1	1	1	0.17	U	
75-15-0	CARBON DISULFIDE	1	0.33	1	0.17	J	
75-09-2	METHYLENE CHLORIDE	1	1	1	0.17	U	
156-60-5	TRANS-1,2-DICHLOROETHENE	1	1	1	0.17	U	
1634-04-4	METHYL TERTIARY BUTYL ETHER	1	1	1	0.24	U	
75-34-3	1,1-DICHLOROETHANE	1	1	1	0.17	U	
108-05-4	VINYL ACETATE	1	2	2	0.27	U	
156-59-2	CIS-1,2-DICHLOROETHENE	1	1	1	0.17	U	
78-93-3	2-BUTANONE	1	10	10	1.7	U	
74-97-5	BROMOCHLOROMETHANE	1	1	1	0.21	U	
67-66-3	CHLOROFORM	1	1	1	0.17	U	
71-55-6	1,1,1-TRICHLOROETHANE	1	1	1	0.17	U	
594-20-7	2,2-DICHLOROPROPANE	1	1	1	0.17	U	
56-23-5	CARBON TETRACHLORIDE	1	1	1	0.17	U	
563-58-6	1,1-DICHLOROPROPENE	1	1	1	0.17	U	
107-06-2	1,2-DICHLOROETHANE	1	1	1	0.17	U	
71-43-2	BENZENE	1	1	1	0.17	U	

Data Package ID: *VL0809060-1*

GC/MS Volatiles

Method SW8260_25B

Sample Results

Lab Name: **Paragon Analytics**
Work Order Number: 0809060
Client Name: URS
ClientProject ID: Prather Phase 1 Investigation

Field ID:	PS-MW04D
Lab ID:	0809060-3

Sample Matrix: WATER
% Moisture: N/A
Date Collected: 08-Sep-08
Date Extracted: 10-Sep-08
Date Analyzed: 10-Sep-08
Prep Method: SW5030 Rev C

Prep Batch: VL080910-3
QCBatchID: VL080910-3-1
Run ID: VL080910-3A
Cleanup: NONE
Basis: As Received
File Name: C12190

Sample Aliquot: 10 ml
Final Volume: 10 ml
Result Units: UG/L
Clean DF: 1

79-01-6	TRICHLOROETHENE	1	1	1	0.17	U	
78-87-5	1,2-DICHLOROPROPANE	1	1	1	0.17	U	
74-95-3	DIBROMOMETHANE	1	1	1	0.18	U	
75-27-4	BROMODICHLOROMETHANE	1	1	1	0.17	U	
10061-01-5	CIS-1,3-DICHLOROPROPENE	1	1	1	0.17	U	
108-10-1	4-METHYL-2-PENTANONE	1	10	10	1.7	U	
108-88-3	TOLUENE	1	0.17	1	0.17	J	
10061-02-6	TRANS-1,3-DICHLOROPROPENE	1	1	1	0.17	U	
79-00-5	1,1,2-TRICHLOROETHANE	1	1	1	0.2	U	
591-78-6	2-HEXANONE	1	10	10	3.3	U	
127-18-4	TETRACHLOROETHENE	1	1	1	0.17	U	
142-28-9	1,3-DICHLOROPROPANE	1	1	1	0.18	U	
124-48-1	DIBROMOCHLOROMETHANE	1	1	1	0.17	U	
106-93-4	1,2-DIBROMOETHANE	1	1	1	0.17	U	
544-10-5	1-CHLOROHEXANE	1	1	1	0.28	U	
108-90-7	CHLOROBENZENE	1	1	1	0.17	U	
630-20-6	1,1,1,2-TETRACHLOROETHANE	1	1	1	0.17	U	
100-41-4	ETHYLBENZENE	1	1	1	0.17	U	
136777-61-2	M+P-XYLENE	1	1	1	0.19	U	
95-47-6	O-XYLENE	1	1	1	0.17	U	
100-42-5	STYRENE	1	1	1	0.17	U	
75-25-2	BROMOFORM	1	1	1	0.17	U	
98-82-8	ISOPROPYLBENZENE	1	1	1	0.17	U	
96-18-4	1,2,3-TRICHLOROPROPANE	1	1	1	0.49	U	
79-34-5	1,1,2,2-TETRACHLOROETHANE	1	1	1	0.17	U	
108-86-1	BROMOBENZENE	1	1	1	0.17	U	
103-65-1	N-PROPYLBENZENE	1	1	1	0.17	U	
95-49-8	2-CHLOROTOLUENE	1	1	1	0.17	U	

Data Package ID: *VL0809060-1*

GC/MS Volatiles

Method SW8260_25B

Sample Results

Lab Name: **Paragon Analytics**
Work Order Number: 0809060
Client Name: URS
ClientProject ID: Prather Phase 1 Investigation

Field ID:	PS-MW04D
Lab ID:	0809060-3

Sample Matrix: WATER
% Moisture: N/A
Date Collected: 08-Sep-08
Date Extracted: 10-Sep-08
Date Analyzed: 10-Sep-08
Prep Method: SW5030 Rev C

Prep Batch: VL080910-3
QCBatchID: VL080910-3-1
Run ID: VL080910-3A
Cleanup: NONE
Basis: As Received
File Name: C12190

Sample Aliquot: 10 ml
Final Volume: 10 ml
Result Units: UG/L
Clean DF: 1

108-67-8	1,3,5-TRIMETHYLBENZENE	1	1	1	0.17	U	
106-43-4	4-CHLOROTOLUENE	1	1	1	0.17	U	
98-06-6	TERT-BUTYLBENZENE	1	1	1	0.18	U	
95-63-6	1,2,4-TRIMETHYLBENZENE	1	1	1	0.17	U	
135-98-8	SEC-BUTYLBENZENE	1	1	1	0.17	U	
541-73-1	1,3-DICHLOROBENZENE	1	1	1	0.17	U	
99-87-6	P-ISOPROPYLTOLUENE	1	1	1	0.17	U	
106-46-7	1,4-DICHLOROBENZENE	1	1	1	0.17	U	
104-51-8	N-BUTYLBENZENE	1	1	1	0.17	U	
95-50-1	1,2-DICHLOROBENZENE	1	1	1	0.17	U	
96-12-8	1,2-DIBROMO-3-CHLOROPROPANE	1	2	2	0.64	U	
120-82-1	1,2,4-TRICHLOROBENZENE	1	1	1	0.17	U	
87-68-3	HEXACHLOROBUTADIENE	1	1	1	0.18	U	
91-20-3	NAPHTHALENE	1	1	1	0.17	U	
87-61-6	1,2,3-TRICHLOROBENZENE	1	1	1	0.2	U	

Surrogate Recovery

CASNO	Surrogate Analyte	Result	Flag	Spike Amount	Percent Recovery	Control Limits
460-00-4	4-BROMOFLUOROBENZENE	25.1		25	101	78 - 129
1868-53-7	DIBROMOFLUOROMETHANE	24.8		25	99	80 - 124
2037-26-5	TOLUENE-D8	24.4		25	97	81 - 119

Data Package ID: *VL0809060-1*

GC/MS Volatiles

Method SW8260_25B

Sample Results

Lab Name: **Paragon Analytics**
Work Order Number: 0809060
Client Name: URS
ClientProject ID: Prather Phase 1 Investigation

Field ID:	PS-MW04S
Lab ID:	0809060-4

Sample Matrix: WATER
% Moisture: N/A
Date Collected: 08-Sep-08
Date Extracted: 10-Sep-08
Date Analyzed: 10-Sep-08
Prep Method: SW5030 Rev C

Prep Batch: VL080910-3
QCBatchID: VL080910-3-1
Run ID: VL080910-3A
Cleanup: NONE
Basis: As Received
File Name: C12191

Sample Aliquot: 10 ml
Final Volume: 10 ml
Result Units: UG/L
Clean DF: 1

CASNO	Target Analyte	Dilution Factor	Result	Reporting Limit	MDL	Result Qualifier	EPA Qualifier
75-71-8	DICHLORODIFLUOROMETHANE	1	1	1	0.17	U	
74-87-3	CHLOROMETHANE	1	1	1	0.17	U	
75-01-4	VINYL CHLORIDE	1	1	1	0.17	U	
74-83-9	BROMOMETHANE	1	1	1	0.25	U	
75-00-3	CHLOROETHANE	1	1	1	0.25	U	
75-69-4	TRICHLOROFLUOROMETHANE	1	1	1	0.17	U	
75-35-4	1,1-DICHLOROETHENE	1	1	1	0.17	U	
76-13-1	1,1,2-TRICHLORO-1,2,2-TRIFLUOROETH	1	1	1	0.17	U	
67-64-1	ACETONE	1	10	10	3.3	U	
74-88-4	IODOMETHANE	1	1	1	0.17	U	
75-15-0	CARBON DISULFIDE	1	1	1	0.17	U	
75-09-2	METHYLENE CHLORIDE	1	0.55	1	0.17	B,J	
156-60-5	TRANS-1,2-DICHLOROETHENE	1	1	1	0.17	U	
1634-04-4	METHYL TERTIARY BUTYL ETHER	1	1	1	0.24	U	
75-34-3	1,1-DICHLOROETHANE	1	1	1	0.17	U	
108-05-4	VINYL ACETATE	1	2	2	0.27	U	
156-59-2	CIS-1,2-DICHLOROETHENE	1	1	1	0.17	U	
78-93-3	2-BUTANONE	1	10	10	1.7	U	
74-97-5	BROMOCHLOROMETHANE	1	1	1	0.21	U	
67-66-3	CHLOROFORM	1	1	1	0.17	U	
71-55-6	1,1,1-TRICHLOROETHANE	1	1	1	0.17	U	
594-20-7	2,2-DICHLOROPROPANE	1	1	1	0.17	U	
56-23-5	CARBON TETRACHLORIDE	1	1	1	0.17	U	
563-58-6	1,1-DICHLOROPROPENE	1	1	1	0.17	U	
107-06-2	1,2-DICHLOROETHANE	1	1	1	0.17	U	
71-43-2	BENZENE	1	1	1	0.17	U	

Data Package ID: *VL0809060-1*

GC/MS Volatiles

Method SW8260_25B

Sample Results

Lab Name: **Paragon Analytics**
Work Order Number: 0809060
Client Name: URS
ClientProject ID: Prather Phase 1 Investigation

Field ID: PS-MW04S
Lab ID: 0809060-4

Sample Matrix: WATER
% Moisture: N/A
Date Collected: 08-Sep-08
Date Extracted: 10-Sep-08
Date Analyzed: 10-Sep-08
Prep Method: SW5030 Rev C

Prep Batch: VL080910-3
QCBatchID: VL080910-3-1
Run ID: VL080910-3A
Cleanup: NONE
Basis: As Received
File Name: C12191

Sample Aliquot: 10 ml
Final Volume: 10 ml
Result Units: UG/L
Clean DF: 1

79-01-6	TRICHLOROETHENE	1	1	1	0.17	U	
78-87-5	1,2-DICHLOROPROPANE	1	1	1	0.17	U	
74-95-3	DIBROMOMETHANE	1	1	1	0.18	U	
75-27-4	BROMODICHLOROMETHANE	1	1	1	0.17	U	
10061-01-5	CIS-1,3-DICHLOROPROPENE	1	1	1	0.17	U	
108-10-1	4-METHYL-2-PENTANONE	1	10	10	1.7	U	
108-88-3	TOLUENE	1	1	1	0.17	U	
10061-02-6	TRANS-1,3-DICHLOROPROPENE	1	1	1	0.17	U	
79-00-5	1,1,2-TRICHLOROETHANE	1	1	1	0.2	U	
591-78-6	2-HEXANONE	1	10	10	3.3	U	
127-18-4	TETRACHLOROETHENE	1	1	1	0.17	U	
142-28-9	1,3-DICHLOROPROPANE	1	1	1	0.18	U	
124-48-1	DIBROMOCHLOROMETHANE	1	1	1	0.17	U	
106-93-4	1,2-DIBROMOETHANE	1	1	1	0.17	U	
544-10-5	1-CHLOROHEXANE	1	1	1	0.28	U	
108-90-7	CHLOROBENZENE	1	1	1	0.17	U	
630-20-6	1,1,1,2-TETRACHLOROETHANE	1	1	1	0.17	U	
100-41-4	ETHYLBENZENE	1	1	1	0.17	U	
136777-61-2	M+P-XYLENE	1	1	1	0.19	U	
95-47-6	O-XYLENE	1	1	1	0.17	U	
100-42-5	STYRENE	1	1	1	0.17	U	
75-25-2	BROMOFORM	1	1	1	0.17	U	
98-82-8	ISOPROPYLBENZENE	1	1	1	0.17	U	
96-18-4	1,2,3-TRICHLOROPROPANE	1	1	1	0.49	U	
79-34-5	1,1,2,2-TETRACHLOROETHANE	1	1	1	0.17	U	
108-86-1	BROMOBENZENE	1	1	1	0.17	U	
103-65-1	N-PROPYLBENZENE	1	1	1	0.17	U	
95-49-8	2-CHLOROTOLUENE	1	1	1	0.17	U	

Data Package ID: *VL0809060-1*

GC/MS Volatiles

Method SW8260_25B

Sample Results

Lab Name: **Paragon Analytics**
Work Order Number: 0809060
Client Name: URS
ClientProject ID: Prather Phase 1 Investigation

Field ID:	PS-MW04S
Lab ID:	0809060-4

Sample Matrix: WATER
% Moisture: N/A
Date Collected: 08-Sep-08
Date Extracted: 10-Sep-08
Date Analyzed: 10-Sep-08
Prep Method: SW5030 Rev C

Prep Batch: VL080910-3
QCBatchID: VL080910-3-1
Run ID: VL080910-3A
Cleanup: NONE
Basis: As Received
File Name: C12191

Sample Aliquot: 10 ml
Final Volume: 10 ml
Result Units: UG/L
Clean DF: 1

108-67-8	1,3,5-TRIMETHYLBENZENE	1	1	1	0.17	U	
106-43-4	4-CHLOROTOLUENE	1	1	1	0.17	U	
98-06-6	TERT-BUTYLBENZENE	1	1	1	0.18	U	
95-63-6	1,2,4-TRIMETHYLBENZENE	1	1	1	0.17	U	
135-98-8	SEC-BUTYLBENZENE	1	1	1	0.17	U	
541-73-1	1,3-DICHLOROBENZENE	1	1	1	0.17	U	
99-87-6	P-ISOPROPYLTOLUENE	1	1	1	0.17	U	
106-46-7	1,4-DICHLOROBENZENE	1	1	1	0.17	U	
104-51-8	N-BUTYLBENZENE	1	1	1	0.17	U	
95-50-1	1,2-DICHLOROBENZENE	1	1	1	0.17	U	
96-12-8	1,2-DIBROMO-3-CHLOROPROPANE	1	2	2	0.64	U	
120-82-1	1,2,4-TRICHLOROBENZENE	1	1	1	0.17	U	
87-68-3	HEXACHLOROBUTADIENE	1	1	1	0.18	U	
91-20-3	NAPHTHALENE	1	1	1	0.17	U	
87-61-6	1,2,3-TRICHLOROBENZENE	1	1	1	0.2	U	

Surrogate Recovery

CASNO	Surrogate Analyte	Result	Flag	Spike Amount	Percent Recovery	Control Limits
460-00-4	4-BROMOFLUOROBENZENE	26.5		25	106	78 - 129
1868-53-7	DIBROMOFLUOROMETHANE	25.3		25	101	80 - 124
2037-26-5	TOLUENE-D8	26.2		25	105	81 - 119

Data Package ID: *VL0809060-1*

GC/MS Volatiles

Method SW8260_25B

Sample Results

Lab Name: **Paragon Analytics**
Work Order Number: 0809060
Client Name: URS
ClientProject ID: Prather Phase 1 Investigation

Field ID:	PS-MW06R
Lab ID:	0809060-5

Sample Matrix: WATER
% Moisture: N/A
Date Collected: 08-Sep-08
Date Extracted: 10-Sep-08
Date Analyzed: 10-Sep-08
Prep Method: SW5030 Rev C

Prep Batch: VL080910-3
QCBatchID: VL080910-3-1
Run ID: VL080910-3A
Cleanup: NONE
Basis: As Received
File Name: C12192

Sample Aliquot: 10 ml
Final Volume: 10 ml
Result Units: UG/L
Clean DF: 1

CASNO	Target Analyte	Dilution Factor	Result	Reporting Limit	MDL	Result Qualifier	EPA Qualifier
75-71-8	DICHLORODIFLUOROMETHANE	1	1	1	0.17	U	
74-87-3	CHLOROMETHANE	1	1	1	0.17	U	
75-01-4	VINYL CHLORIDE	1	1	1	0.17	U	
74-83-9	BROMOMETHANE	1	1	1	0.25	U	
75-00-3	CHLOROETHANE	1	1	1	0.25	U	
75-69-4	TRICHLOROFLUOROMETHANE	1	1	1	0.17	U	
75-35-4	1,1-DICHLOROETHENE	1	1	1	0.17	U	
76-13-1	1,1,2-TRICHLORO-1,2,2-TRIFLUOROETH	1	1	1	0.17	U	
67-64-1	ACETONE	1	9.4	10	3.3	J	
74-88-4	IODOMETHANE	1	1	1	0.17	U	
75-15-0	CARBON DISULFIDE	1	1	1	0.17	U	
75-09-2	METHYLENE CHLORIDE	1	1	1	0.17	U	
156-60-5	TRANS-1,2-DICHLOROETHENE	1	1	1	0.17	U	
1634-04-4	METHYL TERTIARY BUTYL ETHER	1	1	1	0.24	U	
75-34-3	1,1-DICHLOROETHANE	1	1	1	0.17	U	
108-05-4	VINYL ACETATE	1	2	2	0.27	U	
156-59-2	CIS-1,2-DICHLOROETHENE	1	1	1	0.17	U	
78-93-3	2-BUTANONE	1	10	10	1.7	U	
74-97-5	BROMOCHLOROMETHANE	1	1	1	0.21	U	
67-66-3	CHLOROFORM	1	1	1	0.17	U	
71-55-6	1,1,1-TRICHLOROETHANE	1	1	1	0.17	U	
594-20-7	2,2-DICHLOROPROPANE	1	1	1	0.17	U	
56-23-5	CARBON TETRACHLORIDE	1	1	1	0.17	U	
563-58-6	1,1-DICHLOROPROPENE	1	1	1	0.17	U	
107-06-2	1,2-DICHLOROETHANE	1	1	1	0.17	U	
71-43-2	BENZENE	1	1	1	0.17	U	

Data Package ID: *VL0809060-1*

GC/MS Volatiles

Method SW8260_25B

Sample Results

Lab Name: **Paragon Analytics**
Work Order Number: 0809060
Client Name: URS
ClientProject ID: Prather Phase 1 Investigation

Field ID: PS-MW06R
Lab ID: 0809060-5

Sample Matrix: WATER
% Moisture: N/A
Date Collected: 08-Sep-08
Date Extracted: 10-Sep-08
Date Analyzed: 10-Sep-08
Prep Method: SW5030 Rev C

Prep Batch: VL080910-3
QCBatchID: VL080910-3-1
Run ID: VL080910-3A
Cleanup: NONE
Basis: As Received
File Name: C12192

Sample Aliquot: 10 ml
Final Volume: 10 ml
Result Units: UG/L
Clean DF: 1

79-01-6	TRICHLOROETHENE	1	1	1	0.17	U	
78-87-5	1,2-DICHLOROPROPANE	1	1	1	0.17	U	
74-95-3	DIBROMOMETHANE	1	1	1	0.18	U	
75-27-4	BROMODICHLOROMETHANE	1	1	1	0.17	U	
10061-01-5	CIS-1,3-DICHLOROPROPENE	1	1	1	0.17	U	
108-10-1	4-METHYL-2-PENTANONE	1	10	10	1.7	U	
108-88-3	TOLUENE	1	1	1	0.17	U	
10061-02-6	TRANS-1,3-DICHLOROPROPENE	1	1	1	0.17	U	
79-00-5	1,1,2-TRICHLOROETHANE	1	1	1	0.2	U	
591-78-6	2-HEXANONE	1	10	10	3.3	U	
127-18-4	TETRACHLOROETHENE	1	1	1	0.17	U	
142-28-9	1,3-DICHLOROPROPANE	1	1	1	0.18	U	
124-48-1	DIBROMOCHLOROMETHANE	1	1	1	0.17	U	
106-93-4	1,2-DIBROMOETHANE	1	1	1	0.17	U	
544-10-5	1-CHLOROHEXANE	1	1	1	0.28	U	
108-90-7	CHLOROBENZENE	1	1	1	0.17	U	
630-20-6	1,1,1,2-TETRACHLOROETHANE	1	1	1	0.17	U	
100-41-4	ETHYLBENZENE	1	1	1	0.17	U	
136777-61-2	M+P-XYLENE	1	1	1	0.19	U	
95-47-6	O-XYLENE	1	1	1	0.17	U	
100-42-5	STYRENE	1	1	1	0.17	U	
75-25-2	BROMOFORM	1	1	1	0.17	U	
98-82-8	ISOPROPYLBENZENE	1	1	1	0.17	U	
96-18-4	1,2,3-TRICHLOROPROPANE	1	1	1	0.49	U	
79-34-5	1,1,2,2-TETRACHLOROETHANE	1	1	1	0.17	U	
108-86-1	BROMOBENZENE	1	1	1	0.17	U	
103-65-1	N-PROPYLBENZENE	1	1	1	0.17	U	
95-49-8	2-CHLOROTOLUENE	1	1	1	0.17	U	

Data Package ID: *VL0809060-1*

GC/MS Volatiles

Method SW8260_25B

Sample Results

Lab Name: **Paragon Analytics**
Work Order Number: 0809060
Client Name: URS
ClientProject ID: Prather Phase 1 Investigation

Field ID: PS-MW06R
Lab ID: 0809060-5

Sample Matrix: WATER
% Moisture: N/A
Date Collected: 08-Sep-08
Date Extracted: 10-Sep-08
Date Analyzed: 10-Sep-08
Prep Method: SW5030 Rev C

Prep Batch: VL080910-3
QCBatchID: VL080910-3-1
Run ID: VL080910-3A
Cleanup: NONE
Basis: As Received
File Name: C12192

Sample Aliquot: 10 ml
Final Volume: 10 ml
Result Units: UG/L
Clean DF: 1

108-67-8	1,3,5-TRIMETHYLBENZENE	1	1	1	0.17	U	
106-43-4	4-CHLOROTOLUENE	1	1	1	0.17	U	
98-06-6	TERT-BUTYLBENZENE	1	1	1	0.18	U	
95-63-6	1,2,4-TRIMETHYLBENZENE	1	1	1	0.17	U	
135-98-8	SEC-BUTYLBENZENE	1	1	1	0.17	U	
541-73-1	1,3-DICHLOROBENZENE	1	1	1	0.17	U	
99-87-6	P-ISOPROPYLTOLUENE	1	1	1	0.17	U	
106-46-7	1,4-DICHLOROBENZENE	1	1	1	0.17	U	
104-51-8	N-BUTYLBENZENE	1	1	1	0.17	U	
95-50-1	1,2-DICHLOROBENZENE	1	1	1	0.17	U	
96-12-8	1,2-DIBROMO-3-CHLOROPROPANE	1	2	2	0.64	U	
120-82-1	1,2,4-TRICHLOROBENZENE	1	1	1	0.17	U	
87-68-3	HEXACHLOROBUTADIENE	1	1	1	0.18	U	
91-20-3	NAPHTHALENE	1	1	1	0.17	U	
87-61-6	1,2,3-TRICHLOROBENZENE	1	1	1	0.2	U	

Surrogate Recovery

CASNO	Surrogate Analyte	Result	Flag	Spike Amount	Percent Recovery	Control Limits
460-00-4	4-BROMOFLUOROBENZENE	27.3		25	109	78 - 129
1868-53-7	DIBROMOFLUOROMETHANE	24.8		25	99	80 - 124
2037-26-5	TOLUENE-D8	23		25	92	81 - 119

Data Package ID: *VL0809060-1*

GC/MS Volatiles

Method SW8260_25B

Sample Results

Lab Name: **Paragon Analytics**
Work Order Number: 0809060
Client Name: URS
ClientProject ID: Prather Phase 1 Investigation

Field ID:	PS-MW05D
Lab ID:	0809060-6

Sample Matrix: WATER
% Moisture: N/A
Date Collected: 08-Sep-08
Date Extracted: 10-Sep-08
Date Analyzed: 10-Sep-08
Prep Method: SW5030 Rev C

Prep Batch: VL080910-3
QCBatchID: VL080910-3-1
Run ID: VL080910-3A
Cleanup: NONE
Basis: As Received
File Name: C12193

Sample Aliquot: 10 ml
Final Volume: 10 ml
Result Units: UG/L
Clean DF: 1

CASNO	Target Analyte	Dilution Factor	Result	Reporting Limit	MDL	Result Qualifier	EPA Qualifier
75-71-8	DICHLORODIFLUOROMETHANE	1	1	1	0.17	U	
74-87-3	CHLOROMETHANE	1	1	1	0.17	U	
75-01-4	VINYL CHLORIDE	1	1	1	0.17	U	
74-83-9	BROMOMETHANE	1	1	1	0.25	U	
75-00-3	CHLOROETHANE	1	1	1	0.25	U	
75-69-4	TRICHLOROFLUOROMETHANE	1	1	1	0.17	U	
75-35-4	1,1-DICHLOROETHENE	1	1	1	0.17	U	
76-13-1	1,1,2-TRICHLORO-1,2,2-TRIFLUOROETH	1	1	1	0.17	U	
67-64-1	ACETONE	1	11	10	3.3		
74-88-4	IODOMETHANE	1	1	1	0.17	U	
75-15-0	CARBON DISULFIDE	1	0.26	1	0.17	J	
75-09-2	METHYLENE CHLORIDE	1	0.42	1	0.17	B,J	
156-60-5	TRANS-1,2-DICHLOROETHENE	1	1	1	0.17	U	
1634-04-4	METHYL TERTIARY BUTYL ETHER	1	1	1	0.24	U	
75-34-3	1,1-DICHLOROETHANE	1	1	1	0.17	U	
108-05-4	VINYL ACETATE	1	2	2	0.27	U	
156-59-2	CIS-1,2-DICHLOROETHENE	1	1	1	0.17	U	
78-93-3	2-BUTANONE	1	10	10	1.7	U	
74-97-5	BROMOCHLOROMETHANE	1	1	1	0.21	U	
67-66-3	CHLOROFORM	1	0.81	1	0.17	J	
71-55-6	1,1,1-TRICHLOROETHANE	1	1	1	0.17	U	
594-20-7	2,2-DICHLOROPROPANE	1	1	1	0.17	U	
56-23-5	CARBON TETRACHLORIDE	1	1	1	0.17	U	
563-58-6	1,1-DICHLOROPROPENE	1	1	1	0.17	U	
107-06-2	1,2-DICHLOROETHANE	1	1	1	0.17	U	
71-43-2	BENZENE	1	1	1	0.17	U	

Data Package ID: *VL0809060-1*

GC/MS Volatiles

Method SW8260_25B

Sample Results

Lab Name: **Paragon Analytics**
Work Order Number: 0809060
Client Name: URS
ClientProject ID: Prather Phase 1 Investigation

Field ID:	PS-MW05D
Lab ID:	0809060-6

Sample Matrix: WATER
% Moisture: N/A
Date Collected: 08-Sep-08
Date Extracted: 10-Sep-08
Date Analyzed: 10-Sep-08
Prep Method: SW5030 Rev C

Prep Batch: VL080910-3
QCBatchID: VL080910-3-1
Run ID: VL080910-3A
Cleanup: NONE
Basis: As Received
File Name: C12193

Sample Aliquot: 10 ml
Final Volume: 10 ml
Result Units: UG/L
Clean DF: 1

79-01-6	TRICHLOROETHENE	1	1	1	0.17	U	
78-87-5	1,2-DICHLOROPROPANE	1	1	1	0.17	U	
74-95-3	DIBROMOMETHANE	1	1	1	0.18	U	
75-27-4	BROMODICHLOROMETHANE	1	1	1	0.17	U	
10061-01-5	CIS-1,3-DICHLOROPROPENE	1	1	1	0.17	U	
108-10-1	4-METHYL-2-PENTANONE	1	10	10	1.7	U	
108-88-3	TOLUENE	1	0.8	1	0.17	J	
10061-02-6	TRANS-1,3-DICHLOROPROPENE	1	1	1	0.17	U	
79-00-5	1,1,2-TRICHLOROETHANE	1	1	1	0.2	U	
591-78-6	2-HEXANONE	1	10	10	3.3	U	
127-18-4	TETRACHLOROETHENE	1	1	1	0.17	U	
142-28-9	1,3-DICHLOROPROPANE	1	1	1	0.18	U	
124-48-1	DIBROMOCHLOROMETHANE	1	1	1	0.17	U	
106-93-4	1,2-DIBROMOETHANE	1	1	1	0.17	U	
544-10-5	1-CHLOROHEXANE	1	1	1	0.28	U	
108-90-7	CHLOROBENZENE	1	1	1	0.17	U	
630-20-6	1,1,1,2-TETRACHLOROETHANE	1	1	1	0.17	U	
100-41-4	ETHYLBENZENE	1	0.21	1	0.17	J	
136777-61-2	M+P-XYLENE	1	0.4	1	0.19	J	
95-47-6	O-XYLENE	1	1	1	0.17	U	
100-42-5	STYRENE	1	1	1	0.17	U	
75-25-2	BROMOFORM	1	1	1	0.17	U	
98-82-8	ISOPROPYLBENZENE	1	1	1	0.17	U	
96-18-4	1,2,3-TRICHLOROPROPANE	1	1	1	0.49	U	
79-34-5	1,1,2,2-TETRACHLOROETHANE	1	1	1	0.17	U	
108-86-1	BROMOBENZENE	1	1	1	0.17	U	
103-65-1	N-PROPYLBENZENE	1	1	1	0.17	U	
95-49-8	2-CHLOROTOLUENE	1	1	1	0.17	U	

Data Package ID: *VL0809060-1*

GC/MS Volatiles

Method SW8260_25B

Sample Results

Lab Name: **Paragon Analytics**
Work Order Number: 0809060
Client Name: URS
ClientProject ID: Prather Phase 1 Investigation

Field ID:	PS-MW05D
Lab ID:	0809060-6

Sample Matrix: WATER
% Moisture: N/A
Date Collected: 08-Sep-08
Date Extracted: 10-Sep-08
Date Analyzed: 10-Sep-08
Prep Method: SW5030 Rev C

Prep Batch: VL080910-3
QCBatchID: VL080910-3-1
Run ID: VL080910-3A
Cleanup: NONE
Basis: As Received
File Name: C12193

Sample Aliquot: 10 ml
Final Volume: 10 ml
Result Units: UG/L
Clean DF: 1

108-67-8	1,3,5-TRIMETHYLBENZENE	1	1	1	0.17	U	
106-43-4	4-CHLOROTOLUENE	1	1	1	0.17	U	
98-06-6	TERT-BUTYLBENZENE	1	1	1	0.18	U	
95-63-6	1,2,4-TRIMETHYLBENZENE	1	1	1	0.17	U	
135-98-8	SEC-BUTYLBENZENE	1	1	1	0.17	U	
541-73-1	1,3-DICHLOROBENZENE	1	1	1	0.17	U	
99-87-6	P-ISOPROPYLTOLUENE	1	1	1	0.17	U	
106-46-7	1,4-DICHLOROBENZENE	1	1	1	0.17	U	
104-51-8	N-BUTYLBENZENE	1	1	1	0.17	U	
95-50-1	1,2-DICHLOROBENZENE	1	1	1	0.17	U	
96-12-8	1,2-DIBROMO-3-CHLOROPROPANE	1	2	2	0.64	U	
120-82-1	1,2,4-TRICHLOROBENZENE	1	1	1	0.17	U	
87-68-3	HEXACHLOROBUTADIENE	1	1	1	0.18	U	
91-20-3	NAPHTHALENE	1	1	1	0.17	U	
87-61-6	1,2,3-TRICHLOROBENZENE	1	1	1	0.2	U	

Surrogate Recovery

CASNO	Surrogate Analyte	Result	Flag	Spike Amount	Percent Recovery	Control Limits
460-00-4	4-BROMOFLUOROBENZENE	24.8		25	99	78 - 129
1868-53-7	DIBROMOFLUOROMETHANE	24.9		25	100	80 - 124
2037-26-5	TOLUENE-D8	26.2		25	105	81 - 119

Data Package ID: *VL0809060-1*

GC/MS Volatiles

Method SW8260_25B

Sample Results

Lab Name: **Paragon Analytics**
Work Order Number: 0809060
Client Name: URS
ClientProject ID: Prather Phase 1 Investigation

Field ID:	PS-MW08S
Lab ID:	0809060-7

Sample Matrix: WATER
% Moisture: N/A
Date Collected: 08-Sep-08
Date Extracted: 10-Sep-08
Date Analyzed: 10-Sep-08
Prep Method: SW5030 Rev C

Prep Batch: VL080910-3
QCBatchID: VL080910-3-1
Run ID: VL080910-3A
Cleanup: NONE
Basis: As Received
File Name: C12194

Sample Aliquot: 10 ml
Final Volume: 10 ml
Result Units: UG/L
Clean DF: 1

CASNO	Target Analyte	Dilution Factor	Result	Reporting Limit	MDL	Result Qualifier	EPA Qualifier
75-71-8	DICHLORODIFLUOROMETHANE	1	1	1	0.17	U	
74-87-3	CHLOROMETHANE	1	1	1	0.17	U	
75-01-4	VINYL CHLORIDE	1	1	1	0.17	U	
74-83-9	BROMOMETHANE	1	1	1	0.25	U	
75-00-3	CHLOROETHANE	1	1	1	0.25	U	
75-69-4	TRICHLOROFLUOROMETHANE	1	1	1	0.17	U	
75-35-4	1,1-DICHLOROETHENE	1	1	1	0.17	U	
76-13-1	1,1,2-TRICHLORO-1,2,2-TRIFLUOROETH	1	1	1	0.17	U	
67-64-1	ACETONE	1	8.1	10	3.3	J	
74-88-4	IODOMETHANE	1	1	1	0.17	U	
75-15-0	CARBON DISULFIDE	1	0.25	1	0.17	J	
75-09-2	METHYLENE CHLORIDE	1	0.29	1	0.17	B,J	
156-60-5	TRANS-1,2-DICHLOROETHENE	1	1	1	0.17	U	
1634-04-4	METHYL TERTIARY BUTYL ETHER	1	1	1	0.24	U	
75-34-3	1,1-DICHLOROETHANE	1	1	1	0.17	U	
108-05-4	VINYL ACETATE	1	2	2	0.27	U	
156-59-2	CIS-1,2-DICHLOROETHENE	1	1	1	0.17	U	
78-93-3	2-BUTANONE	1	10	10	1.7	U	
74-97-5	BROMOCHLOROMETHANE	1	1	1	0.21	U	
67-66-3	CHLOROFORM	1	1	1	0.17	U	
71-55-6	1,1,1-TRICHLOROETHANE	1	1	1	0.17	U	
594-20-7	2,2-DICHLOROPROPANE	1	1	1	0.17	U	
56-23-5	CARBON TETRACHLORIDE	1	1	1	0.17	U	
563-58-6	1,1-DICHLOROPROPENE	1	1	1	0.17	U	
107-06-2	1,2-DICHLOROETHANE	1	1	1	0.17	U	
71-43-2	BENZENE	1	1	1	0.17	U	

Data Package ID: *VL0809060-1*

GC/MS Volatiles

Method SW8260_25B

Sample Results

Lab Name: **Paragon Analytics**
Work Order Number: 0809060
Client Name: URS
ClientProject ID: Prather Phase 1 Investigation

Field ID:	PS-MW08S
Lab ID:	0809060-7

Sample Matrix: WATER
% Moisture: N/A
Date Collected: 08-Sep-08
Date Extracted: 10-Sep-08
Date Analyzed: 10-Sep-08
Prep Method: SW5030 Rev C

Prep Batch: VL080910-3
QCBatchID: VL080910-3-1
Run ID: VL080910-3A
Cleanup: NONE
Basis: As Received
File Name: C12194

Sample Aliquot: 10 ml
Final Volume: 10 ml
Result Units: UG/L
Clean DF: 1

79-01-6	TRICHLOROETHENE	1	1	1	0.17	U	
78-87-5	1,2-DICHLOROPROPANE	1	1	1	0.17	U	
74-95-3	DIBROMOMETHANE	1	1	1	0.18	U	
75-27-4	BROMODICHLOROMETHANE	1	1	1	0.17	U	
10061-01-5	CIS-1,3-DICHLOROPROPENE	1	1	1	0.17	U	
108-10-1	4-METHYL-2-PENTANONE	1	10	10	1.7	U	
108-88-3	TOLUENE	1	1	1	0.17	U	
10061-02-6	TRANS-1,3-DICHLOROPROPENE	1	1	1	0.17	U	
79-00-5	1,1,2-TRICHLOROETHANE	1	1	1	0.2	U	
591-78-6	2-HEXANONE	1	10	10	3.3	U	
127-18-4	TETRACHLOROETHENE	1	1	1	0.17	U	
142-28-9	1,3-DICHLOROPROPANE	1	1	1	0.18	U	
124-48-1	DIBROMOCHLOROMETHANE	1	1	1	0.17	U	
106-93-4	1,2-DIBROMOETHANE	1	1	1	0.17	U	
544-10-5	1-CHLOROHEXANE	1	1	1	0.28	U	
108-90-7	CHLOROBENZENE	1	1	1	0.17	U	
630-20-6	1,1,1,2-TETRACHLOROETHANE	1	1	1	0.17	U	
100-41-4	ETHYLBENZENE	1	1	1	0.17	U	
136777-61-2	M+P-XYLENE	1	1	1	0.19	U	
95-47-6	O-XYLENE	1	1	1	0.17	U	
100-42-5	STYRENE	1	1	1	0.17	U	
75-25-2	BROMOFORM	1	1	1	0.17	U	
98-82-8	ISOPROPYLBENZENE	1	1	1	0.17	U	
96-18-4	1,2,3-TRICHLOROPROPANE	1	1	1	0.49	U	
79-34-5	1,1,2,2-TETRACHLOROETHANE	1	1	1	0.17	U	
108-86-1	BROMOBENZENE	1	1	1	0.17	U	
103-65-1	N-PROPYLBENZENE	1	1	1	0.17	U	
95-49-8	2-CHLOROTOLUENE	1	1	1	0.17	U	

Data Package ID: *VL0809060-1*

GC/MS Volatiles

Method SW8260_25B

Sample Results

Lab Name: **Paragon Analytics**
Work Order Number: 0809060
Client Name: URS
ClientProject ID: Prather Phase 1 Investigation

Field ID:	PS-MW08S
Lab ID:	0809060-7

Sample Matrix: WATER
% Moisture: N/A
Date Collected: 08-Sep-08
Date Extracted: 10-Sep-08
Date Analyzed: 10-Sep-08
Prep Method: SW5030 Rev C

Prep Batch: VL080910-3
QCBatchID: VL080910-3-1
Run ID: VL080910-3A
Cleanup: NONE
Basis: As Received
File Name: C12194

Sample Aliquot: 10 ml
Final Volume: 10 ml
Result Units: UG/L
Clean DF: 1

108-67-8	1,3,5-TRIMETHYLBENZENE	1	1	1	0.17	U	
106-43-4	4-CHLOROTOLUENE	1	1	1	0.17	U	
98-06-6	TERT-BUTYLBENZENE	1	1	1	0.18	U	
95-63-6	1,2,4-TRIMETHYLBENZENE	1	1	1	0.17	U	
135-98-8	SEC-BUTYLBENZENE	1	1	1	0.17	U	
541-73-1	1,3-DICHLOROBENZENE	1	1	1	0.17	U	
99-87-6	P-ISOPROPYLTOLUENE	1	1	1	0.17	U	
106-46-7	1,4-DICHLOROBENZENE	1	1	1	0.17	U	
104-51-8	N-BUTYLBENZENE	1	1	1	0.17	U	
95-50-1	1,2-DICHLOROBENZENE	1	1	1	0.17	U	
96-12-8	1,2-DIBROMO-3-CHLOROPROPANE	1	2	2	0.64	U	
120-82-1	1,2,4-TRICHLOROBENZENE	1	1	1	0.17	U	
87-68-3	HEXACHLOROBUTADIENE	1	1	1	0.18	U	
91-20-3	NAPHTHALENE	1	1	1	0.17	U	
87-61-6	1,2,3-TRICHLOROBENZENE	1	1	1	0.2	U	

Surrogate Recovery

CASNO	Surrogate Analyte	Result	Flag	Spike Amount	Percent Recovery	Control Limits
460-00-4	4-BROMOFLUOROBENZENE	26.1		25	104	78 - 129
1868-53-7	DIBROMOFLUOROMETHANE	25.6		25	102	80 - 124
2037-26-5	TOLUENE-D8	22.1		25	89	81 - 119

Data Package ID: *VL0809060-1*

GC/MS Volatiles

Method SW8260_25B

Sample Results

Lab Name: **Paragon Analytics**
Work Order Number: 0809060
Client Name: URS
ClientProject ID: Prather Phase 1 Investigation

Field ID: PS-MW08D
Lab ID: 0809060-8

Sample Matrix: WATER
% Moisture: N/A
Date Collected: 08-Sep-08
Date Extracted: 10-Sep-08
Date Analyzed: 10-Sep-08
Prep Method: SW5030 Rev C

Prep Batch: VL080910-3
QCBatchID: VL080910-3-1
Run ID: VL080910-3A
Cleanup: NONE
Basis: As Received
File Name: C12195

Sample Aliquot: 10 ml
Final Volume: 10 ml
Result Units: UG/L
Clean DF: 1

CASNO	Target Analyte	Dilution Factor	Result	Reporting Limit	MDL	Result Qualifier	EPA Qualifier
75-71-8	DICHLORODIFLUOROMETHANE	1	1	1	0.17	U	
74-87-3	CHLOROMETHANE	1	1	1	0.17	U	
75-01-4	VINYL CHLORIDE	1	1	1	0.17	U	
74-83-9	BROMOMETHANE	1	1	1	0.25	U	
75-00-3	CHLOROETHANE	1	1	1	0.25	U	
75-69-4	TRICHLOROFLUOROMETHANE	1	1	1	0.17	U	
75-35-4	1,1-DICHLOROETHENE	1	1	1	0.17	U	
76-13-1	1,1,2-TRICHLORO-1,2,2-TRIFLUOROETH	1	1	1	0.17	U	
67-64-1	ACETONE	1	10	10	3.3	U	
74-88-4	IODOMETHANE	1	1	1	0.17	U	
75-15-0	CARBON DISULFIDE	1	1	1	0.17	U	
75-09-2	METHYLENE CHLORIDE	1	1	1	0.17	U	
156-60-5	TRANS-1,2-DICHLOROETHENE	1	1	1	0.17	U	
1634-04-4	METHYL TERTIARY BUTYL ETHER	1	1	1	0.24	U	
75-34-3	1,1-DICHLOROETHANE	1	1	1	0.17	U	
108-05-4	VINYL ACETATE	1	2	2	0.27	U	
156-59-2	CIS-1,2-DICHLOROETHENE	1	1	1	0.17	U	
78-93-3	2-BUTANONE	1	10	10	1.7	U	
74-97-5	BROMOCHLOROMETHANE	1	1	1	0.21	U	
67-66-3	CHLOROFORM	1	0.57	1	0.17	J	
71-55-6	1,1,1-TRICHLOROETHANE	1	1	1	0.17	U	
594-20-7	2,2-DICHLOROPROPANE	1	1	1	0.17	U	
56-23-5	CARBON TETRACHLORIDE	1	1	1	0.17	U	
563-58-6	1,1-DICHLOROPROPENE	1	1	1	0.17	U	
107-06-2	1,2-DICHLOROETHANE	1	1	1	0.17	U	
71-43-2	BENZENE	1	1	1	0.17	U	

Data Package ID: *VL0809060-1*

GC/MS Volatiles

Method SW8260_25B

Sample Results

Lab Name: **Paragon Analytics**
Work Order Number: 0809060
Client Name: URS
ClientProject ID: Prather Phase 1 Investigation

Field ID:	PS-MW08D
Lab ID:	0809060-8

Sample Matrix: WATER
% Moisture: N/A
Date Collected: 08-Sep-08
Date Extracted: 10-Sep-08
Date Analyzed: 10-Sep-08
Prep Method: SW5030 Rev C

Prep Batch: VL080910-3
QCBatchID: VL080910-3-1
Run ID: VL080910-3A
Cleanup: NONE
Basis: As Received
File Name: C12195

Sample Aliquot: 10 ml
Final Volume: 10 ml
Result Units: UG/L
Clean DF: 1

79-01-6	TRICHLOROETHENE	1	1	1	0.17	U	
78-87-5	1,2-DICHLOROPROPANE	1	1	1	0.17	U	
74-95-3	DIBROMOMETHANE	1	1	1	0.18	U	
75-27-4	BROMODICHLOROMETHANE	1	1	1	0.17	U	
10061-01-5	CIS-1,3-DICHLOROPROPENE	1	1	1	0.17	U	
108-10-1	4-METHYL-2-PENTANONE	1	10	10	1.7	U	
108-88-3	TOLUENE	1	1	1	0.17	U	
10061-02-6	TRANS-1,3-DICHLOROPROPENE	1	1	1	0.17	U	
79-00-5	1,1,2-TRICHLOROETHANE	1	1	1	0.2	U	
591-78-6	2-HEXANONE	1	10	10	3.3	U	
127-18-4	TETRACHLOROETHENE	1	1	1	0.17	U	
142-28-9	1,3-DICHLOROPROPANE	1	1	1	0.18	U	
124-48-1	DIBROMOCHLOROMETHANE	1	1	1	0.17	U	
106-93-4	1,2-DIBROMOETHANE	1	1	1	0.17	U	
544-10-5	1-CHLOROHEXANE	1	1	1	0.28	U	
108-90-7	CHLOROBENZENE	1	1	1	0.17	U	
630-20-6	1,1,1,2-TETRACHLOROETHANE	1	1	1	0.17	U	
100-41-4	ETHYLBENZENE	1	1	1	0.17	U	
136777-61-2	M+P-XYLENE	1	1	1	0.19	U	
95-47-6	O-XYLENE	1	1	1	0.17	U	
100-42-5	STYRENE	1	1	1	0.17	U	
75-25-2	BROMOFORM	1	1	1	0.17	U	
98-82-8	ISOPROPYLBENZENE	1	1	1	0.17	U	
96-18-4	1,2,3-TRICHLOROPROPANE	1	1	1	0.49	U	
79-34-5	1,1,2,2-TETRACHLOROETHANE	1	1	1	0.17	U	
108-86-1	BROMOBENZENE	1	1	1	0.17	U	
103-65-1	N-PROPYLBENZENE	1	1	1	0.17	U	
95-49-8	2-CHLOROTOLUENE	1	1	1	0.17	U	

Data Package ID: *VL0809060-1*

GC/MS Volatiles

Method SW8260_25B

Sample Results

Lab Name: **Paragon Analytics**
Work Order Number: 0809060
Client Name: URS
ClientProject ID: Prather Phase 1 Investigation

Field ID: PS-MW08D
Lab ID: 0809060-8

Sample Matrix: WATER
% Moisture: N/A
Date Collected: 08-Sep-08
Date Extracted: 10-Sep-08
Date Analyzed: 10-Sep-08
Prep Method: SW5030 Rev C

Prep Batch: VL080910-3
QCBatchID: VL080910-3-1
Run ID: VL080910-3A
Cleanup: NONE
Basis: As Received
File Name: C12195

Sample Aliquot: 10 ml
Final Volume: 10 ml
Result Units: UG/L
Clean DF: 1

108-67-8	1,3,5-TRIMETHYLBENZENE	1	1	1	0.17	U	
106-43-4	4-CHLOROTOLUENE	1	1	1	0.17	U	
98-06-6	TERT-BUTYLBENZENE	1	1	1	0.18	U	
95-63-6	1,2,4-TRIMETHYLBENZENE	1	1	1	0.17	U	
135-98-8	SEC-BUTYLBENZENE	1	1	1	0.17	U	
541-73-1	1,3-DICHLOROBENZENE	1	1	1	0.17	U	
99-87-6	P-ISOPROPYLTOLUENE	1	1	1	0.17	U	
106-46-7	1,4-DICHLOROBENZENE	1	1	1	0.17	U	
104-51-8	N-BUTYLBENZENE	1	1	1	0.17	U	
95-50-1	1,2-DICHLOROBENZENE	1	1	1	0.17	U	
96-12-8	1,2-DIBROMO-3-CHLOROPROPANE	1	2	2	0.64	U	
120-82-1	1,2,4-TRICHLOROBENZENE	1	1	1	0.17	U	
87-68-3	HEXACHLOROBUTADIENE	1	1	1	0.18	U	
91-20-3	NAPHTHALENE	1	1	1	0.17	U	
87-61-6	1,2,3-TRICHLOROBENZENE	1	1	1	0.2	U	

Surrogate Recovery

CASNO	Surrogate Analyte	Result	Flag	Spike Amount	Percent Recovery	Control Limits
460-00-4	4-BROMOFLUOROBENZENE	25.6		25	102	78 - 129
1868-53-7	DIBROMOFLUOROMETHANE	23		25	92	80 - 124
2037-26-5	TOLUENE-D8	23.1		25	92	81 - 119

Data Package ID: *VL0809060-1*

Supporting QA/QC Data

Surrogate Summary for GC/MS Volatiles

Method SW8260_25B

Lab Name: **Paragon Analytics**
Work Order Number: 0809060
Client Name: URS
ClientProject ID: Prather Phase 1 Investigation

PrepBatchID: **VL080910-3**
QC Batch ID: **VL080910-3-1**
Date Extracted: **9/10/2008**

Surrogate Compound	Control Limits Lower	Control Limits Upper
Dibromofluoromethane	80	124
Toluene-d8	81	119
4-Bromofluorobenzene	78	129
1,2-dichloroethane-d4		

Lab ID	Client Sample ID	Date Collected	Date Received	DBFM % Recovery	BZMED8 % Recovery	BR4FBZ % Recovery	12DCED4 % Recovery
VL080910-3LCS	XXXXXXX	NA	XXXXXXX	100	101	106	
VL080910-3LCSD	XXXXXXX	NA	XXXXXXX	90	89	99	
VL080910-3MB	XXXXXXX	NA	XXXXXXX	90	99	92	
0809060-8	PS-MW08D	9/8/2008	9/10/2008	92	92	102	
0809060-7	PS-MW08S	9/8/2008	9/10/2008	102	89	104	
0809060-6	PS-MW05D	9/8/2008	9/10/2008	100	105	99	
0809060-5	PS-MW06R	9/8/2008	9/10/2008	99	92	109	
0809060-4	PS-MW04S	9/8/2008	9/10/2008	101	105	106	
0809060-3	PS-MW04D	9/8/2008	9/10/2008	99	97	101	
0809060-2	PS-MW03S	9/8/2008	9/10/2008	89	97	100	
0809060-1MS	PS-MW03D	9/8/2008	9/10/2008	99	105	105	
0809060-1MSD	PS-MW03D	9/8/2008	9/10/2008	102	93	98	
0809060-1	PS-MW03D	9/8/2008	9/10/2008	94	89	98	

Data Package ID: *VL0809060-1*

GC/MS Volatiles

Method SW8260_25B

Laboratory Control Sample and Laboratory Control Sample Duplicate

Lab Name: **Paragon Analytics**
Work Order Number: 0809060
Client Name: URS
ClientProject ID: Prather Phase 1 Investigation

Lab ID: VL080910-3LCS

Sample Matrix: WATER
% Moisture: N/A
Date Collected: N/A
Date Extracted: 09/10/2008
Date Analyzed: 09/10/2008
Prep Method: SW5030C

Prep Batch: VL080910-3
QCBatchID: VL080910-3-1
Run ID: VL080910-3A
Cleanup: NONE
Basis: N/A
File Name: C12184

Sample Aliquot: 10 ml
Final Volume: 10 ml
Result Units: UG/L
Clean DF: 1

CASNO	Target Analyte	Spike Added	LCS Result	Reporting Limit	Result Qualifier	LCS % Rec.	Control Limits
75-35-4	1,1-DICHLOROETHENE	10	9.66	1		97	75 - 126%
71-43-2	BENZENE	10	9.36	1		94	82 - 122%
79-01-6	TRICHLOROETHENE	10	10.3	1		103	82 - 121%
108-88-3	TOLUENE	10	9.76	1		98	83 - 121%
108-90-7	CHLOROBENZENE	10	8.95	1		89	82 - 121%

Lab ID: VL080910-3LCSD

Sample Matrix: WATER
% Moisture: N/A
Date Collected: N/A
Date Extracted: 09/10/2008
Date Analyzed: 09/10/2008
Prep Method: SW5030C

Prep Batch: VL080910-3
QCBatchID: VL080910-3-1
Run ID: VL080910-3A
Cleanup: NONE
Basis: N/A
File Name: C12185

Sample Aliquot: 10 ml
Final Volume: 10 ml
Result Units: UG/L
Clean DF: 1

CASNO	Target Analyte	Spike Added	LCSD Result	Reporting Limit	Result Qualifier	LCSD % Rec.	RPD Limit	RPD
75-35-4	1,1-DICHLOROETHENE	10	9.37	1		94	20	3
71-43-2	BENZENE	10	9.8	1		98	20	5
79-01-6	TRICHLOROETHENE	10	10.2	1		102	20	1
108-88-3	TOLUENE	10	9.26	1		93	20	5
108-90-7	CHLOROBENZENE	10	8.79	1		88	20	2

Data Package ID: *VL0809060-1*

GC/MS Volatiles

Method SW8260_25B

Laboratory Control Sample and Laboratory Control Sample Duplicate

Lab Name: **Paragon Analytics**
Work Order Number: 0809060
Client Name: URS
ClientProject ID: Prather Phase 1 Investigation

Surrogate Recovery LCS/LCSD

CASNO	Target Analyte	Spike Added	LCS % Rec.	LCS Flag	LCSD % Rec.	LCSD Flag	Control Limits
460-00-4	4-BROMOFLUOROBENZENE	25	106		99		78 - 129
1868-53-7	DIBROMOFLUOROMETHANE	25	100		90		80 - 124
2037-26-5	TOLUENE-D8	25	101		89		81 - 119

Data Package ID: *VL0809060-1*

GC/MS Volatiles

Method SW8260_25B

Matrix Spike And Matrix Spike Duplicate

Lab Name: **Paragon Analytics**
Work Order Number: 0809060
Client Name: URS
ClientProject ID: Prather Phase 1 Investigation

Field ID: PS-MW03D
LabID: 0809060-1MS

Sample Matrix: WATER
% Moisture: N/A
Date Collected: 08-Sep-08
Date Extracted: 10-Sep-08
Date Analyzed: 10-Sep-08
Prep Method: SW5030 Rev C

Prep Batch: VL080910-3
QCBatchID: VL080910-3-1
Run ID: VL080910-3A
Cleanup: NONE
Basis: As Received

Sample Aliquot: 10 ml
Final Volume: 10 ml
Result Units: UG/L
File Name: C12196

CASNO	Target Analyte	Sample Result	Samp Qual	MS Result	MS Qual	Reporting Limit	Spike Added	MS % Rec.	Control Limits
75-35-4	1,1-DICHLOROETHENE	1	U	10.4		1	10	104	75 - 126%
71-43-2	BENZENE	1	U	10		1	10	100	82 - 122%
79-01-6	TRICHLOROETHENE	1	U	10		1	10	100	82 - 121%
108-88-3	TOLUENE	1	U	9.7		1	10	97	83 - 121%
108-90-7	CHLOROBENZENE	1	U	10.1		1	10	101	82 - 121%

Field ID: PS-MW03D
LabID: 0809060-1MSD

Sample Matrix: WATER
% Moisture: N/A
Date Collected: 08-Sep-08
Date Extracted: 10-Sep-08
Date Analyzed: 10-Sep-08
Prep Method: SW5030 Rev C

Prep Batch: VL080910-3
QCBatchID: VL080910-3-1
Run ID: VL080910-3A
Cleanup: NONE
Basis: As Received

Sample Aliquot: 10 ml
Final Volume: 10 ml
Result Units: UG/L
File Name: C12197

CASNO	Target Analyte	MSD Result	MSD Qual	Spike Added	MSD % Rec.	Reporting Limit	RPD Limit	RPD
75-35-4	1,1-DICHLOROETHENE	10.6		10	106	1	20	2
71-43-2	BENZENE	10.9		10	109	1	20	8
79-01-6	TRICHLOROETHENE	11.6		10	116	1	20	15
108-88-3	TOLUENE	9.48		10	95	1	20	2
108-90-7	CHLOROBENZENE	9.68		10	97	1	20	5

Data Package ID: *VL0809060-1*

GC/MS Volatiles

Method SW8260_25B
Matrix Spike And Matrix Spike Duplicate

Lab Name: **Paragon Analytics**
Work Order Number: 0809060
Client Name: URS
ClientProject ID: Prather Phase 1 Investigation

Surrogate Recovery MS/MSD

CASNO	Target Analyte	Spike Added	MS % Rec.	MS Flag	MSD % Rec.	MSD Flag	Control Limits
460-00-4	4-BROMOFLUOROBENZENE	25	105		98		78 - 129
1868-53-7	DIBROMOFLUOROMETHANE	25	99		102		80 - 124
2037-26-5	TOLUENE-D8	25	105		93		81 - 119

Data Package ID: *VL0809060-1*

Prep Batch ID: VL080910-3

Start Date: 09/10/08
Start Time: 10:29
Prep Analyst: Tyler Knaebel

End Date: 09/10/08
End Time: 20:48

Concentration Method: NONE
Extract Method: SW5030C
Initial Volume Units: ml
Final Volume Units: ml

Batch Created By: twk
Date Created: 09/10/08
Time Created: 11:34
Validated By: twk
Date Validated: 09/11/08
Time Validated: 10:28

Comments:

10mL waters

QC Batch ID: VL080910-3-1

Lab ID	QC Type	Field ID	Matrix	Date Collected	Initial Wt/Vol	Final Wt/Vol	Cleanup Method	Cleanup DF	Order Number
VL080910-3	MB	XXXXXX	WATER	XXXXXX	10	10	NONE	1	0809060
VL080910-3	LCS	XXXXXX	WATER	XXXXXX	10	10	NONE	1	0809060
VL080910-3	LCSD	XXXXXX	WATER	XXXXXX	10	10	NONE	1	0809060
0809060-1	MS	PS-MW03D	WATER	9/8/2008	10	10	NONE	1	0809060
0809060-1	MSD	PS-MW03D	WATER	9/8/2008	10	10	NONE	1	0809060
0809060-1	SMP	PS-MW03D	WATER	9/8/2008	10	10	NONE	1	0809060
0809060-2	SMP	PS-MW03S	WATER	9/8/2008	10	10	NONE	1	0809060
0809060-3	SMP	PS-MW04D	WATER	9/8/2008	10	10	NONE	1	0809060
0809060-4	SMP	PS-MW04S	WATER	9/8/2008	10	10	NONE	1	0809060
0809060-5	SMP	PS-MW06R	WATER	9/8/2008	10	10	NONE	1	0809060
0809060-6	SMP	PS-MW05D	WATER	9/8/2008	10	10	NONE	1	0809060
0809060-7	SMP	PS-MW08S	WATER	9/8/2008	10	10	NONE	1	0809060
0809060-8	SMP	PS-MW08D	WATER	9/8/2008	10	10	NONE	1	0809060

Prep Batch ID: VL080910-3

Start Date: 09/10/08
Start Time: 10:29
Prep Analyst: Tyler Knaebel

End Date: 09/10/08
End Time: 20:48

Concentration Method: NONE
Extract Method: SW5030C
Initial Volume Units: ml
Final Volume Units: ml

Batch Created By: twk
Date Created: 09/10/08
Time Created: 11:34
Validated By: twk
Date Validated: 09/11/08
Time Validated: 10:28

Comments:

10mL waters

QC Batch ID: VL080910-3-2

Lab ID	QC Type	Field ID	Matrix	Date Collected	Initial Wt/Vol	Final Wt/Vol	Cleanup Method	Cleanup DF	Order Number
VL080910-3	MB	XXXXXX	WATER	XXXXXX	10	10	NONE	1	0809061
VL080910-3	LCS	XXXXXX	WATER	XXXXXX	10	10	NONE	1	0809061
VL080910-3	LCSD	XXXXXX	WATER	XXXXXX	10	10	NONE	1	0809061
0809061-1	SMP	XXXXXX	WATER	XXXXXX	10	10	NONE	1	0809061
0809061-11	SMP	XXXXXX	WATER	XXXXXX	10	10	NONE	1	0809061
0809061-12	SMP	XXXXXX	WATER	XXXXXX	10	10	NONE	1	0809061
0809061-14	SMP	XXXXXX	WATER	XXXXXX	10	10	NONE	1	0809061
0809061-15	SMP	XXXXXX	WATER	XXXXXX	10	10	NONE	1	0809061
0809061-16	SMP	XXXXXX	WATER	XXXXXX	10	10	NONE	1	0809061
0809061-2	SMP	XXXXXX	WATER	XXXXXX	10	10	NONE	1	0809061
0809061-3	SMP	XXXXXX	WATER	XXXXXX	10	10	NONE	1	0809061
0809061-4	SMP	XXXXXX	WATER	XXXXXX	10	10	NONE	1	0809061
0809061-6	SMP	XXXXXX	WATER	XXXXXX	10	10	NONE	1	0809061
0809061-7	SMP	XXXXXX	WATER	XXXXXX	10	10	NONE	1	0809061
0809061-8	SMP	XXXXXX	WATER	XXXXXX	10	10	NONE	1	0809061

QC Types

CAR	Carrier reference sample		DUP	Laboratory Duplicate
LCS	Laboratory Control Sample		LCSD	Laboratory Control Sample Duplicate
MB	Method Blank		MS	Laboratory Matrix Spike
MSD	Laboratory Matrix Spike Duplicate		REP	Sample replicate
SMP	Field Sample		SYS	Sample Yield Spike

5A

Volatile Organic GC/MS Tuning And Mass Calibration--Bromofluorobenzene (BFB)

Lab Name: **Paragon Analytics**
Work Order Number: 0809060
Client Name: URS
ClientProject ID: Prather Phase 1 Investigation

BFB Injection Date: 8/22/2008
BFB Injection Time: 10:40
Instrument ID: HPV3
Reported on: Thursday, September 11, 2008

Level: Low **Column:** CAP **FileID:** C11983

m/e	Ion Abundance Criteria SW8260_25B	% Relative Abundance
50	15.0 - 40.0 percent of mass 95	20.4
75	30.0 - 60.0 percent of mass 95	39.2
95	Base peak, 100 percent of relative abundance	100
96	5.0 - 9.0 percent of mass 95	6.8
173	Less than 2.0 percent of mass 174	0
174	Greater than 50.0 percent of mass 95	92.4
175	5.0 - 9.0 percent of mass 174	7.5
176	Greater than 95.0 percent < 101.0 percent of mass 174	97.3
177	5.0 - 9.0 percent of mass 176	6.8

THIS TUNE APPLIES TO THE FOLLOWING SAMPLES, MS/MSD, BLANKS, AND STANDARDS:

Client Sample ID	Lab Sample ID	Lab File ID	Date Analyzed	Time Analyzed	QC BatchID
XXXXXXX	VOC_0.5PPBCSTD	C11986	8/22/2008	11:39	VL080822-3A
XXXXXXX	VOC_1PPBCSTD	C11987	8/22/2008	12:02	VL080822-3A
XXXXXXX	VOC_2PPBCSTD	C11988	8/22/2008	12:25	VL080822-3A
XXXXXXX	VOC_5PPBCSTD	C11989	8/22/2008	12:49	VL080822-3A
XXXXXXX	VOC_15PPBCSTD	C11992	8/22/2008	13:59	VL080822-3A
XXXXXXX	VOC_20PPBCSTD	C11994	8/22/2008	14:46	VL080822-3A
XXXXXXX	VOC_35PPBCSTD	C11996	8/22/2008	15:33	VL080822-3A
XXXXXXX	VOC_10PPBCSTD	C11999	8/22/2008	16:43	VL080822-3A
XXXXXXX	VOC_50PPBCSTD	C12000	8/22/2008	17:06	VL080822-3A
XXXXXXX	VL080822-3ICVICV	C12003	8/22/2008	18:17	VL080822-3A

Data Package ID: *VL0809060-1*

5A

Volatile Organic GC/MS Tuning And Mass Calibration--Bromofluorobenzene (BFB)

Lab Name: **Paragon Analytics**
Work Order Number: 0809060
Client Name: URS
ClientProject ID: Prather Phase 1 Investigation

BFB Injection Date: 9/10/2008
BFB Injection Time: 10:29
Instrument ID: HPV3
Reported on: Thursday, September 11, 2008

Level: Low **Column:** CAP **FileID:** C12183

m/e	Ion Abundance Criteria SW8260_25B	% Relative Abundance
50	15.0 - 40.0 percent of mass 95	21
75	30.0 - 60.0 percent of mass 95	38.6
95	Base peak, 100 percent of relative abundance	100
96	5.0 - 9.0 percent of mass 95	6.5
173	Less than 2.0 percent of mass 174	0
174	Greater than 50.0 percent of mass 95	92.4
175	5.0 - 9.0 percent of mass 174	7
176	Greater than 95.0 percent < 101.0 percent of mass 174	97
177	5.0 - 9.0 percent of mass 176	6.7

THIS TUNE APPLIES TO THE FOLLOWING SAMPLES, MS/MSD, BLANKS, AND STANDARDS:

Client Sample ID	Lab Sample ID	Lab File ID	Date Analyzed	Time Analyzed	QC BatchID
XXXXXXX	VL080910-3LCS	C12184	9/10/2008	10:41	VL080910-3-1
XXXXXXX	VL080910-3LCS	C12184	9/10/2008	10:41	VL080910-3-2
XXXXXXX	CCV1CCV	C12184	9/10/2008	10:41	VL080910-3A
XXXXXXX	VL080910-3LCSD	C12185	9/10/2008	11:04	VL080910-3-1
XXXXXXX	VL080910-3LCSD	C12185	9/10/2008	11:04	VL080910-3-2
XXXXXXX	VL080910-3MB	C12187	9/10/2008	11:51	VL080910-3-1
XXXXXXX	VL080910-3MB	C12187	9/10/2008	11:51	VL080910-3-2
PS-MW03S	0809060-2	C12188	9/10/2008	12:14	VL080910-3-1
PS-MW03D	0809060-1	C12189	9/10/2008	12:38	VL080910-3-1
PS-MW04D	0809060-3	C12190	9/10/2008	13:01	VL080910-3-1
PS-MW04S	0809060-4	C12191	9/10/2008	13:24	VL080910-3-1
PS-MW06R	0809060-5	C12192	9/10/2008	13:47	VL080910-3-1
PS-MW05D	0809060-6	C12193	9/10/2008	14:11	VL080910-3-1
PS-MW08S	0809060-7	C12194	9/10/2008	14:34	VL080910-3-1
PS-MW08D	0809060-8	C12195	9/10/2008	14:57	VL080910-3-1
PS-MW03D	0809060-1MS	C12196	9/10/2008	15:21	VL080910-3-1
PS-MW03D	0809060-1MSD	C12197	9/10/2008	15:44	VL080910-3-1

Data Package ID: *VL0809060-1*

Calibration ID: 082208W
Instrument ID: HPV3
Calibration Date: 8/22/2008

Paragon Analytics

Initial Calibration Report

Analyte	FileName: / Cal LVL ID:	C11986.D 0.5	C11987.D 1	C11988.D 2	C11989.D 5	C11999.D 10	C11992.D 15	C11994.D 20	C11996.D 35	C12000.D 50	AvgR	%RSD		Curve Type	Higher Order Equation Corr	QuadTerm	LinearTerm	ConstTerm
fluorobenzene													ISTD	AvgRF				
dichlorodifluoromethane		0.5658	0.6642	0.6165	0.6039	0.6383	0.6077	0.6341	0.5546	0.5596	0.6050	6.33		AvgRF				
chloromethane		0.6626	0.7167	0.6730	0.6280	0.6672	0.6384	0.6534	0.6498	0.6363	0.6584	4.02	SPCC	AvgRF				
vinyl chloride		0.4868	0.4472	0.4328	0.4294	0.4619	0.4623	0.4566	0.4421	0.4141	0.4481	4.83	CCC	AvgRF				
bromomethane		0.2932	0.2919	0.2897	0.2857	0.3122	0.2819	0.3002	0.2891	0.2741	0.2909	3.73		AvgRF				
chloroethane		0.2446	0.2255	0.1988	0.1853	0.1905	0.1876	0.1908	0.1783	0.1680	0.1966	12.17		AvgRF				
trichlorofluoromethane		0.5449	0.6194	0.5632	0.5331	0.5901	0.5744	0.5839	0.5508	0.5303	0.5656	5.18		AvgRF				
ethanol		—	—	—	0.0019	0.0018	0.0016	0.0016	0.0016	0.0015 →	0.0017	7.80		AvgRF				
acrolein		0.0073	0.0104	0.0097	0.0088	0.0138	0.0101	0.0116	0.0128	0.0140	0.0110	20.73		quadratic	0.9973	0.000190	0.010144	0.000059
1,1,2-trichloro-1,2,2-trifluoroethane		0.3282	0.3971	0.3806	0.3748	0.4566	0.3802	0.3890	0.4121	0.4211	0.3933	9.02		AvgRF				
1,1-dichloroethene		0.3611	0.3475	0.3493	0.3379	0.3648	0.3493	0.3560	0.3525	0.3112	0.3477	4.55	CCC	AvgRF				
acetone		—	0.0122	0.0110	0.0093	0.0101	0.0101	0.0099	0.0098	0.0092	0.0102	9.64		AvgRF				
iodomethane		0.6082	0.7512	0.7561	0.7449	0.7752	0.7788	0.7645	0.7642	0.6920	0.7372	7.42		AvgRF				
carbon disulfide		1.2798	1.3309	1.3116	1.2842	1.4023	1.3471	1.3836	1.3559	1.2933	1.3320	3.29		AvgRF				
allyl chloride		0.1770	0.2204	0.1883	0.2094	0.2187	0.2067	0.2051	0.2004	0.1889	0.2017	7.21		AvgRF				
acetonitrile		—	—	0.0235	0.0250	0.0251	0.0247	0.0231	0.0206	0.0225	0.0235	6.91		AvgRF				
methylene chloride		0.3966	0.3972	0.3774	0.3820	0.3818	0.3652	0.3532	0.3465	0.3276	0.3697	6.37		AvgRF				
tert-butanol		—	—	0.0084	0.0099	0.0103	0.0107	0.0104	0.0098	0.0098	0.0099	7.53		AvgRF				
methyl tertiary butyl ether		0.4155	0.4381	0.4666	0.4581	0.4723	0.4752	0.4627	0.4679	0.4516	0.4564	4.19		AvgRF				
trans-1,2-dichloroethene		0.3639	0.3868	0.3539	0.3637	0.3976	0.3708	0.3917	0.3661	0.3625	0.3730	4.07		AvgRF				
acrylonitrile		0.0535	0.0539	0.0539	0.0541	0.0604	0.0585	0.0579	0.0567	0.0527	0.0557	4.89		AvgRF				
isopropyl ether		1.4456	1.6756	1.4738	1.4974	1.5402	1.5442	1.5612	1.3777	1.4215	1.5041	5.89		AvgRF				
vinyl acetate		—	0.5280	0.3809	0.3475	0.5013	0.3657	0.4407	0.3708	0.3878	0.4153	16.20		linear	0.9914		0.380806	0.010784
1,1-dichloroethane		0.7362	0.8488	0.7513	0.7976	0.9006	0.8139	0.8693	0.7745	0.7453	0.8042	7.28	SPCC	AvgRF				
chloroprene		0.4732	0.5200	0.5488	0.5398	0.5614	0.5668	0.5712	0.5553	0.5550	0.5435	5.61		AvgRF				
ethyl tert-butyl ether		0.7329	0.8769	0.8785	0.7919	0.9623	0.8812	0.9024	0.8884	0.7935	0.8564	8.18		AvgRF				
2,2-dichloropropane		0.4940	0.4640	0.4415	0.4410	0.4549	0.4255	0.4306	0.4220	0.3742	0.4386	7.50		AvgRF				
2-butanone		0.0932	0.0856	0.0855	0.0768	0.0835	0.0796	0.0813	0.0805	0.0696	0.0817	7.98		AvgRF				
cis-1,2-dichloroethene		0.3913	0.4172	0.4026	0.3908	0.4362	0.4121	0.4359	0.4238	0.3717	0.4091	5.35		AvgRF				
propionitrile		0.0204	0.0178	0.0176	0.0188	0.0199	0.0203	0.0196	0.0192	0.0181	0.0191	5.62		AvgRF				
methacrylonitrile		0.0526	0.0445	0.0466	0.0505	0.0569	0.0580	0.0594	0.0551	0.0539	0.0531	9.57		AvgRF				
bromochloromethane		0.1553	0.1765	0.1806	0.1694	0.1931	0.1690	0.1778	0.1699	0.1668	0.1731	6.09		AvgRF				
chloroform		0.6655	0.7137	0.6687	0.6653	0.7346	0.6588	0.7471	0.6861	0.6766	0.6907	4.76	CCC	AvgRF				
dibromofluoromethane		0.3837	0.4015	0.4203	0.3764	0.3872	0.3764	0.3941	0.3989	0.3485	0.3874	5.18	SUR	AvgRF				
1,1,1-trichloroethane		0.4561	0.5040	0.5136	0.4741	0.5429	0.5122	0.5146	0.5373	0.4716	0.5029	5.93		AvgRF				
carbon tetrachloride		0.4079	0.4536	0.4430	0.4338	0.4797	0.4734	0.4854	0.4597	0.4288	0.4517	5.70		AvgRF				
1,1-dichloropropene		0.4153	0.5522	0.5016	0.4693	0.5412	0.4912	0.5199	0.4986	0.4665	0.4951	8.43		AvgRF				
1,2-dichloroethane-d4		0.2502	0.2661	0.2565	0.2336	0.2365	0.2603	0.2473	0.2308	0.2166	0.2442	6.56	SUR	AvgRF				
isobutyl alcohol		0.0063	0.0062	0.0062	0.0061	0.0062	0.0061	0.0059	0.0056	0.0056	0.0060	4.46		AvgRF				
tert-amyl methyl ether		0.0954	0.0882	0.1057	0.0978	0.0991	0.1044	0.0948	0.1023	0.0901	0.0975	6.19		AvgRF				
benzene		1.4404	1.5359	1.4736	1.4310	1.5211	1.4829	1.4667	1.4307	1.3451	1.4586	3.87		AvgRF				
1,2-dichloroethane		0.2995	0.3378	0.3549	0.3279	0.3675	0.3295	0.3261	0.3298	0.3043	0.3308	6.50		AvgRF				
trichloroethene		0.3369	0.4484	0.4052	0.4101	0.4095	0.4111	0.4312	0.4143	0.3892	0.4062	7.59		AvgRF				
1,2-dichloropropane		0.4165	0.4452	0.4133	0.3939	0.4496	0.4240	0.4083	0.3954	0.3993	0.4161	4.88	CCC	AvgRF				
methyl methacrylate		0.0673	0.0795	0.0890	0.0908	0.0947	0.0938	0.0930	0.0871	0.0886	0.0871	9.99		AvgRF				
1,4-dioxane		—	—	—	0.0007	0.0007	0.0007	0.0008	0.0009	0.0009 →	0.0008	8.03		AvgRF				
dibromomethane		0.1883	0.2157	0.1959	0.1958	0.2132	0.1876	0.2000	0.1975	0.1970	0.1990	4.87		AvgRF				
bromodichloromethane		0.3988	0.4163	0.4243	0.4277	0.4507	0.4065	0.4415	0.4122	0.3894	0.4186	4.71		AvgRF				
2-chloroethyl vinyl ether		—	—	0.1246	0.1237	0.1362	0.1314	0.1329	0.1280	0.1302	0.1296	3.45		AvgRF				
cis-1,3-dichloropropene		0.4174	0.4398	0.4416	0.4452	0.5074	0.4633	0.4748	0.4890	0.4585	0.4597	6.01		AvgRF				
4-methyl-2-pentanone		0.1755	0.1747	0.1849	0.1800	0.1839	0.1781	0.1868	0.1719	0.1717	0.1786	3.15		AvgRF				
chlorobenzene-d5													ISTD	AvgRF				
toluene-d8		2.6529	2.5996	2.8273	2.6261	2.8384	2.6986	2.7060	2.6778	2.4957	2.6803	4.00	SUR	AvgRF				
toluene		3.7691	3.4511	3.7004	3.5139	3.9774	3.7751	3.5657	3.9728	3.6530	3.7087	5.03	CCC	AvgRF				
ethyl methacrylate		—	0.5662	0.5435	0.5815	0.6268	0.6413	0.5516	0.5984	0.5797	0.5861	5.88		AvgRF				
trans-1,3-dichloropropene		0.8677	0.7679	0.7893	0.8847	0.9831	0.9593	0.8756	0.9488	0.9034	0.8867	8.25		AvgRF				
1,1,2-trichloroethane		0.5392	0.5559	0.5096	0.5581	0.5715	0.5350	0.5165	0.5878	0.5094	0.5426	5.15		AvgRF				
tetrachloroethene		0.6684	0.7606	0.7950	0.8243	0.9225	0.8657	0.8057	0.7815	0.7885	0.8014	8.74		AvgRF				
2-hexanone		—	—	0.1066	0.1368	0.1577	0.1479	0.1385	0.1467	0.1377	0.1389	11.55		AvgRF				
1,3-dichloropropane		0.8493	0.7168	0.8293	0.9140	0.9809	0.8527	0.8807	0.8565	0.8178	0.8553	8.39		AvgRF				
dibromochloromethane		0.7782	0.7478	0.7296	0.7881	0.9269	0.8780	0.8214	0.9202	0.8321	0.8247	8.67		AvgRF				
1,2-dibromoethane		0.5612	0.5805	0.5901	0.6735	0.7416	0.7080	0.6202	0.7107	0.6561	0.6491	9.93		AvgRF				
1-chlorohexane		1.2498	1.3003	1.2024	1.3777	1.5312	1.4735	1.3129	1.3789	1.3885	1.3572	7.66		AvgRF				
chlorobenzene		2.3905	2.4001	2.3227	2.4091	2.7921	2.5273	2.4640	2.3342	2.3164	2.4396	6.10	SPCC	AvgRF				
ethylbenzene		3.7583	3.9080	3.6327	3.7974	4.5465	4.1700	4.0852	4.0219	3.8867	3.9785	6.81	CCC	AvgRF				
1,1,1,2-tetrachloroethane		0.6459	0.7134	0.7536	0.7936	0.9104	0.8137	0.7880	0.8449	0.8129	0.7863	9.69		AvgRF				
m+p-xylene		1.3050	1.5192	1.3454	1.3720	1.6368	1.4249	1.5357	1.4206	1.4266	1.4429	7.21		AvgRF				
o-xylene		1.3542	1.3390	1.4084	1.5215	1.7083	1.4826	1.4804	1.5372	1.4706	1.4780	7.49		AvgRF				

Operator: twk-sop525r12: Notes: 10mL water (source B) [illegible] 8/25/08

Calibration ID:	082208W
Instrument ID:	HPV3
Calibration Date:	8/22/2008

Paragon Analytics

Initial Calibration Report

Analyte	FileName: / Cal LVL ID:	C11986.D 0.5	C11987.D 1	C11988.D 2	C11989.D 5	C11999.D 10	C11992.D 15	C11994.D 20	C11996.D 35	C12000.D 50	AvgR	%RSD		Curve Type	Higher Order Equation Corr	QuadTerm	LinearTerm	ConstTerm
styrene		1.7928	1.8341	1.8910	2.0380	2.4950	2.2372	2.0810	2.2234	2.1251	2.0797	10.75		AvgRF				
bromoform		0.3474	0.3825	0.3516	0.4092	0.4409	0.4390	0.4167	0.4568	0.4306	0.4083	9.69	SPCC	AvgRF				
isopropylbenzene		3.2915	3.3450	3.2460	3.7248	4.1308	3.7623	3.3644	3.6463	3.2974	3.5343	8.49		AvgRF				
1,4-dichlorobenzene-d4													ISTD	AvgRF				
4-bromofluorobenzene		1.0938	1.1126	1.0189	1.0700	1.1034	1.1582	1.0864	1.0981	1.0578	1.0888	3.54	SUR	AvgRF				
1,1,2,2-tetrachloroethane		0.7595	0.8798	0.7845	0.8596	0.8572	0.8153	0.8150	0.8232	0.7780	0.8191	4.97	SPCC	AvgRF				
trans-1,4-dichloro-2-butene		0.1387	0.1890	0.1775	0.2004	0.1963	0.1949	0.1892	0.1887	0.1790	0.1837	10.05		AvgRF				
n-propylbenzene		5.6002	5.9087	5.5603	5.9446	6.3231	5.9470	5.8064	5.9356	5.7603	5.8651	3.85		AvgRF				
1,2,3-trichloropropane		0.1732	0.1412	0.1332	0.1424	0.1459	0.1470	0.1409	0.1473	0.1335	0.1450	8.15		AvgRF				
bromobenzene		0.9775	1.0536	1.0277	1.1987	1.1972	1.1152	1.0778	1.1094	1.0822	1.0933	6.65		AvgRF				
1,3,5-trimethylbenzene		3.4315	3.7664	3.6437	4.0722	4.2302	3.9983	3.6414	3.7454	3.7755	3.8116	6.48		AvgRF				
2-chlorotoluene		1.0768	1.2410	1.0935	1.2162	1.2497	1.2280	1.0928	1.1525	1.1502	1.1667	5.91		AvgRF				
4-chlorotoluene		0.9662	1.1340	0.9795	1.0688	1.1517	1.1491	1.1147	1.1252	1.0497	1.0821	6.55		AvgRF				
tert-butylbenzene		0.5223	0.5849	0.5582	0.5908	0.6213	0.5909	0.5936	0.6101	0.5857	0.5842	4.97		AvgRF				
1,2,4-trimethylbenzene		3.2112	3.5827	3.1249	3.8345	3.8880	3.7838	3.7298	3.8230	3.4348	3.6014	7.87		AvgRF				
sec-butylbenzene		4.9933	4.9903	4.6622	4.9353	5.1757	5.1842	5.0600	5.1262	4.7697	4.9885	3.58		AvgRF				
p-isopropyltoluene		3.6359	3.9121	3.6231	3.9618	4.0391	4.0122	3.8615	3.9025	3.7182	3.8518	4.06		AvgRF				
1,3-dichlorobenzene		1.8545	2.0467	1.9467	2.1865	2.1701	1.9998	1.9801	2.0309	1.9499	2.0184	5.28		AvgRF				
1,4-dichlorobenzene		1.9476	2.0951	1.7464	1.8396	1.9495	1.9584	1.8232	1.8871	1.8626	1.9010	5.29		AvgRF				
n-butylbenzene		3.5385	3.9254	3.4571	3.9758	4.1814	4.2337	3.9552	4.0908	3.9675	3.9250	6.75		AvgRF				
1,2-dichlorobenzene		1.5955	1.8194	1.5839	1.6912	1.8321	1.7869	1.7579	1.6791	1.6429	1.7099	5.47		AvgRF				
hexachloroethane		0.5003	0.6135	0.6465	0.6906	0.7241	0.7614	0.7164	0.7385	0.7208	0.6791	11.98		AvgRF				
1,2-dibromo-3-chloropropane		—	0.0832	0.0800	0.0975	0.1016	0.0915	0.0973	0.0960	0.0983	0.0932	8.29		AvgRF				
1,2,4-trichlorobenzene		0.8402	0.9492	1.0177	1.0772	1.1989	1.1385	1.1071	1.0808	1.1278	1.0597	10.30		AvgRF				
hexachlorobutadiene		0.6198	0.7871	0.6951	0.6883	0.7004	0.6605	0.7458	0.7360	0.6988	0.7035	6.93		AvgRF				
naphthalene		0.9874	1.0619	1.1036	1.2033	1.3034	1.2692	1.3366	1.3318	1.2576	1.2061	10.49		AvgRF				
1,2,3-trichlorobenzene		0.6896	0.8058	0.7932	0.8386	0.9256	0.8883	0.8270	0.8569	0.8072	0.8258	8.05		AvgRF				

Average RSD = 6.96

Operator: twk-sop525r12: Notes: 10mL water

mu 8/25/08

Paragon Analytics

Initial Calibration Verification

Lab Sample ID: VL080822-3ICV	**Calibration ID:** 082208W
Analysis Date: 8/22/2008	**Instrument ID:** HPV3
File Name: C12003	**Calibration Date:** 8/22/2008

		Analyte	AvgRF	CCRF	Expected Conc.	Found Conc.	%Dev. or % Drift	%Diff (Area)	RT Dev.	Curve Type
1)	ISTD	fluorobenzene						2.9	0.003	AvgRF
2)		dichlorodifluoromethane	0.6050	0.5584			-7.7		-0.004	AvgRF
3)	SPCC	chloromethane	0.6584	0.6277			-4.7		0.000	AvgRF
4)	CCC	vinyl chloride	0.4481	0.4354			-2.8		0.005	AvgRF
5)		bromomethane	0.2909	0.3004			3.3		0.001	AvgRF
6)		chloroethane	0.1966	0.1799			-8.5		0.000	AvgRF
7)		trichlorofluoromethane	0.5656	0.5857			3.6		0.004	AvgRF
8)		ethanol	0.0017	0.0014			-16.2		0.000	AvgRF
9)		acrolein			100.000	114.21	14.2		-0.005	quadratic
10)		1,1,2-trichloro-1,2,2-trifluoroethane	0.3933	0.4641			18.0		-0.003	AvgRF
11)	CCC	1,1-dichloroethene	0.3477	0.3408			-2.0		-0.001	AvgRF
12)		acetone	0.0102	0.0093			-8.7		-0.003	AvgRF
13)		iodomethane	0.7372	0.7166			-2.8		0.000	AvgRF
14)		carbon disulfide	1.3320	1.3485			1.2		0.004	AvgRF
15)		allyl chloride	0.2017	0.1987			-1.5		-0.004	AvgRF
16)		acetonitrile	0.0235	0.0225			-4.2		-0.004	AvgRF
17)		methylene chloride	0.3697	0.3406			-7.9		0.002	AvgRF
18)		tert-butanol	0.0099	0.0089			-9.6		0.002	AvgRF
19)		methyl tertiary butyl ether	0.4564	0.4215			-7.7		0.001	AvgRF
20)		trans-1,2-dichloroethene	0.3730	0.3722			-0.2		-0.001	AvgRF
21)		acrylonitrile	0.0557	0.0531			-4.7		-0.001	AvgRF
22)		isopropyl ether	1.5041	1.3682			-9.0		0.000	AvgRF
23)		vinyl acetate			10.000	9.49	-5.1		0.002	linear
24)	SPCC	1,1-dichloroethane	0.8042	0.8011			-0.4		0.002	AvgRF
25)		chloroprene	0.5435	0.5716			5.2		0.000	AvgRF
26)		ethyl tert-butyl ether	0.8564	0.8855			3.4		-0.004	AvgRF
27)		2,2-dichloropropane	0.4386	0.3831			-12.7		0.003	AvgRF
28)		2-butanone	0.0817	0.0752			-8.0		0.001	AvgRF
29)		cis-1,2-dichloroethene	0.4091	0.4140			1.2		-0.003	AvgRF
30)		propionitrile	0.0191	0.0183			-4.1		0.001	AvgRF
31)		methacrylonitrile	0.0531	0.0554			4.4		-0.001	AvgRF
32)		bromochloromethane	0.1731	0.1658			-4.3		-0.001	AvgRF
33)	CCC	chloroform	0.6907	0.6554			-5.1		0.002	AvgRF
35)		1,1,1-trichloroethane	0.5029	0.5223			3.9		-0.002	AvgRF
36)		carbon tetrachloride	0.4517	0.4609			2.0		-0.002	AvgRF
37)		1,1-dichloropropene	0.4951	0.4867			-1.7		-0.004	AvgRF
39)		isobutyl alcohol	0.0060	0.0050			-16.9		0.000	AvgRF
40)		tert-amyl methyl ether	0.0975	0.0984			0.9		-0.001	AvgRF
41)		benzene	1.4586	1.4597			0.1		0.005	AvgRF
42)		1,2-dichloroethane	0.3308	0.3361			1.6		-0.003	AvgRF
43)		trichloroethene	0.4062	0.4005			-1.4		0.002	AvgRF
44)	CCC	1,2-dichloropropane	0.4161	0.3865			-7.1		-0.002	AvgRF
45)		methyl methacrylate	0.0871	0.0830			-4.7		-0.002	AvgRF
46)		1,4-dioxane	0.0008	0.0007			-11.1		0.000	AvgRF
47)		dibromomethane	0.1990	0.2005			0.8		0.002	AvgRF
48)		bromodichloromethane	0.4186	0.4094			-2.2		0.003	AvgRF
49)		2-chloroethyl vinyl ether	0.1296	0.1324			2.2		0.003	AvgRF
50)		cis-1,3-dichloropropene	0.4597	0.4392			-4.5		0.001	AvgRF
51)		4-methyl-2-pentanone	0.1786	0.1699			-4.9		0.000	AvgRF
52)	ISTD	chlorobenzene-d5						9.3	-0.004	AvgRF
54)	CCC	toluene	3.7087	3.7000			-0.2		0.000	AvgRF
55)		ethyl methacrylate	0.5861	0.5290			-9.8		0.002	AvgRF
56)		trans-1,3-dichloropropene	0.8867	0.7967			-10.1		0.002	AvgRF
57)		1,1,2-trichloroethane	0.5426	0.5164			-4.8		0.005	AvgRF
58)		tetrachloroethene	0.8014	0.7444			-7.1		0.001	AvgRF
59)		2-hexanone	0.1389	0.1269			-8.6		-0.001	AvgRF
60)		1,3-dichloropropane	0.8553	0.7807			-8.7		0.005	AvgRF
61)		dibromochloromethane	0.8247	0.8088			-1.9		0.001	AvgRF
62)		1,2-dibromoethane	0.6491	0.6059			-6.7		0.001	AvgRF
63)		1-chlorohexane	1.3572	1.2605			-7.1		0.002	AvgRF
64)	SPCC	chlorobenzene	2.4396	2.3218			-4.8		0.002	AvgRF
65)	CCC	ethylbenzene	3.9785	3.5528			-10.7		0.002	AvgRF
66)		1,1,1,2-tetrachloroethane	0.7863	0.7791			-0.9		-0.004	AvgRF

Operator: twk-sop525r12: Source A m 8/25/08

Paragon Analytics

Initial Calibration Verification

Lab Sample ID:	VL080822-3ICV	**Calibration ID:**	082208W
Analysis Date:	8/22/2008	**Instrument ID:**	HPV3
File Name:	C12003	**Calibration Date:**	8/22/2008

		Analyte	AvgRF	CCRF	Expected Conc.	Found Conc.	%Dev. or % Drift	%Diff (Area)	RT Dev.	Curve Type
67)		m+p-xylene	1.4429	1.4283			-1.0		0.004	AvgRF
68)		o-xylene	1.4780	1.4357			-2.9		0.003	AvgRF
69)		styrene	2.0797	2.0399			-1.9		0.001	AvgRF
70)	SPCC	bromoform	0.4083	0.4032			-1.3		-0.001	AvgRF
71)		isopropylbenzene	3.5343	3.5605			0.7		0.001	AvgRF
72)	ISTD	1,4-dichlorobenzene-d4						2.1	-0.001	AvgRF
75)	SPCC	1,1,2,2-tetrachloroethane	0.8191	0.7874			-3.9		-0.002	AvgRF
76)		trans-1,4-dichloro-2-butene	0.1837	0.1927			4.8		-0.004	AvgRF
77)		n-propylbenzene	5.8651	5.8386			-0.5		-0.004	AvgRF
78)		1,2,3-trichloropropane	0.1450	0.1383			-4.6		0.004	AvgRF
79)		bromobenzene	1.0933	1.0989			0.5		0.002	AvgRF
80)		1,3,5-trimethylbenzene	3.8116	3.7692			-1.1		-0.002	AvgRF
81)		2-chlorotoluene	1.1667	1.1630			-0.3		0.004	AvgRF
82)		4-chlorotoluene	1.0821	1.0952			1.2		0.004	AvgRF
83)		tert-butylbenzene	0.5842	0.5854			0.2		0.001	AvgRF
84)		1,2,4-trimethylbenzene	3.6014	3.5709			-0.8		0.003	AvgRF
85)		sec-butylbenzene	4.9885	5.0259			0.7		0.005	AvgRF
86)		p-isopropyltoluene	3.8518	3.8745			0.6		-0.003	AvgRF
87)		1,3-dichlorobenzene	2.0184	2.0758			2.8		-0.005	AvgRF
88)		1,4-dichlorobenzene	1.9010	1.8701			-1.6		-0.003	AvgRF
89)		n-butylbenzene	3.9250	4.0681			3.6		0.004	AvgRF
90)		1,2-dichlorobenzene	1.7099	1.6331			-4.5		0.004	AvgRF
91)		hexachloroethane	0.6791	0.6815			0.3		-0.004	AvgRF
92)		1,2-dibromo-3-chloropropane	0.0932	0.1000			7.3		0.005	AvgRF
93)		1,2,4-trichlorobenzene	1.0597	1.1006			3.9		0.002	AvgRF
94)		hexachlorobutadiene	0.7035	0.7134			1.4		0.004	AvgRF
95)		naphthalene	1.2061	1.2495			3.6		-0.003	AvgRF
96)		1,2,3-trichlorobenzene	0.8258	0.8376			1.4		-0.001	AvgRF

Operator: twk-sop525r12:

m 8/25/08

Paragon Analytics

Continuing Calibration Verification

Lab Sample ID:	VL080910-3CCV	**Calibration ID:**	082208W
Analysis Date:	9/10/2008	**Instrument ID:**	HPV3
File Name:	C12184	**Calibration Date:**	8/22/2008

		Analyte	AvgRF	CCRF	Expected Conc.	Found Conc.	%Dev. or % Drift	%Diff (Area)	RT Dev.	Curve Type
1)	ISTD	fluorobenzene						0.6	0.000	AvgRF
2)		dichlorodifluoromethane	0.6050	0.6166			1.9		-0.004	AvgRF
3)	SPCC	chloromethane	0.6584	0.6697			1.7		0.001	AvgRF
4)	CCC	vinyl chloride	0.4481	0.4646			3.7		0.005	AvgRF
5)		bromomethane	0.2909	0.2785			-4.3		0.002	AvgRF
6)		chloroethane	0.1966	0.1874			-4.7		0.000	AvgRF
7)		trichlorofluoromethane	0.5656	0.5796			2.5		0.001	AvgRF
10)		1,1,2-trichloro-1,2,2-trifluoroethane	0.3933	0.4129			5.0		0.004	AvgRF
11)	CCC	1,1-dichloroethene	0.3477	0.3358			-3.4		-0.004	AvgRF
12)		acetone	0.0102	0.0103			1.5		0.004	AvgRF
13)		iodomethane	0.7372	0.6745			-8.5		0.000	AvgRF
14)		carbon disulfide	1.3320	1.3050			-2.0		-0.004	AvgRF
17)		methylene chloride	0.3697	0.3650			-1.3		-0.001	AvgRF
19)		methyl tertiary butyl ether	0.4564	0.4691			2.8		0.001	AvgRF
20)		trans-1,2-dichloroethene	0.3730	0.3713			-0.4		0.001	AvgRF
23)		vinyl acetate			10.000	9.04	-9.6		0.002	linear
24)	SPCC	1,1-dichloroethane	0.8042	0.8074			0.4		-0.002	AvgRF
27)		2,2-dichloropropane	0.4386	0.4830			10.1		0.003	AvgRF
28)		2-butanone	0.0817	0.0812			-0.7		-0.003	AvgRF
29)		cis-1,2-dichloroethene	0.4091	0.3969			-3.0		-0.003	AvgRF
32)		bromochloromethane	0.1731	0.1669			-3.6		-0.004	AvgRF
33)	CCC	chloroform	0.6907	0.6487			-6.1		-0.002	AvgRF
35)		1,1,1-trichloroethane	0.5029	0.5212			3.6		0.000	AvgRF
36)		carbon tetrachloride	0.4517	0.4465			-1.1		-0.001	AvgRF
37)		1,1-dichloropropene	0.4951	0.5076			2.5		-0.003	AvgRF
41)		benzene	1.4586	1.3649			-6.4		-0.005	AvgRF
42)		1,2-dichloroethane	0.3308	0.3214			-2.9		-0.001	AvgRF
43)		trichloroethene	0.4062	0.4179			2.9		0.002	AvgRF
44)	CCC	1,2-dichloropropane	0.4161	0.4308			3.5		-0.001	AvgRF
47)		dibromomethane	0.1990	0.1968			-1.1		0.003	AvgRF
48)		bromodichloromethane	0.4186	0.4267			1.9		0.003	AvgRF
50)		cis-1,3-dichloropropene	0.4597	0.4791			4.2		0.002	AvgRF
51)		4-methyl-2-pentanone	0.1786	0.1883			5.4		-0.004	AvgRF
52)	ISTD	chlorobenzene-d5						7.8	-0.004	AvgRF
54)	CCC	toluene	3.7087	3.6197			-2.4		-0.004	AvgRF
56)		trans-1,3-dichloropropene	0.8867	0.8917			0.6		0.003	AvgRF
57)		1,1,2-trichloroethane	0.5426	0.5068			-6.6		-0.005	AvgRF
58)		tetrachloroethene	0.8014	0.7739			-3.4		0.001	AvgRF
59)		2-hexanone	0.1389	0.1424			2.5		-0.005	AvgRF
60)		1,3-dichloropropane	0.8553	0.8406			-1.7		-0.005	AvgRF
61)		dibromochloromethane	0.8247	0.7866			-4.6		0.002	AvgRF
62)		1,2-dibromoethane	0.6491	0.6373			-1.8		-0.004	AvgRF
63)		1-chlorohexane	1.3572	1.2728			-6.2		0.002	AvgRF
64)	SPCC	chlorobenzene	2.4396	2.1829			-10.5		-0.003	AvgRF
65)	CCC	ethylbenzene	3.9785	3.5837			-9.9		0.003	AvgRF
66)		1,1,1,2-tetrachloroethane	0.7863	0.7661			-2.6		-0.003	AvgRF
67)		m+p-xylene	1.4429	1.4751			2.2		0.005	AvgRF
68)		o-xylene	1.4780	1.4996			1.5		0.003	AvgRF
69)		styrene	2.0797	2.1610			3.9		0.001	AvgRF
70)	SPCC	bromoform	0.4083	0.3803			-6.9		0.000	AvgRF
71)		isopropylbenzene	3.5343	3.4022			-3.7		0.002	AvgRF
72)	ISTD	1,4-dichlorobenzene-d4						2.0	0.000	AvgRF
75)	SPCC	1,1,2,2-tetrachloroethane	0.8191	0.7586			-7.4		-0.002	AvgRF
77)		n-propylbenzene	5.8651	5.7220			-2.4		-0.004	AvgRF
78)		1,2,3-trichloropropane	0.1450	0.1341			-7.5		0.004	AvgRF
79)		bromobenzene	1.0933	1.0909			-0.2		0.002	AvgRF
80)		1,3,5-trimethylbenzene	3.8116	3.4951			-8.3		-0.001	AvgRF
81)		2-chlorotoluene	1.1667	1.0739			-8.0		0.005	AvgRF
82)		4-chlorotoluene	1.0821	1.0601			-2.0		0.005	AvgRF
83)		tert-butylbenzene	0.5842	0.5588			-4.3		-0.005	AvgRF
84)		1,2,4-trimethylbenzene	3.6014	3.5172			-2.3		0.003	AvgRF
85)		sec-butylbenzene	4.9885	4.9749			-0.3		-0.005	AvgRF
86)		p-isopropyltoluene	3.8518	3.6861			-4.3		0.001	AvgRF

Operator: twk-sop525r12:

m 9/10/08

Paragon Analytics

Continuing Calibration Verification

Lab Sample ID:	VL080910-3CCV	**Calibration ID:**	082208W
Analysis Date:	9/10/2008	**Instrument ID:**	HPV3
File Name:	C12184	**Calibration Date:**	8/22/2008

	Analyte	AvgRF	CCRF	Expected Conc.	Found Conc.	%Dev. or % Drift	%Diff (Area)	RT Dev.	Curve Type
87)	1,3-dichlorobenzene	2.0184	1.9805			-1.9		0.000	AvgRF
88)	1,4-dichlorobenzene	1.9010	1.8921			-0.5		-0.002	AvgRF
89)	n-butylbenzene	3.9250	3.9091			-0.4		0.004	AvgRF
90)	1,2-dichlorobenzene	1.7099	1.6299			-4.7		0.004	AvgRF
92)	1,2-dibromo-3-chloropropane	0.0932	0.0856			-8.2		-0.001	AvgRF
93)	1,2,4-trichlorobenzene	1.0597	1.1133			5.1		0.003	AvgRF
94)	hexachlorobutadiene	0.7035	0.7417			5.4		-0.001	AvgRF
95)	naphthalene	1.2061	1.3747			14.0		-0.003	AvgRF
96)	1,2,3-trichlorobenzene	0.8258	0.8700			5.4		-0.005	AvgRF

Nickname Filters

8260_25
8260_25Full

Operator: twk-sop525r12:

m 9/10/08

8A

Volatile Internal Standard Area Summary

Lab Name: Paragon Analytics
Date Analyzed: 9/10/2008
Work Order Number: 0809060
Time Analyzed: 10:41
Client Name: URS
ClientProject ID: Prather Phase 1 Investigation
Reported on: Thursday, September 11, 2008

Instrument ID: HPV3
Lab File ID: C12184

	IS1		IS2		IS3		IS4		IS5		IS6	
	Area	RT	Area	RT	Area	RT	Area	RT	Area	RT	Area	RT
12 Hour STD	1906380	9.37	709865	12.51	560779	14.52						
Upper Limit	3812760	9.87	1419730	13.0	1121558	15.0						
Lower Limit	953190	8.87	354933	12.0	280390	14.0						
Lab Sample ID												
VL080910-3LCS	1906380	9.37	709865	12.51	560779	14.52						
VL080910-3LCSD	2007619	9.37	744543	12.51	583277	14.52						
VL080910-3MB	2007529	9.37	692481	12.51	580981	14.52						
0809060-2	1921725	9.37	657200	12.51	576747	14.52						
0809060-1	1835051	9.37	717510	12.51	551784	14.52						
0809060-3	1758874	9.38	706696	12.51	566062	14.52						
0809060-4	1850947	9.37	662780	12.51	562201	14.52						
0809060-5	1863562	9.37	732889	12.51	525569	14.52						
0809060-6	1890107	9.37	629489	12.51	544900	14.52						
0809060-7	1781401	9.37	708506	12.51	548361	14.52						
0809060-8	1842141	9.37	699372	12.51	545586	14.52						
0809060-1MS	1804667	9.37	663059	12.51	552915	14.52						
0809060-1MSD	1704968	9.37	719144	12.51	568834	14.52						

Shaded values exceed established area count limits.

LIMS Version: 6.189A

Upper Limit = + 100 percent of internal standard area.

Lower Limit = - 50 percent of internal standard area.

Supporting Raw Data

GCMS Volatile Instrument Run Log - HPV3
Paragon Analytics, Inc.

Sequence Name: C:\HPCHEM\1\SEQUENCE\082208.S
Comment: HPV3: 10mL un-htd purge: Serial Number 2749A 00096
Data Path: C:\HPchem\1\DATA\082208\
Operator:twk-sop525r12: Analysis Date: 08/22/08 mc
Istd\Surr ID's (1.27655uL): ST080822-1 \ ST080822-2 Standard ID's: ST080805-4 / ST080822-3 / ST080804-30,-31,-33 (Source B)
Logbook Number: 3095 purge time: 7 min. desorb time & temp.: 1 min. @ 250° C

Vial	DataFile	Method	Sample Name	Dil.	Samp. Amt.	RA?	pH<2?	HS?	Comment
1	C11979	082208W	BLANK	1	10mL	NO	NA	NA	
2	C11980	082208W	BLANK						
3	C11981	082208W	PRIME						
4	C11982	082208W	BLANK						
100	C11983	BFB	BFB-TUNE1		1µL				mc 8/25/08 ~~ST080822~~ ST080811-2 (injection @ 10:40)
1	C11984	082208W	BLANK		10 mL				
2	C11985	082208W	BLANK						
3	C11986	082208W	VOC_0.5ppb_CSTD						1.25mL (of 20ppb) to 50mL
4	C11987	082208W	VOC_1ppb_CSTD						2.5mL
5	C11988	082208W	VOC_2ppb_CSTD						5mL
6	C11989	082208W	VOC_5ppb_CSTD						12.5mL
7	C11990	082208W	VOC_10ppb_CSTD			YES			no spikes added
8	C11991	082208W	BLANK			NO			
9	C11992	082208W	VOC_15ppb_CSTD						15µL each to 50mL
10	C11993	082208W	BLANK						
11	C11994	082208W	VOC_20ppb_ISDEF						40µL each (Source B) to 100mL F.V.
12	C11995	082208W	BLANK						
13	C11996	082208W	VOC_35ppb_CSTD						35µL each to 50mL
14	C11997	082208W	BLANK						
15	C11998	082208W	BLANK						
16	C11999	082208W	VOC_10ppb_CSTD						10µL each to 50mL
17	C12000	082208W	VOC_50ppb_CSTD						50µL each to 50mL
18	C12001	082208W	BLANK						
19	C12002	082208W	BLANK						
20	C12003	082208W	VL080822-3ICS						Source A: ST080804-14 / ST080728-3,-4,-5 / ST080921-1
21	C12004	082208W	VL080822-3LCSD						20µL-each to 100mL
22	C12005	082208W	BLANK						
23	C12006	082208W	VL080822-MB						
24	C12007	082208W	0808162-4				YES	NO	
25	C12008	082208W	0808162-6						
26	C12009	082208W	0808162-3						
27	C12010	082208W	0808162-5						
28	C12011	082208W	0808162-10						
29	C12012	082208W	0808162-2					YES<pea	
30	C12013	082208W	0808162-7 5X	5	10mL/50mL			YES<pea	
31	C12014	082208W	0808162-8 2X	2	25mL/50mL			YES<pea	(injection @ 22:34)

GCMS Volatile Instrument Run Log - HPV3
Paragon Analytics, Inc.

Sequence Name: C:\HPCHEM\1\SEQUENCE\091008.S
Comment: HPV3: 10mL un-htd purge: Serial Number 2749A 00096
Data Path: C:\HPchem\1\DATA\091008\
Operator:twk-sop525r12: Analysis Date: 09/10/08 [illegible]
Istd\Surr ID's (1.27655uL): ST080822-1 \ ST080822-2 Standard ID's: ST080908-1,-2,-3,-4 / ST080910-1
Logbook Number: 3095 purge time: 7 min. desorb time & temp.: 1 min. @ 250° C

Vial	DataFile	Method	Sample Name	Dil.	Samp. Amt.	RA?	pH<2?	HS?	Comment
1	C12179	082208W	BLANK	1	10 mL	NO	NA	NA	
2	C12180	082208W	BLANK						
3	C12181	082208W	BLANK						
4	C12182	082208W	PRIME						
100	C12183	BFB	BFB-TUNE1		1µL				ST080611-2 injection @ 10:29
5	C12184	082208W	VL080910-3CCS		10 mL				20µL each to 100mL
6	C12185	082208W	VL080910-3LCSD						
7	C12186	082208W	BLANK						
8	C12187	082208W	VL080910-3MB						Methylene Chloride @ 0.35 ppb
9	C12188	082208W	0809060-2				YES	NO	
10	C12189	082208W	0809060-1						
11	C12190	082208W	0809060-3						
12	C12191	082208W	0809060-4						
13	C12192	082208W	0809060-5						
14	C12193	082208W	0809060-6						
15	C12194	082208W	0809060-7						
16	C12195	082208W	0809060-8						
17	C12196	082208W	0809060-1MS						ST080908-1 / ST080910-1 (20µL each) to 100mL
18	C12197	082208W	0809060-1MSD						
19	C12198	082208W	BLANK				NA	NA	
20	C12199	082208W	0809061-2				YES	NO	
21	C12200	082208W	0809061-3						
22	C12201	082208W	0809061-7						
23	C12202	082208W	0809061-8						
24	C12203	082208W	0809061-11						
25	C12204	082208W	0809061-12						
26	C12205	082208W	0809061-15						
27	C12206	082208W	0809061-16						
28	C12207	082208W	0809061-4						
29	C12208	082208W	0809061-6				pH~2.5		
30	C12209	082208W	0809061-14				YES		
31	C12210	082208W	0809061-1				YES		injection @ 20:48

Calibration Raw Data

BFB

Data File : C:\HPCHEM\1\DATA\082208\C11983.D
Acq On : 22 Aug 2008 10:40
Sample : BFB-TUNE1
Misc : 50ng 4-BFB (1uL direct inj.)
MS Integration Params: ettics.p
Method : C:\HPCHEM\1\METHODS\082208W.M (RTE Integrator)
Title : GC/MS Volatiles (S.O.P. 525)

Vial: 100
Operator: twk-sop525r12
Inst : CSS Instr
Multiplr: 1.00

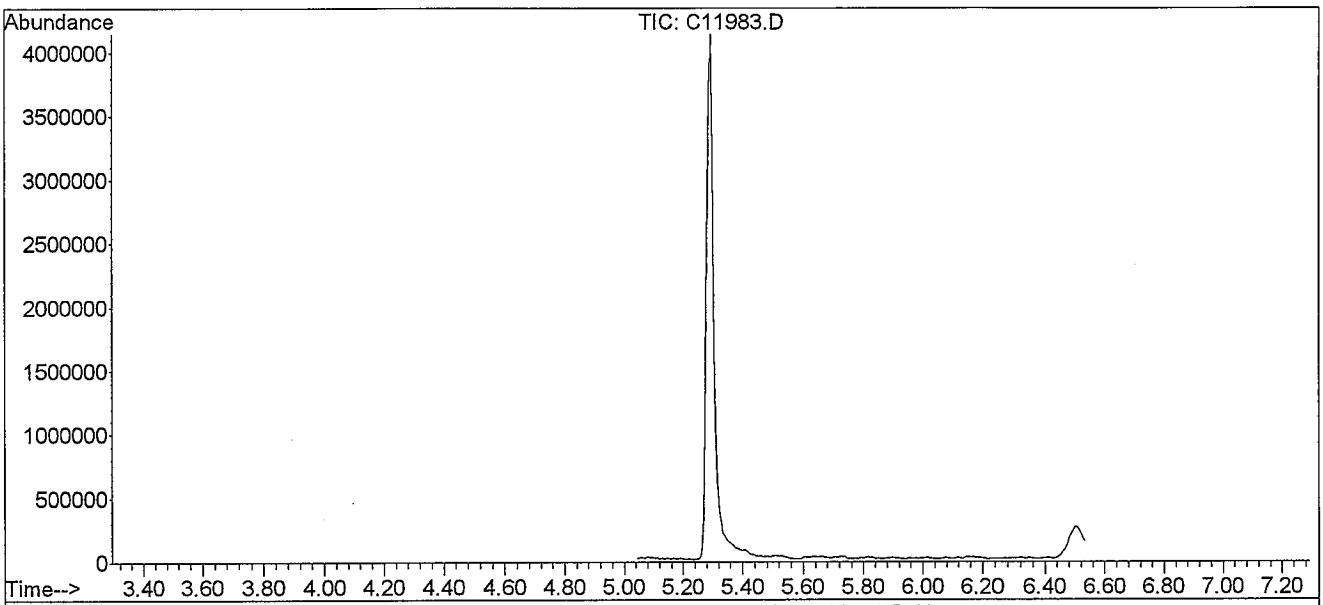

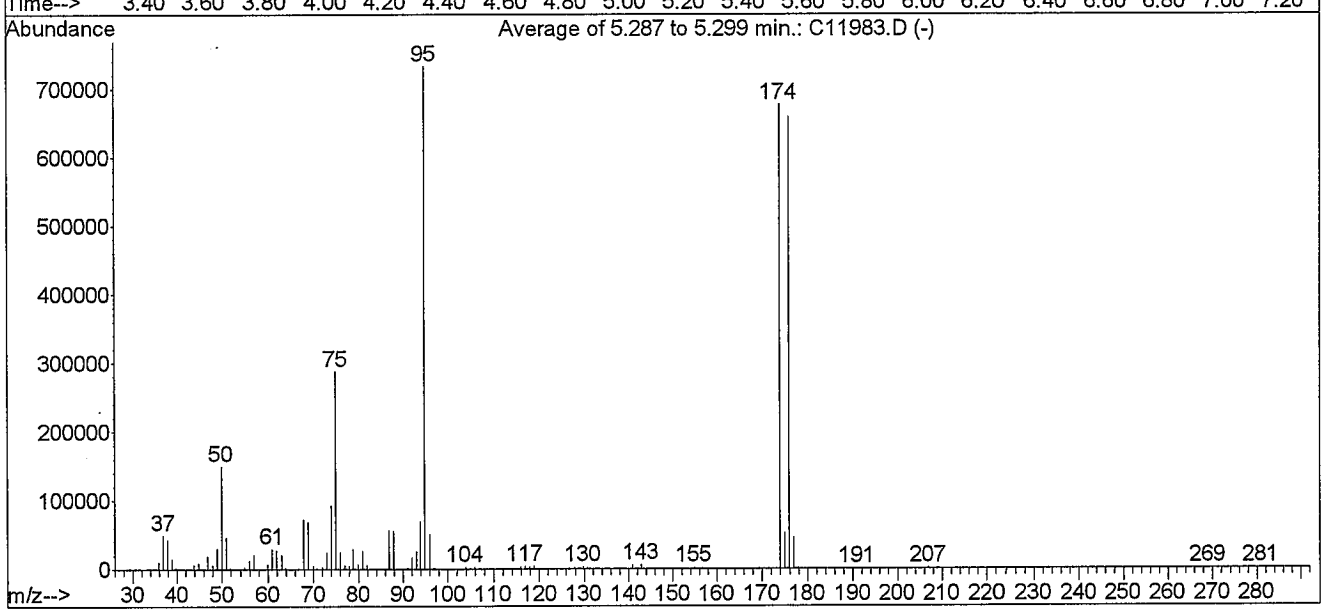

AutoFind: Scans 41, 42, 43; Background Corrected with Scan 33

Target Mass	Rel. to Mass	Lower Limit%	Upper Limit%	Rel. Abn%	Raw Abn	Result Pass/Fail
50	95	15	40	20.4	149613	PASS
75	95	30	60	39.2	287397	PASS
95	95	100	100	100.0	733461	PASS
96	95	5	9	6.8	50123	PASS
173	174	0.00	2	0.0	0	PASS
174	95	50	100	92.4	677419	PASS
175	174	5	9	7.5	50997	PASS
176	174	95	101	97.3	659349	PASS
177	176	5	9	6.8	44528	PASS

mw 8/25/08

C11983.D 082208W.M Fri Aug 22 15:55:04 2008

Quantitation Report (QT Reviewed)

Data File : C:\HPCHEM\1\DATA\082208\C11986.D Vial: 3
Acq On : 22 Aug 2008 11:39 Operator: twk-sop525r12:
Sample : VOC_0.5ppb_CSTD Inst : CSS Instr
Misc : 10mL water (source B) Multiplr: 1.00
MS Integration Params: ettics.p
Quant Time: Aug 22 12:31 2008 Quant Results File: 082208W.RES

Quant Method : C:\HPCHEM\1\METHODS\082208W.M (RTE Integrator)
Title : GC/MS Volatiles (S.O.P. 525)
Last Update : Fri Aug 22 12:28:09 2008
Response via : Initial Calibration
DataAcq Meth : 082208W

Internal Standards	R.T.	QIon	Response	Conc Units	Dev(Min)
1) Fluorobenzene	9.36	96	1926296	25.00 ppb	0.00
52) Chlorobenzene-d5	12.50	82	665398	25.00 ppb	0.00
72) 1,4-Dichlorobenzene-d4	14.51	152	546411	25.00 ppb	0.00
System Monitoring Compounds					
34) Dibromofluoromethane	8.55	113	739113	23.71 ppb	0.00
Spiked Amount 25.000	Range 80 - 124		Recovery = 94.84%		
38) 1,2-dichloroethane-d4	9.02	65	482030	23.82 ppb	-0.01
Spiked Amount 25.000	Range 62 - 139		Recovery = 95.28%		
53) Toluene-d8	11.05	98	1765221	24.26 ppb	-0.01
Spiked Amount 25.000	Range 81 - 119		Recovery = 97.04%		
73) 4-Bromofluorobenzene	13.54	95	597676	23.02 ppb	-0.01
Spiked Amount 25.000	Range 78 - 129		Recovery = 92.08%		

Target Compounds						Qvalue
2) Dichlorodifluoromethane	3.42	85	21797	0.43 ppb		98
3) Chloromethane	3.74	50	25529	0.46 ppb		91
4) Vinyl chloride	3.91	62	18755	0.49 ppb		86
5) Bromomethane	4.47	96	11295	0.47 ppb		97
6) Chloroethane	4.60	64	9424	0.57 ppb	#	69
7) Trichlorofluoromethane	4.93	101	20994	0.44 ppb		96
8) Ethanol	0.00	45	0	N.D. d		
9) Acrolein	5.60	56	2825	2.61 ppb	#	34
10) 1,1,2-Trichloro-1,2,2-trif	5.60	101	12645	0.40 ppb		90
11) 1,1-Dichloroethene	5.68	96	13910	0.51 ppb		86
12) Acetone	0.00	58	0	N.D. d		
13) Iodomethane	5.95	142	23430	0.39 ppb		98
14) Carbon Disulfide	6.04	76	49299	0.45 ppb		91
15) Allyl chloride	6.16	76	6819	0.47 ppb	#	82
16) Acetonitrile	6.22	41	11437	6.36 ppb	#	74
17) Methylene chloride	6.36	84	15279	0.46 ppb		88
18) tert-Butanol	0.00	59	0	N.D. d		
19) Methyl-t-butyl-ether	6.62	73	32012	0.92 ppb	#	86
20) trans-1,2-Dichloroethene	6.66	96	14021	0.48 ppb		70
21) Acrylonitrile	6.72	53	20621	4.67 ppb		85
22) Isopropyl ether	7.19	45	55694	0.46 ppb	#	90
23) Vinyl Acetate	0.00	43	0	N.D. d		
24) 1,1-Dichloroethane	7.23	63	28362	0.45 ppb		83
25) Chloroprene	7.32	53	18230m	0.46 ppb		
26) Ethyl tert-butyl ether	7.63	59	28234	0.44 ppb	#	85
27) 2,2-Dichloropropane	7.95	77	19033	0.52 ppb		94
28) 2-Butanone	0.00	43	0	N.D. d		
29) cis-1,2-Dichloroethene	7.98	96	15077	0.48 ppb		76
30) Propionitrile	8.14	54	7875	5.55 ppb	#	71
31) Methacrylonitrile	0.00	67	0	N.D. d		
32) Bromochloromethane	8.31	128	5982m	0.48 ppb		
33) Chloroform	8.34	83	25639	0.46 ppb		81
35) 1,1,1-Trichloroethane	8.59	97	17572	0.43 ppb		91
36) Carbon tetrachloride	8.76	117	15715	0.53 ppb		87
37) 1,1-Dichloropropene	8.79	75	15998	0.41 ppb		86
39) Isobutyl alcohol	0.00	43	0	N.D. d		
40) tert-Amyl methyl ether	0.00	87	0	N.D. d		
41) Benzene	9.04	78	55494	0.50 ppb	#	79
42) 1,2-Dichloroethane	9.12	62	11537	0.44 ppb	#	75
43) Trichloroethene	9.77	95	12981	0.42 ppb		82

(#) = qualifier out of range (m) = manual integration

m 8/25/08

Quantitation Report (QT Reviewed)

Data File : C:\HPCHEM\1\DATA\082208\C11986.D Vial: 3
Acq On : 22 Aug 2008 11:39 Operator: twk-sop525r12:
Sample : VOC_0.5ppb_CSTD Inst : CSS Instr
Misc : 10mL water (source B) Multiplr: 1.00
MS Integration Params: ettics.p
Quant Time: Aug 22 12:31 2008 Quant Results File: 082208W.RES

Quant Method : C:\HPCHEM\1\METHODS\082208W.M (RTE Integrator)
Title : GC/MS Volatiles (S.O.P. 525)
Last Update : Fri Aug 22 12:28:09 2008
Response via : Initial Calibration
DataAcq Meth : 082208W

	Compound	R.T.	QIon	Response	Conc Unit		Qvalue
44)	1,2-Dichloropropane	10.07	63	16045	0.48 ppb	#	94
45)	Methyl methacrylate	10.08	69	2593	0.37 ppb	#	32
46)	1,4-Dioxane	0.00	88	0	N.D.		
47)	Dibromomethane	10.21	93	7254	0.46 ppb		82
48)	Bromodichloromethane	10.34	83	15365	0.46 ppb		96
49)	2-Chloroethyl vinyl ether	10.62	63	4138	0.40 ppb	#	70
50)	cis-1,3-Dichloropropene	10.81	75	16080	0.43 ppb		96
51)	4-Methyl-2-Pentanone	10.92	43	27040	1.72 ppb	#	88
54)	Toluene	11.13	91	50159	0.52 ppb		93
55)	Ethyl methacrylate	0.00	69	0	N.D. d		
56)	trans-1,3-Dichloropropene	11.37	75	11547	0.47 ppb		76
57)	1,1,2-Trichloroethane	11.57	83	7175	0.50 ppb		77
58)	Tetrachloroethene	11.67	164	8895	0.44 ppb		81
59)	2-Hexanone	11.76	58	4432	1.12 ppb	#	62
60)	1,3-Dichloropropane	11.75	76	11302	0.50 ppb		93
61)	Dibromochloromethane	11.96	129	10356	0.50 ppb		82
62)	1,2-Dibromoethane	12.11	107	7469	0.45 ppb		86
63)	1-Chlorohexane	12.41	91	16629	0.50 ppb		96
64)	Chlorobenzene	12.53	112	31813	0.52 ppb		87
65)	Ethylbenzene	12.57	91	50015	0.47 ppb		86
66)	1,1,1,2-Tetrachloroethane	12.60	131	8595	0.43 ppb		96
67)	m,p-Xylene	12.67	106	34733	0.95 ppb		77
68)	o-Xylene	13.04	106	18022	0.48 ppb		72
69)	Styrene	13.07	104	23859	0.44 ppb		91
70)	Bromoform	13.29	173	4623	0.47 ppb	#	69
71)	Isopropylbenzene	13.34	105	43803	0.48 ppb		86
74)	1,1,2,2-Tetrachloroethane	13.64	83	8300	0.44 ppb	#	77
75)	trans-1,4-Dichloro-2-buten	13.69	53	1516	0.36 ppb	#	54
76)	n-Propylbenzene	13.69	91	61200	0.45 ppb		95
77)	1,2,3-Trichloropropane	13.72	110	1893	0.62 ppb	#	1
78)	Bromobenzene	13.70	156	10682	0.44 ppb		81
79)	1,3,5-Trimethylbenzene	13.82	105	37500	0.46 ppb		97
80)	2-Chlorotoluene	13.82	126	11767	0.48 ppb		92
81)	4-Chlorotoluene	13.93	126	10559	0.44 ppb		95
82)	tert-Butylbenzene	14.10	134	5708	0.46 ppb		59
83)	1,2,4-Trimethylbenzene	14.15	105	35093	0.45 ppb		99
84)	sec-Butylbenzene	14.28	105	54568	0.49 ppb		97
85)	p-Isopropyltoluene	14.38	119	39734	0.48 ppb		97
86)	1,3-Dichlorobenzene	14.46	146	20266	0.47 ppb		83
87)	1,4-Dichlorobenzene	14.53	146	21284	0.53 ppb	#	75
88)	n-Butylbenzene	14.73	91	38669	0.43 ppb		95
89)	1,2-Dichlorobenzene	14.87	146	17436	0.48 ppb		93
90)	Hexachloroethane	15.06	201	5467	0.45 ppb	#	79
91)	1,2-Dibromo-3-chloropropan	0.00	157	0	N.D. d		
92)	1,2,4-Trichlorobenzene	16.32	180	9182	0.41 ppb		90
93)	Hexachlorobutadiene	16.38	225	6773	0.46 ppb	#	67
94)	Naphthalene	16.63	128	10791	0.42 ppb		100
95)	1,2,3-Trichlorobenzene	16.88	180	7536	0.45 ppb	#	78

(#) = qualifier out of range (m) = manual integration

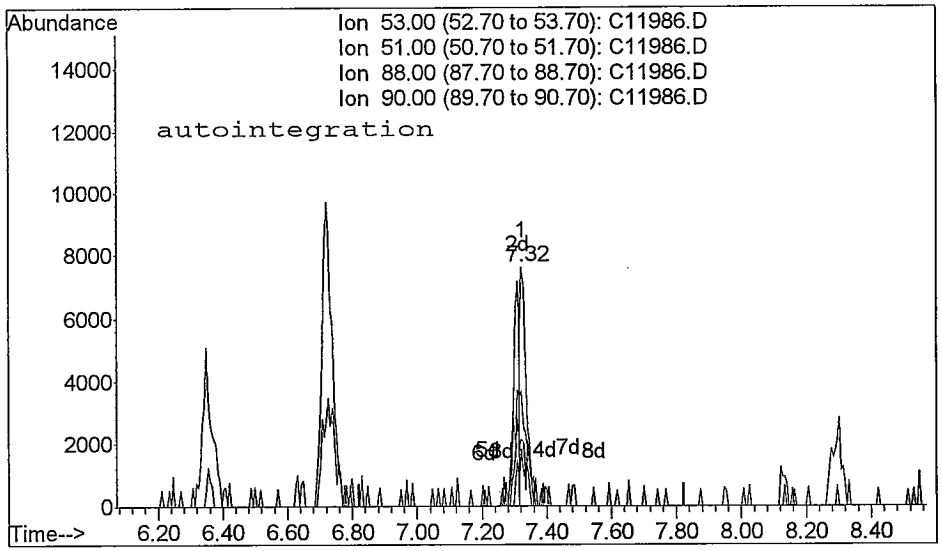

TIC: C11986.D

(25) Chloroprene
7.32min 0.22ppb
response 8800

Ion	Exp%	Act%
53.00	100	100
51.00	24.70	27.96
88.00	50.20	36.03#
90.00	16.50	23.91#

Reason for manual re-integration?

[] missed peak assignment

[] peak saturation (detector shutdown)

[] over-integrated peak's area

[x] under-integrated peak's area

[] other (_____)

initials: mu date: 8/25/08

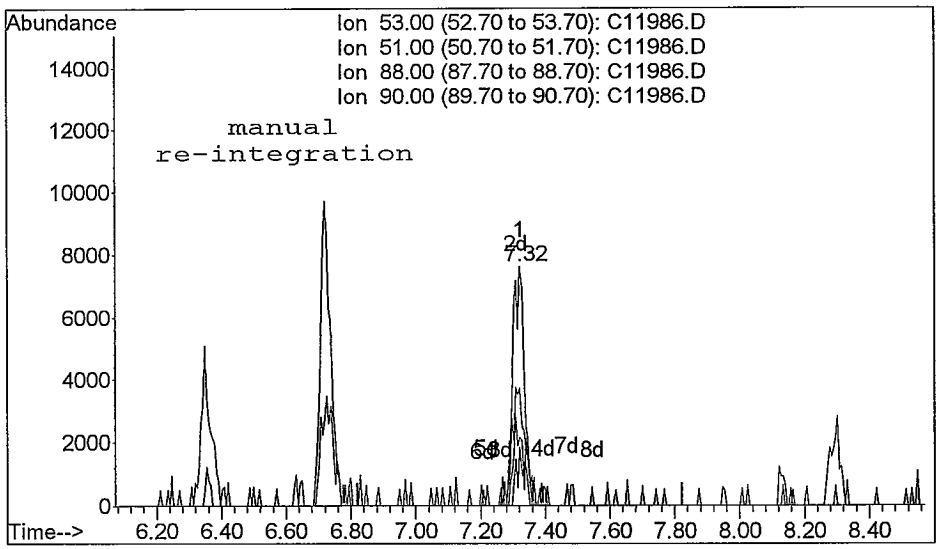

TIC: C11986.D

(25) Chloroprene
7.32min 0.46ppb m
response 18230

Ion	Exp%	Act%
53.00	100	100
51.00	24.70	27.96
88.00	50.20	48.35
90.00	16.50	23.91#

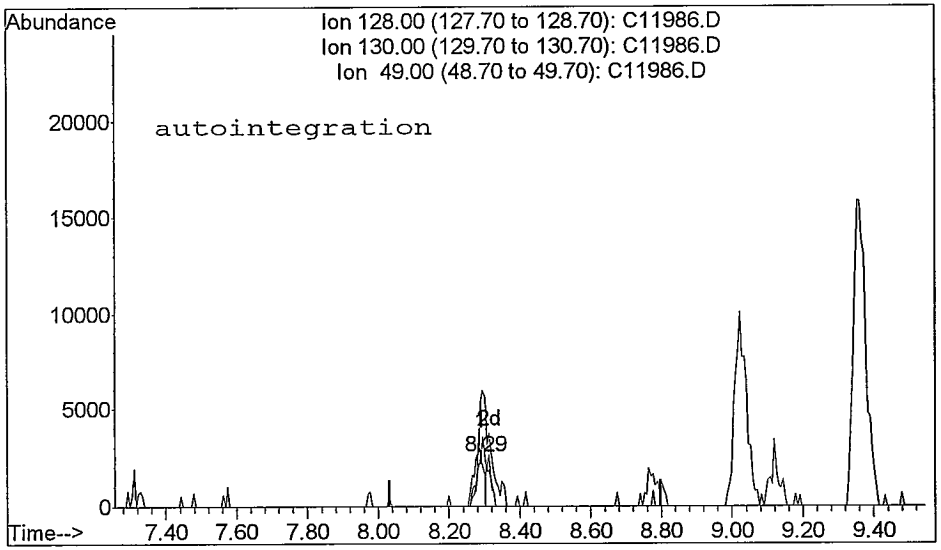

TIC: C11986.D

(32) Bromochloromethane (M)
8.29min 0.30ppb
response 3758

Ion	Exp%	Act%
128.00	100	100
130.00	123.10	84.43
49.00	224.20	215.89
0.00	0.00	0.00

Reason for manual re-integration?

[] missed peak assignment

[] peak saturation (detector shutdown)

[] over-integrated peak's area

[✓] under-integrated peak's area

[] other (_____)

initials: m date: 8 / 25 / 08

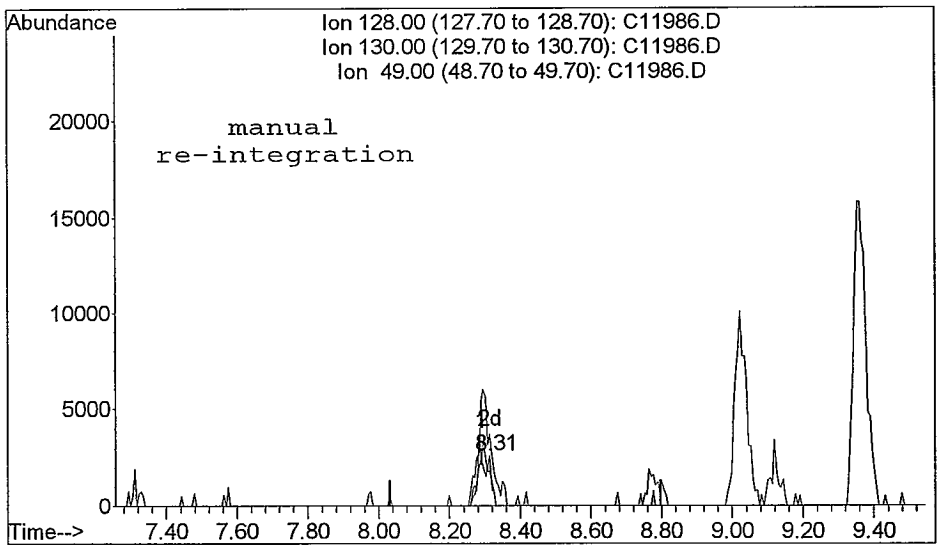

TIC: C11986.D

(32) Bromochloromethane (M)
8.31min 0.48ppb m
response 5982

Ion	Exp%	Act%
128.00	100	100
130.00	123.10	70.78#
49.00	224.20	143.41
0.00	0.00	0.00

Quantitation Report

Data File : C:\HPCHEM\1\DATA\082208\C11986.D Vial: 3
Acq On : 22 Aug 2008 11:39 Operator: twk-sop525r12:
Sample : VOC_0.5ppb_CSTD Inst : CSS Instr
Misc : 10mL water (source B) Multiplr: 1.00
MS Integration Params: ettics.p
Quant Time: Aug 22 12:31 2008 Quant Results File: 082208W.RES

Method : C:\HPCHEM\1\METHODS\082208W.M (RTE Integrator)
Title : GC/MS Volatiles (S.O.P. 525)
Last Update : Fri Aug 22 12:28:09 2008
Response via : Initial Calibration



Quantitation Report (QT Reviewed)

Data File : C:\HPCHEM\1\DATA\082208\C11987.D
Acq On : 22 Aug 2008 12:02
Sample : VOC_1ppb_CSTD
Misc : 10mL water (source B)
MS Integration Params: ettics.p
Quant Time: Aug 22 12:34 2008

Vial: 4
Operator: twk-sop525r12:
Inst : CSS Instr
Multiplr: 1.00
Quant Results File: 082208W.RES

Quant Method : C:\HPCHEM\1\METHODS\082208W.M (RTE Integrator)
Title : GC/MS Volatiles (S.O.P. 525)
Last Update : Fri Aug 22 12:32:31 2008
Response via : Initial Calibration
DataAcq Meth : 082208W

Internal Standards	R.T.	QIon	Response	Conc	Units	Dev(Min)
1) Fluorobenzene	9.36	96	1765241	25.00	ppb	0.00
52) Chlorobenzene-d5	12.50	82	664171	25.00	ppb	0.00
72) 1,4-Dichlorobenzene-d4	14.51	152	509719	25.00	ppb	0.00
System Monitoring Compounds						
34) Dibromofluoromethane	8.55	113	708661	24.98	ppb	0.00
Spiked Amount 25.000	Range 80 - 124		Recovery = 99.92%			
38) 1,2-dichloroethane-d4	9.02	65	469731	25.67	ppb	-0.01
Spiked Amount 25.000	Range 62 - 139		Recovery = 102.68%			
53) Toluene-d8	11.05	98	1726559	23.83	ppb	-0.01
Spiked Amount 25.000	Range 81 - 119		Recovery = 95.32%			
73) 4-Bromofluorobenzene	13.54	95	567090	23.67	ppb	0.00
Spiked Amount 25.000	Range 78 - 129		Recovery = 94.68%			

Target Compounds							Qvalue
2) Dichlorodifluoromethane	3.42	85	46899	1.04	ppb		92
3) Chloromethane	3.74	50	50607	1.01	ppb		97
4) Vinyl chloride	3.92	62	31579	0.90	ppb		88
5) Bromomethane	4.47	96	20610	0.96	ppb		79
6) Chloroethane	4.60	64	15925	1.03	ppb		92
7) Trichlorofluoromethane	4.94	101	43739	1.01	ppb		81
8) Ethanol	5.20	45	4778	46.65	ppb	#	39
9) Acrolein	5.59	56	7345	7.68	ppb	#	68
10) 1,1,2-Trichloro-1,2,2-trif	5.60	101	28040	0.99	ppb		88
11) 1,1-Dichloroethene	5.68	96	24536	0.97	ppb		95
12) Acetone	5.79	58	3446	5.00	ppb		28
13) Iodomethane	5.93	142	53042	1.01	ppb		94
14) Carbon Disulfide	6.03	76	93974	0.95	ppb	#	88
15) Allyl chloride	6.16	76	15564	1.19	ppb	#	95
16) Acetonitrile	6.22	41	20810	12.61	ppb	#	84
17) Methylene chloride	6.35	84	28044	1.00	ppb		89
18) tert-Butanol	0.00	59	0	N.D.	d		
19) Methyl-t-butyl-ether	6.62	73	61870	1.92	ppb	#	91
20) trans-1,2-Dichloroethene	6.66	96	27309	1.05	ppb		76
21) Acrylonitrile	6.72	53	38031	9.33	ppb		87
22) Isopropyl ether	7.17	45	118311	1.07	ppb		100
23) Vinyl Acetate	7.21	43	37279	0.91	ppb	#	88
24) 1,1-Dichloroethane	7.24	63	59930	1.06	ppb		88
25) Chloroprene	7.32	53	36717	1.02	ppb	#	83
26) Ethyl tert-butyl ether	7.64	59	61916	1.06	ppb	#	88
27) 2,2-Dichloropropane	7.95	77	32766	0.97	ppb		95
28) 2-Butanone	7.99	43	24166	3.93	ppb	#	87
29) cis-1,2-Dichloroethene	7.98	96	29458	1.04	ppb		82
30) Propionitrile	8.14	54	12563	9.27	ppb		97
31) Methacrylonitrile	8.28	67	3139	0.79	ppb	#	43
32) Bromochloromethane	8.30	128	12462	1.11	ppb		74
33) Chloroform	8.34	83	50393	1.00	ppb		95
35) 1,1,1-Trichloroethane	8.58	97	35584	0.95	ppb		98
36) Carbon tetrachloride	8.76	117	32025	1.15	ppb		97
37) 1,1-Dichloropropene	8.78	75	38988	1.10	ppb		93
39) Isobutyl alcohol	8.81	43	8723	21.09	ppb	#	87
40) tert-Amyl methyl ether	9.07	87	6225	0.90	ppb	#	52
41) Benzene	9.04	78	108449	1.07	ppb		93
42) 1,2-Dichloroethane	9.11	62	23855	1.00	ppb		90
43) Trichloroethene	9.76	95	31659	1.15	ppb		95

(#) = qualifier out of range (m) = manual integration

aw 8/25/08

Quantitation Report (QT Reviewed)

Data File : C:\HPCHEM\1\DATA\082208\C11987.D Vial: 4
Acq On : 22 Aug 2008 12:02 Operator: twk-sop525r12:
Sample : VOC_1ppb_CSTD Inst : CSS Instr
Misc : 10mL water (source B) Multiplr: 1.00
MS Integration Params: ettics.p
Quant Time: Aug 22 12:34 2008 Quant Results File: 082208W.RES

Quant Method : C:\HPCHEM\1\METHODS\082208W.M (RTE Integrator)
Title : GC/MS Volatiles (S.O.P. 525)
Last Update : Fri Aug 22 12:32:31 2008
Response via : Initial Calibration
DataAcq Meth : 082208W

	Compound	R.T.	QIon	Response	Conc Unit		Qvalue
44)	1,2-Dichloropropane	10.07	63	31432	1.02 ppb	#	81
45)	Methyl methacrylate	10.08	69	5612	0.92 ppb	#	38
46)	1,4-Dioxane	0.00	88	0	N.D. d		
47)	Dibromomethane	10.22	93	15228	1.07 ppb		86
48)	Bromodichloromethane	10.33	83	29394	0.96 ppb		97
49)	2-Chloroethyl vinyl ether	10.61	63	4776m	0.50 ppb		
50)	cis-1,3-Dichloropropene	10.81	75	31054	0.90 ppb		96
51)	4-Methyl-2-Pentanone	10.93	43	49338	3.47 ppb	#	88
54)	Toluene	11.12	91	91686	0.95 ppb		94
55)	Ethyl methacrylate	11.35	69	15042	1.01 ppb	#	74
56)	trans-1,3-Dichloropropene	11.37	75	20402	0.82 ppb		93
57)	1,1,2-Trichloroethane	11.57	83	14768	1.02 ppb		84
58)	Tetrachloroethene	11.67	164	20208	1.00 ppb		87
59)	2-Hexanone	11.76	58	9082	2.42 ppb		93
60)	1,3-Dichloropropane	11.75	76	19044	0.84 ppb		86
61)	Dibromochloromethane	11.96	129	19867	0.95 ppb		85
62)	1,2-Dibromoethane	12.11	107	15422	0.95 ppb		94
63)	1-Chlorohexane	12.42	91	34546	1.04 ppb		90
64)	Chlorobenzene	12.53	112	63763	1.05 ppb		95
65)	Ethylbenzene	12.57	91	103822	0.98 ppb		96
66)	1,1,1,2-Tetrachloroethane	12.59	131	18954	0.96 ppb		92
67)	m,p-Xylene	12.67	106	80719	2.20 ppb		83
68)	o-Xylene	13.04	106	35574	0.95 ppb		97
69)	Styrene	13.07	104	48726	0.90 ppb		97
70)	Bromoform	13.29	173	10161	1.03 ppb	#	86
71)	Isopropylbenzene	13.34	105	88867	0.96 ppb		96
74)	1,1,2,2-Tetrachloroethane	13.64	83	17939	1.02 ppb		85
75)	trans-1,4-Dichloro-2-buten	13.68	53	3853	1.02 ppb	#	31
76)	n-Propylbenzene	13.69	91	120472	0.96 ppb		92
77)	1,2,3-Trichloropropane	13.72	110	2878	0.96 ppb	#	1
78)	Bromobenzene	13.69	156	21482	0.97 ppb		85
79)	1,3,5-Trimethylbenzene	13.82	105	76792	1.02 ppb		92
80)	2-Chlorotoluene	13.82	126	25303	1.10 ppb		74
81)	4-Chlorotoluene	13.92	126	23121	1.04 ppb		95
82)	tert-Butylbenzene	14.11	134	11925	1.04 ppb		88
83)	1,2,4-Trimethylbenzene	14.15	105	73047	1.01 ppb		81
84)	sec-Butylbenzene	14.28	105	101745	0.97 ppb		96
85)	p-Isopropyltoluene	14.38	119	79762	1.04 ppb		98
86)	1,3-Dichlorobenzene	14.46	146	41730	1.06 ppb		93
87)	1,4-Dichlorobenzene	14.53	146	42717	1.14 ppb	#	78
88)	n-Butylbenzene	14.72	91	80034	0.97 ppb		96
89)	1,2-Dichlorobenzene	14.86	146	37096	1.09 ppb		94
90)	Hexachloroethane	15.06	201	12508	1.10 ppb		90
91)	1,2-Dibromo-3-chloropropan	15.56	157	1696	0.91 ppb	#	67
92)	1,2,4-Trichlorobenzene	16.32	180	19352	0.94 ppb		82
93)	Hexachlorobutadiene	16.38	225	16049	1.15 ppb		98
94)	Naphthalene	16.63	128	21650	0.91 ppb		100
95)	1,2,3-Trichlorobenzene	16.87	180	16429	1.05 ppb		96

(#) = qualifier out of range (m) = manual integration

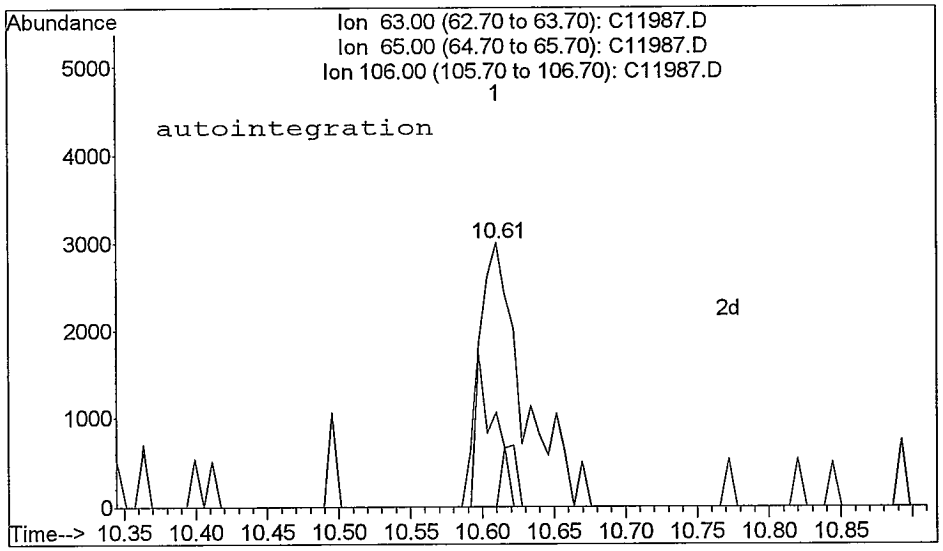

TIC: C11987.D

(49) 2-Chloroethyl vinyl ether (T)
10.61min 0.66ppb
response 6283

Ion	Exp%	Act%
63.00	100	100
65.00	36.60	35.21
106.00	20.00	0.00#
0.00	0.00	0.00

Reason for manual re-integration?

[] missed peak assignment

[] peak saturation (detector shutdown)

[X] over-integrated peak's area

[] under-integrated peak's area

[] other (_____)

initials: ML date: 8/25/08

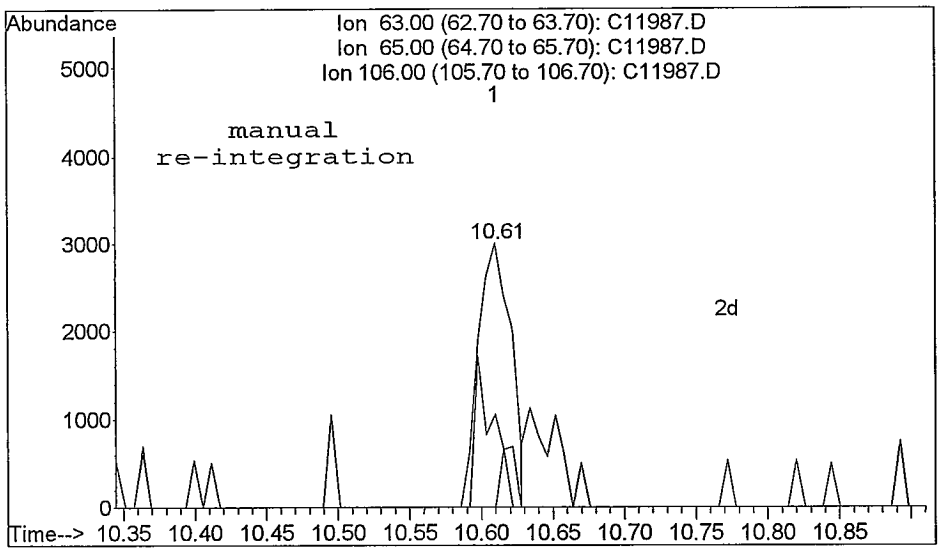

TIC: C11987.D

(49) 2-Chloroethyl vinyl ether (T)
10.61min 0.50ppb m
response 4776

Ion	Exp%	Act%
63.00	100	100
65.00	36.60	35.21
106.00	20.00	0.00#
0.00	0.00	0.00

Quantitation Report

Data File : C:\HPCHEM\1\DATA\082208\C11987.D Vial: 4
Acq On : 22 Aug 2008 12:02 Operator: twk-sop525r12:
Sample : VOC_1ppb_CSTD Inst : CSS Instr
Misc : 10mL water (source B) Multiplr: 1.00
MS Integration Params: ettics.p
Quant Time: Aug 22 12:34 2008 Quant Results File: 082208W.RES

Method : C:\HPCHEM\1\METHODS\082208W.M (RTE Integrator)
Title : GC/MS Volatiles (S.O.P. 525)
Last Update : Fri Aug 22 12:32:31 2008
Response via : Initial Calibration



Quantitation Report (QT Reviewed)

Data File : C:\HPCHEM\1\DATA\082208\C11988.D Vial: 5
Acq On : 22 Aug 2008 12:25 Operator: twk-sop525r12:
Sample : VOC_2ppb_CSTD Inst : CSS Instr
Misc : 10mL water (source B) Multiplr: 1.00
MS Integration Params: ettics.p
Quant Time: Aug 22 13:14 2008 Quant Results File: 082208W.RES

Quant Method : C:\HPCHEM\1\METHODS\082208W.M (RTE Integrator)
Title : GC/MS Volatiles (S.O.P. 525)
Last Update : Fri Aug 22 12:35:25 2008
Response via : Initial Calibration
DataAcq Meth : 082208W

Internal Standards	R.T.	QIon	Response	Conc	Units	Dev(Min)
1) Fluorobenzene	9.36	96	1869554	25.00	ppb	0.00
52) Chlorobenzene-d5	12.50	82	710901	25.00	ppb	0.00
72) 1,4-Dichlorobenzene-d4	14.51	152	563981	25.00	ppb	0.00
System Monitoring Compounds						
34) Dibromofluoromethane	8.55	113	785834	26.24	ppb	0.00
Spiked Amount 25.000	Range 80 - 124		Recovery = 104.96%			
38) 1,2-dichloroethane-d4	9.02	65	479553	24.86	ppb	-0.01
Spiked Amount 25.000	Range 62 - 139		Recovery = 99.44%			
53) Toluene-d8	11.05	98	2009955	26.22	ppb	-0.01
Spiked Amount 25.000	Range 81 - 119		Recovery = 104.88%			
73) 4-Bromofluorobenzene	13.54	95	574621	21.68	ppb	-0.01
Spiked Amount 25.000	Range 78 - 129		Recovery = 86.72%			

Target Compounds							Qvalue
2) Dichlorodifluoromethane	3.42	85	92205	1.95	ppb		91
3) Chloromethane	3.74	50	100650	1.91	ppb		94
4) Vinyl chloride	3.91	62	64737	1.78	ppb		92
5) Bromomethane	4.46	96	43330	1.94	ppb		90
6) Chloroethane	4.61	64	29726	1.85	ppb		88
7) Trichlorofluoromethane	4.92	101	84239	1.84	ppb		94
8) Ethanol	5.18	45	7222m	55.93	ppb		
9) Acrolein	5.60	56	14517	14.42	ppb		92
10) 1,1,2-Trichloro-1,2,2-trif	5.60	101	56929	1.90	ppb		86
11) 1,1-Dichloroethene	5.68	96	52247	1.98	ppb		87
12) Acetone	5.78	58	6575	8.96	ppb		69
13) Iodomethane	5.95	142	113092	2.06	ppb		96
14) Carbon Disulfide	6.03	76	196163	1.88	ppb		93
15) Allyl chloride	6.16	76	28163	1.99	ppb	#	90
16) Acetonitrile	6.22	41	35111	19.66	ppb		87
17) Methylene chloride	6.35	84	56448	1.98	ppb		93
18) tert-Butanol	0.00	59	0	N.D.	d		
19) Methyl-t-butyl-ether	6.62	73	139559	4.13	ppb		92
20) trans-1,2-Dichloroethene	6.66	96	52933	1.93	ppb		97
21) Acrylonitrile	6.72	53	80639	18.90	ppb		92
22) Isopropyl ether	7.17	45	220430	1.90	ppb	#	96
23) Vinyl Acetate	7.21	43	56967	1.33	ppb		98
24) 1,1-Dichloroethane	7.23	63	112361	1.87	ppb		95
25) Chloroprene	7.33	53	82085	2.15	ppb		97
26) Ethyl tert-butyl ether	7.63	59	131396	2.11	ppb	#	89
27) 2,2-Dichloropropane	7.97	77	66040	1.88	ppb	#	80
28) 2-Butanone	7.98	43	51171	7.98	ppb	#	87
29) cis-1,2-Dichloroethene	7.98	96	60222	2.01	ppb		79
30) Propionitrile	8.14	54	26320	18.60	ppb	#	76
31) Methacrylonitrile	8.30	67	6975	1.73	ppb		82
32) Bromochloromethane	8.29	128	27018	2.20	ppb		87
33) Chloroform	8.34	83	100012	1.88	ppb		96
35) 1,1,1-Trichloroethane	8.59	97	76823	1.96	ppb		84
36) Carbon tetrachloride	8.76	117	66254	2.20	ppb	#	92
37) 1,1-Dichloropropene	8.78	75	75027	1.99	ppb		88
39) Isobutyl alcohol	8.81	43	18542	43.43	ppb	#	78
40) tert-Amyl methyl ether	9.09	87	15802m	2.23	ppb		
41) Benzene	9.04	78	220400	2.03	ppb		96
42) 1,2-Dichloroethane	9.12	62	53078	2.11	ppb		91
43) Trichloroethene	9.76	95	60605	2.05	ppb		92

(#) = qualifier out of range (m) = manual integration

mr 8/25/08

Quantitation Report (QT Reviewed)

Data File : C:\HPCHEM\1\DATA\082208\C11988.D Vial: 5
Acq On : 22 Aug 2008 12:25 Operator: twk-sop525r12:
Sample : VOC_2ppb_CSTD Inst : CSS Instr
Misc : 10mL water (source B) Multiplr: 1.00
MS Integration Params: ettics.p
Quant Time: Aug 22 13:14 2008 Quant Results File: 082208W.RES

Quant Method : C:\HPCHEM\1\METHODS\082208W.M (RTE Integrator)
Title : GC/MS Volatiles (S.O.P. 525)
Last Update : Fri Aug 22 12:35:25 2008
Response via : Initial Calibration
DataAcq Meth : 082208W

	Compound	R.T.	QIon	Response	Conc Unit		Qvalue
44)	1,2-Dichloropropane	10.07	63	61813	1.89 ppb		98
45)	Methyl methacrylate	10.08	69	13312m	2.08 ppb		
46)	1,4-Dioxane	0.00	88	0	N.D. d		
47)	Dibromomethane	10.21	93	29303	1.94 ppb		88
48)	Bromodichloromethane	10.34	83	63458	1.97 ppb		99
49)	2-Chloroethyl vinyl ether	10.61	63	18640	1.95 ppb	#	79
50)	cis-1,3-Dichloropropene	10.81	75	66044	1.84 ppb		97
51)	4-Methyl-2-Pentanone	10.92	43	110606	7.54 ppb		94
54)	Toluene	11.13	91	210448	2.05 ppb		97
55)	Ethyl methacrylate	11.35	69	30912m	1.94 ppb		
56)	trans-1,3-Dichloropropene	11.38	75	44891	1.73 ppb		81
57)	1,1,2-Trichloroethane	11.58	83	28981	1.88 ppb		80
58)	Tetrachloroethene	11.67	164	45215	2.08 ppb		98
59)	2-Hexanone	11.75	58	24256	6.31 ppb		90
60)	1,3-Dichloropropane	11.75	76	47166	1.97 ppb		90
61)	Dibromochloromethane	11.96	129	41492	1.85 ppb		90
62)	1,2-Dibromoethane	12.11	107	33561	1.91 ppb		91
63)	1-Chlorohexane	12.42	91	68383	1.91 ppb		96
64)	Chlorobenzene	12.53	112	132096	2.01 ppb		92
65)	Ethylbenzene	12.57	91	206598	1.83 ppb		100
66)	1,1,1,2-Tetrachloroethane	12.59	131	42860	2.02 ppb		91
67)	m,p-Xylene	12.67	106	153032	3.84 ppb		100
68)	o-Xylene	13.04	106	80096	2.00 ppb		89
69)	Styrene	13.06	104	107543	1.86 ppb		94
70)	Bromoform	13.29	173	19997	1.87 ppb	#	95
71)	Isopropylbenzene	13.34	105	184609	1.86 ppb		96
74)	1,1,2,2-Tetrachloroethane	13.64	83	35395	1.83 ppb	#	91
75)	trans-1,4-Dichloro-2-buten	13.69	53	8007	1.91 ppb	#	79
76)	n-Propylbenzene	13.69	91	250872	1.81 ppb		99
77)	1,2,3-Trichloropropane	13.70	110	6009	1.82 ppb		38
78)	Bromobenzene	13.70	156	46370	1.89 ppb		93
79)	1,3,5-Trimethylbenzene	13.82	105	164400	1.95 ppb		99
80)	2-Chlorotoluene	13.82	126	49336	1.90 ppb		99
81)	4-Chlorotoluene	13.91	126	44193	1.79 ppb		98
82)	tert-Butylbenzene	14.10	134	25185	1.97 ppb		85
83)	1,2,4-Trimethylbenzene	14.15	105	140991	1.75 ppb		93
84)	sec-Butylbenzene	14.28	105	210350	1.80 ppb		99
85)	p-Isopropyltoluene	14.38	119	163470	1.91 ppb		93
86)	1,3-Dichlorobenzene	14.46	146	87830	2.01 ppb		95
87)	1,4-Dichlorobenzene	14.53	146	78794	1.87 ppb	#	86
88)	n-Butylbenzene	14.72	91	155978	1.69 ppb		98
89)	1,2-Dichlorobenzene	14.87	146	71465	1.89 ppb		90
90)	Hexachloroethane	15.06	201	29170	2.26 ppb		86
91)	1,2-Dibromo-3-chloropropan	15.56	157	3610	1.76 ppb		74
92)	1,2,4-Trichlorobenzene	16.32	180	45919	2.03 ppb		96
93)	Hexachlorobutadiene	16.39	225	31362	1.96 ppb		81
94)	Naphthalene	16.61	128	49792	1.92 ppb		100
95)	1,2,3-Trichlorobenzene	16.87	180	35786	2.07 ppb		99

(#) = qualifier out of range (m) = manual integration

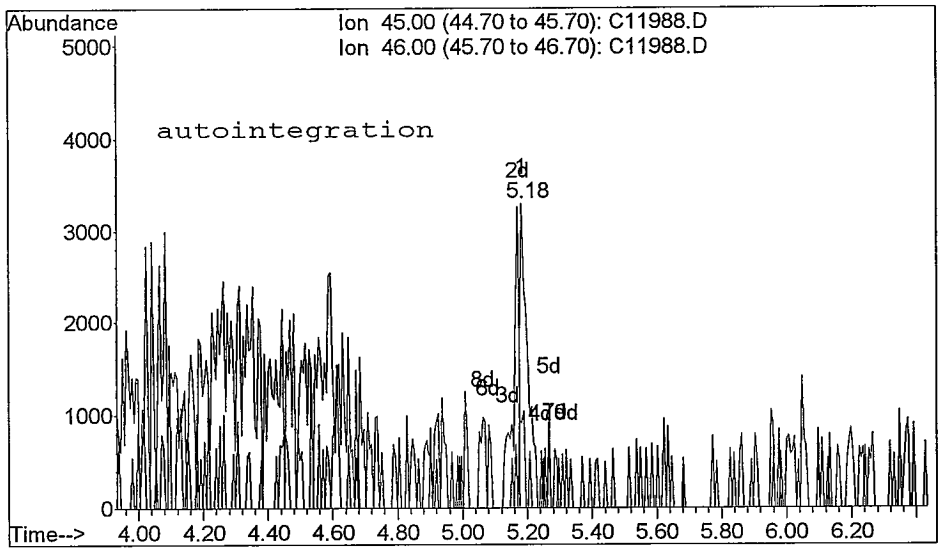

TIC: C11988.D

(8) Ethanol
5.18min 36.03ppb
response 4653

Ion	Exp%	Act%
45.00	100	100
46.00	35.80	27.67#
0.00	0.00	0.00
0.00	0.00	0.00

Reason for manual re-integration?

[] missed peak assignment

[] peak saturation (detector shutdown)

[] over-integrated peak's area

[X] under-integrated peak's area

[] other (_____)

initials: mu date: 8 / 25 / 08

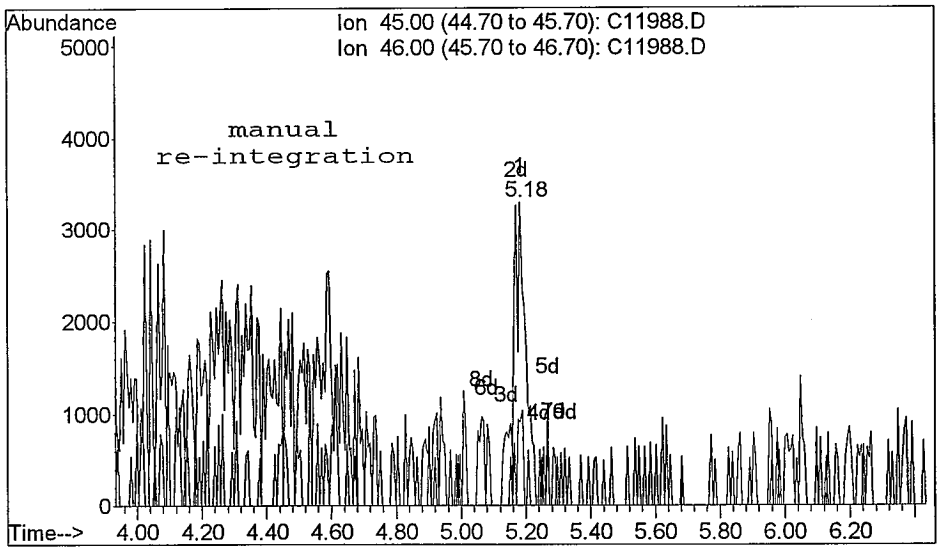

TIC: C11988.D

(8) Ethanol
5.18min 55.93ppb m
response 7222

Ion	Exp%	Act%
45.00	100	100
46.00	35.80	27.67#
0.00	0.00	0.00
0.00	0.00	0.00

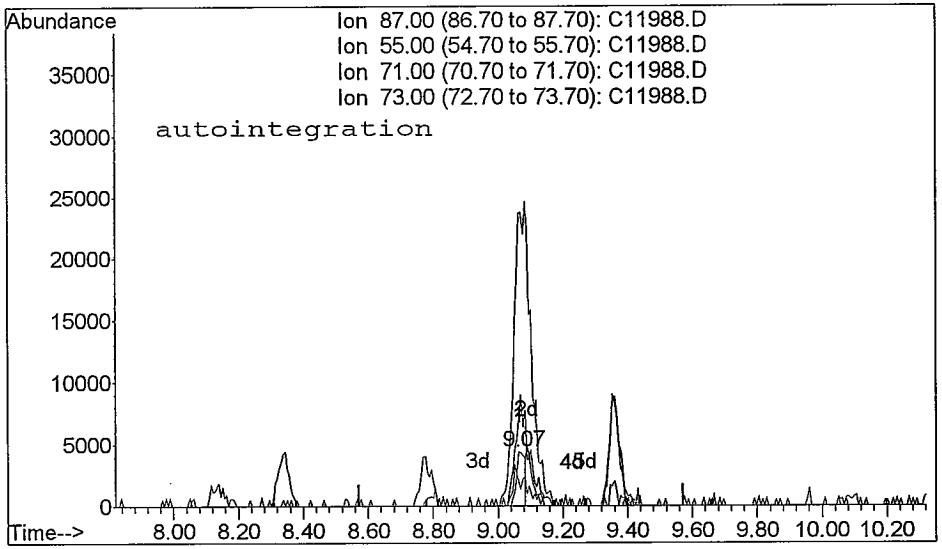

TIC: C11988.D

(40) tert-Amyl methyl ether
9.07min 1.28ppb
response 9080

Ion	Exp%	Act%
87.00	100	100
55.00	128.70	162.63#
71.00	44.60	46.22
73.00	492.50	513.15

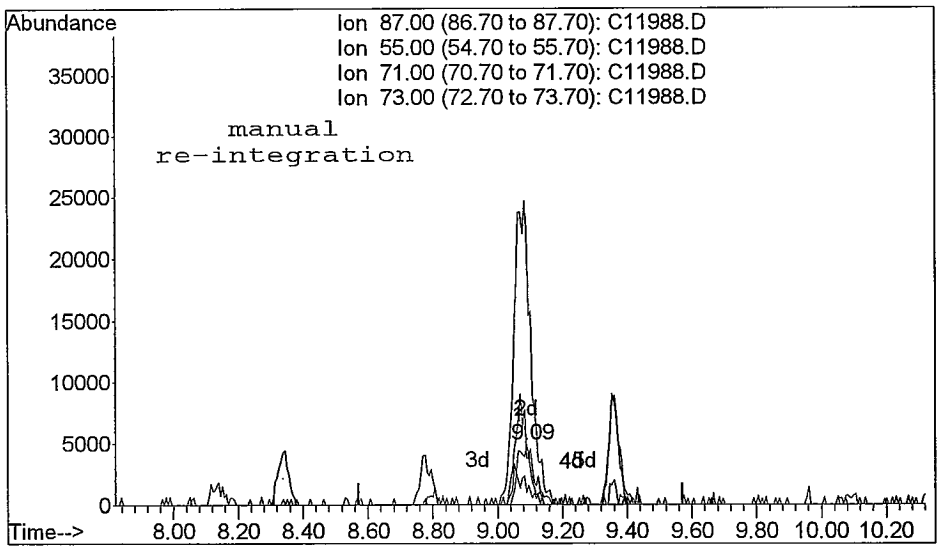

Reason for manual re-integration?

[] missed peak assignment

[] peak saturation (detector shutdown)

[] over-integrated peak's area

[X] under-integrated peak's area

[] other (_____)

initials: au date: 8/25/08

TIC: C11988.D

(40) tert-Amyl methyl ether
9.09min 2.23ppb m
response 15802

Ion	Exp%	Act%
87.00	100	100
55.00	128.70	77.58#
71.00	44.60	19.93#
73.00	492.50	459.09

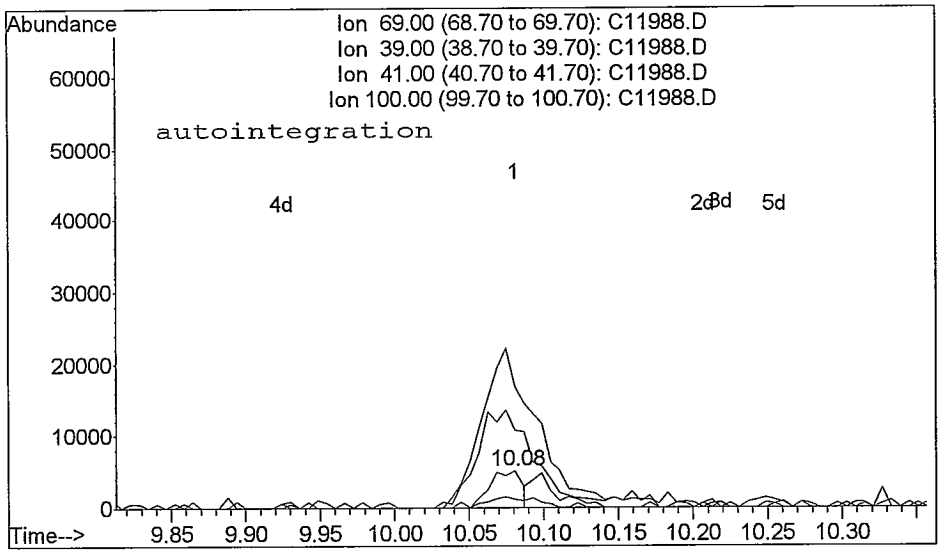

TIC: C11988.D

(45) Methyl methacrylate
10.08min 1.23ppb
response 7897

Ion	Exp%	Act%
69.00	100	100
39.00	259.00	196.57#
41.00	376.10	332.02
100.00	32.20	23.28#

Reason for manual re-integration?

[] missed peak assignment

[] peak saturation (detector shutdown)

[] over-integrated peak's area

[x] under-integrated peak's area

[] other (_____)

initials: ____ date: 8/25/08

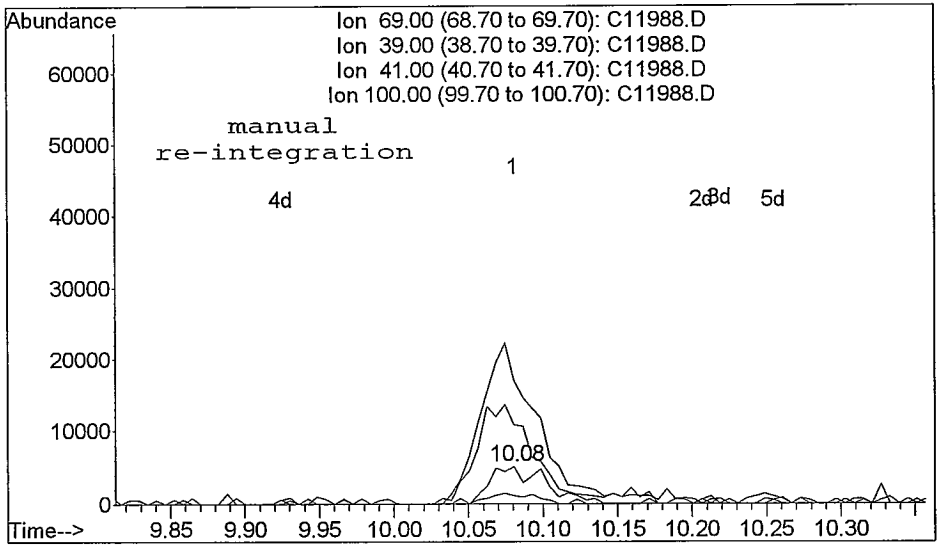

TIC: C11988.D

(45) Methyl methacrylate
10.08min 2.08ppb m
response 13312

Ion	Exp%	Act%
69.00	100	100
39.00	259.00	212.07
41.00	376.10	332.02
100.00	32.20	23.28#

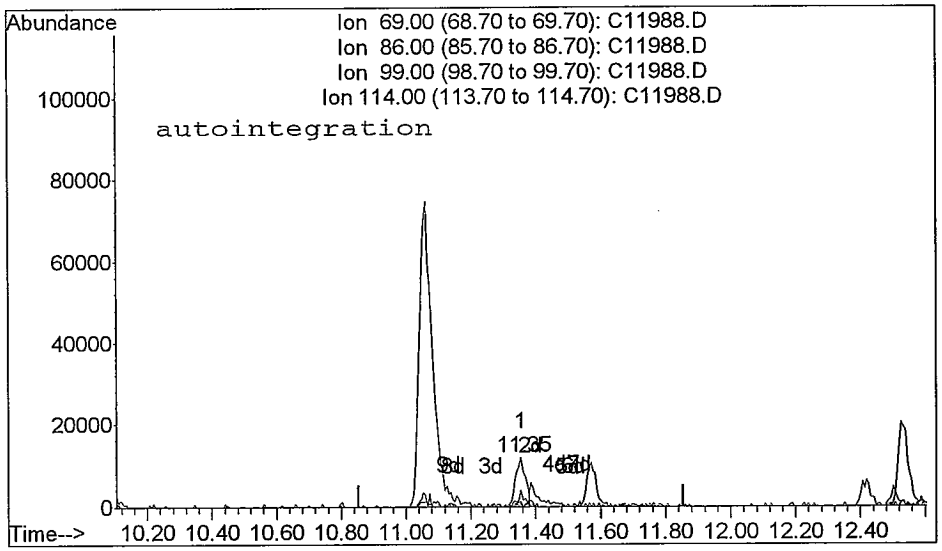

TIC: C11988.D

(55) Ethyl methacrylate (M)
11.35min 1.48ppb
response 23568

Ion	Exp%	Act%
69.00	100	100
86.00	13.10	10.01#
99.00	19.50	28.31#
114.00	2.90	6.06#

Reason for manual re-integration?

[] missed peak assignment

[] peak saturation (detector shutdown)

[] over-integrated peak's area

[X] under-integrated peak's area

[] other (_____)

initials: m date: 8 / 25 / 08

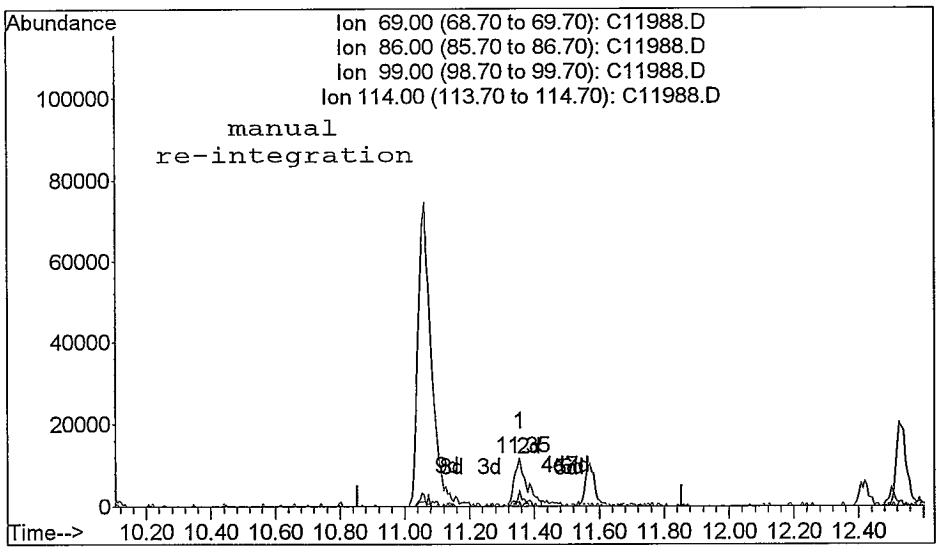

TIC: C11988.D

(55) Ethyl methacrylate (M)
11.35min 1.94ppb m
response 30912

Ion	Exp%	Act%
69.00	100	100
86.00	13.10	10.01#
99.00	19.50	32.89#
114.00	2.90	6.06#

Quantitation Report

Data File : C:\HPCHEM\1\DATA\082208\C11988.D Vial: 5
Acq On : 22 Aug 2008 12:25 Operator: twk-sop525r12:
Sample : VOC_2ppb_CSTD Inst : CSS Instr
Misc : 10mL water (source B) Multiplr: 1.00
MS Integration Params: ettics.p
Quant Time: Aug 22 13:14 2008 Quant Results File: 082208W.RES

Method : C:\HPCHEM\1\METHODS\082208W.M (RTE Integrator)
Title : GC/MS Volatiles (S.O.P. 525)
Last Update : Fri Aug 22 12:35:25 2008
Response via : Initial Calibration



Quantitation Report (QT Reviewed)

Data File : C:\HPCHEM\1\DATA\082208\C11989.D Vial: 6
Acq On : 22 Aug 2008 12:49 Operator: twk-sop525r12:
Sample : VOC_5ppb_CSTD Inst : CSS Instr
Misc : 10mL water (source B) Multiplr: 1.00
MS Integration Params: ettics.p
Quant Time: Aug 22 13:18 2008 Quant Results File: 082208W.RES

Quant Method : C:\HPCHEM\1\METHODS\082208W.M (RTE Integrator)
Title : GC/MS Volatiles (S.O.P. 525)
Last Update : Fri Aug 22 13:15:29 2008
Response via : Initial Calibration
DataAcq Meth : 082208W

Internal Standards	R.T.	QIon	Response	Conc	Units	Dev(Min)
1) Fluorobenzene	9.36	96	1914767	25.00	ppb	0.00
52) Chlorobenzene-d5	12.50	82	674152	25.00	ppb	-0.01
72) 1,4-Dichlorobenzene-d4	14.51	152	527524	25.00	ppb	0.00
System Monitoring Compounds						
34) Dibromofluoromethane	8.56	113	720689	23.28	ppb	0.00
Spiked Amount 25.000	Range 80 - 124		Recovery = 93.12%			
38) 1,2-dichloroethane-d4	9.02	65	447316	22.50	ppb	-0.01
Spiked Amount 25.000	Range 62 - 139		Recovery = 90.00%			
53) Toluene-d8	11.06	98	1770385	24.35	ppb	0.00
Spiked Amount 25.000	Range 81 - 119		Recovery = 97.40%			
73) 4-Bromofluorobenzene	13.54	95	564473	23.32	ppb	-0.01
Spiked Amount 25.000	Range 78 - 129		Recovery = 93.28%			

Target Compounds							Qvalue
2) Dichlorodifluoromethane	3.42	85	231251	4.79	ppb		97
3) Chloromethane	3.74	50	240510	4.43	ppb		99
4) Vinyl chloride	3.92	62	164459	4.46	ppb		98
5) Bromomethane	4.46	96	109418	4.78	ppb		99
6) Chloroethane	4.60	64	70944	4.34	ppb		89
7) Trichlorofluoromethane	4.93	101	204151	4.40	ppb		96
8) Ethanol	5.18	45	14415	103.83	ppb	#	39
9) Acrolein	5.59	56	33842	32.67	ppb	#	55
10) 1,1,2-Trichloro-1,2,2-trif	5.60	101	143525	4.69	ppb		97
11) 1,1-Dichloroethene	5.68	96	129403	4.79	ppb		92
12) Acetone	5.78	58	14255	18.39	ppb		82
13) Iodomethane	5.94	142	285261	5.10	ppb		96
14) Carbon Disulfide	6.03	76	491775	4.63	ppb		93
15) Allyl chloride	6.16	76	80207	5.49	ppb		81
16) Acetonitrile	6.22	41	95873	52.13	ppb	#	92
17) Methylene chloride	6.35	84	146293	5.14	ppb		90
18) tert-Butanol	6.39	59	18928	26.38	ppb	#	78
19) Methyl-t-butyl-ether	6.61	73	350876	10.05	ppb	#	91
20) trans-1,2-Dichloroethene	6.66	96	139295	4.92	ppb		93
21) Acrylonitrile	6.71	53	207242	47.39	ppb		99
22) Isopropyl ether	7.17	45	573452	4.81	ppb		98
23) Vinyl Acetate	7.20	43	133060m	3.08	ppb		
24) 1,1-Dichloroethane	7.24	63	305456	4.96	ppb		96
25) Chloroprene	7.31	53	206736	5.20	ppb		99
26) Ethyl tert-butyl ether	7.62	59	303277	4.67	ppb		95
27) 2,2-Dichloropropane	7.95	77	168883	4.73	ppb		95
28) 2-Butanone	7.98	43	117598	17.73	ppb		99
29) cis-1,2-Dichloroethene	7.98	96	149666	4.83	ppb		98
30) Propionitrile	8.13	54	71808	49.85	ppb		95
31) Methacrylonitrile	8.29	67	19339	4.82	ppb		97
32) Bromochloromethane	8.30	128	64869	5.06	ppb		96
33) Chloroform	8.34	83	254793	4.67	ppb		98
35) 1,1,1-Trichloroethane	8.59	97	181548	4.50	ppb		94
36) Carbon tetrachloride	8.76	117	166135	5.25	ppb		89
37) 1,1-Dichloropropene	8.78	75	179702	4.64	ppb		96
39) Isobutyl alcohol	8.80	43	46584	105.87	ppb	#	83
40) tert-Amyl methyl ether	9.07	87	37435	5.07	ppb	#	79
41) Benzene	9.04	78	548003	4.90	ppb		98
42) 1,2-Dichloroethane	9.11	62	125588	4.85	ppb		95
43) Trichloroethene	9.77	95	157068	5.19	ppb		94

(#) = qualifier out of range (m) = manual integration am 8/25/08

Quantitation Report (QT Reviewed)

Data File : C:\HPCHEM\1\DATA\082208\C11989.D Vial: 6
Acq On : 22 Aug 2008 12:49 Operator: twk-sop525r12:
Sample : VOC_5ppb_CSTD Inst : CSS Instr
Misc : 10mL water (source B) Multiplr: 1.00
MS Integration Params: ettics.p
Quant Time: Aug 22 13:18 2008 Quant Results File: 082208W.RES

Quant Method : C:\HPCHEM\1\METHODS\082208W.M (RTE Integrator)
Title : GC/MS Volatiles (S.O.P. 525)
Last Update : Fri Aug 22 13:15:29 2008
Response via : Initial Calibration
DataAcq Meth : 082208W

	Compound	R.T.	QIon	Response	Conc Unit		Qvalue
44)	1,2-Dichloropropane	10.07	63	150827	4.48 ppb	#	86
45)	Methyl methacrylate	10.08	69	34759	5.25 ppb	#	93
46)	1,4-Dioxane	10.20	88	5730m	111.56 ppb		
47)	Dibromomethane	10.22	93	74986	4.84 ppb		88
48)	Bromodichloromethane	10.33	83	163794	4.92 ppb		95
49)	2-Chloroethyl vinyl ether	10.61	63	47390	4.88 ppb		82
50)	cis-1,3-Dichloropropene	10.81	75	170497	4.67 ppb		98
51)	4-Methyl-2-Pentanone	10.92	43	275712	18.23 ppb		97
54)	Toluene	11.13	91	473776	4.86 ppb		98
55)	Ethyl methacrylate	11.35	69	78398	5.17 ppb	#	90
56)	trans-1,3-Dichloropropene	11.37	75	119284	4.92 ppb		95
57)	1,1,2-Trichloroethane	11.57	83	75253	5.20 ppb		97
58)	Tetrachloroethene	11.67	164	111138	5.36 ppb		99
59)	2-Hexanone	11.76	58	73792	20.93 ppb	#	96
60)	1,3-Dichloropropane	11.75	76	123233	5.49 ppb		100
61)	Dibromochloromethane	11.96	129	106266	5.04 ppb		98
62)	1,2-Dibromoethane	12.11	107	90815	5.47 ppb		93
63)	1-Chlorohexane	12.41	91	185762	5.50 ppb		98
64)	Chlorobenzene	12.53	112	324826	5.20 ppb		97
65)	Ethylbenzene	12.57	91	511999	4.86 ppb		98
66)	1,1,1,2-Tetrachloroethane	12.59	131	106998	5.36 ppb		97
67)	m,p-Xylene	12.67	106	369976	9.90 ppb		96
68)	o-Xylene	13.04	106	205150	5.44 ppb		99
69)	Styrene	13.06	104	274784	5.06 ppb		92
70)	Bromoform	13.29	173	55175	5.42 ppb		93
71)	Isopropylbenzene	13.34	105	502211	5.43 ppb		99
74)	1,1,2,2-Tetrachloroethane	13.64	83	90689	5.04 ppb		94
75)	trans-1,4-Dichloro-2-buten	13.69	53	21146	5.40 ppb		88
76)	n-Propylbenzene	13.69	91	627184	4.91 ppb		99
77)	1,2,3-Trichloropropane	13.71	110	15019	4.88 ppb		79
78)	Bromobenzene	13.69	156	126471	5.62 ppb		91
79)	1,3,5-Trimethylbenzene	13.82	105	429636	5.51 ppb		99
80)	2-Chlorotoluene	13.83	126	128318	5.32 ppb		81
81)	4-Chlorotoluene	13.92	126	112762	4.97 ppb		83
82)	tert-Butylbenzene	14.10	134	62328	5.24 ppb		86
83)	1,2,4-Trimethylbenzene	14.15	105	404553	5.50 ppb		94
84)	sec-Butylbenzene	14.28	105	520699	4.85 ppb		96
85)	p-Isopropyltoluene	14.38	119	417993	5.25 ppb		95
86)	1,3-Dichlorobenzene	14.46	146	230691	5.68 ppb		94
87)	1,4-Dichlorobenzene	14.53	146	194082m	4.98 ppb		
88)	n-Butylbenzene	14.72	91	419462	5.00 ppb		99
89)	1,2-Dichlorobenzene	14.87	146	178431	5.12 ppb		98
90)	Hexachloroethane	15.06	201	72861	5.89 ppb		97
91)	1,2-Dibromo-3-chloropropan	15.56	157	10289	5.46 ppb		74
92)	1,2,4-Trichlorobenzene	16.32	180	113653	5.37 ppb		92
93)	Hexachlorobutadiene	16.38	225	72617	4.83 ppb		90
94)	Naphthalene	16.61	128	126958	5.26 ppb		100
95)	1,2,3-Trichlorobenzene	16.87	180	88475	5.46 ppb		90

(#) = qualifier out of range (m) = manual integration

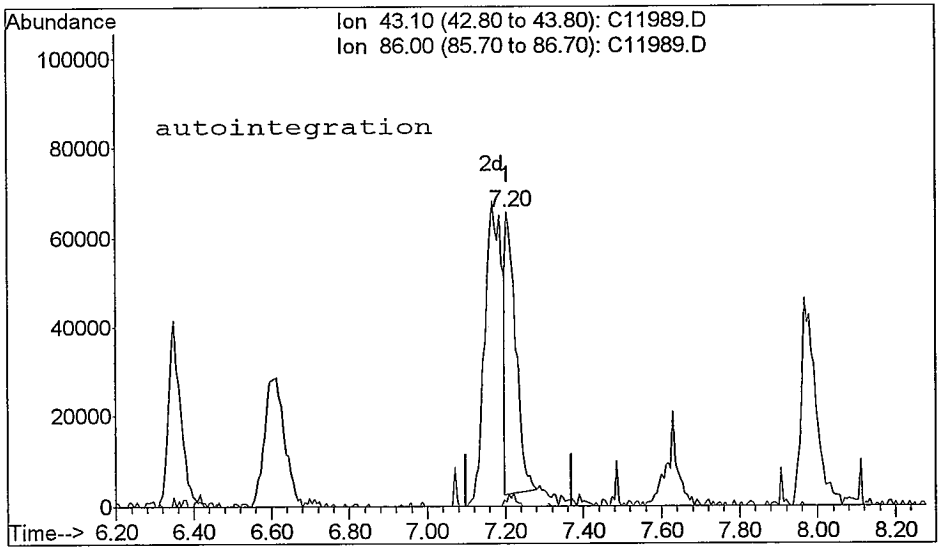

TIC: C11989.D

(23) Vinyl Acetate (T)
7.20min 2.71ppb
response 116866

Ion	Exp%	Act%
43.10	100	100
86.00	3.90	1.40#
0.00	0.00	0.00
0.00	0.00	0.00

Reason for manual re-integration?

[] missed peak assignment

[] peak saturation (detector shutdown)

[] over-integrated peak's area

[X] under-integrated peak's area

[] other (_____)

initials: MM date: 8 / 25 / 08

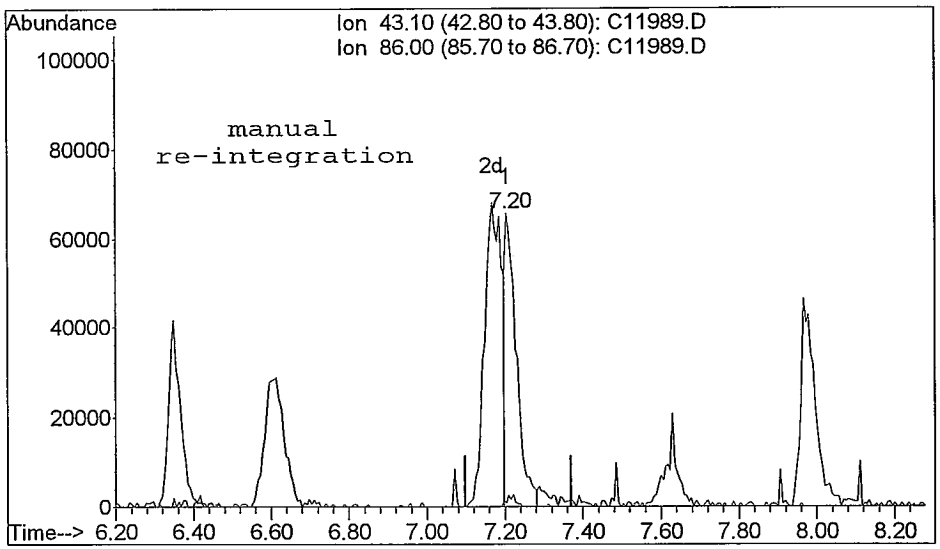

TIC: C11989.D

(23) Vinyl Acetate (T)
7.20min 3.08ppb m
response 133060

Ion	Exp%	Act%
43.10	100	100
86.00	3.90	1.32#
0.00	0.00	0.00
0.00	0.00	0.00

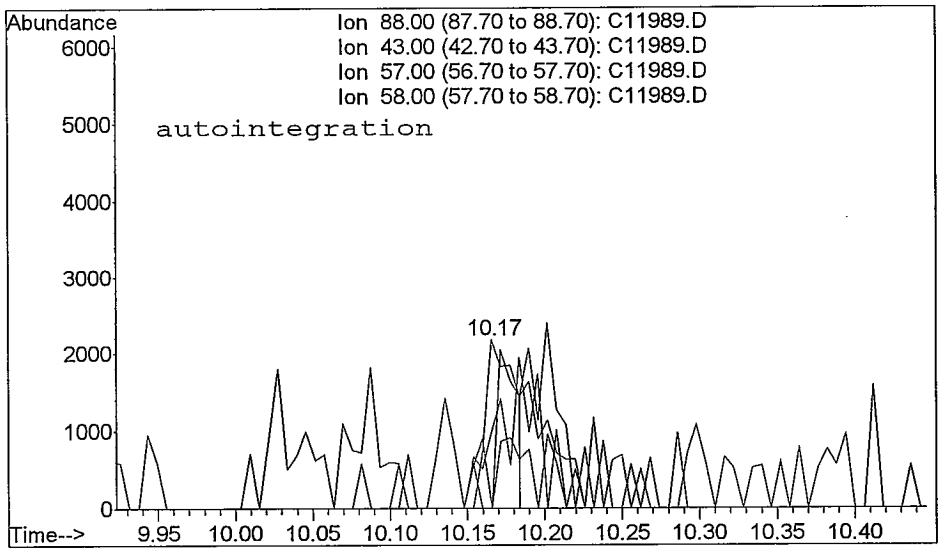

TIC: C11989.D

(46) 1,4-Dioxane (M)
10.17min 55.86ppb
response 2869

Ion	Exp%	Act%
88.00	100	100
43.00	44.90	46.24
57.00	19.80	0.00#
58.00	64.40	0.00#

Reason for manual re-integration?

[] missed peak assignment

[] peak saturation (detector shutdown)

[] over-integrated peak's area

[X] under-integrated peak's area

[] other (_____)

initials: AU date: 8 / 25 / 08

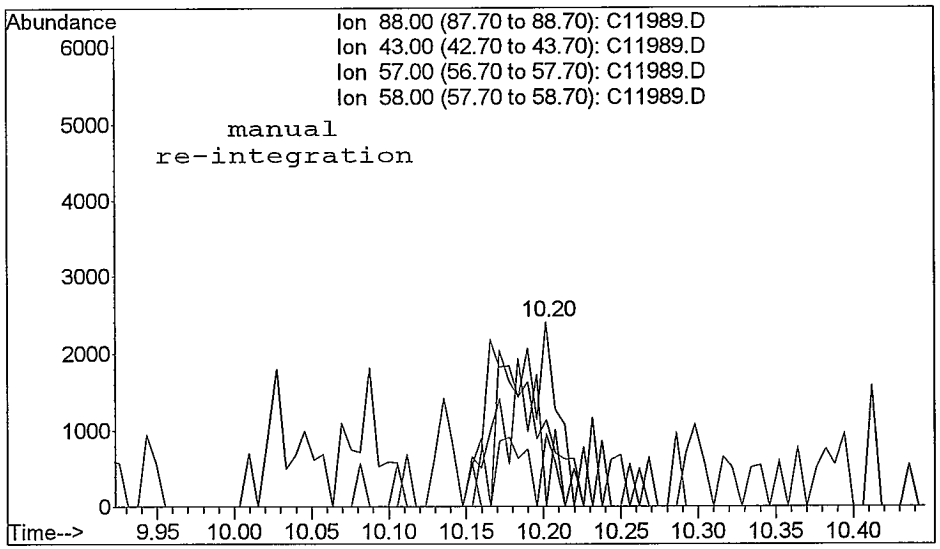

TIC: C11989.D

(46) 1,4-Dioxane (M)
10.20min 111.56ppb m
response 5730

Ion	Exp%	Act%
88.00	100	100
43.00	44.90	0.00#
57.00	19.80	39.61#
58.00	64.40	47.50#

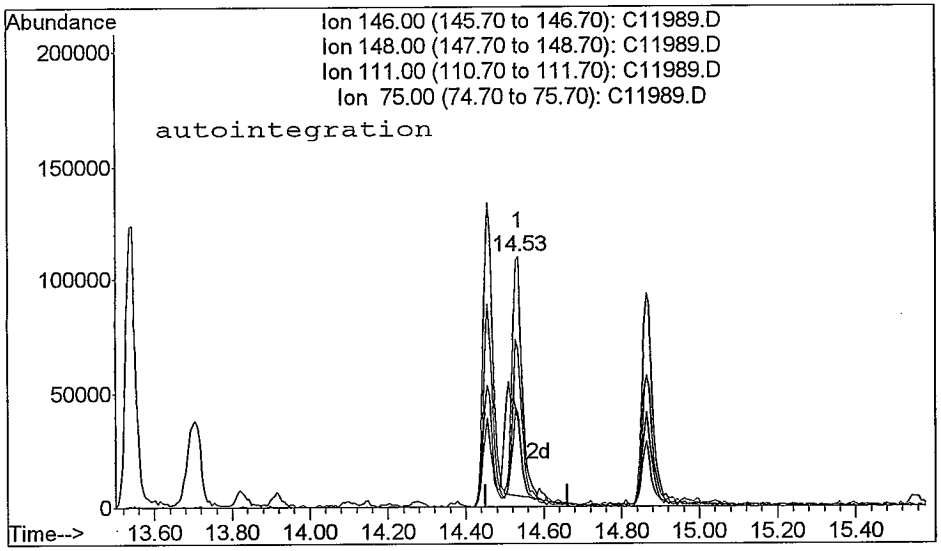

TIC: C11989.D

(87) 1,4-Dichlorobenzene (M)
14.53min 4.77ppb
response 185679

Ion	Exp%	Act%
146.00	100	100
148.00	64.50	62.49
111.00	39.20	36.29
75.00	28.40	32.03

Reason for manual re-integration?

[] missed peak assignment

[] peak saturation (detector shutdown)

[] over-integrated peak's area

[X] under-integrated peak's area

[] other (_____)

initials: tm date: 8 / 25 / 08

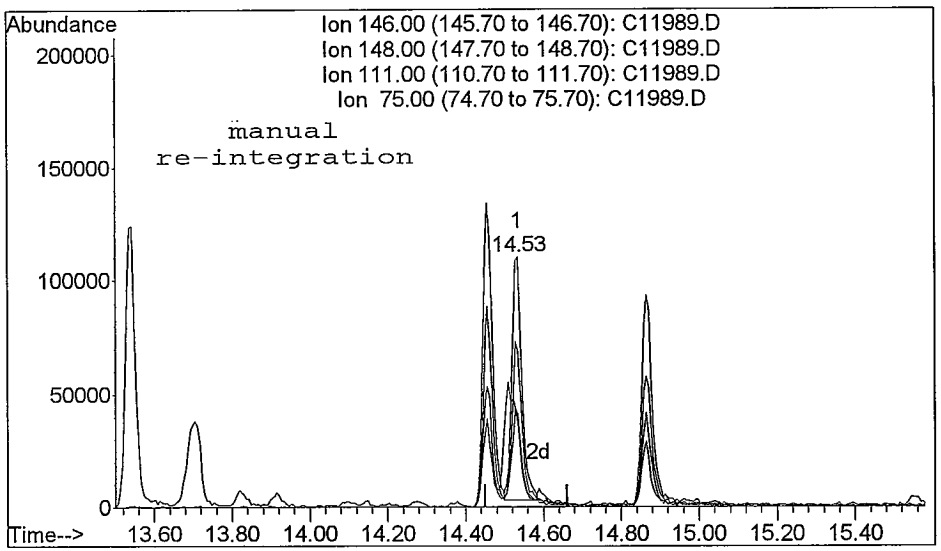

TIC: C11989.D

(87) 1,4-Dichlorobenzene (M)
14.53min 4.98ppb m
response 194082

Ion	Exp%	Act%
146.00	100	100
148.00	64.50	62.59
111.00	39.20	37.42
75.00	28.40	33.39

Quantitation Report

Data File : C:\HPCHEM\1\DATA\082208\C11989.D Vial: 6
Acq On : 22 Aug 2008 12:49 Operator: twk-sop525r12:
Sample : VOC_5ppb_CSTD Inst : CSS Instr
Misc : 10mL water (source B) Multiplr: 1.00
MS Integration Params: ettics.p
Quant Time: Aug 22 13:18 2008 Quant Results File: 082208W.RES

Method : C:\HPCHEM\1\METHODS\082208W.M (RTE Integrator)
Title : GC/MS Volatiles (S.O.P. 525)
Last Update : Fri Aug 22 13:15:29 2008
Response via : Initial Calibration

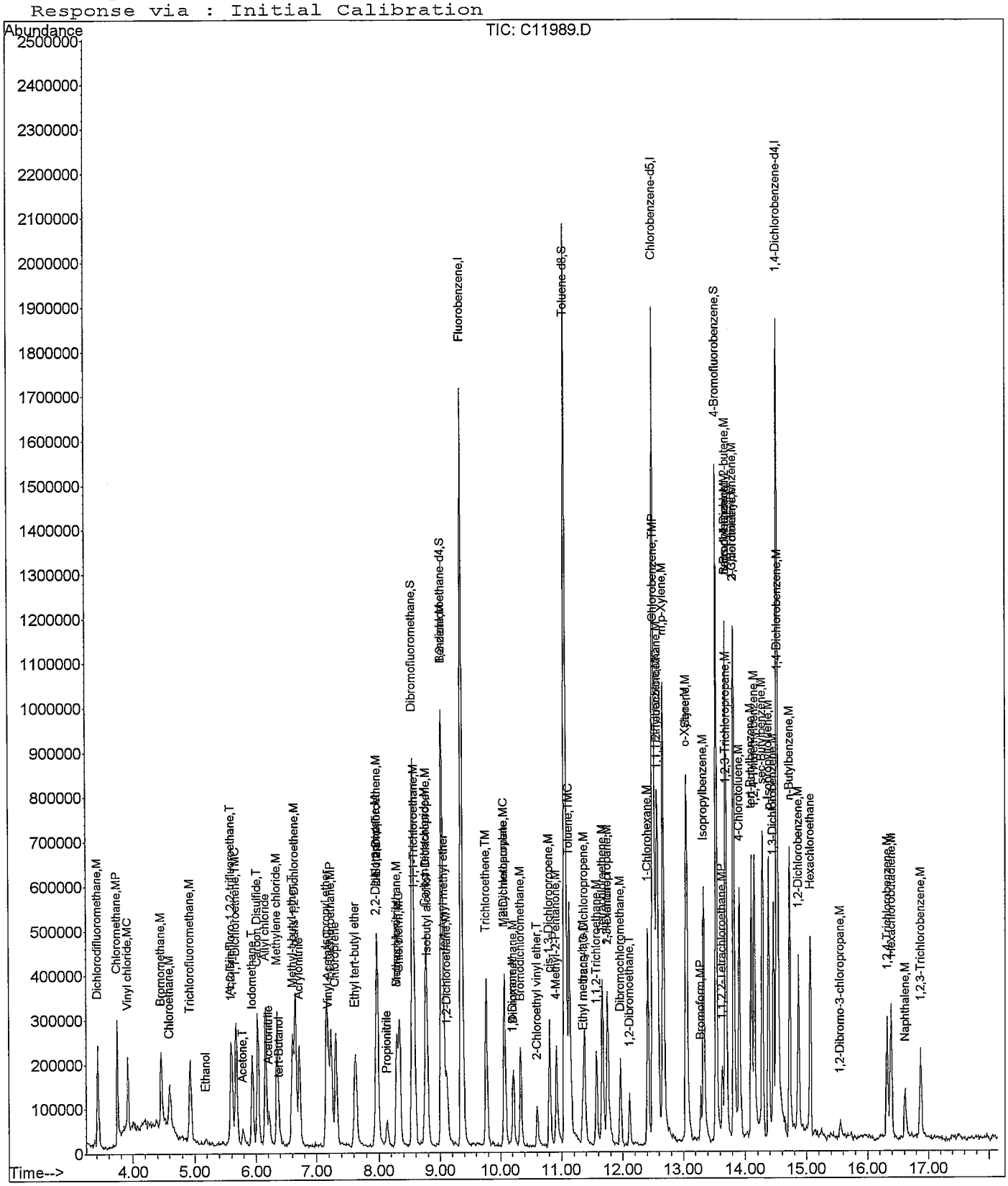

Quantitation Report (QT Reviewed)

Data File : C:\HPCHEM\1\DATA\082208\C11992.D
Acq On : 22 Aug 2008 13:59
Sample : VOC_15ppb_CSTD
Misc : 10mL water (source B)
MS Integration Params: ettics.p
Quant Time: Aug 22 15:38 2008

Vial: 9
Operator: twk-sop525r12:
Inst : CSS Instr
Multiplr: 1.00
Quant Results File: 082208W.RES

Quant Method : C:\HPCHEM\1\METHODS\082208W.M (RTE Integrator)
Title : GC/MS Volatiles (S.O.P. 525)
Last Update : Fri Aug 22 13:18:57 2008
Response via : Initial Calibration
DataAcq Meth : 082208W

Internal Standards	R.T.	QIon	Response	Conc	Units	Dev(Min)
1) Fluorobenzene	9.36	96	1946360	25.00	ppb	0.00
52) Chlorobenzene-d5	12.50	82	663690	25.00	ppb	0.00
72) 1,4-Dichlorobenzene-d4	14.51	152	546430	25.00	ppb	0.00
System Monitoring Compounds						
34) Dibromofluoromethane	8.55	113	732602	23.48	ppb	0.00
Spiked Amount 25.000	Range 80 - 124		Recovery = 93.92%			
38) 1,2-dichloroethane-d4	9.02	65	506688	25.50	ppb	-0.01
Spiked Amount 25.000	Range 62 - 139		Recovery = 102.00%			
53) Toluene-d8	11.05	98	1791029	25.03	ppb	-0.01
Spiked Amount 25.000	Range 81 - 119		Recovery = 100.12%			
73) 4-Bromofluorobenzene	13.54	95	632873	25.39	ppb	-0.01
Spiked Amount 25.000	Range 78 - 129		Recovery = 101.56%			

Target Compounds							Qvalue
2) Dichlorodifluoromethane	3.42	85	709684	14.59	ppb		98
3) Chloromethane	3.74	50	745557	13.77	ppb		99
4) Vinyl chloride	3.92	62	539872	14.73	ppb		97
5) Bromomethane	4.46	96	329189	14.29	ppb		97
6) Chloroethane	4.60	64	219035	13.45	ppb		97
7) Trichlorofluoromethane	4.93	101	670797	14.62	ppb		95
8) Ethanol	5.18	45	36918	258.26	ppb		94
9) Acrolein	5.59	56	118207	114.52	ppb		86
10) 1,1,2-Trichloro-1,2,2-trif	5.60	101	444034	14.41	ppb		98
11) 1,1-Dichloroethene	5.68	96	407916	15.00	ppb		97
12) Acetone	5.78	58	47074	59.76	ppb		87
13) Iodomethane	5.94	142	909444	16.33	ppb		99
14) Carbon Disulfide	6.03	76	1573132	14.76	ppb		97
15) Allyl chloride	6.16	76	241343	16.14	ppb		95
16) Acetonitrile	6.21	41	288880	153.92	ppb		93
17) Methylene chloride	6.35	84	426451	14.83	ppb		93
18) tert-Butanol	6.39	59	62265	86.66	ppb	#	87
19) Methyl-t-butyl-ether	6.60	73	1109932	31.55	ppb		93
20) trans-1,2-Dichloroethene	6.66	96	433071	15.21	ppb		97
21) Acrylonitrile	6.72	53	683700	156.22	ppb		95
22) Isopropyl ether	7.17	45	1803319	15.14	ppb		97
23) Vinyl Acetate	7.21	43	427116	10.58	ppb		100
24) 1,1-Dichloroethane	7.24	63	950467	15.25	ppb		95
25) Chloroprene	7.32	53	661966	16.34	ppb		99
26) Ethyl tert-butyl ether	7.61	59	1029091	15.85	ppb		98
27) 2,2-Dichloropropane	7.95	77	496852	14.02	ppb		89
28) 2-Butanone	7.97	43	371966	56.49	ppb		98
29) cis-1,2-Dichloroethene	7.97	96	481200	15.52	ppb		97
30) Propionitrile	8.13	54	237240	164.36	ppb		98
31) Methacrylonitrile	8.29	67	67789	16.80	ppb		93
32) Bromochloromethane	8.29	128	197367	15.28	ppb		96
33) Chloroform	8.34	83	769353	14.15	ppb		97
35) 1,1,1-Trichloroethane	8.59	97	598111	14.90	ppb		93
36) Carbon tetrachloride	8.77	117	552817	17.10	ppb		99
37) 1,1-Dichloropropene	8.78	75	573664	14.87	ppb		96
39) Isobutyl alcohol	8.80	43	141466	316.81	ppb	#	88
40) tert-Amyl methyl ether	9.07	87	121864	16.38	ppb		81
41) Benzene	9.04	78	1731756	15.42	ppb		99
42) 1,2-Dichloroethane	9.11	62	384787	14.88	ppb		93
43) Trichloroethene	9.77	95	480114	15.62	ppb		92

(#) = qualifier out of range (m) = manual integration

m 8/26/08

Quantitation Report (QT Reviewed)

Data File : C:\HPCHEM\1\DATA\082208\C11992.D
Acq On : 22 Aug 2008 13:59
Sample : VOC_15ppb_CSTD
Misc : 10mL water (source B)
MS Integration Params: ettics.p
Quant Time: Aug 22 15:38 2008

Vial: 9
Operator: twk-sop525r12:
Inst : CSS Instr
Multiplr: 1.00
Quant Results File: 082208W.RES

Quant Method : C:\HPCHEM\1\METHODS\082208W.M (RTE Integrator)
Title : GC/MS Volatiles (S.O.P. 525)
Last Update : Fri Aug 22 13:18:57 2008
Response via : Initial Calibration
DataAcq Meth : 082208W

	Compound	R.T.	QIon	Response	Conc Unit		Qvalue
44)	1,2-Dichloropropane	10.07	63	495153	14.82 ppb	#	100
45)	Methyl methacrylate	10.08	69	109499	16.26 ppb		94
46)	1,4-Dioxane	10.17	88	17298	324.10 ppb	#	82
47)	Dibromomethane	10.21	93	219140	14.21 ppb		94
48)	Bromodichloromethane	10.33	83	474740	14.30 ppb		96
49)	2-Chloroethyl vinyl ether	10.60	63	153486	15.92 ppb		91
50)	cis-1,3-Dichloropropene	10.80	75	541072	14.86 ppb		98
51)	4-Methyl-2-Pentanone	10.91	43	832074	55.48 ppb		98
54)	Toluene	11.13	91	1503279	15.87 ppb		95
55)	Ethyl methacrylate	11.34	69	255385	17.00 ppb	#	97
56)	trans-1,3-Dichloropropene	11.37	75	382013	16.12 ppb		94
57)	1,1,2-Trichloroethane	11.57	83	213039	15.03 ppb		92
58)	Tetrachloroethene	11.67	164	344736	16.83 ppb		96
59)	2-Hexanone	11.74	58	235634	69.45 ppb		94
60)	1,3-Dichloropropane	11.75	76	339543	15.36 ppb		94
61)	Dibromochloromethane	11.96	129	349648	16.98 ppb		91
62)	1,2-Dibromoethane	12.11	107	281941	17.24 ppb		99
63)	1-Chlorohexane	12.42	91	586755	17.41 ppb		95
64)	Chlorobenzene	12.53	112	1006401	16.45 ppb		99
65)	Ethylbenzene	12.57	91	1660538	16.24 ppb		99
66)	1,1,1,2-Tetrachloroethane	12.59	131	324043	16.54 ppb		93
67)	m,p-Xylene	12.67	106	1134808	30.97 ppb		97
68)	o-Xylene	13.04	106	590410	15.87 ppb		89
69)	Styrene	13.06	104	890883	16.89 ppb		97
70)	Bromoform	13.29	173	174831	17.37 ppb		94
71)	Isopropylbenzene	13.33	105	1498200	16.40 ppb		99
74)	1,1,2,2-Tetrachloroethane	13.64	83	267318	14.47 ppb		94
75)	trans-1,4-Dichloro-2-buten	13.69	53	63886	15.85 ppb		91
76)	n-Propylbenzene	13.69	91	1949787	14.86 ppb		99
77)	1,2,3-Trichloropropane	13.71	110	48205	15.31 ppb		72
78)	Bromobenzene	13.69	156	365629	15.58 ppb		96
79)	1,3,5-Trimethylbenzene	13.82	105	1310879	16.15 ppb		100
80)	2-Chlorotoluene	13.83	126	402596	16.15 ppb		93
81)	4-Chlorotoluene	13.92	126	376743	16.23 ppb		99
82)	tert-Butylbenzene	14.10	134	193733	15.73 ppb		87
83)	1,2,4-Trimethylbenzene	14.14	105	1240543	16.28 ppb		98
84)	sec-Butylbenzene	14.28	105	1699679	15.45 ppb		99
85)	p-Isopropyltoluene	14.38	119	1315440	15.93 ppb		98
86)	1,3-Dichlorobenzene	14.46	146	655651	15.49 ppb		98
87)	1,4-Dichlorobenzene	14.53	146	642067	15.96 ppb		99
88)	n-Butylbenzene	14.72	91	1388041	16.10 ppb		99
89)	1,2-Dichlorobenzene	14.86	146	585850	16.27 ppb		99
90)	Hexachloroethane	15.06	201	249642	19.11 ppb		88
91)	1,2-Dibromo-3-chloropropan	15.56	157	29991	15.47 ppb		94
92)	1,2,4-Trichlorobenzene	16.32	180	373267	16.95 ppb		99
93)	Hexachlorobutadiene	16.38	225	216553	14.08 ppb		98
94)	Naphthalene	16.61	128	416120	16.84 ppb		100
95)	1,2,3-Trichlorobenzene	16.87	180	291243	17.29 ppb		96

(#) = qualifier out of range (m) = manual integration

Quantitation Report

Data File : C:\HPCHEM\1\DATA\082208\C11992.D
Acq On : 22 Aug 2008 13:59
Sample : VOC_15ppb_CSTD
Misc : 10mL water (source B)
MS Integration Params: ettics.p
Quant Time: Aug 22 15:38 2008

Vial: 9
Operator: twk-sop525r12:
Inst : CSS Instr
Multiplr: 1.00
Quant Results File: 082208W.RES

Method : C:\HPCHEM\1\METHODS\082208W.M (RTE Integrator)
Title : GC/MS Volatiles (S.O.P. 525)
Last Update : Mon Aug 25 10:40:28 2008
Response via : Initial Calibration

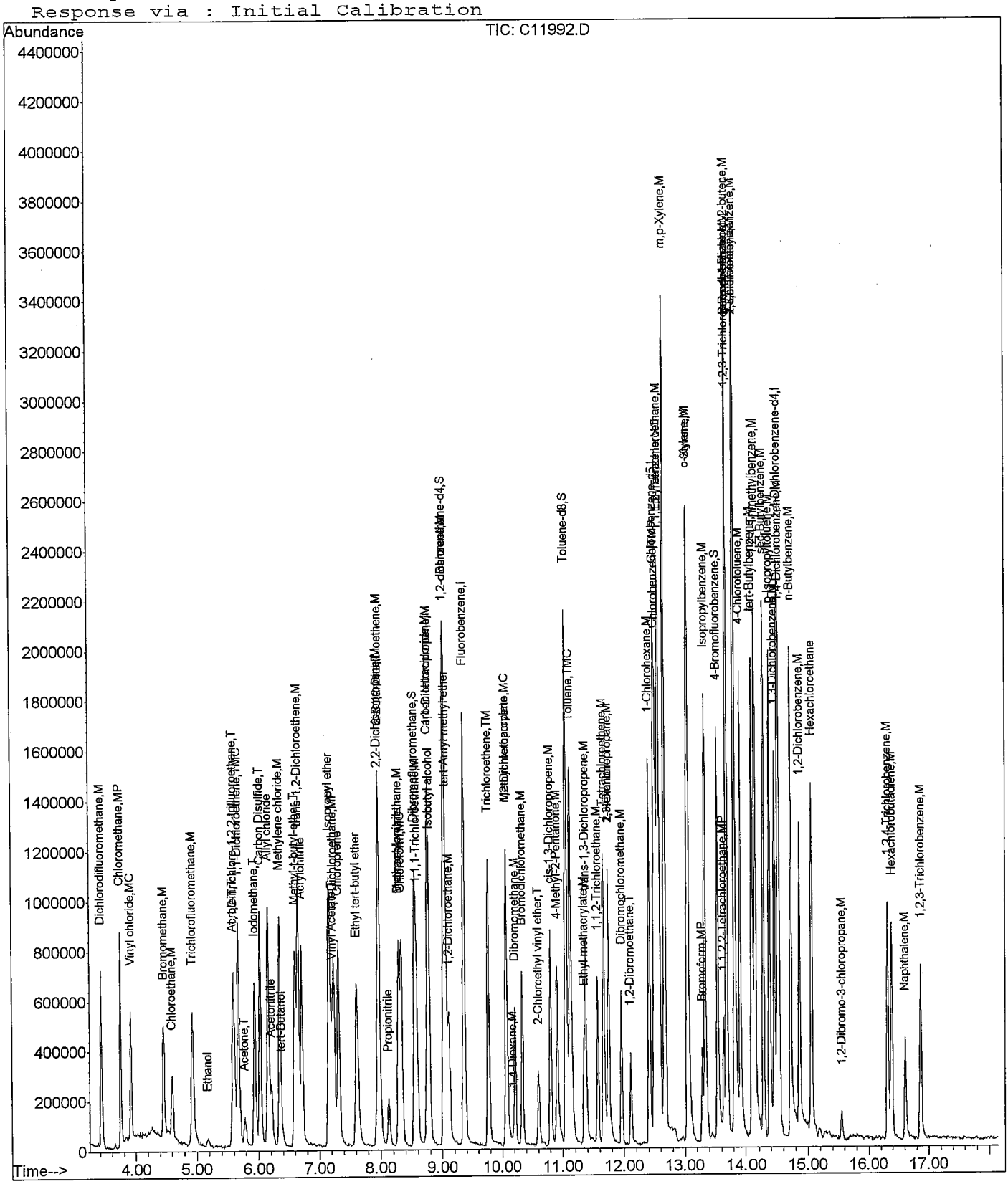

Quantitation Report (QT Reviewed)

Data File : C:\HPCHEM\1\DATA\082208\C11994.D
Acq On : 22 Aug 2008 14:46
Sample : VOC_20ppb_ISDEF
Misc : 10mL water (source B)
MS Integration Params: ettics.p
Quant Time: Aug 22 15:40 2008

Vial: 11
Operator: twk-sop525r12:
Inst : CSS Instr
Multiplr: 1.00
Quant Results File: 082208W.RES

Quant Method : C:\HPCHEM\1\METHODS\082208W.M (RTE Integrator)
Title : GC/MS Volatiles (S.O.P. 525)
Last Update : Fri Aug 22 15:39:52 2008
Response via : Initial Calibration
DataAcq Meth : 082208W

Internal Standards	R.T.	QIon	Response	Conc	Units	Dev(Min)
1) Fluorobenzene	9.36	96	1872234	25.00	ppb	0.00
52) Chlorobenzene-d5	12.50	82	714444	25.00	ppb	0.00
72) 1,4-Dichlorobenzene-d4	14.51	152	554818	25.00	ppb	0.00
System Monitoring Compounds						
34) Dibromofluoromethane	8.55	113	737857	24.90	ppb	0.00
Spiked Amount 25.000	Range 80 - 124		Recovery = 99.60%			
38) 1,2-dichloroethane-d4	9.02	65	463094	24.18	ppb	-0.01
Spiked Amount 25.000	Range 62 - 139		Recovery = 96.72%			
53) Toluene-d8	11.06	98	1933285	24.88	ppb	0.00
Spiked Amount 25.000	Range 81 - 119		Recovery = 99.52%			
73) 4-Bromofluorobenzene	13.54	95	602731	23.94	ppb	0.00
Spiked Amount 25.000	Range 78 - 129		Recovery = 95.76%			

Target Compounds						Qvalue
2) Dichlorodifluoromethane	3.41	85	949795	20.49	ppb	96
3) Chloromethane	3.74	50	978625	19.13	ppb	98
4) Vinyl chloride	3.92	62	683933	19.59	ppb	100
5) Bromomethane	4.46	96	449622	20.61	ppb	94
6) Chloroethane	4.60	64	285750	18.46	ppb	96
7) Trichlorofluoromethane	4.93	101	874563	20.09	ppb	94
8) Ethanol	5.18	45	47741	347.08	ppb	94
9) Acrolein	5.59	56	174323	183.35	ppb	74
10) 1,1,2-Trichloro-1,2,2-trif	5.60	101	582632	20.25	ppb	97
11) 1,1-Dichloroethene	5.68	96	533203	20.47	ppb	96
12) Acetone	5.78	58	59520	79.14	ppb	79
13) Iodomethane	5.94	142	1145065	21.32	ppb	99
14) Carbon Disulfide	6.03	76	2072303	20.38	ppb	98
15) Allyl chloride	6.16	76	307176	21.22	ppb	98
16) Acetonitrile	6.21	41	346297	189.55	ppb	99
17) Methylene chloride	6.35	84	529088	19.15	ppb	98
18) tert-Butanol	6.38	59	77926	111.05	ppb	94
19) Methyl-t-butyl-ether	6.60	73	1386151	41.37	ppb	92
20) trans-1,2-Dichloroethene	6.66	96	586715	21.56	ppb	95
21) Acrylonitrile	6.71	53	867856	207.80	ppb	97
22) Isopropyl ether	7.16	45	2338318	20.53	ppb	98
23) Vinyl Acetate	7.21	43	660017	18.11	ppb #	95
24) 1,1-Dichloroethane	7.24	63	1302035	21.79	ppb	95
25) Chloroprene	7.31	53	855494	21.73	ppb	99
26) Ethyl tert-butyl ether	7.62	59	1351569	21.67	ppb	97
27) 2,2-Dichloropropane	7.95	77	644876	19.09	ppb	94
28) 2-Butanone	7.97	43	487357	77.78	ppb	98
29) cis-1,2-Dichloroethene	7.98	96	652859	21.80	ppb	90
30) Propionitrile	8.13	54	293037	209.80	ppb #	92
31) Methacrylonitrile	8.29	67	88908	22.83	ppb	81
32) Bromochloromethane	8.29	128	266305	21.43	ppb	94
33) Chloroform	8.34	83	1119010	21.57	ppb	97
35) 1,1,1-Trichloroethane	8.58	97	770812	20.21	ppb	95
36) Carbon tetrachloride	8.76	117	727034	22.99	ppb	99
37) 1,1-Dichloropropene	8.77	75	778743	21.10	ppb	99
39) Isobutyl alcohol	8.79	43	175771	406.20	ppb	95
40) tert-Amyl methyl ether	9.07	87	141984	19.72	ppb	97
41) Benzene	9.04	78	2196852	20.25	ppb	99
42) 1,2-Dichloroethane	9.12	62	488453	19.74	ppb	99
43) Trichloroethene	9.77	95	645846	21.98	ppb	91

(#) = qualifier out of range (m) = manual integration

m 8/26/08

Quantitation Report (QT Reviewed)

Data File : C:\HPCHEM\1\DATA\082208\C11994.D
Acq On : 22 Aug 2008 14:46
Sample : VOC_20ppb_ISDEF
Misc : 10mL water (source B)
MS Integration Params: ettics.p
Quant Time: Aug 22 15:40 2008

Vial: 11
Operator: twk-sop525r12:
Inst : CSS Instr
Multiplr: 1.00
Quant Results File: 082208W.RES

Quant Method : C:\HPCHEM\1\METHODS\082208W.M (RTE Integrator)
Title : GC/MS Volatiles (S.O.P. 525)
Last Update : Fri Aug 22 15:39:52 2008
Response via : Initial Calibration
DataAcq Meth : 082208W

	Compound	R.T.	QIon	Response	Conc Unit		Qvalue
44)	1,2-Dichloropropane	10.07	63	611515	19.15 ppb		97
45)	Methyl methacrylate	10.07	69	139258	21.65 ppb		93
46)	1,4-Dioxane	10.17	88	24472	462.54 ppb	#	87
47)	Dibromomethane	10.22	93	299505	20.41 ppb		95
48)	Bromodichloromethane	10.34	83	661281	21.01 ppb		96
49)	2-Chloroethyl vinyl ether	10.60	63	199017	21.66 ppb		92
50)	cis-1,3-Dichloropropene	10.81	75	711133	20.60 ppb		98
51)	4-Methyl-2-Pentanone	10.91	43	1119007	80.16 ppb		99
54)	Toluene	11.13	91	2038007	19.75 ppb		98
55)	Ethyl methacrylate	11.35	69	315269	19.15 ppb	#	95
56)	trans-1,3-Dichloropropene	11.37	75	500447	19.63 ppb		98
57)	1,1,2-Trichloroethane	11.57	83	295214	19.35 ppb		98
58)	Tetrachloroethene	11.66	164	460485	20.57 ppb		95
59)	2-Hexanone	11.74	58	316646	86.86 ppb		92
60)	1,3-Dichloropropane	11.75	76	503374	21.15 ppb		100
61)	Dibromochloromethane	11.96	129	469476	20.92 ppb		98
62)	1,2-Dibromoethane	12.11	107	354464	19.72 ppb		98
63)	1-Chlorohexane	12.42	91	750406	20.27 ppb		99
64)	Chlorobenzene	12.53	112	1408320	21.12 ppb		100
65)	Ethylbenzene	12.57	91	2334890	21.06 ppb		98
66)	1,1,1,2-Tetrachloroethane	12.59	131	450367	21.10 ppb		95
67)	m,p-Xylene	12.67	106	1755440	44.47 ppb		97
68)	o-Xylene	13.05	106	846108	20.99 ppb		99
69)	Styrene	13.06	104	1189406	20.75 ppb		94
70)	Bromoform	13.29	173	238148	21.63 ppb		96
71)	Isopropylbenzene	13.34	105	1922922	19.26 ppb		98
74)	1,1,2,2-Tetrachloroethane	13.64	83	361747	19.64 ppb		99
75)	trans-1,4-Dichloro-2-buten	13.68	53	83994	20.58 ppb		92
76)	n-Propylbenzene	13.68	91	2577184	19.49 ppb		98
77)	1,2,3-Trichloropropane	13.71	110	62553	19.58 ppb		56
78)	Bromobenzene	13.70	156	478407	20.04 ppb		97
79)	1,3,5-Trimethylbenzene	13.82	105	1616243	19.50 ppb		100
80)	2-Chlorotoluene	13.82	126	485065	19.05 ppb		98
81)	4-Chlorotoluene	13.91	126	494745	20.96 ppb		98
82)	tert-Butylbenzene	14.10	134	263480	21.05 ppb		98
83)	1,2,4-Trimethylbenzene	14.15	105	1655481	21.28 ppb		100
84)	sec-Butylbenzene	14.28	105	2245903	20.20 ppb		99
85)	p-Isopropyltoluene	14.38	119	1713958	20.44 ppb		98
86)	1,3-Dichlorobenzene	14.45	146	878879	20.33 ppb		96
87)	1,4-Dichlorobenzene	14.53	146	809217	19.70 ppb		99
88)	n-Butylbenzene	14.72	91	1755511	20.02 ppb		97
89)	1,2-Dichlorobenzene	14.86	146	780267	21.31 ppb		98
90)	Hexachloroethane	15.05	201	317984	23.23 ppb	#	82
91)	1,2-Dibromo-3-chloropropan	15.55	157	43192	22.23 ppb		92
92)	1,2,4-Trichlorobenzene	16.32	180	491394	21.88 ppb		97
93)	Hexachlorobutadiene	16.38	225	331017	21.51 ppb		97
94)	Naphthalene	16.61	128	593267	23.60 ppb		100
95)	1,2,3-Trichlorobenzene	16.86	180	367085	21.26 ppb		93

(#) = qualifier out of range (m) = manual integration

Quantitation Report

Data File : C:\HPCHEM\1\DATA\082208\C11994.D
Acq On : 22 Aug 2008 14:46
Sample : VOC_20ppb_ISDEF
Misc : 10mL water (source B)
MS Integration Params: ettics.p
Quant Time: Aug 22 15:40 2008

Vial: 11
Operator: twk-sop525r12:
Inst : CSS Instr
Multiplr: 1.00

Quant Results File: 082208W.RES

Method : C:\HPCHEM\1\METHODS\082208W.M (RTE Integrator)
Title : GC/MS Volatiles (S.O.P. 525)
Last Update : Mon Aug 25 10:40:28 2008
Response via : Initial Calibration

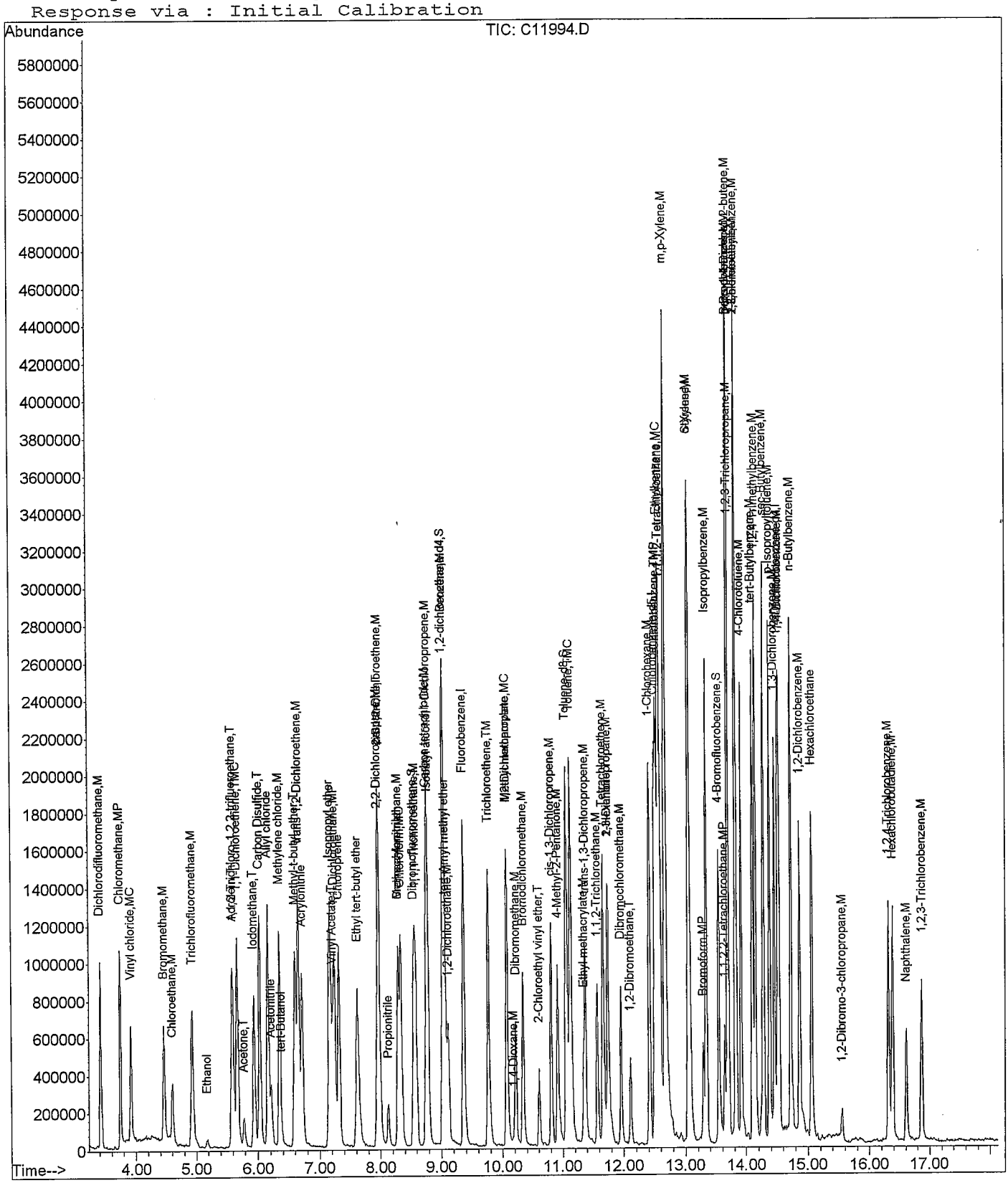

Quantitation Report (QT Reviewed)

Data File : C:\HPCHEM\1\DATA\082208\C11996.D Vial: 13
Acq On : 22 Aug 2008 15:33 Operator: twk-sop525r12:
Sample : VOC_35ppb_CSTD Inst : CSS Instr
Misc : 10mL water (source B) Multiplr: 1.00
MS Integration Params: ettics.p
Quant Time: Aug 22 16:26 2008 Quant Results File: 082208W.RES

Quant Method : C:\HPCHEM\1\METHODS\082208W.M (RTE Integrator)
Title : GC/MS Volatiles (S.O.P. 525)
Last Update : Fri Aug 22 15:41:08 2008
Response via : Initial Calibration
DataAcq Meth : 082208W

Internal Standards	R.T.	QIon	Response	Conc	Units	Dev(Min)
1) Fluorobenzene	9.36	96	1976048	25.00	ppb	0.00
52) Chlorobenzene-d5	12.50	82	669104	25.00	ppb	0.00
72) 1,4-Dichlorobenzene-d4	14.51	152	554752	25.00	ppb	0.00
System Monitoring Compounds						
34) Dibromofluoromethane	8.55	113	788171	25.39	ppb	0.00
Spiked Amount 25.000	Range 80 - 124		Recovery = 101.56%			
38) 1,2-dichloroethane-d4	9.02	65	456113	22.70	ppb	-0.01
Spiked Amount 25.000	Range 62 - 139		Recovery = 90.80%			
53) Toluene-d8	11.05	98	1791758	24.57	ppb	-0.01
Spiked Amount 25.000	Range 81 - 119		Recovery = 98.28%			
73) 4-Bromofluorobenzene	13.54	95	609147	24.46	ppb	-0.01
Spiked Amount 25.000	Range 78 - 129		Recovery = 97.84%			
Target Compounds						Qvalue
2) Dichlorodifluoromethane	3.42	85	1534247	31.32	ppb	99
3) Chloromethane	3.74	50	1797573	33.38	ppb	98
4) Vinyl chloride	3.92	62	1222991	33.26	ppb	95
5) Bromomethane	4.46	96	799777	34.72	ppb	100
6) Chloroethane	4.60	64	493182	30.30	ppb	94
7) Trichlorofluoromethane	4.93	101	1523652	33.11	ppb	98
8) Ethanol	5.18	45	90509	612.48	ppb	96
9) Acrolein	5.59	56	354602m	364.29	ppb	
10) 1,1,2-Trichloro-1,2,2-trif	5.60	101	1140090	37.65	ppb	93
11) 1,1-Dichloroethene	5.68	96	975160	35.37	ppb	98
12) Acetone	5.78	58	107959	134.48	ppb	93
13) Iodomethane	5.94	142	2114227	37.02	ppb	99
14) Carbon Disulfide	6.03	76	3751184	34.81	ppb	96
15) Allyl chloride	6.16	76	554532	35.67	ppb	95
16) Acetonitrile	6.21	41	569773	292.24	ppb #	95
17) Methylene chloride	6.35	84	958488	32.72	ppb	98
18) tert-Butanol	6.38	59	136235	179.07	ppb #	87
19) Methyl-t-butyl-ether	6.60	73	2588919	72.55	ppb	95
20) trans-1,2-Dichloroethene	6.66	96	1012726	34.90	ppb	96
21) Acrylonitrile	6.71	53	1567853	352.50	ppb	100
22) Isopropyl ether	7.16	45	3811412	31.40	ppb	99
23) Vinyl Acetate	7.20	43	1025736	27.58	ppb	99
24) 1,1-Dichloroethane	7.23	63	2142518	33.78	ppb	97
25) Chloroprene	7.31	53	1536145	36.57	ppb	98
26) Ethyl tert-butyl ether	7.61	59	2457766	36.94	ppb	96
27) 2,2-Dichloropropane	7.95	77	1167387	32.77	ppb	94
28) 2-Butanone	7.97	43	890967	134.21	ppb	98
29) cis-1,2-Dichloroethene	7.98	96	1172433	36.45	ppb	97
30) Propionitrile	8.13	54	530051	355.67	ppb	97
31) Methacrylonitrile	8.29	67	152303	36.33	ppb	90
32) Bromochloromethane	8.29	128	470016	35.56	ppb	96
33) Chloroform	8.34	83	1898152	34.49	ppb	98
35) 1,1,1-Trichloroethane	8.58	97	1486366	37.28	ppb	96
36) Carbon tetrachloride	8.76	117	1271642	37.21	ppb	97
37) 1,1-Dichloropropene	8.78	75	1379304	35.24	ppb	98
39) Isobutyl alcohol	8.79	43	307304	663.15	ppb #	90
40) tert-Amyl methyl ether	9.07	87	283010	37.06	ppb	81
41) Benzene	9.04	78	3958056	34.36	ppb	98
42) 1,2-Dichloroethane	9.11	62	912418	35.11	ppb	99
43) Trichloroethene	9.77	95	1146200	36.33	ppb	94

(#) = qualifier out of range (m) = manual integration

ac 8/25/08

Quantitation Report (QT Reviewed)

Data File : C:\HPCHEM\1\DATA\082208\C11996.D Vial: 13
Acq On : 22 Aug 2008 15:33 Operator: twk-sop525r12:
Sample : VOC_35ppb_CSTD Inst : CSS Instr
Misc : 10mL water (source B) Multiplr: 1.00
MS Integration Params: ettics.p
Quant Time: Aug 22 16:26 2008 Quant Results File: 082208W.RES

Quant Method : C:\HPCHEM\1\METHODS\082208W.M (RTE Integrator)
Title : GC/MS Volatiles (S.O.P. 525)
Last Update : Fri Aug 22 15:41:08 2008
Response via : Initial Calibration
DataAcq Meth : 082208W

	Compound	R.T.	QIon	Response	Conc	Unit		Qvalue
44)	1,2-Dichloropropane	10.07	63	1093981	32.57	ppb	#	98
45)	Methyl methacrylate	10.07	69	241004	35.10	ppb		94
46)	1,4-Dioxane	10.17	88	47368	832.23	ppb	#	94
47)	Dibromomethane	10.21	93	546411	35.14	ppb		98
48)	Bromodichloromethane	10.33	83	1140387	34.22	ppb		95
49)	2-Chloroethyl vinyl ether	10.60	63	354014	36.64	ppb		93
50)	cis-1,3-Dichloropropene	10.80	75	1352891	37.11	ppb		98
51)	4-Methyl-2-Pentanone	10.91	43	1902254	129.19	ppb		99
54)	Toluene	11.13	91	3721508	38.57	ppb		98
55)	Ethyl methacrylate	11.34	69	560523	36.49	ppb	#	95
56)	trans-1,3-Dichloropropene	11.37	75	888814	37.56	ppb		94
57)	1,1,2-Trichloroethane	11.57	83	550661	38.74	ppb		96
58)	Tetrachloroethene	11.67	164	732108	34.99	ppb		94
59)	2-Hexanone	11.74	58	549800	164.07	ppb		93
60)	1,3-Dichloropropane	11.75	76	802329	35.96	ppb		97
61)	Dibromochloromethane	11.96	129	861985	40.83	ppb		95
62)	1,2-Dibromoethane	12.11	107	665739	39.71	ppb		95
63)	1-Chlorohexane	12.42	91	1291678	36.99	ppb		98
64)	Chlorobenzene	12.53	112	2186508	34.60	ppb		99
65)	Ethylbenzene	12.57	91	3767469	36.24	ppb		98
66)	1,1,1,2-Tetrachloroethane	12.59	131	791490	39.37	ppb		95
67)	m,p-Xylene	12.67	106	2661450	71.40	ppb		99
68)	o-Xylene	13.04	106	1439940	38.07	ppb		92
69)	Styrene	13.06	104	2082780	38.86	ppb		95
70)	Bromoform	13.29	173	427905	41.06	ppb		95
71)	Isopropylbenzene	13.33	105	3415614	36.79	ppb		99
74)	1,1,2,2-Tetrachloroethane	13.64	83	639335	35.02	ppb		97
75)	trans-1,4-Dichloro-2-buten	13.69	53	146518	35.65	ppb		90
76)	n-Propylbenzene	13.69	91	4609888	35.28	ppb		99
77)	1,2,3-Trichloropropane	13.70	110	114383	35.83	ppb		88
78)	Bromobenzene	13.69	156	861606	36.29	ppb		97
79)	1,3,5-Trimethylbenzene	13.82	105	2908887	35.08	ppb		97
80)	2-Chlorotoluene	13.82	126	895087	35.21	ppb		99
81)	4-Chlorotoluene	13.92	126	873913	36.91	ppb		96
82)	tert-Butylbenzene	14.10	134	473868	37.64	ppb		97
83)	1,2,4-Trimethylbenzene	14.14	105	2969158	37.95	ppb		99
84)	sec-Butylbenzene	14.28	105	3981265	35.94	ppb		100
85)	p-Isopropyltoluene	14.38	119	3030889	36.08	ppb		97
86)	1,3-Dichlorobenzene	14.46	146	1577335	36.24	ppb		96
87)	1,4-Dichlorobenzene	14.53	146	1465608	35.57	ppb		98
88)	n-Butylbenzene	14.72	91	3177099	36.59	ppb		99
89)	1,2-Dichlorobenzene	14.86	146	1304082	35.32	ppb		98
90)	Hexachloroethane	15.06	201	573582	40.85	ppb	#	85
91)	1,2-Dibromo-3-chloropropan	15.56	157	74592	37.97	ppb		93
92)	1,2,4-Trichlorobenzene	16.31	180	839397	37.02	ppb		99
93)	Hexachlorobutadiene	16.38	225	571600	37.16	ppb		95
94)	Naphthalene	16.61	128	1034317	40.65	ppb		100
95)	1,2,3-Trichlorobenzene	16.87	180	665497	38.16	ppb		97

(#) = qualifier out of range (m) = manual integration

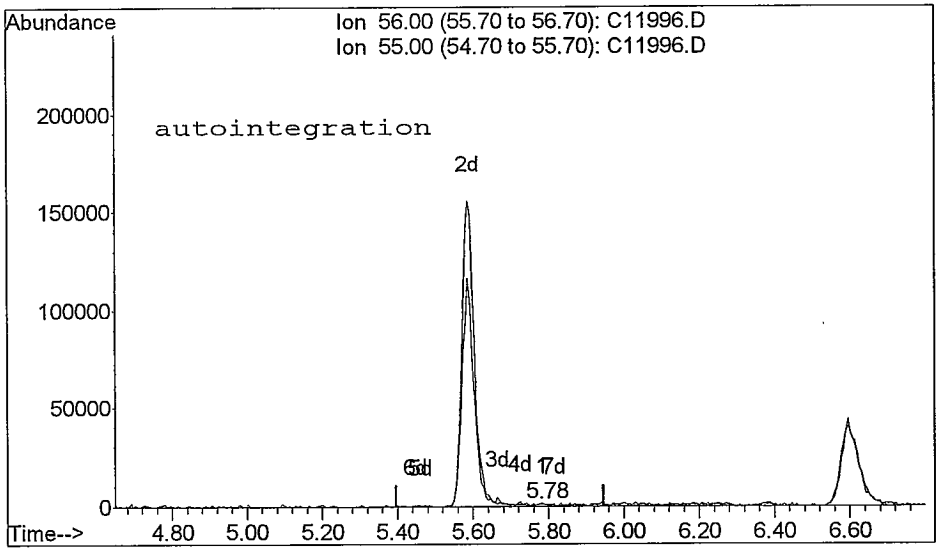

TIC: C11996.D

(9) Acrolein (T)
5.78min 3.09ppb
response 3012

Ion	Exp%	Act%
56.00	100	100
55.00	50.00	39.01
0.00	0.00	0.00
0.00	0.00	0.00

Reason for manual re-integration?

[x] missed peak assignment

[] peak saturation (detector shutdown)

[] over-integrated peak's area

[] under-integrated peak's area

[] other (_____)

initials: VL date: 9/25/08

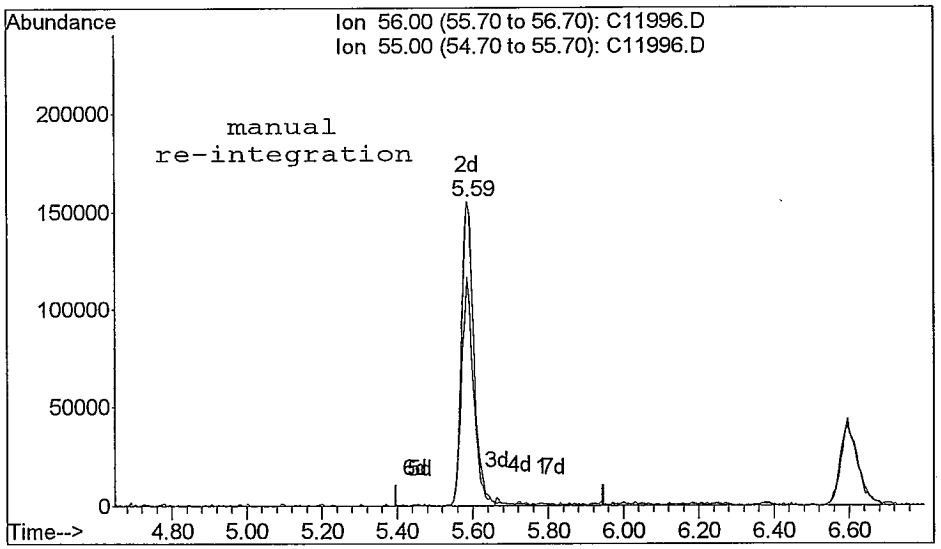

TIC: C11996.D

(9) Acrolein (T)
5.59min 364.29ppb m
response 354602

Ion	Exp%	Act%
56.00	100	100
55.00	50.00	74.69#
0.00	0.00	0.00
0.00	0.00	0.00

Quantitation Report

Data File : C:\HPCHEM\1\DATA\082208\C11996.D
Acq On : 22 Aug 2008 15:33
Sample : VOC_35ppb_CSTD
Misc : 10mL water (source B)
MS Integration Params: ettics.p
Quant Time: Aug 22 16:26 2008

Vial: 13
Operator: twk-sop525r12:
Inst : CSS Instr
Multiplr: 1.00
Quant Results File: 082208W.RES

Method : C:\HPCHEM\1\METHODS\082208W.M (RTE Integrator)
Title : GC/MS Volatiles (S.O.P. 525)
Last Update : Fri Aug 22 15:41:08 2008
Response via : Initial Calibration

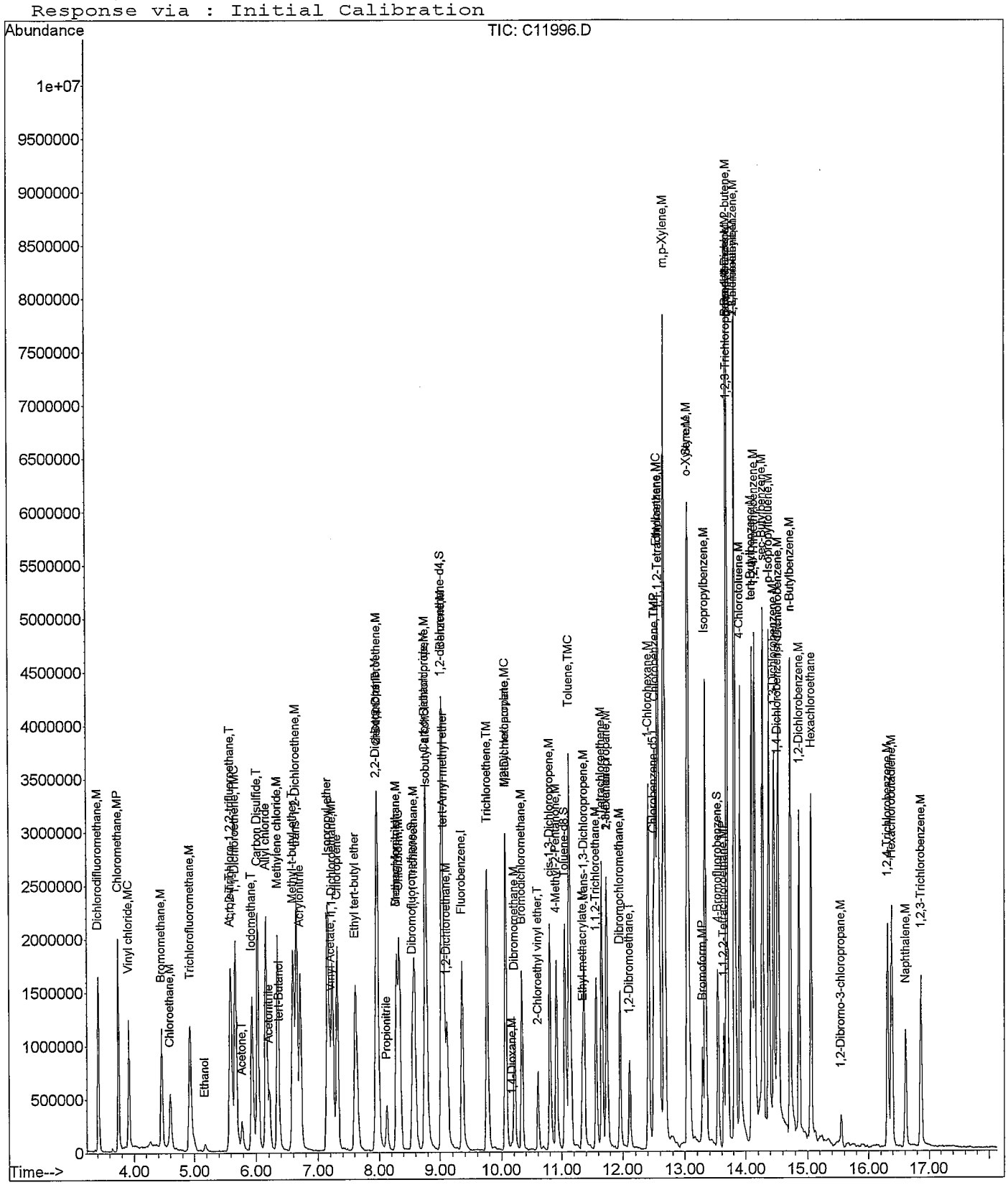

Quantitation Report (QT Reviewed)

Data File : C:\HPCHEM\1\DATA\082208\C11999.D Vial: 16
Acq On : 22 Aug 2008 16:43 Operator: twk-sop525r12:
Sample : VOC_10ppb_CSTD Inst : CSS Instr
Misc : 10mL water (source B) Multiplr: 1.00
MS Integration Params: ettics.p
Quant Time: Aug 22 18:21 2008 Quant Results File: 082208W.RES

Quant Method : C:\HPCHEM\1\METHODS\082208W.M (RTE Integrator)
Title : GC/MS Volatiles (S.O.P. 525)
Last Update : Fri Aug 22 16:28:08 2008
Response via : Initial Calibration
DataAcq Meth : 082208W

Internal Standards	R.T.	QIon	Response	Conc	Units		Dev(Min)
1) Fluorobenzene	9.36	96	1895290	25.00	ppb		0.00
52) Chlorobenzene-d5	12.50	82	656281	25.00	ppb		0.00
72) 1,4-Dichlorobenzene-d4	14.51	152	549674	25.00	ppb		0.00
System Monitoring Compounds							
34) Dibromofluoromethane	8.55	113	733929	24.63	ppb		0.00
Spiked Amount 25.000	Range 80 - 124		Recovery = 98.52%				
38) 1,2-dichloroethane-d4	9.02	65	448306	23.50	ppb		-0.02
Spiked Amount 25.000	Range 62 - 139		Recovery = 94.00%				
53) Toluene-d8	11.05	98	1862811	26.13	ppb		-0.01
Spiked Amount 25.000	Range 81 - 119		Recovery = 104.52%				
73) 4-Bromofluorobenzene	13.54	95	606525	24.75	ppb		0.00
Spiked Amount 25.000	Range 78 - 129		Recovery = 99.00%				
Target Compounds							Qvalue
2) Dichlorodifluoromethane	3.42	85	483876	10.43	ppb		100
3) Chloromethane	3.74	50	505847	9.99	ppb		98
4) Vinyl chloride	3.91	62	350203	10.08	ppb		97
5) Bromomethane	4.46	96	236716	10.78	ppb		98
6) Chloroethane	4.60	64	144405	9.43	ppb		95
7) Trichlorofluoromethane	4.93	101	447380	10.27	ppb		91
8) Ethanol	5.18	45	26702	184.42	ppb	#	84
9) Acrolein	5.59	56	104714	119.05	ppb		75
10) 1,1,2-Trichloro-1,2,2-trif	5.60	101	346128	11.92	ppb		99
11) 1,1-Dichloroethene	5.67	96	276592	10.49	ppb		97
12) Acetone	5.78	58	30490	39.26	ppb		80
13) Iodomethane	5.94	142	587722	10.65	ppb		99
14) Carbon Disulfide	6.03	76	1063087	10.43	ppb		99
15) Allyl chloride	6.16	76	165833	11.06	ppb	#	93
16) Acetonitrile	6.22	41	190046	102.49	ppb		90
17) Methylene chloride	6.35	84	289464	10.35	ppb		93
18) tert-Butanol	6.39	59	38956	52.74	ppb	#	85
19) Methyl-t-butyl-ether	6.60	73	716192	20.83	ppb		92
20) trans-1,2-Dichloroethene	6.65	96	301439	10.87	ppb		94
21) Acrylonitrile	6.71	53	458075	107.65	ppb		97
22) Isopropyl ether	7.16	45	1167640	10.21	ppb		96
23) Vinyl Acetate	7.21	43	380009	11.18	ppb		97
24) 1,1-Dichloroethane	7.24	63	682788	11.33	ppb		93
25) Chloroprene	7.32	53	425602	10.52	ppb		92
26) Ethyl tert-butyl ether	7.61	59	729508	11.39	ppb		98
27) 2,2-Dichloropropane	7.95	77	344897	10.19	ppb		88
28) 2-Butanone	7.97	43	253267	40.06	ppb		98
29) cis-1,2-Dichloroethene	7.97	96	330713	10.72	ppb		96
30) Propionitrile	8.13	54	151055	105.03	ppb	#	93
31) Methacrylonitrile	8.29	67	43157	10.68	ppb		94
32) Bromochloromethane	8.30	128	146377	11.46	ppb		84
33) Chloroform	8.33	83	556880	10.65	ppb		98
35) 1,1,1-Trichloroethane	8.58	97	411544	10.74	ppb		97
36) Carbon tetrachloride	8.76	117	363668	11.00	ppb		89
37) 1,1-Dichloropropene	8.78	75	410259	11.02	ppb		96
39) Isobutyl alcohol	8.80	43	94001	209.17	ppb	#	90
40) tert-Amyl methyl ether	9.07	87	75098	10.16	ppb		96
41) Benzene	9.03	78	1153145	10.44	ppb		97
42) 1,2-Dichloroethane	9.11	62	278627	11.18	ppb		96
43) Trichloroethene	9.76	95	310442	10.17	ppb		97

(#) = qualifier out of range (m) = manual integration

mu 8/25/08

Quantitation Report (QT Reviewed)

Data File : C:\HPCHEM\1\DATA\082208\C11999.D Vial: 16
Acq On : 22 Aug 2008 16:43 Operator: twk-sop525r12:
Sample : VOC_10ppb_CSTD Inst : CSS Instr
Misc : 10mL water (source B) Multiplr: 1.00
MS Integration Params: ettics.p
Quant Time: Aug 22 18:21 2008 Quant Results File: 082208W.RES

Quant Method : C:\HPCHEM\1\METHODS\082208W.M (RTE Integrator)
Title : GC/MS Volatiles (S.O.P. 525)
Last Update : Fri Aug 22 16:28:08 2008
Response via : Initial Calibration
DataAcq Meth : 082208W

	Compound	R.T.	QIon	Response	Conc Unit		Qvalue
44)	1,2-Dichloropropane	10.07	63	340812	10.70 ppb		99
45)	Methyl methacrylate	10.07	69	71774	10.91 ppb		94
46)	1,4-Dioxane	10.18	88	11262	197.76 ppb	#	77
47)	Dibromomethane	10.21	93	161645	10.82 ppb		93
48)	Bromodichloromethane	10.33	83	341658	10.75 ppb		99
49)	2-Chloroethyl vinyl ether	10.60	63	103290	11.19 ppb		91
50)	cis-1,3-Dichloropropene	10.80	75	384663	11.02 ppb		98
51)	4-Methyl-2-Pentanone	10.91	43	557654	39.89 ppb	#	97
54)	Toluene	11.13	91	1044109	10.90 ppb		99
55)	Ethyl methacrylate	11.35	69	164537	10.81 ppb	#	95
56)	trans-1,3-Dichloropropene	11.37	75	258072	11.09 ppb		92
57)	1,1,2-Trichloroethane	11.57	83	150026	10.64 ppb		97
58)	Tetrachloroethene	11.67	164	242157	11.81 ppb		93
59)	2-Hexanone	11.74	58	165564	49.91 ppb		98
60)	1,3-Dichloropropane	11.75	76	257503	11.67 ppb		96
61)	Dibromochloromethane	11.96	129	243313	11.47 ppb		100
62)	1,2-Dibromoethane	12.11	107	194692	11.67 ppb		92
63)	1-Chlorohexane	12.42	91	401969	11.59 ppb		98
64)	Chlorobenzene	12.53	112	732959	11.79 ppb		98
65)	Ethylbenzene	12.57	91	1193523	11.65 ppb		98
66)	1,1,1,2-Tetrachloroethane	12.59	131	238986	11.94 ppb		92
67)	m,p-Xylene	12.67	106	859374	23.34 ppb		94
68)	o-Xylene	13.04	106	448458	11.90 ppb		98
69)	Styrene	13.06	104	654966	12.33 ppb		97
70)	Bromoform	13.29	173	115729	11.11 ppb		98
71)	Isopropylbenzene	13.34	105	1084397	11.87 ppb		99
74)	1,1,2,2-Tetrachloroethane	13.64	83	188468	10.40 ppb		96
75)	trans-1,4-Dichloro-2-buten	13.69	53	43168	10.63 ppb	#	86
76)	n-Propylbenzene	13.69	91	1390258	10.81 ppb		98
77)	1,2,3-Trichloropropane	13.71	110	32083	10.06 ppb		88
78)	Bromobenzene	13.69	156	263238	11.14 ppb		93
79)	1,3,5-Trimethylbenzene	13.82	105	930100	11.33 ppb		100
80)	2-Chlorotoluene	13.82	126	274768	10.88 ppb		99
81)	4-Chlorotoluene	13.91	126	253230	10.74 ppb		97
82)	tert-Butylbenzene	14.10	134	136611	10.84 ppb		98
83)	1,2,4-Trimethylbenzene	14.15	105	854844	10.94 ppb		100
84)	sec-Butylbenzene	14.27	105	1137973	10.33 ppb		100
85)	p-Isopropyltoluene	14.38	119	888086	10.60 ppb		98
86)	1,3-Dichlorobenzene	14.46	146	477134	10.95 ppb		96
87)	1,4-Dichlorobenzene	14.53	146	428644	10.40 ppb		98
88)	n-Butylbenzene	14.72	91	919363	10.68 ppb		97
89)	1,2-Dichlorobenzene	14.86	146	402827	10.98 ppb		95
90)	Hexachloroethane	15.06	201	159198	11.15 ppb	#	80
91)	1,2-Dibromo-3-chloropropan	15.56	157	22341	11.38 ppb		92
92)	1,2,4-Trichlorobenzene	16.31	180	263606	11.68 ppb		95
93)	Hexachlorobutadiene	16.38	225	154001	10.02 ppb		95
94)	Naphthalene	16.61	128	286570	11.08 ppb		100
95)	1,2,3-Trichlorobenzene	16.86	180	203516	11.62 ppb		89

(#) = qualifier out of range (m) = manual integration

Quantitation Report

Data File : C:\HPCHEM\1\DATA\082208\C11999.D Vial: 16
Acq On : 22 Aug 2008 16:43 Operator: twk-sop525r12:
Sample : VOC_10ppb_CSTD Inst : CSS Instr
Misc : 10mL water (source B) Multiplr: 1.00
MS Integration Params: ettics.p
Quant Time: Aug 22 18:21 2008 Quant Results File: 082208W.RES

Method : C:\HPCHEM\1\METHODS\082208W.M (RTE Integrator)
Title : GC/MS Volatiles (S.O.P. 525)
Last Update : Fri Aug 22 16:28:08 2008
Response via : Initial Calibration

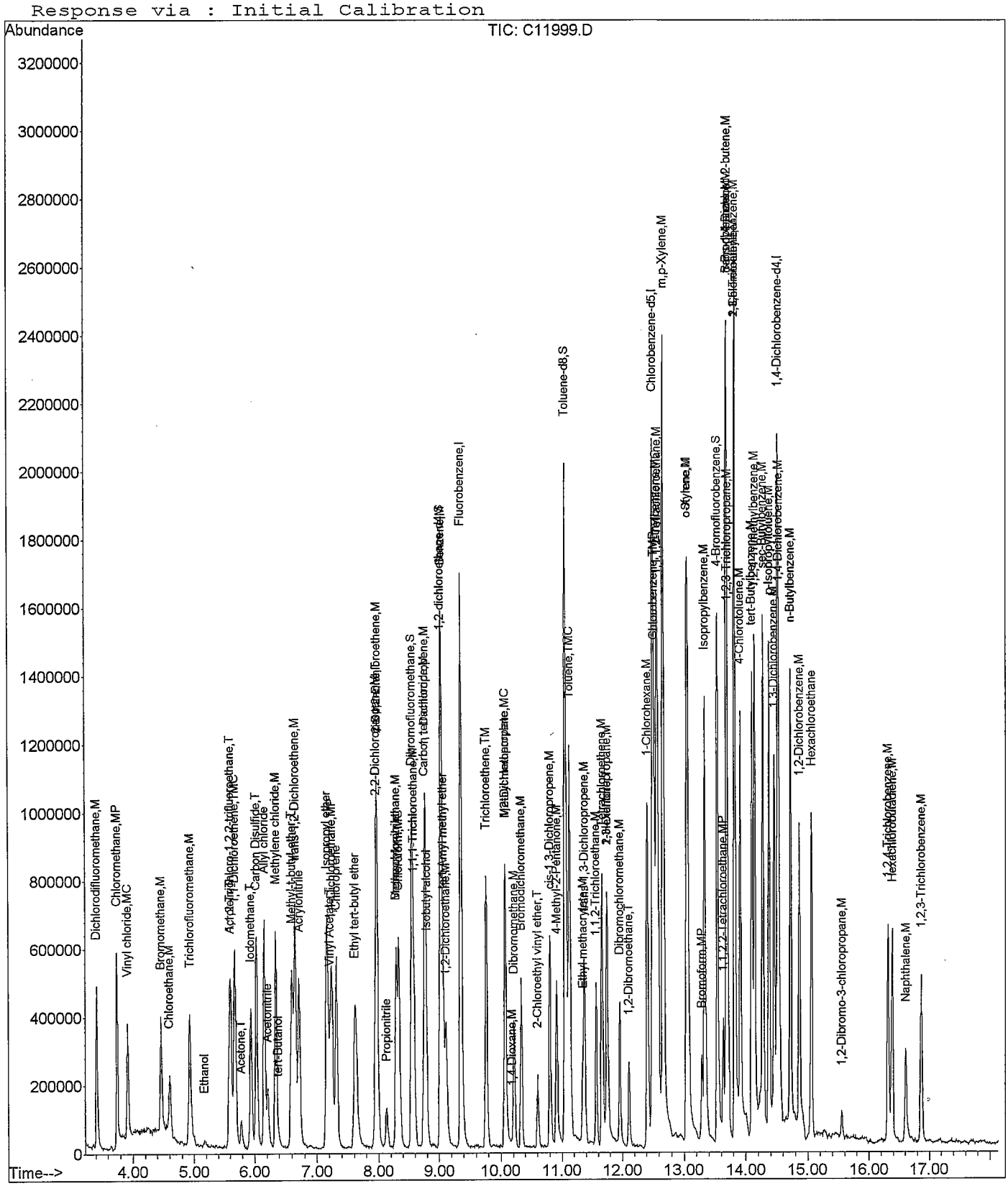

Quantitation Report (QT Reviewed)

Data File : C:\HPCHEM\1\DATA\082208\C12000.D Vial: 17
Acq On : 22 Aug 2008 17:06 Operator: twk-sop525r12:
Sample : VOC_50ppb_CSTD Inst : CSS Instr
Misc : 10mL water (source B) Multiplr: 1.00
MS Integration Params: ettics.p
Quant Time: Aug 22 18:24 2008 Quant Results File: 082208W.RES

Quant Method : C:\HPCHEM\1\METHODS\082208W.M (RTE Integrator)
Title : GC/MS Volatiles (S.O.P. 525)
Last Update : Fri Aug 22 18:23:49 2008
Response via : Initial Calibration
DataAcq Meth : 082208W

Internal Standards	R.T.	QIon	Response	Conc	Units	Dev(Min)
1) Fluorobenzene	9.35	96	2085308	25.00	ppb	-0.01
52) Chlorobenzene-d5	12.50	82	730465	25.00	ppb	-0.01
72) 1,4-Dichlorobenzene-d4	14.51	152	575608	25.00	ppb	0.00
System Monitoring Compounds						
34) Dibromofluoromethane	8.55	113	726771	22.26	ppb	0.00
Spiked Amount 25.000	Range 80 - 124		Recovery = 89.04%			
38) 1,2-dichloroethane-d4	9.02	65	451598	21.80	ppb	-0.02
Spiked Amount 25.000	Range 62 - 139		Recovery = 87.20%			
53) Toluene-d8	11.05	98	1823012	23.12	ppb	-0.01
Spiked Amount 25.000	Range 81 - 119		Recovery = 92.48%			
73) 4-Bromofluorobenzene	13.54	95	608901	23.87	ppb	-0.01
Spiked Amount 25.000	Range 78 - 129		Recovery = 95.48%			

Target Compounds							Qvalue
2) Dichlorodifluoromethane	3.42	85	2333981	45.44	ppb		100
3) Chloromethane	3.74	50	2653929	47.51	ppb		98
4) Vinyl chloride	3.92	62	1726904	45.22	ppb		100
5) Bromomethane	4.45	96	1143323	46.77	ppb		97
6) Chloroethane	4.60	64	700709	41.83	ppb		95
7) Trichlorofluoromethane	4.92	101	2211796	46.28	ppb		98
8) Ethanol	5.18	45	128683	783.40	ppb	#	87
9) Acrolein	5.59	56	582139m	585.83	ppb		
10) 1,1,2-Trichloro-1,2,2-trif	5.60	101	1756247	54.00	ppb		97
11) 1,1-Dichloroethene	5.67	96	1297749	44.19	ppb		97
12) Acetone	5.78	58	153265	177.72	ppb		93
13) Iodomethane	5.94	142	2886138	47.19	ppb		99
14) Carbon Disulfide	6.02	76	5393691	47.93	ppb		96
15) Allyl chloride	6.16	76	787785	46.81	ppb	#	94
16) Acetonitrile	6.21	41	939902	453.30	ppb		95
17) Methylene chloride	6.35	84	1366450	44.06	ppb		94
18) tert-Butanol	6.39	59	203440	246.33	ppb		99
19) Methyl-t-butyl-ether	6.60	73	3766645	98.54	ppb		95
20) trans-1,2-Dichloroethene	6.65	96	1512006	48.72	ppb		97
21) Acrylonitrile	6.71	53	2196845	465.21	ppb		99
22) Isopropyl ether	7.15	45	5928645	46.79	ppb		99
23) Vinyl Acetate	7.20	43	1617521	43.77	ppb		99
24) 1,1-Dichloroethane	7.23	63	3108500	46.03	ppb		95
25) Chloroprene	7.32	53	2314861	51.25	ppb		95
26) Ethyl tert-butyl ether	7.61	59	3309405	45.84	ppb		97
27) 2,2-Dichloropropane	7.95	77	1560781	42.11	ppb		88
28) 2-Butanone	7.97	43	1161523	166.80	ppb		97
29) cis-1,2-Dichloroethene	7.97	96	1550215	45.19	ppb		95
30) Propionitrile	8.12	54	756481	472.90	ppb	#	94
31) Methacrylonitrile	8.28	67	224622	50.29	ppb		83
32) Bromochloromethane	8.29	128	695484	48.38	ppb		92
33) Chloroform	8.33	83	2822037	48.72	ppb		98
35) 1,1,1-Trichloroethane	8.58	97	1967025	46.52	ppb		97
36) Carbon tetrachloride	8.76	117	1788273	47.81	ppb		93
37) 1,1-Dichloropropene	8.77	75	1945406	46.82	ppb		96
39) Isobutyl alcohol	8.79	43	465889	927.63	ppb	#	91
40) tert-Amyl methyl ether	9.06	87	375981	45.64	ppb		85
41) Benzene	9.04	78	5609868	45.69	ppb		99
42) 1,2-Dichloroethane	9.11	62	1269182	45.48	ppb		99
43) Trichloroethene	9.76	95	1623289	47.97	ppb		91

(#) = qualifier out of range (m) = manual integration

mr 8/25/08

Quantitation Report (QT Reviewed)

Data File : C:\HPCHEM\1\DATA\082208\C12000.D Vial: 17
Acq On : 22 Aug 2008 17:06 Operator: twk-sop525r12:
Sample : VOC_50ppb_CSTD Inst : CSS Instr
Misc : 10mL water (source B) Multiplr: 1.00
MS Integration Params: ettics.p
Quant Time: Aug 22 18:24 2008 Quant Results File: 082208W.RES

Quant Method : C:\HPCHEM\1\METHODS\082208W.M (RTE Integrator)
Title : GC/MS Volatiles (S.O.P. 525)
Last Update : Fri Aug 22 18:23:49 2008
Response via : Initial Calibration
DataAcq Meth : 082208W

	Compound	R.T.	QIon	Response	Conc Unit		Qvalue
44)	1,2-Dichloropropane	10.07	63	1665193	47.21 ppb	#	98
45)	Methyl methacrylate	10.07	69	369461	50.31 ppb		94
46)	1,4-Dioxane	10.17	88	74021	1131.00 ppb	#	89
47)	Dibromomethane	10.21	93	821745	49.60 ppb		94
48)	Bromodichloromethane	10.33	83	1623858	45.97 ppb		95
49)	2-Chloroethyl vinyl ether	10.60	63	543102	53.10 ppb		92
50)	cis-1,3-Dichloropropene	10.80	75	1912411	49.63 ppb		98
51)	4-Methyl-2-Pentanone	10.91	43	2864759	187.92 ppb		97
54)	Toluene	11.13	91	5336766	49.21 ppb		97
55)	Ethyl methacrylate	11.34	69	846932	49.06 ppb	#	96
56)	trans-1,3-Dichloropropene	11.37	75	1319808	50.46 ppb		93
57)	1,1,2-Trichloroethane	11.57	83	744214	46.66 ppb		99
58)	Tetrachloroethene	11.66	164	1151880	49.03 ppb		98
59)	2-Hexanone	11.74	58	804687	214.31 ppb		92
60)	1,3-Dichloropropane	11.75	76	1194760	47.64 ppb		98
61)	Dibromochloromethane	11.96	129	1215592	50.48 ppb		99
62)	1,2-Dibromoethane	12.11	107	958557	50.61 ppb		96
63)	1-Chlorohexane	12.41	91	2028436	51.22 ppb		96
64)	Chlorobenzene	12.53	112	3384151	47.68 ppb		99
65)	Ethylbenzene	12.56	91	5678206	48.89 ppb		98
66)	1,1,1,2-Tetrachloroethane	12.59	131	1187522	51.87 ppb		97
67)	m,p-Xylene	12.67	106	4168277	99.63 ppb		100
68)	o-Xylene	13.04	106	2148406	49.80 ppb		94
69)	Styrene	13.06	104	3104567	51.07 ppb		99
70)	Bromoform	13.29	173	629121	53.22 ppb		97
71)	Isopropylbenzene	13.33	105	4817274	46.37 ppb		99
74)	1,1,2,2-Tetrachloroethane	13.64	83	895680	47.06 ppb		98
75)	trans-1,4-Dichloro-2-buten	13.69	53	206121	48.45 ppb		90
76)	n-Propylbenzene	13.69	91	6631312	49.04 ppb		98
77)	1,2,3-Trichloropropane	13.71	110	153681	45.62 ppb		65
78)	Bromobenzene	13.69	156	1245835	49.72 ppb		99
79)	1,3,5-Trimethylbenzene	13.82	105	4346429	49.90 ppb		99
80)	2-Chlorotoluene	13.82	126	1324152	49.63 ppb		98
81)	4-Chlorotoluene	13.92	126	1208464	48.46 ppb		98
82)	tert-Butylbenzene	14.10	134	674287	50.59 ppb		96
83)	1,2,4-Trimethylbenzene	14.14	105	3954191	47.63 ppb		100
84)	sec-Butylbenzene	14.28	105	5490972	47.36 ppb		99
85)	p-Isopropyltoluene	14.38	119	4280434	48.30 ppb		99
86)	1,3-Dichlorobenzene	14.46	146	2244737	48.39 ppb		97
87)	1,4-Dichlorobenzene	14.53	146	2144231	49.20 ppb		98
88)	n-Butylbenzene	14.72	91	4567408	50.23 ppb		99
89)	1,2-Dichlorobenzene	14.86	146	1891290	48.33 ppb		97
90)	Hexachloroethane	15.06	201	829817	53.80 ppb		87
91)	1,2-Dibromo-3-chloropropan	15.56	157	113139	53.40 ppb		94
92)	1,2,4-Trichlorobenzene	16.31	180	1298325	53.81 ppb		98
93)	Hexachlorobutadiene	16.38	225	804456	49.94 ppb		93
94)	Naphthalene	16.61	128	1447757	52.81 ppb		100
95)	1,2,3-Trichlorobenzene	16.87	180	929281	49.29 ppb		95

(#) = qualifier out of range (m) = manual integration

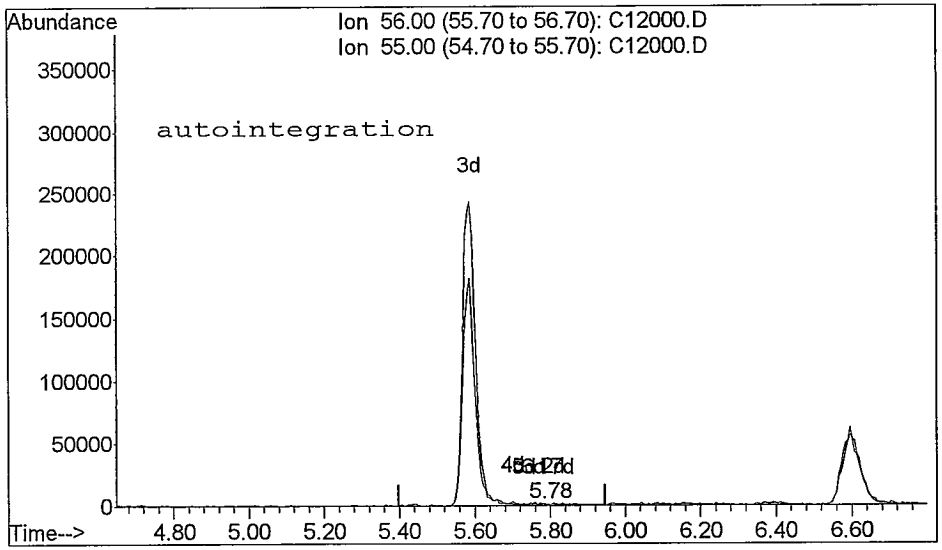

TIC: C12000.D

(9) Acrolein (T)
5.78min 1.52ppb
response 1508

Ion	Exp%	Act%
56.00	100	100
55.00	50.00	39.79
0.00	0.00	0.00
0.00	0.00	0.00

Reason for manual re-integration?

[X] missed peak assignment

[] peak saturation (detector shutdown)

[] over-integrated peak's area

[] under-integrated peak's area

[] other (_____)

initials: mm date: 9 / 25 / 08

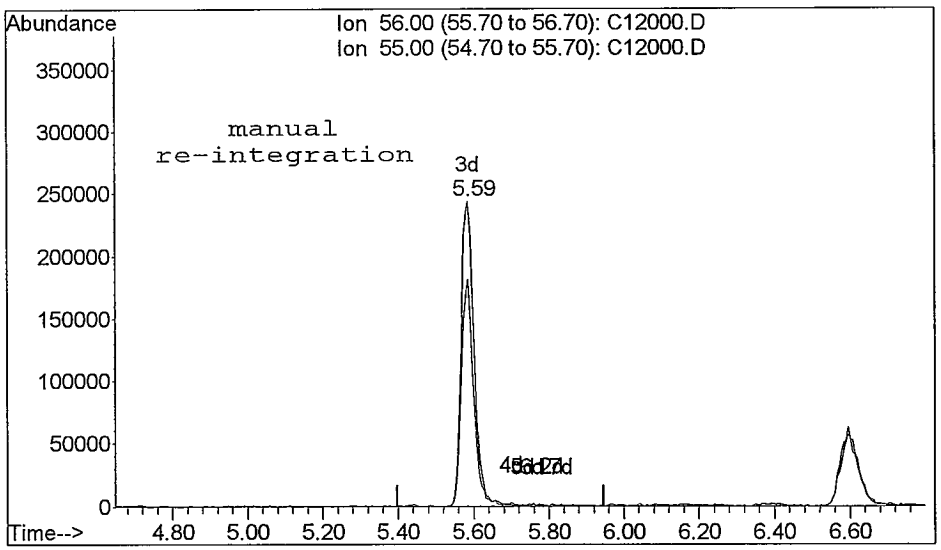

TIC: C12000.D

(9) Acrolein (T)
5.59min 585.83ppb m
response 582139

Ion	Exp%	Act%
56.00	100	100
55.00	50.00	74.58#
0.00	0.00	0.00
0.00	0.00	0.00

Quantitation Report

Data File : C:\HPCHEM\1\DATA\082208\C12000.D Vial: 17
Acq On : 22 Aug 2008 17:06 Operator: twk-sop525r12:
Sample : VOC_50ppb_CSTD Inst : CSS Instr
Misc : 10mL water (source B) Multiplr: 1.00
MS Integration Params: ettics.p
Quant Time: Aug 22 18:24 2008 Quant Results File: 082208W.RES

Method : C:\HPCHEM\1\METHODS\082208W.M (RTE Integrator)
Title : GC/MS Volatiles (S.O.P. 525)
Last Update : Fri Aug 22 18:23:49 2008
Response via : Initial Calibration

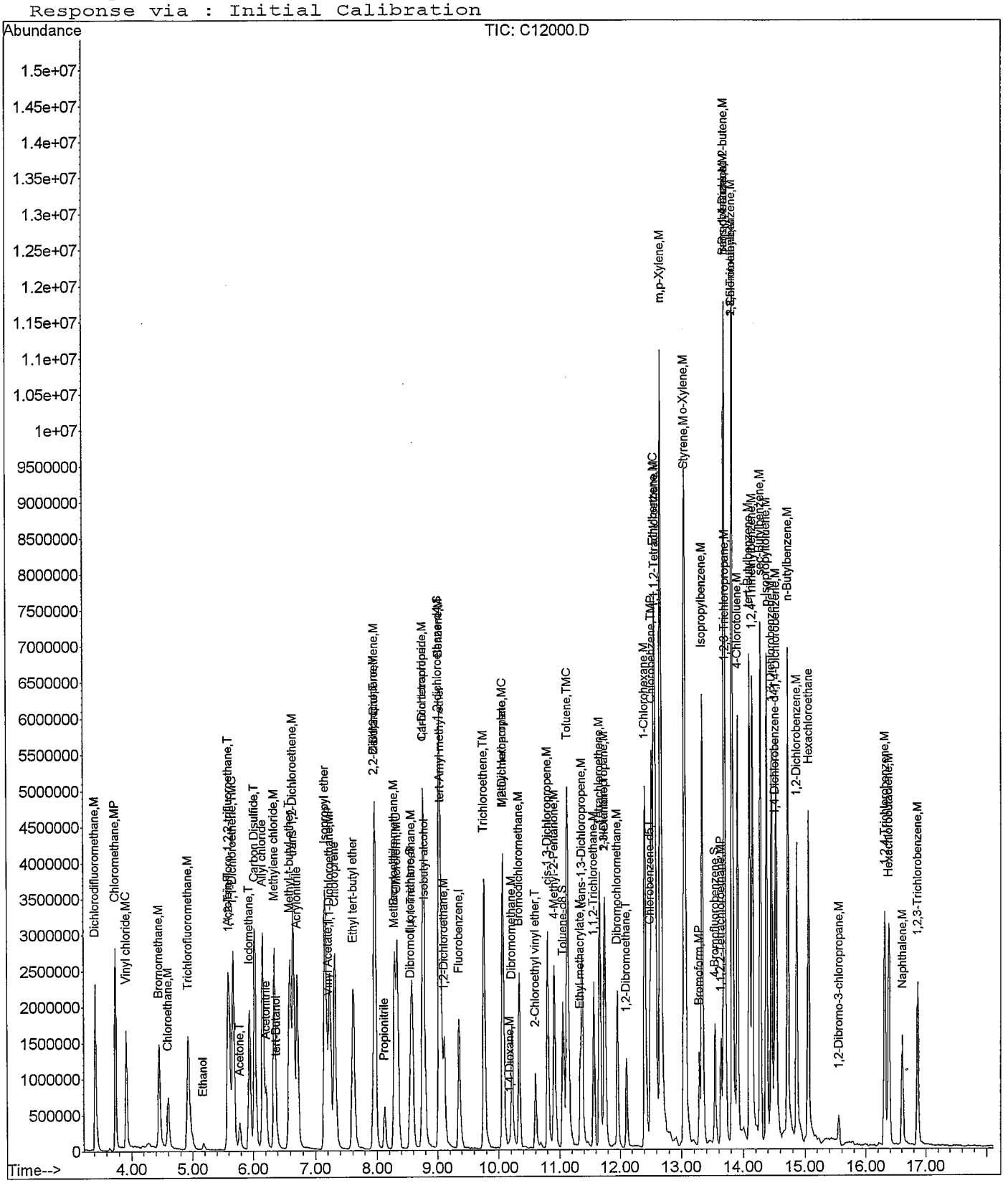

Quantitation Report (QT Reviewed)

Data File : C:\HPCHEM\1\DATA\082208\C12003.D Vial: 20
Acq On : 22 Aug 2008 18:17 Operator: twk-sop525r12:
Sample : VL080822-3ICS Inst : CSS Instr
Misc : 10mL water Source A Multiplr: 1.00
MS Integration Params: ettics.p
Quant Time: Aug 25 8:55 2008 Quant Results File: 082208W.RES

Quant Method : C:\HPCHEM\1\METHODS\082208W.M (RTE Integrator)
Title : GC/MS Volatiles (S.O.P. 525)
Last Update : Mon Aug 25 08:54:24 2008
Response via : Initial Calibration
DataAcq Meth : 082208W

Internal Standards	R.T.	QIon	Response	Conc	Units	Dev(Min)
1) Fluorobenzene	9.35	96	1951221	25.00	ppb	-0.01
52) Chlorobenzene-d5	12.50	82	720624	25.00	ppb	-0.01
72) 1,4-Dichlorobenzene-d4	14.51	152	561217	25.00	ppb	0.00
System Monitoring Compounds						
34) Dibromofluoromethane	8.55	113	764820	25.29	ppb	0.00
Spiked Amount 25.000	Range 80 - 124		Recovery = 101.16%			
38) 1,2-dichloroethane-d4	9.02	65	445883	23.39	ppb	-0.02
Spiked Amount 25.000	Range 62 - 139		Recovery = 93.56%			
53) Toluene-d8	11.05	98	1934023	25.03	ppb	-0.01
Spiked Amount 25.000	Range 81 - 119		Recovery = 100.12%			
73) 4-Bromofluorobenzene	13.54	95	572640	23.43	ppb	-0.01
Spiked Amount 25.000	Range 78 - 129		Recovery = 93.72%			

Target Compounds							Qvalue
2) Dichlorodifluoromethane	3.42	85	435786	9.23	ppb		99
3) Chloromethane	3.74	50	489875	9.53	ppb		99
4) Vinyl chloride	3.91	62	339851	9.72	ppb		97
5) Bromomethane	4.46	96	234451	10.33	ppb		99
6) Chloroethane	4.60	64	140401	9.15	ppb		97
7) Trichlorofluoromethane	4.92	101	457159	10.36	ppb		94
8) Ethanol	5.17	45	21801	167.66	ppb	#	78
9) Acrolein	5.59	56	98283	114.21	ppb		72
10) 1,1,2-Trichloro-1,2,2-trif	5.60	101	362200	11.80	ppb		97
11) 1,1-Dichloroethene	5.67	96	265960	9.80	ppb		96
12) Acetone	5.78	58	29035	36.51	ppb		100
13) Iodomethane	5.94	142	559312	9.72	ppb		99
14) Carbon Disulfide	6.02	76	1052478	10.12	ppb		94
15) Allyl chloride	6.16	76	155106	9.85	ppb	#	88
16) Acetonitrile	6.22	41	175776	95.80	ppb		92
17) Methylene chloride	6.34	84	265826	9.21	ppb		97
18) tert-Butanol	6.37	59	34896	45.22	ppb	#	87
19) Methyl-t-butyl-ether	6.60	73	657881	18.47	ppb		93
20) trans-1,2-Dichloroethene	6.65	96	290511	9.98	ppb		93
21) Acrylonitrile	6.71	53	414679	95.32	ppb		98
22) Isopropyl ether	7.16	45	1067832	9.10	ppb		97
23) Vinyl Acetate	7.20	43	302971	9.49	ppb		96
24) 1,1-Dichloroethane	7.23	63	625277	9.96	ppb		98
25) Chloroprene	7.31	53	446148	10.52	ppb		96
26) Ethyl tert-butyl ether	7.62	59	691160	10.34	ppb		96
27) 2,2-Dichloropropane	7.95	77	298978	8.73	ppb		87
28) 2-Butanone	7.97	43	234827	36.81	ppb	#	99
29) cis-1,2-Dichloroethene	7.98	96	323136	10.12	ppb		90
30) Propionitrile	8.12	54	142808	95.92	ppb		94
31) Methacrylonitrile	8.29	67	43242	10.44	ppb		97
32) Bromochloromethane	8.29	128	129374	9.57	ppb		89
33) Chloroform	8.33	83	511562	9.49	ppb		98
35) 1,1,1-Trichloroethane	8.58	97	407688	10.39	ppb		94
36) Carbon tetrachloride	8.76	117	359753	10.20	ppb		99
37) 1,1-Dichloropropene	8.78	75	379851	9.83	ppb		95
39) Isobutyl alcohol	8.80	43	77764	166.14	ppb		98
40) tert-Amyl methyl ether	9.06	87	76806	10.09	ppb		95
41) Benzene	9.03	78	1139270	10.01	ppb		96
42) 1,2-Dichloroethane	9.11	62	262301	10.16	ppb		95
43) Trichloroethene	9.76	95	312613	9.86	ppb		90

(#) = qualifier out of range (m) = manual integration

an 8/25/08

Quantitation Report (QT Reviewed)

Data File : C:\HPCHEM\1\DATA\082208\C12003.D Vial: 20
Acq On : 22 Aug 2008 18:17 Operator: twk-sop525r12:
Sample : VL080822-3ICS Inst : CSS Instr
Misc : 10mL water Multiplr: 1.00
MS Integration Params: ettics.p
Quant Time: Aug 25 8:55 2008 Quant Results File: 082208W.RES

Quant Method : C:\HPCHEM\1\METHODS\082208W.M (RTE Integrator)
Title : GC/MS Volatiles (S.O.P. 525)
Last Update : Mon Aug 25 08:54:24 2008
Response via : Initial Calibration
DataAcq Meth : 082208W

	Compound	R.T.	QIon	Response	Conc	Unit		Qvalue
44)	1,2-Dichloropropane	10.07	63	301667	9.29	ppb	#	95
45)	Methyl methacrylate	10.07	69	64756	9.53	ppb		89
46)	1,4-Dioxane	10.17	88	11079	177.73	ppb	#	78
47)	Dibromomethane	10.21	93	156519	10.08	ppb		93
48)	Bromodichloromethane	10.33	83	319499	9.78	ppb		92
49)	2-Chloroethyl vinyl ether	10.60	63	103331	10.22	ppb		90
50)	cis-1,3-Dichloropropene	10.80	75	342783	9.55	ppb		96
51)	4-Methyl-2-Pentanone	10.91	43	530330	38.04	ppb		99
54)	Toluene	11.12	91	1066537	9.98	ppb		98
55)	Ethyl methacrylate	11.34	69	152474	9.02	ppb	#	97
56)	trans-1,3-Dichloropropene	11.37	75	229654	8.99	ppb		95
57)	1,1,2-Trichloroethane	11.56	83	148864	9.52	ppb		97
58)	Tetrachloroethene	11.66	164	214561	9.29	ppb		95
59)	2-Hexanone	11.74	58	146311	36.55	ppb		94
60)	1,3-Dichloropropane	11.74	76	225025	9.13	ppb		93
61)	Dibromochloromethane	11.96	129	233139	9.81	ppb		97
62)	1,2-Dibromoethane	12.11	107	174638	9.33	ppb		92
63)	1-Chlorohexane	12.41	91	363343	9.29	ppb		97
64)	Chlorobenzene	12.53	112	669258	9.52	ppb		99
65)	Ethylbenzene	12.56	91	1024101	8.93	ppb		97
66)	1,1,1,2-Tetrachloroethane	12.59	131	224587	9.91	ppb		96
67)	m,p-Xylene	12.66	106	823418	19.80	ppb		94
68)	o-Xylene	13.04	106	413828	9.71	ppb		95
69)	Styrene	13.06	104	588007	9.81	ppb		98
70)	Bromoform	13.29	173	116211	9.87	ppb		96
71)	Isopropylbenzene	13.33	105	1026310	10.07	ppb		99
74)	1,1,2,2-Tetrachloroethane	13.64	83	176764	9.61	ppb		97
75)	trans-1,4-Dichloro-2-buten	13.69	53	43248	10.48	ppb	#	90
76)	n-Propylbenzene	13.69	91	1310687	9.95	ppb		95
77)	1,2,3-Trichloropropane	13.70	110	31045	9.54	ppb		87
78)	Bromobenzene	13.69	156	246699	10.05	ppb		96
79)	1,3,5-Trimethylbenzene	13.82	105	846131	9.89	ppb		99
80)	2-Chlorotoluene	13.82	126	261075	9.97	ppb		97
81)	4-Chlorotoluene	13.91	126	245853	10.12	ppb		94
82)	tert-Butylbenzene	14.10	134	131423	10.02	ppb		98
83)	1,2,4-Trimethylbenzene	14.14	105	801617	9.92	ppb		99
84)	sec-Butylbenzene	14.27	105	1128245	10.07	ppb		99
85)	p-Isopropyltoluene	14.38	119	869766	10.06	ppb		97
86)	1,3-Dichlorobenzene	14.46	146	465990	10.28	ppb		96
87)	1,4-Dichlorobenzene	14.53	146	419813	9.84	ppb		96
88)	n-Butylbenzene	14.71	91	913235	10.36	ppb		99
89)	1,2-Dichlorobenzene	14.86	146	366606	9.55	ppb		94
90)	Hexachloroethane	15.06	201	152986	10.03	ppb		84
91)	1,2-Dibromo-3-chloropropan	15.55	157	22447	10.73	ppb		92
92)	1,2,4-Trichlorobenzene	16.31	180	247072	10.39	ppb		98
93)	Hexachlorobutadiene	16.38	225	160143	10.14	ppb		96
94)	Naphthalene	16.61	128	280499	10.36	ppb		100
95)	1,2,3-Trichlorobenzene	16.86	180	188036	10.14	ppb		98

(#) = qualifier out of range (m) = manual integration

Quantitation Report

Data File : C:\HPCHEM\1\DATA\082208\C12003.D Vial: 20
Acq On : 22 Aug 2008 18:17 Operator: twk-sop525r12:
Sample : VL080822-3ICS Inst : CSS Instr
Misc : 10mL water Multiplr: 1.00
MS Integration Params: ettics.p
Quant Time: Aug 25 8:55 2008 Quant Results File: 082208W.RES

Method : C:\HPCHEM\1\METHODS\082208W.M (RTE Integrator)
Title : GC/MS Volatiles (S.O.P. 525)
Last Update : Mon Aug 25 08:54:24 2008
Response via : Initial Calibration

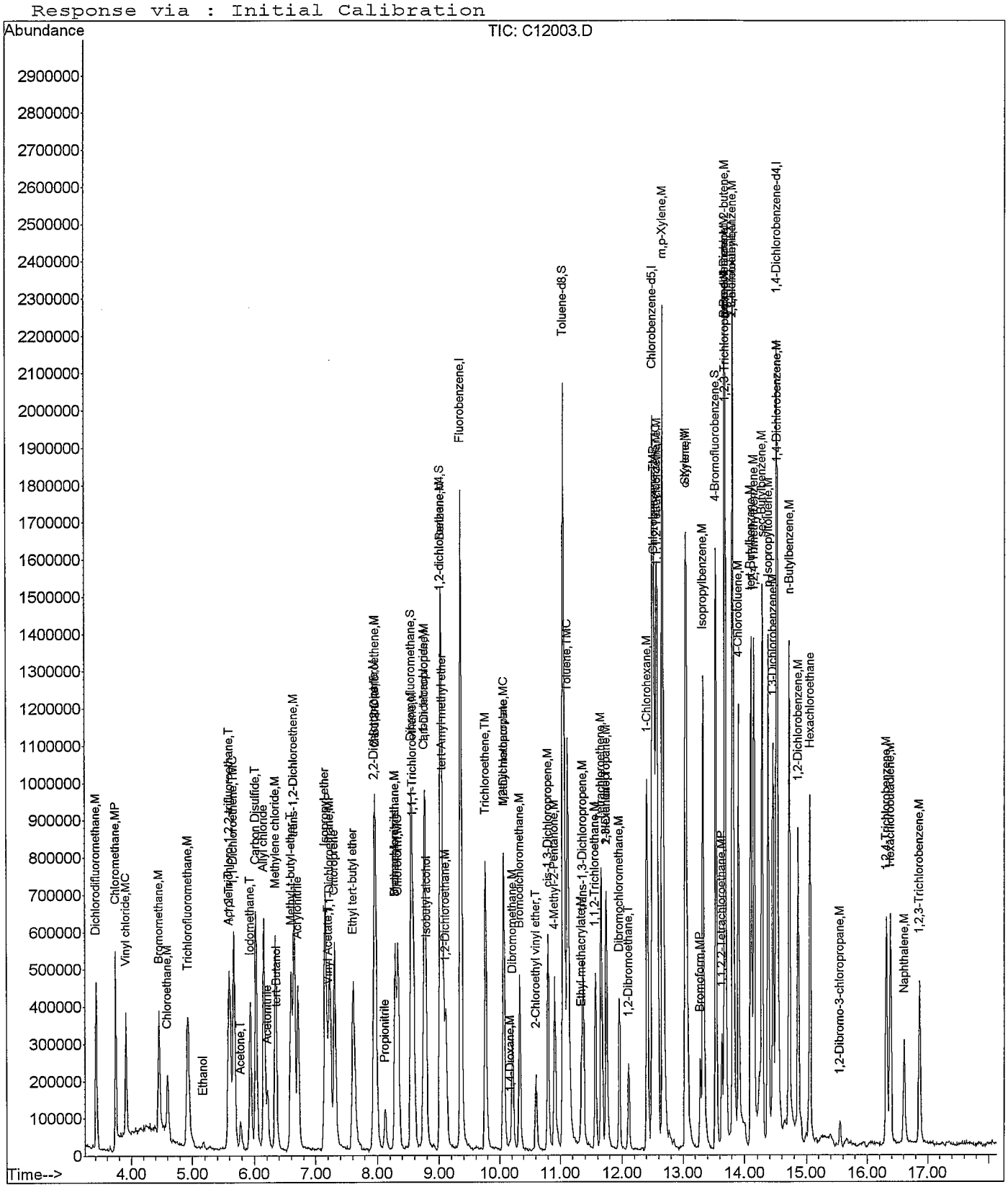

BFB

Data File : C:\HPCHEM\1\DATA\091008\C12183.D
Acq On : 10 Sep 2008 10:29
Sample : BFB-TUNE1
Misc : 50ng 4-BFB (1uL direct inj.)
MS Integration Params: ettics.p
Method : C:\HPCHEM\1\METHODS\081308B.M (RTE Integrator)
Title : GC/MS Volatiles (S.O.P. 525)

Vial: 100
Operator: twk-sop525r12
Inst : CSS Instr
Multiplr: 1.00

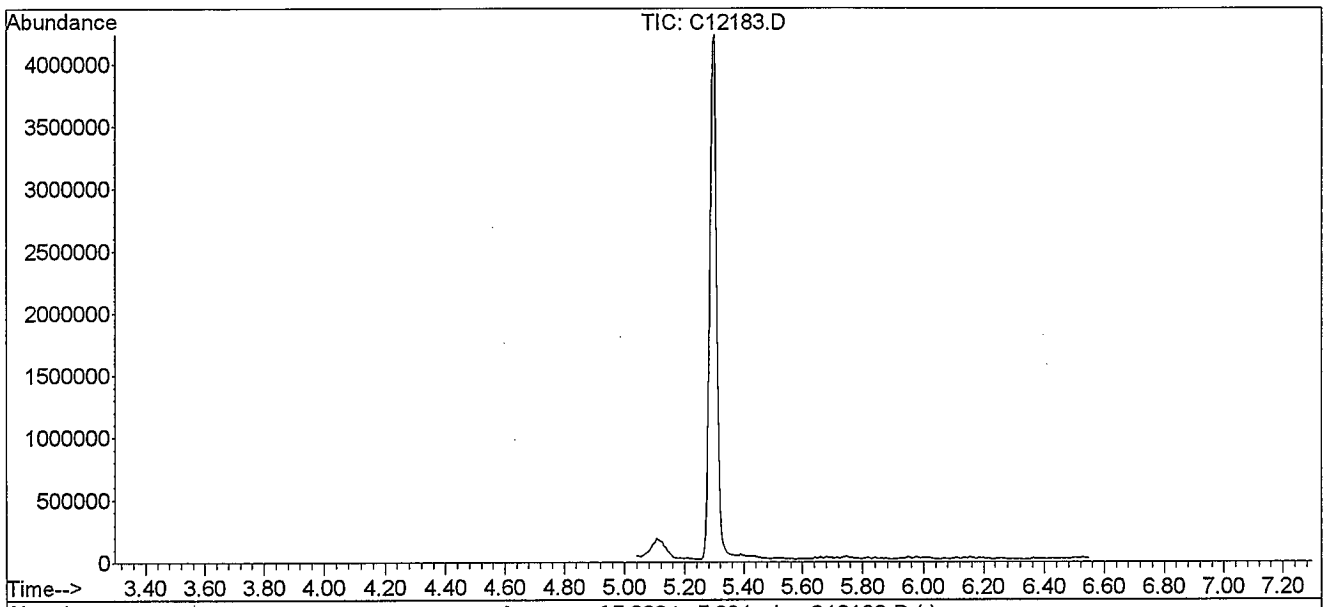

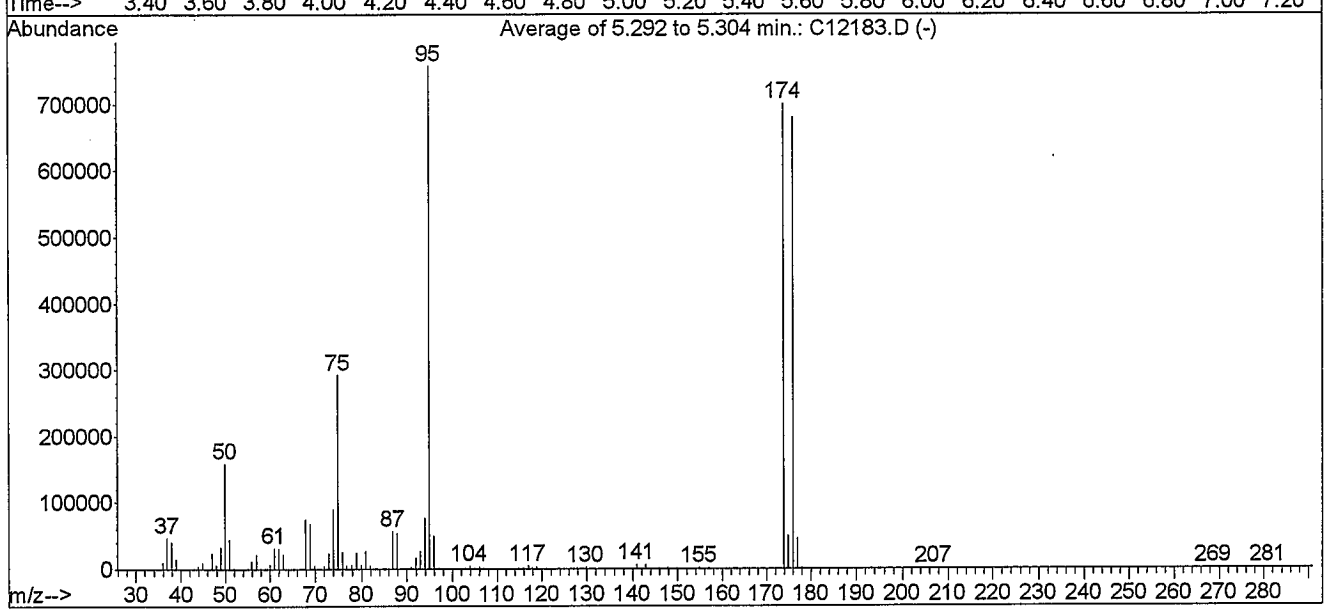

AutoFind: Scans 43, 44, 45; Background Corrected with Scan 35

Target Mass	Rel. to Mass	Lower Limit%	Upper Limit%	Rel. Abn%	Raw Abn	Result Pass/Fail
50	95	15	40	21.0	158723	PASS
75	95	30	60	38.6	292309	PASS
95	95	100	100	100.0	757376	PASS
96	95	5	9	6.5	49605	PASS
173	174	0.00	2	0.0	0	PASS
174	95	50	100	92.4	700160	PASS
175	174	5	9	7.0	49059	PASS
176	174	95	101	97.0	679189	PASS
177	176	5	9	6.7	45728	PASS

m 9/10/08

C12183.D 081308B.M Wed Sep 10 10:37:19 2008

Quantitation Report (QT Reviewed)

Data File : C:\HPCHEM\1\DATA\091008\C12184.D Vial: 5
Acq On : 10 Sep 2008 10:41 Operator: twk-sop525r12:
Sample : VL080910-3CCS Inst : CSS Instr
Misc : 10mL water - CCV/LCS Multiplr: 1.00
MS Integration Params: ettics.p
Quant Time: Sep 10 11:00 2008 Quant Results File: 082208W.RES

Quant Method : C:\HPCHEM\1\METHODS\082208W.M (RTE Integrator)
Title : GC/MS Volatiles (S.O.P. 525)
Last Update : Thu Sep 04 13:15:48 2008
Response via : Initial Calibration
DataAcq Meth : 082208W

Internal Standards	R.T.	QIon	Response	Conc	Units	Dev(Min)
1) Fluorobenzene	9.37	96	1906380	25.00	ppb	0.00
52) Chlorobenzene-d5	12.51	82	709865	25.00	ppb	0.00
72) 1,4-Dichlorobenzene-d4	14.52	152	560779	25.00	ppb	0.00
System Monitoring Compounds						
34) Dibromofluoromethane	8.56	113	738685	25.00	ppb	0.00
Spiked Amount 25.000	Range 80 - 124		Recovery = 100.00%			
38) 1,2-dichloroethane-d4	9.03	65	415525	22.31	ppb	0.00
Spiked Amount 25.000	Range 62 - 139		Recovery = 89.24%			
53) Toluene-d8	11.06	98	1922931	25.27	ppb	0.00
Spiked Amount 25.000	Range 81 - 119		Recovery = 101.08%			
73) 4-Bromofluorobenzene	13.55	95	650043	26.62	ppb	0.00
Spiked Amount 25.000	Range 78 - 129		Recovery = 106.48%			

Target Compounds							Qvalue
2) Dichlorodifluoromethane	3.43	85	470214	10.19	ppb		100
3) Chloromethane	3.75	50	510677	10.17	ppb		98
4) Vinyl chloride	3.92	62	354263	10.37	ppb		96
5) Bromomethane	4.47	96	212391	9.57	ppb		91
6) Chloroethane	4.61	64	142879	9.53	ppb		95
7) Trichlorofluoromethane	4.94	101	441973	10.25	ppb		96
8) Ethanol	5.19	45	30393	239.24	ppb		94
9) Acrolein	5.60	56	129146	149.96	ppb		94
10) 1,1,2-Trichloro-1,2,2-trif	5.61	101	314834	10.50	ppb		94
11) 1,1-Dichloroethene	5.69	96	256050	9.66	ppb		92
12) Acetone	5.79	58	31536	40.59	ppb		71
13) Iodomethane	5.95	142	514362	9.15	ppb		98
14) Carbon Disulfide	6.05	76	995111	9.80	ppb		97
15) Allyl chloride	6.17	76	156069	10.15	ppb		93
16) Acetonitrile	6.23	41	184014	102.64	ppb	#	86
17) Methylene chloride	6.36	84	278358	9.87	ppb		94
18) tert-Butanol	6.39	59	40722	54.01	ppb	#	92
19) Methyl-t-butyl-ether	6.61	73	715350	20.55	ppb		99
20) trans-1,2-Dichloroethene	6.67	96	283172	9.96	ppb		98
21) Acrylonitrile	6.73	53	437089	102.83	ppb		89
22) Isopropyl ether	7.18	45	1062779	9.27	ppb		97
23) Vinyl Acetate	7.21	43	283183	9.04	ppb		99
24) 1,1-Dichloroethane	7.25	63	615701	10.04	ppb		97
25) Chloroprene	7.33	53	400035	9.65	ppb		96
26) Ethyl tert-butyl ether	7.63	59	669743	10.26	ppb		93
27) 2,2-Dichloropropane	7.96	77	368292	11.01	ppb		98
28) 2-Butanone	7.99	43	247545	39.71	ppb		98
29) cis-1,2-Dichloroethene	7.99	96	302691	9.70	ppb		95
30) Propionitrile	8.14	54	149836	103.00	ppb		95
31) Methacrylonitrile	8.31	67	39844	9.85	ppb		82
32) Bromochloromethane	8.31	128	127283	9.64	ppb		90
33) Chloroform	8.35	83	494702	9.39	ppb		96
35) 1,1,1-Trichloroethane	8.60	97	397457	10.36	ppb		94
36) Carbon tetrachloride	8.77	117	340486	9.89	ppb		94
37) 1,1-Dichloropropene	8.79	75	387047	10.25	ppb		97
39) Isobutyl alcohol	8.81	43	95340	208.48	ppb	#	86
40) tert-Amyl methyl ether	9.09	87	74200	9.98	ppb	#	88
41) Benzene	9.04	78	1040822	9.36	ppb		96
42) 1,2-Dichloroethane	9.13	62	245050	9.71	ppb		97
43) Trichloroethene	9.77	95	318662	10.29	ppb		90

(#) = qualifier out of range (m) = manual integration

an 9/10/08

Quantitation Report (QT Reviewed)

Data File : C:\HPCHEM\1\DATA\091008\C12184.D Vial: 5
Acq On : 10 Sep 2008 10:41 Operator: twk-sop525r12:
Sample : VL080910-3CCS Inst : CSS Instr
Misc : 10mL water - CCV/LCS Multiplr: 1.00
MS Integration Params: ettics.p
Quant Time: Sep 10 11:00 2008 Quant Results File: 082208W.RES

Quant Method : C:\HPCHEM\1\METHODS\082208W.M (RTE Integrator)
Title : GC/MS Volatiles (S.O.P. 525)
Last Update : Thu Sep 04 13:15:48 2008
Response via : Initial Calibration
DataAcq Meth : 082208W

	Compound	R.T.	QIon	Response	Conc	Unit		Qvalue
44)	1,2-Dichloropropane	10.08	63	328487	10.35	ppb		93
45)	Methyl methacrylate	10.08	69	67473	10.16	ppb	#	95
46)	1,4-Dioxane	10.19	88	17976	295.16	ppb	#	62
47)	Dibromomethane	10.22	93	150037	9.89	ppb		96
48)	Bromodichloromethane	10.34	83	325408	10.19	ppb		99
49)	2-Chloroethyl vinyl ether	10.61	63	103748	10.50	ppb		96
50)	cis-1,3-Dichloropropene	10.81	75	365346	10.42	ppb		95
51)	4-Methyl-2-Pentanone	10.93	43	574444	42.18	ppb	#	96
54)	Toluene	11.14	91	1027807	9.76	ppb		97
55)	Ethyl methacrylate	11.36	69	163323	9.81	ppb	#	94
56)	trans-1,3-Dichloropropene	11.38	75	253195	10.06	ppb		90
57)	1,1,2-Trichloroethane	11.57	83	143907	9.34	ppb		98
58)	Tetrachloroethene	11.67	164	219733	9.66	ppb		92
59)	2-Hexanone	11.76	58	161713	41.02	ppb		90
60)	1,3-Dichloropropane	11.76	76	238684	9.83	ppb		92
61)	Dibromochloromethane	11.97	129	223348	9.54	ppb		100
62)	1,2-Dibromoethane	12.12	107	180964	9.82	ppb		93
63)	1-Chlorohexane	12.42	91	361405	9.38	ppb		98
64)	Chlorobenzene	12.54	112	619825	8.95	ppb		95
65)	Ethylbenzene	12.57	91	1017574	9.01	ppb		100
66)	1,1,1,2-Tetrachloroethane	12.60	131	217519	9.74	ppb		92
67)	m,p-Xylene	12.67	106	837700	20.45	ppb		97
68)	o-Xylene	13.05	106	425816	10.15	ppb		99
69)	Styrene	13.07	104	613613	10.39	ppb		96
70)	Bromoform	13.30	173	107978	9.31	ppb	#	94
71)	Isopropylbenzene	13.34	105	966041	9.63	ppb		99
74)	1,1,2,2-Tetrachloroethane	13.65	83	170160	9.26	ppb		99
75)	trans-1,4-Dichloro-2-buten	13.69	53	40417	9.81	ppb		93
76)	n-Propylbenzene	13.70	91	1283521	9.76	ppb		99
77)	1,2,3-Trichloropropane	13.71	110	30086	9.25	ppb		85
78)	Bromobenzene	13.70	156	244695	9.98	ppb		90
79)	1,3,5-Trimethylbenzene	13.83	105	783989	9.17	ppb		97
80)	2-Chlorotoluene	13.83	126	240892	9.20	ppb		87
81)	4-Chlorotoluene	13.92	126	237787	9.80	ppb		91
82)	tert-Butylbenzene	14.11	134	125351	9.57	ppb		97
83)	1,2,4-Trimethylbenzene	14.15	105	788947	9.77	ppb		94
84)	sec-Butylbenzene	14.29	105	1115919	9.97	ppb		98
85)	p-Isopropyltoluene	14.38	119	826844	9.57	ppb		99
86)	1,3-Dichlorobenzene	14.46	146	444249	9.81	ppb		98
87)	1,4-Dichlorobenzene	14.54	146	424428	9.95	ppb		97
88)	n-Butylbenzene	14.72	91	876846	9.96	ppb		99
89)	1,2-Dichlorobenzene	14.87	146	365604	9.53	ppb		96
90)	Hexachloroethane	15.07	201	145802	9.57	ppb	#	94
91)	1,2-Dibromo-3-chloropropan	15.56	157	19196	9.18	ppb		83
92)	1,2,4-Trichlorobenzene	16.32	180	249720	10.51	ppb		97
93)	Hexachlorobutadiene	16.39	225	166362	10.54	ppb		96
94)	Naphthalene	16.62	128	308368	11.40	ppb		100
95)	1,2,3-Trichlorobenzene	16.88	180	195148	10.54	ppb		94

(#) = qualifier out of range (m) = manual integration

Quantitation Report

Data File : C:\HPCHEM\1\DATA\091008\C12184.D Vial: 5
Acq On : 10 Sep 2008 10:41 Operator: twk-sop525r12:
Sample : VL080910-3CCS Inst : CSS Instr
Misc : 10mL water - CCV/LCS Multiplr: 1.00
MS Integration Params: ettics.p
Quant Time: Sep 10 11:00 2008 Quant Results File: 082208W.RES

Method : C:\HPCHEM\1\METHODS\082208W.M (RTE Integrator)
Title : GC/MS Volatiles (S.O.P. 525)
Last Update : Thu Sep 04 13:15:48 2008
Response via : Initial Calibration

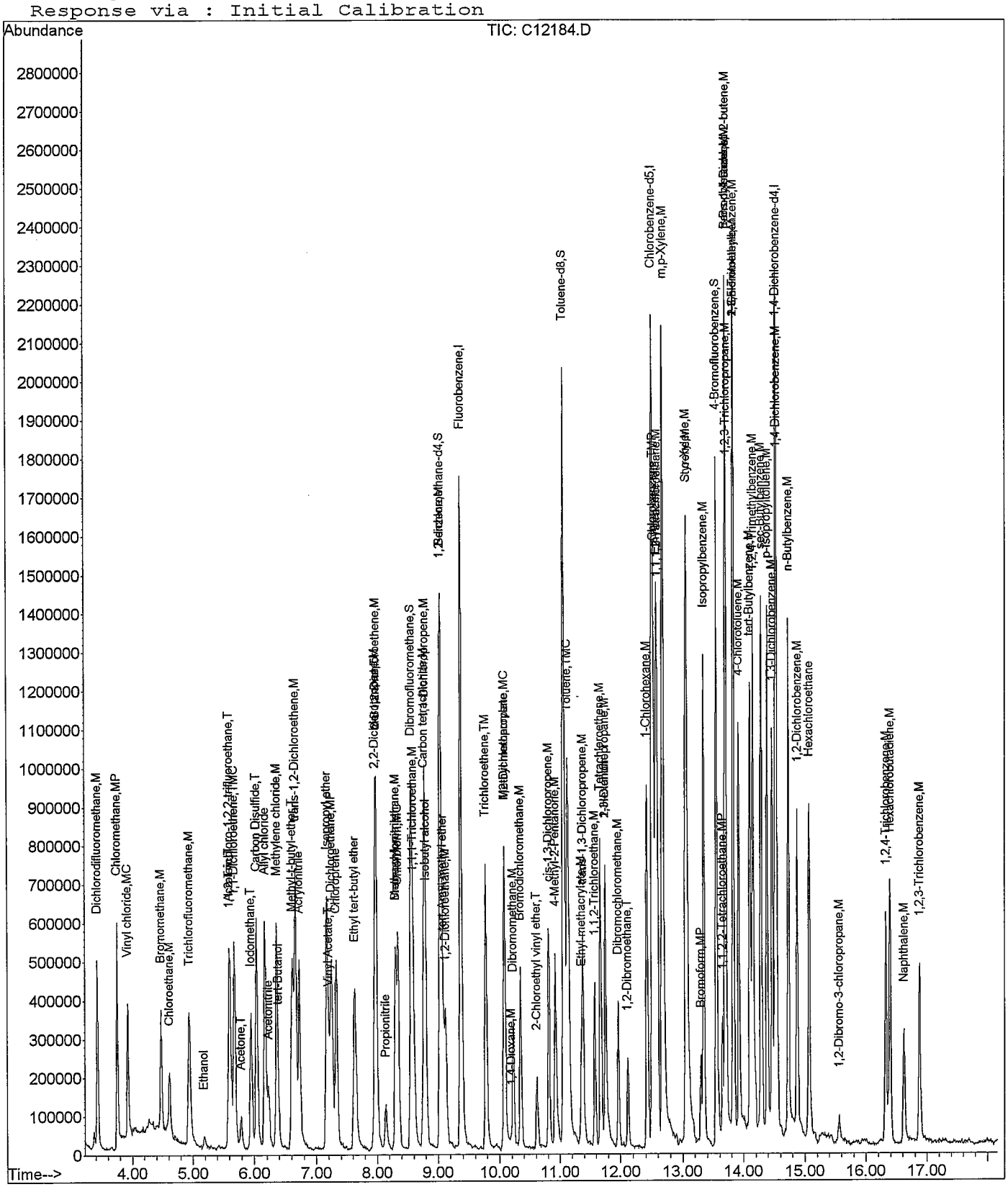

Sample Raw Data

Quantitation Report (Not Reviewed)

Data File : C:\HPCHEM\1\DATA\091008\C12187.D Vial: 8
Acq On : 10 Sep 2008 11:51 Operator: twk-sop525r12:
Sample : VL080910-3MB Inst : CSS Instr
Misc : 10mL water Multiplr: 1.00
MS Integration Params: ettics.p
Quant Time: Sep 10 12:11 2008 Quant Results File: 082208W.RES

Quant Method : C:\HPCHEM\1\METHODS\082208W.M (RTE Integrator)
Title : GC/MS Volatiles (S.O.P. 525)
Last Update : Wed Sep 10 11:01:41 2008
Response via : Initial Calibration
DataAcq Meth : 082208W

Internal Standards	R.T.	QIon	Response	Conc Units	Dev(Min)
1) Fluorobenzene	9.37	96	2007529	25.00 ppb	0.00
52) Chlorobenzene-d5	12.51	82	692481	25.00 ppb	0.00
72) 1,4-Dichlorobenzene-d4	14.52	152	580981	25.00 ppb	0.00
System Monitoring Compounds					
34) Dibromofluoromethane	8.56	113	700005	22.50 ppb	0.00
Spiked Amount 25.000	Range 80 - 124		Recovery = 90.00%		
38) 1,2-dichloroethane-d4	9.03	65	428007	21.82 ppb	0.00
Spiked Amount 25.000	Range 62 - 139		Recovery = 87.28%		
53) Toluene-d8	11.06	98	1844539	24.85 ppb	0.00
Spiked Amount 25.000	Range 81 - 119		Recovery = 99.40%		
73) 4-Bromofluorobenzene	13.55	95	580823	22.95 ppb	0.00
Spiked Amount 25.000	Range 78 - 129		Recovery = 91.80%		
Target Compounds					Qvalue
17) Methylene chloride	6.36	84	10359	0.35 ppb	83
23) Vinyl Acetate	7.16	43	3801	Below Cal	# No 93

m 9/10/08

(#) = qualifier out of range (m) = manual integration
C12187.D 082208W.M Wed Sep 10 12:11:44 2008

Quantitation Report

Data File : C:\HPCHEM\1\DATA\091008\C12187.D
Acq On : 10 Sep 2008 11:51
Sample : VL080910-3MB
Misc : 10mL water
MS Integration Params: ettics.p
Quant Time: Sep 10 12:11 2008

Vial: 8
Operator: twk-sop525r12:
Inst : CSS Instr
Multiplr: 1.00
Quant Results File: 082208W.RES

Method : C:\HPCHEM\1\METHODS\082208W.M (RTE Integrator)
Title : GC/MS Volatiles (S.O.P. 525)
Last Update : Wed Sep 10 11:01:41 2008
Response via : Initial Calibration



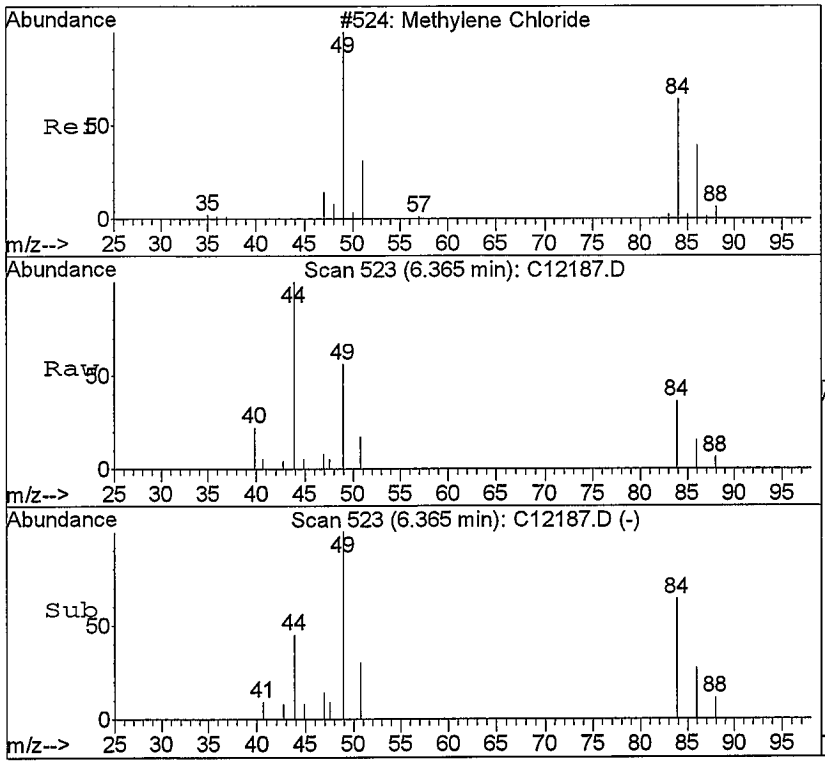

#17
Methylene chloride
Concen: 0.35 ppb
RT: 6.36 min Scan# 523
Delta R.T. 0.01 min
Lab File: C12187.D
Acq: 10 Sep 2008 11:51

Tgt Ion: 84 Resp: 10359

Ion	Ratio	Lower	Upper
84	100		
49	155.2	105.4	246.0
86	42.6	39.8	93.0
51	46.8	31.1	72.7

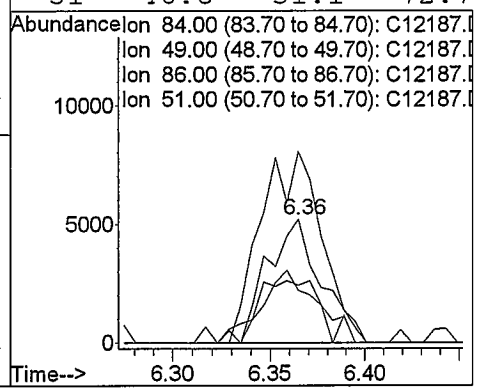

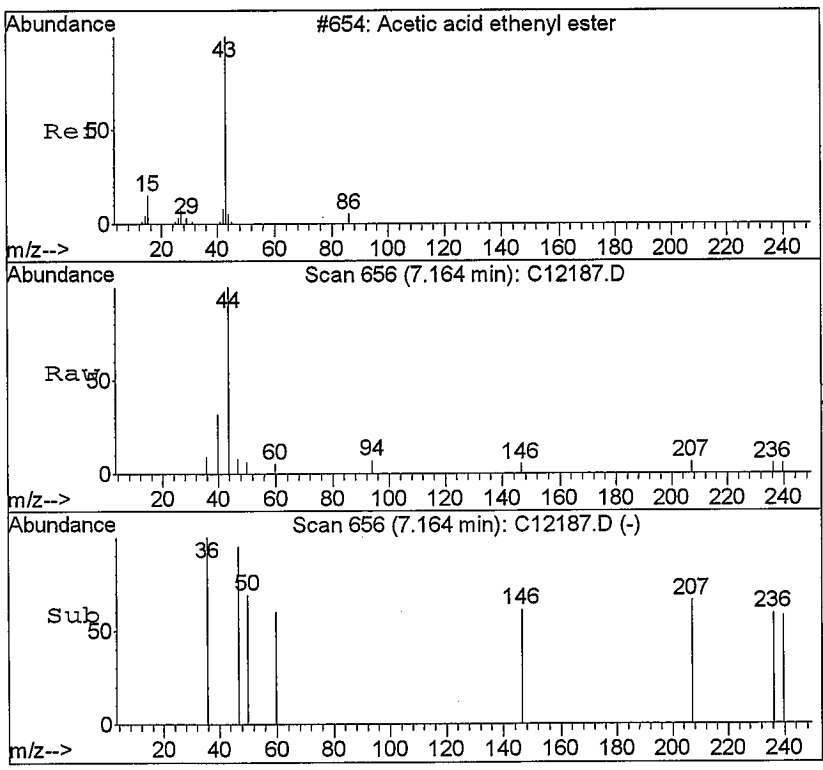

#23
Vinyl Acetate
Concen: Below Cal
RT: 7.16 min Scan# 656
Delta R.T. -0.05 min
Lab File: C12187.D
Acq: 10 Sep 2008 11:51

NO

Tgt Ion: 43 Resp: 3801

Ion	Ratio	Lower	Upper
43	100		
86	0.0	1.4	3.2#

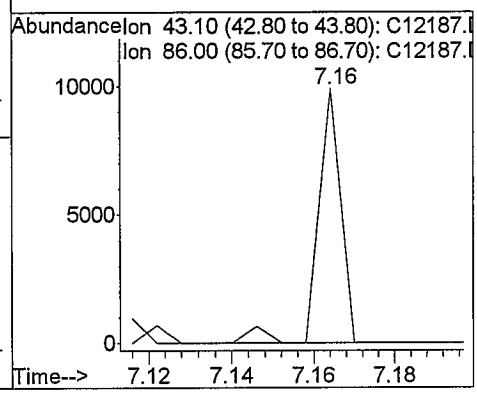

Quantitation Report (Not Reviewed)

Data File : C:\HPCHEM\1\DATA\091008\C12188.D Vial: 9
Acq On : 10 Sep 2008 12:14 Operator: twk-sop525r12:
Sample : 0809060-2 Inst : CSS Instr
Misc : 10mL water Multiplr: 1.00
MS Integration Params: ettics.p
Quant Time: Sep 10 12:36 2008 Quant Results File: 082208W.RES

Quant Method : C:\HPCHEM\1\METHODS\082208W.M (RTE Integrator)
Title : GC/MS Volatiles (S.O.P. 525)
Last Update : Wed Sep 10 11:01:41 2008
Response via : Initial Calibration
DataAcq Meth : 082208W

Internal Standards	R.T.	QIon	Response	Conc Units	Dev(Min)
1) Fluorobenzene	9.37	96	1921725	25.00 ppb	0.00
52) Chlorobenzene-d5	12.51	82	657200	25.00 ppb	0.00
72) 1,4-Dichlorobenzene-d4	14.52	152	576747	25.00 ppb	0.00
System Monitoring Compounds					
34) Dibromofluoromethane	8.57	113	662376	22.24 ppb	0.00
Spiked Amount 25.000	Range 80 - 124		Recovery = 88.96%		
38) 1,2-dichloroethane-d4	9.03	65	412502	21.97 ppb	0.00
Spiked Amount 25.000	Range 62 - 139		Recovery = 87.88%		
53) Toluene-d8	11.07	98	1703104	24.17 ppb	0.00
Spiked Amount 25.000	Range 81 - 119		Recovery = 96.68%		
73) 4-Bromofluorobenzene	13.55	95	630512	25.10 ppb	0.00
Spiked Amount 25.000	Range 78 - 129		Recovery = 100.40%		
Target Compounds					Qvalue
17) Methylene chloride	6.37	84	10868	0.38 ppb	✓ (B) 88

an 9/10/08

(#) = qualifier out of range (m) = manual integration
C12188.D 082208W.M Wed Sep 10 12:36:33 2008 Page 1

Quantitation Report

Data File : C:\HPCHEM\1\DATA\091008\C12188.D
Acq On : 10 Sep 2008 12:14
Sample : 0809060-2
Misc : 10mL water
MS Integration Params: ettics.p
Quant Time: Sep 10 12:36 2008

Vial: 9
Operator: twk-sop525r12:
Inst : CSS Instr
Multiplr: 1.00
Quant Results File: 082208W.RES

Method : C:\HPCHEM\1\METHODS\082208W.M (RTE Integrator)
Title : GC/MS Volatiles (S.O.P. 525)
Last Update : Wed Sep 10 11:01:41 2008
Response via : Initial Calibration



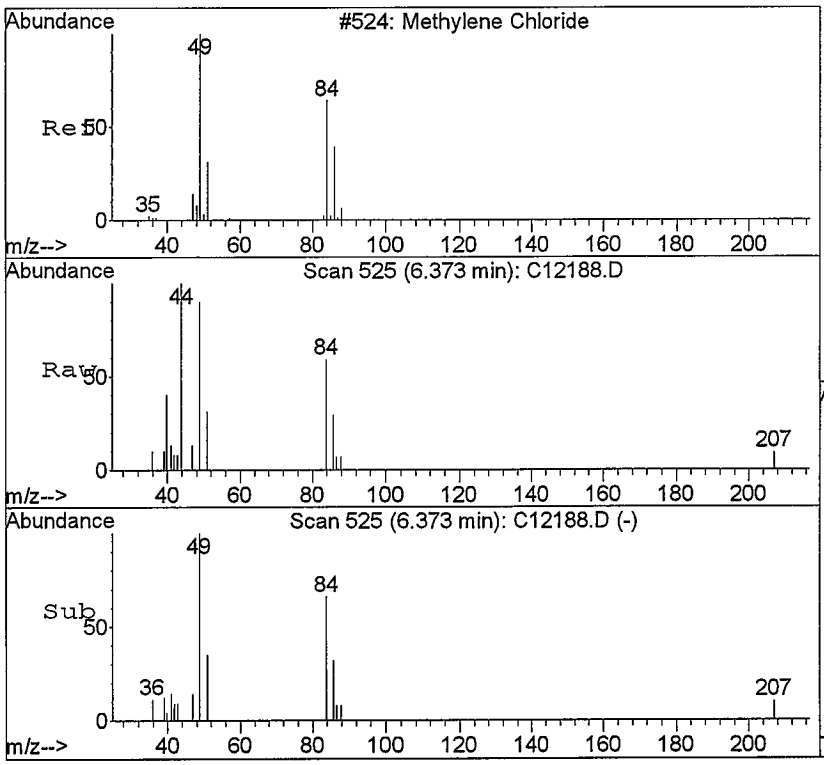

#17
Methylene chloride
Concen: 0.38 ppb
RT: 6.37 min Scan# 525
Delta R.T. 0.01 min
Lab File: C12188.D
Acq: 10 Sep 2008 12:14

Tgt Ion: 84 Resp: 10868

Ion	Ratio	Lower	Upper
84	100		
49	151.2	105.4	246.0
86	60.6	39.8	93.0
51	52.4	31.1	72.7

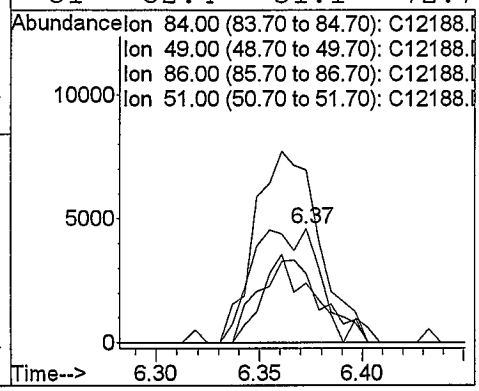

Quantitation Report (Not Reviewed)

Data File : C:\HPCHEM\1\DATA\091008\C12189.D
Acq On : 10 Sep 2008 12:38
Sample : 0809060-1
Misc : 10mL water
MS Integration Params: ettics.p
Quant Time: Sep 10 13:06 2008

Vial: 10
Operator: twk-sop525r12:
Inst : CSS Instr
Multiplr: 1.00

Quant Results File: 082208W.RES

Quant Method : C:\HPCHEM\1\METHODS\082208W.M (RTE Integrator)
Title : GC/MS Volatiles (S.O.P. 525)
Last Update : Wed Sep 10 11:01:41 2008
Response via : Initial Calibration
DataAcq Meth : 082208W

Internal Standards	R.T.	QIon	Response	Conc Units	Dev(Min)
1) Fluorobenzene	9.37	96	1835051	25.00 ppb	0.00
52) Chlorobenzene-d5	12.51	82	717510	25.00 ppb	0.00
72) 1,4-Dichlorobenzene-d4	14.52	152	551784	25.00 ppb	0.00
System Monitoring Compounds					
34) Dibromofluoromethane	8.56	113	668655	23.51 ppb	0.00
Spiked Amount 25.000	Range 80 - 124		Recovery = 94.04%		
38) 1,2-dichloroethane-d4	9.03	65	411649	22.96 ppb	0.00
Spiked Amount 25.000	Range 62 - 139		Recovery = 91.84%		
53) Toluene-d8	11.06	98	1713677	22.28 ppb	0.00
Spiked Amount 25.000	Range 81 - 119		Recovery = 89.12%		
73) 4-Bromofluorobenzene	13.55	95	587487	24.45 ppb	0.00
Spiked Amount 25.000	Range 78 - 129		Recovery = 97.80%		
Target Compounds					Qvalue
12) Acetone	5.79	58	9170	12.26 ppb	39
17) Methylene chloride	6.37	84	4982	0.18 ppb	B 69

m 9/10/08

(#) = qualifier out of range (m) = manual integration
C12189.D 082208W.M Wed Sep 10 13:06:05 2008

Quantitation Report

Data File : C:\HPCHEM\1\DATA\091008\C12189.D
Acq On : 10 Sep 2008 12:38
Sample : 0809060-1
Misc : 10mL water
MS Integration Params: ettics.p
Quant Time: Sep 10 13:06 2008

Vial: 10
Operator: twk-sop525r12:
Inst : CSS Instr
Multiplr: 1.00
Quant Results File: 082208W.RES

Method : C:\HPCHEM\1\METHODS\082208W.M (RTE Integrator)
Title : GC/MS Volatiles (S.O.P. 525)
Last Update : Wed Sep 10 11:01:41 2008
Response via : Initial Calibration



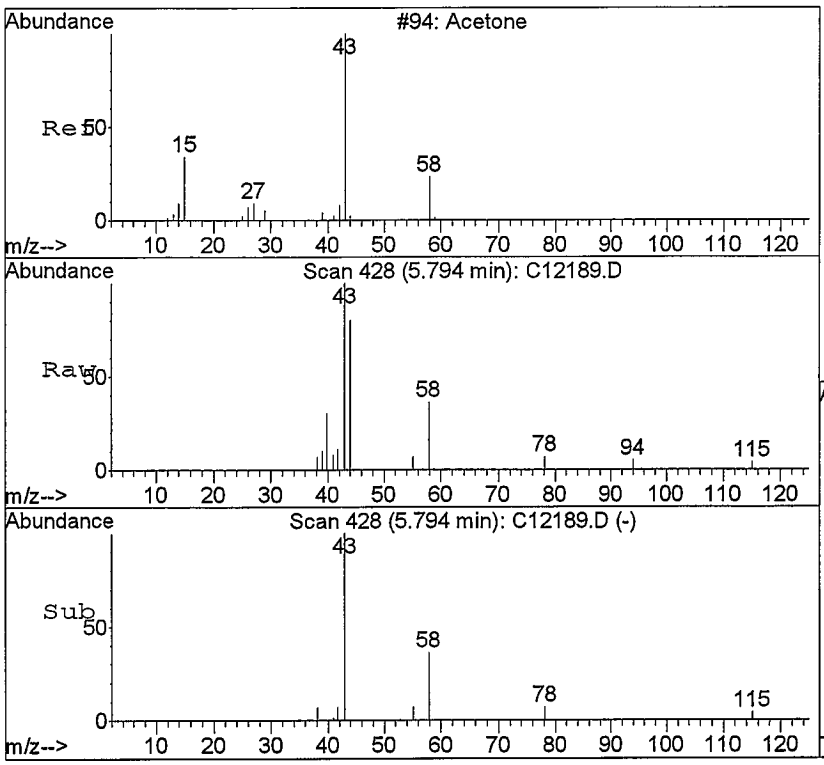

#12
Acetone
Concen: 12.26 ppb
RT: 5.79 min Scan# 428
Delta R.T. -0.00 min
Lab File: C12189.D
Acq: 10 Sep 2008 12:38

Tgt Ion: 58 Resp: 9170

Ion	Ratio	Lower	Upper
58	100		
43	276.5	0.0	2636.4

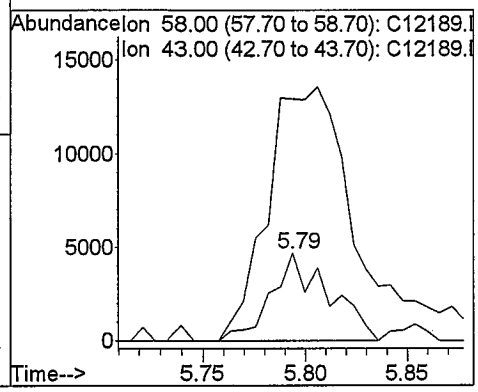

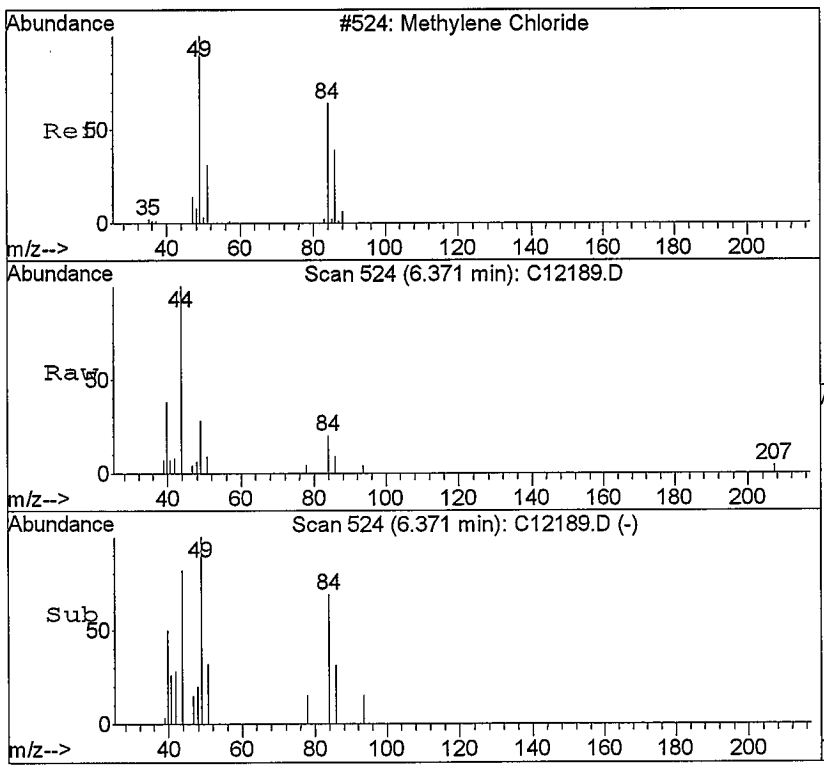

#17
Methylene chloride
Concen: 0.18 ppb
RT: 6.37 min Scan# 524
Delta R.T. 0.01 min
Lab File: C12189.D
Acq: 10 Sep 2008 12:38

Tgt Ion: 84 Resp: 4982

Ion	Ratio	Lower	Upper
84	100		
49	120.6	105.4	246.0
86	44.6	39.8	93.0
51	45.6	31.1	72.7

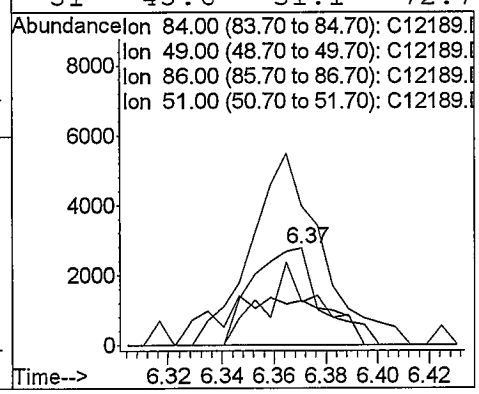

Quantitation Report (Not Reviewed)

Data File : C:\HPCHEM\1\DATA\091008\C12190.D Vial: 11
Acq On : 10 Sep 2008 13:01 Operator: twk-sop525r12:
Sample : 0809060-3 Inst : CSS Instr
Misc : 10mL water Multiplr: 1.00
MS Integration Params: ettics.p
Quant Time: Sep 10 13:22 2008 Quant Results File: 082208W.RES

Quant Method : C:\HPCHEM\1\METHODS\082208W.M (RTE Integrator)
Title : GC/MS Volatiles (S.O.P. 525)
Last Update : Wed Sep 10 11:01:41 2008
Response via : Initial Calibration
DataAcq Meth : 082208W

Internal Standards	R.T.	QIon	Response	Conc	Units	Dev(Min)
1) Fluorobenzene	9.38	96	1758874	25.00	ppb	0.00
52) Chlorobenzene-d5	12.51	82	706696	25.00	ppb	0.00
72) 1,4-Dichlorobenzene-d4	14.52	152	566062	25.00	ppb	0.00
System Monitoring Compounds						
34) Dibromofluoromethane	8.56	113	674651	24.75	ppb	0.00
Spiked Amount 25.000	Range 80 - 124		Recovery = 99.00%			
38) 1,2-dichloroethane-d4	9.03	65	407759	23.73	ppb	0.00
Spiked Amount 25.000	Range 62 - 139		Recovery = 94.92%			
53) Toluene-d8	11.07	98	1846009	24.36	ppb	0.00
Spiked Amount 25.000	Range 81 - 119		Recovery = 97.44%			
73) 4-Bromofluorobenzene	13.55	95	619961	25.15	ppb	0.00
Spiked Amount 25.000	Range 78 - 129		Recovery = 100.60%			

Target Compounds						Qvalue
12) Acetone	5.81	58	9949	13.88	ppb	67
14) Carbon Disulfide	6.05	76	31125	0.33	ppb	# 76
15) Allyl chloride	6.05	76	30801	2.17	ppb	# No 1
54) Toluene	11.14	91	18113	0.17	ppb	87

mr 9/10/08

(#) = qualifier out of range (m) = manual integration
C12190.D 082208W.M Wed Sep 10 13:22:14 2008 Page 1

Quantitation Report

Data File : C:\HPCHEM\1\DATA\091008\C12190.D
Acq On : 10 Sep 2008 13:01
Sample : 0809060-3
Misc : 10mL water
MS Integration Params: ettics.p
Quant Time: Sep 10 13:22 2008

Vial: 11
Operator: twk-sop525r12:
Inst : CSS Instr
Multiplr: 1.00
Quant Results File: 082208W.RES

Method : C:\HPCHEM\1\METHODS\082208W.M (RTE Integrator)
Title : GC/MS Volatiles (S.O.P. 525)
Last Update : Wed Sep 10 11:01:41 2008
Response via : Initial Calibration



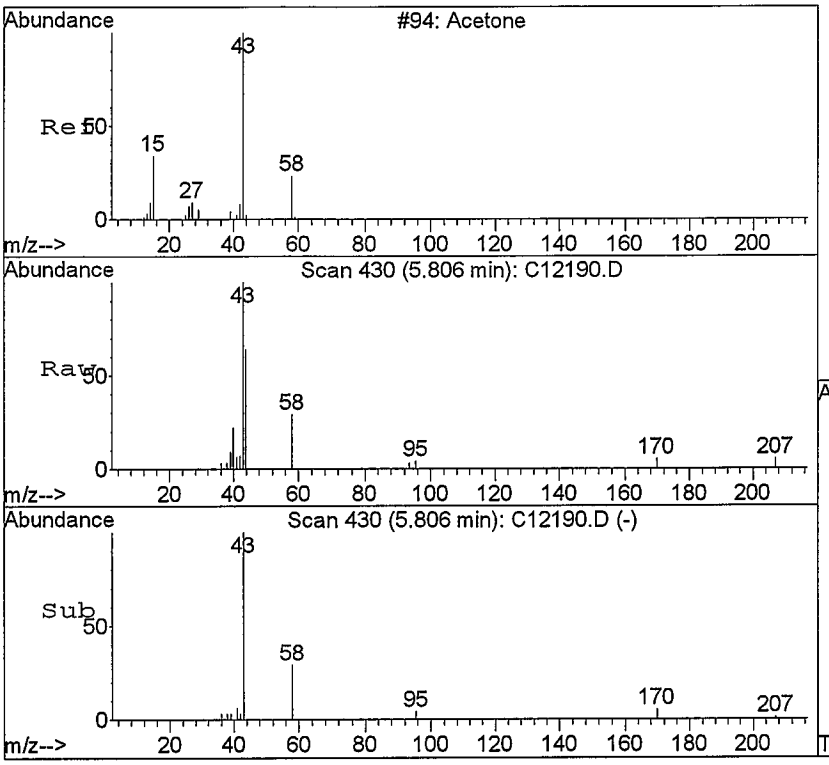

#12
Acetone
Concen: 13.88 ppb
RT: 5.81 min Scan# 430
Delta R.T. 0.01 min
Lab File: C12190.D
Acq: 10 Sep 2008 13:01

Tgt Ion: 58 Resp: 9949

Ion	Ratio	Lower	Upper
58	100		
43	346.1	0.0	2636.4

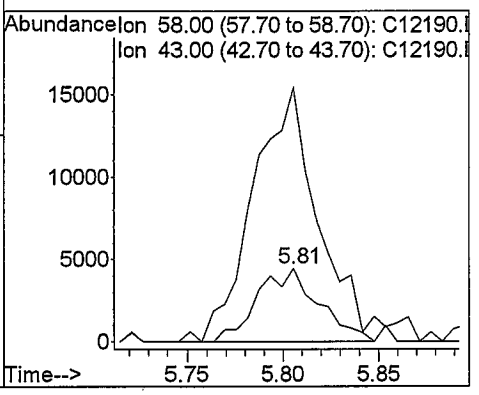

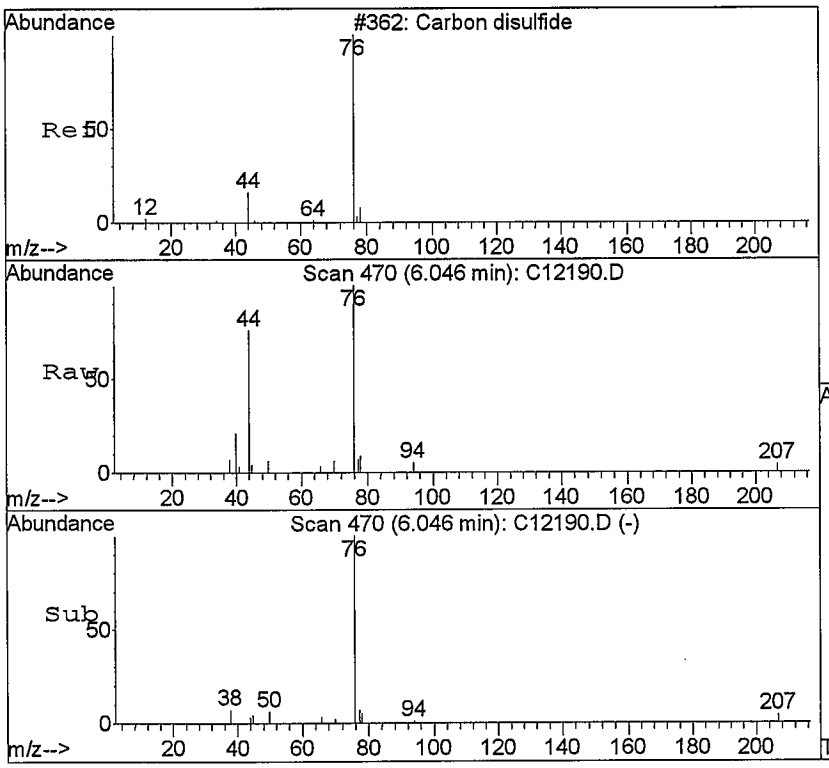

#14
Carbon Disulfide
Concen: 0.33 ppb
RT: 6.05 min Scan# 470
Delta R.T. -0.00 min
Lab File: C12190.D
Acq: 10 Sep 2008 13:01

Tgt Ion: 76 Resp: 31125

Ion	Ratio	Lower	Upper
76	100		
78	8.6	5.0	11.6
44	28.5	8.0	18.6#

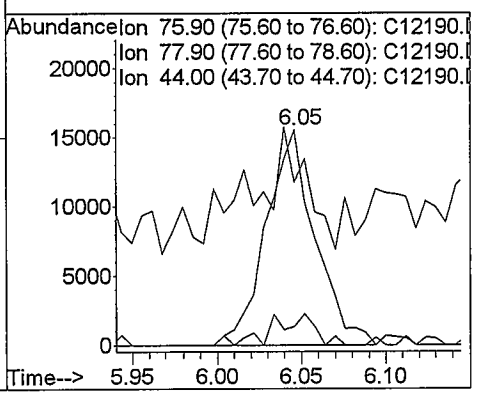

NO

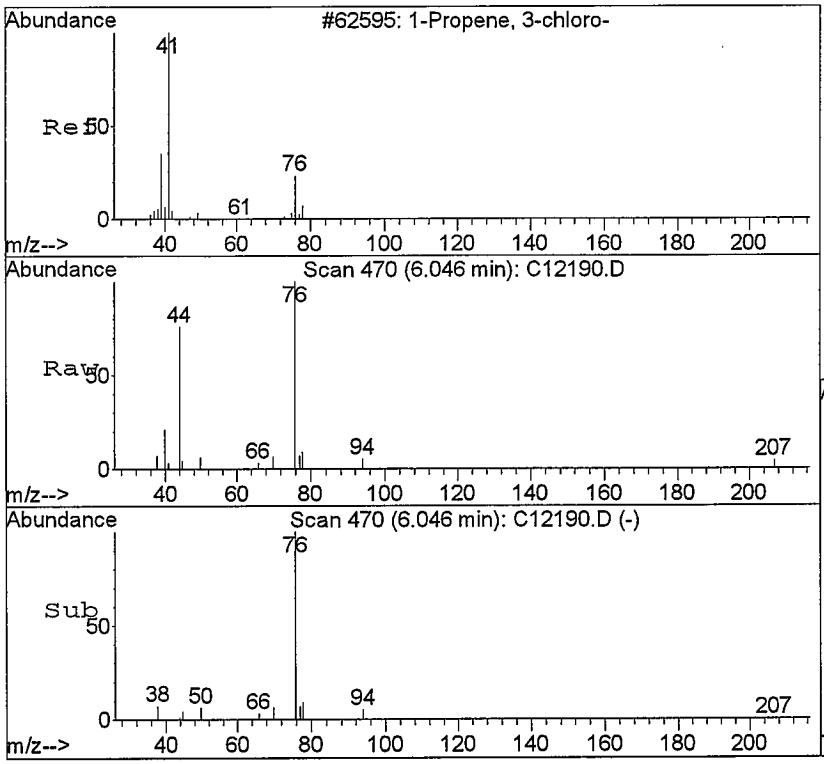

#15
Allyl chloride
Concen: 2.17 ppb
RT: 6.05 min Scan# 470
Delta R.T. -0.13 min
Lab File: C12190.D
Acq: 10 Sep 2008 13:01

Tgt Ion: 76 Resp: 30801

Ion	Ratio	Lower	Upper
76	100		
39	0.0	185.2	277.8#
41	3.4	307.8	461.6#
78	8.6	25.3	37.9#

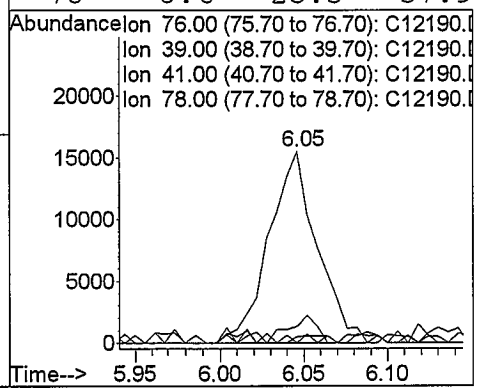

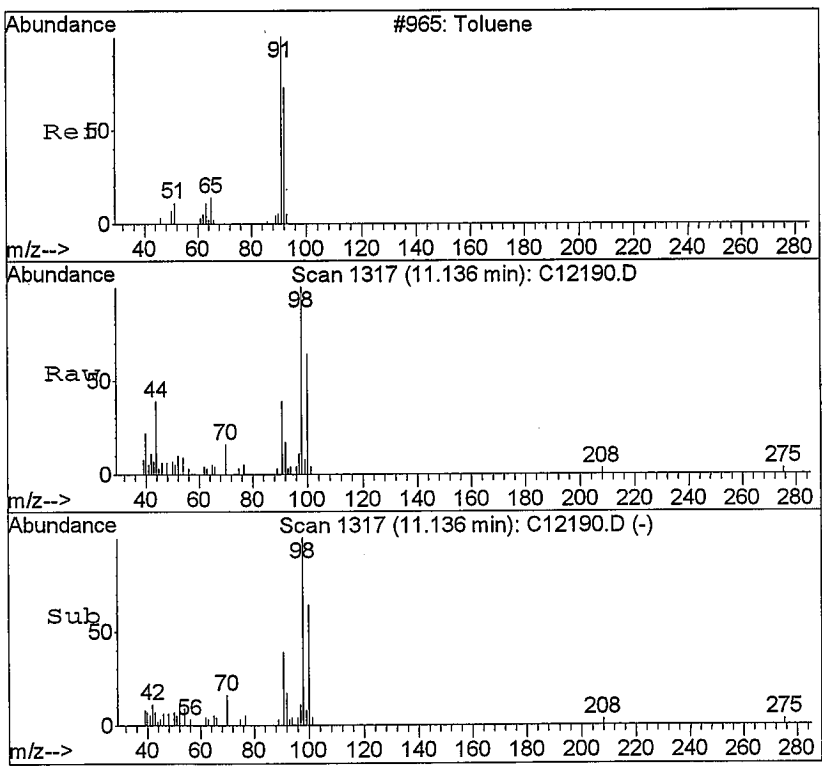

#54
Toluene
Concen: 0.17 ppb
RT: 11.14 min Scan# 1317
Delta R.T. -0.00 min
Lab File: C12190.D
Acq: 10 Sep 2008 13:01

Tgt Ion: 91 Resp: 18113

Ion	Ratio	Lower	Upper
91	100		
92	43.8	33.2	77.4
65	13.2	7.8	18.2

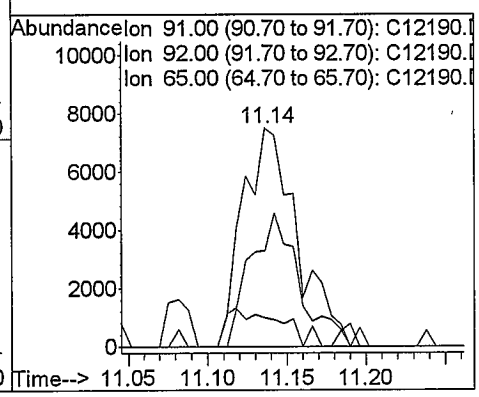

Quantitation Report (Not Reviewed)

Data File : C:\HPCHEM\1\DATA\091008\C12191.D
Acq On : 10 Sep 2008 13:24
Sample : 0809060-4
Misc : 10mL water
MS Integration Params: ettics.p
Quant Time: Sep 10 13:47 2008

Vial: 12
Operator: twk-sop525r12:
Inst : CSS Instr
Multiplr: 1.00

Quant Results File: 082208W.RES

Quant Method : C:\HPCHEM\1\METHODS\082208W.M (RTE Integrator)
Title : GC/MS Volatiles (S.O.P. 525)
Last Update : Wed Sep 10 11:01:41 2008
Response via : Initial Calibration
DataAcq Meth : 082208W

Internal Standards	R.T.	QIon	Response	Conc Units	Dev(Min)
1) Fluorobenzene	9.37	96	1850947	25.00 ppb	0.00
52) Chlorobenzene-d5	12.51	82	662780	25.00 ppb	0.00
72) 1,4-Dichlorobenzene-d4	14.52	152	562201	25.00 ppb	0.00
System Monitoring Compounds					
34) Dibromofluoromethane	8.56	113	724457	25.26 ppb	0.00
Spiked Amount 25.000	Range 80 - 124		Recovery = 101.04%		
38) 1,2-dichloroethane-d4	9.04	65	433809	23.99 ppb	0.00
Spiked Amount 25.000	Range 62 - 139		Recovery = 95.96%		
53) Toluene-d8	11.07	98	1859487	26.17 ppb	0.00
Spiked Amount 25.000	Range 81 - 119		Recovery = 104.68%		
73) 4-Bromofluorobenzene	13.55	95	649300	26.52 ppb	0.00
Spiked Amount 25.000	Range 78 - 129		Recovery = 106.08%		

Target Compounds					Qvalue
17) Methylene chloride	6.37	84	15187	0.55 ppb	15 80
23) Vinyl Acetate	7.24	43	2552	Below Cal	# No 93

an 9/10/08

(#) = qualifier out of range (m) = manual integration

Quantitation Report

Data File : C:\HPCHEM\1\DATA\091008\C12191.D
Acq On : 10 Sep 2008 13:24
Sample : 0809060-4
Misc : 10mL water
MS Integration Params: ettics.p
Quant Time: Sep 10 13:47 2008

Vial: 12
Operator: twk-sop525r12:
Inst : CSS Instr
Multiplr: 1.00
Quant Results File: 082208W.RES

Method : C:\HPCHEM\1\METHODS\082208W.M (RTE Integrator)
Title : GC/MS Volatiles (S.O.P. 525)
Last Update : Wed Sep 10 11:01:41 2008
Response via : Initial Calibration



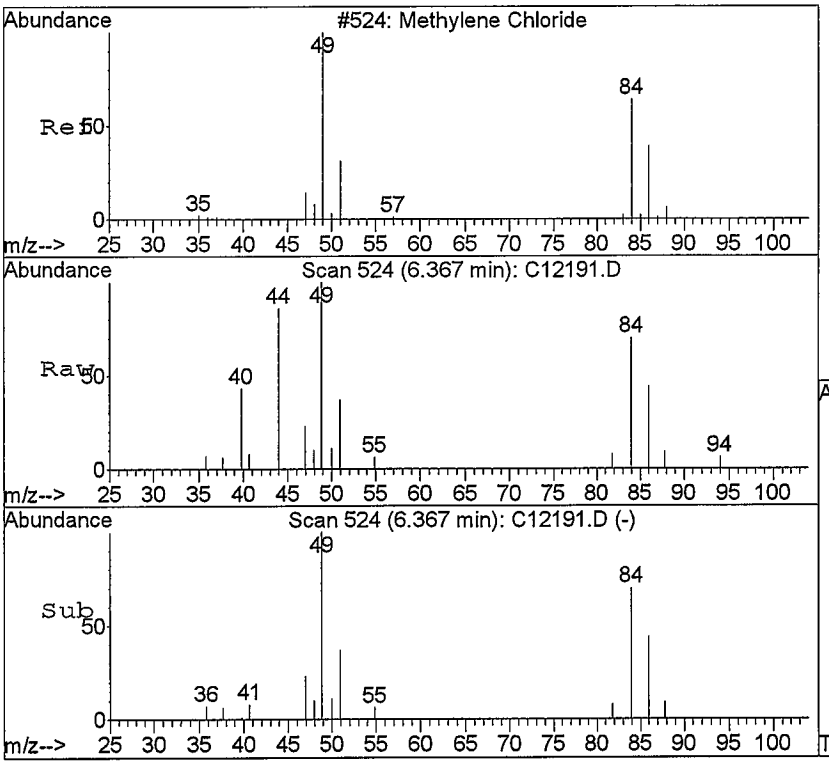

#17
Methylene chloride
Concen: 0.55 ppb
RT: 6.37 min Scan# 524
Delta R.T. 0.01 min
Lab File: C12191.D
Acq: 10 Sep 2008 13:24

Tgt Ion: 84 Resp: 15187

Ion	Ratio	Lower	Upper
84	100		
49	131.8	105.4	246.0
86	62.0	39.8	93.0
51	53.1	31.1	72.7

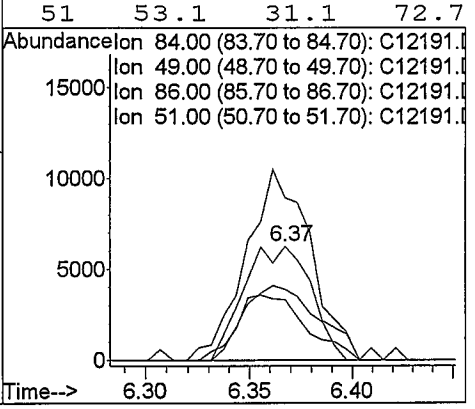

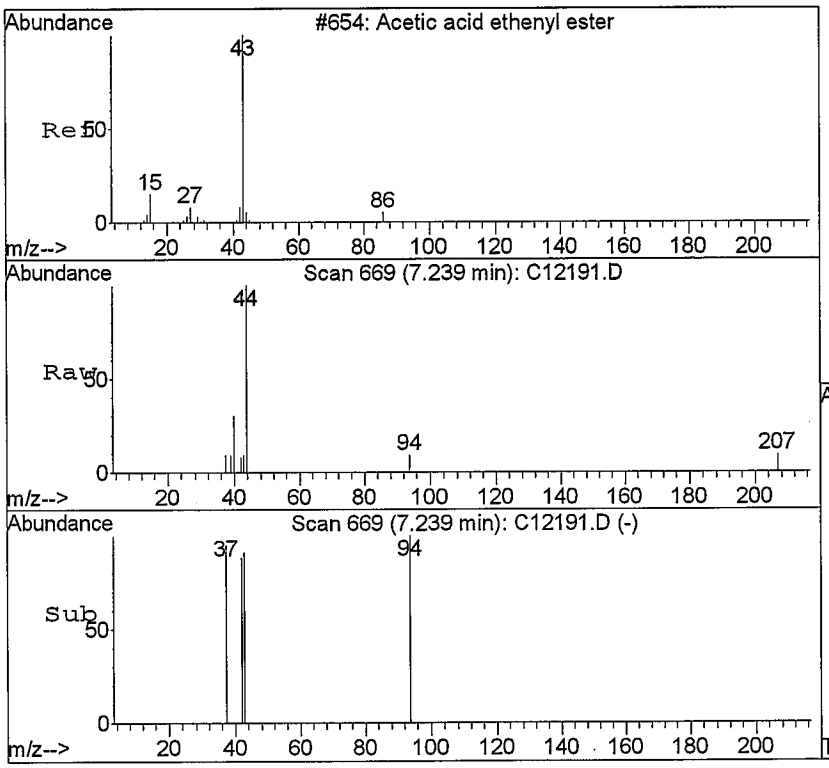

#23
Vinyl Acetate
Concen: Below Cal
RT: 7.24 min Scan# 669
Delta R.T. 0.03 min
Lab File: C12191.D
Acq: 10 Sep 2008 13:24

Tgt Ion: 43 Resp: 2552

Ion	Ratio	Lower	Upper
43	100		
86	0.0	1.4	3.2#

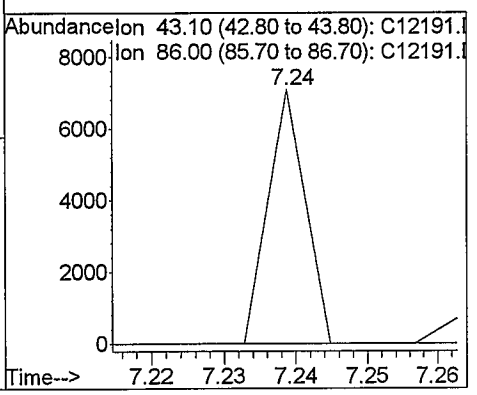

Quantitation Report (Not Reviewed)

Data File : C:\HPCHEM\1\DATA\091008\C12192.D Vial: 13
Acq On : 10 Sep 2008 13:47 Operator: twk-sop525r12:
Sample : 0809060-5 Inst : CSS Instr
Misc : 10mL water Multiplr: 1.00
MS Integration Params: ettics.p
Quant Time: Sep 10 14:09 2008 Quant Results File: 082208W.RES

Quant Method : C:\HPCHEM\1\METHODS\082208W.M (RTE Integrator)
Title : GC/MS Volatiles (S.O.P. 525)
Last Update : Wed Sep 10 11:01:41 2008
Response via : Initial Calibration
DataAcq Meth : 082208W

Internal Standards	R.T.	QIon	Response	Conc Units	Dev(Min)
1) Fluorobenzene	9.37	96	1863562	25.00 ppb	0.00
52) Chlorobenzene-d5	12.51	82	732889	25.00 ppb	0.00
72) 1,4-Dichlorobenzene-d4	14.52	152	525569	25.00 ppb	0.00
System Monitoring Compounds					
34) Dibromofluoromethane	8.56	113	717183	24.83 ppb	0.00
Spiked Amount 25.000	Range 80 - 124		Recovery = 99.32%		
38) 1,2-dichloroethane-d4	9.04	65	418171	22.97 ppb	0.00
Spiked Amount 25.000	Range 62 - 139		Recovery = 91.88%		
53) Toluene-d8	11.07	98	1803415	22.95 ppb	0.00
Spiked Amount 25.000	Range 81 - 119		Recovery = 91.80%		
73) 4-Bromofluorobenzene	13.55	95	625924	27.35 ppb	0.00
Spiked Amount 25.000	Range 78 - 129		Recovery = 109.40%		
Target Compounds					Qvalue
12) Acetone	5.79	58	7145	9.41 ppb	31
15) Allyl chloride	6.04	76	15157	1.01 ppb	# No 1

an 9/10/08

(#) = qualifier out of range (m) = manual integration
C12192.D 082208W.M Wed Sep 10 14:09:26 2008 Page 1

Quantitation Report

Data File : C:\HPCHEM\1\DATA\091008\C12192.D
Acq On : 10 Sep 2008 13:47
Sample : 0809060-5
Misc : 10mL water
MS Integration Params: ettics.p
Quant Time: Sep 10 14:09 2008

Vial: 13
Operator: twk-sop525r12:
Inst : CSS Instr
Multiplr: 1.00
Quant Results File: 082208W.RES

Method : C:\HPCHEM\1\METHODS\082208W.M (RTE Integrator)
Title : GC/MS Volatiles (S.O.P. 525)
Last Update : Wed Sep 10 11:01:41 2008
Response via : Initial Calibration



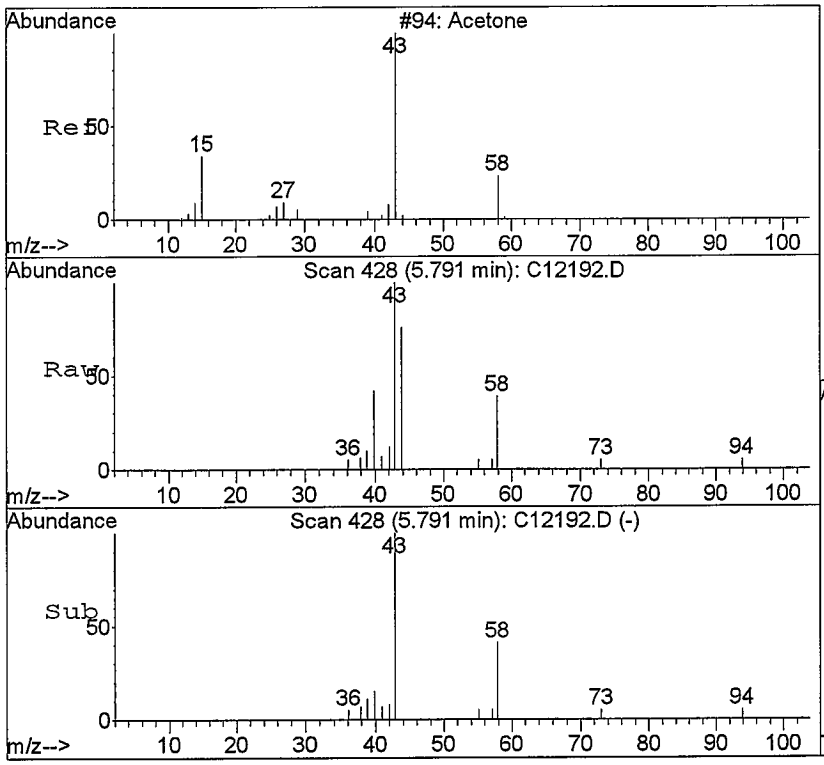

#12
Acetone
Concen: 9.41 ppb
RT: 5.79 min Scan# 428
Delta R.T. -0.00 min
Lab File: C12192.D
Acq: 10 Sep 2008 13:47

Tgt Ion: 58 Resp: 7145

Ion	Ratio	Lower	Upper
58	100		
43	257.3	0.0	2636.4

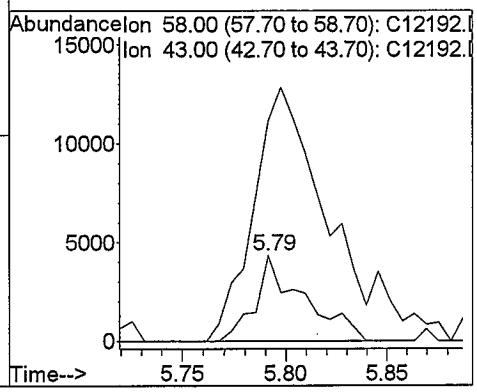

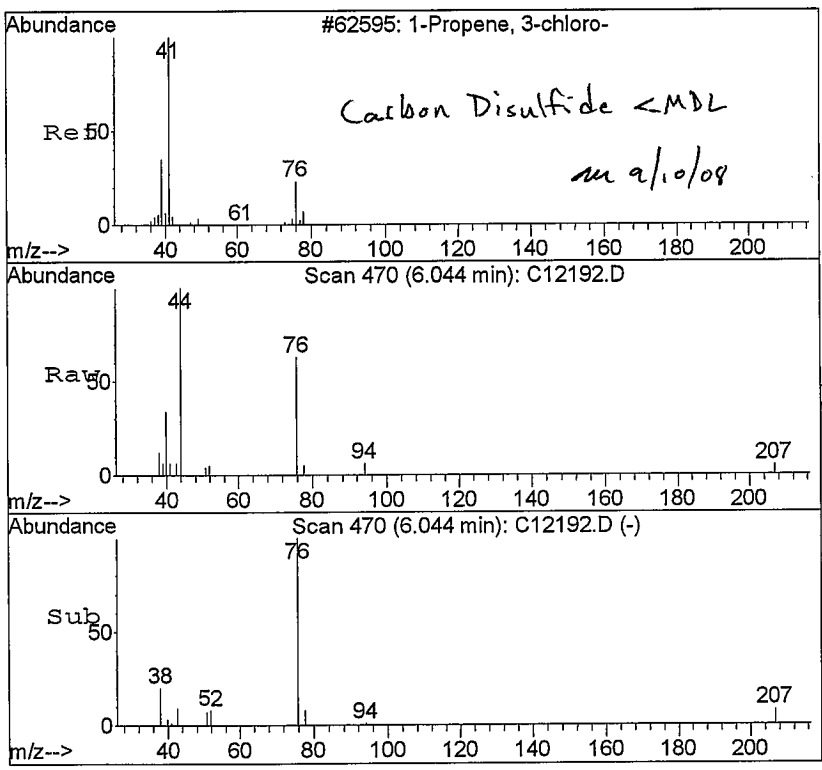

Carbon Disulfide <MDL
m 9/10/08

#15
Allyl chloride
Concen: 1.01 ppb
RT: 6.04 min Scan# 470
Delta R.T. -0.13 min
Lab File: C12192.D
Acq: 10 Sep 2008 13:47

NO

Tgt Ion: 76 Resp: 15157

Ion	Ratio	Lower	Upper
76	100		
39	9.5	185.2	277.8#
41	9.4	307.8	461.6#
78	7.9	25.3	37.9#

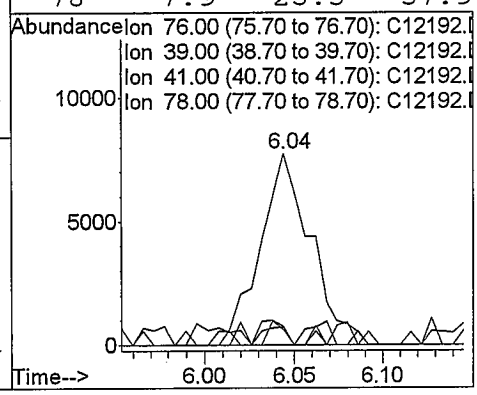

Quantitation Report (Not Reviewed)

Data File : C:\HPCHEM\1\DATA\091008\C12193.D
Acq On : 10 Sep 2008 14:11
Sample : 0809060-6
Misc : 10mL water
MS Integration Params: ettics.p
Quant Time: Sep 10 14:34 2008

Vial: 14
Operator: twk-sop525r12:
Inst : CSS Instr
Multiplr: 1.00

Quant Results File: 082208W.RES

Quant Method : C:\HPCHEM\1\METHODS\082208W.M (RTE Integrator)
Title : GC/MS Volatiles (S.O.P. 525)
Last Update : Wed Sep 10 11:01:41 2008
Response via : Initial Calibration
DataAcq Meth : 082208W

Internal Standards	R.T.	QIon	Response	Conc Units	Dev(Min)
1) Fluorobenzene	9.37	96	1890107	25.00 ppb	0.00
52) Chlorobenzene-d5	12.51	82	629489	25.00 ppb	0.00
72) 1,4-Dichlorobenzene-d4	14.52	152	544900	25.00 ppb	0.00
System Monitoring Compounds					
34) Dibromofluoromethane	8.57	113	730449	24.94 ppb	0.00
Spiked Amount 25.000	Range 80 - 124		Recovery = 99.76%		
38) 1,2-dichloroethane-d4	9.04	65	409248	22.16 ppb	0.00
Spiked Amount 25.000	Range 62 - 139		Recovery = 88.64%		
53) Toluene-d8	11.07	98	1768103	26.20 ppb	0.00
Spiked Amount 25.000	Range 81 - 119		Recovery = 104.80%		
73) 4-Bromofluorobenzene	13.55	95	588660	24.81 ppb	0.00
Spiked Amount 25.000	Range 78 - 129		Recovery = 99.24%		

Target Compounds					Qvalue
12) Acetone	5.79	58	8343	10.83 ppb	82
14) Carbon Disulfide	6.04	76	26392	0.26 ppb	# 90
15) Allyl chloride	6.04	76	26141	1.71 ppb	# No 1
17) Methylene chloride	6.37	84	11736	0.42 ppb	# B 87
23) Vinyl Acetate	7.16	43	3129	Below Cal	# No 93
33) Chloroform	8.35	83	42337	0.81 ppb	93
54) Toluene	11.13	91	74857	0.80 ppb	95
65) Ethylbenzene	12.58	91	21156	0.21 ppb	96
67) m,p-Xylene	12.69	106	14622	0.40 ppb	79

m 9/10/08

(#) = qualifier out of range (m) = manual integration

Quantitation Report

Data File : C:\HPCHEM\1\DATA\091008\C12193.D
Acq On : 10 Sep 2008 14:11
Sample : 0809060-6
Misc : 10mL water
MS Integration Params: ettics.p
Quant Time: Sep 10 14:34 2008

Vial: 14
Operator: twk-sop525r12:
Inst : CSS Instr
Multiplr: 1.00
Quant Results File: 082208W.RES

Method : C:\HPCHEM\1\METHODS\082208W.M (RTE Integrator)
Title : GC/MS Volatiles (S.O.P. 525)
Last Update : Wed Sep 10 11:01:41 2008
Response via : Initial Calibration



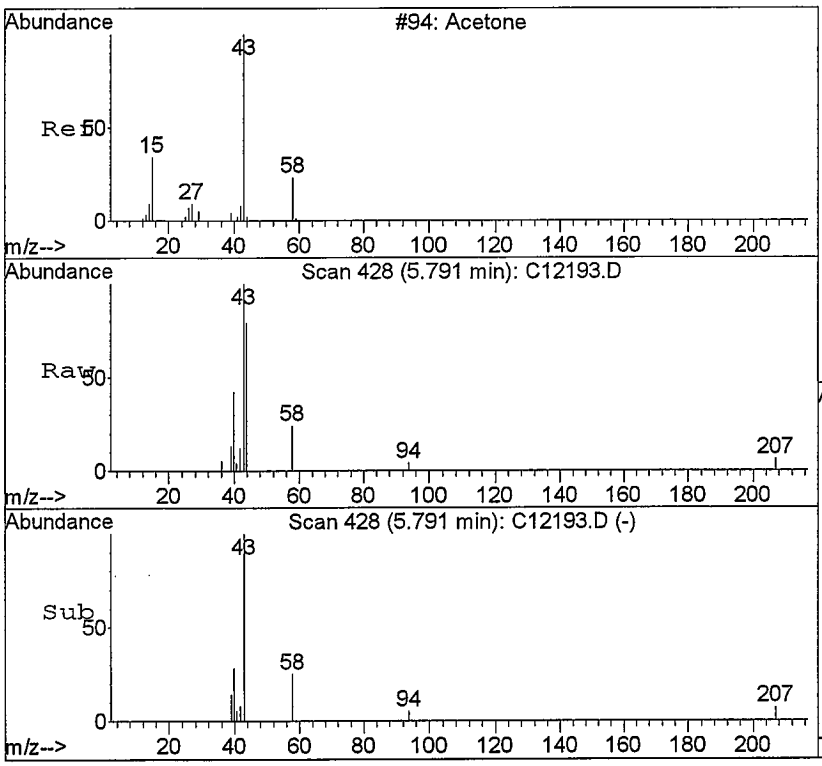

#12
Acetone
Concen: 10.83 ppb
RT: 5.79 min Scan# 428
Delta R.T. -0.00 min
Lab File: C12193.D
Acq: 10 Sep 2008 14:11

Tgt Ion: 58 Resp: 8343

Ion	Ratio	Lower	Upper
58	100		
43	383.0	0.0	2636.4

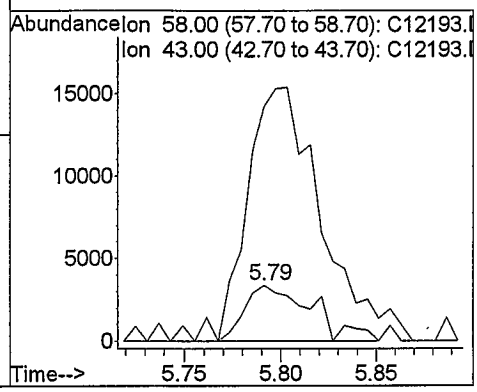

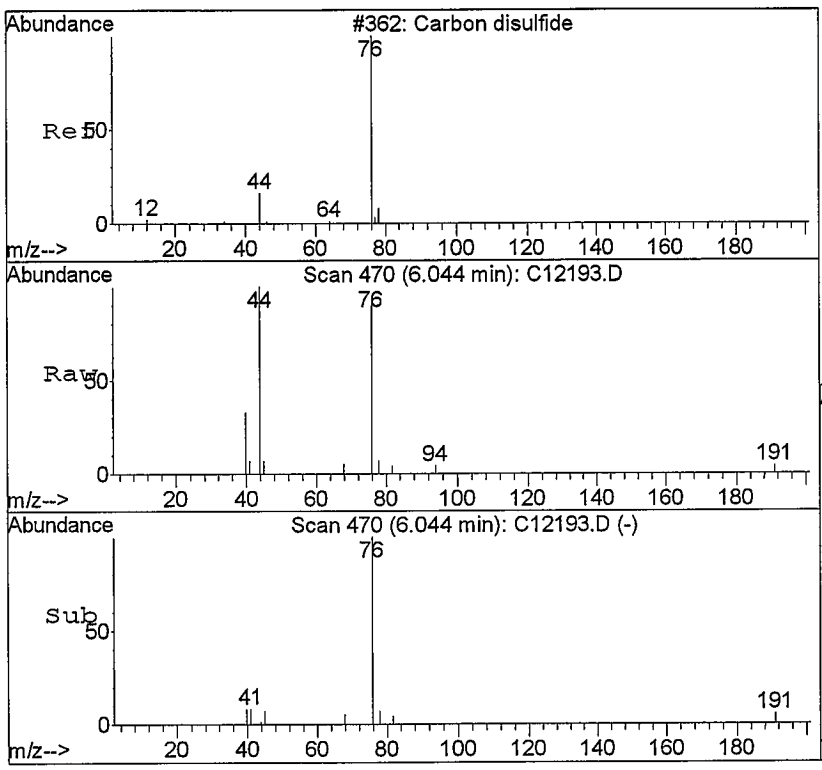

#14
Carbon Disulfide
Concen: 0.26 ppb
RT: 6.04 min Scan# 470
Delta R.T. -0.00 min
Lab File: C12193.D
Acq: 10 Sep 2008 14:11

Tgt Ion: 76 Resp: 26392

Ion	Ratio	Lower	Upper
76	100		
78	2.0	5.0	11.6#
44	15.7	8.0	18.6

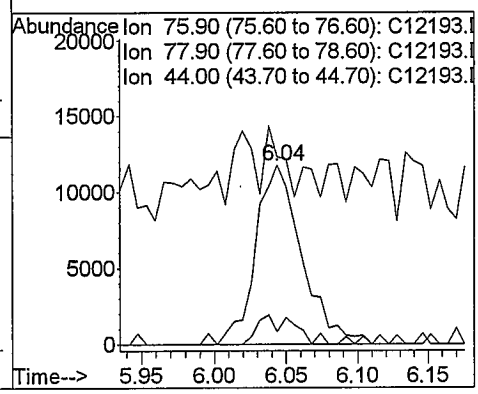

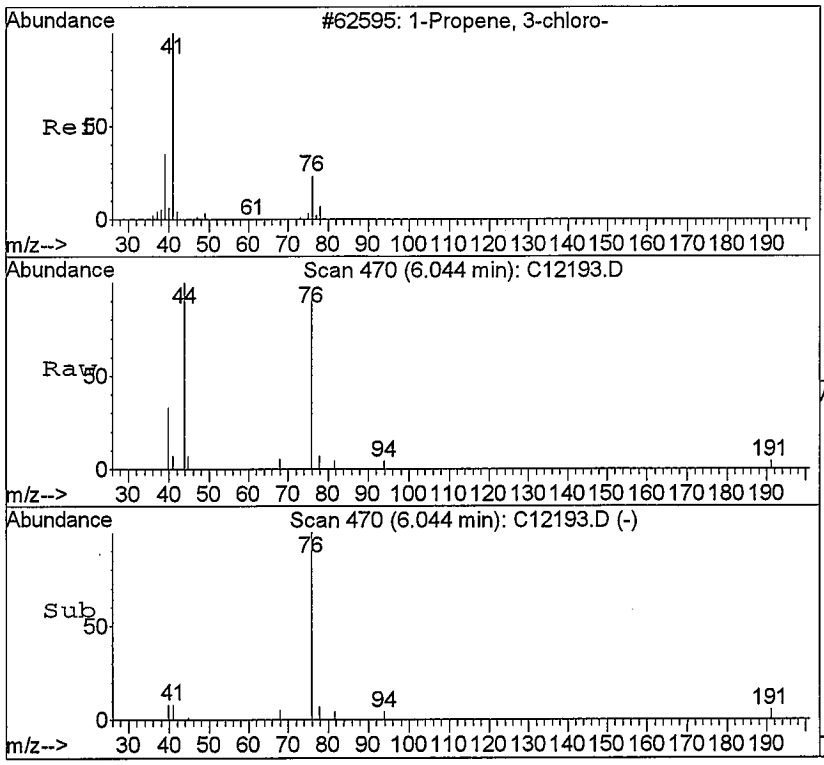

#15
Allyl chloride
Concen: 1.71 ppb
RT: 6.04 min Scan# 470
Delta R.T. -0.13 min
Lab File: C12193.D
Acq: 10 Sep 2008 14:11

NO

Tgt Ion: 76 Resp: 26141

Ion	Ratio	Lower	Upper
76	100		
39	0.0	185.2	277.8#
41	7.5	307.8	461.6#
78	7.0	25.3	37.9#

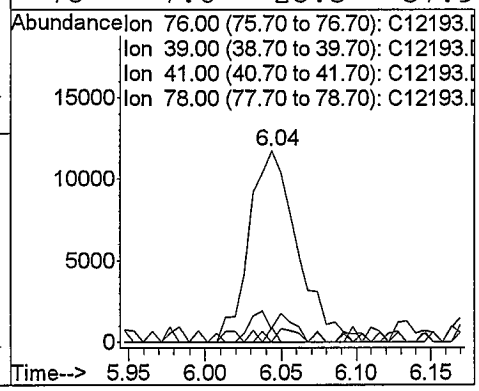

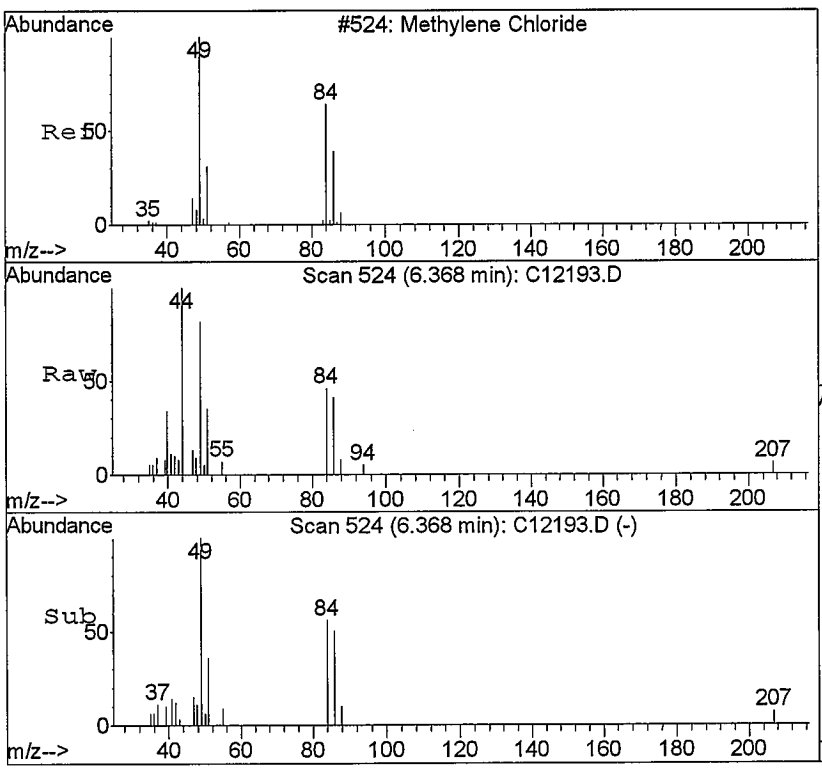

#17
Methylene chloride
Concen: 0.42 ppb
RT: 6.37 min Scan# 524
Delta R.T. 0.01 min
Lab File: C12193.D
Acq: 10 Sep 2008 14:11

/B

Tgt Ion: 84 Resp: 11736

Ion	Ratio	Lower	Upper
84	100		
49	177.0	105.4	246.0
86	88.7	39.8	93.0
51	75.7	31.1	72.7#

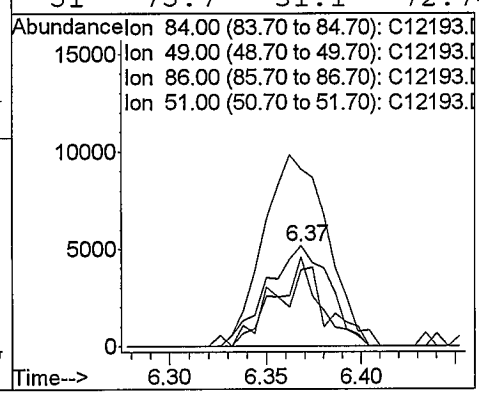

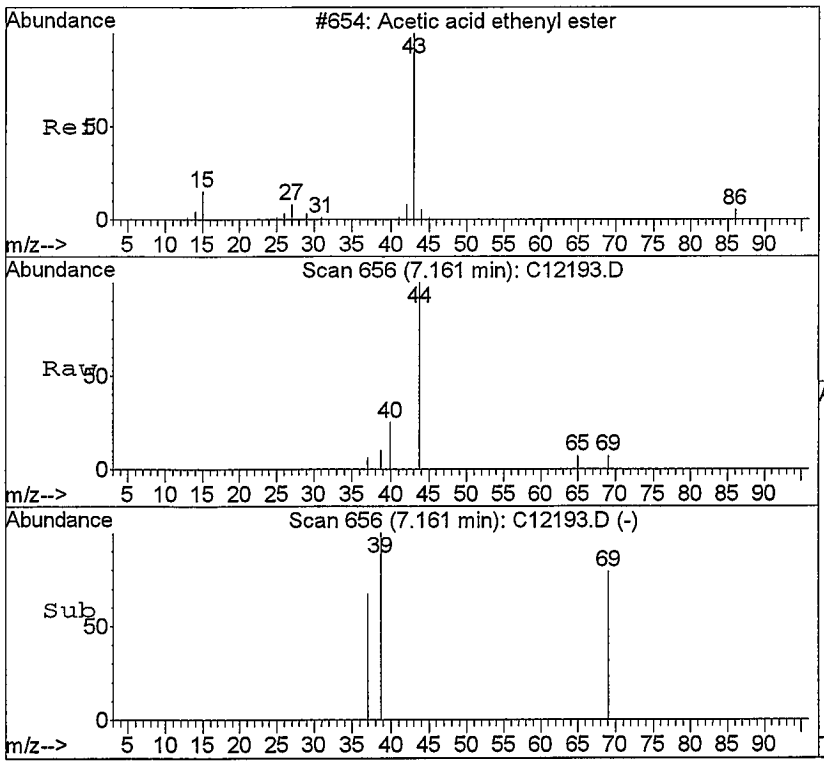

#23
Vinyl Acetate
Concen: Below Cal
RT: 7.16 min Scan# 656
Delta R.T. -0.05 min
Lab File: C12193.D
Acq: 10 Sep 2008 14:11

NO

Tgt Ion: 43 Resp: 3129

Ion	Ratio	Lower	Upper
43	100		
86	0.0	1.4	3.2#

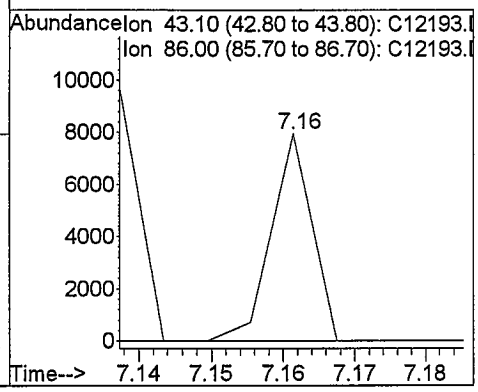

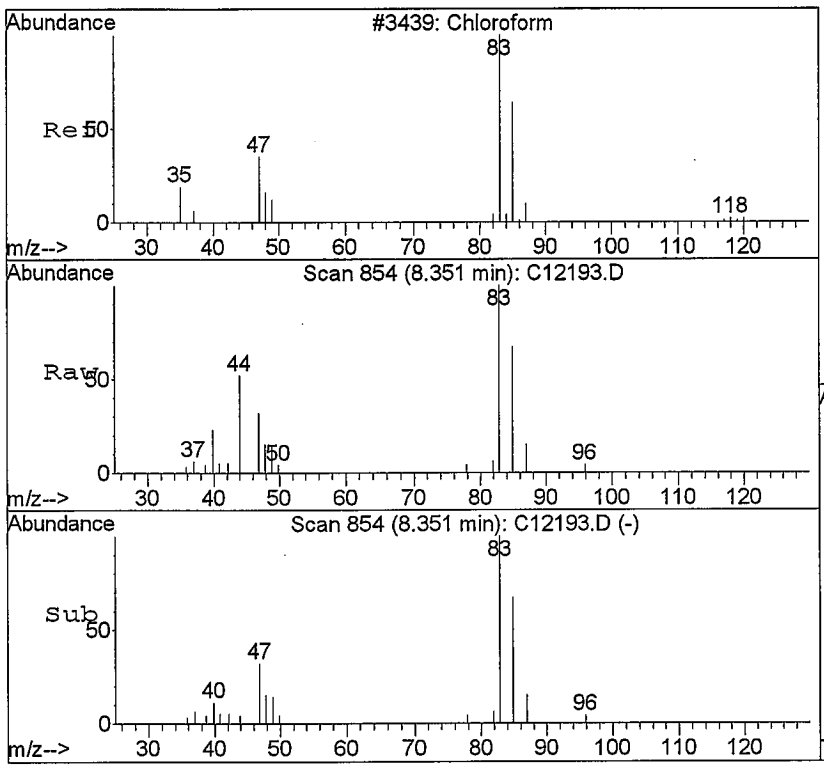

#33
Chloroform
Concen: 0.81 ppb
RT: 8.35 min Scan# 854
Delta R.T. 0.00 min
Lab File: C12193.D
Acq: 10 Sep 2008 14:11

Tgt Ion: 83 Resp: 42337

Ion	Ratio	Lower	Upper
83	100		
85	67.3	36.8	86.0
47	31.6	17.0	39.8

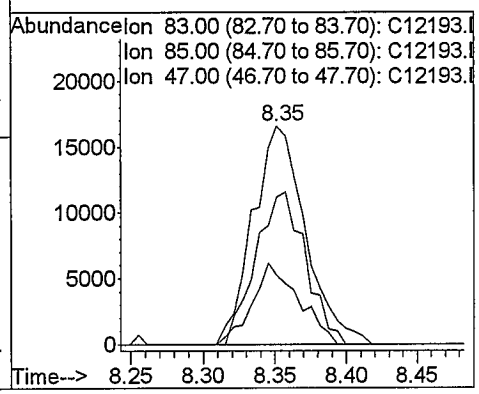

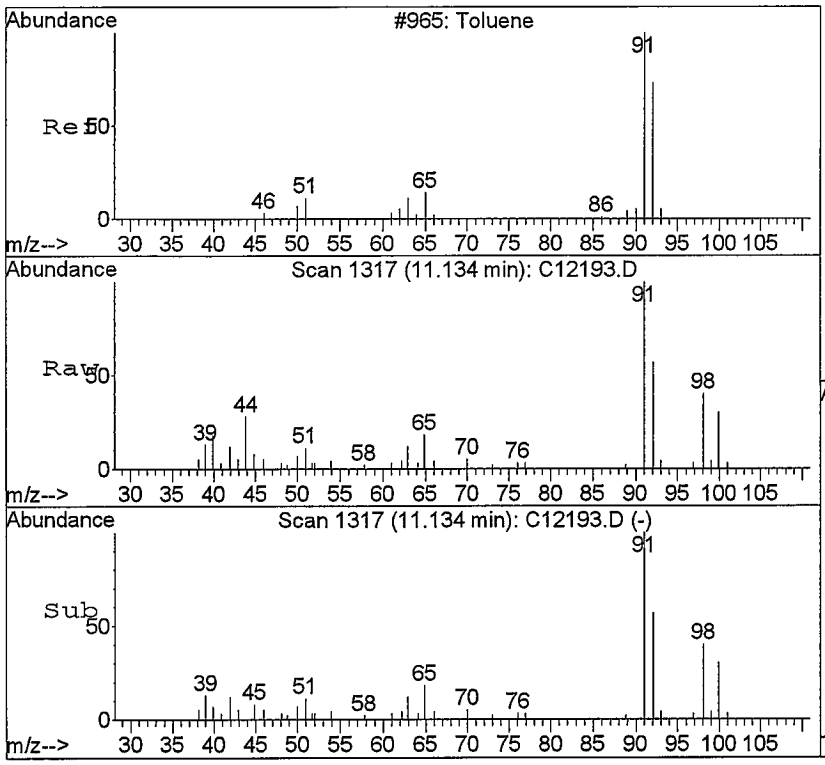

#54
Toluene
Concen: 0.80 ppb
RT: 11.13 min Scan# 1317
Delta R.T. -0.00 min
Lab File: C12193.D
Acq: 10 Sep 2008 14:11

Tgt Ion: 91 Resp: 74857

Ion	Ratio	Lower	Upper
91	100		
92	57.3	33.2	77.4
65	18.1	7.8	18.2

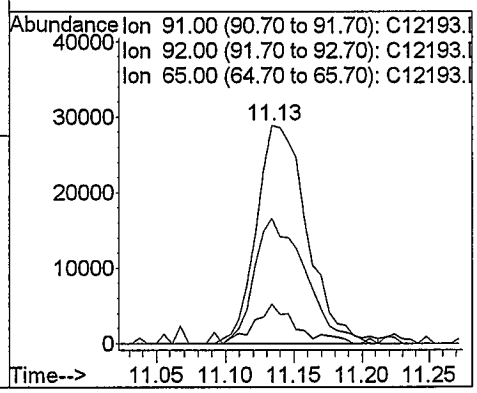

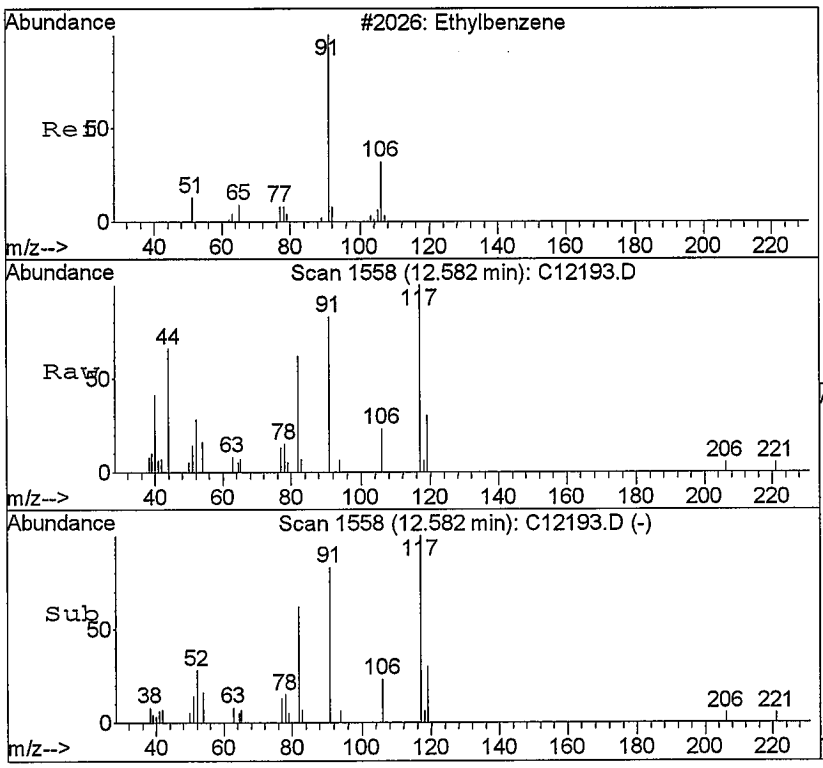

#65
Ethylbenzene
Concen: 0.21 ppb
RT: 12.58 min Scan# 1558
Delta R.T. 0.01 min
Lab File: C12193.D
Acq: 10 Sep 2008 14:11

Tgt Ion: 91 Resp: 21156

Ion	Ratio	Lower	Upper
91	100		
106	28.3	18.2	42.4

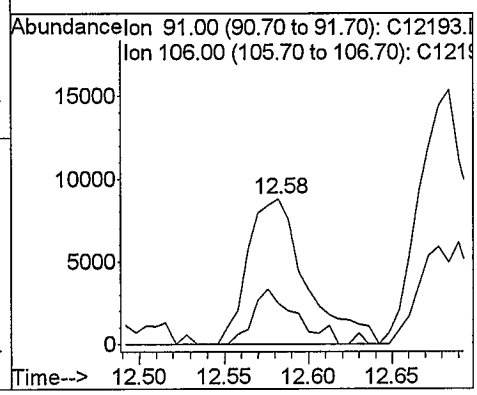

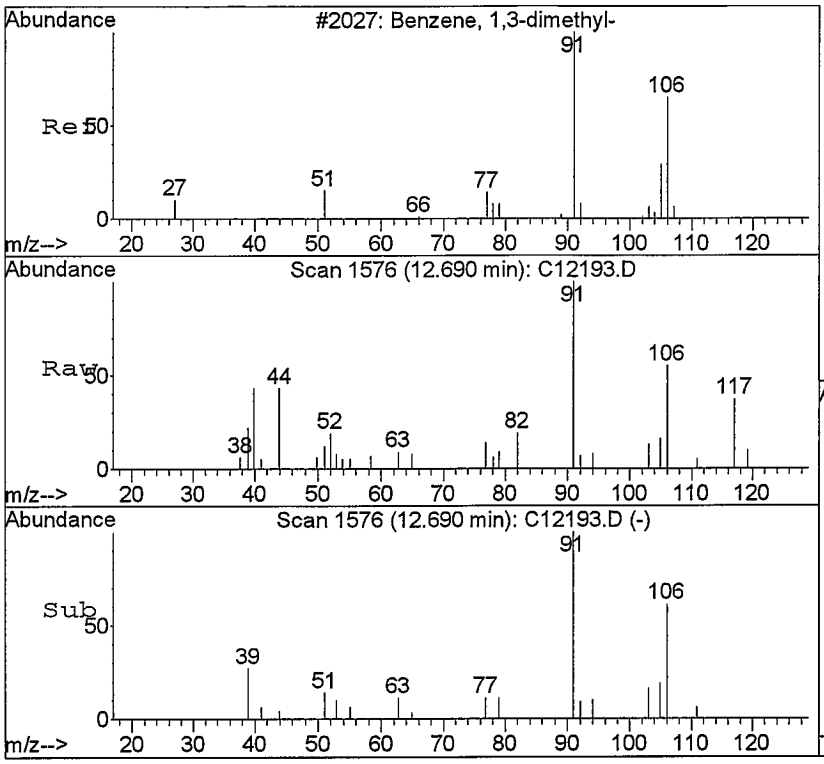

#67
m,p-Xylene
Concen: 0.40 ppb
RT: 12.69 min Scan# 1576
Delta R.T. 0.02 min
Lab File: C12193.D
Acq: 10 Sep 2008 14:11

Tgt Ion:106 Resp: 14622

Ion	Ratio	Lower	Upper
106	100		
91	170.8	121.4	283.2

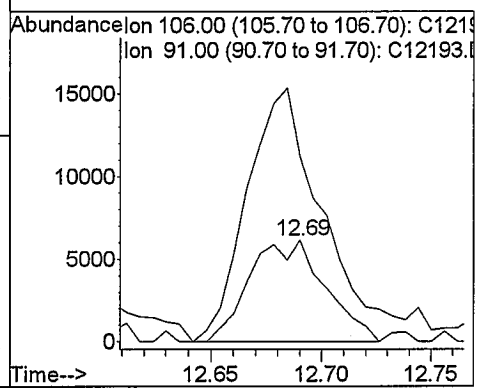

Quantitation Report (QT Reviewed)

Data File : C:\HPCHEM\1\DATA\091008\C12194.D
Acq On : 10 Sep 2008 14:34
Sample : 0809060-7
Misc : 10mL water
MS Integration Params: ettics.p
Quant Time: Sep 11 9:51 2008

Vial: 15
Operator: twk-sop525r12:
Inst : CSS Instr
Multiplr: 1.00

Quant Results File: 082208W.RES

Quant Method : C:\HPCHEM\1\METHODS\082208W.M (RTE Integrator)
Title : GC/MS Volatiles (S.O.P. 525)
Last Update : Wed Sep 10 11:01:41 2008
Response via : Initial Calibration
DataAcq Meth : 082208W

Internal Standards	R.T.	QIon	Response	Conc	Units	Dev(Min)
1) Fluorobenzene	9.37	96	1781401	25.00	ppb	0.00
52) Chlorobenzene-d5	12.51	82	708506	25.00	ppb	0.00
72) 1,4-Dichlorobenzene-d4	14.52	152	548361	25.00	ppb	0.00
System Monitoring Compounds						
34) Dibromofluoromethane	8.57	113	706623	25.60	ppb	0.00
Spiked Amount 25.000	Range 80 - 124		Recovery = 102.40%			
38) 1,2-dichloroethane-d4	9.03	65	395423	22.72	ppb	0.00
Spiked Amount 25.000	Range 62 - 139		Recovery = 90.88%			
53) Toluene-d8	11.07	98	1682340	22.15	ppb	0.00
Spiked Amount 25.000	Range 81 - 119		Recovery = 88.60%			
73) 4-Bromofluorobenzene	13.55	95	623118	26.09	ppb	0.00
Spiked Amount 25.000	Range 78 - 129		Recovery = 104.36%			

Target Compounds						Qvalue
12) Acetone	5.81	58	5914m	8.15	ppb	
14) Carbon Disulfide	6.05	76	23777	0.25	ppb	# 54
15) Allyl chloride	6.05	76	23391	1.63	ppb	# NO 1
17) Methylene chloride	6.36	84	7512	0.29	ppb	# B 72

(#) = qualifier out of range (m) = manual integration

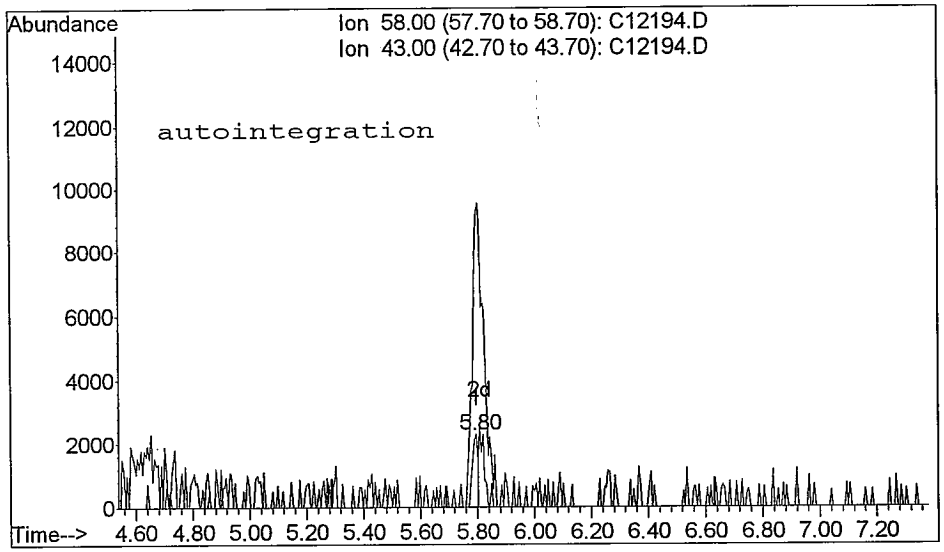

TIC: C12194.D

(12) Acetone (T)
5.80min 4.10ppb
response 2973

Ion	Exp%	Act%
58.00	100	100
43.00	427.30	345.71
0.00	0.00	0.00
0.00	0.00	0.00

Reason for manual re-integration?

[] missed peak assignment

[] peak saturation (detector shutdown)

[] over-integrated peak's area

[M] under-integrated peak's area

[] other (_____)

initials: MM date: 9 / 11 / 08

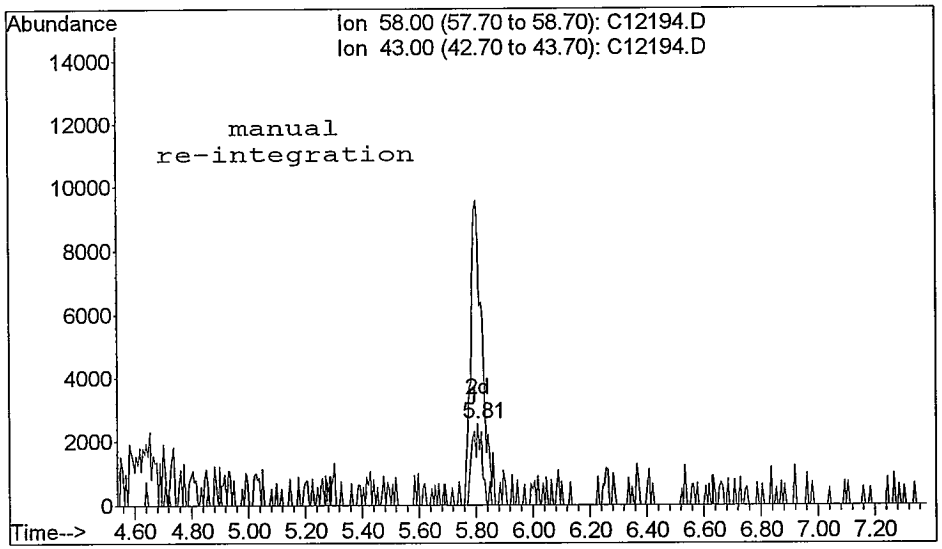

TIC: C12194.D

(12) Acetone (T)
5.81min 8.15ppb m
response 5914

Ion	Exp%	Act%
58.00	100	100
43.00	427.30	350.96
0.00	0.00	0.00
0.00	0.00	0.00

Quantitation Report

Data File : C:\HPCHEM\1\DATA\091008\C12194.D
Acq On : 10 Sep 2008 14:34
Sample : 0809060-7
Misc : 10mL water
MS Integration Params: ettics.p
Quant Time: Sep 11 9:51 2008

Vial: 15
Operator: twk-sop525r12:
Inst : CSS Instr
Multiplr: 1.00
Quant Results File: 082208W.RES

Method : C:\HPCHEM\1\METHODS\082208W.M (RTE Integrator)
Title : GC/MS Volatiles (S.O.P. 525)
Last Update : Wed Sep 10 11:01:41 2008
Response via : Initial Calibration



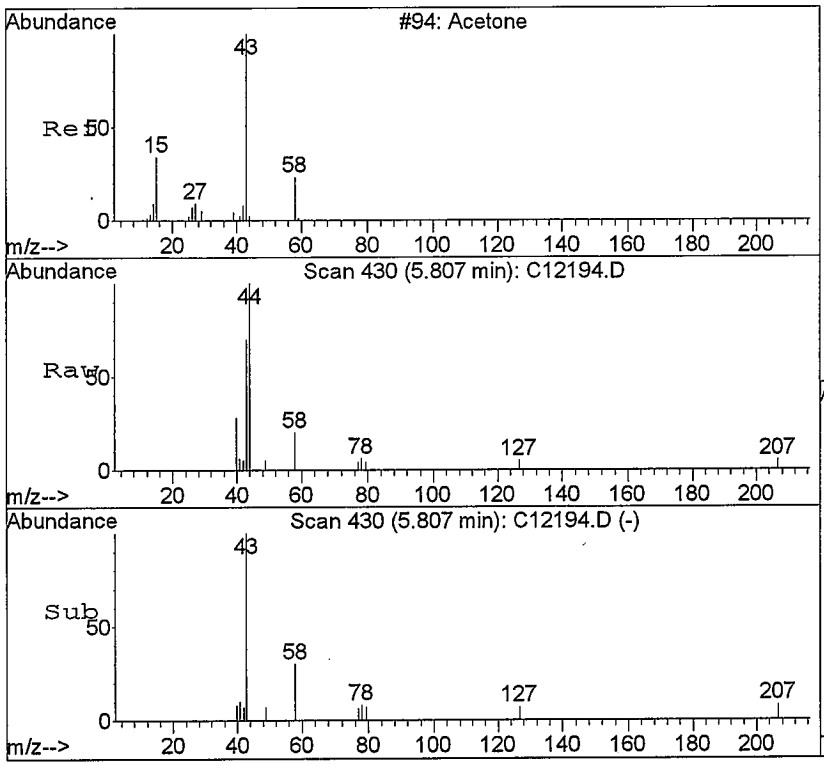

#12
Acetone
Concen: 8.15 ppb m
RT: 5.81 min Scan# 430
Delta R.T. 0.01 min
Lab File: C12194.D
Acq: 10 Sep 2008 14:34

Tgt Ion: 58 Resp: 5914

Ion	Ratio	Lower	Upper
58	100		
43	351.0	0.0	2636.4

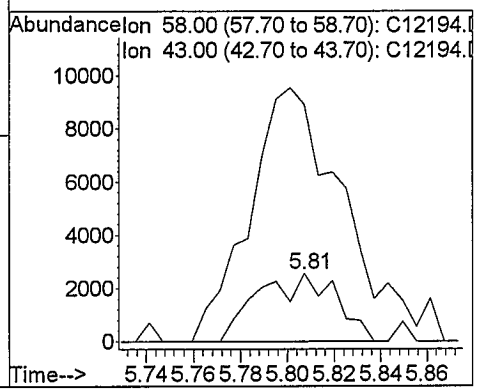

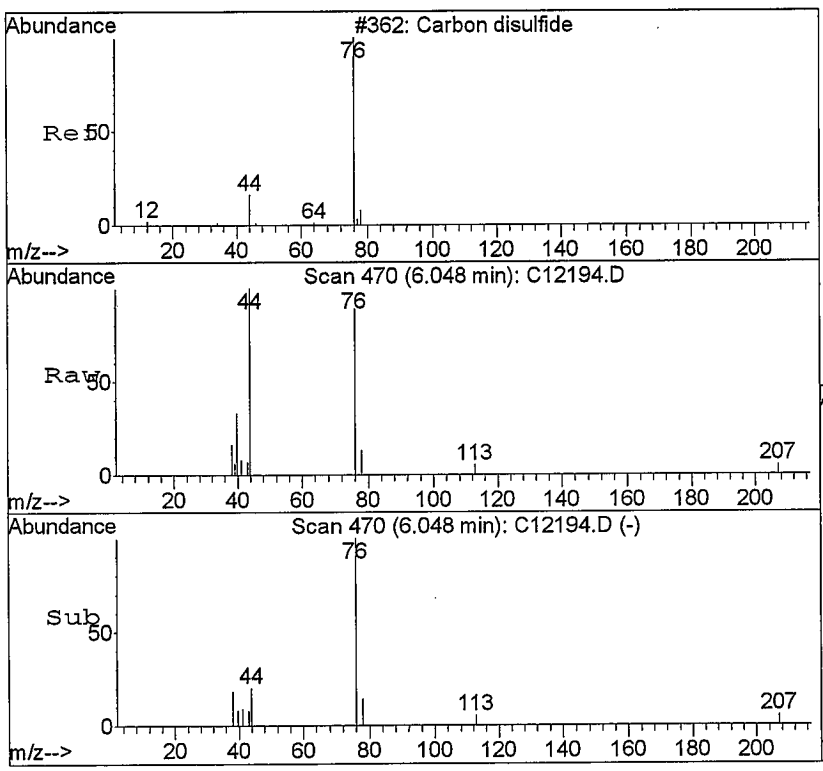

#14
Carbon Disulfide
Concen: 0.25 ppb
RT: 6.05 min Scan# 470
Delta R.T. 0.00 min
Lab File: C12194.D
Acq: 10 Sep 2008 14:34

Tgt Ion: 76 Resp: 23777

Ion	Ratio	Lower	Upper
76	100		
78	14.3	5.0	11.6#
44	39.1	8.0	18.6#

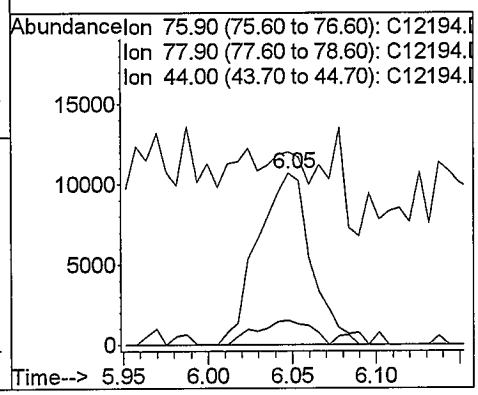

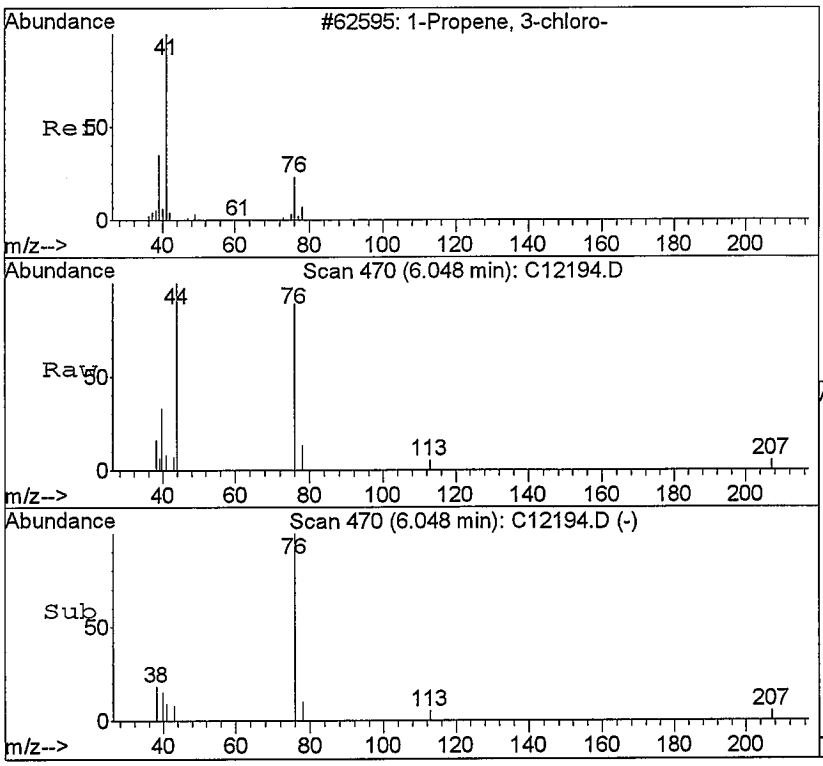

#15
Allyl chloride
Concen: 1.63 ppb
RT: 6.05 min Scan# 470
Delta R.T. -0.12 min
Lab File: C12194.D
Acq: 10 Sep 2008 14:34

Tgt Ion: 76 Resp: 23391

Ion	Ratio	Lower	Upper
76	100		
39	7.1	185.2	277.8#
41	3.3	307.8	461.6#
78	14.3	25.3	37.9#

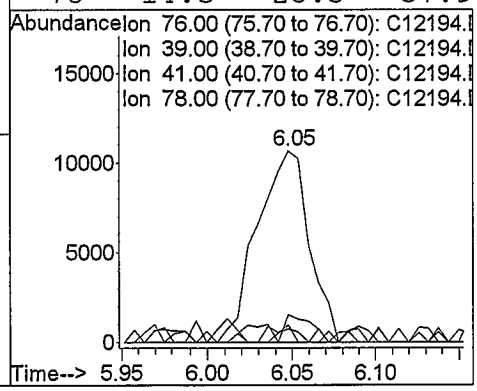

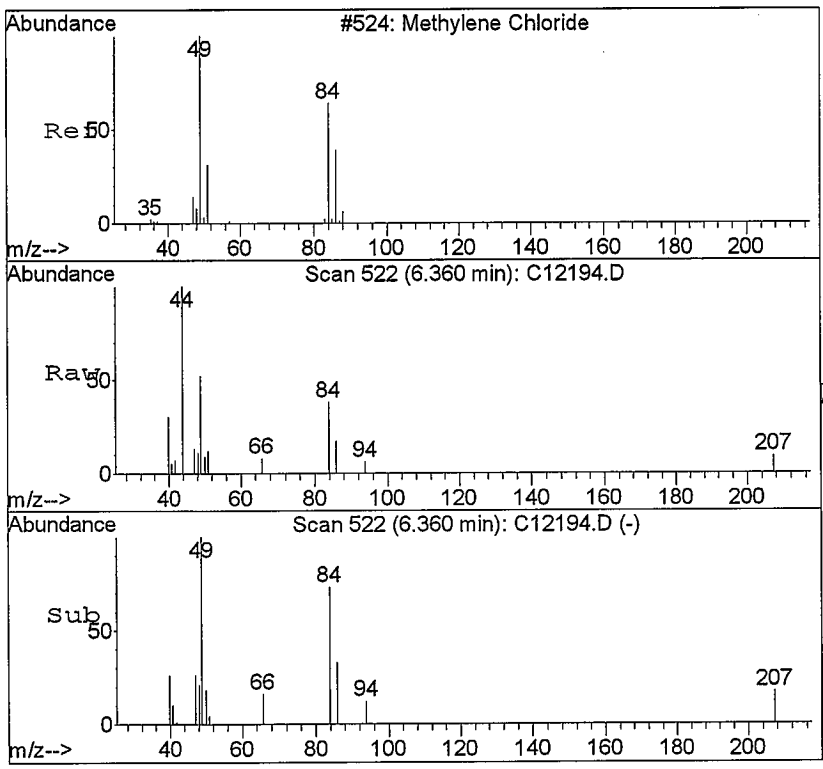

#17
Methylene chloride
Concen: 0.29 ppb
RT: 6.36 min Scan# 522
Delta R.T. 0.00 min
Lab File: C12194.D
Acq: 10 Sep 2008 14:34

Tgt Ion: 84 Resp: 7512

Ion	Ratio	Lower	Upper
84	100		
49	136.5	105.4	246.0
86	45.0	39.8	93.0
51	30.9	31.1	72.7#

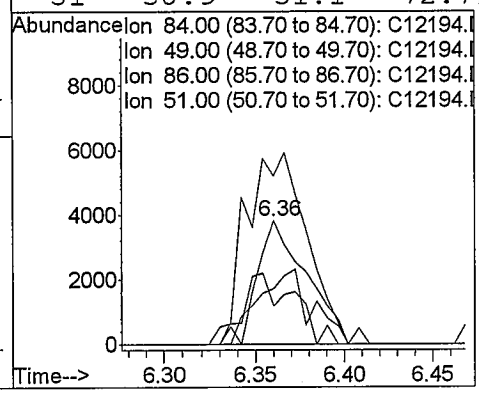

Quantitation Report (Not Reviewed)

Data File : C:\HPCHEM\1\DATA\091008\C12195.D Vial: 16
Acq On : 10 Sep 2008 14:57 Operator: twk-sop525r12:
Sample : 0809060-8 Inst : CSS Instr
Misc : 10mL water Multiplr: 1.00
MS Integration Params: ettics.p
Quant Time: Sep 11 1:56 2008 Quant Results File: 082208W.RES

Quant Method : C:\HPCHEM\1\METHODS\082208W.M (RTE Integrator)
Title : GC/MS Volatiles (S.O.P. 525)
Last Update : Wed Sep 10 11:01:41 2008
Response via : Initial Calibration
DataAcq Meth : 082208W

Internal Standards	R.T.	QIon	Response	Conc	Units	Dev(Min)
1) Fluorobenzene	9.37	96	1842141	25.00	ppb	0.00
52) Chlorobenzene-d5	12.51	82	699372	25.00	ppb	0.00
72) 1,4-Dichlorobenzene-d4	14.52	152	545586	25.00	ppb	0.00
System Monitoring Compounds						
34) Dibromofluoromethane	8.56	113	656894	23.01	ppb	0.00
Spiked Amount 25.000	Range 80 - 124		Recovery = 92.04%			
38) 1,2-dichloroethane-d4	9.04	65	384093	21.34	ppb	0.00
Spiked Amount 25.000	Range 62 - 139		Recovery = 85.36%			
53) Toluene-d8	11.07	98	1728850	23.06	ppb	0.00
Spiked Amount 25.000	Range 81 - 119		Recovery = 92.24%			
73) 4-Bromofluorobenzene	13.55	95	607447	25.56	ppb	0.00
Spiked Amount 25.000	Range 78 - 129		Recovery = 102.24%			
Target Compounds						Qvalue
33) Chloroform	8.35	83	29223	0.57	ppb	84

m 9/11/08

(#) = qualifier out of range (m) = manual integration
C12195.D 082208W.M Thu Sep 11 08:54:37 2008

Quantitation Report

Data File : C:\HPCHEM\1\DATA\091008\C12195.D
Acq On : 10 Sep 2008 14:57
Sample : 0809060-8
Misc : 10mL water
MS Integration Params: ettics.p
Quant Time: Sep 11 1:56 2008

Vial: 16
Operator: twk-sop525r12:
Inst : CSS Instr
Multiplr: 1.00
Quant Results File: 082208W.RES

Method : C:\HPCHEM\1\METHODS\082208W.M (RTE Integrator)
Title : GC/MS Volatiles (S.O.P. 525)
Last Update : Wed Sep 10 11:01:41 2008
Response via : Initial Calibration



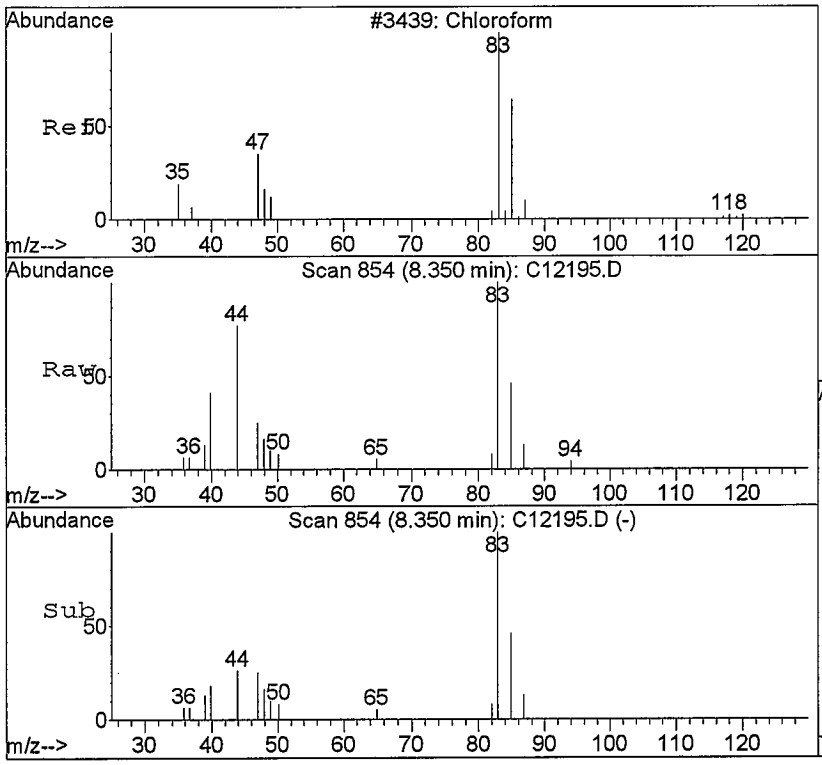

#33
Chloroform
Concen: 0.57 ppb
RT: 8.35 min Scan# 854
Delta R.T. 0.00 min
Lab File: C12195.D
Acq: 10 Sep 2008 14:57

Tgt Ion: 83 Resp: 29223

Ion	Ratio	Lower	Upper
83	100		
85	45.6	36.8	86.0
47	25.4	17.0	39.8

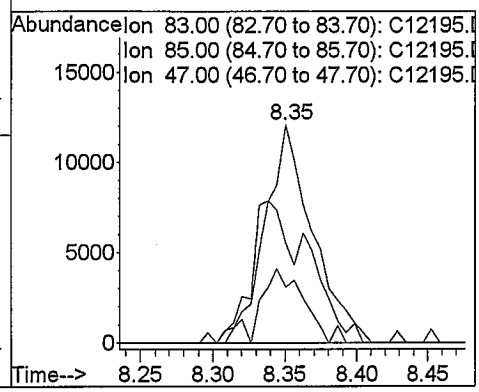

Raw Data Quality Control Samples

Quantitation Report (QT Reviewed)

Data File : C:\HPCHEM\1\DATA\091008\C12184.D Vial: 5
Acq On : 10 Sep 2008 10:41 Operator: twk-sop525r12:
Sample : VL080910-3CCS Inst : CSS Instr
Misc : 10mL water - CCV/LCS Multiplr: 1.00
MS Integration Params: ettics.p
Quant Time: Sep 10 11:00 2008 Quant Results File: 082208W.RES

Quant Method : C:\HPCHEM\1\METHODS\082208W.M (RTE Integrator)
Title : GC/MS Volatiles (S.O.P. 525)
Last Update : Thu Sep 04 13:15:48 2008
Response via : Initial Calibration
DataAcq Meth : 082208W

Internal Standards	R.T.	QIon	Response	Conc	Units	Dev(Min)
1) Fluorobenzene	9.37	96	1906380	25.00	ppb	0.00
52) Chlorobenzene-d5	12.51	82	709865	25.00	ppb	0.00
72) 1,4-Dichlorobenzene-d4	14.52	152	560779	25.00	ppb	0.00
System Monitoring Compounds						
34) Dibromofluoromethane	8.56	113	738685	25.00	ppb	0.00
Spiked Amount 25.000	Range 80 - 124		Recovery = 100.00%			
38) 1,2-dichloroethane-d4	9.03	65	415525	22.31	ppb	0.00
Spiked Amount 25.000	Range 62 - 139		Recovery = 89.24%			
53) Toluene-d8	11.06	98	1922931	25.27	ppb	0.00
Spiked Amount 25.000	Range 81 - 119		Recovery = 101.08%			
73) 4-Bromofluorobenzene	13.55	95	650043	26.62	ppb	0.00
Spiked Amount 25.000	Range 78 - 129		Recovery = 106.48%			

Target Compounds							Qvalue
2) Dichlorodifluoromethane	3.43	85	470214	10.19	ppb		100
3) Chloromethane	3.75	50	510677	10.17	ppb		98
4) Vinyl chloride	3.92	62	354263	10.37	ppb		96
5) Bromomethane	4.47	96	212391	9.57	ppb		91
6) Chloroethane	4.61	64	142879	9.53	ppb		95
7) Trichlorofluoromethane	4.94	101	441973	10.25	ppb		96
8) Ethanol	5.19	45	30393	239.24	ppb		94
9) Acrolein	5.60	56	129146	149.96	ppb		94
10) 1,1,2-Trichloro-1,2,2-trif	5.61	101	314834	10.50	ppb		94
11) 1,1-Dichloroethene	5.69	96	256050	9.66	ppb		92
12) Acetone	5.79	58	31536	40.59	ppb		71
13) Iodomethane	5.95	142	514362	9.15	ppb		98
14) Carbon Disulfide	6.05	76	995111	9.80	ppb		97
15) Allyl chloride	6.17	76	156069	10.15	ppb		93
16) Acetonitrile	6.23	41	184014	102.64	ppb	#	86
17) Methylene chloride	6.36	84	278358	9.87	ppb		94
18) tert-Butanol	6.39	59	40722	54.01	ppb	#	92
19) Methyl-t-butyl-ether	6.61	73	715350	20.55	ppb		99
20) trans-1,2-Dichloroethene	6.67	96	283172	9.96	ppb		98
21) Acrylonitrile	6.73	53	437089	102.83	ppb		89
22) Isopropyl ether	7.18	45	1062779	9.27	ppb		97
23) Vinyl Acetate	7.21	43	283183	9.04	ppb		99
24) 1,1-Dichloroethane	7.25	63	615701	10.04	ppb		97
25) Chloroprene	7.33	53	400035	9.65	ppb		96
26) Ethyl tert-butyl ether	7.63	59	669743	10.26	ppb		93
27) 2,2-Dichloropropane	7.96	77	368292	11.01	ppb		98
28) 2-Butanone	7.99	43	247545	39.71	ppb		98
29) cis-1,2-Dichloroethene	7.99	96	302691	9.70	ppb		95
30) Propionitrile	8.14	54	149836	103.00	ppb		95
31) Methacrylonitrile	8.31	67	39844	9.85	ppb		82
32) Bromochloromethane	8.31	128	127283	9.64	ppb		90
33) Chloroform	8.35	83	494702	9.39	ppb		96
35) 1,1,1-Trichloroethane	8.60	97	397457	10.36	ppb		94
36) Carbon tetrachloride	8.77	117	340486	9.89	ppb		94
37) 1,1-Dichloropropene	8.79	75	387047	10.25	ppb		97
39) Isobutyl alcohol	8.81	43	95340	208.48	ppb	#	86
40) tert-Amyl methyl ether	9.09	87	74200	9.98	ppb	#	88
41) Benzene	9.04	78	1040822	9.36	ppb		96
42) 1,2-Dichloroethane	9.13	62	245050	9.71	ppb		97
43) Trichloroethene	9.77	95	318662	10.29	ppb		90

(#) = qualifier out of range (m) = manual integration

an 9/10/08

Quantitation Report (QT Reviewed)

Data File : C:\HPCHEM\1\DATA\091008\C12184.D Vial: 5
Acq On : 10 Sep 2008 10:41 Operator: twk-sop525r12:
Sample : VL080910-3CCS Inst : CSS Instr
Misc : 10mL water - CCV/LCS Multiplr: 1.00
MS Integration Params: ettics.p
Quant Time: Sep 10 11:00 2008 Quant Results File: 082208W.RES

Quant Method : C:\HPCHEM\1\METHODS\082208W.M (RTE Integrator)
Title : GC/MS Volatiles (S.O.P. 525)
Last Update : Thu Sep 04 13:15:48 2008
Response via : Initial Calibration
DataAcq Meth : 082208W

	Compound	R.T.	QIon	Response	Conc	Unit		Qvalue
44)	1,2-Dichloropropane	10.08	63	328487	10.35	ppb		93
45)	Methyl methacrylate	10.08	69	67473	10.16	ppb	#	95
46)	1,4-Dioxane	10.19	88	17976	295.16	ppb	#	62
47)	Dibromomethane	10.22	93	150037	9.89	ppb		96
48)	Bromodichloromethane	10.34	83	325408	10.19	ppb		99
49)	2-Chloroethyl vinyl ether	10.61	63	103748	10.50	ppb		96
50)	cis-1,3-Dichloropropene	10.81	75	365346	10.42	ppb		95
51)	4-Methyl-2-Pentanone	10.93	43	574444	42.18	ppb	#	96
54)	Toluene	11.14	91	1027807	9.76	ppb		97
55)	Ethyl methacrylate	11.36	69	163323	9.81	ppb	#	94
56)	trans-1,3-Dichloropropene	11.38	75	253195	10.06	ppb		90
57)	1,1,2-Trichloroethane	11.57	83	143907	9.34	ppb		98
58)	Tetrachloroethene	11.67	164	219733	9.66	ppb		92
59)	2-Hexanone	11.76	58	161713	41.02	ppb		90
60)	1,3-Dichloropropane	11.76	76	238684	9.83	ppb		92
61)	Dibromochloromethane	11.97	129	223348	9.54	ppb		100
62)	1,2-Dibromoethane	12.12	107	180964	9.82	ppb		93
63)	1-Chlorohexane	12.42	91	361405	9.38	ppb		98
64)	Chlorobenzene	12.54	112	619825	8.95	ppb		95
65)	Ethylbenzene	12.57	91	1017574	9.01	ppb		100
66)	1,1,1,2-Tetrachloroethane	12.60	131	217519	9.74	ppb		92
67)	m,p-Xylene	12.67	106	837700	20.45	ppb		97
68)	o-Xylene	13.05	106	425816	10.15	ppb		99
69)	Styrene	13.07	104	613613	10.39	ppb		96
70)	Bromoform	13.30	173	107978	9.31	ppb	#	94
71)	Isopropylbenzene	13.34	105	966041	9.63	ppb		99
74)	1,1,2,2-Tetrachloroethane	13.65	83	170160	9.26	ppb		99
75)	trans-1,4-Dichloro-2-buten	13.69	53	40417	9.81	ppb		93
76)	n-Propylbenzene	13.70	91	1283521	9.76	ppb		99
77)	1,2,3-Trichloropropane	13.71	110	30086	9.25	ppb		85
78)	Bromobenzene	13.70	156	244695	9.98	ppb		90
79)	1,3,5-Trimethylbenzene	13.83	105	783989	9.17	ppb		97
80)	2-Chlorotoluene	13.83	126	240892	9.20	ppb		87
81)	4-Chlorotoluene	13.92	126	237787	9.80	ppb		91
82)	tert-Butylbenzene	14.11	134	125351	9.57	ppb		97
83)	1,2,4-Trimethylbenzene	14.15	105	788947	9.77	ppb		94
84)	sec-Butylbenzene	14.29	105	1115919	9.97	ppb		98
85)	p-Isopropyltoluene	14.38	119	826844	9.57	ppb		99
86)	1,3-Dichlorobenzene	14.46	146	444249	9.81	ppb		98
87)	1,4-Dichlorobenzene	14.54	146	424428	9.95	ppb		97
88)	n-Butylbenzene	14.72	91	876846	9.96	ppb		99
89)	1,2-Dichlorobenzene	14.87	146	365604	9.53	ppb		96
90)	Hexachloroethane	15.07	201	145802	9.57	ppb	#	94
91)	1,2-Dibromo-3-chloropropan	15.56	157	19196	9.18	ppb		83
92)	1,2,4-Trichlorobenzene	16.32	180	249720	10.51	ppb		97
93)	Hexachlorobutadiene	16.39	225	166362	10.54	ppb		96
94)	Naphthalene	16.62	128	308368	11.40	ppb		100
95)	1,2,3-Trichlorobenzene	16.88	180	195148	10.54	ppb		94

(#) = qualifier out of range (m) = manual integration

Quantitation Report

Data File : C:\HPCHEM\1\DATA\091008\C12184.D Vial: 5
Acq On : 10 Sep 2008 10:41 Operator: twk-sop525r12:
Sample : VL080910-3CCS Inst : CSS Instr
Misc : 10mL water - CCV/LCS Multiplr: 1.00
MS Integration Params: ettics.p
Quant Time: Sep 10 11:00 2008 Quant Results File: 082208W.RES

Method : C:\HPCHEM\1\METHODS\082208W.M (RTE Integrator)
Title : GC/MS Volatiles (S.O.P. 525)
Last Update : Thu Sep 04 13:15:48 2008
Response via : Initial Calibration

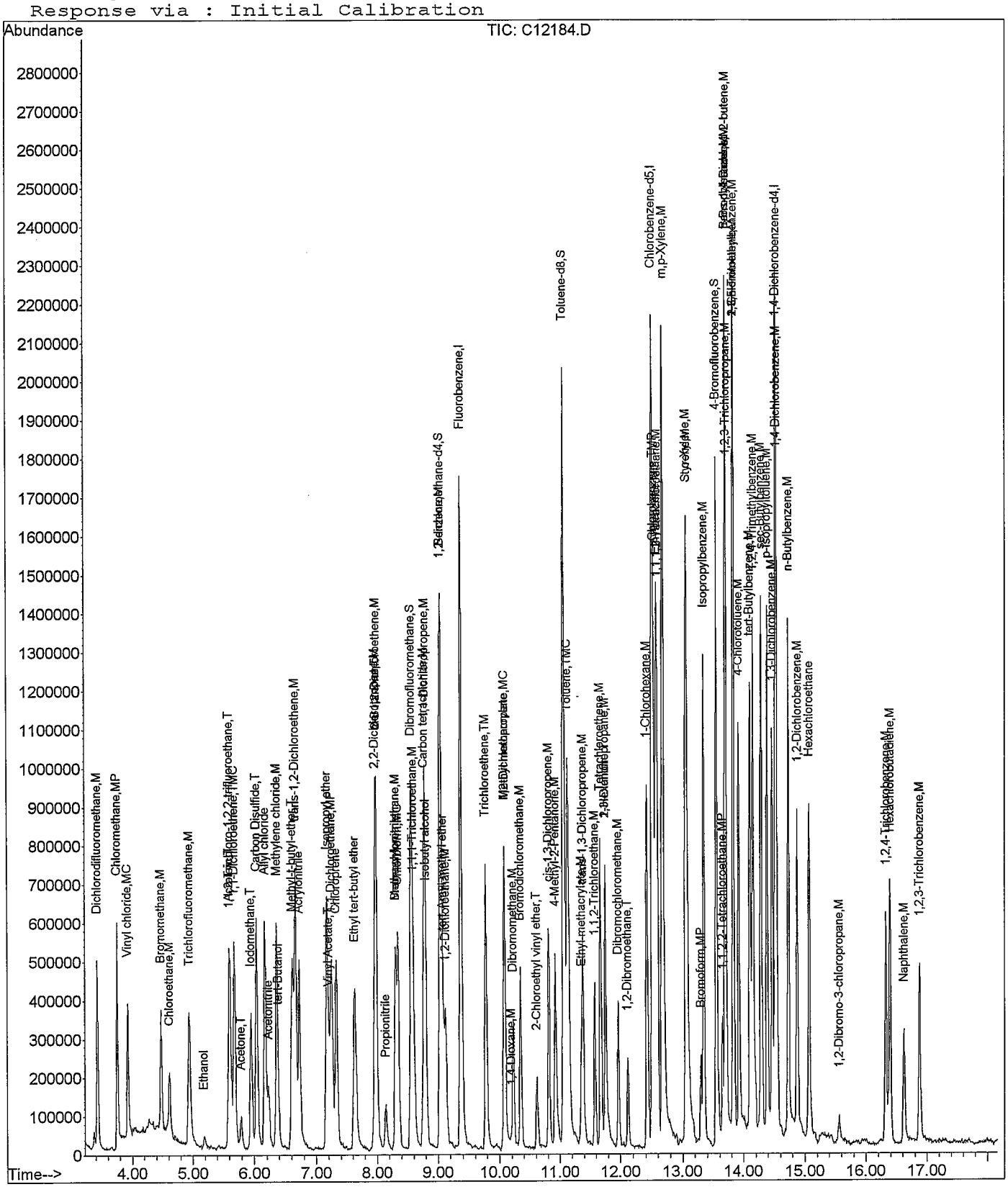

Quantitation Report (QT Reviewed)

Data File : C:\HPCHEM\1\DATA\091008\C12185.D Vial: 6
Acq On : 10 Sep 2008 11:04 Operator: twk-sop525r12:
Sample : VL080910-3LCSD Inst : CSS Instr
Misc : 10mL water Multiplr: 1.00
MS Integration Params: ettics.p
Quant Time: Sep 10 11:33 2008 Quant Results File: 082208W.RES

Quant Method : C:\HPCHEM\1\METHODS\082208W.M (RTE Integrator)
Title : GC/MS Volatiles (S.O.P. 525)
Last Update : Wed Sep 10 11:01:41 2008
Response via : Initial Calibration
DataAcq Meth : 082208W

Internal Standards	R.T.	QIon	Response	Conc	Units	Dev(Min)
1) Fluorobenzene	9.37	96	2007619	25.00	ppb	0.00
52) Chlorobenzene-d5	12.51	82	744543	25.00	ppb	0.00
72) 1,4-Dichlorobenzene-d4	14.52	152	583277	25.00	ppb	0.00
System Monitoring Compounds						
34) Dibromofluoromethane	8.56	113	699049	22.47	ppb	0.00
Spiked Amount 25.000	Range 80 - 124		Recovery = 89.88%			
38) 1,2-dichloroethane-d4	9.03	65	439647	22.42	ppb	0.00
Spiked Amount 25.000	Range 62 - 139		Recovery = 89.68%			
53) Toluene-d8	11.07	98	1771255	22.19	ppb	0.00
Spiked Amount 25.000	Range 81 - 119		Recovery = 88.76%			
73) 4-Bromofluorobenzene	13.55	95	628654	24.75	ppb	0.00
Spiked Amount 25.000	Range 78 - 129		Recovery = 99.00%			

Target Compounds							Qvalue
2) Dichlorodifluoromethane	3.42	85	501424	10.32	ppb		99
3) Chloromethane	3.75	50	526828	9.96	ppb		95
4) Vinyl chloride	3.93	62	363839	10.11	ppb		98
5) Bromomethane	4.47	96	237169	10.15	ppb		91
6) Chloroethane	4.61	64	155091	9.82	ppb		96
7) Trichlorofluoromethane	4.94	101	430840	9.49	ppb		100
8) Ethanol	5.18	45	28343	211.85	ppb	#	70
9) Acrolein	5.60	56	126154	140.02	ppb		98
10) 1,1,2-Trichloro-1,2,2-trif	5.61	101	311141	9.85	ppb		91
11) 1,1-Dichloroethene	5.68	96	261731	9.37	ppb		92
12) Acetone	5.79	58	30938	37.81	ppb		94
13) Iodomethane	5.95	142	530208	8.96	ppb		99
14) Carbon Disulfide	6.04	76	1043608	9.76	ppb		98
15) Allyl chloride	6.17	76	163859	10.12	ppb		92
16) Acetonitrile	6.23	41	189363	100.30	ppb	#	88
17) Methylene chloride	6.36	84	295236	9.94	ppb		96
18) tert-Butanol	6.39	59	40697	51.26	ppb	#	93
19) Methyl-t-butyl-ether	6.61	73	661881	18.06	ppb		99
20) trans-1,2-Dichloroethene	6.67	96	298084	9.95	ppb		98
21) Acrylonitrile	6.73	53	427897	95.59	ppb		92
22) Isopropyl ether	7.18	45	1134067	9.39	ppb		97
23) Vinyl Acetate	7.22	43	331913m	10.15	ppb		
24) 1,1-Dichloroethane	7.25	63	598473	9.27	ppb		97
25) Chloroprene	7.33	53	399426	9.15	ppb		99
26) Ethyl tert-butyl ether	7.63	59	637136	9.26	ppb		95
27) 2,2-Dichloropropane	7.96	77	356962	10.13	ppb		92
28) 2-Butanone	7.99	43	229806	35.01	ppb	#	96
29) cis-1,2-Dichloroethene	7.98	96	305335	9.29	ppb		95
30) Propionitrile	8.14	54	147055	96.00	ppb	#	91
31) Methacrylonitrile	8.30	67	38939	9.14	ppb		87
32) Bromochloromethane	8.30	128	134069	9.64	ppb		90
33) Chloroform	8.34	83	518762	9.35	ppb		94
35) 1,1,1-Trichloroethane	8.60	97	381728	9.45	ppb		93
36) Carbon tetrachloride	8.77	117	351479	9.69	ppb		90
37) 1,1-Dichloropropene	8.78	75	393400	9.90	ppb		93
39) Isobutyl alcohol	8.81	43	93538	194.22	ppb		96
40) tert-Amyl methyl ether	9.08	87	72950	9.32	ppb		92
41) Benzene	9.05	78	1147564	9.80	ppb		96
42) 1,2-Dichloroethane	9.13	62	246365	9.27	ppb		92
43) Trichloroethene	9.77	95	333006	10.21	ppb		96

(#) = qualifier out of range (m) = manual integration m 9/10/08

Quantitation Report (QT Reviewed)

Data File : C:\HPCHEM\1\DATA\091008\C12185.D
Acq On : 10 Sep 2008 11:04
Sample : VL080910-3LCSD
Misc : 10mL water
MS Integration Params: ettics.p
Quant Time: Sep 10 11:33 2008

Vial: 6
Operator: twk-sop525r12:
Inst : CSS Instr
Multiplr: 1.00
Quant Results File: 082208W.RES

Quant Method : C:\HPCHEM\1\METHODS\082208W.M (RTE Integrator)
Title : GC/MS Volatiles (S.O.P. 525)
Last Update : Wed Sep 10 11:01:41 2008
Response via : Initial Calibration
DataAcq Meth : 082208W

	Compound	R.T.	QIon	Response	Conc	Unit		Qvalue
44)	1,2-Dichloropropane	10.08	63	332318	9.94	ppb		98
45)	Methyl methacrylate	10.08	69	65650	9.39	ppb		88
46)	1,4-Dioxane	10.20	88	7564	117.94	ppb	#	80
47)	Dibromomethane	10.23	93	156168	9.77	ppb		96
48)	Bromodichloromethane	10.35	83	323768	9.63	ppb		94
49)	2-Chloroethyl vinyl ether	10.62	63	99779	9.59	ppb		96
50)	cis-1,3-Dichloropropene	10.81	75	360937	9.78	ppb		97
51)	4-Methyl-2-Pentanone	10.92	43	538769	37.56	ppb		97
54)	Toluene	11.13	91	1022312	9.26	ppb		97
55)	Ethyl methacrylate	11.36	69	148808	8.52	ppb		94
56)	trans-1,3-Dichloropropene	11.38	75	243644	9.23	ppb		90
57)	1,1,2-Trichloroethane	11.58	83	148816	9.21	ppb		94
58)	Tetrachloroethene	11.67	164	224687	9.41	ppb		93
59)	2-Hexanone	11.75	58	146339	35.39	ppb		85
60)	1,3-Dichloropropane	11.76	76	219867	8.63	ppb		97
61)	Dibromochloromethane	11.97	129	214641	8.74	ppb		97
62)	1,2-Dibromoethane	12.12	107	169561	8.77	ppb		92
63)	1-Chlorohexane	12.42	91	352535	8.72	ppb		96
64)	Chlorobenzene	12.54	112	638825	8.79	ppb		97
65)	Ethylbenzene	12.58	91	1078730	9.10	ppb		98
66)	1,1,1,2-Tetrachloroethane	12.60	131	218015	9.31	ppb		90
67)	m,p-Xylene	12.68	106	822774	19.15	ppb		93
68)	o-Xylene	13.05	106	384305	8.73	ppb		98
69)	Styrene	13.07	104	563677	9.10	ppb		91
70)	Bromoform	13.30	173	112652	9.26	ppb		92
71)	Isopropylbenzene	13.34	105	958924	9.11	ppb		96
74)	1,1,2,2-Tetrachloroethane	13.64	83	174779	9.15	ppb	#	97
75)	trans-1,4-Dichloro-2-buten	13.70	53	40401	9.42	ppb	#	61
76)	n-Propylbenzene	13.69	91	1270415	9.28	ppb		99
77)	1,2,3-Trichloropropane	13.72	110	31255	9.24	ppb		85
78)	Bromobenzene	13.70	156	230885	9.05	ppb		96
79)	1,3,5-Trimethylbenzene	13.83	105	858321	9.65	ppb		97
80)	2-Chlorotoluene	13.83	126	260042	9.55	ppb		89
81)	4-Chlorotoluene	13.92	126	245623	9.73	ppb		93
82)	tert-Butylbenzene	14.11	134	126846	9.31	ppb		90
83)	1,2,4-Trimethylbenzene	14.16	105	807135	9.61	ppb		94
84)	sec-Butylbenzene	14.29	105	1161818	9.98	ppb		98
85)	p-Isopropyltoluene	14.38	119	868417	9.66	ppb		97
86)	1,3-Dichlorobenzene	14.46	146	434590	9.23	ppb		99
87)	1,4-Dichlorobenzene	14.53	146	416651	9.39	ppb		95
88)	n-Butylbenzene	14.73	91	885567	9.67	ppb		99
89)	1,2-Dichlorobenzene	14.87	146	384018	9.63	ppb		99
90)	Hexachloroethane	15.06	201	156608	9.88	ppb		93
91)	1,2-Dibromo-3-chloropropan	15.56	157	19658	9.04	ppb		88
92)	1,2,4-Trichlorobenzene	16.32	180	242264	9.80	ppb		96
93)	Hexachlorobutadiene	16.39	225	164381	10.01	ppb		97
94)	Naphthalene	16.62	128	285584	10.15	ppb		100
95)	1,2,3-Trichlorobenzene	16.87	180	185605	9.63	ppb		98

(#) = qualifier out of range (m) = manual integration

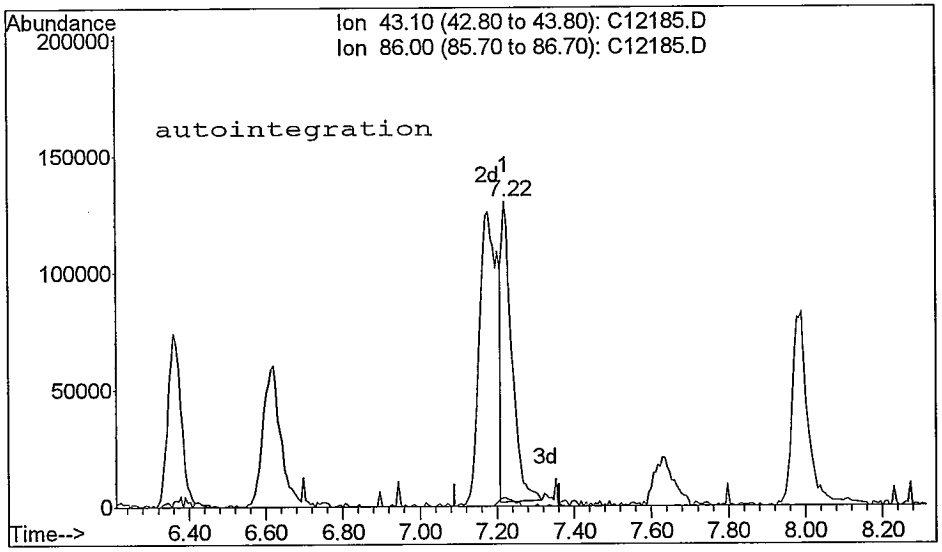

TIC: C12185.D

(23) Vinyl Acetate (T)
7.22min 7.23ppb
response 242720

Ion	Exp%	Act%
43.10	100	100
86.00	2.30	2.72
0.00	0.00	0.00
0.00	0.00	0.00

Reason for manual re-integration?

[] missed peak assignment

[] peak saturation (detector shutdown)

[] over-integrated peak's area

[X] under-integrated peak's area

[] other (_____)

initials: AM date: 9 / 10 / 08

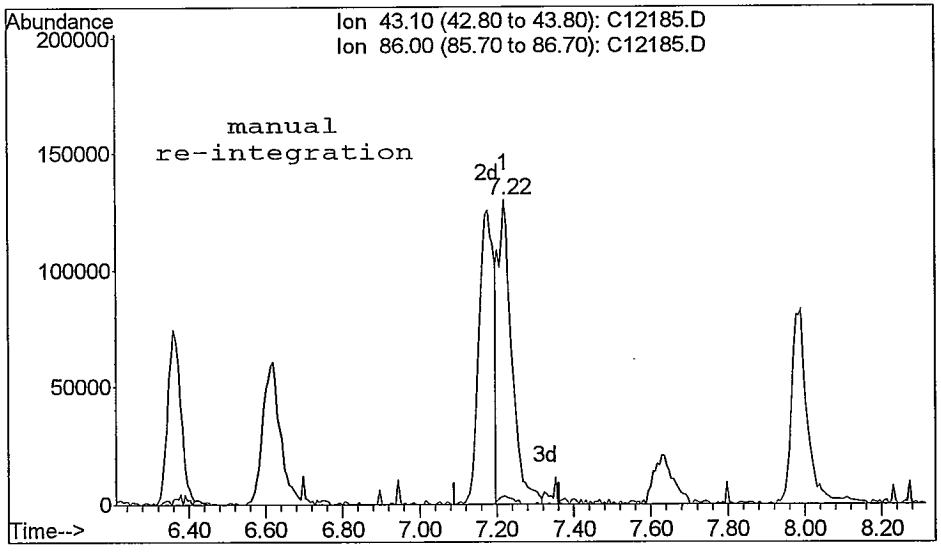

TIC: C12185.D

(23) Vinyl Acetate (T)
7.22min 10.15ppb m
response 331913

Ion	Exp%	Act%
43.10	100	100
86.00	2.30	2.67
0.00	0.00	0.00
0.00	0.00	0.00

Quantitation Report

Data File : C:\HPCHEM\1\DATA\091008\C12185.D Vial: 6
Acq On : 10 Sep 2008 11:04 Operator: twk-sop525r12:
Sample : VL080910-3LCSD Inst : CSS Instr
Misc : 10mL water Multiplr: 1.00
MS Integration Params: ettics.p
Quant Time: Sep 10 11:33 2008 Quant Results File: 082208W.RES

Method : C:\HPCHEM\1\METHODS\082208W.M (RTE Integrator)
Title : GC/MS Volatiles (S.O.P. 525)
Last Update : Wed Sep 10 11:01:41 2008
Response via : Initial Calibration

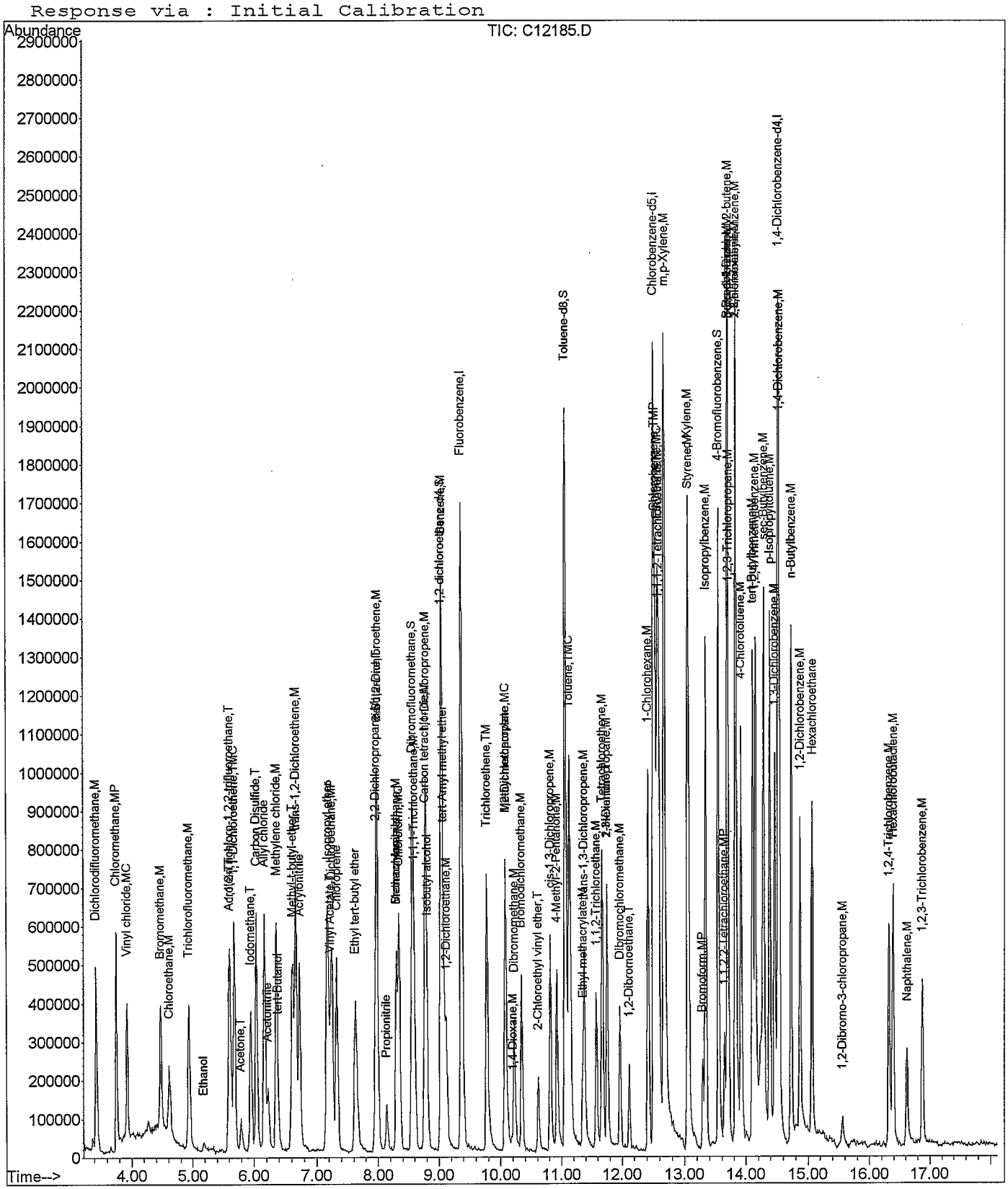

Quantitation Report (Not Reviewed)

Data File : C:\HPCHEM\1\DATA\091008\C12196.D Vial: 17
Acq On : 10 Sep 2008 15:21 Operator: twk-sop525r12:
Sample : 0809060-1MS Inst : CSS Instr
Misc : 10mL water Multiplr: 1.00
MS Integration Params: ettics.p
Quant Time: Sep 11 1:43 2008 Quant Results File: 082208W.RES

Quant Method : C:\HPCHEM\1\METHODS\082208W.M (RTE Integrator)
Title : GC/MS Volatiles (S.O.P. 525)
Last Update : Wed Sep 10 11:01:41 2008
Response via : Initial Calibration
DataAcq Meth : 082208W

Internal Standards	R.T.	QIon	Response	Conc	Units	Dev(Min)
1) Fluorobenzene	9.37	96	1804667	25.00	ppb	0.00
52) Chlorobenzene-d5	12.51	82	663059	25.00	ppb	0.00
72) 1,4-Dichlorobenzene-d4	14.52	152	552915	25.00	ppb	0.00
System Monitoring Compounds						
34) Dibromofluoromethane	8.56	113	691839	24.74	ppb	0.00
Spiked Amount 25.000	Range 80 - 124		Recovery = 98.96%			
38) 1,2-dichloroethane-d4	9.03	65	413392	23.45	ppb	0.00
Spiked Amount 25.000	Range 62 - 139		Recovery = 93.80%			
53) Toluene-d8	11.07	98	1862923	26.21	ppb	0.00
Spiked Amount 25.000	Range 81 - 119		Recovery = 104.84%			
73) 4-Bromofluorobenzene	13.55	95	632028	26.25	ppb	0.00
Spiked Amount 25.000	Range 78 - 129		Recovery = 105.00%			

Target Compounds						Qvalue
2) Dichlorodifluoromethane	3.43	85	451040	10.33	ppb	100
3) Chloromethane	3.75	50	517101	10.88	ppb	96
4) Vinyl chloride	3.93	62	339988	10.51	ppb	99
5) Bromomethane	4.47	96	222804	10.61	ppb	98
6) Chloroethane	4.62	64	145271	10.24	ppb	93
7) Trichlorofluoromethane	4.95	101	462578	11.33	ppb	99
10) 1,1,2-Trichloro-1,2,2-trif	5.62	101	333467	11.75	ppb	90
11) 1,1-Dichloroethene	5.69	96	262250	10.45	ppb	93
12) Acetone	5.80	58	34893	47.44	ppb	76
13) Iodomethane	5.95	142	538889	10.13	ppb	97
14) Carbon Disulfide	6.04	76	1005073	10.45	ppb	96
17) Methylene chloride	6.37	84	274717	10.29	ppb	97
19) Methyl-t-butyl-ether	6.62	73	323257	9.81	ppb	95
20) trans-1,2-Dichloroethene	6.67	96	281219	10.44	ppb	95
23) Vinyl Acetate	7.23	43	224253	7.45	ppb #	91
24) 1,1-Dichloroethane	7.26	63	607869	10.47	ppb	97
27) 2,2-Dichloropropane	7.97	77	351417	11.10	ppb	96
28) 2-Butanone	7.98	43	208207	35.29	ppb #	94
29) cis-1,2-Dichloroethene	7.99	96	304201	10.30	ppb	92
32) Bromochloromethane	8.31	128	126956	10.16	ppb	84
33) Chloroform	8.35	83	494319	9.91	ppb	99
35) 1,1,1-Trichloroethane	8.60	97	384957	10.60	ppb	90
36) Carbon tetrachloride	8.77	117	338643	10.39	ppb	95
37) 1,1-Dichloropropene	8.79	75	362682	10.15	ppb	98
41) Benzene	9.05	78	1054454	10.01	ppb	97
42) 1,2-Dichloroethane	9.13	62	238673	9.99	ppb #	94
43) Trichloroethene	9.78	95	293676	10.01	ppb	95
44) 1,2-Dichloropropane	10.08	63	311141	10.36	ppb	90
47) Dibromomethane	10.22	93	152754	10.63	ppb	93
48) Bromodichloromethane	10.34	83	307195	10.17	ppb	94
50) cis-1,3-Dichloropropene	10.82	75	343437	10.35	ppb	91
51) 4-Methyl-2-Pentanone	10.92	43	521309	40.43	ppb	96
54) Toluene	11.14	91	953718	9.70	ppb	98
56) trans-1,3-Dichloropropene	11.38	75	235490	10.01	ppb	88
57) 1,1,2-Trichloroethane	11.58	83	148357	10.31	ppb	94
58) Tetrachloroethene	11.67	164	239597	11.27	ppb	96
59) 2-Hexanone	11.75	58	146838	39.87	ppb	98
60) 1,3-Dichloropropane	11.76	76	238911	10.53	ppb	98
61) Dibromochloromethane	11.97	129	219778	10.05	ppb	99
62) 1,2-Dibromoethane	12.12	107	170152	9.88	ppb	86

(#) = qualifier out of range (m) = manual integration

ew 9/11/08

Quantitation Report (Not Reviewed)

Data File : C:\HPCHEM\1\DATA\091008\C12196.D Vial: 17
Acq On : 10 Sep 2008 15:21 Operator: twk-sop525r12:
Sample : 0809060-1MS Inst : CSS Instr
Misc : 10mL water Multiplr: 1.00
MS Integration Params: ettics.p
Quant Time: Sep 11 1:43 2008 Quant Results File: 082208W.RES

Quant Method : C:\HPCHEM\1\METHODS\082208W.M (RTE Integrator)
Title : GC/MS Volatiles (S.O.P. 525)
Last Update : Wed Sep 10 11:01:41 2008
Response via : Initial Calibration
DataAcq Meth : 082208W

	Compound	R.T.	QIon	Response	Conc Unit	Qvalue
64)	Chlorobenzene	12.54	112	656272	10.14 ppb	97
65)	Ethylbenzene	12.57	91	1132381	10.73 ppb	100
66)	1,1,1,2-Tetrachloroethane	12.60	131	205753	9.87 ppb	89
67)	m,p-Xylene	12.68	106	784627	20.50 ppb	96
68)	o-Xylene	13.06	106	375145	9.57 ppb	94
69)	Styrene	13.07	104	506645	9.19 ppb	97
70)	Bromoform	13.30	173	100048	9.24 ppb	95
71)	Isopropylbenzene	13.34	105	943097	10.06 ppb	99
74)	1,1,2,2-Tetrachloroethane	13.64	83	170945	9.44 ppb	97
75)	trans-1,4-Dichloro-2-buten	13.69	53	35871	8.83 ppb	95
76)	n-Propylbenzene	13.70	91	1233899	9.51 ppb	98
77)	1,2,3-Trichloropropane	13.72	110	29449	9.19 ppb	88
78)	Bromobenzene	13.70	156	228764	9.46 ppb	97
79)	1,3,5-Trimethylbenzene	13.82	105	853167	10.12 ppb	98
80)	2-Chlorotoluene	13.83	126	258764	10.03 ppb	95
81)	4-Chlorotoluene	13.92	126	220347	9.21 ppb	90
82)	tert-Butylbenzene	14.11	134	121401	9.40 ppb	89
83)	1,2,4-Trimethylbenzene	14.15	105	753349	9.46 ppb	94
84)	sec-Butylbenzene	14.29	105	1078093	9.77 ppb	99
85)	p-Isopropyltoluene	14.38	119	842120	9.89 ppb	99
86)	1,3-Dichlorobenzene	14.46	146	417018	9.34 ppb	97
87)	1,4-Dichlorobenzene	14.54	146	402313	9.57 ppb	97
88)	n-Butylbenzene	14.73	91	879561	10.13 ppb	99
89)	1,2-Dichlorobenzene	14.88	146	373827	9.89 ppb	97
91)	1,2-Dibromo-3-chloropropan	15.56	157	19290	9.36 ppb	85
92)	1,2,4-Trichlorobenzene	16.32	180	246434	10.51 ppb	97
93)	Hexachlorobutadiene	16.40	225	134067	8.62 ppb	94
94)	Naphthalene	16.62	128	273895	10.27 ppb	100
95)	1,2,3-Trichlorobenzene	16.88	180	167264	9.16 ppb	96

(#) = qualifier out of range (m) = manual integration

Quantitation Report

Data File : C:\HPCHEM\1\DATA\091008\C12196.D
Acq On : 10 Sep 2008 15:21
Sample : 0809060-1MS
Misc : 10mL water
MS Integration Params: ettics.p
Quant Time: Sep 11 1:43 2008

Vial: 17
Operator: twk-sop525r12:
Inst : CSS Instr
Multiplr: 1.00
Quant Results File: 082208W.RES

Method : C:\HPCHEM\1\METHODS\082208W.M (RTE Integrator)
Title : GC/MS Volatiles (S.O.P. 525)
Last Update : Wed Sep 10 11:01:41 2008
Response via : Initial Calibration

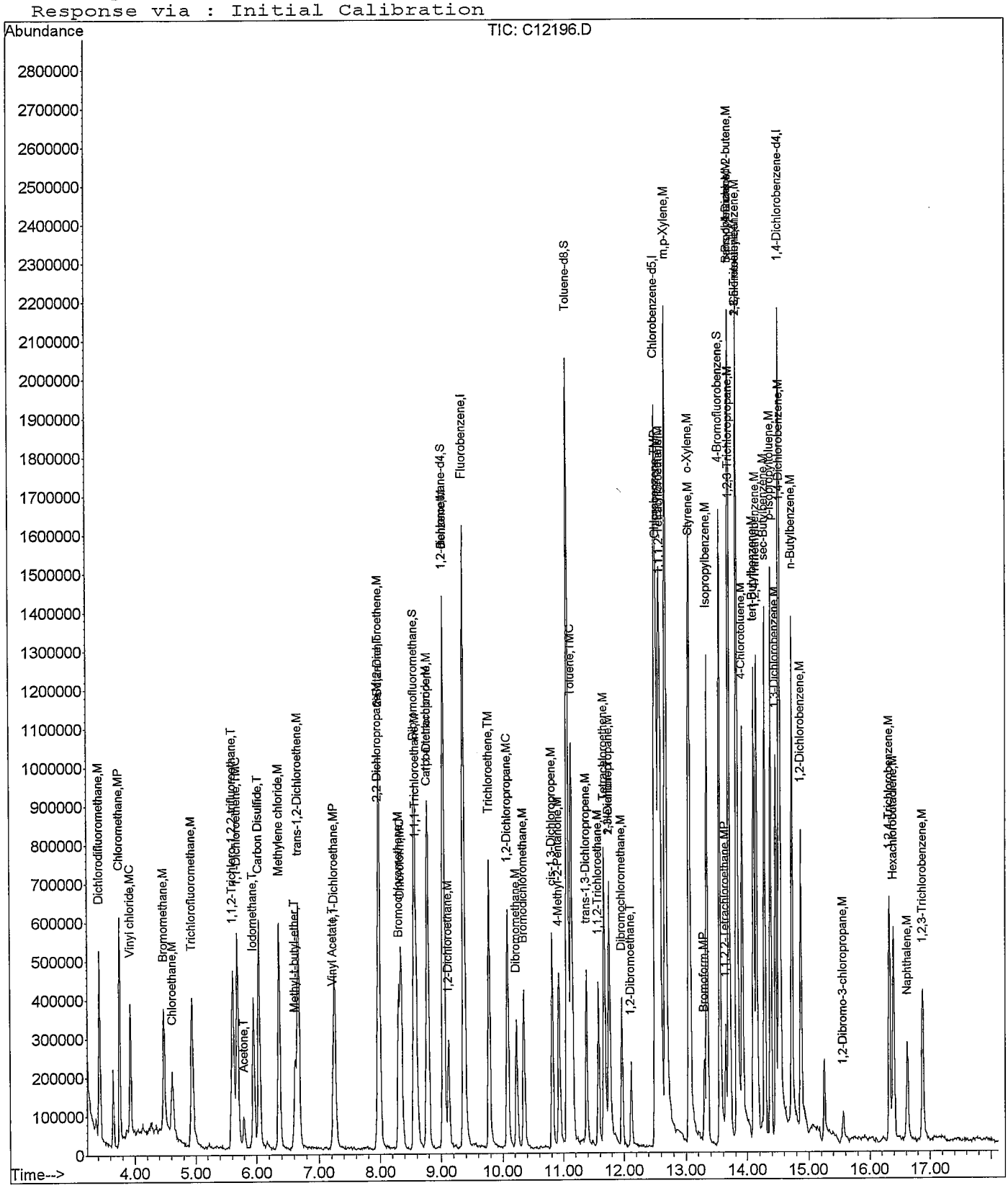

Quantitation Report (Not Reviewed)

Data File : C:\HPCHEM\1\DATA\091008\C12197.D Vial: 18
Acq On : 10 Sep 2008 15:44 Operator: twk-sop525r12:
Sample : 0809060-1MSD Inst : CSS Instr
Misc : 10mL water Multiplr: 1.00
MS Integration Params: ettics.p
Quant Time: Sep 11 1:44 2008 Quant Results File: 082208W.RES

Quant Method : C:\HPCHEM\1\METHODS\082208W.M (RTE Integrator)
Title : GC/MS Volatiles (S.O.P. 525)
Last Update : Wed Sep 10 11:01:41 2008
Response via : Initial Calibration
DataAcq Meth : 082208W

Internal Standards	R.T.	QIon	Response	Conc	Units	Dev(Min)
1) Fluorobenzene	9.37	96	1704968	25.00	ppb	0.00
52) Chlorobenzene-d5	12.51	82	719144	25.00	ppb	0.00
72) 1,4-Dichlorobenzene-d4	14.52	152	568834	25.00	ppb	0.00
System Monitoring Compounds						
34) Dibromofluoromethane	8.57	113	671279	25.40	ppb	0.00
Spiked Amount 25.000	Range 80 - 124		Recovery = 101.60%			
38) 1,2-dichloroethane-d4	9.04	65	404248	24.27	ppb	0.00
Spiked Amount 25.000	Range 62 - 139		Recovery = 97.08%			
53) Toluene-d8	11.07	98	1788185	23.19	ppb	0.00
Spiked Amount 25.000	Range 81 - 119		Recovery = 92.76%			
73) 4-Bromofluorobenzene	13.55	95	605735	24.45	ppb	0.00
Spiked Amount 25.000	Range 78 - 129		Recovery = 97.80%			

Target Compounds							Qvalue
2) Dichlorodifluoromethane	3.43	85	457682	11.09	ppb		90
3) Chloromethane	3.75	50	486636	10.84	ppb	#	82
4) Vinyl chloride	3.93	62	333431	10.91	ppb		97
5) Bromomethane	4.47	96	233822	11.79	ppb		90
6) Chloroethane	4.62	64	142253	10.61	ppb		94
7) Trichlorofluoromethane	4.94	101	427812	11.09	ppb		97
10) 1,1,2-Trichloro-1,2,2-trif	5.61	101	338972	12.64	ppb		93
11) 1,1-Dichloroethene	5.69	96	251670	10.61	ppb		95
12) Acetone	5.80	58	33693	48.49	ppb		76
13) Iodomethane	5.95	142	533114	10.60	ppb		94
14) Carbon Disulfide	6.04	76	1024824	11.28	ppb		99
16) Acetonitrile	6.36	41	31869	19.88	ppb	#	41
17) Methylene chloride	6.36	84	280993	11.14	ppb		94
19) Methyl-t-butyl-ether	6.62	73	330416	10.61	ppb		95
20) trans-1,2-Dichloroethene	6.67	96	273340	10.74	ppb		94
23) Vinyl Acetate	7.23	43	226022	8.00	ppb	#	95
24) 1,1-Dichloroethane	7.25	63	577212	10.52	ppb		97
27) 2,2-Dichloropropane	7.97	77	346777	11.59	ppb		97
28) 2-Butanone	7.98	43	228905	41.06	ppb		97
29) cis-1,2-Dichloroethene	7.98	96	298967	10.72	ppb		95
32) Bromochloromethane	8.31	128	121090	10.25	ppb		94
33) Chloroform	8.35	83	499341	10.60	ppb		93
35) 1,1,1-Trichloroethane	8.60	97	378070	11.02	ppb		95
36) Carbon tetrachloride	8.77	117	354048	11.49	ppb		96
37) 1,1-Dichloropropene	8.79	75	388998	11.52	ppb		92
41) Benzene	9.05	78	1081449	10.87	ppb		99
42) 1,2-Dichloroethane	9.13	62	246328	10.92	ppb	#	97
43) Trichloroethene	9.78	95	321024	11.59	ppb		98
44) 1,2-Dichloropropane	10.08	63	301481	10.62	ppb		91
47) Dibromomethane	10.23	93	154504	11.38	ppb		93
48) Bromodichloromethane	10.35	83	320373	11.22	ppb		94
49) 2-Chloroethyl vinyl ether	10.81	63	2251	0.25	ppb	#	46
50) cis-1,3-Dichloropropene	10.81	75	358606	11.44	ppb		96
51) 4-Methyl-2-Pentanone	10.92	43	536081	44.01	ppb	#	95
54) Toluene	11.14	91	1011105	9.48	ppb		98
56) trans-1,3-Dichloropropene	11.38	75	240265	9.42	ppb		86
57) 1,1,2-Trichloroethane	11.58	83	146895	9.41	ppb		96
58) Tetrachloroethene	11.67	164	250010	10.85	ppb		98
59) 2-Hexanone	11.75	58	157402	39.41	ppb	#	91
60) 1,3-Dichloropropane	11.76	76	234213	9.52	ppb		96

(#) = qualifier out of range (m) = manual integration mu 9/11/08

Quantitation Report (Not Reviewed)

Data File : C:\HPCHEM\1\DATA\091008\C12197.D Vial: 18
Acq On : 10 Sep 2008 15:44 Operator: twk-sop525r12:
Sample : 0809060-1MSD Inst : CSS Instr
Misc : 10mL water Multiplr: 1.00
MS Integration Params: ettics.p
Quant Time: Sep 11 1:44 2008 Quant Results File: 082208W.RES

Quant Method : C:\HPCHEM\1\METHODS\082208W.M (RTE Integrator)
Title : GC/MS Volatiles (S.O.P. 525)
Last Update : Wed Sep 10 11:01:41 2008
Response via : Initial Calibration
DataAcq Meth : 082208W

	Compound	R.T.	QIon	Response	Conc	Unit		Qvalue
61)	Dibromochloromethane	11.97	129	221227	9.33	ppb		95
62)	1,2-Dibromoethane	12.12	107	173128	9.27	ppb		92
64)	Chlorobenzene	12.54	112	679492	9.68	ppb		98
65)	Ethylbenzene	12.58	91	1128809	9.86	ppb		98
66)	1,1,1,2-Tetrachloroethane	12.60	131	216334	9.56	ppb		91
67)	m,p-Xylene	12.68	106	816888	19.68	ppb		93
68)	o-Xylene	13.05	106	414813	9.76	ppb		99
69)	Styrene	13.07	104	557156	9.31	ppb		94
70)	Bromoform	13.30	173	108334	9.22	ppb		89
71)	Isopropylbenzene	13.34	105	993788	9.78	ppb		100
74)	1,1,2,2-Tetrachloroethane	13.65	83	168505	9.04	ppb		99
75)	trans-1,4-Dichloro-2-buten	13.69	53	40315	9.64	ppb	#	77
76)	n-Propylbenzene	13.70	91	1371250	10.28	ppb		100
77)	1,2,3-Trichloropropane	13.72	110	29765	9.02	ppb		78
78)	Bromobenzene	13.70	156	253878	10.21	ppb		98
79)	1,3,5-Trimethylbenzene	13.82	105	848193	9.78	ppb		97
80)	2-Chlorotoluene	13.83	126	262561	9.89	ppb		97
81)	4-Chlorotoluene	13.93	126	236134	9.59	ppb		91
82)	tert-Butylbenzene	14.11	134	125240	9.42	ppb		81
83)	1,2,4-Trimethylbenzene	14.16	105	785062	9.58	ppb		97
84)	sec-Butylbenzene	14.29	105	1087664	9.58	ppb		99
85)	p-Isopropyltoluene	14.38	119	839493	9.58	ppb		98
86)	1,3-Dichlorobenzene	14.47	146	437253	9.52	ppb		98
87)	1,4-Dichlorobenzene	14.54	146	387726	8.96	ppb		97
88)	n-Butylbenzene	14.73	91	895006	10.02	ppb		97
89)	1,2-Dichlorobenzene	14.88	146	383367	9.85	ppb		96
91)	1,2-Dibromo-3-chloropropan	15.56	157	20444	9.64	ppb		90
92)	1,2,4-Trichlorobenzene	16.32	180	242224	10.05	ppb		97
93)	Hexachlorobutadiene	16.40	225	142765	8.92	ppb		95
94)	Naphthalene	16.62	128	287133	10.46	ppb		100
95)	1,2,3-Trichlorobenzene	16.88	180	181213	9.64	ppb		94

(#) = qualifier out of range (m) = manual integration

Quantitation Report

Data File : C:\HPCHEM\1\DATA\091008\C12197.D
Acq On : 10 Sep 2008 15:44
Sample : 0809060-1MSD
Misc : 10mL water
MS Integration Params: ettics.p
Quant Time: Sep 11 1:44 2008

Vial: 18
Operator: twk-sop525r12:
Inst : CSS Instr
Multiplr: 1.00

Quant Results File: 082208W.RES

Method : C:\HPCHEM\1\METHODS\082208W.M (RTE Integrator)
Title : GC/MS Volatiles (S.O.P. 525)
Last Update : Wed Sep 10 11:01:41 2008
Response via : Initial Calibration

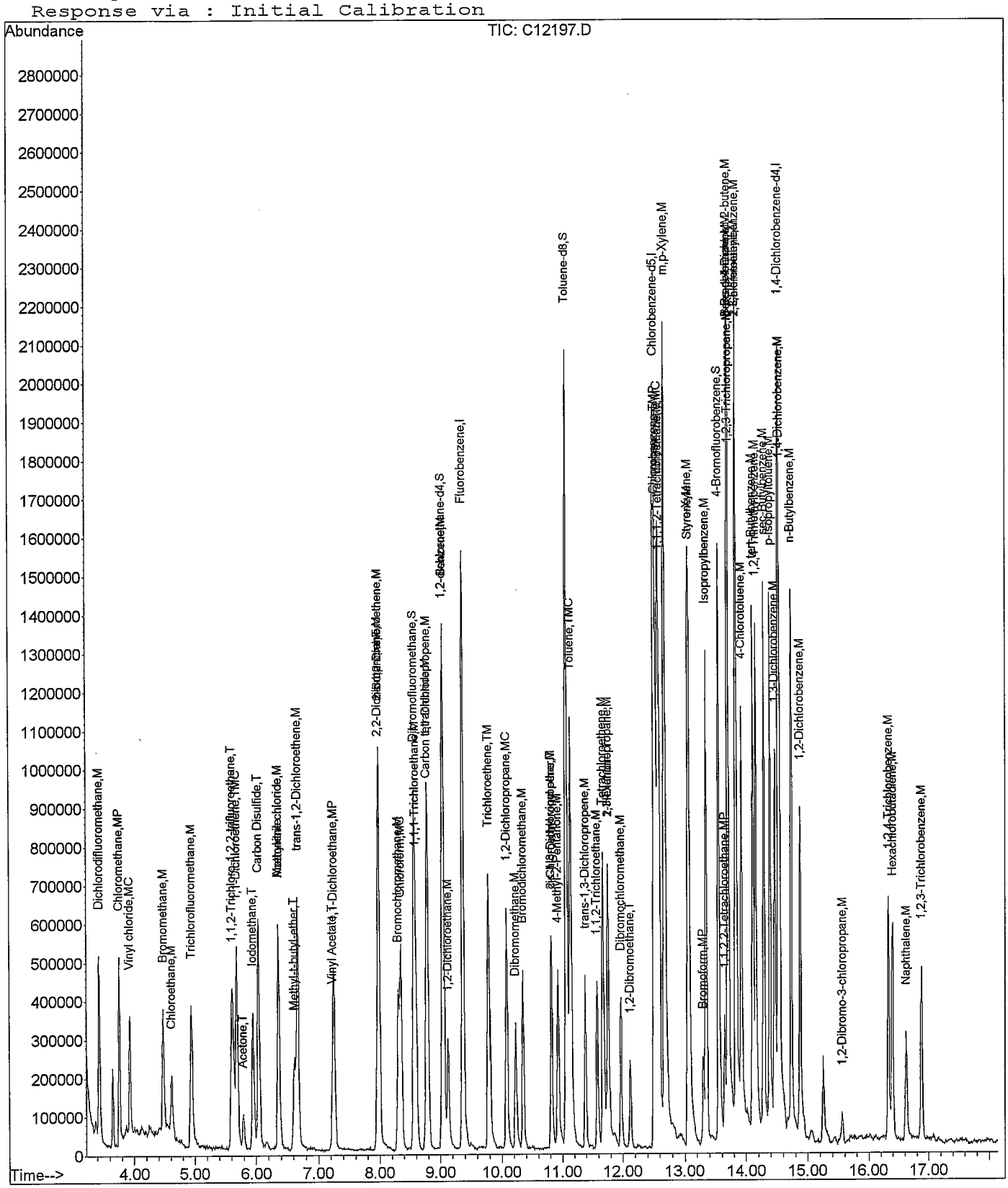

Paragon Analytics

INORGANICS CASE NARRATIVE

URS

Prather Phase 1 Investigation

Order Number - 0809060

1. This report consists of 7 water samples.
2. The samples were received cool and intact on 09/10/08.
3. The samples had been correctly preserved for the requested analyses with the exception of the samples for sulfide. The client directed Paragon to not add additional preservation to the sulfide bottles. Please note that sample 0809060-3 for sulfide was not shaken due to heavy sediments in the bottom of the bottle.
4. The samples were prepared for analysis based on Methods for the Chemical Analysis of Waters and Wastes (MCAWW), May 1994 procedures and Environmental Monitoring Systems Laboratory (EMSL) Rev 2.1 procedures.
5. The samples were analyzed following MCAWW and EMSL procedures for the following methods:

Analyte	Method	SOP #
Alkalinity	310.1	1106 Rev 6
Bicarbonate	310.1	1106 Rev 6
Carbonate	310.1	1106 Rev 6
Hydroxide	310.1	1106 Rev 6
Specific conductance	120.1	1128 Rev 9
Sulfide	376.1	1120 Rev 5
TDS	160.1	1101 Rev 10
Bromide	300.0	1113 Rev 11
Chloride	300.0	1113 Rev 11
Fluoride	300.0	1113 Rev 11
Nitrate as N	300.0	1113 Rev 11
Nitrite as N	300.0	1113 Rev 11
Sulfate	300.0	1113 Rev 11

6. All standards and solutions were used within their recommended shelf life.

7. The samples were prepared and analyzed within the established hold time for each analysis except the samples for nitrate as N and nitrite as N. The samples were received with little or no holding time remaining.

All in house quality control procedures were followed, as described below.

8. General quality control procedures.

   - A preparation (method) blank and laboratory control sample (LCS) were prepared and analyzed with the samples in each applicable preparation batch. There were not more than 20 samples in each preparation batch.
   - The method blank associated with each applicable batch was below the reporting limit for the requested analytes. This indicates that no contaminants were introduced to the samples during preparation and analysis.
   - The LCS was within the acceptance limits for each applicable analysis.
   - All initial and continuing calibration blanks (ICB/CCB) associated with each applicable analytical batch were below the reporting limit for the requested analytes.
   - All initial and continuing calibration verifications (ICV/CCV) associated with each applicable analytical batch were within the acceptance criteria for the requested analytes. This indicates a valid calibration and stable instrument conditions.

9. Matrix specific quality control procedures.

   Sample 0809060-1 was designated as the quality control sample for the specific conductance, TDS, bromide, chloride, fluoride, nitrate as N, nitrite as N, and sulfate analyses. Per method requirements, matrix QC was performed for the alkalinity, bicarbonate, carbonate, hydroxide, and sulfide analyses. Since a sample from this order number was not the selected quality control (QC) sample, matrix specific QC results are not included in this report.

   Similarity of matrix and therefore relevance of the QC results should not be automatically inferred for any sample other than the native sample selected for QC.

   - A matrix spike (MS) and matrix spike duplicate (MSD) were prepared and analyzed with the bromide, chloride, fluoride, nitrate as N, nitrite as N, and sulfate batch. All guidance criteria for precision and accuracy were met.
   - A sample duplicate was prepared and analyzed with the specific conductance and TDS batches. All guidance criteria for precision were met.

10. It was necessary to dilute samples 0809060-6 thru -8 in order to bring the chloride and/or sulfate concentrations into the analytical range of the ion chromatograph (IC).

    Reduced aliquots were taken of the samples for the alkalinity, bicarbonate, carbonate, and hydroxide analysis. Reporting limits were elevated accordingly.

11. Manual integrations are performed when needed to provide consistent and defensible data following the guidelines in Paragon Analytics Standard Operating Procedure 939 Revision 3. Whenever manual integrations are performed, before and after chromatograms of the peak that were manually integrated are included in the report along with the reason why the re-integration was necessary.

The data contained in the following report have been reviewed and approved by the personnel listed below. In addition, Paragon Analytics certifies that the analyses reported herein are true, complete and correct within the limits of the methods employed.

Megan Johnson

Megan Johnson
Inorganics Primary Data Reviewer

9/19/08
Date

Inorganics Final Data Reviewer

9/19/08
Date

Inorganic Data Reporting Qualifiers

The following qualifiers are used by the laboratory when reporting results of inorganic analyses.

- Concentration qualifier -- If the analyte was analyzed for but not detected a “U” is entered.

- QC qualifier -- Specified entries and their meanings are as follows:

  N - Spiked sample recovery not within control limits.

  * - Duplicate analysis (relative percent difference) not within control limits.

  Z - Calibration spike recovery not within control limits.

Chain of Custody

Paragon Analytics

Sample Number(s) Cross-Reference Table

Paragon OrderNum: 0809060
Client Name: URS
Client Project Name: Prather Phase 1 Investigation
Client Project Number:
Client PO Number: Prather-2008

Client Sample Number	Lab Sample Number	COC Number	Matrix	Date Collected	Time Collected
PS-MW03D	0809060-1		WATER	08-Sep-08	10:00
PS-MW03S	0809060-2		WATER	08-Sep-08	10:40
PS-MW04D	0809060-3		WATER	08-Sep-08	11:20
PS-MW04S	0809060-4		WATER	08-Sep-08	12:30
PS-MW06R	0809060-5		WATER	08-Sep-08	13:05
PS-MW05D	0809060-6		WATER	08-Sep-08	14:00
PS-MW08S	0809060-7		WATER	08-Sep-08	15:30
PS-MW08D	0809060-8		WATER	08-Sep-08	16:30

0809060

CHAIN OF CUSTODY RECORD / ANALYTICAL SERVICES AGREEMENT **

Page 1 of ____

Evergreen Analytical Laboratory Inc.

4036 Youngfield St.
Wheat Ridge, Colorado 80033
(303) 425-6021
FAX (303) 425-6854
(877) 737-4521
info@evergreenanalytical.com

CLIENT INFORMATION

Mail **Original** Report to: URS Corporation
Attn Mark Leversen
Address 8181 East Tufts Avenue
City Denver State CO Zip 80237
Tel # 303-694-2770 Fax # 303-930-6010 E-mail mark-leversen@urscorp.com

REPORT ALSO BY ☒ FAX ☒ PDF ☒ EDD

REPORT CHROMATOGRAMS ☐ NO (YES)

Mail Invoice to: Same
Attn ____
Address ____
City ____ State ____ Zip ____
Tel # ____ Fax # ____
Project ID# Prather Spring Phase I Inv.
P.O. ____ Quote ____
Sampler MEM

NOTE: *Identify Known Hazards Below*

CONFIRMATION OF SAMPLE RECEIPT REQUIRED? ☐ YES

Report Results by: ____ (Date)*
Standard 2 working weeks ☐
UST Analyses per Fee Schedule ☐
* Rush: ☒ less than 24 hrs, 150% ☐ 1 - 2 work days, 100%
☐ 3 - 5 work days, 50% ☐ 6 - 9 work days, 25%
*Subject to surcharge & exceptions noted in fee schedule.

	SAMPLE IDENTIFICATION	DATE SAMPLED	TIME	No. of Containers	MATRIX: 1) Drinking Water or 2) Discharge Water or 3) Ground Water (circle one)	Soil / Solid / Air / Gas	Oil / Sludge / Wipe	TCLP VOA/BNA/Pest/Herb/Metals (circle)	Volatile Organics 8260/624 (circle)	Semi-volatile Organics BNA, PAH, PNA 8270/625 (circle)	Chlorinated Pesticides 8081/608 (circle)	Organophosphorous Pesticides 8270	PCBs/8082/608/screen (circle)	Herbicides 8151	BTEX 8021/602/8260/MTBE (circle)	TVPH 8015mod. / 8260 (circle)	TEPH 8015mod. (Diesel)	Total Metals-DW / NPDES / SW846 (circle & list metals below)	Dissolved Metals - DW / SW846 (circle & list metals below)	Oil & Grease 1664 / 9071 (circle)	TRPH 418.1	Anions 300.0 (circle below)	Major Cations	Total Alkalinity	TDS/Conductivity	Dissolved Methane	Sulfide		For Laboratory Use Only
1	FS-MW03D	9/8/08	10:00	9	X				X								X	X				X	X	X	X	X	X		W.O. # ____
2	PS-MW03S		10:40	9	X				X								X	X				X	X	X	X	X	X		B.O.F. # ____
3	PS-MW04D		11:20	9	X				X								X	X				X	X	X	X	X	X		C/S (O) ____ / ____
4	PS-MW04S		12:30	9	X				X								X	X				X	X	X	X	X	X		C/S (I) ____ / ____
5	PS-MW06R		13:05	6	X				X																	X			Temp. °C ____ / Ice ____
6	PS-MW05D		14:00	7	X				X									X				X				X			Seals Present Y / N / NA
7	PS-MW08S		15:30	9	X				X									X				X	X	X	X	X	X		Samples Pres. Y / N / NA
8	PS-MW08D		16:30	9	X				X									X				X	X	X	X	X	X		Headspace Y / N / NA
																													By ____ / ____
	Sample Fraction																												

Instructions: Run Extended 8260 Suite Total Metals/Cations are Non Preserved - Non Filtered - See attached Sheet for Cation/Anion/Total Metals - Analysis

** **Important Note:** See reverse side for Terms and Conditions.

Anions: Bromide, Chloride, Nitrate, Nitrite, O-Phosphate, Sulfate (Circle)

Relinquished by: (Signature)	Date/Time	Received by: (Signature)	Date/Time	Relinquished by: (Signature)	Date/Time	Received by: (Signature)	Date/Time
[signature]	9/9/08 1700	Cheryl Trumble	9-10-08 1000				

CONDITION OF SAMPLE UPON RECEIPT FORM **Paragon Analytics**

Client: URS Workorder No: 0809060

Project Manager: DF Initials: CT Date: 9-10-08

1.	Does this project require any **special handling** in addition to standard Paragon procedures?		YES	(NO)
2.	Are custody **seals** on **shipping containers** intact?	NONE	(YES)	NO
3.	Are Custody seals on **sample containers** intact?	(NONE)	YES	NO
4.	Is there a **COC (Chain-of-Custody) present** or other representative documents?		(YES)	NO
5.	Are the **COC and bottle labels complete and legible**?		(YES)	NO
6.	Is the **COC in agreement** with samples received? (IDs, dates, times, no. of samples, no. of containers, matrix, requested analyses, etc.)		YES	(NO)
7.	Were **airbills / shipping documents** present and/or removable?	DROP OFF	(YES)	NO
8.	Are all aqueous **samples requiring preservation preserved correctly?** (excluding volatiles)	N/A	YES	(NO)
9.	Are all aqueous **non-preserved samples pH 4-9**?	N/A	(YES)	NO
10.	Is there **sufficient sample** for the requested analyses?		(YES)	NO
11.	Were all samples placed in the **proper containers** for the requested analyses?		(YES)	NO
12.	Are all samples within **holding times** for the requested analyses?		(YES)	NO
13.	Were all sample containers received **intact**? (not broken or leaking, etc.)		(YES)	NO
14.	Are all samples requiring **no** headspace (**VOC, GRO, RSK/MEE, Rx CN/S, radon**) headspace free? **Size of bubble**: ✓ < green pea ____ > green pea	N/A	YES	(NO)
15.	Do perchlorate LCMS-MS samples **have** headspace? (at least 1/3 of container required)	(N/A)	YES	NO
16.	Were samples checked for and free from the presence of **residual chlorine?** (Applicable when PM has indicated samples are from a chlorinated water source; note if field preservation with sodium thiosulfate was not observed.)	(N/A)	YES	NO
17.	Were the samples **shipped on ice**?		(YES)	NO
18.	Were cooler temperatures measured at 0.1-6.0°C? **IR gun used*:** #2 (#4)	RAD ONLY	(YES)	NO

Cooler #:	1								
Temperature (°C):	6.0°								
No. of custody seals on cooler:	1								
DOT Survey/ Acceptance Information — External µR/hr reading:	14								
Background µR/hr reading:	11								

Were external µR/hr readings ≤ two times background and within DOT acceptance criteria? (YES) / NO / NA (If no, see Form 008.)

Additional Information: PROVIDE DETAILS BELOW FOR A NO RESPONSE TO ANY QUESTION ABOVE, EXCEPT #1 AND #16.

PS-MW08S time on label: 1620 | Sample PS-MW04D 50% Sediment

PS-MW08D ↓ ↓ | Sample PS-MW05D 100% Sediment

All sulfide bottles are pH 7 | ~~DID NOT RECEIVE SULFIDE BOTTLE FOR PS-~~ CT 9-10-08

Paragon directed to NOT add addition preservation to sulfide bottles.

If applicable, was the client contacted? (YES) / NO / NA Contact: Sheri O'Connor Date/Time: 9/10/08 1030

Project Manager Signature / Date: Debbie Fizio 9/10/08

*IR Gun #2: Oakton, SN 29922500201-0066 *IR Gun #4: Oakton, SN 2372220101-0002

CONDITION OF SAMPLE UPON RECEIPT FORM **Paragon Analytics**

Client: URS Workorder No: 0809060

Project Manager: DF Initials: CT Date: 9-10-08

Additional Information:

- Some anim HT expired prior to receipt or with insufficient HT remaining. Paragon directed to proceed.
- URS only wants water portion analyzed.

Headspace:

Paragon Sample ID	Client Sample ID	Requested Analyses	Temperature °C	Cooler Number
0809060-2-1	PS-MW03S			
↓ -2-2	↓			
0809060-2-4				
-2-5	↓			
-3-1	PS-MW04D			
-3-4		Headspace < green pea		
-3-5	↓			
-6-1	PS-MW05D			
-6-2	↓			

If applicable, was the client contacted? (YES) NO / NA Contact: Sheri O'Connor Date/Time: 9/10/08 1030

Project Manager Signature / Date: Debbie Fazio 9/10/08

Form 201r21.xls (7/30/08)

Table 2 - Aqueous Sample Collection, Handling, and Analysis Summary

Analyte Class	Analysis	Method	Reporting Limit	Holding Time	Bottle and Preservation
Organics	Volatile Organics (including BTEX)	SW8260B	Varies by analyte	14 days	3 x 40 ml glass vial, pH < 2 with HCl, ≤6°C
	Methane	RSK-175	1.0 mg/l	7 days	3 x 40 ml glass vial. ≤6°C
Trace and Other Metals	Arsenic, dissolved	SW6020	0.002 mg/l	6 months	field-filtered into 1 L poly bottle, pH < 2 with HNO_3, ≤6°C
	Barium, dissolved ✓ 6010		0.025 mg/l		
	Boron, dissolved ✓ 6010		0.2 mg/l		
	Cadmium, dissolved		0.001 mg/l		
	Chromium, dissolved ✓ 6010		0.005 mg/l		
	Copper, dissolved ✓ 6010		0.025 mg/l		
	Lead, dissolved		0.005 mg/l		
	Selenium, dissolved		0.005 mg/l		
	Silver, dissolved		0.002 mg/l		
Major Cations	Calcium, dissolved ✓	SW6010B	0.387 mg/l		
	Iron, dissolved ✓		0.07 mg/l		
	Magnesium, dissolved ✓		0.15 mg/l		
	Manganese, dissolved ✓		0.005 mg/l		
	Potassium, dissolved ✓		0.34 mg/l		
	Sodium, dissolved ✓		0.4 mg/l		
Major Anions	Bromide	EPA 300.0	0.2 mg/l	28 days	1 L poly bottle, ≤6°C
	Chloride		0.5 mg/l		
	Sulfate		0.5 mg/l		
	Nitrite + Nitrate as N		0.061 mg/l		
	Fluoride	SM4500-F C	0.2 mg/l	28 days	
	Bicarbonate alkalinity	SM2320B	5 mg/l	14 days	
	Carbonate alkalinity		5 mg/l		
	Hydroxide alkalinity		5 mg/l		

Analyte Class	Analysis	Method	Reporting Limit	Holding Time	Bottle and Preservation
	Total alkalinity		5 mg/l		
	Total Dissolved Solids (TDS)	EPA 160.1	10 mg/l	7 days	
	Sulfide	SM4500-S C/F	0.5 mg/l	7 days	5 ml of 10N Zinc acetate, pH > 9 with NaOH ≤6°C
Other Parameters	Conductivity	SM2510B	1 mmhos/cm	48 hours	≤6°C
	Cation/Anion Charge Balance	SM1030F (calculation)	NA	NA	NA

SW = Test Methods for Evaluating Solid Waste, Physical/Chemical Methods, USEPA Office of Solid Waste (SW-846), including all updates.
SM = Standard Methods for the Examination of Water and Wastewater, 20th Edition, EPA.
EPA = Methods for the Chemical Analysis of Water and Wastewater (MCAWW), 1983, EPA
NA = Not applicable

FedEx. Express — **US Airbill**

FedEx Tracking Number: 8662 6664 0575

Recipient's Copy

RECIPIENT: PEEL HERE

fedex.com 1.800.GoFedEx 1.800.463.3339

1 From This portion can be removed for Recipient's records.

Date 9/9/08 FedEx Tracking Number 8662 6664 0575

Sender's Name Mark E. Mumby Phone 970 243-3271

Company HRL COMPLIANCE SOLUTIONS

Address 216 NORTH AVE STE 1

Dept./Floor/Suite/Room

City GRAND JUNCTION State CO ZIP 81501

2 Your Internal Billing Reference

3 To

Recipient's Name Sample Receiving Phone 800-443-1511

Company Paragon Analytics, Inc.

Recipient's Address 225 Commerce Drive

We cannot deliver to P.O. boxes or P.O. ZIP codes.

Dept./Floor/Suite/Room

Address

To request a package be held at a specific FedEx location, print FedEx address here.

City Fort Collins State CO ZIP 80524

14-1

6.00

0384077083

8662 6664 0575

4a Express Package Service — Packages up to 150 lbs.

- [x] FedEx Priority Overnight — Next business morning.† Friday shipments will be delivered on Monday unless SATURDAY Delivery is selected.
- [ ] FedEx Standard Overnight — Next business afternoon.* Saturday Delivery NOT available.
- [ ] FedEx First Overnight — Earliest next business morning delivery to select locations.* Saturday Delivery NOT available.
- [ ] FedEx 2Day — Second business day.* Thursday shipments will be delivered on Monday unless SATURDAY Delivery is selected.
- [ ] FedEx Express Saver — Third business day.* Saturday Delivery NOT available.

FedEx Envelope rate not available. Minimum charge: One-pound rate.

* To most locations.

4b Express Freight Service — Packages over 150 lbs.

- [ ] FedEx 1Day Freight* — Next business day.** Friday shipments will be delivered on Monday unless SATURDAY Delivery is selected.
- [ ] FedEx 2Day Freight — Second business day.** Thursday shipments will be delivered on Monday unless SATURDAY Delivery is selected.
- [ ] FedEx 3Day Freight — Third business day.** Saturday Delivery NOT available.

* Call for Confirmation.

** To most locations.

5 Packaging

- [ ] FedEx Envelope*
- [ ] FedEx Pak* — Includes FedEx Small Pak, FedEx Large Pak, and FedEx Sturdy Pak.
- [ ] FedEx Box
- [ ] FedEx Tube
- [x] Other

* Declared value limit $500.

6 Special Handling — Include FedEx address in Section 3.

- [ ] SATURDAY Delivery — Not available for FedEx Standard Overnight, FedEx First Overnight, FedEx Express Saver, or FedEx 3Day Freight.
- [ ] HOLD Weekday at FedEx Location — Not available for FedEx First Overnight.
- [ ] HOLD Saturday at FedEx Location — Available ONLY for FedEx Priority Overnight and FedEx 2Day to select locations.

Does this shipment contain dangerous goods? One box must be checked.

- [x] No
- [ ] Yes — As per attached Shipper's Declaration.
- [ ] Yes — Shipper's Declaration not required.
- [ ] Dry Ice — Dry Ice, 9, UN 1845 _____ x _____ kg
- [ ] Cargo Aircraft Only

Dangerous goods (including dry ice) cannot be shipped in FedEx packaging.

7 Payment Bill to: Enter FedEx Acct. No. or Credit Card No. below.

- [x] Sender — Acct. No. in Section 1 will be billed.
- [ ] Recipient
- [ ] Third Party
- [ ] Credit Card
- [ ] Cash/Check
- [ ] Obtain Recip. Acct. No.

Total Packages 1 Total Weight 54

Credit Card Auth.

†Our liability is limited to $100 unless you declare a higher value. See the current FedEx Service Guide for details.

8 Residential Delivery Signature Options If you require a signature, check Direct or Indirect.

- [ ] No Signature Required — Package may be left without obtaining a signature for delivery.
- [ ] Direct Signature — Someone at recipient's address may sign for delivery. Fee applies.
- [ ] Indirect Signature — If no one is available at recipient's address, someone at a neighboring address may sign for delivery. Fee applies.

519

Rev. Date 10/06 Part #156279 ©1994-2006 FedEx PRINTED IN U.S.A. SRF

fedex.com 1.800.GoFedEx 1.800.463.3339

12

Sample Results

BICARBONATE AS CaCO3

Method EPA310.1

Sample Results

Lab Name: Paragon Analytics
Client Name: URS
Client Project ID: Prather Phase 1 Investigation
Work Order Number: 0809060
Reporting Basis: As Received
Prep Method: NONE
Final Volume: 100 ml
Matrix: WATER
Result Units: MG/L

Client Sample ID	Lab ID	Date Collected	Date Prepared	Date Analyzed	Percent Moisture	Dilution Factor	Result	Reporting Limit	Flag	Sample Aliquot
PS-MW03D	0809060-1	09/08/2008	09/10/2008	09/10/2008	N/A	1	220	20		25 ml
PS-MW03S	0809060-2	09/08/2008	09/10/2008	09/10/2008	N/A	1	240	50		10 ml
PS-MW04D	0809060-3	09/08/2008	09/10/2008	09/10/2008	N/A	1	230	50		10 ml
PS-MW04S	0809060-4	09/08/2008	09/10/2008	09/10/2008	N/A	1	230	20		25 ml
PS-MW05D	0809060-6	09/08/2008	09/19/2008	09/19/2008	N/A	1	250	50		10 ml
PS-MW08S	0809060-7	09/08/2008	09/10/2008	09/10/2008	N/A	1	230	20		25 ml
PS-MW08D	0809060-8	09/08/2008	09/10/2008	09/10/2008	N/A	1	220	20		25 ml

Comments:

1. ND or U = Not Detected at or above the client requested detection limit.

Data Package ID: *ak0809060-1*

CARBONATE AS CaCO3

Method EPA310.1

Sample Results

Lab Name: Paragon Analytics
Client Name: URS
Client Project ID: Prather Phase 1 Investigation
Work Order Number: 0809060
Reporting Basis: As Received
Prep Method: NONE
Final Volume: 100 ml
Matrix: WATER
Result Units: MG/L

Client Sample ID	Lab ID	Date Collected	Date Prepared	Date Analyzed	Percent Moisture	Dilution Factor	Result	Reporting Limit	Flag	Sample Aliquot
PS-MW03D	0809060-1	09/08/2008	09/10/2008	09/10/2008	N/A	1	20	20	U	25 ml
PS-MW03S	0809060-2	09/08/2008	09/10/2008	09/10/2008	N/A	1	50	50	U	10 ml
PS-MW04D	0809060-3	09/08/2008	09/10/2008	09/10/2008	N/A	1	50	50	U	10 ml
PS-MW04S	0809060-4	09/08/2008	09/10/2008	09/10/2008	N/A	1	20	20	U	25 ml
PS-MW05D	0809060-6	09/08/2008	09/19/2008	09/19/2008	N/A	1	50	50	U	10 ml
PS-MW08S	0809060-7	09/08/2008	09/10/2008	09/10/2008	N/A	1	20	20	U	25 ml
PS-MW08D	0809060-8	09/08/2008	09/10/2008	09/10/2008	N/A	1	20	20	U	25 ml

Comments:

1. ND or U = Not Detected at or above the client requested detection limit.

Data Package ID: *ak0809060-1*

HYDROXIDE AS CACO3

Method EPA310.1

Sample Results

Lab Name: Paragon Analytics
Client Name: URS
Client Project ID: Prather Phase 1 Investigation
Work Order Number: 0809060
Reporting Basis: As Received
Prep Method: NONE
Final Volume: 100 ml
Matrix: WATER
Result Units: MG/L

Client Sample ID	Lab ID	Date Collected	Date Prepared	Date Analyzed	Percent Moisture	Dilution Factor	Result	Reporting Limit	Flag	Sample Aliquot
PS-MW03D	0809060-1	09/08/2008	09/10/2008	09/10/2008	N/A	1	20	20	U	25 ml
PS-MW03S	0809060-2	09/08/2008	09/10/2008	09/10/2008	N/A	1	50	50	U	10 ml
PS-MW04D	0809060-3	09/08/2008	09/10/2008	09/10/2008	N/A	1	50	50	U	10 ml
PS-MW04S	0809060-4	09/08/2008	09/10/2008	09/10/2008	N/A	1	20	20	U	25 ml
PS-MW05D	0809060-6	09/08/2008	09/19/2008	09/19/2008	N/A	1	50	50	U	10 ml
PS-MW08S	0809060-7	09/08/2008	09/10/2008	09/10/2008	N/A	1	20	20	U	25 ml
PS-MW08D	0809060-8	09/08/2008	09/10/2008	09/10/2008	N/A	1	20	20	U	25 ml

Comments:

1. ND or U = Not Detected at or above the client requested detection limit.

Data Package ID: *ak0809060-1*

TOTAL ALKALINITY AS CaCO3

Method EPA310.1

Sample Results

Lab Name: Paragon Analytics
Client Name: URS
Client Project ID: Prather Phase 1 Investigation
Work Order Number: 0809060
Reporting Basis: As Received
Prep Method: NONE
Final Volume: 100 ml
Matrix: WATER
Result Units: MG/L

Client Sample ID	Lab ID	Date Collected	Date Prepared	Date Analyzed	Percent Moisture	Dilution Factor	Result	Reporting Limit	Flag	Sample Aliquot
PS-MW03D	0809060-1	09/08/2008	09/10/2008	09/10/2008	N/A	1	220	20		25 ml
PS-MW03S	0809060-2	09/08/2008	09/10/2008	09/10/2008	N/A	1	240	50		10 ml
PS-MW04D	0809060-3	09/08/2008	09/10/2008	09/10/2008	N/A	1	230	50		10 ml
PS-MW04S	0809060-4	09/08/2008	09/10/2008	09/10/2008	N/A	1	230	20		25 ml
PS-MW05D	0809060-6	09/08/2008	09/19/2008	09/19/2008	N/A	1	250	50		10 ml
PS-MW08S	0809060-7	09/08/2008	09/10/2008	09/10/2008	N/A	1	230	20		25 ml
PS-MW08D	0809060-8	09/08/2008	09/10/2008	09/10/2008	N/A	1	220	20		25 ml

Comments:

1. ND or U = Not Detected at or above the client requested detection limit.

Data Package ID: *ak0809060-1*

SPECIFIC CONDUCTIVITY

Method EPA120.1

Sample Results

Lab Name: Paragon Analytics
Client Name: URS
Client Project ID: Prather Phase 1 Investigation
Work Order Number: 0809060
Reporting Basis: As Received
Prep Method: NONE
Final Volume: 45 ml
Matrix: WATER
Result Units: umhos/cm

Client Sample ID	Lab ID	Date Collected	Date Prepared	Date Analyzed	Percent Moisture	Dilution Factor	Result	Reporting Limit	Flag	Sample Aliquot
PS-MW03D	0809060-1	09/08/2008	09/11/2008	09/11/2008	N/A	1	526	1		45 ml
PS-MW03S	0809060-2	09/08/2008	09/11/2008	09/11/2008	N/A	1	509	1		45 ml
PS-MW04D	0809060-3	09/08/2008	09/11/2008	09/11/2008	N/A	1	551	1		45 ml
PS-MW04S	0809060-4	09/08/2008	09/11/2008	09/11/2008	N/A	1	524	1		45 ml
PS-MW05D	0809060-6	09/08/2008	09/11/2008	09/11/2008	N/A	1	763	1		45 ml
PS-MW08S	0809060-7	09/08/2008	09/11/2008	09/11/2008	N/A	1	1188	1		45 ml
PS-MW08D	0809060-8	09/08/2008	09/11/2008	09/11/2008	N/A	1	1396	1		45 ml

Comments:

1. ND or U = Not Detected at or above the client requested detection limit.

Data Package ID: *sc0809060-1*

SULFIDE

Method EPA376.1

Sample Results

Lab Name: Paragon Analytics
Client Name: URS
Client Project ID: Prather Phase 1 Investigation
Work Order Number: 0809060
Reporting Basis: As Received
Prep Method: NONE
Final Volume: 200 ml
Matrix: WATER
Result Units: MG/L

Client Sample ID	Lab ID	Date Collected	Date Prepared	Date Analyzed	Percent Moisture	Dilution Factor	Result	Reporting Limit	Flag	Sample Aliquot
PS-MW03D	0809060-1	09/08/2008	09/11/2008	09/11/2008	N/A	1	2	2	U	200 ml
PS-MW03S	0809060-2	09/08/2008	09/11/2008	09/11/2008	N/A	1	2	2	U	200 ml
PS-MW04D	0809060-3	09/08/2008	09/11/2008	09/11/2008	N/A	1	2	2	U	200 ml
PS-MW04S	0809060-4	09/08/2008	09/11/2008	09/11/2008	N/A	1	2	2	U	200 ml
PS-MW08S	0809060-7	09/08/2008	09/11/2008	09/11/2008	N/A	1	2	2	U	200 ml
PS-MW08D	0809060-8	09/08/2008	09/11/2008	09/11/2008	N/A	1	2	2	U	200 ml

Comments:

1. ND or U = Not Detected at or above the client requested detection limit.

Data Package ID: *s0809060-1*

TOTAL DISSOLVED SOLIDS

Method EPA160.1

Sample Results

Lab Name: Paragon Analytics
Client Name: URS
Client Project ID: Prather Phase 1 Investigation
Work Order Number: 0809060
Reporting Basis: As Received
Prep Method: NONE
Final Volume: 100 ml
Matrix: WATER
Result Units: MG/L

Client Sample ID	Lab ID	Date Collected	Date Prepared	Date Analyzed	Percent Moisture	Dilution Factor	Result	Reporting Limit	Flag	Sample Aliquot
PS-MW03D	0809060-1	09/08/2008	09/11/2008	09/12/2008	N/A	1	370	20		100 ml
PS-MW03S	0809060-2	09/08/2008	09/11/2008	09/12/2008	N/A	1	380	20		100 ml
PS-MW04D	0809060-3	09/08/2008	09/11/2008	09/12/2008	N/A	1	360	20		100 ml
PS-MW04S	0809060-4	09/08/2008	09/11/2008	09/12/2008	N/A	1	420	20		100 ml
PS-MW05D	0809060-6	09/08/2008	09/11/2008	09/12/2008	N/A	1	550	20		100 ml
PS-MW08S	0809060-7	09/08/2008	09/11/2008	09/12/2008	N/A	1	900	20		100 ml
PS-MW08D	0809060-8	09/08/2008	09/11/2008	09/12/2008	N/A	1	1000	20		100 ml

Comments:

1. ND or U = Not Detected at or above the client requested detection limit.

Data Package ID: *td0809060-1*

BROMIDE

Method EPA300.0

Sample Results

Lab Name: Paragon Analytics
Client Name: URS
Client Project ID: Prather Phase 1 Investigation
Work Order Number: 0809060
Reporting Basis: As Received

Final Volume: 5 ml
Matrix: WATER
Result Units: MG/L

Client Sample ID	Lab ID	Date Collected	Date Prepared	Date Analyzed	Percent Moisture	Dilution Factor	Result	Reporting Limit	MDL	Flag	Sample Aliquot
PS-MW03D	0809060-1	9/8/2008	9/10/2008	09/10/2008	N/A	1	0.11	0.2	0.078	J	5 ml
PS-MW03S	0809060-2	9/8/2008	9/10/2008	09/10/2008	N/A	1	0.1	0.2	0.078	J	5 ml
PS-MW04D	0809060-3	9/8/2008	9/10/2008	09/10/2008	N/A	1	0.13	0.2	0.078	J	5 ml
PS-MW04S	0809060-4	9/8/2008	9/10/2008	09/10/2008	N/A	1	1.8	0.2	0.078		5 ml
PS-MW05D	0809060-6	9/8/2008	9/10/2008	09/10/2008	N/A	1	0.39	0.2	0.078		5 ml
PS-MW08S	0809060-7	9/8/2008	9/10/2008	09/10/2008	N/A	1	1.1	0.2	0.078		5 ml
PS-MW08D	0809060-8	9/8/2008	9/10/2008	09/10/2008	N/A	1	1.4	0.2	0.078		5 ml

Comments:

1. ND or U = Not Detected at or above the client requested detection limit.

Data Package ID: *ic0809060-1*

CHLORIDE

Method EPA300.0

Sample Results

Lab Name: Paragon Analytics
Client Name: URS
Client Project ID: Prather Phase 1 Investigation
Work Order Number: 0809060
Reporting Basis: As Received

Final Volume: 5 ml
Matrix: WATER
Result Units: MG/L

Client Sample ID	Lab ID	Date Collected	Date Prepared	Date Analyzed	Percent Moisture	Dilution Factor	Result	Reporting Limit	MDL	Flag	Sample Aliquot
PS-MW03D	0809060-1	9/8/2008	9/10/2008	09/10/2008	N/A	1	6.2	0.2	0.05		5 ml
PS-MW03S	0809060-2	9/8/2008	9/10/2008	09/10/2008	N/A	1	8.8	0.2	0.05		5 ml
PS-MW04D	0809060-3	9/8/2008	9/10/2008	09/10/2008	N/A	1	11	0.2	0.05		5 ml
PS-MW04S	0809060-4	9/8/2008	9/10/2008	09/10/2008	N/A	1	8.4	0.2	0.05		5 ml
PS-MW05D	0809060-6	9/8/2008	9/10/2008	09/10/2008	N/A	10	53	2	0.5		5 ml
PS-MW08S	0809060-7	9/8/2008	9/10/2008	09/10/2008	N/A	20	260	4	1		5 ml
PS-MW08D	0809060-8	9/8/2008	9/10/2008	09/10/2008	N/A	20	270	4	1		5 ml

Comments:

1. ND or U = Not Detected at or above the client requested detection limit.

Data Package ID: *ic0809060-1*

FLUORIDE

Method EPA300.0

Sample Results

Lab Name: Paragon Analytics
Client Name: URS
Client Project ID: Prather Phase 1 Investigation
Work Order Number: 0809060
Reporting Basis: As Received

Final Volume: 5 ml
Matrix: WATER
Result Units: MG/L

Client Sample ID	Lab ID	Date Collected	Date Prepared	Date Analyzed	Percent Moisture	Dilution Factor	Result	Reporting Limit	MDL	Flag	Sample Aliquot
PS-MW03D	0809060-1	9/8/2008	9/10/2008	09/10/2008	N/A	1	0.16	0.1	0.033		5 ml
PS-MW03S	0809060-2	9/8/2008	9/10/2008	09/10/2008	N/A	1	0.072	0.1	0.033	J	5 ml
PS-MW04D	0809060-3	9/8/2008	9/10/2008	09/10/2008	N/A	1	0.21	0.1	0.033		5 ml
PS-MW04S	0809060-4	9/8/2008	9/10/2008	09/10/2008	N/A	1	0.099	0.1	0.033	J	5 ml
PS-MW05D	0809060-6	9/8/2008	9/10/2008	09/10/2008	N/A	1	0.3	0.1	0.033		5 ml
PS-MW08S	0809060-7	9/8/2008	9/10/2008	09/10/2008	N/A	1	0.097	0.1	0.033	J	5 ml
PS-MW08D	0809060-8	9/8/2008	9/10/2008	09/10/2008	N/A	1	0.099	0.1	0.033	J	5 ml

Comments:

1. ND or U = Not Detected at or above the client requested detection limit.

Data Package ID: *ic0809060-1*

NITRATE AS N

Method EPA300.0

Sample Results

Lab Name: Paragon Analytics
Client Name: URS
Client Project ID: Prather Phase 1 Investigation
Work Order Number: 0809060
Reporting Basis: As Received

Final Volume: 5 ml
Matrix: WATER
Result Units: MG/L

Client Sample ID	Lab ID	Date Collected	Date Prepared	Date Analyzed	Percent Moisture	Dilution Factor	Result	Reporting Limit	MDL	Flag	Sample Aliquot
PS-MW03D	0809060-1	9/8/2008	9/10/2008	09/10/2008	N/A	1	0.2	0.2	0.05	U	5 ml
PS-MW03S	0809060-2	9/8/2008	9/10/2008	09/10/2008	N/A	1	1.4	0.2	0.05		5 ml
PS-MW04D	0809060-3	9/8/2008	9/10/2008	09/10/2008	N/A	1	1.3	0.2	0.05		5 ml
PS-MW04S	0809060-4	9/8/2008	9/10/2008	09/10/2008	N/A	1	1.4	0.2	0.05		5 ml
PS-MW05D	0809060-6	9/8/2008	9/10/2008	09/10/2008	N/A	1	1.1	0.2	0.05		5 ml
PS-MW08S	0809060-7	9/8/2008	9/10/2008	09/10/2008	N/A	1	0.57	0.2	0.05		5 ml
PS-MW08D	0809060-8	9/8/2008	9/10/2008	09/10/2008	N/A	1	0.56	0.2	0.05		5 ml

Comments:

1. ND or U = Not Detected at or above the client requested detection limit.

Data Package ID: *ic0809060-1*

NITRITE AS N

Method EPA300.0

Sample Results

Lab Name: Paragon Analytics
Client Name: URS
Client Project ID: Prather Phase 1 Investigation
Work Order Number: 0809060
Reporting Basis: As Received

Final Volume: 5 ml
Matrix: WATER
Result Units: MG/L

Client Sample ID	Lab ID	Date Collected	Date Prepared	Date Analyzed	Percent Moisture	Dilution Factor	Result	Reporting Limit	MDL	Flag	Sample Aliquot
PS-MW03D	0809060-1	9/8/2008	9/10/2008	09/10/2008	N/A	1	0.16	0.1	0.033		5 ml
PS-MW03S	0809060-2	9/8/2008	9/10/2008	09/10/2008	N/A	1	0.1	0.1	0.033	U	5 ml
PS-MW04D	0809060-3	9/8/2008	9/10/2008	09/10/2008	N/A	1	0.1	0.1	0.033	U	5 ml
PS-MW04S	0809060-4	9/8/2008	9/10/2008	09/10/2008	N/A	1	0.1	0.1	0.033	U	5 ml
PS-MW05D	0809060-6	9/8/2008	9/10/2008	09/10/2008	N/A	1	0.1	0.1	0.033	U	5 ml
PS-MW08S	0809060-7	9/8/2008	9/10/2008	09/10/2008	N/A	1	0.1	0.1	0.033	U	5 ml
PS-MW08D	0809060-8	9/8/2008	9/10/2008	09/10/2008	N/A	1	0.1	0.1	0.033	U	5 ml

Comments:

1. ND or U = Not Detected at or above the client requested detection limit.

Data Package ID: *ic0809060-1*

SULFATE

Method EPA300.0

Sample Results

Lab Name: Paragon Analytics
Client Name: URS
Client Project ID: Prather Phase 1 Investigation
Work Order Number: 0809060
Reporting Basis: As Received

Final Volume: 5 ml
Matrix: WATER
Result Units: MG/L

Client Sample ID	Lab ID	Date Collected	Date Prepared	Date Analyzed	Percent Moisture	Dilution Factor	Result	Reporting Limit	MDL	Flag	Sample Aliquot
PS-MW03D	0809060-1	9/8/2008	9/10/2008	09/10/2008	N/A	1	71	1	0.33		5 ml
PS-MW03S	0809060-2	9/8/2008	9/10/2008	09/10/2008	N/A	1	47	1	0.33		5 ml
PS-MW04D	0809060-3	9/8/2008	9/10/2008	09/10/2008	N/A	1	53	1	0.33		5 ml
PS-MW04S	0809060-4	9/8/2008	9/10/2008	09/10/2008	N/A	1	45	1	0.33		5 ml
PS-MW05D	0809060-6	9/8/2008	9/10/2008	09/10/2008	N/A	1	88	1	0.33		5 ml
PS-MW08S	0809060-7	9/8/2008	9/10/2008	09/10/2008	N/A	1	58	1	0.33		5 ml
PS-MW08D	0809060-8	9/8/2008	9/10/2008	09/10/2008	N/A	20	180	20	6.7		5 ml

Comments:

1. ND or U = Not Detected at or above the client requested detection limit.

Data Package ID: *ic0809060-1*

QC and Summary Report Forms

BICARBONATE AS CaCO3

Method EPA310.1

Method Blank

Lab Name: **Paragon Analytics**
Work Order Number: 0809060
Client Name: URS
ClientProject ID: Prather Phase 1 Investigation

Lab ID: AK080910-1MB

Sample Matrix: WATER
% Moisture: N/A

Prep Batch: AK080910-1
QCBatchID: AK080910-1-1
Run ID: ak080910-1a
Cleanup: NONE
Basis: N/A

Sample Aliquot: 100 ml
Final Volume: 100 ml
Result Units: MG/L

Lab ID	Date Prepared	Date Analyzed	Percent Moisture	Dilution Factor	Result	Reporting Limit	Flag
AK080910-1MB	9/10/2008	09/10/2008	N/A	1	5	5	U

Comments:

1. ND or U = Not Detected at or above the client requested detection limit.

Data Package ID: *ak0809060-1*

CARBONATE AS CaCO3

Method EPA310.1

Method Blank

Lab Name: **Paragon Analytics**
Work Order Number: 0809060
Client Name: URS
ClientProject ID: Prather Phase 1 Investigation

Lab ID: AK080910-1MB

Sample Matrix: WATER
% Moisture: N/A

Prep Batch: AK080910-1
QCBatchID: AK080910-1-1
Run ID: ak080910-1a
Cleanup: NONE
Basis: N/A

Sample Aliquot: 100 ml
Final Volume: 100 ml
Result Units: MG/L

Lab ID	Date Prepared	Date Analyzed	Percent Moisture	Dilution Factor	Result	Reporting Limit	Flag
AK080910-1MB	9/10/2008	09/10/2008	N/A	1	5	5	U

Comments:

1. ND or U = Not Detected at or above the client requested detection limit.

Data Package ID: *ak0809060-1*

HYDROXIDE AS CACO3

Method EPA310.1

Method Blank

Lab Name: **Paragon Analytics**
Work Order Number: 0809060
Client Name: URS
ClientProject ID: Prather Phase 1 Investigation

Lab ID: AK080910-1MB

Sample Matrix: WATER
% Moisture: N/A

Prep Batch: AK080910-1
QCBatchID: AK080910-1-2
Run ID: ak080910-1a
Cleanup: NONE
Basis: N/A

Sample Aliquot: 100 ml
Final Volume: 100 ml
Result Units: MG/L

Lab ID	Date Prepared	Date Analyzed	Percent Moisture	Dilution Factor	Result	Reporting Limit	Flag
AK080910-1MB	9/10/2008	09/10/2008	N/A	1	5	5	U

Comments:

1. ND or U = Not Detected at or above the client requested detection limit.

Data Package ID: *ak0809060-1*

TOTAL ALKALINITY AS CaCO3

Method EPA310.1

Method Blank

Lab Name: **Paragon Analytics**
Work Order Number: 0809060
Client Name: URS
ClientProject ID: Prather Phase 1 Investigation

Lab ID: AK080910-1MB

Sample Matrix: WATER
% Moisture: N/A

Prep Batch: AK080910-1
QCBatchID: AK080910-1-1
Run ID: ak080910-1a
Cleanup: NONE
Basis: N/A

Sample Aliquot: 100 ml
Final Volume: 100 ml
Result Units: MG/L

Lab ID	Date Prepared	Date Analyzed	Percent Moisture	Dilution Factor	Result	Reporting Limit	Flag
AK080910-1MB	9/10/2008	09/10/2008	N/A	1	5	5	U

Comments:

1. ND or U = Not Detected at or above the client requested detection limit.

Data Package ID: *ak0809060-1*

BICARBONATE AS CaCO3

Method EPA310.1

Method Blank

Lab Name: **Paragon Analytics**
Work Order Number: 0809060
Client Name: URS
ClientProject ID: Prather Phase 1 Investigation

Lab ID: AK080919-1MB

Sample Matrix: WATER
% Moisture: N/A

Prep Batch: AK080919-1
QCBatchID: AK080919-1-1
Run ID: ak080919-1a
Cleanup: NONE
Basis: N/A

Sample Aliquot: 100 ml
Final Volume: 100 ml
Result Units: MG/L

Lab ID	Date Prepared	Date Analyzed	Percent Moisture	Dilution Factor	Result	Reporting Limit	Flag
AK080919-1MB	9/19/2008	09/19/2008	N/A	1	5	5	U

Comments:

1. ND or U = Not Detected at or above the client requested detection limit.

Data Package ID: *ak0809060-1*

CARBONATE AS CaCO3

Method EPA310.1

Method Blank

Lab Name: **Paragon Analytics**
Work Order Number: 0809060
Client Name: URS
ClientProject ID: Prather Phase 1 Investigation

Lab ID: AK080919-1MB

Sample Matrix: WATER
% Moisture: N/A

Prep Batch: AK080919-1
QCBatchID: AK080919-1-1
Run ID: ak080919-1a
Cleanup: NONE
Basis: N/A

Sample Aliquot: 100 ml
Final Volume: 100 ml
Result Units: MG/L

Lab ID	Date Prepared	Date Analyzed	Percent Moisture	Dilution Factor	Result	Reporting Limit	Flag
AK080919-1MB	9/19/2008	09/19/2008	N/A	1	5	5	U

Comments:

1. ND or U = Not Detected at or above the client requested detection limit.

Data Package ID: *ak0809060-1*

HYDROXIDE AS CACO3

Method EPA310.1

Method Blank

Lab Name: **Paragon Analytics**
Work Order Number: 0809060
Client Name: URS
ClientProject ID: Prather Phase 1 Investigation

Lab ID: AK080919-1MB

Sample Matrix: WATER
% Moisture: N/A

Prep Batch: AK080919-1
QCBatchID: AK080919-1-3
Run ID: ak080919-1a
Cleanup: NONE
Basis: N/A

Sample Aliquot: 100 ml
Final Volume: 100 ml
Result Units: MG/L

Lab ID	Date Prepared	Date Analyzed	Percent Moisture	Dilution Factor	Result	Reporting Limit	Flag
AK080919-1MB	9/19/2008	09/19/2008	N/A	1	5	5	U

Comments:

1. ND or U = Not Detected at or above the client requested detection limit.

Data Package ID: *ak0809060-1*

TOTAL ALKALINITY AS CaCO3

Method EPA310.1

Method Blank

Lab Name: **Paragon Analytics**
Work Order Number: 0809060
Client Name: URS
ClientProject ID: Prather Phase 1 Investigation

Lab ID: AK080919-1MB

Sample Matrix: WATER
% Moisture: N/A

Prep Batch: AK080919-1
QCBatchID: AK080919-1-1
Run ID: ak080919-1a
Cleanup: NONE
Basis: N/A

Sample Aliquot: 100 ml
Final Volume: 100 ml
Result Units: MG/L

Lab ID	Date Prepared	Date Analyzed	Percent Moisture	Dilution Factor	Result	Reporting Limit	Flag
AK080919-1MB	9/19/2008	09/19/2008	N/A	1	5	5	U

Comments:

1. ND or U = Not Detected at or above the client requested detection limit.

Data Package ID: *ak0809060-1*

TOTAL ALKALINITY AS CaCO3

Method EPA310.1

Laboratory Control Sample

Lab Name: **Paragon Analytics**
Work Order Number: 0809060
Client Name: URS
ClientProject ID: Prather Phase 1 Investigation

Lab ID: AK080910-1LCS

Sample Matrix: WATER
% Moisture: N/A
Date Collected: N/A
Date Extracted: 09/10/2008
Date Analyzed: 09/10/2008

Prep Batch: AK080910-1
QCBatchID: AK080910-1-1
Run ID: ak080910-1a
Cleanup: NONE
Basis: N/A

Sample Aliquot: 100 ml
Final Volume: 100 ml
Result Units: MG/L

CASNO	Target Analyte	Spike Added	LCS Result	Reporting Limit	Result Qualifier	LCS % Rec.	Control Limits
11-43-8	TOTAL ALKALINITY AS CaCO3	100	98.7	5		99	85 - 115

Data Package ID: *ak0809060-1*

TOTAL ALKALINITY AS CaCO3

Method EPA310.1

Laboratory Control Sample

Lab Name: **Paragon Analytics**
Work Order Number: 0809060
Client Name: URS
ClientProject ID: Prather Phase 1 Investigation

Lab ID: AK080919-1LCS

Sample Matrix: WATER
% Moisture: N/A
Date Collected: N/A
Date Extracted: 09/19/2008
Date Analyzed: 09/19/2008

Prep Batch: AK080919-1
QCBatchID: AK080919-1-1
Run ID: ak080919-1a
Cleanup: NONE
Basis: N/A

Sample Aliquot: 100 ml
Final Volume: 100 ml
Result Units: MG/L

CASNO	Target Analyte	Spike Added	LCS Result	Reporting Limit	Result Qualifier	LCS % Rec.	Control Limits
11-43-8	TOTAL ALKALINITY AS CaCO3	100	99.4	5		99	85 - 115

Data Package ID: *ak0809060-1*

TOTAL ALKALINITY AS CaCO3

Method EPA310.1

Calibration Verifications

Lab Name: **Paragon Analytics**
Work Order Number: 0809060
Client Name: URS
ClientProject ID: Prather Phase 1 Investigation

Run ID: AK080910-1A
Result Units: MG/L

Lab ID	Verification Type	Date Analyzed	Time Analyzed	Spike Added	Result	Reporting Limit	Result Qualifier	% Rec.	Control Limits
ICV	Initial Calibration	9/10/2008		100	101	5	N/A	101	85 - 115

Data Package ID: *ak0809060-1*

TOTAL ALKALINITY AS CaCO3

Method EPA310.1

Calibration Verifications

Lab Name: **Paragon Analytics**
Work Order Number: 0809060
Client Name: URS
ClientProject ID: Prather Phase 1 Investigation

Run ID: AK080919-1A
Result Units: MG/L

Lab ID	Verification Type	Date Analyzed	Time Analyzed	Spike Added	Result	Reporting Limit	Result Qualifier	% Rec.	Control Limits
ICV	Initial Calibration	9/19/2008		100	101	5	N/A	100	85 - 115

Data Package ID: *ak0809060-1*

BICARBONATE AS CaCO3

Method EPA310.1

Calibration Blanks

Lab Name: **Paragon Analytics**
Work Order Number: 0809060
Client Name: URS
ClientProject ID: Prather Phase 1 Investigation

Run ID: AK080910-1A
Result Units: MG/L

Lab ID	Verification Type	Date Analyzed	Time Analyzed	Result	Reporting Limit	Flag
ICB	Initial Calibration	9/10/2008		5	5	U

Data Package ID: *ak0809060-1*

CARBONATE AS CaCO3

Method EPA310.1

Calibration Blanks

Lab Name: **Paragon Analytics**
Work Order Number: 0809060
Client Name: URS
ClientProject ID: Prather Phase 1 Investigation

Run ID: AK080910-1A
Result Units: MG/L

Lab ID	Verification Type	Date Analyzed	Time Analyzed	Result	Reporting Limit	Flag
ICB	Initial Calibration	9/10/2008		5	5	U

Data Package ID: *ak0809060-1*

HYDROXIDE AS CaCO3

Method EPA310.1

Calibration Blanks

Lab Name: **Paragon Analytics**
Work Order Number: 0809060
Client Name: URS
ClientProject ID: Prather Phase 1 Investigation

Run ID: AK080910-1A
Result Units: MG/L

Lab ID	Verification Type	Date Analyzed	Time Analyzed	Result	Reporting Limit	Flag
ICB	Initial Calibration	9/10/2008		5	5	U

Data Package ID: *ak0809060-1*

TOTAL ALKALINITY AS CaCO3

Method EPA310.1

Calibration Blanks

Lab Name: **Paragon Analytics**
Work Order Number: 0809060
Client Name: URS
ClientProject ID: Prather Phase 1 Investigation

Run ID: AK080910-1A
Result Units: MG/L

Lab ID	Verification Type	Date Analyzed	Time Analyzed	Result	Reporting Limit	Flag
ICB	Initial Calibration	9/10/2008		5	5	U

Data Package ID: *ak0809060-1*

BICARBONATE AS CaCO3

Method EPA310.1

Calibration Blanks

Lab Name: **Paragon Analytics**
Work Order Number: 0809060
Client Name: URS
ClientProject ID: Prather Phase 1 Investigation

Run ID: AK080919-1A
Result Units: MG/L

Lab ID	Verification Type	Date Analyzed	Time Analyzed	Result	Reporting Limit	Flag
ICB	Initial Calibration	9/19/2008		5	5	U

Data Package ID: *ak0809060-1*

CARBONATE AS CaCO3

Method EPA310.1

Calibration Blanks

Lab Name: **Paragon Analytics**
Work Order Number: 0809060
Client Name: URS
ClientProject ID: Prather Phase 1 Investigation

Run ID: AK080919-1A
Result Units: MG/L

Lab ID	Verification Type	Date Analyzed	Time Analyzed	Result	Reporting Limit	Flag
ICB	Initial Calibration	9/19/2008		5	5	U

Data Package ID: *ak0809060-1*

HYDROXIDE AS CaCO3

Method EPA310.1

Calibration Blanks

Lab Name: **Paragon Analytics**
Work Order Number: 0809060
Client Name: URS
ClientProject ID: Prather Phase 1 Investigation

Run ID: AK080919-1A
Result Units: MG/L

Lab ID	Verification Type	Date Analyzed	Time Analyzed	Result	Reporting Limit	Flag
ICB	Initial Calibration	9/19/2008		5	5	U

Data Package ID: *ak0809060-1*

TOTAL ALKALINITY AS CaCO3

Method EPA310.1

Calibration Blanks

Lab Name: **Paragon Analytics**
Work Order Number: 0809060
Client Name: URS
ClientProject ID: Prather Phase 1 Investigation

Run ID: AK080919-1A
Result Units: MG/L

Lab ID	Verification Type	Date Analyzed	Time Analyzed	Result	Reporting Limit	Flag
ICB	Initial Calibration	9/19/2008		5	5	U

Data Package ID: *ak0809060-1*

Prep Batch ID: AK080910-1

Start Date: 09/10/08
Start Time: 11:00
Prep Analyst: Jason McNall

End Date: 09/10/08
End Time: 12:45

Concentration Method: NONE
Extract Method: NONE
Initial Volume Units: ml
Final Volume Units: ml

Batch Created By: JBM
Date Created: 09/10/08
Time Created: 10:55
Validated By: JBM
Date Validated: 09/10/08
Time Validated: 12:59

Comments:

QC Batch ID: AK080910-1-1

Lab ID	QC Type	Field ID	Matrix	Date Collected	Initial Wt/Vol	Final Wt/Vol	Cleanup Method	Cleanup DF	Order Number
AK080910-1	MB	XXXXXX	WATER	XXXXXX	100	100	NONE	1	0808244
AK080910-1	LCS	XXXXXX	WATER	XXXXXX	100	100	NONE	1	0808244
0808244-1	DUP	XXXXXX	WATER	XXXXXX	5	100	NONE	1	0808244
0808244-1	SMP	XXXXXX	WATER	XXXXXX	5	100	NONE	1	0808244
0809004-1	SMP	XXXXXX	WATER	XXXXXX	25	100	NONE	1	0809004
0809009-1	SMP	XXXXXX	WATER	XXXXXX	2	100	NONE	1	0809009
0809009-2	SMP	XXXXXX	WATER	XXXXXX	5	100	NONE	1	0809009
0809009-3	SMP	XXXXXX	WATER	XXXXXX	5	100	NONE	1	0809009
0809026-1	SMP	XXXXXX	WATER	XXXXXX	25	100	NONE	1	0809026
0809026-2	SMP	XXXXXX	WATER	XXXXXX	25	100	NONE	1	0809026
0809060-1	SMP	PS-MW03D	WATER	9/8/2008	25	100	NONE	1	0809060
0809060-2	SMP	PS-MW03S	WATER	9/8/2008	10	100	NONE	1	0809060
0809060-3	SMP	PS-MW04D	WATER	9/8/2008	10	100	NONE	1	0809060
0809060-4	SMP	PS-MW04S	WATER	9/8/2008	25	100	NONE	1	0809060
0809060-6	SMP	PS-MW05D	WATER	9/8/2008	1	100	NONE	1	0809060
0809060-7	SMP	PS-MW08S	WATER	9/8/2008	25	100	NONE	1	0809060
0809060-8	SMP	PS-MW08D	WATER	9/8/2008	25	100	NONE	1	0809060

QC Types

CAR	Carrier reference sample		DUP	Laboratory Duplicate
LCS	Laboratory Control Sample		LCSD	Laboratory Control Sample Duplicat
MB	Method Blank		MS	Laboratory Matrix Spike
MSD	Laboratory Matrix Spike Duplicate		REP	Sample replicate
SMP	Field Sample		SYS	Sample Yield Spike

Prep Batch ID: AK080910-1

Start Date: 09/10/08
Start Time: 11:00
Prep Analyst: Jason McNall

End Date: 09/10/08
End Time: 12:45

Concentration Method: NONE
Extract Method: NONE
Initial Volume Units: ml
Final Volume Units: ml

Batch Created By: JBM
Date Created: 09/10/08
Time Created: 10:55
Validated By: JBM
Date Validated: 09/10/08
Time Validated: 12:59

Comments:

QC Batch ID: AK080910-1-2

Lab ID	QC Type	Field ID	Matrix	Date Collected	Initial Wt/Vol	Final Wt/Vol	Cleanup Method	Cleanup DF	Order Number
AK080910-1	MB	XXXXXX	WATER	XXXXXX	100	100	NONE	1	0808244
AK080910-1	LCS	XXXXXX	WATER	XXXXXX	100	100	NONE	1	0808244
0808244-1	DUP	XXXXXX	WATER	XXXXXX	5	100	NONE	1	0808244
0808244-1	SMP	XXXXXX	WATER	XXXXXX	5	100	NONE	1	0808244
0809060-1	SMP	PS-MW03D	WATER	9/8/2008	25	100	NONE	1	0809060
0809060-2	SMP	PS-MW03S	WATER	9/8/2008	10	100	NONE	1	0809060
0809060-3	SMP	PS-MW04D	WATER	9/8/2008	10	100	NONE	1	0809060
0809060-4	SMP	PS-MW04S	WATER	9/8/2008	25	100	NONE	1	0809060
0809060-6	SMP	PS-MW05D	WATER	9/8/2008	1	100	NONE	1	0809060
0809060-7	SMP	PS-MW08S	WATER	9/8/2008	25	100	NONE	1	0809060
0809060-8	SMP	PS-MW08D	WATER	9/8/2008	25	100	NONE	1	0809060

QC Types

CAR	Carrier reference sample	DUP	Laboratory Duplicate
LCS	Laboratory Control Sample	LCSD	Laboratory Control Sample Duplicat
MB	Method Blank	MS	Laboratory Matrix Spike
MSD	Laboratory Matrix Spike Duplicate	REP	Sample replicate
SMP	Field Sample	SYS	Sample Yield Spike

Prep Batch ID: AK080919-1

Start Date: 09/19/08
Start Time: 10:45
Prep Analyst: Jason McNall

End Date: 09/19/08
End Time: 11:45

Concentration Method: NONE
Extract Method: NONE
Initial Volume Units: ml
Final Volume Units: ml

Batch Created By: JBM
Date Created: 09/19/08
Time Created: 11:37
Validated By: JBM
Date Validated: 09/19/08
Time Validated: 12:01

Comments:

QC Batch ID: AK080919-1-1

Lab ID	QC Type	Field ID	Matrix	Date Collected	Initial Wt/Vol	Final Wt/Vol	Cleanup Method	Cleanup DF	Order Number
AK080919-1	MB	XXXXXX	WATER	XXXXXX	100	100	NONE	1	0809077
AK080919-1	LCS	XXXXXX	WATER	XXXXXX	100	100	NONE	1	0809077
0809077-3	DUP	XXXXXX	WATER	XXXXXX	1	100	NONE	1	0809077
0809060-6	SMP	PS-MW05D	WATER	9/8/2008	10	100	NONE	1	0809060
0809077-3	SMP	XXXXXX	WATER	XXXXXX	1	100	NONE	1	0809077
0809114-1	SMP	XXXXXX	WATER	XXXXXX	10	100	NONE	1	0809114

QC Types

CAR	Carrier reference sample	DUP	Laboratory Duplicate
LCS	Laboratory Control Sample	LCSD	Laboratory Control Sample Duplicat
MB	Method Blank	MS	Laboratory Matrix Spike
MSD	Laboratory Matrix Spike Duplicate	REP	Sample replicate
SMP	Field Sample	SYS	Sample Yield Spike

Prep Batch ID: AK080919-1

Start Date: 09/19/08
Start Time: 10:45
Prep Analyst: Jason McNall

End Date: 09/19/08
End Time: 11:45

Concentration Method: NONE
Extract Method: NONE
Initial Volume Units: ml
Final Volume Units: ml

Batch Created By: JBM
Date Created: 09/19/08
Time Created: 11:37
Validated By: JBM
Date Validated: 09/19/08
Time Validated: 12:01

Comments:

QC Batch ID: AK080919-1-3

Lab ID	QC Type	Field ID	Matrix	Date Collected	Initial Wt/Vol	Final Wt/Vol	Cleanup Method	Cleanup DF	Order Number
AK080919-1	MB	XXXXXX	WATER	XXXXXX	100	100	NONE	1	0809077
AK080919-1	LCS	XXXXXX	WATER	XXXXXX	100	100	NONE	1	0809077
0809077-3	DUP	XXXXXX	WATER	XXXXXX	1	100	NONE	1	0809077
0809060-6	SMP	PS-MW05D	WATER	9/8/2008	10	100	NONE	1	0809060
0809077-3	SMP	XXXXXX	WATER	XXXXXX	1	100	NONE	1	0809077

QC Types

CAR	Carrier reference sample	DUP	Laboratory Duplicate
LCS	Laboratory Control Sample	LCSD	Laboratory Control Sample Duplicat
MB	Method Blank	MS	Laboratory Matrix Spike
MSD	Laboratory Matrix Spike Duplicate	REP	Sample replicate
SMP	Field Sample	SYS	Sample Yield Spike

Specific Conductance in Water

Method EPA120.1

Duplicate Sample Results

Lab Name: **Paragon Analytics**
Work Order Number: 0809060
Client Name: URS
ClientProject ID: Prather Phase 1 Investigation

Field ID: PS-MW03D
Lab ID: 0809060-1D

Sample Matrix: WATER
% Moisture: N/A
Date Collected: 09/08/2008
Date Extracted: 09/11/2008
Date Analyzed: 09/11/2008

Prep Batch: SC080911-1
QCBatchID: SC080911-1-1
Run ID: sc080911-1a
Cleanup: NONE
Basis: As Received
File Name:

Sample Aliquot: 45 ml
Final Volume: 45 ml
Result Units: umhos/cm
Clean DF: 1

CASNO	Target Analyte	Sample Result	Samp Qual	Duplicate Result	Dup Qual	Reporting Limit	Dilution Factor	RPD	RPD Limit
10-34-4	SPECIFIC CONDUCTIVITY	526		537		1	1	2	10

Data Package ID: *sc0809060-1*

SPECIFIC CONDUCTIVITY

Method EPA120.1

Calibration Verifications

Lab Name: **Paragon Analytics**
Work Order Number: 0809060
Client Name: URS
ClientProject ID: Prather Phase 1 Investigation

Run ID: sc080911-1a
Result Units: umhos/c

Lab ID	Verification Type	Date Analyzed	Time Analyzed	Spike Added	Result	Reporting Limit	Result Qualifier	% Rec.	Control Limits
ICV	Initial Calibration	9/11/2008		718	733	1	N/A	102	646.2 - 789.7
CCV1	Continuing Calibration	9/11/2008		1410	1450	1	N/A	103	1271.7 - 1554.3

Data Package ID: *sc0809060-1*

Prep Batch ID: SC080911-1

Start Date: 09/11/08
Start Time: 12:30
Prep Analyst: Jason McNall

End Date: 09/11/08
End Time: 15:30

Concentration Method: NONE
Extract Method: NONE
Initial Volume Units: ml
Final Volume Units: ml

Batch Created By: JBM
Date Created: 09/11/08
Time Created: 9:50
Validated By: JBM
Date Validated: 09/11/08
Time Validated: 15:59

Comments:

QC Batch ID: SC080911-1-1

Lab ID	QC Type	Field ID	Matrix	Date Collected	Initial Wt/Vol	Final Wt/Vol	Cleanup Method	Cleanup DF	Order Number
0809060-1	DUP	PS-MW03D	WATER	9/8/2008	45	45	NONE	1	0809060
0809076-11	DUP	XXXXXX	WATER	XXXXXX	45	45	NONE	1	0809076
0809060-1	SMP	PS-MW03D	WATER	9/8/2008	45	45	NONE	1	0809060
0809060-2	SMP	PS-MW03S	WATER	9/8/2008	45	45	NONE	1	0809060
0809060-3	SMP	PS-MW04D	WATER	9/8/2008	45	45	NONE	1	0809060
0809060-4	SMP	PS-MW04S	WATER	9/8/2008	45	45	NONE	1	0809060
0809060-6	SMP	PS-MW05D	WATER	9/8/2008	45	45	NONE	1	0809060
0809060-7	SMP	PS-MW08S	WATER	9/8/2008	45	45	NONE	1	0809060
0809060-8	SMP	PS-MW08D	WATER	9/8/2008	45	45	NONE	1	0809060
0809076-1	SMP	XXXXXX	WATER	XXXXXX	45	45	NONE	1	0809076
0809076-10	SMP	XXXXXX	WATER	XXXXXX	45	45	NONE	1	0809076
0809076-11	SMP	XXXXXX	WATER	XXXXXX	45	45	NONE	1	0809076
0809076-2	SMP	XXXXXX	WATER	XXXXXX	45	45	NONE	1	0809076
0809076-3	SMP	XXXXXX	WATER	XXXXXX	45	45	NONE	1	0809076
0809076-4	SMP	XXXXXX	WATER	XXXXXX	45	45	NONE	1	0809076
0809076-5	SMP	XXXXXX	WATER	XXXXXX	45	45	NONE	1	0809076
0809076-6	SMP	XXXXXX	WATER	XXXXXX	45	45	NONE	1	0809076
0809076-7	SMP	XXXXXX	WATER	XXXXXX	45	45	NONE	1	0809076
0809076-8	SMP	XXXXXX	WATER	XXXXXX	45	45	NONE	1	0809076
0809076-9	SMP	XXXXXX	WATER	XXXXXX	45	45	NONE	1	0809076

QC Types

CAR	Carrier reference sample	DUP	Laboratory Duplicate
LCS	Laboratory Control Sample	LCSD	Laboratory Control Sample Duplicat
MB	Method Blank	MS	Laboratory Matrix Spike
MSD	Laboratory Matrix Spike Duplicate	REP	Sample replicate
SMP	Field Sample	SYS	Sample Yield Spike

Sulfide

Method EPA376.1

Method Blank

Lab Name: **Paragon Analytics**
Work Order Number: 0809060
Client Name: URS
ClientProject ID: Prather Phase 1 Investigation

Lab ID: S080911-1MB

Sample Matrix: WATER
% Moisture: N/A
Date Collected: N/A
Date Extracted: 11-Sep-08
Date Analyzed: 11-Sep-08
Prep Method: NONE

Prep Batch: S080911-1
QCBatchID: S080911-1-1
Run ID: s080911-1a
Cleanup: NONE
Basis: N/A
File Name:

Sample Aliquot: 200 ml
Final Volume: 200 ml
Result Units: MG/L
Clean DF: 1

CASNO	Target Analyte	DF	Result	Reporting Limit	Result Qualifier	EPA Qualifier
18496-25-8	SULFIDE	1	2	2	U	

Data Package ID: *s0809060-1*

Sulfide

Method EPA376.1

Laboratory Control Sample

Lab Name: **Paragon Analytics**
Work Order Number: 0809060
Client Name: URS
ClientProject ID: Prather Phase 1 Investigation

Lab ID: S080911-1LCS

Sample Matrix: WATER
% Moisture: N/A
Date Collected: N/A
Date Extracted: 09/11/2008
Date Analyzed: 09/11/2008
Prep Method: NONE

Prep Batch: S080911-1
QCBatchID: S080911-1-1
Run ID: s080911-1a
Cleanup: NONE
Basis: N/A
File Name:

Sample Aliquot: 200 ml
Final Volume: 200 ml
Result Units: MG/L
Clean DF: 1

CASNO	Target Analyte	Spike Added	LCS Result	Reporting Limit	Result Qualifier	LCS % Rec.	Control Limits
18496-25-8	SULFIDE	13.4	13.8	2		103	80 - 120%

Data Package ID: *s0809060-1*

Sulfide

Method EPA376.1
Calibration Verifications

Lab Name: **Paragon Analytics**
Work Order Number: 0809060
Client Name: URS
ClientProject ID: Prather Phase 1 Investigation

Lab ID: ICV
QC Type: Initial Calibration

File Name:

Run ID: s080911-1a
Date Analyzed: 09/11/2008
Time Analyzed:
Result Units: mg/l

CASNO	Target Analyte	Spike Added	Result	Reporting Limit	Result Qualifier	% Rec.	Control Limits
18496-25-8	SULFIDE	13.4	13.6	2		102	80 - 120%

Data Package ID: *s0809060-1*

Sulfide

Method EPA376.1
Calibration Blanks

Lab Name: **Paragon Analytics**
Work Order Number: 0809060
Client Name: URS
ClientProject ID: Prather Phase 1 Investigation

Lab ID: ICB
QC Type: Initial Calibration

Run ID: s080911-1a
Date Analyzed: 09/11/2008
Time Analyzed:
Result Units: mg/l

CASNO	Target Analyte	Result	Reporting Limit	Result Qualifier
18496-25-8	SULFIDE	2	2	U

Data Package ID: *s0809060-1*

Prep Batch ID: S080911-1

Start Date: 09/11/08
Start Time: 13:45
Prep Analyst: Jason McNall

End Date: 09/11/08
End Time: 15:45

Concentration Method: NONE
Extract Method: NONE
Initial Volume Units: ml
Final Volume Units: ml

Batch Created By: JBM
Date Created: 09/11/08
Time Created: 9:51
Validated By: JBM
Date Validated: 09/11/08
Time Validated: 15:57

Comments:

QC Batch ID: S080911-1-1

Lab ID	QC Type	Field ID	Matrix	Date Collected	Initial Wt/Vol	Final Wt/Vol	Cleanup Method	Cleanup DF	Order Number
S080911-1	MB	XXXXXX	WATER	XXXXXX	200	200	NONE	1	0809076
S080911-1	LCS	XXXXXX	WATER	XXXXXX	200	200	NONE	1	0809076
0809076-11	DUP	XXXXXX	WATER	XXXXXX	200	200	NONE	1	0809076
0809060-1	SMP	PS-MW03D	WATER	9/8/2008	200	200	NONE	1	0809060
0809060-2	SMP	PS-MW03S	WATER	9/8/2008	200	200	NONE	1	0809060
0809060-3	SMP	PS-MW04D	WATER	9/8/2008	200	200	NONE	1	0809060
0809060-4	SMP	PS-MW04S	WATER	9/8/2008	200	200	NONE	1	0809060
0809060-7	SMP	PS-MW08S	WATER	9/8/2008	200	200	NONE	1	0809060
0809060-8	SMP	PS-MW08D	WATER	9/8/2008	200	200	NONE	1	0809060
0809076-1	SMP	XXXXXX	WATER	XXXXXX	200	200	NONE	1	0809076
0809076-10	SMP	XXXXXX	WATER	XXXXXX	200	200	NONE	1	0809076
0809076-11	SMP	XXXXXX	WATER	XXXXXX	200	200	NONE	1	0809076
0809076-2	SMP	XXXXXX	WATER	XXXXXX	200	200	NONE	1	0809076
0809076-3	SMP	XXXXXX	WATER	XXXXXX	200	200	NONE	1	0809076
0809076-4	SMP	XXXXXX	WATER	XXXXXX	200	200	NONE	1	0809076
0809076-5	SMP	XXXXXX	WATER	XXXXXX	200	200	NONE	1	0809076
0809076-6	SMP	XXXXXX	WATER	XXXXXX	200	200	NONE	1	0809076
0809076-7	SMP	XXXXXX	WATER	XXXXXX	200	200	NONE	1	0809076
0809076-8	SMP	XXXXXX	WATER	XXXXXX	200	200	NONE	1	0809076
0809076-9	SMP	XXXXXX	WATER	XXXXXX	200	200	NONE	1	0809076

QC Types

CAR	Carrier reference sample	DUP	Laboratory Duplicate
LCS	Laboratory Control Sample	LCSD	Laboratory Control Sample Duplicat
MB	Method Blank	MS	Laboratory Matrix Spike
MSD	Laboratory Matrix Spike Duplicate	REP	Sample replicate
SMP	Field Sample	SYS	Sample Yield Spike

Total Dissolved Solids

Method EPA160.1

Method Blank

Lab Name: **Paragon Analytics**
Work Order Number: 0809060
Client Name: URS
ClientProject ID: Prather Phase 1 Investigation

Lab ID: TD080911-1MB

Sample Matrix: WATER
% Moisture: N/A
Date Collected: N/A
Date Extracted: 11-Sep-08
Date Analyzed: 12-Sep-08
Prep Method: NONE

Prep Batch: TD080911-1
QCBatchID: TD080911-1-1
Run ID: td080912-1a
Cleanup: NONE
Basis: N/A
File Name: Manual Entry

Sample Aliquot: 100 ml
Final Volume: 100 ml
Result Units: MG/L
Clean DF: 1

CASNO	Target Analyte	DF	Result	Reporting Limit	Result Qualifier	EPA Qualifier
10-33-3	TOTAL DISSOLVED SOLIDS	1	20	20	U	

Data Package ID: *td0809060-1*

Total Dissolved Solids

Method EPA160.1

Laboratory Control Sample

Lab Name: **Paragon Analytics**
Work Order Number: 0809060
Client Name: URS
ClientProject ID: Prather Phase 1 Investigation

Lab ID: TD080911-1LCS

Sample Matrix: WATER
% Moisture: N/A
Date Collected: N/A
Date Extracted: 09/11/2008
Date Analyzed: 09/12/2008
Prep Method: NONE

Prep Batch: TD080911-1
QCBatchID: TD080911-1-1
Run ID: td080912-1a
Cleanup: NONE
Basis: N/A
File Name: Manual Entry

Sample Aliquot: 100 ml
Final Volume: 100 ml
Result Units: MG/L
Clean DF: 1

CASNO	Target Analyte	Spike Added	LCS Result	Reporting Limit	Result Qualifier	LCS % Rec.	Control Limits
10-33-3	TOTAL DISSOLVED SOLIDS	400	410	20		103	85 - 115%

Data Package ID: *td0809060-1*

Total Dissolved Solids

Method EPA160.1

Duplicate Sample Results

Lab Name: **Paragon Analytics**
Work Order Number: 0809060
Client Name: URS
ClientProject ID: Prather Phase 1 Investigation

Field ID: PS-MW03D
Lab ID: 0809060-1D

Sample Matrix: WATER
% Moisture: N/A
Date Collected: 09/08/2008
Date Extracted: 09/11/2008
Date Analyzed: 09/12/2008

Prep Batch: TD080911-1
QCBatchID: TD080911-1-1
Run ID: td080912-1a
Cleanup: NONE
Basis: As Received
File Name: Manual Entry

Sample Aliquot: 100 ml
Final Volume: 100 ml
Result Units: MG/L
Clean DF: 1

CASNO	Target Analyte	Sample Result	Samp Qual	Duplicate Result	Dup Qual	Reporting Limit	Dilution Factor	RPD	RPD Limit
10-33-3	TOTAL DISSOLVED SOLI	370		372		20	1	1	15

Data Package ID: *td0809060-1*

Prep Batch ID: TD080911-1

Start Date: 09/11/08
Start Time: 10:00
Prep Analyst: Jason McNall

End Date: 09/11/08
End Time: 12:00

Concentration Method: NONE
Extract Method: NONE
Initial Volume Units: ml
Final Volume Units: ml

Batch Created By: JBM
Date Created: 09/11/08
Time Created: 9:50
Validated By: JBM
Date Validated: 09/11/08
Time Validated: 16:14

Comments:

QC Batch ID: TD080911-1-1

Lab ID	QC Type	Field ID	Matrix	Date Collected	Initial Wt/Vol	Final Wt/Vol	Cleanup Method	Cleanup DF	Order Number
TD080911-1	MB	XXXXXX	WATER	XXXXXX	100	100	NONE	1	0809060
TD080911-1	LCS	XXXXXX	WATER	XXXXXX	100	100	NONE	1	0809060
0809060-1	DUP	PS-MW03D	WATER	9/8/2008	100	100	NONE	1	0809060
0809076-11	DUP	XXXXXX	WATER	XXXXXX	100	100	NONE	1	0809076
0809060-1	SMP	PS-MW03D	WATER	9/8/2008	100	100	NONE	1	0809060
0809060-2	SMP	PS-MW03S	WATER	9/8/2008	100	100	NONE	1	0809060
0809060-3	SMP	PS-MW04D	WATER	9/8/2008	100	100	NONE	1	0809060
0809060-4	SMP	PS-MW04S	WATER	9/8/2008	100	100	NONE	1	0809060
0809060-6	SMP	PS-MW05D	WATER	9/8/2008	100	100	NONE	1	0809060
0809060-7	SMP	PS-MW08S	WATER	9/8/2008	100	100	NONE	1	0809060
0809060-8	SMP	PS-MW08D	WATER	9/8/2008	100	100	NONE	1	0809060
0809076-1	SMP	XXXXXX	WATER	XXXXXX	100	100	NONE	1	0809076
0809076-10	SMP	XXXXXX	WATER	XXXXXX	100	100	NONE	1	0809076
0809076-11	SMP	XXXXXX	WATER	XXXXXX	100	100	NONE	1	0809076
0809076-2	SMP	XXXXXX	WATER	XXXXXX	100	100	NONE	1	0809076
0809076-3	SMP	XXXXXX	WATER	XXXXXX	100	100	NONE	1	0809076
0809076-4	SMP	XXXXXX	WATER	XXXXXX	100	100	NONE	1	0809076
0809076-5	SMP	XXXXXX	WATER	XXXXXX	25	100	NONE	1	0809076
0809076-6	SMP	XXXXXX	WATER	XXXXXX	50	100	NONE	1	0809076
0809076-7	SMP	XXXXXX	WATER	XXXXXX	50	100	NONE	1	0809076
0809076-8	SMP	XXXXXX	WATER	XXXXXX	100	100	NONE	1	0809076
0809076-9	SMP	XXXXXX	WATER	XXXXXX	100	100	NONE	1	0809076

Ion Chromatography

Method EPA300.0 Revision 2.1

Method Blank

Lab Name: **Paragon Analytics**
Work Order Number: 0809060
Client Name: URS
ClientProject ID: Prather Phase 1 Investigation

Lab ID: IC080910-1MB

Sample Matrix: WATER
% Moisture: N/A
Date Collected: N/A
Date Extracted: 10-Sep-08
Date Analyzed: 10-Sep-08

Prep Batch: IC080910-1
QCBatchID: IC080910-1-1
Run ID: ic080910-3a
Cleanup: NONE
Basis: N/A
File Name: 80910_011.DXD

Sample Aliquot: 5 ml
Final Volume: 5 ml
Result Units: MG/L
Clean DF: 1

CASNO	Target Analyte	DF	Result	Reporting Limit	MDL	Result Qualifier	EPA Qualifier
16984-48-8	FLUORIDE	1	0.1	0.1	0.033	U	
16887-00-6	CHLORIDE	1	0.2	0.2	0.05	U	
14797-65-0	NITRITE AS N	1	0.1	0.1	0.033	U	
24959-67-9	BROMIDE	1	0.2	0.2	0.078	U	
14797-55-8	NITRATE AS N	1	0.2	0.2	0.05	U	
14808-79-8	SULFATE	1	0.38	1	0.33	J	

Data Package ID: *ic0809060-1*

Ion Chromatography

Method EPA300.0 Revision 2.1

Laboratory Control Sample

Lab Name: **Paragon Analytics**
Work Order Number: 0809060
Client Name: URS
ClientProject ID: Prather Phase 1 Investigation

Lab ID: IC080910-1LCS

Sample Matrix: WATER
% Moisture: N/A
Date Collected: N/A
Date Extracted: 09/10/2008
Date Analyzed: 09/10/2008
Prep Method: NONE

Prep Batch: IC080910-1
QCBatchID: IC080910-1-1
Run ID: ic080910-3a
Cleanup: NONE
Basis: N/A
File Name: 80910_012.DXD

Sample Aliquot: 5 ml
Final Volume: 5 ml
Result Units: MG/L
Clean DF: 1

CASNO	Target Analyte	Spike Added	LCS Result	Reporting Limit	Result Qualifier	LCS % Rec.	Control Limits
16984-48-8	FLUORIDE	2.5	2.57	0.1		103	90 - 110%
16887-00-6	CHLORIDE	5	5.09	0.2		102	90 - 110%
14797-65-0	NITRITE AS N	2	1.96	0.1		98	90 - 110%
24959-67-9	BROMIDE	5	5.2	0.2		104	90 - 110%
14797-55-8	NITRATE AS N	5	4.93	0.2		99	90 - 110%
14808-79-8	SULFATE	25	25.9	1		104	90 - 110%

Data Package ID: *ic0809060-1*

Ion Chromatography

Method EPA300.0 Revision 2.1

Matrix Spike And Matrix Spike Duplicate

Lab Name: **Paragon Analytics**
Work Order Number: 0809060
Client Name: URS
ClientProject ID: Prather Phase 1 Investigation

Field ID: PS-MW03D
LabID: 0809060-1MS

Sample Matrix: WATER
% Moisture: N/A
Date Collected: 08-Sep-08
Date Extracted: 10-Sep-08
Date Analyzed: 10-Sep-08
Prep Method: NONE

Prep Batch: IC080910-1
QCBatchID: IC080910-1-1
Run ID: ic080910-3a
Cleanup: NONE
Basis: As Received

Sample Aliquot: 5 ml
Final Volume: 5 ml
Result Units: MG/L
File Name: 80910_014.DXD

CASNO	Target Analyte	Sample Result	Samp Qual	MS Result	MS Qual	Reporting Limit	Spike Added	MS % Rec.	Control Limits
16984-48-8	FLUORIDE	0.16		2.12		0.1	2	98	85 - 115%
16887-00-6	CHLORIDE	6.2		11.3		0.2	5	102	85 - 115%
14797-65-0	NITRITE AS N	0.16		2.14		0.1	2	99	85 - 115%
24959-67-9	BROMIDE	0.11	J	5.52		0.2	5	108	85 - 115%
14797-55-8	NITRATE AS N	0.2	U	5.01		0.2	5	100	85 - 115%
14808-79-8	SULFATE	71		90		1	20	95	85 - 115%

Field ID: PS-MW03D
LabID: 0809060-1MSD

Sample Matrix: WATER
% Moisture: N/A
Date Collected: 08-Sep-08
Date Extracted: 10-Sep-08
Date Analyzed: 10-Sep-08
Prep Method: NONE

Prep Batch: IC080910-1
QCBatchID: IC080910-1-1
Run ID: ic080910-3a
Cleanup: NONE
Basis: As Received

Sample Aliquot: 5 ml
Final Volume: 5 ml
Result Units: MG/L
File Name: 80910_015.DXD

CASNO	Target Analyte	MSD Result	MSD Qual	Spike Added	MSD % Rec.	Reporting Limit	RPD Limit	RPD
16984-48-8	FLUORIDE	2.15		2	99	0.1	15	1
16887-00-6	CHLORIDE	11.3		5	102	0.2	15	0
14797-65-0	NITRITE AS N	2.14		2	99	0.1	15	0
24959-67-9	BROMIDE	5.62		5	110	0.2	15	2
14797-55-8	NITRATE AS N	5.04		5	101	0.2	15	1
14808-79-8	SULFATE	91.2		20	101	1	15	1

Data Package ID: *ic0809060-1*

BROMIDE

Method EPA300.0

Calibration Verifications

Lab Name: **Paragon Analytics**
Work Order Number: 0809060
Client Name: URS
ClientProject ID: Prather Phase 1 Investigation

Run ID: ic080910-3a
Result Units: MG/L

Lab ID	Verification Type	Date Analyzed	Time Analyzed	Spike Added	Result	Reporting Limit	Result Qualifier	% Rec.	Control Limits
ICV	Initial Calibration	8/18/2008	11:31	5	4.96	0.2	N/A	99	90 - 110
CCV1	Continuing Calibration	9/10/2008	11:34	10	10.1	0.2	N/A	101	90 - 110
CCV2	Continuing Calibration	9/10/2008	14:11	10	10	0.2	N/A	100	90 - 110
CCV3	Continuing Calibration	9/10/2008	16:22	10	10.4	0.2	N/A	104	90 - 110

Data Package ID: *ic0809060-1*

CHLORIDE

Method EPA300.0

Calibration Verifications

Lab Name: **Paragon Analytics**
Work Order Number: 0809060
Client Name: URS
ClientProject ID: Prather Phase 1 Investigation

Run ID: ic080910-3a
Result Units: MG/L

Lab ID	Verification Type	Date Analyzed	Time Analyzed	Spike Added	Result	Reporting Limit	Result Qualifier	% Rec.	Control Limits
ICV	Initial Calibration	8/18/2008	11:31	5	5.07	0.2	N/A	101	90 - 110
CCV1	Continuing Calibration	9/10/2008	11:34	10	10.1	0.2	N/A	101	90 - 110
CCV2	Continuing Calibration	9/10/2008	14:11	10	9.88	0.2	N/A	99	90 - 110
CCV3	Continuing Calibration	9/10/2008	16:22	10	10.4	0.2	N/A	104	90 - 110

Data Package ID: *ic0809060-1*

FLUORIDE

Method EPA300.0

Calibration Verifications

Lab Name: **Paragon Analytics**
Work Order Number: 0809060
Client Name: URS
ClientProject ID: Prather Phase 1 Investigation

Run ID: ic080910-3a
Result Units: MG/L

Lab ID	Verification Type	Date Analyzed	Time Analyzed	Spike Added	Result	Reporting Limit	Result Qualifier	% Rec.	Control Limits
ICV	Initial Calibration	8/18/2008	11:31	2.5	2.56	0.1	N/A	102	90 - 110
CCV1	Continuing Calibration	9/10/2008	11:34	5	4.99	0.1	N/A	100	90 - 110
CCV2	Continuing Calibration	9/10/2008	14:11	5	5.02	0.1	N/A	100	90 - 110
CCV3	Continuing Calibration	9/10/2008	16:22	5	5.28	0.1	N/A	106	90 - 110

Data Package ID: *ic0809060-1*

NITRATE AS N

Method EPA300.0

Calibration Verifications

Lab Name: **Paragon Analytics**
Work Order Number: 0809060
Client Name: URS
ClientProject ID: Prather Phase 1 Investigation

Run ID: ic080910-3a
Result Units: MG/L

Lab ID	Verification Type	Date Analyzed	Time Analyzed	Spike Added	Result	Reporting Limit	Result Qualifier	% Rec.	Control Limits
ICV	Initial Calibration	8/18/2008	11:31	5	4.95	0.2	N/A	99	90 - 110
CCV1	Continuing Calibration	9/10/2008	11:34	10	9.62	0.2	N/A	96	90 - 110
CCV2	Continuing Calibration	9/10/2008	14:11	10	9.94	0.2	N/A	99	90 - 110
CCV3	Continuing Calibration	9/10/2008	16:22	10	9.96	0.2	N/A	100	90 - 110

Data Package ID: *ic0809060-1*

NITRITE AS N

Method EPA300.0

Calibration Verifications

Lab Name: **Paragon Analytics**
Work Order Number: 0809060
Client Name: URS
ClientProject ID: Prather Phase 1 Investigation

Run ID: ic080910-3a
Result Units: MG/L

Lab ID	Verification Type	Date Analyzed	Time Analyzed	Spike Added	Result	Reporting Limit	Result Qualifier	% Rec.	Control Limits
ICV	Initial Calibration	8/18/2008	11:31	2	2.02	0.1	N/A	101	90 - 110
CCV1	Continuing Calibration	9/10/2008	11:34	5	5.1	0.1	N/A	102	90 - 110
CCV2	Continuing Calibration	9/10/2008	14:11	5	4.95	0.1	N/A	99	90 - 110
CCV3	Continuing Calibration	9/10/2008	16:22	5	5.06	0.1	N/A	101	90 - 110

Data Package ID: *ic0809060-1*

SULFATE

Method EPA300.0

Calibration Verifications

Lab Name: **Paragon Analytics**
Work Order Number: 0809060
Client Name: URS
ClientProject ID: Prather Phase 1 Investigation

Run ID: ic080910-3a
Result Units: MG/L

Lab ID	Verification Type	Date Analyzed	Time Analyzed	Spike Added	Result	Reporting Limit	Result Qualifier	% Rec.	Control Limits
ICV	Initial Calibration	8/18/2008	11:31	25	25.5	1	N/A	102	90 - 110
CCV1	Continuing Calibration	9/10/2008	11:34	50	50.7	1	N/A	101	90 - 110
CCV2	Continuing Calibration	9/10/2008	14:11	50	50.8	1	N/A	102	90 - 110
CCV3	Continuing Calibration	9/10/2008	16:22	50	52.1	1	N/A	104	90 - 110

Data Package ID: *ic0809060-1*

BROMIDE

Method EPA300.0

Calibration Blanks

Lab Name: **Paragon Analytics**
Work Order Number: 0809060
Client Name: URS
ClientProject ID: Prather Phase 1 Investigation

Run ID: ic080910-3a
Result Units: MG/L

Lab ID	Verification Type	Date Analyzed	Time Analyzed	Result	Reporting Limit	Flag
ICB	Initial Calibration	8/18/2008	11:44	0.2	0.2	U
CCB1	Continuing Calibration	9/10/2008	11:47	0.2	0.2	U
CCB2	Continuing Calibration	9/10/2008	14:24	0.2	0.2	U
CCB3	Continuing Calibration	9/10/2008	16:35	0.2	0.2	U

Data Package ID: *ic0809060-1*

CHLORIDE

Method EPA300.0

Calibration Blanks

Lab Name: **Paragon Analytics**
Work Order Number: 0809060
Client Name: URS
ClientProject ID: Prather Phase 1 Investigation

Run ID: ic080910-3a
Result Units: MG/L

Lab ID	Verification Type	Date Analyzed	Time Analyzed	Result	Reporting Limit	Flag
ICB	Initial Calibration	8/18/2008	11:44	0.2	0.2	U
CCB1	Continuing Calibration	9/10/2008	11:47	0.2	0.2	U
CCB2	Continuing Calibration	9/10/2008	14:24	0.066	0.2	J
CCB3	Continuing Calibration	9/10/2008	16:35	0.116	0.2	J

Data Package ID: *ic0809060-1*

FLUORIDE

Method EPA300.0

Calibration Blanks

Lab Name: **Paragon Analytics**
Work Order Number: 0809060
Client Name: URS
ClientProject ID: Prather Phase 1 Investigation

Run ID: ic080910-3a
Result Units: MG/L

Lab ID	Verification Type	Date Analyzed	Time Analyzed	Result	Reporting Limit	Flag
ICB	Initial Calibration	8/18/2008	11:44	0.1	0.1	U
CCB1	Continuing Calibration	9/10/2008	11:47	0.0496	0.1	J
CCB2	Continuing Calibration	9/10/2008	14:24	0.044	0.1	J
CCB3	Continuing Calibration	9/10/2008	16:35	0.1	0.1	U

Data Package ID: *ic0809060-1*

NITRATE AS N

Method EPA300.0

Calibration Blanks

Lab Name: **Paragon Analytics**
Work Order Number: 0809060
Client Name: URS
ClientProject ID: Prather Phase 1 Investigation

Run ID: ic080910-3a
Result Units: MG/L

Lab ID	Verification Type	Date Analyzed	Time Analyzed	Result	Reporting Limit	Flag
ICB	Initial Calibration	8/18/2008	11:44	0.2	0.2	U
CCB1	Continuing Calibration	9/10/2008	11:47	0.2	0.2	U
CCB2	Continuing Calibration	9/10/2008	14:24	0.2	0.2	U
CCB3	Continuing Calibration	9/10/2008	16:35	0.2	0.2	U

Data Package ID: *ic0809060-1*

NITRITE AS N

Method EPA300.0

Calibration Blanks

Lab Name: **Paragon Analytics**
Work Order Number: 0809060
Client Name: URS
ClientProject ID: Prather Phase 1 Investigation

Run ID: ic080910-3a
Result Units: MG/L

Lab ID	Verification Type	Date Analyzed	Time Analyzed	Result	Reporting Limit	Flag
ICB	Initial Calibration	8/18/2008	11:44	0.1	0.1	U
CCB1	Continuing Calibration	9/10/2008	11:47	0.1	0.1	U
CCB2	Continuing Calibration	9/10/2008	14:24	0.1	0.1	U
CCB3	Continuing Calibration	9/10/2008	16:35	0.1	0.1	U

Data Package ID: *ic0809060-1*

SULFATE

Method EPA300.0

Calibration Blanks

Lab Name: **Paragon Analytics**
Work Order Number: 0809060
Client Name: URS
ClientProject ID: Prather Phase 1 Investigation

Run ID: ic080910-3a
Result Units: MG/L

Lab ID	Verification Type	Date Analyzed	Time Analyzed	Result	Reporting Limit	Flag
ICB	Initial Calibration	8/18/2008	11:44	0.373	1	J
CCB1	Continuing Calibration	9/10/2008	11:47	0.387	1	J
CCB2	Continuing Calibration	9/10/2008	14:24	0.382	1	J
CCB3	Continuing Calibration	9/10/2008	16:35	0.41	1	J

Data Package ID: *ic0809060-1*

Prep Batch ID: IC080910-1

Start Date: 09/10/08
Start Time: 11:00
Prep Analyst: Eric Allen Lintner

End Date: 09/10/08
End Time: 11:30

Concentration Method: NONE
Extract Method: NONE
Initial Volume Units: ml
Final Volume Units: ml

Batch Created By: EAL
Date Created: 09/10/08
Time Created: 10:56
Validated By: EAL
Date Validated: 09/10/08
Time Validated: 10:40

Comments:

QC Batch ID: IC080910-1-1

Lab ID	QC Type	Field ID	Matrix	Date Collected	Initial Wt/Vol	Final Wt/Vol	Cleanup Method	Cleanup DF	Order Number
IC080910-1	MB	XXXXXX	WATER	XXXXXX	5	5	NONE	1	0809060
IC080910-1	LCS	XXXXXX	WATER	XXXXXX	5	5	NONE	1	0809060
0809060-1	MS	PS-MW03D	WATER	9/8/2008	5	5	NONE	1	0809060
0809060-1	MSD	PS-MW03D	WATER	9/8/2008	5	5	NONE	1	0809060
0809060-1	SMP	PS-MW03D	WATER	9/8/2008	5	5	NONE	1	0809060
0809060-2	SMP	PS-MW03S	WATER	9/8/2008	5	5	NONE	1	0809060
0809060-3	SMP	PS-MW04D	WATER	9/8/2008	5	5	NONE	1	0809060
0809060-4	SMP	PS-MW04S	WATER	9/8/2008	5	5	NONE	1	0809060
0809060-6	SMP	PS-MW05D	WATER	9/8/2008	5	5	NONE	1	0809060
0809060-7	SMP	PS-MW08S	WATER	9/8/2008	5	5	NONE	1	0809060
0809060-8	SMP	PS-MW08D	WATER	9/8/2008	5	5	NONE	1	0809060

QC Types

CAR	Carrier reference sample	DUP	Laboratory Duplicate
LCS	Laboratory Control Sample	LCSD	Laboratory Control Sample Duplicat
MB	Method Blank	MS	Laboratory Matrix Spike
MSD	Laboratory Matrix Spike Duplicate	REP	Sample replicate
SMP	Field Sample	SYS	Sample Yield Spike

Supporting Raw Data

Alkalinity Raw Data Worksheet

Anal Run ID **AK080910-1A** 1100-1245 JBM 9/10/08

Anal Start Date **9/10/2008**

Standardization Ref ID **AlkalinityCAL080910-1** Rw Ca 9/10/08

Standardization Of Alkalinity

Rep Num	THAM Conc	Aliq Titrated (mL)	vol to pH 4.5(mL)	HCl Conc(N)	Conc Units
1	0.2	1	10.43	0.0191755	N
2	0.2	1	10.32	0.0193799	N
3	0.2	1	10.39	0.0192493	N

Avg HCl Conc: 0.01926819

Num	Don't Use	ReRun Num	Lab ID	QC Type	Anal Dil	Aliq Titrated (mL)	vol to pH 8.3(mL)	vol to pH 4.5(mL)	total vol(mL)	HCO3 (mg/L as CaCO3)	CO3 (mg/L as CaCO3)	OH (mg/L as CaCO3)	Total Alk (mg/L as CaCO3)	Expected	%Rec
1	☐	0	ICV	ICV	1	100	5.16	5.3	10.46	1.348777	99.42387	0	100.7727		
2	☐	0	ICB	ICB	1	100	0	0.22	0.22	2.119501	0	0	2.119501		
3	☐	0	AK080910-1	MB	1	100	0	0.24	0.24	2.312183	0	0	2.312183		
4	☐	0	AK080910-1	LCS	1	100	4.93	5.31	10.24	3.660958	94.99218	0	98.65314		
5	☐	0	0808244-1	SMP	1	5	0	3.94	3.94	759.1667	0	0	759.1667		
6	☐	0	0808244-1	DUP	1	5	0	3.98	3.98	766.874	0	0	766.874		
7	☐	0	0809004-1	SMP	1	25	0.9	19.28	20.18	708.2988	69.36549	0	777.6642		
8	☐	0	0809009-1	SMP	1	2	0	5.48	5.48	2639.742	0	0	2639.742		
9	☐	0	0809009-2	SMP	1	5	0	8.3	8.3	1599.26	0	0	1599.26		
10	☐	0	0809009-3	SMP	1	5	0	5.03	5.03	969.1901	0	0	969.1901		
11	☐	0	0809026-1	SMP	1	25	0	4.78	4.78	184.2039	0	0	184.2039		
12	☐	0	0809026-2	SMP	1	25	0.16	5.01	5.17	186.9015	12.33164	0	199.2331		
13	☐	0	0809060-1	SMP	1	25	0	5.83	5.83	224.6671	0	0	224.6671		
14	☐	0	0809060-2	SMP	1	10	0	2.5	2.5	240.8524	0	0	240.8524		
15	☐	0	0809060-3	SMP	1	10	0	2.43	2.43	234.1086	0	0	234.1086		
16	☐	0	0809060-4	SMP	1	25	0	5.86	5.86	225.8232	0	0	225.8232		
17	☑	0	0809060-6	SMP	1	1	0.13	5.29	5.42	4971.193	250.4865	0	5221.68		
18	☐	0	0809060-7	SMP	1	25	0	5.85	5.85	225.4379	0	0	225.4379		
19	☐	0	0809060-8	SMP	1	25	0	5.83	5.83	224.6671	0	0	224.6671		

OK JBM 9/10/08

Comments:

Standards, Batch QC, and Matrix Spike Information

ID	Parent ID	Parent Conc	Parent Vol.	Final Vol.
ICV	ST071128-4	10000	1	100
CCV	ST071128-4	10000	1	100

Reagent List:

0.020 N HCl Titrant	RG080430-2
Phenolphthalein Indicator	RG080908-1
Bromocresol Green Indicator	RG080805-1
0.20 N Std. THAM	ST071128-3
0.20 N NaCO3 (ICV, LCS, CCV's - 1.0 mL)	ST071128-4

JBM 9/10/08

Alkalinity Raw Data Worksheet

Anal Run ID **AK080919-1A**

Anal Start Date **9/19/2008**

1045-1145
JBM
9/19/08

Standardization Ref ID **AlkalinityCAL080919-1**

Standardization Of Alkalinity

Rep Num	THAM Conc	Aliq Titrated (mL)	vol to pH 4.5(mL)	HCl Conc(N)	Conc Units
1	0.2	1	10.2	0.0196078	N
2	0.2	1	10.16	0.0196850	N
3	0.2	1	10.12	0.0197629	N

Avg HCl Conc: 0.01968524

Num	Don't Use	ReRun Num	Lab ID	QC Type	Anal Dil	Aliq Titrated (mL)	vol to pH 8.3(mL)	vol to pH 4.5(mL)	total vol(mL)	HCO3 (mg/L as CaCO3)	CO3 (mg/L as CaCO3)	OH (mg/L as CaCO3)	Total Alk (mg/L as CaCO3)	Expected	%Rec
1	☐	0	ICV	ICV	1	100	4.92	5.3	10.22	3.740197	96.8514	0	100.5916		
2	☐	0	ICB	ICB	1	100	0	0.21	0.21	2.066951	0	0	2.066951		
3	☐	0	AK080919-1	MB	1	100	0	0.21	0.21	2.066951	0	0	2.066951		
4	☐	0	AK080919-1	LCS	1	100	5.02	5.08	10.1	0.5905615	98.81992	0	99.41049		
5	☐	0	0809060-6	SMP	1	10	0	2.53	2.53	249.0183	0	0	249.0183		
6	☐	0	0809077-2	SMP	1	10	0	12.58	12.58	1238.202	0	0	1238.202		
7	☐	0	0809077-3	SMP	1	1	0	7.57	7.57	7450.865	0	0	7450.865		
8	☐	0	0809077-3	DUP	1	1	0	7.66	7.66	7539.448	0	0	7539.448		
9	☐	0	0809077-4	SMP	1	10	0	4.91	4.91	483.2727	0	0	483.2727		
10	☐	0	0809077-5	SMP	1	10	0	4.95	4.95	487.2098	0	0	487.2098		
11	☐	0	0809088-1	SMP	1	25	0	8.42	8.42	331.4995	0	0	331.4995		
12	☐	0	0809108-2	SMP	1	25	0	2.84	2.84	111.8122	0	0	111.8122		
13	☐	0	0809114-1	SMP	1	10	0	7.78	7.78	765.756	0	0	765.756		

Comments: Sample 0809060-6 was filtered thru 0.45um filter disk prior to analysis.

Standards, Batch QC, and Matrix Spike Information

ID	Parent ID	Parent Conc	Parent Vol.	Final Vol.
ICV	ST071128-4	10000	1	100
CCV	ST071128-4	10000	1	100

Reagent List:

0.020 N HCl Titrant	**RG080912-2**
Phenolphthalein Indicator	**RG080908-1**
Bromocresol Green Indicator	**RG080805-1**
0.20 N Std. THAM	**ST071128-3**
0.20 N NaCO3 (ICV, LCS, CCV's - 1.0 mL)	**ST071128-4**

JBM
9/19/08

Specific Conductivity Calculations & Quality Control Results

Prep & Analysis Date: 9/11/2008
Prep & Analysis Time: 1230-1530
Analyst: JBM JBM 9/11/08 Rev. C 9/12/08

ID	sample vol (mL)	Temp. °C	Conductivity Reading (umhos/cm)	% Recovery	recovery limit
Calibration Standard (*)	NA	26.8	1413		
ICV-2nd Source (**)	NA	26.8	733	102	646.2 - 789.8
0809060-1	45	26.8	526		
0809060-1DUP	45	26.8	537		
0809060-2	45	26.8	509		
0809060-3	45	26.8	551		
0809060-4	45	26.8	524		
0809060-6	45	26.8	763		
0809060-7	45	26.8	1188		
0809060-8	45	26.8	1396		
0809076-1	45	26.8	894		
0809076-2	45	26.8	895		
CCV-1 (*)	NA	26.8	1451	103	1271.7 - 1554.3
0809076-3	45	26.8	831		
0809076-4	45	26.8	560		
0809076-5	45	26.8	2510		
0809076-6	45	26.8	1397		
0809076-7	45	26.8	1141		
0809076-8	45	26.8	920		
0809076-9	45	26.8	776		
0809076-10	45	26.8	804		
0809076-11	45	26.8	929		
0809076-11dup	45	26.8	923		
CCV-2 (*)	NA	26.8	1446	102	1271.7 - 1554.3

DUPLICATE SUMMARY

ID	native Spec. Cond. Value	duplic Spec. Cond. Value	RPD %	RPD accept. limit
0809060-1	526	537	2	0-10%
0809076-11	929	923	1	0-10%

Specific Conductivity - EPA Method 120.1/9050A/SM2510B - SOP 1128 Rev5

Instrument : Fisher Scientific Conductivity/pH/mV meter model accumet 50 (SN C0000643)
Electrode : YSI Incorporated. Model 3440 (Cell K = 10/cm) OR
VWR Digital Conductivity Meter w/ electrode NIST (SN A22036)

Reagent List: 0.010 M KCl Solution [1413umhos/cm] (*):
ST080502-1
0.005 M KCl Solution [718umhos/cm] (**):
ST080502-2

JBM 9/11/08

0911SC

Sulfide in Water Calculations

Prep and Analysis Date: 9/11/2008
Prep and Analysis Time: 1345-1545
Analyst: JBM

JBM 9/11/08

F = sulfide (mg/L) = (B*C-D*E)*16*1000/A
G = DL = 2*200/A

Rev G 9/12/08

sample ID:	A sample aliquot titrated mL	B conc std I2 meq/mL	C vol std I2 mL	D thiosulf conc (meq/mL)	E thiosulf vol (mL)	F sulfide conc mg/L	G Detection Limit mg/L
ICV	200	0.0253	10.14	0.02401	3.58	13.64	2
ICB	200	0.0253	2.76	0.02401	2.87	0.07	2
S080911-1MB	200	0.0253	2.81	0.02401	2.92	0.08	2
S080911-1LCS	200	0.0253	10.19	0.02401	3.55	13.80	2
0809076-11	200	0.0253	2.94	0.02401	3.10	-0.01	2
0809076-11dup	200	0.0253	2.92	0.02401	2.97	0.20	2
0809060-1	200	0.0253	2.63	0.02401	2.80	-0.06	2
0809060-2	200	0.0253	4.48	0.02401	4.58	0.27	2
* 0809060-3	200	0.0253	2.86	0.02401	3.03	-0.03	2
0809060-4	200	0.0253	4.79	0.02401	5.33	-0.55	2
0809060-7	200	0.0253	2.74	0.02401	2.87	0.03	2
0809060-8	200	0.0253	2.86	0.02401	3.09	-0.15	2
0809076-1	200	0.0253	2.72	0.02401	2.74	0.24	2
0809076-2	200	0.0253	2.66	0.02401	2.71	0.18	2
0809076-3	200	0.0253	2.73	0.02401	2.95	-0.14	2
0809076-4	200	0.0253	2.88	0.02401	3.07	-0.07	2
0809076-5	200	0.0253	2.78	0.02401	2.91	0.04	2
0809076-6	200	0.0253	2.94	0.02401	3.04	0.11	2
0809076-7	200	0.0253	2.88	0.02401	3.01	0.05	2
0809076-8	200	0.0253	2.65	0.02401	2.73	0.12	2
0809076-9	200	0.0253	2.70	0.02401	2.64	0.39	2
0809076-10	200	0.0253	2.84	0.02401	2.79	0.39	2

*= SAMPLE WAS NOT SHAKEN, DO TO HEAVY SEDIMENTS IN THE BOTTOM OF THE BOTTLE.

Concentration of Sodium Thiosulfate = 0.02401

Standardization of iodine solution:

iodine vol titrated (mL)	thiosulf vol (mL)	thiosulf conc (meq/mL)	calc iodine conc (meq/mL)
2.57	2.71	0.02401	0.0253
2.63	2.78	0.02401	0.0254
2.87	3.01	0.02401	0.0252
		mean =	0.0253

Reagent List:

Sulfide Spike Solution:
ST080430-1
6 N HCl:
RG080911-2
Sodium Thiosulfate Solution:
RG080321-2
Iodine (I2) Solution:
RG080910-1
Starch Indicator:
RG070824-1

JBM 9/11/08

Standardization of sulfide spike

S std vol titrated (mL)	iodine vol titrated (mL)	iodine conc (meq/mL)	thiosulf vol (mL)	calc S std conc (meq/mL)	std conc (mg/L)
0.50	9.18	0.0253	2.84	0.3280	5248
0.50	8.51	0.0253	1.88	0.3402	5443
0.50	9.46	0.0253	2.94	0.3374	5398
				mean =	5363

Sulfide Quality Control Results

Prep and Analysis Date: 9/11/2008

BLANK SUMMARY

	blank S conc (mg/L)	blank reporting limit (mg/L)
S080911-1MB	0.0	2.0

LCS (BLANK SPIKE) SUMMARY

	vol spike S std added (mL)	spike added S conc (mg/L)	S conc found (mg/L)	recovery %	recovery accept limit
ICV	0.50	13.408	13.641	102	80-120 %
S080911-1LCS	0.50	13.408	13.800	103	80-120 %

DUPLICATE SUMMARY

	sample conc (mg/L)	duplic conc (mg/L)	RPD %	RPD accept. limit
0809076-11	ND	ND	NA	0-20%

ND = Not Detected
NA = Not Applicable

JBM 9/11/08

Sulfide Method 376.1 / SOP 1120

TDS Raw Data Worksheet

Anal Run ID **TD080912-1A**

Anal Start Date **9/12/2008**

Prep 9/11/08 1000-1200

Analyze 9/12/08 0915-1415 JBM 9/15/08

Rev 9/15/08

Num	Don't Use	ReRun Num	Lab ID	QC Type	Samp Vol (ml)	Empty Beaker (g)	A - Beaker + Residue gross (g)	A - Net mass (mg)	B - Beaker + Residue gross (g)	B - Net mass (mg)	gross A vs gross B (+/- 0.5mg)	% mass loss (<= 4%)	calculated conc (mg/L)	DL (mg/L)
1	☐	0	TD080911-1	MB	100	78.3384	78.3379	-0.5	78.3383	-0.1	0.4	NA	-1	20
2	☐	0	TD080911-1	LCS	100	66.3791	66.4204	41.3	66.4201	41	0.3	0.73%	410	20
3	☐	0	0809060-1	SMP	100	65.6761	65.7134	37.3	65.7135	37.4	0.1	0.27%	374	20
4	☐	0	0809060-1	DUP	100	65.8472	65.8844	37.2	65.8844	37.2	0	0.00%	372	20
5	☐	0	0809060-2	SMP	100	81.257	81.2954	38.4	81.2953	38.3	0.1	0.26%	383	20
6	☐	0	0809060-3	SMP	100	75.8876	75.9241	36.5	75.9239	36.3	0.2	0.55%	363	20
7	☐	0	0809060-4	SMP	100	66.7171	66.7597	42.6	66.7594	42.3	0.3	0.71%	423	20
8	☐	0	0809060-6	SMP	100	75.7459	75.8013	55.4	75.8007	54.8	0.6	1.09%	548	20
9	☐	0	0809060-7	SMP	100	81.0381	81.1308	92.7	81.1284	90.3	2.4	2.62%	903	20
10	☐	0	0809060-8	SMP	100	76.829	76.9321	103.1	76.9299	100.9	2.2	2.16%	1009	20
11	☐	0	0809076-1	SMP	100	66.0113	66.0674	56.1	66.0669	55.6	0.5	0.90%	556	20
12	☐	0	0809076-2	SMP	100	65.3514	65.4084	57	65.4084	57	0	0.00%	570	20
13	☐	0	0809076-3	SMP	100	66.0667	66.1191	52.4	66.1192	52.5	0.1	0.19%	525	20
14	☐	0	0809076-4	SMP	100	65.6751	65.707	31.9	65.7071	32	0.1	0.31%	320	20
15	☐	0	0809076-5	SMP	25	44.5929	44.644	51.1	44.6433	50.4	0.7	1.38%	2016	80
16	☐	0	0809076-6	SMP	50	65.8783	65.9328	54.5	65.9308	52.5	2	3.74%	1050	40
17	☐	0	0809076-7	SMP	50	78.0147	78.0564	41.7	78.0574	42.7	1	2.37%	854	40
18	☐	0	0809076-8	SMP	100	65.865	65.9253	60.3	65.9242	59.2	1.1	1.84%	592	20
19	☐	0	0809076-9	SMP	100	78.2697	78.3202	50.5	78.3195	49.8	0.7	1.40%	498	20
20	☐	0	0809076-10	SMP	100	65.6817	65.7342	52.5	65.7331	51.4	1.1	2.12%	514	20
21	☐	0	0809076-11	SMP	100	78.9382	79.0027	64.5	79.0009	62.7	1.8	2.83%	627	20
22	☐	0	0809076-11	DUP	100	78.2722	78.3363	64.1	78.3339	61.7	2.4	3.82%	617	20

Comments: (0809060-6) An Aliquot was poured off and centrifuged, The remaining liquid was then filtered for analysis.

Standards, Batch QC, and Matrix Spike Information

ID	Parent ID	Parent Conc	Parent Vol.	Final Vol.
LCS	ST080414-1	40000	1	100

Reagent List:

TDS Spike Solution: 40.0 mg NaCl/mL **ST080414-1**

JBM
9/15/08

Schedule File: C:\PeakNet\schedule\080818.sch

Line	Sample	Sample Type	Method	Data File	Comment
1	5X STD	Calibration	080818.met	c:\peaknet\data\080818\080818_001.dxd	
2	10X STD	Calibration	080818.met	c:\peaknet\data\080818\080818_002.dxd	
3	25X STD	Calibration	080818.met	c:\peaknet\data\080818\080818_003.dxd	
4	100X STD	Calibration	080818.met	c:\peaknet\data\080818\080818_004.dxd	
5	1000X STD	Calibration	080818.met	c:\peaknet\data\080818\080818_005.dxd	
6	0 STD	Calibration	080818.met	c:\peaknet\data\080818\080818_006.dxd	
7	ICV	Sample	080818.met	c:\peaknet\data\080818\080818_007.dxd	ICV
8	ICB	Sample	080818.met	c:\peaknet\data\080818\080818_008.dxd	ICB
9	0808044-1 20X	Sample	080818.met	c:\peaknet\data\080818\080818_009.dxd	CL,SO4-9056
10	0808044-2 200X	Sample	080818.met	c:\peaknet\data\080818\080818_010.dxd	CL,SO4-9056
11	0808044-3 10X	Sample	080818.met	c:\peaknet\data\080818\080818_011.dxd	CL,SO4-9056
12	0808044-4 50X	Sample	080818.met	c:\peaknet\data\080818\080818_012.dxd	CL,SO4-9056
13	0808044-5 100X	Sample	080818.met	c:\peaknet\data\080818\080818_013.dxd	CL,SO4-9056
14	0808044-6 100X	Sample	080818.met	c:\peaknet\data\080818\080818_014.dxd	CL,SO4-9056
15	0808044-7 100X	Sample	080818.met	c:\peaknet\data\080818\080818_015.dxd	CL,SO4-9056
16	0808044-8 100X	Sample	080818.met	c:\peaknet\data\080818\080818_016.dxd	CL,SO4-9056
17	0808044-9 5000X	Sample	080818.met	c:\peaknet\data\080818\080818_017.dxd	CL-9056
18	0808044-10 50X	Sample	080818.met	c:\peaknet\data\080818\080818_018.dxd	CL,SO4-9056
19	CCV	Sample	080818.met	c:\peaknet\data\080818\080818_019.dxd	CCV
20	CCB	Sample	080818.met	c:\peaknet\data\080818\080818_020.dxd	CCB
21	0808044-11 200X	Sample	080818.met	c:\peaknet\data\080818\080818_021.dxd	CL,SO4-9056
22	0808044-12 200X	Sample	080818.met	c:\peaknet\data\080818\080818_022.dxd	CL,SO4-9056
23	0808044-13 200X	Sample	080818.met	c:\peaknet\data\080818\080818_023.dxd	CL,SO4-9056
24	0808044-14 10X	Sample	080818.met	c:\peaknet\data\080818\080818_024.dxd	~~CL,SO4-9056~~
25	0808044-15 50X	Sample	080818.met	c:\peaknet\data\080818\080818_025.dxd	CL,SO4-9056
26	0808044-16 50X	Sample	080818.met	c:\peaknet\data\080818\080818_026.dxd	CL,SO4-9056
27	0808044-17 50X	Sample	080818.met	c:\peaknet\data\080818\080818_027.dxd	CL,SO4-9056
28	0808044-18 200X	Sample	080818.met	c:\peaknet\data\080818\080818_028.dxd	CL,SO4-9056
29	0808044-19 100X	Sample	080818.met	c:\peaknet\data\080818\080818_029.dxd	CL,SO4-9056
30	0808044-20 500X	Sample	080818.met	c:\peaknet\data\080818\080818_030.dxd	CL,SO4-9056
31	CCV	Sample	080818.met	c:\peaknet\data\080818\080818_031.dxd	CCV
32	CCB	Sample	080818.met	c:\peaknet\data\080818\080818_032.dxd	CCB
33	0808044-21 500X	Sample	080818.met	c:\peaknet\data\080818\080818_033.dxd	CL,SO4-9056
34	0808044-22 200X	Sample	080818.met	c:\peaknet\data\080818\080818_034.dxd	CL,SO4-9056
35	0808044-23 200X	Sample	080818.met	c:\peaknet\data\080818\080818_035.dxd	CL,SO4-9056
36	0808044-24 200X	Sample	080818.met	c:\peaknet\data\080818\080818_036.dxd	CL,SO4-9056
37	0808044-25 100X	Sample	080818.met	c:\peaknet\data\080818\080818_037.dxd	CL,SO4-9056
38	0808044-26 500X	Sample	080818.met	c:\peaknet\data\080818\080818_038.dxd	CL,SO4-9056
39	0808044-27 5000X	Sample	080818.met	c:\peaknet\data\080818\080818_039.dxd	CL-9056
40	0808044-28 50X	Sample	080818.met	c:\peaknet\data\080818\080818_040.dxd	CL,SO4-9056
41	0808044-29 50X	Sample	080818.met	c:\peaknet\data\080818\080818_041.dxd	CL,SO4-9056
42	0808044-30 100X	Sample	080818.met	c:\peaknet\data\080818\080818_042.dxd	CL,SO4-9056
43	CCV	Sample	080818.met	c:\peaknet\data\080818\080818_043.dxd	CCV
44	CCB	Sample	080818.met	c:\peaknet\data\080818\080818_044.dxd	CCB
45	0808044-31 200X	Sample	080818.met	c:\peaknet\data\080818\080818_045.dxd	CL,SO4-9056
46	0808044-3 200X	Sample	080818.met	c:\peaknet\data\080818\080818_046.dxd	CL,SO4-9056
47	0808044-33 500X	Sample	080818.met	c:\peaknet\data\080818\080818_047.dxd	CL,SO4-9056
48	0808044-34 1000X	Sample	080818.met	c:\peaknet\data\080818\080818_048.dxd	CL,SO4-9056
49	0808044-35 20X	Sample	080818.met	c:\peaknet\data\080818\080818_049.dxd	CL,SO4-9056
50	0808044-36 200X	Sample	080818.met	c:\peaknet\data\080818\080818_050.dxd	CL,SO4-9056
51	0808114-6 50X	Sample	080818.met	c:\peaknet\data\080818\080818_051.dxd	CL,SO4-9056
52	0808114-11 10X	Sample	080818.met	c:\peaknet\data\080818\080818_052.dxd	CL-9056
53	0808114-12 20X	Sample	080818.met	c:\peaknet\data\080818\080818_053.dxd	CL-9056
54	IC080818-1MB	Sample	080818.met	c:\peaknet\data\080818\080818_054.dxd	WATER
55	CCV	Sample	080818.met	c:\peaknet\data\080818\080818_055.dxd	CCV
56	CCB	Sample	080818.met	c:\peaknet\data\080818\080818_056.dxd	CCB – Cl 0.31mg/L *
57	IC080818-1LCS	Sample	080818.met	c:\peaknet\data\080818\080818_057.dxd	WATER
58	0808139-1 50X	Sample	080818.met	c:\peaknet\data\080818\080818_058.dxd	~~CL~~,SO4-9056
59	0808139-1MS 50X	Sample	080818.met	c:\peaknet\data\080818\080818_059.dxd	~~CL~~,SO4-9056
60	0808139-1MSD 50X	Sample	080818.met	c:\peaknet\data\080818\080818_060.dxd	~~CL~~,SO4-9056
61	0808139-2 100X	Sample	080818.met	c:\peaknet\data\080818\080818_061.dxd	~~CL~~,SO4-9056
62	0808139-3 100X	Sample	080818.met	c:\peaknet\data\080818\080818_062.dxd	CL,SO4-9056
63	0808139-4 100X	Sample	080818.met	c:\peaknet\data\080818\080818_063.dxd	CL,SO4-9056
64	0808139-5 20X	Sample	080818.met	c:\peaknet\data\080818\080818_064.dxd	~~CL~~,SO4-9056
65	0808139-6 50X	Sample	080818.met	c:\peaknet\data\080818\080818_065.dxd	CL,SO4-9056
66	0808139-7 50X	Sample	080818.met	c:\peaknet\data\080818\080818_066.dxd	~~CL~~,SO4-9056
67	CCV	Sample	080818.met	c:\peaknet\data\080818\080818_067.dxd	CCV
68	CCB	Sample	080818.met	c:\peaknet\data\080818\080818_068.dxd	CCB
69	0808139-8 10X	Sample	080818.met	c:\peaknet\data\080818\080818_069.dxd	CL,SO4-9056
70	0808139-9 50X	Sample	080818.met	c:\peaknet\data\080818\080818_070.dxd	CL,SO4-9056
71	0808044-10 100X	Sample	080818.met	c:\peaknet\data\080818\080818_071.dxd	CL-9056
72	0808044-11 500X	Sample	080818.met	c:\peaknet\data\080818\080818_072.dxd	CL-9056
73	0808044-14 20X	Sample	080818.met	c:\peaknet\data\080818\080818_073.dxd	CL,SO4-9056
74	0808044-15 100X	Sample	080818.met	c:\peaknet\data\080818\080818_074.dxd	CL,SO4-9056
75	0808044-18 500X	Sample	080818.met	c:\peaknet\data\080818\080818_075.dxd	CL,SO4-9056
76	0808044-19 200X	Sample	080818.met	c:\peaknet\data\080818\080818_076.dxd	CL,SO4-9056
77	CCV	Sample	080818.met	c:\peaknet\data\080818\080818_077.dxd	CCV
78	CCB	Sample	080818.met	c:\peaknet\data\080818\080818_078.dxd	CCB – SO4 0.52mg/L *
79	STOP.MET	Sample	stop.met		

Default Method Path: C:\PEAKNET\METHOD
Default Data Path: C:\PEAKNET\DATA\080414
Comment:
BatchDx created schedule. Analyst: 8/19/08 JBM 8/19/08
Instrument #1: DIONEX DX-120. ID Serial Number: 99060762
Analytical Column: Dionex IonPac AS14 S/N 022150
Methods: EPA 300.0 and SW9056. Paragon SOP 1113
Eluent: Made daily, 10mL of Eluent Concentrate ID: RG080610-2 to 1000mL of DI water.

* SAMPLES 'ND' OR 10X > THAN FOUND IN BLANK.

Schedule File: C:\PeakNet\schedule\080818.sch

	Final	ID		Aliq
cal std level 1 (1000x)	10.00	ST080722-8,	ST080623-5	0.01
cal std level 2 (100x)	5.00	"	"	0.05
cal std level 3 (25x)	5.00	"	"	0.20
cal std level 4 (10x)	5.00	"	"	0.50
cal std level 5 (5x)	5.00	"	"	1.00
CCV	5.00	ST080722-8,	ST080722-13	0.50
ICV	5.00	ST080225-1		0.25
		ST080623-4		0.05
LCS(aq)	5.00	ST080225-1		0.25
		ST080722-12		0.05
MS/MSD (waters)	5.00	ST080219-9		0.05
		ST080722-11		0.05

Dilutions Table: All to 5mL Final Volume

10X	0.5mL
20X	0.25mL
25X	0.2mL
50X	0.1mL
100X	0.05mL
200X	0.025mL
500X	0.01mL

Method:C:\PEAKNET\METHOD\080818.MET Updated:8/18/08 11:34:26 AM Total:8

JBM 8/19/08

1. Component:Fluoride
Standard:External Fit Type:Quadratic
Origin:Ignore Calibration:Area
r^2=0.999894
Amt=-4.779941e-010*Resp²+
6.495115e-003*Resp+37.98

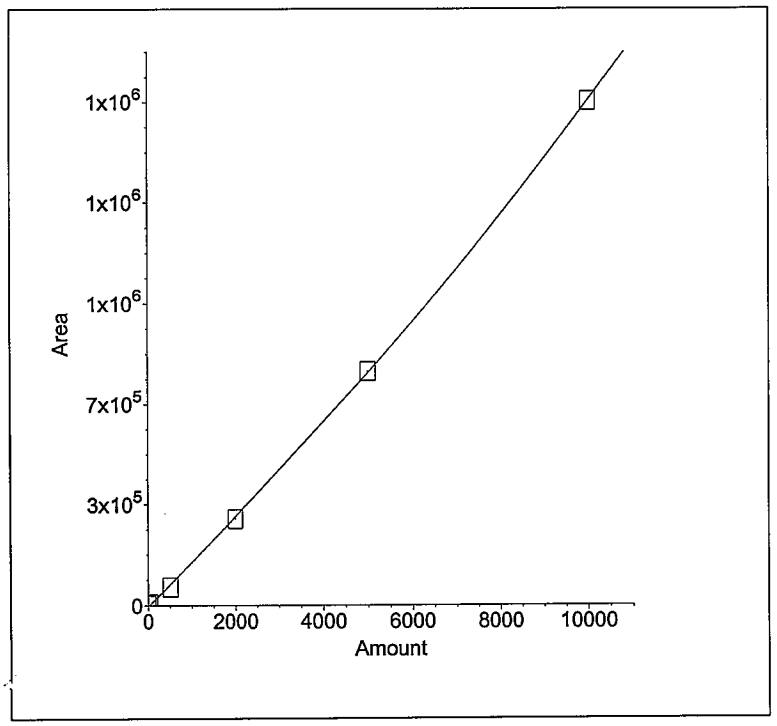

2. Component:Chloride
Standard:External Fit Type:Quadratic
Origin:Ignore Calibration:Area
r^2=0.999982
Amt=-4.081790e-010*Resp²+
7.957583e-003*Resp+2.302

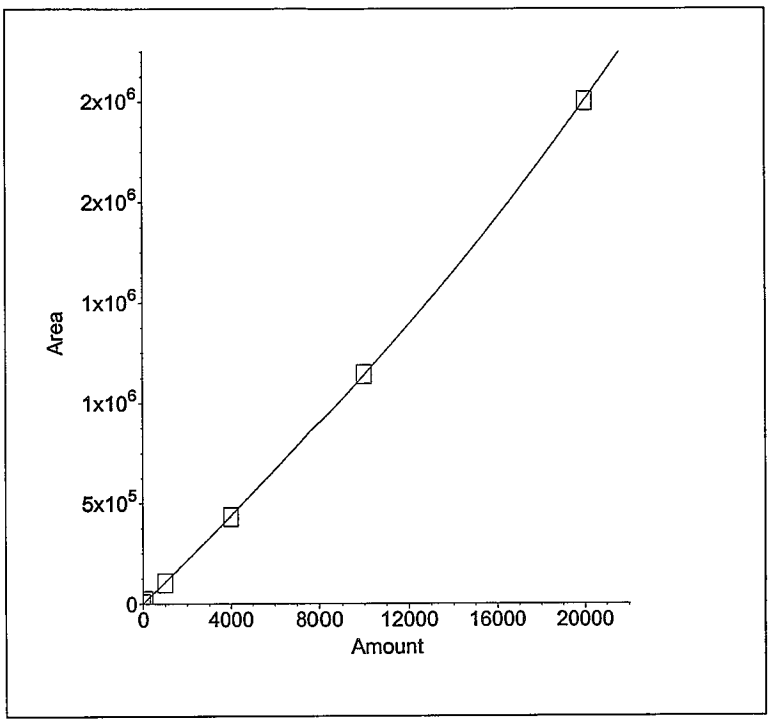

3. Component:Nitrite as N
Standard:External Fit Type:Quadratic
Origin:Ignore Calibration:Area
r^2=0.999998
Amt=-1.486609e-010*Resp²+
3.820952e-003*Resp+12.14

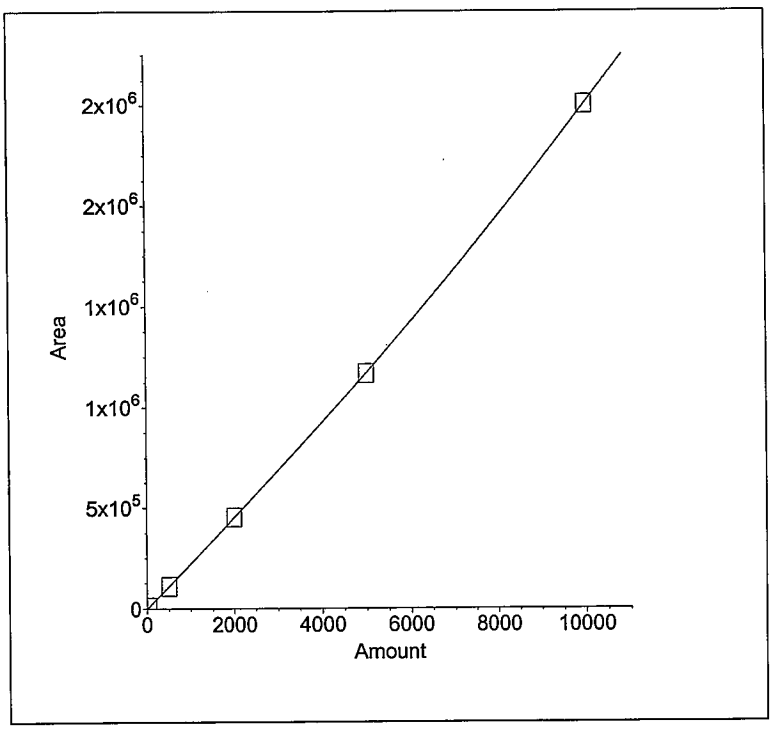

4. Component:Bromide
Standard:External Fit Type:Quadratic
Origin:Ignore Calibration:Area
r^2=0.999999
Amt=-1.413301e-009*Resp²+
1.929789e-002*Resp+4.883

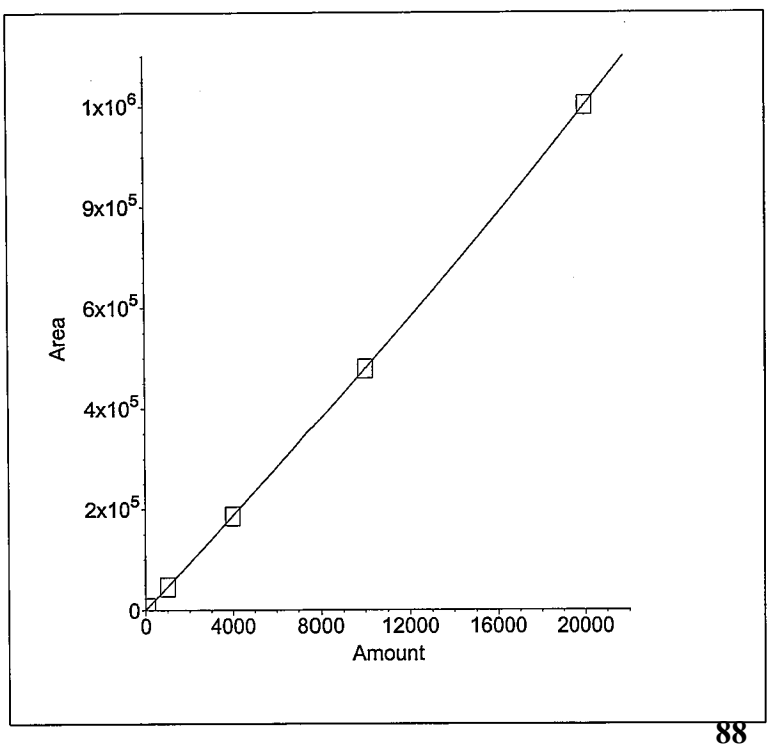

5. Component:Nitrate as N
Standard:External Fit Type:Quadratic
Origin:Ignore Calibration:Area
r^2=0.999957
Amt=-6.684618e-011*Resp²+
2.982954e-003*Resp+31.14

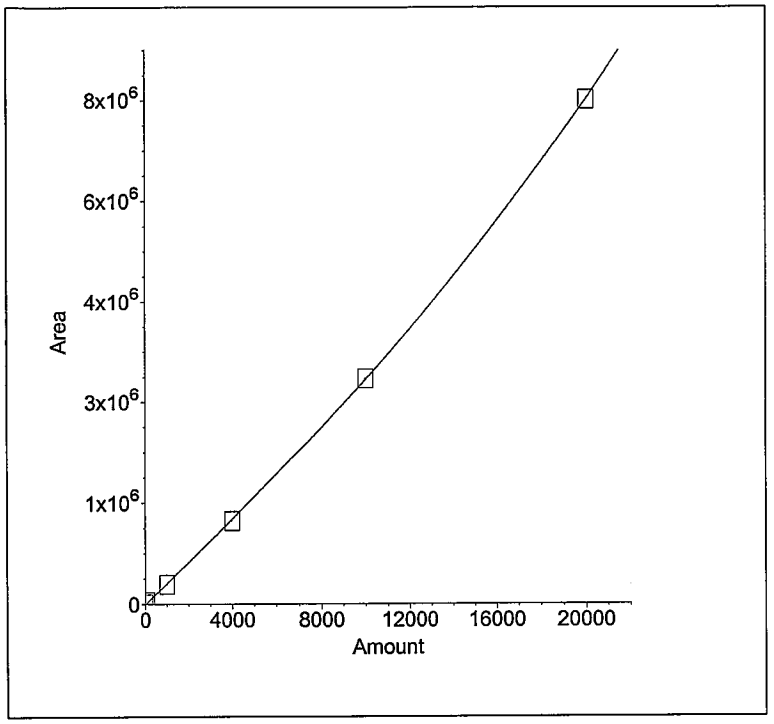

6. Component:Orthophosphate as P
Standard:External Fit Type:Quadratic
Origin:Ignore Calibration:Area
r^2=0.999931
Amt=-3.408274e-010*Resp²+
8.704931e-003*Resp+-54.69

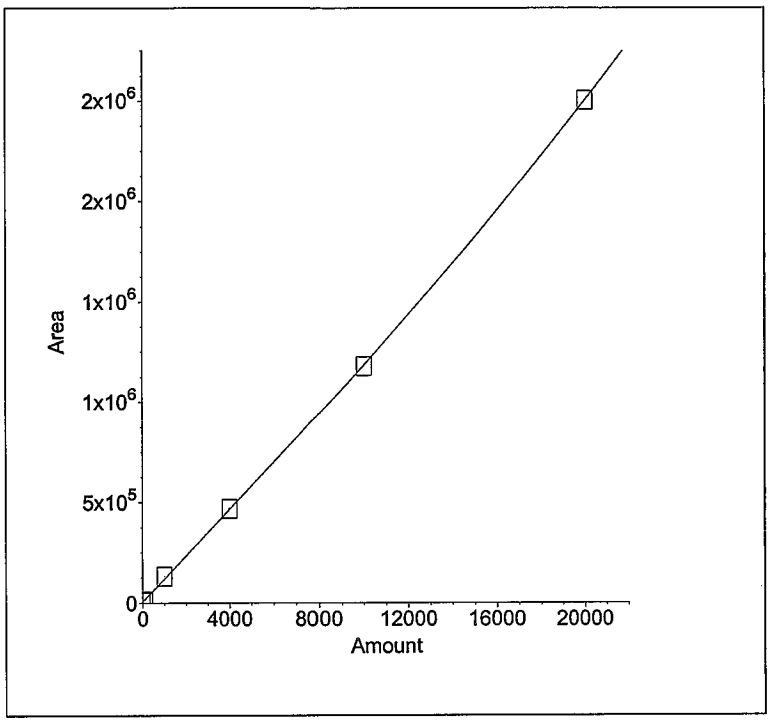

7. Component:Sulfate
Standard:External Fit Type:Quadratic
Origin:Ignore Calibration:Area
r^2=0.999925
Amt=-1.465179e-010*Resp²+
9.940946e-003*Resp+357.5

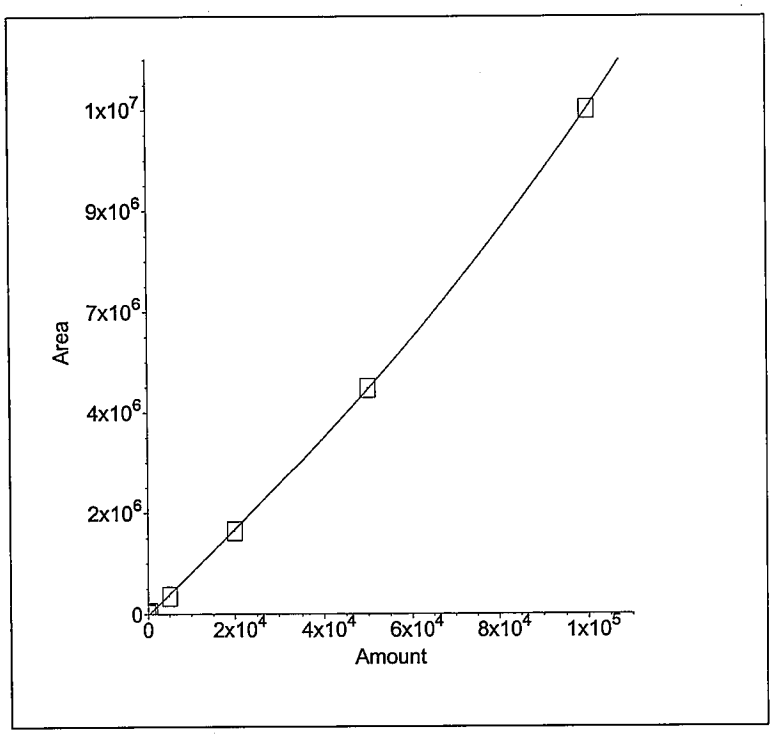

8. Component:Nitrate/Nitrite as N
Standard:External Fit Type:
Origin:Ignore Calibration:Area

(No Levels Component)

Method Information : Select Module(s)

System Name : DX120
System Number : 1
Method Type : Ion Chromatography
Column : AS14 4-MM
Analyst : SJL
Comment : Flow rate = 1.2 mL/min,
Eluent = 3.5mM Na2CO3 / 1.0 mM NaHCO3

DX-120 Timed Events

Module Name :
Module Serial Number :
System Mode : Column
Column : A
Pump : On
SRS / Cell : On
Eluent Pressure : On
Pressure Unit : psi
TTL 1 Label : TTL 1
TTL 2 Label : TTL 2
Comment :

Time	Offset	Valve	TTL1	TTL2	AC	Collect
Init	*	Load	Low	Low	Off	
0.00		Load	Low	Low	Off	Begin
0.01		Inject	Low	Low	Off	
0.40		Load	Low	Low	Off	
10.80		Load	High	Low	Off	
10.90		Load	Low	Low	Off	

DX-120 Detector Parameters

Detector Type : DX-120
Data collection time (minutes) : 13.00
Data Collection Rate : 5.00
Real time plot scale maximum (μS) : 40.000
Real time plot scale minimum (μS) : -3.000

DX-120 Integration Parameters

Peak detection algorithm : Standard
Starting peak width (seconds) : 8.00
Peak threshold : 0.50
Peak area reject (area counts) : 800.00
Reference peak area reject (area counts) : 800.00

DX-120 Smoothing Parameters

Filter Type : No filter

DX-120 Report Data

Report Format File : C:\PeakNet\method\Default2.rpt
Print Sample Analysis : Yes
Print Calibration Update : Yes
Print Check Standard : No
System Suitability Tests :
No system suitability tests selected.

DX-120 Integration Data Events

Time	Description
0.00	Stop peak detection
0.05	Force baseline at start of all peaks
1.90	Start peak detection
2.20	Void volume treatment for this peak
3.00	Void volume treatment for this peak

DX-120 Calibration Parameters

External or internal calibration : EXTERNAL
Number of replicates for calibration : 1
Rejection : Manual
Level Weighting : Equal
Calibration standard volume : 1.00
Default sample volume : 1.00
Amount units : ug/L
Replace retention time : Yes
Update response : Yes
Default dilution factor : 1.00
Default response factor for unknown peaks : 0.00
Calculate unknowns by area or height : Area

DX-120 Component Identification Table

Component	Retention	Tolerance	Reference
Fluoride	3.12 min	5.00 %	
Chloride	4.25 min	5.00 %	
Nitrite as N	5.04 min	4.90 %	
Bromide	6.25 min	7.30 %	
Nitrate as N	7.23 min	10.00 %	
Orthophosphate as P	8.92 min	4.10 %	
Sulfate	10.47 min	4.10 %	
Nitrate/Nitrite as N	20.00 min	5.00 %	

DX-120 Component Quantitation Table

Component	Retention	Low Limit	High Limit
Fluoride	3.12 min	100	10000
Chloride	4.25 min	200	20000
Nitrite as N	5.04 min	100	10000
Bromide	6.25 min	200	20000
Nitrate as N	7.23 min	200	20000
Orthophosphate as P	8.92 min	300	20000
Sulfate	10.47 min	500	100000
Nitrate/Nitrite as N	20.00 min	0	0

DX-120 Component Calibration Table

Component	Retention Time	Curve Fit	Origin	Cal. by	Response Component	Relative Factor
Fluoride	3.12 min	Quadratic	Ignore	Area		0.00
Chloride	4.25 min	Quadratic	Ignore	Area		0.00
Nitrite as N	5.04 min	Quadratic	Ignore	Area		0.00
Bromide	6.25 min	Quadratic	Ignore	Area		0.00
Nitrate as N	7.23 min	Quadratic	Ignore	Area		0.00
Orthophosphate as P	8.92 min	Quadratic	Ignore	Area		0.00
Sulfate	10.47 min	Quadratic	Ignore	Area		0.00
Nitrate/Nitrite as N	20.00 min	—	Ignore	Area	Fluoride	0.00

DX-120 Component = Fluoride Levels Table

Retention Time : 3.12 min
Amount units : ug/L
Replicate unit type : Area
Number of levels : 6
Number of replicates : 1

Level	Amount	Replicate 1
1	50.00	5459.3
2	500.00	64007.4
3	2000.00	301449
4	5000.00	818410
5	10000.00	1.76114e+006
6	0.00	1020.6

DX-120 Component = Chloride Levels Table

Retention Time : 4.25 min
Amount units : ug/L
Replicate unit type : Area
Number of levels : 6
Number of replicates : 1

Level	Amount	Replicate 1
1	100.00	17567.8
2	1000.00	120860
3	4000.00	511326
4	10000.00	1.35363e+006
5	20000.00	2.96275e+006
6	0.00	1435.4

DX-120 Component = Nitrite as N Levels Table

Retention Time : 5.04 min
Amount units : ug/L
Replicate unit type : Area
Number of levels : 6
Number of replicates : 1

Level	Amount	Replicate 1
1	50.00	8652.5
2	500.00	128555
3	2000.00	533409
4	5000.00	1.37801e+006
5	10000.00	2.95359e+006
6	0.00	0

DX-120 Component = Bromide Levels Table

Retention Time : 6.25 min
Amount units : ug/L
Replicate unit type : Area
Number of levels : 6
Number of replicates : 1

Level	Amount	Replicate 1
1	100.00	5265.1
2	1000.00	51706.5
3	4000.00	209678
4	10000.00	539609
5	20000.00	1.1295e+006
6	0.00	0

DX-120 Component = Nitrate as N Levels Table

Retention Time : 7.23 min
Amount units : ug/L
Replicate unit type : Area
Number of levels : 6
Number of replicates : 1

Level	Amount	Replicate 1
1	100.00	34614
2	1000.00	314492
3	4000.00	1.34385e+006
4	10000.00	3.65859e+006
5	20000.00	8.19771e+006
6	0.00	3589.6

DX-120 Component = Orthophosphate as P Levels Table

Retention Time : 8.92 min
Amount units : ug/L
Replicate unit type : Area
Number of levels : 6
Number of replicates : 1

Level	Amount	Replicate 1
1	100.00	9180.5
2	1000.00	134362
3	4000.00	478617
4	10000.00	1.20743e+006
5	20000.00	2.56163e+006
6	0.00	2352.5

DX-120 Component = Sulfate Levels Table

Retention Time : 10.47 min
Amount units : ug/L
Replicate unit type : Area
Number of levels : 6
Number of replicates : 1

Level	Amount	Replicate 1
1	500.00	36383.6
2	5000.00	425482
3	20000.00	1.99764e+006
4	50000.00	5.45926e+006
5	100000.00	1.22203e+007
6	0.00	1242.3

DX-120 Component = Nitrate/Nitrite as N Levels Table

Retention Time : 20.00 min
Amount units : ug/L
Replicate unit type : Area
Number of levels : 0
Number of replicates : 1

DX-120 XY Data Parameters

Calibration Update Report

Sample Name : 5X STD
Data File Name : c:\peaknet\data\080818\080818_001.DXD

Method File Name : C:\PEAKNET\METHOD\080818.met
Schedule File Name : c:\peaknet\schedule\080818.sch
Date Time Acquired : 8/18/08 10:12:50 AM
Calibration Date : 8/18/08 11:34:26 AM

System Operator : WETCHEM
Datafile Updated : 8/18/08 10:25:52 AM
Method Comment : Flow rate = 1.2 mL/min, Eluent = ...

Peak Information : All Components

Peak #	Analyte	Retention Time (min.)	Concentration (ug/L)	Peak Area
2	Fluoride	3.12	10000	1761138
3	Chloride	4.25	20000	2962752
4	Nitrite as N	5.05	10000	2953590
5	Bromide	6.23	20000	1129503
6	Nitrate as N	7.13	20000	8197709
7	Orthophosphate as P	8.88	20000	2561630
8	Sulfate	10.41	100000	12220272
	Nitrate/Nitrite as N			

Calibration Update Report

Sample Name : 5X STD
Data File Name : c:\peaknet\data\080818\080818_001.DXD

Method File Name : C:\PEAKNET\METHOD\080818.met	System Operator : WETCHEM
Schedule File Name : c:\peaknet\schedule\080818.sch	Datafile Updated : 8/18/08 10:25:52 AM
Date Time Acquired : 8/18/08 10:12:50 AM	Method Comment : Flow rate = 1.2 mL/min, Eluent = ...
Calibration Date : 8/18/08 11:34:26 AM	

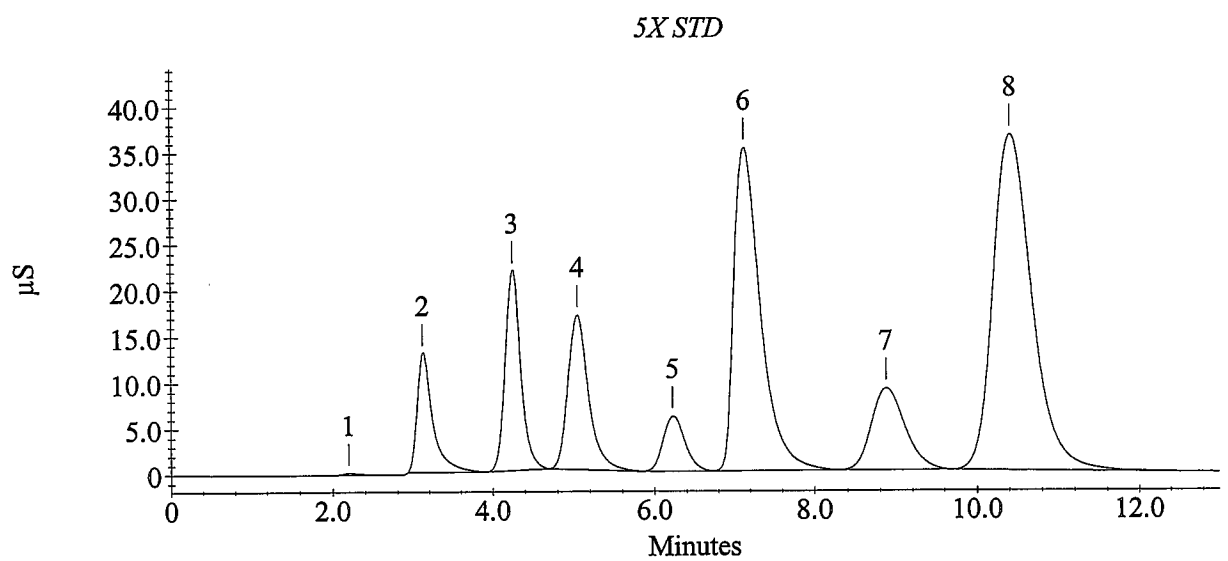

Calibration Update Report

Sample Name : 10X STD
Data File Name : c:\peaknet\data\080818\080818_002.DXD

Method File Name : C:\PEAKNET\METHOD\080818.met
Schedule File Name : c:\peaknet\schedule\080818.sch
Date Time Acquired : 8/18/08 10:25:55 AM
Calibration Date : 8/18/08 11:34:26 AM

System Operator : WETCHEM
Datafile Updated : 8/18/08 10:39:00 AM
Method Comment : Flow rate = 1.2 mL/min, Eluent = ...

Peak Information : All Components

Peak #	Analyte	Retention Time (min.)	Concentration (ug/L)	Peak Area
2	Fluoride	3.13	5000	818410
3	Chloride	4.25	10000	1353630
4	Nitrite as N	5.05	5000	1378015
5	Bromide	6.25	10000	539609
6	Nitrate as N	7.19	10000	3658592
7	Orthophosphate as P	8.91	10000	1207432
8	Sulfate	10.45	50000	5459263
	Nitrate/Nitrite as N			

Calibration Update Report

Sample Name : 10X STD
Data File Name : c:\peaknet\data\080818\080818_002.DXD

Method File Name : C:\PEAKNET\METHOD\080818.met	System Operator : WETCHEM
Schedule File Name : c:\peaknet\schedule\080818.sch	Datafile Updated : 8/18/08 10:39:00 AM
Date Time Acquired : 8/18/08 10:25:55 AM	Method Comment : Flow rate = 1.2 mL/min, Eluent = ...
Calibration Date : 8/18/08 11:34:26 AM	

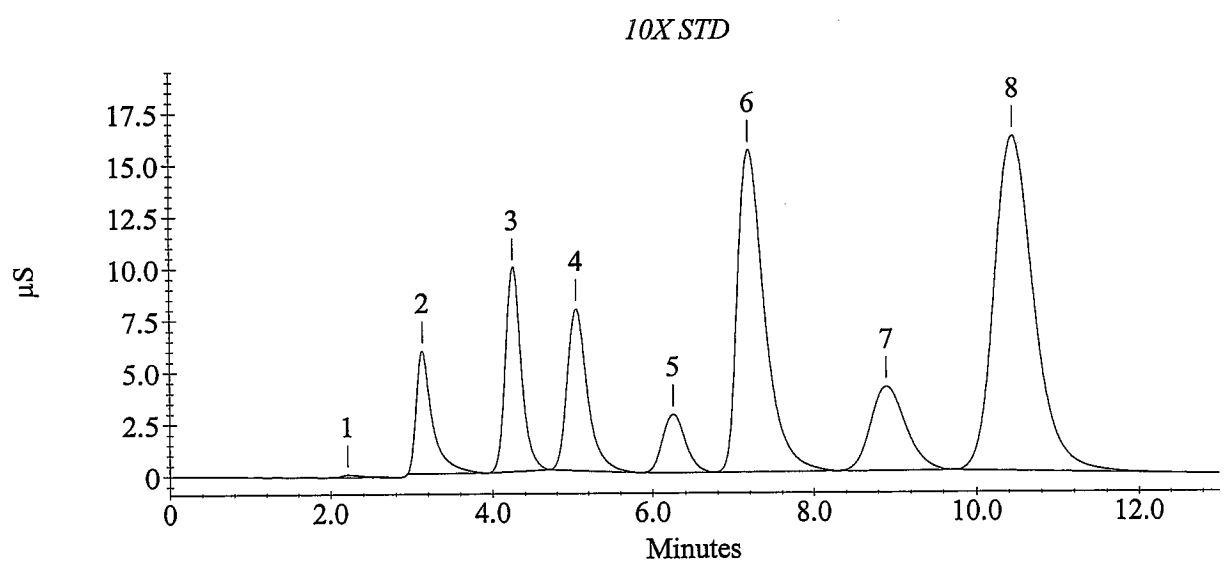

Calibration Update Report

Sample Name : 25X STD
Data File Name : c:\peaknet\data\080818\080818_003.DXD

Method File Name : C:\PEAKNET\METHOD\080818.met
Schedule File Name : c:\peaknet\schedule\080818.sch
Date Time Acquired : 8/18/08 10:39:02 AM
Calibration Date : 8/18/08 11:34:26 AM

System Operator : WETCHEM
Datafile Updated : 8/18/08 10:52:08 AM
Method Comment : Flow rate = 1.2 mL/min, Eluent = ...

Peak Information : All Components

Peak #	Analyte	Retention Time (min.)	Concentration (ug/L)	Peak Area
2	Fluoride	3.12	2000	301449
3	Chloride	4.25	4000	511326
4	Nitrite as N	5.04	2000	533409
5	Bromide	6.25	4000	209678
6	Nitrate as N	7.23	4000	1343854
7	Orthophosphate as P	8.92	4000	478617
8	Sulfate	10.47	20000	1997639
	Nitrate/Nitrite as N			

Calibration Update Report

Sample Name : 25X STD
Data File Name : c:\peaknet\data\080818\080818_003.DXD

Method File Name : C:\PEAKNET\METHOD\080818.met	System Operator : WETCHEM
Schedule File Name : c:\peaknet\schedule\080818.sch	Datafile Updated : 8/18/08 10:52:08 AM
Date Time Acquired : 8/18/08 10:39:02 AM	Method Comment : Flow rate = 1.2 mL/min, Eluent = ...
Calibration Date : 8/18/08 11:34:26 AM	

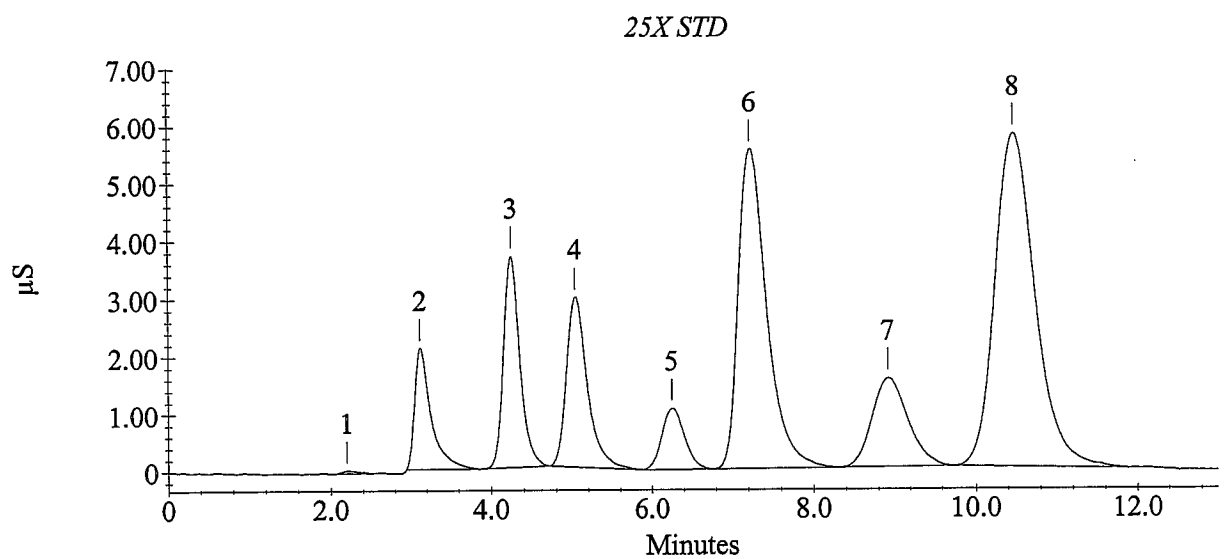

Calibration Update Report

Sample Name : 100X STD
Data File Name : c:\peaknet\data\080818\080818_004.DXD

Method File Name : C:\PEAKNET\METHOD\080818.met
Schedule File Name : c:\peaknet\schedule\080818.sch
Date Time Acquired : 8/18/08 10:52:10 AM
Calibration Date : 8/18/08 11:34:26 AM

System Operator : WETCHEM
Datafile Updated : 8/18/08 11:05:15 AM
Method Comment : Flow rate = 1.2 mL/min, Eluent = ...

Peak Information : All Components

Peak #	Analyte	Retention Time (min.)	Concentration (ug/L)	Peak Area
2	Fluoride	3.12	500	64007
3	Chloride	4.24	1000	120860
4	Nitrite as N	5.04	500	128555
5	Bromide	6.24	1000	51706
6	Nitrate as N	7.25	1000	314492
7	Orthophosphate as P	8.96	1000	134362
8	Sulfate	10.48	5000	425482
	Nitrate/Nitrite as N			

Calibration Update Report

Sample Name : 100X STD
Data File Name : c:\peaknet\data\080818\080818_004.DXD

Method File Name : C:\PEAKNET\METHOD\080818.met	System Operator : WETCHEM
Schedule File Name : c:\peaknet\schedule\080818.sch	Datafile Updated : 8/18/08 11:05:15 AM
Date Time Acquired : 8/18/08 10:52:10 AM	Method Comment : Flow rate = 1.2 mL/min, Eluent = ...
Calibration Date : 8/18/08 11:34:26 AM	

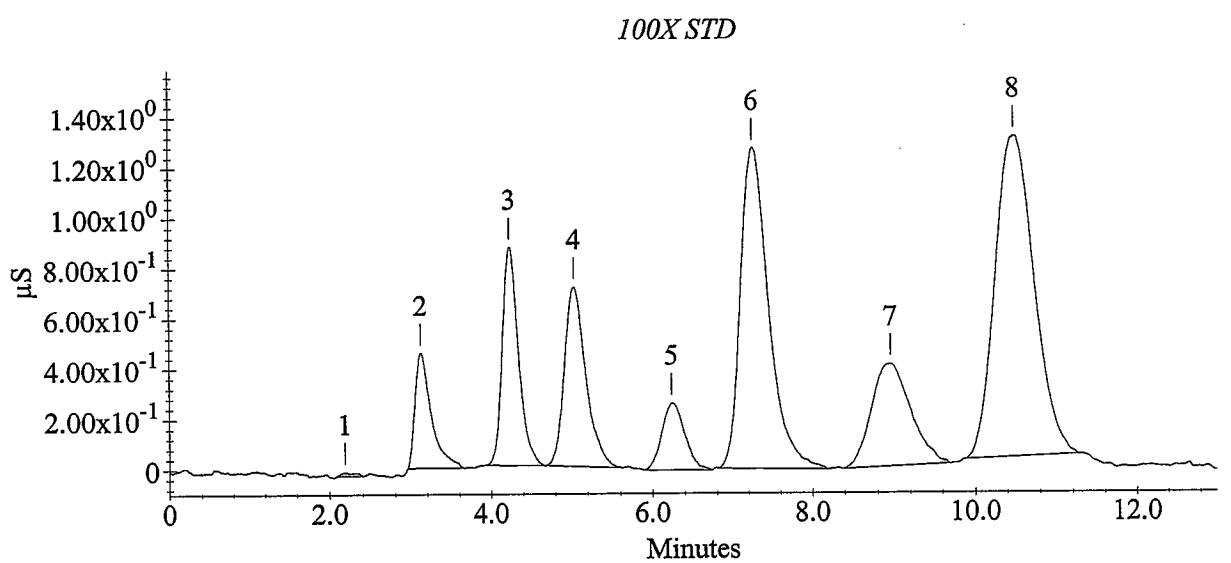

Calibration Update Report

Sample Name : 1000X STD
Data File Name : c:\peaknet\data\080818\080818_005.DXD

Method File Name : C:\PEAKNET\METHOD\080818.met
Schedule File Name : c:\peaknet\schedule\080818.sch
Date Time Acquired : 8/18/08 11:05:17 AM
Calibration Date : 8/18/08 11:34:26 AM

System Operator : WETCHEM
Datafile Updated : 8/18/08 11:18:23 AM
Method Comment : Flow rate = 1.2 mL/min, Eluent = ...

Peak Information : All Components

Peak #	Analyte	Retention Time (min.)	Concentration (ug/L)	Peak Area
1	Fluoride	3.13	50	5459
2	Chloride	4.24	100	17568
4	Nitrite as N	5.01	50	8653
6	Bromide	6.24	100	5265
7	Nitrate as N	7.25	100	34614
8	Orthophosphate as P	9.04	100	9181
10	Sulfate	10.53	500	36384
	Nitrate/Nitrite as N			

Calibration Update Report

Sample Name : 1000X STD
Data File Name : c:\peaknet\data\080818\080818_005.DXD

Method File Name : C:\PEAKNET\METHOD\080818.met	System Operator : WETCHEM
Schedule File Name : c:\peaknet\schedule\080818.sch	Datafile Updated : 8/18/08 11:18:23 AM
Date Time Acquired : 8/18/08 11:05:17 AM	Method Comment : Flow rate = 1.2 mL/min, Eluent = ...
Calibration Date : 8/18/08 11:34:26 AM	

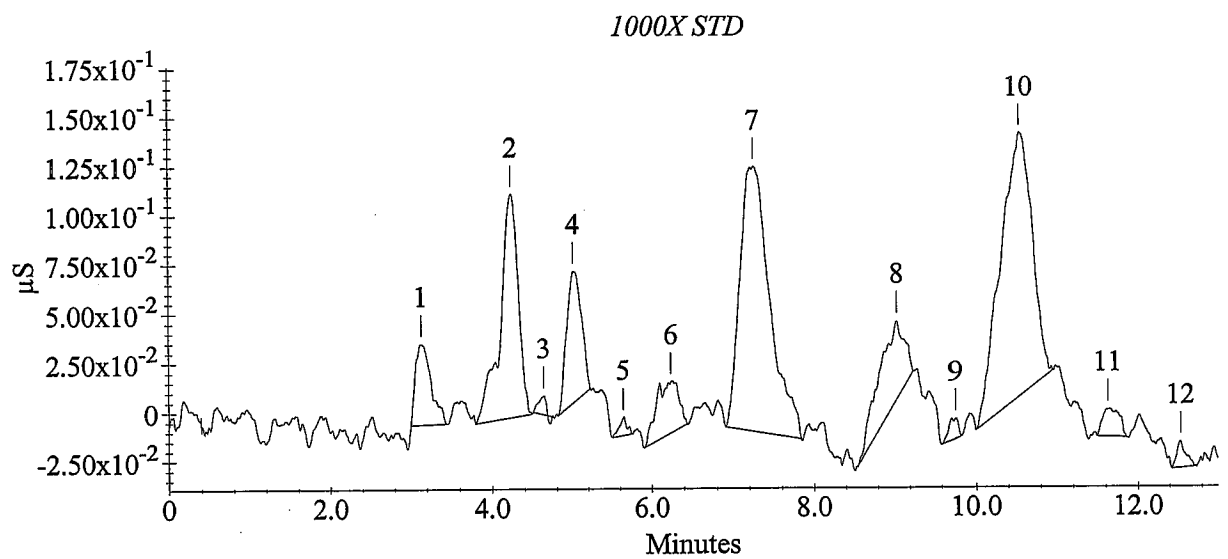

Calibration Update Report

Sample Name : 0 STD
Data File Name : c:\peaknet\data\080818\080818_006.DXD

Method File Name : C:\PEAKNET\METHOD\080818.met
Schedule File Name : c:\peaknet\schedule\080818.sch
Date Time Acquired : 8/18/08 11:18:25 AM
Calibration Date : 8/18/08 11:34:26 AM

System Operator : WETCHEM
Datafile Updated : 8/18/08 11:31:31 AM
Method Comment : Flow rate = 1.2 mL/min, Eluent = ...

Peak Information : All Components

Peak #	Analyte	Retention Time (min.)	Concentration (ug/L)	Peak Area
3	Fluoride	3.15	0	1021
5	Chloride	4.24	0	1435
	Nitrite as N			
	Bromide			
7	Nitrate as N	7.65	0	3590
9	Orthophosphate as P	8.97	0	2352
11	Sulfate	10.52	0	1242
	Nitrate/Nitrite as N			

Calibration Update Report

Sample Name : 0 STD
Data File Name : c:\peaknet\data\080818\080818_006.DXD

Method File Name : C:\PEAKNET\METHOD\080818.met	System Operator : WETCHEM
Schedule File Name : c:\peaknet\schedule\080818.sch	Datafile Updated : 8/18/08 11:31:31 AM
Date Time Acquired : 8/18/08 11:18:25 AM	Method Comment : Flow rate = 1.2 mL/min, Eluent = ...
Calibration Date : 8/18/08 11:34:26 AM	

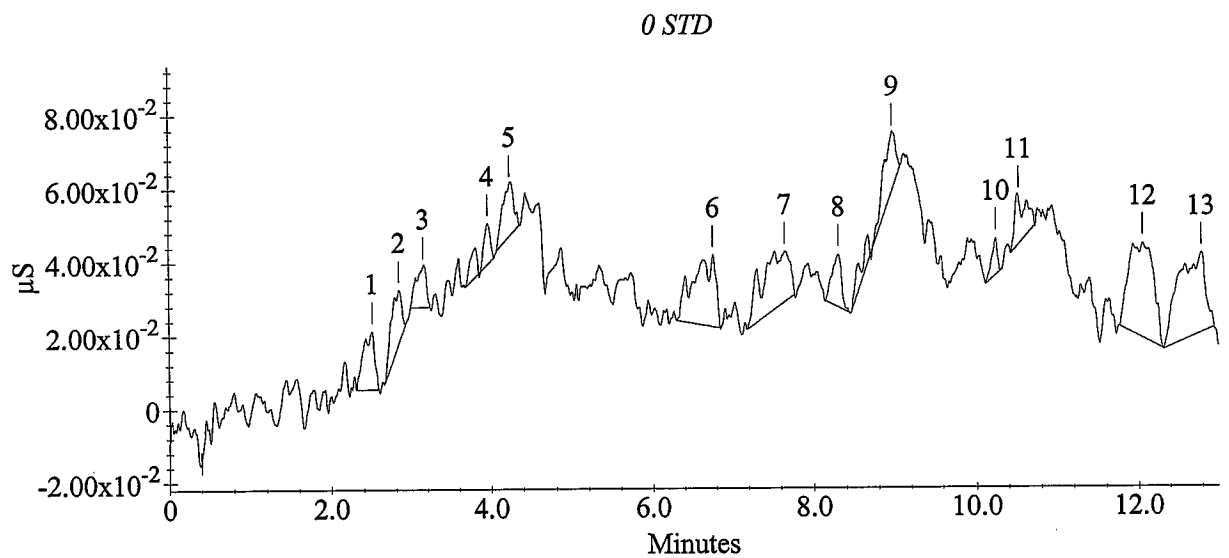

080818V

DAILY VERIFICATION FOR ION CHROMATOGRAPH
(Used internally for comparative check purposes)

JBM
8/19/08

Analysis Date: 08/18/08
Analyst Name: EAL
Filename for CV: 080818/080818_007.DXD
Calibration Date: 08/18/08
Method ID: 080818.met
Updated Method date: NA

Calibration Equation Verification

Analyte	calibration type:	1st regression coefficient	2nd regression coefficient	intercept	A conc reported by PeakNet ug/L	observed peak area	B conc calc by spread-sheet ug/L	A/B *100 agreement %
Cl	quad. incl. 0,0	-4.081790E-10	7.957583E-03	2.302	5073.9	659652	5073.9	100.0

Retention Time (RT) Verification

Analyte	RT at calibration	RT in updated method (1st ICV or CCV)	deviation % (calibration vs. update) 10% tolerance	window width tolerance (NA)
F	3.12	3.11	0.3	5.00 %
Cl	4.25	4.21	0.9	5.00 %
NO2-N	5.04	5.00	0.8	4.90 %
Br	6.25	6.17	1.3	7.30 %
NO3-N	7.23	7.12	1.5	10.00%
PO4-P	8.92	8.87	0.6	4.10 %
SO4	10.47	10.40	0.7	4.10 %

Sample Analysis Report

Sample Name : ICV
Data File Name : c:\peaknet\data\080818\080818_007.DXD

Method File Name : C:\PEAKNET\METHOD\080818.met
Date, Time Analyzed : 8/18/08 11:31:33 AM
System Operator : WETCHEM
Calibration Updated : 8/18/08 11:36:14 AM

Current Date : 8/18/08
Current Time : 11:54:02 AM
Datafile Updated : 8/18/08 11:44:34 AM
Method Comment : Flow rate = 1.2 mL/min, Eluent = ...

Peak Information : All Components

Peak Number	Analyte	Retention Time (min.)	Concentration (ug/L)	Limit Exceeded	Peak Area
2	Fluoride	3.11	2560.8		400204
3	Chloride	4.21	5073.9		659652
4	Nitrite as N	5.00	2015.7		535524
5	Bromide	6.17	4956.2		261585
6	Nitrate as N	7.12	4946.7		1713675
7	Orthophosphate as P	8.87	5069.4		602878
8	Sulfate	10.40	25529.1		2634406
	Nitrate/Nitrite as N				

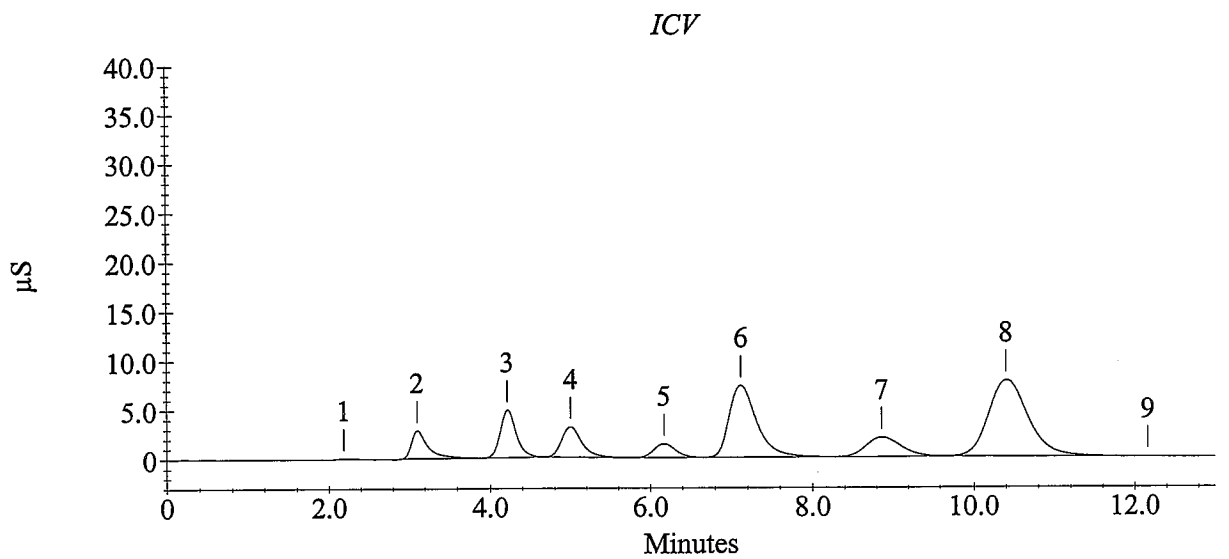

Sample Analysis Report

Sample Name : ICB
Data File Name : c:\peaknet\data\080818\080818_008.DXD

Method File Name : c:\peaknet\method\080818.met
Date, Time Analyzed : 8/18/08 11:44:35 AM
System Operator : WETCHEM
Calibration Updated : 8/18/08 11:36:14 AM

Current Date : 8/18/08
Current Time : 11:57:40 AM
Datafile Updated : 8/18/08 11:57:40 AM
Method Comment : Flow rate = 1.2 mL/min, Eluent = ...

Peak Information : All Components

Peak Number	Analyte	Retention Time (min.)	Concentration (ug/L)	Limit Exceeded	Peak Area
1		2.52	0.0		805
3	Chloride	4.27	20.8	-	2320
4	Nitrite as N	4.99	16.0	-	999
	Bromide				
5	Nitrate as N	7.09	36.0	-	1625
6	Orthophosphate as P	8.88	-29.9	-	2849
7	Sulfate	10.51	373.3	-	1585
	Nitrate/Nitrite as N				

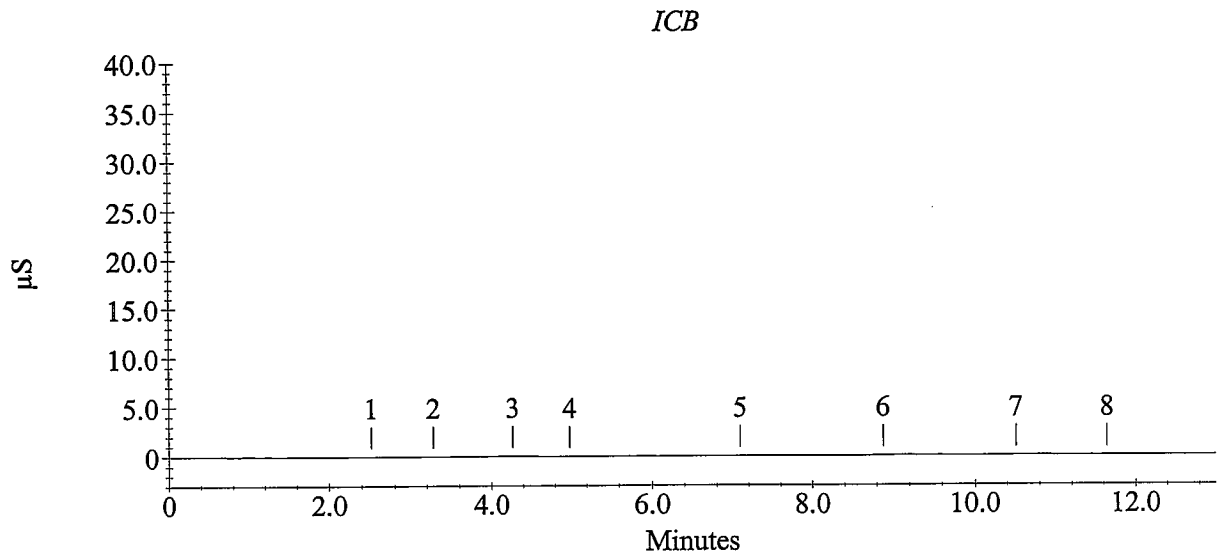

Schedule File: C:\PeakNet\schedule\080910.sch

Line	Sample	Sample Type	Method	Data File	Comment
1	5X STD	Calibration	080818.met	c:\peaknet\data\080818\080818_001.dxd	
2	10X STD	Calibration	080818.met	c:\peaknet\data\080818\080818_002.dxd	
3	25X STD	Calibration	080818.met	c:\peaknet\data\080818\080818_003.dxd	
4	100X STD	Calibration	080818.met	c:\peaknet\data\080818\080818_004.dxd	
5	1000X STD	Calibration	080818.met	c:\peaknet\data\080818\080818_005.dxd	
6	0 STD	Calibration	080818.met	c:\peaknet\data\080818\080818_006.dxd	
7	ICV	Sample	080818.met	c:\peaknet\data\080818\080818_007.dxd	ICV
8	ICB	Sample	080818.met	c:\peaknet\data\080818\080818_008.dxd	ICB
9	CCV	Sample	080818.met	c:\peaknet\data\080910\080910_009.dxd	CCV
10	CCB	Sample	080818.met	c:\peaknet\data\080910\080910_010.dxd	CCB
11	IC080910-1MB	Sample	080818.met	c:\peaknet\data\080910\080910_011.dxd	WATER
12	IC080910-1LCS	Sample	080818.met	c:\peaknet\data\080910\080910_012.dxd	WATER
13	0809060-1	Sample	080818.met	c:\peaknet\data\080910\080910_013.dxd	F,CL,NO2,BR,NO3,SO4-300.0
14	0809060-1MS	Sample	080818.met	c:\peaknet\data\080910\080910_014.dxd	F,CL,NO2,BR,NO3,SO4-300.0
15	0809060-1MSD	Sample	080818.met	c:\peaknet\data\080910\080910_015.dxd	F,CL,NO2,BR,NO3,SO4-300.0
16	0809060-2	Sample	080818.met	c:\peaknet\data\080910\080910_016.dxd	F,CL,NO2,BR,NO3,SO4-300.0
17	0809060-3	Sample	080818.met	c:\peaknet\data\080910\080910_017.dxd	F,CL,NO2,BR,NO3,SO4-300.0
18	0809060-4	Sample	080818.met	c:\peaknet\data\080910\080910_018.dxd	F,CL,NO2,BR,NO3,SO4-300.0
19	0809060-6	Sample	080818.met	c:\peaknet\data\080910\080910_019.dxd	F,CL,NO2,BR,NO3,SO4-300.0
20	0809060-7	Sample	080818.met	c:\peaknet\data\080910\080910_020.dxd	F,CL,NO2,BR,NO3,SO4-300.0
21	CCV	Sample	080818.met	c:\peaknet\data\080910\080910_021.dxd	CCV
22	CCB	Sample	080818.met	c:\peaknet\data\080910\080910_022.dxd	CCB
23	0809060-8	Sample	080818.met	c:\peaknet\data\080910\080910_023.dxd	F,CL,NO2,BR,NO3,SO4-300.0
24	~~080960~~-6 10X 0809060	Sample	080818.met	c:\peaknet\data\080910\080910_024.dxd	~~F,CL,NO2,BR,NO3,SO4~~-300.0
25	0809060-7 20X	Sample	080818.met	c:\peaknet\data\080910\080910_025.dxd	~~F,CL,NO2,BR,NO3,SO4~~-300.0
26	0809060-8 20X	Sample	080818.met	c:\peaknet\data\080910\080910_026.dxd	~~F,CL,NO2,BR,NO3~~,SO4-300.0
27	0808201-39 20X	Sample	080818.met	c:\peaknet\data\080910\080910_027.dxd	CL-9056
28	0808201-40 20X	Sample	080818.met	c:\peaknet\data\080910\080910_028.dxd	CL-9056
29	0808201-41 20X	Sample	080818.met	c:\peaknet\data\080910\080910_029.dxd	CL-9056
30	0808244-1 200X	Sample	080818.met	c:\peaknet\data\080910\080910_030.dxd	CL-300.0
31	CCV	Sample	080818.met	c:\peaknet\data\080910\080910_031.dxd	CCV
32	CCB	Sample	080818.met	c:\peaknet\data\080910\080910_032.dxd	CCB
33	STOP.MET	Sample	stop.met		

mq 9/11/08

Default Method Path: C:\PEAKNET\METHOD
Default Data Path: C:\PEAKNET\DATA\080414
Comment:
BatchDx created schedule. Analyst: 9/10/08

JBM 9/11/08

Instrument #1: DIONEX DX-120. ID Serial Number: 99060762
Analytical Column: Dionex IonPac AS14 S/N 022150
Methods: EPA 300.0 and SW9056. Paragon SOP 1113
Eluent: Made daily, 10mL of Eluent Concentrate ID: RG080610-2 to 1000mL of DI water.

	Final	ID		Aliq
cal std level 1 (1000x)	10.00	ST080722-8,	ST080623-5	0.01
cal std level 2 (100x)	5.00	"	"	0.05
cal std level 3 (25x)	5.00	"	"	0.20
cal std level 4 (10x)	5.00	"	"	0.50
cal std level 5 (5x)	5.00	"	"	1.00
CCV	5.00	ST080722-8,	ST080825-5	0.50
ICV	5.00	ST080225-1		0.25
		ST080623-4		0.05
LCS(aq)	5.00	ST080225-1		0.25
		ST080825-4		0.05
MS/MSD (waters)	5.00	ST080219-9		0.05
		ST080825-3		0.05

Dilutions Table: All to 5mL Final Volume
10X 0.5mL
20X 0.25mL
25X 0.2mL
50X 0.1mL
100X 0.05mL
200X 0.025mL
500X 0.01mL

080910V

DAILY VERIFICATION FOR ION CHROMATOGRAPH
(Used internally for comparative check purposes)

JBM 9/11/08

Analysis Date: 09/10/08
Analyst Name: EAL
Filename for CV: 080910/080910_009.DXD
Calibration Date: 08/18/08
Method ID: 080818.met
Updated Method date: NA

Calibration Equation Verification

Analyte	calibration type:	1st regression coefficient	2nd regression coefficient	intercept	A conc reported by PeakNet ug/L	observed peak area	B conc calc by spread-sheet ug/L	A/B *100 agreement %
Cl	quad. incl. 0,0	-4.081790E-10	7.957583E-03	2.302	10121.8	1367622	10121.8	100.0

Retention Time (RT) Verification

Analyte	RT at calibration	RT in updated method (1st ICV or CCV)	deviation % (calibration vs. update) 10% tolerance	window width tolerance (NA)
F	3.12	3.11	0.3	5.00 %
Cl	4.25	4.21	0.9	5.00 %
NO2-N	5.04	5.00	0.8	4.90 %
Br	6.25	6.17	1.3	7.30 %
NO3-N	7.23	7.12	1.5	10.00%
PO4-P	8.92	8.87	0.6	4.10 %
SO4	10.47	10.40	0.7	4.10 %

Sample Analysis Report

Sample Name : CCV
Data File Name : c:\peaknet\data\080910\080910_009.DXD

Method File Name : c:\peaknet\method\080818.met
Date, Time Analyzed : 9/10/08 11:34:13 AM
System Operator : WETCHEM
Calibration Updated : 8/18/08 11:36:14 AM

Current Date : 9/10/08
Current Time : 11:47:16 AM
Datafile Updated : 9/10/08 11:47:15 AM
Method Comment : Flow rate = 1.2 mL/min, Eluent = ...

Peak Information : All Components

Peak Number	Analyte	Retention Time (min.)	Concentration (ug/L)	Limit Exceeded	Peak Area
2	Fluoride	3.15	4988.9		810603
3	Chloride	4.31	10121.8		1367622
4	Nitrite as N	5.16	5101.2		1409141
5	Bromide	6.48	10099.7		544845
6	Nitrate as N	7.47	9624.1		3488668
7	Orthophosphate as P	8.76	8924.0		1076856
8	Sulfate	10.25	50703.4		5512349
	Nitrate/Nitrite as N				

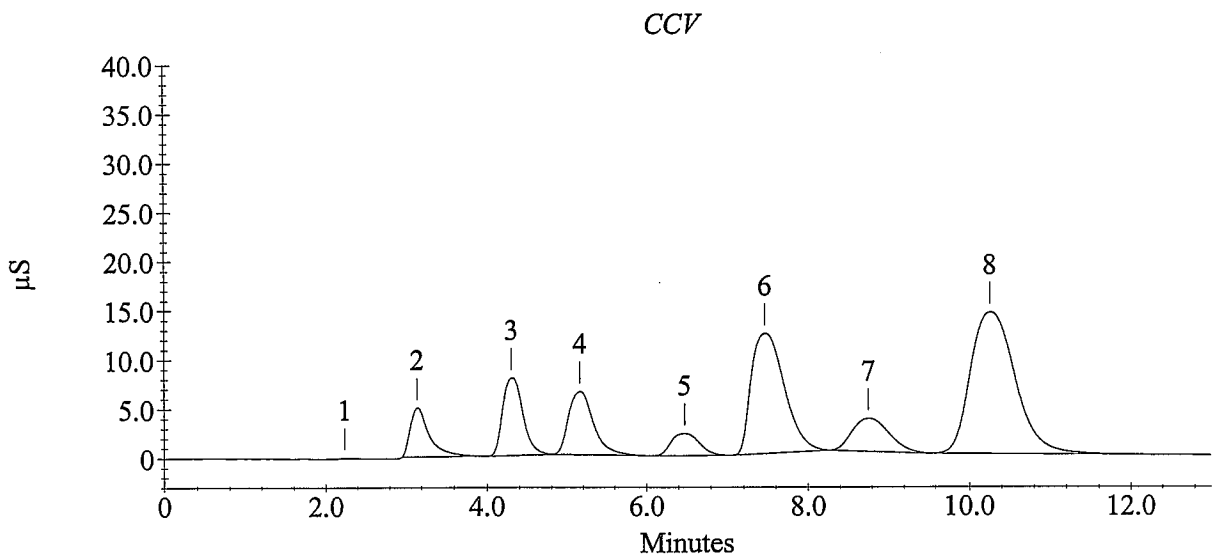

Sample Analysis Report

Sample Name : CCB
Data File Name : c:\peaknet\data\080910\080910_010.DXD

Method File Name : c:\peaknet\method\080818.met
Date, Time Analyzed : 9/10/08 11:47:18 AM
System Operator : WETCHEM
Calibration Updated : 8/18/08 11:36:14 AM

Current Date : 9/10/08
Current Time : 12:00:23 PM
Datafile Updated : 9/10/08 12:00:23 PM
Method Comment : Flow rate = 1.2 mL/min, Eluent = ...

Peak Information : All Components

Peak Number	Analyte	Retention Time (min.)	Concentration (ug/L)	Limit Exceeded	Peak Area
2	Fluoride	3.24	49.6	-	1786
	Chloride				
	Nitrite as N				
3	Bromide	6.12	74.5	-	3607
	Nitrate as N				
6	Orthophosphate as P	8.85	-47.1	-	867
10	Sulfate	10.57	387.0	-	2972
	Nitrate/Nitrite as N				

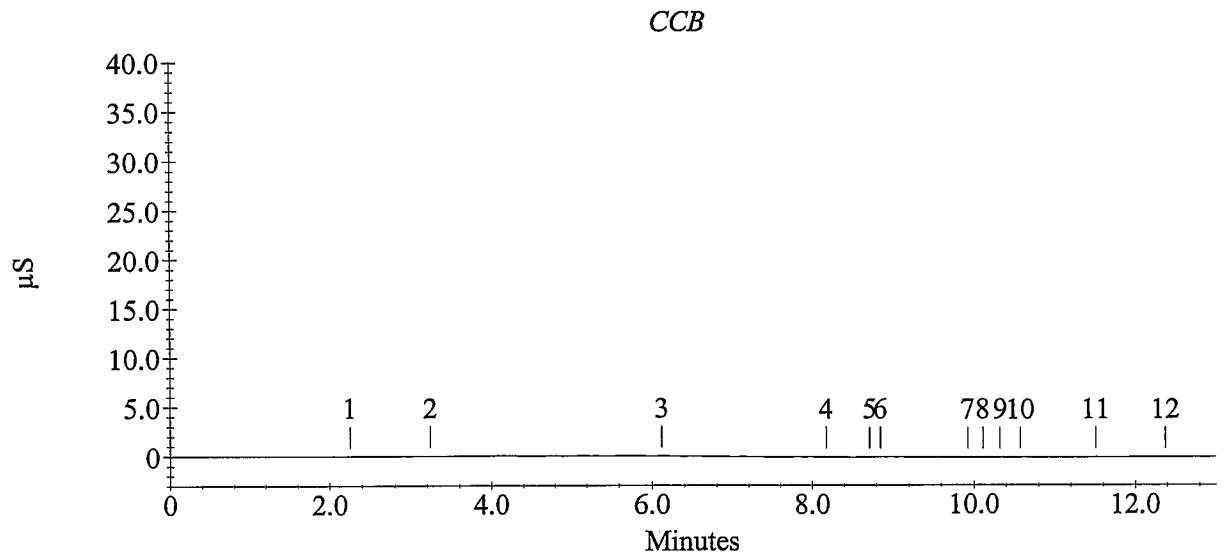

Sample Analysis Report

Sample Name : IC080910-1MB
Data File Name : c:\peaknet\data\080910\080910_011.DXD

Method File Name : c:\peaknet\method\080818.met
Date, Time Analyzed : 9/10/08 12:00:25 PM
System Operator : WETCHEM
Calibration Updated : 8/18/08 11:36:14 AM

Current Date : 9/10/08
Current Time : 12:13:30 PM
Datafile Updated : 9/10/08 12:13:30 PM
Method Comment : Flow rate = 1.2 mL/min, Eluent = ...

Peak Information : All Components

Peak Number	Analyte	Retention Time (min.)	Concentration (ug/L)	Limit Exceeded	Peak Area
1		2.55	0.0		166
3	Chloride	4.32	32.3	-	3768
	Nitrite as N				
	Bromide				
4	Nitrate as N	7.80	47.1	-	5359
5	Orthophosphate as P	8.96	-33.1	-	2478
6	Sulfate	10.41	375.4	-	1802
	Nitrate/Nitrite as N				

IC080910-1MB

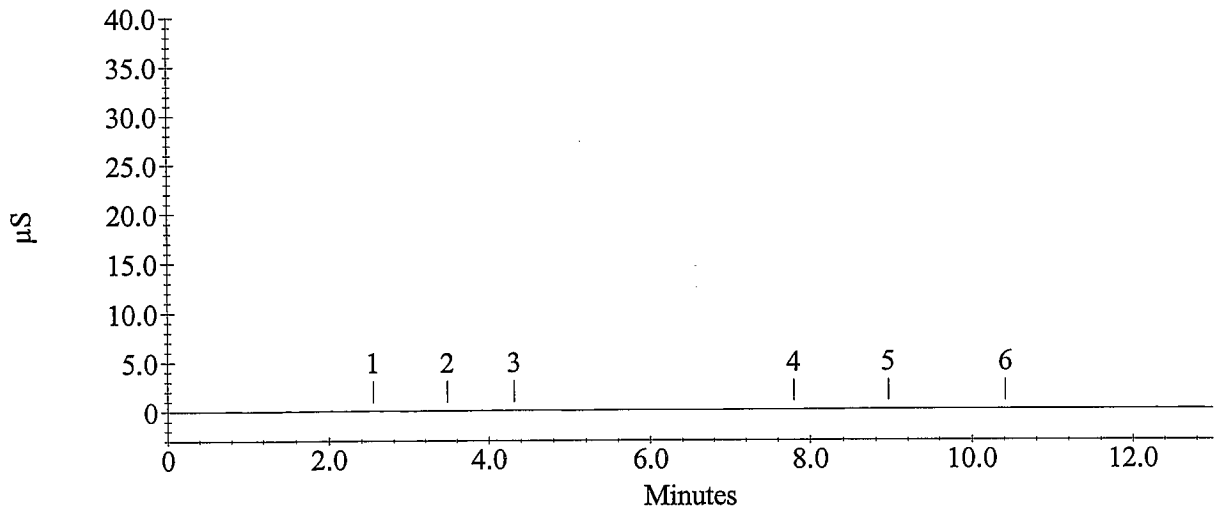

Sample Analysis Report

Sample Name : IC080910-1LCS
Data File Name : c:\peaknet\data\080910\080910_012.DXD

Method File Name : c:\peaknet\method\080818.met
Date, Time Analyzed : 9/10/08 12:13:32 PM
System Operator : WETCHEM
Calibration Updated : 8/18/08 11:36:14 AM

Current Date : 9/10/08
Current Time : 12:26:37 PM
Datafile Updated : 9/10/08 12:26:37 PM
Method Comment : Flow rate = 1.2 mL/min, Eluent = ...

Peak Information : All Components

Peak Number	Analyte	Retention Time (min.)	Concentration (ug/L)	Limit Exceeded	Peak Area
3	Fluoride	3.11	2570.7		401819
4	Chloride	4.23	5087.0		661418
5	Nitrite as N	5.03	1955.5		519103
6	Bromide	6.28	5196.9		274568
7	Nitrate as N	7.28	4932.0		1708352
8	Orthophosphate as P	8.77	4884.6		580612
9	Sulfate	10.28	25947.5		2680069
	Nitrate/Nitrite as N				

IC080910-1LCS

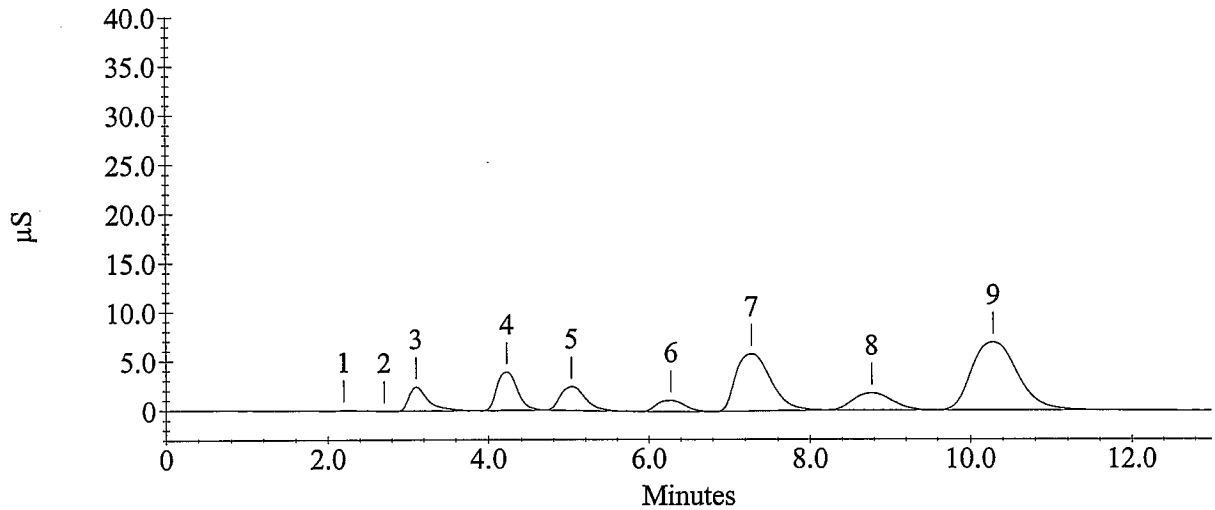

Sample Analysis Report

Sample Name : 0809060-1
Data File Name : c:\peaknet\data\080910\080910_013.DXD

Method File Name : c:\peaknet\method\080818.met
Date, Time Analyzed : 9/10/08 12:26:39 PM
System Operator : WETCHEM
Calibration Updated : 8/18/08 11:36:14 AM

Current Date : 9/10/08
Current Time : 12:39:45 PM
Datafile Updated : 9/10/08 12:39:44 PM
Method Comment : Flow rate = 1.2 mL/min, Eluent = ...

Peak Information : All Components

Peak Number	Analyte	Retention Time (min.)	Concentration (ug/L)	Limit Exceeded	Peak Area
2	Fluoride	3.15	161.1		18982
3	Chloride	4.29	6187.3		810979
4	Nitrite as N	5.08	163.3		39614
5	Bromide	6.27	112.1	-	5560
	Nitrate as N				
	Orthophosphate as P				
6	Sulfate	10.23	71108.5		8079178
	Nitrate/Nitrite as N				

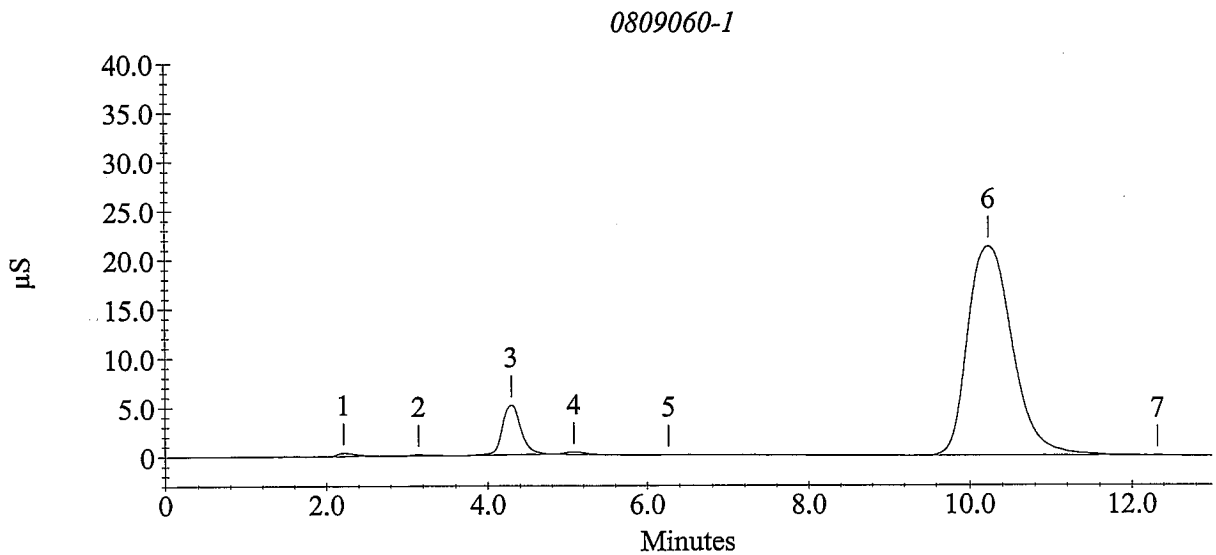

Sample Analysis Report

Sample Name : 0809060-1MS
Data File Name : c:\peaknet\data\080910\080910_014.DXD

Method File Name : c:\peaknet\method\080818.met
Date, Time Analyzed : 9/10/08 12:39:47 PM
System Operator : WETCHEM
Calibration Updated : 8/18/08 11:36:14 AM

Current Date : 9/10/08
Current Time : 12:52:52 PM
Datafile Updated : 9/10/08 12:52:52 PM
Method Comment : Flow rate = 1.2 mL/min, Eluent = ...

Peak Information : All Components

Peak Number	Analyte	Retention Time (min.)	Concentration (ug/L)	Limit Exceeded	Peak Area
2	Fluoride	3.13	2122.4		328879
3	Chloride	4.32	11286.7		1539671
4	Nitrite as N	5.12	2142.3		570151
5	Bromide	6.40	5521.1		292093
6	Nitrate as N	7.40	5008.7		1736234
7	Orthophosphate as P	8.89	1924.8		229465
8	Sulfate	10.23	90007.4		10708328
	Nitrate/Nitrite as N				

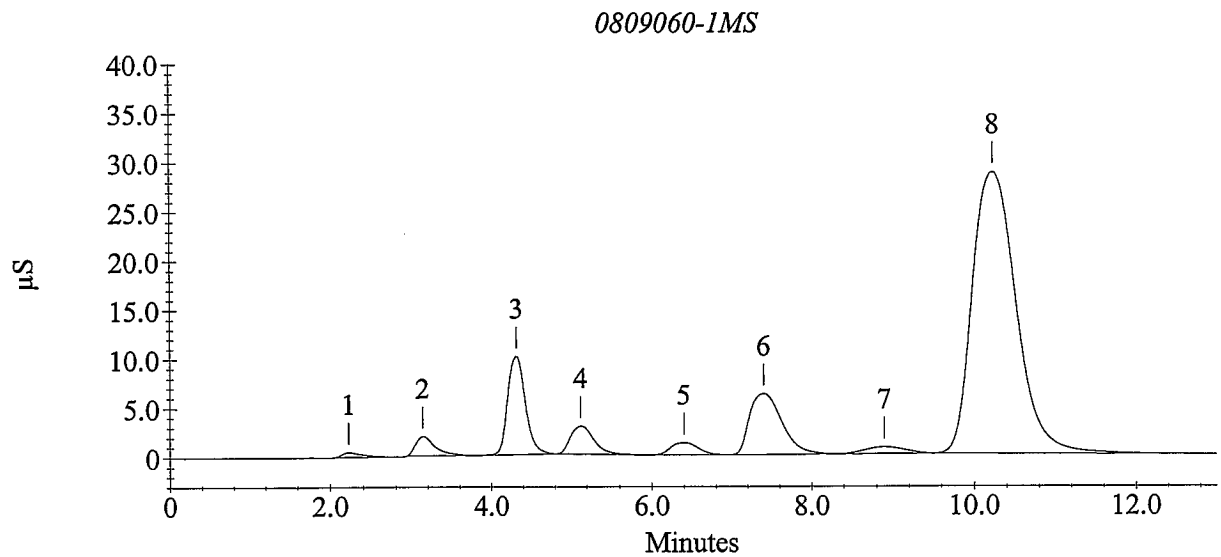

Sample Analysis Report

Sample Name : 0809060-1MSD
Data File Name : c:\peaknet\data\080910\080910_015.DXD

Method File Name : c:\peaknet\method\080818.met
Date, Time Analyzed : 9/10/08 12:52:54 PM
System Operator : WETCHEM
Calibration Updated : 8/18/08 11:36:14 AM

Current Date : 9/10/08
Current Time : 1:05:59 PM
Datafile Updated : 9/10/08 1:05:59 PM
Method Comment : Flow rate = 1.2 mL/min, Eluent = ...

Peak Information : All Components

Peak Number	Analyte	Retention Time (min.)	Concentration (ug/L)	Limit Exceeded	Peak Area
3	Fluoride	3.12	2147.8		332999
4	Chloride	4.27	11277.9		1538357
5	Nitrite as N	5.07	2140.5		569637
6	Bromide	6.33	5623.8		297657
7	Nitrate as N	7.33	5043.4		1748821
8	Orthophosphate as P	8.95	2244.9		266961
9	Sulfate	10.27	91241.9		10890496
	Nitrate/Nitrite as N				

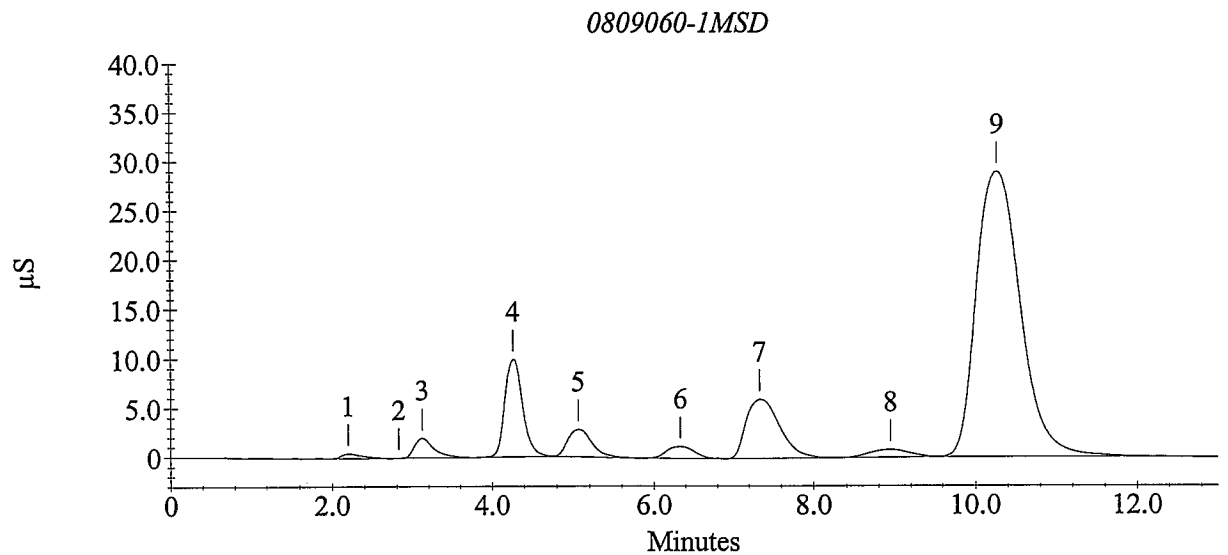

Sample Analysis Report

Sample Name : 0809060-2
Data File Name : c:\peaknet\data\080910\080910_016.DXD

Method File Name : c:\peaknet\method\080818.met
Date, Time Analyzed : 9/10/08 1:06:01 PM
System Operator : WETCHEM
Calibration Updated : 8/18/08 11:36:14 AM

Current Date : 9/10/08
Current Time : 1:19:06 PM
Datafile Updated : 9/10/08 1:19:06 PM
Method Comment : Flow rate = 1.2 mL/min, Eluent = ...

Peak Information : All Components

Peak Number	Analyte	Retention Time (min.)	Concentration (ug/L)	Limit Exceeded	Peak Area
2	Fluoride	3.15	71.8	-	5202
3	Chloride	4.31	8754.6		1170094
	Nitrite as N				
4	Bromide	6.36	102.9	-	5079
5	Nitrate as N	7.40	1433.3		475114
6	Orthophosphate as P	8.88	412.0		53723
7	Sulfate	10.24	47466.9		5126234
	Nitrate/Nitrite as N				

0809060-2

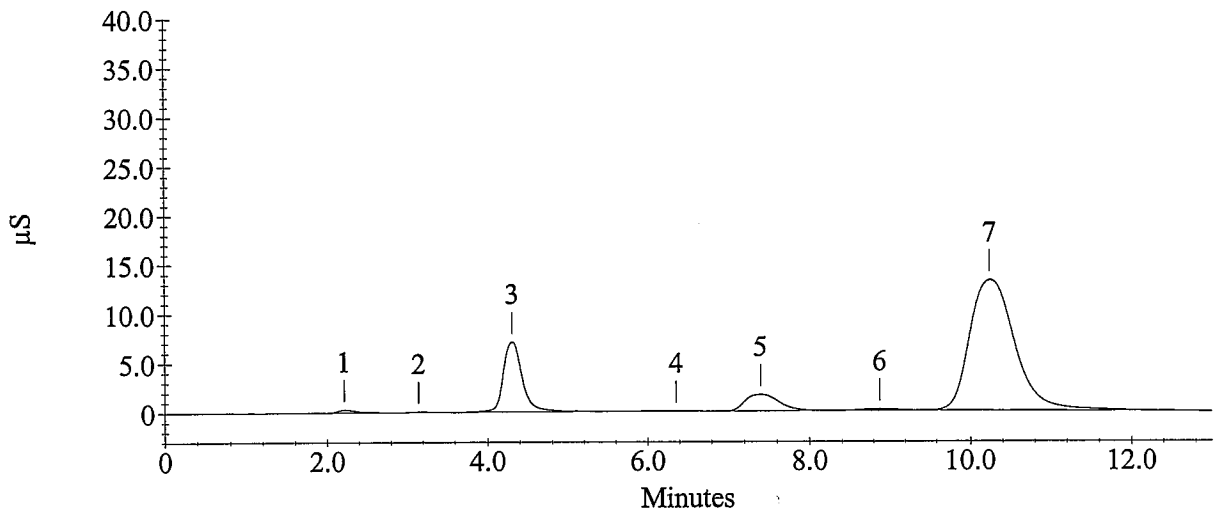

Sample Analysis Report

Sample Name : 0809060-3
Data File Name : c:\peaknet\data\080910\080910_017.DXD

Method File Name : c:\peaknet\method\080818.met
Date, Time Analyzed : 9/10/08 1:19:08 PM
System Operator : WETCHEM
Calibration Updated : 8/18/08 11:36:14 AM

Current Date : 9/10/08
Current Time : 1:32:14 PM
Datafile Updated : 9/10/08 1:32:13 PM
Method Comment : Flow rate = 1.2 mL/min, Eluent = ...

Peak Information : All Components

Peak Number	Analyte	Retention Time (min.)	Concentration (ug/L)	Limit Exceeded	Peak Area
4	Fluoride	3.16	212.4		26912
5	Chloride	4.32	11494.2		1570691
	Nitrite as N				
6	Bromide	6.33	125.8	-	6269
7	Nitrate as N	7.49	1346.1		445275
8	Orthophosphate as P	8.96	76.5	-	15077
9	Sulfate	10.29	53500.0		5850260
	Nitrate/Nitrite as N				

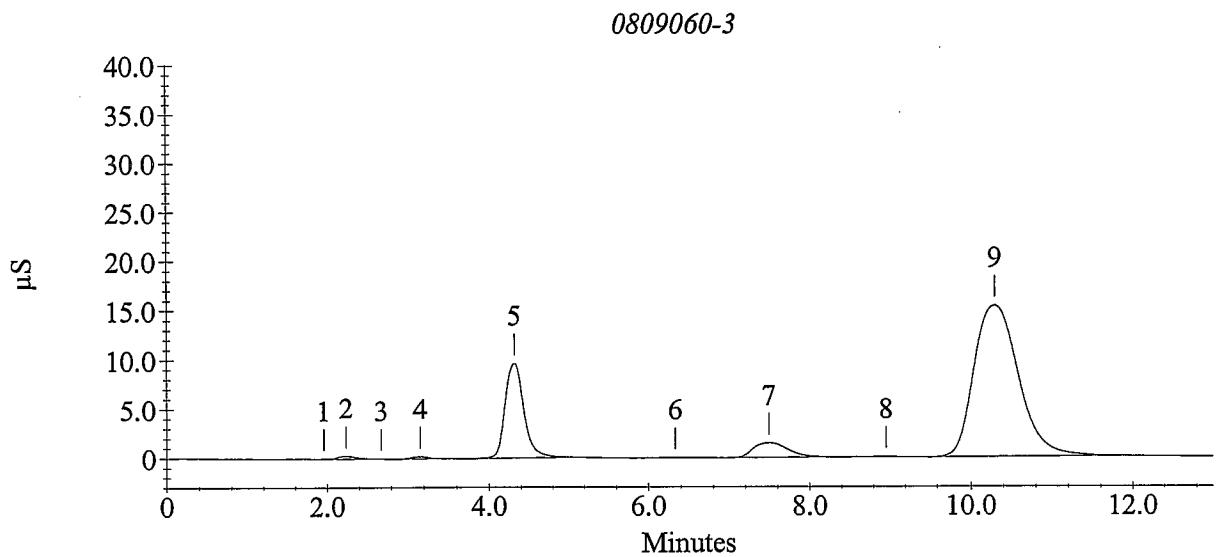

Sample Analysis Report

Sample Name : 0809060-4
Data File Name : c:\peaknet\data\080910\080910_018.DXD

Method File Name : c:\peaknet\method\080818.met
Date, Time Analyzed : 9/10/08 1:32:16 PM
System Operator : WETCHEM
Calibration Updated : 8/18/08 11:36:14 AM

Current Date : 9/10/08
Current Time : 1:45:21 PM
Datafile Updated : 9/10/08 1:45:21 PM
Method Comment : Flow rate = 1.2 mL/min, Eluent = ...

Peak Information : All Components

Peak Number	Analyte	Retention Time (min.)	Concentration (ug/L)	Limit Exceeded	Peak Area
2	Fluoride	3.12	99.1	-	9419
3	Chloride	4.28	8370.3		1115386
	Nitrite as N				
4	Bromide	6.32	1826.2		95040
5	Nitrate as N	7.25	1357.5		449149
7	Orthophosphate as P	9.01	-20.2	-	3968
8	Sulfate	10.31	44661.9		4795744
	Nitrate/Nitrite as N				

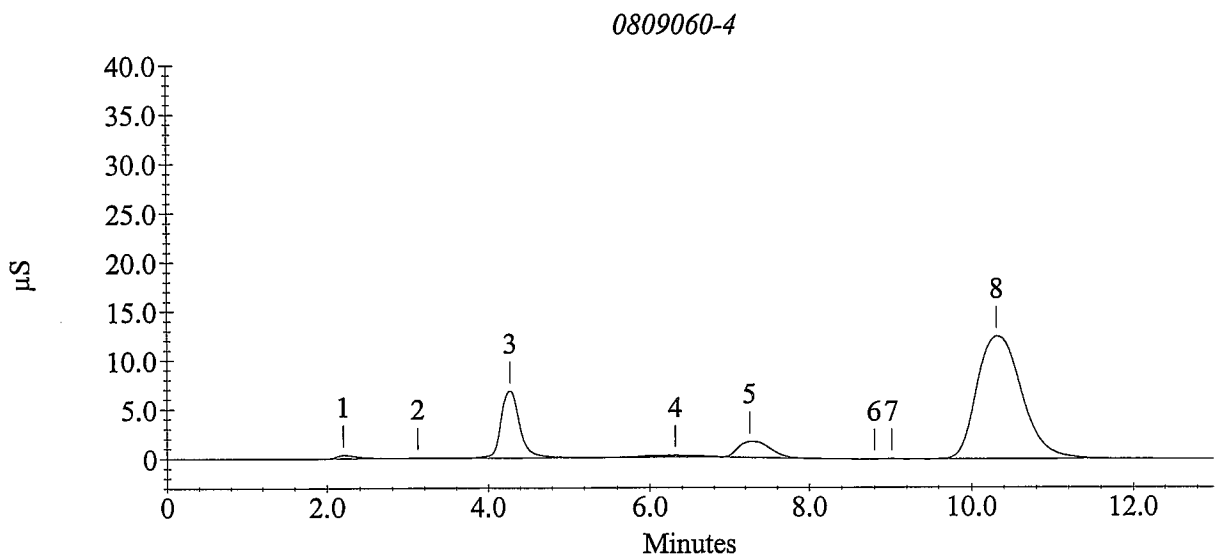

Sample Analysis Report

Sample Name : 0809060-6
Data File Name : c:\peaknet\data\080910\080910_019.DXD

Method File Name : c:\peaknet\method\080818.met
Date, Time Analyzed : 9/10/08 1:45:23 PM
System Operator : WETCHEM
Calibration Updated : 8/18/08 11:36:14 AM

Current Date : 9/10/08
Current Time : 1:58:28 PM
Datafile Updated : 9/10/08 1:58:28 PM
Method Comment : Flow rate = 1.2 mL/min, Eluent = ...

Peak Information : All Components

Peak Number	Analyte	Retention Time (min.)	Concentration (ug/L)	Limit Exceeded	Peak Area
2	Fluoride	3.15	303.9		41069
3	Chloride	4.35	38711.9	+	9321043
	Nitrite as N				
4	Bromide	6.43	387.1		19836
5	Nitrate as N	7.48	1149.8		378217
6	Orthophosphate as P	8.93	-39.8	-	1708
7	Sulfate	10.29	88232.4		10448863
	Nitrate/Nitrite as N				

0809060-6

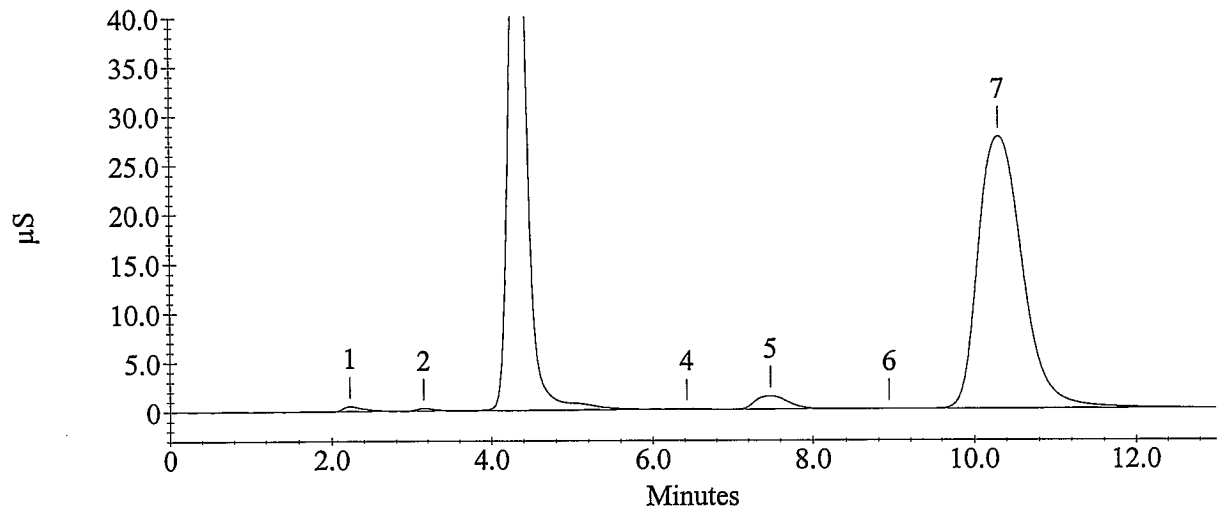

Sample Analysis Report

Sample Name : 0809060-7
Data File Name : c:\peaknet\data\080910\080910_020.DXD

Method File Name : c:\peaknet\method\080818.met
Date, Time Analyzed : 9/10/08 1:58:30 PM
System Operator : WETCHEM
Calibration Updated : 8/18/08 11:36:14 AM

Current Date : 9/10/08
Current Time : 2:11:36 PM
Datafile Updated : 9/10/08 2:11:35 PM
Method Comment : Flow rate = 1.2 mL/min, Eluent = ...

Peak Information : All Components

Peak Number	Analyte	Retention Time (min.)	Concentration (ug/L)	Limit Exceeded	Peak Area
2	Fluoride	3.12	96.7	-	9039
4	Chloride	4.45	-736520.9	-	53330107
	Nitrite as N				
5	Bromide	6.36	1081.4		56016
6	Nitrate as N	7.47	565.3		179781
7	Orthophosphate as P	9.05	-38.1	-	1906
8	Sulfate	10.36	57589.7		6351882
	Nitrate/Nitrite as N				

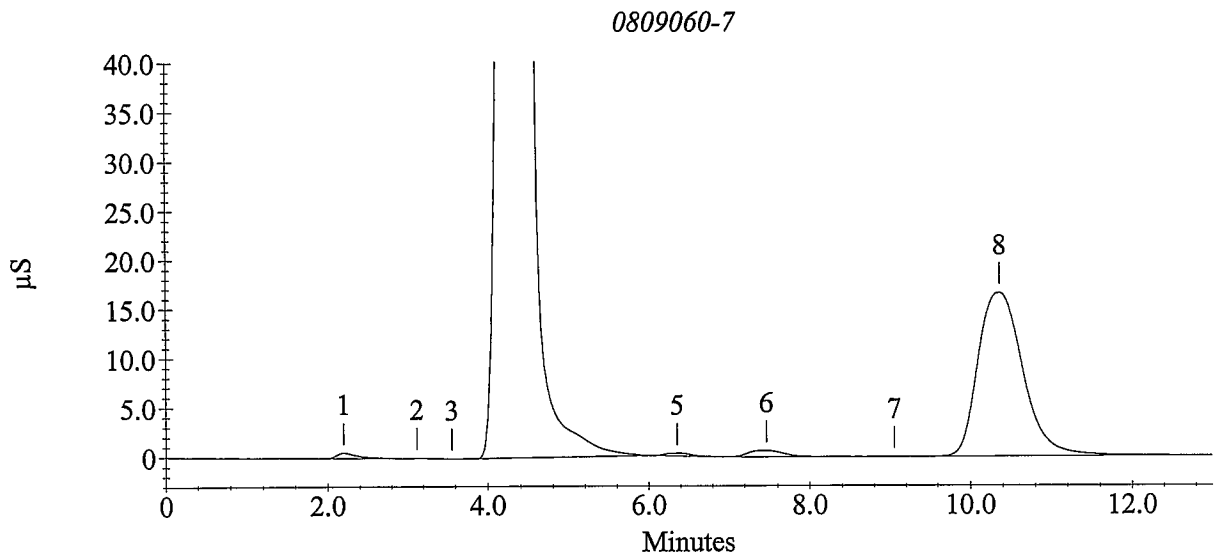

Sample Analysis Report

Sample Name : CCV
Data File Name : c:\peaknet\data\080910\080910_021.DXD

Method File Name : c:\peaknet\method\080818.met
Date, Time Analyzed : 9/10/08 2:11:37 PM
System Operator : WETCHEM
Calibration Updated : 8/18/08 11:36:14 AM

Current Date : 9/10/08
Current Time : 2:24:43 PM
Datafile Updated : 9/10/08 2:24:43 PM
Method Comment : Flow rate = 1.2 mL/min, Eluent = ...

Peak Information : All Components

Peak Number	Analyte	Retention Time (min.)	Concentration (ug/L)	Limit Exceeded	Peak Area
2	Fluoride	3.12	5020.9		816207
3	Chloride	4.24	9879.6		1332296
4	Nitrite as N	5.04	4953.1		1365702
5	Bromide	6.27	10015.4		540098
6	Nitrate as N	7.21	9937.7		3613680
7	Orthophosphate as P	8.80	10108.0		1226345
8	Sulfate	10.31	50795.0		5523360
	Nitrate/Nitrite as N				

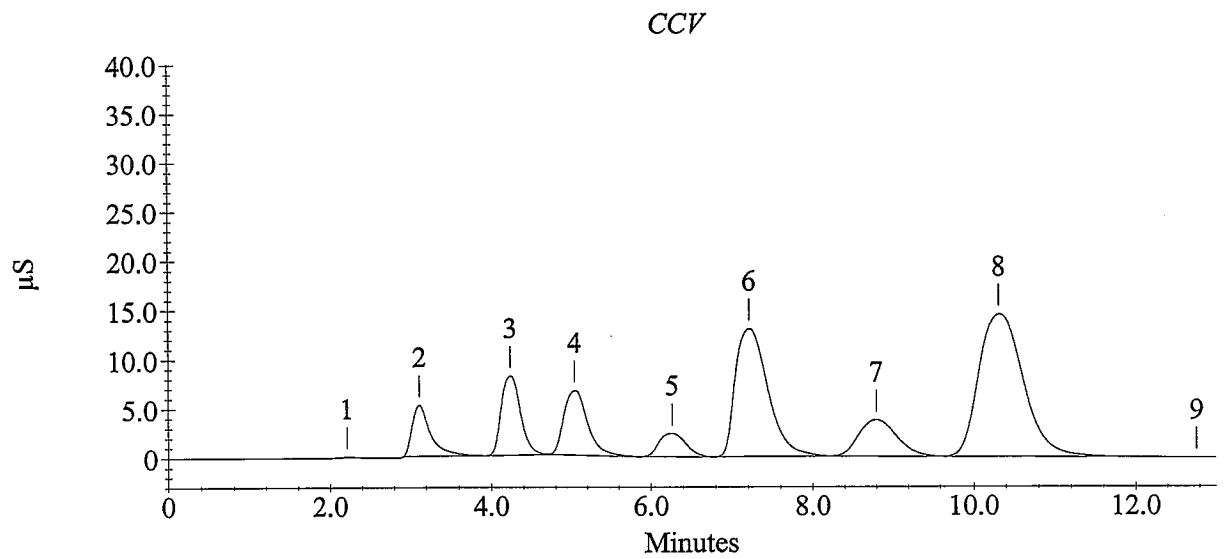

Sample Analysis Report

Sample Name : CCB
Data File Name : c:\peaknet\data\080910\080910_022.DXD

Method File Name : c:\peaknet\method\080818.met
Date, Time Analyzed : 9/10/08 2:24:44 PM
System Operator : WETCHEM
Calibration Updated : 8/18/08 11:36:14 AM

Current Date : 9/10/08
Current Time : 2:37:50 PM
Datafile Updated : 9/10/08 2:37:50 PM
Method Comment : Flow rate = 1.2 mL/min, Eluent = ...

Peak Information : All Components

Peak Number	Analyte	Retention Time (min.)	Concentration (ug/L)	Limit Exceeded	Peak Area
2	Fluoride	3.15	44.0	-	928
3	Chloride	4.27	66.0	-	8008
	Nitrite as N				
	Bromide				
	Nitrate as N				
4	Orthophosphate as P	8.96	242.9	-	34233
6	Sulfate	10.88	381.8	-	2443
	Nitrate/Nitrite as N				

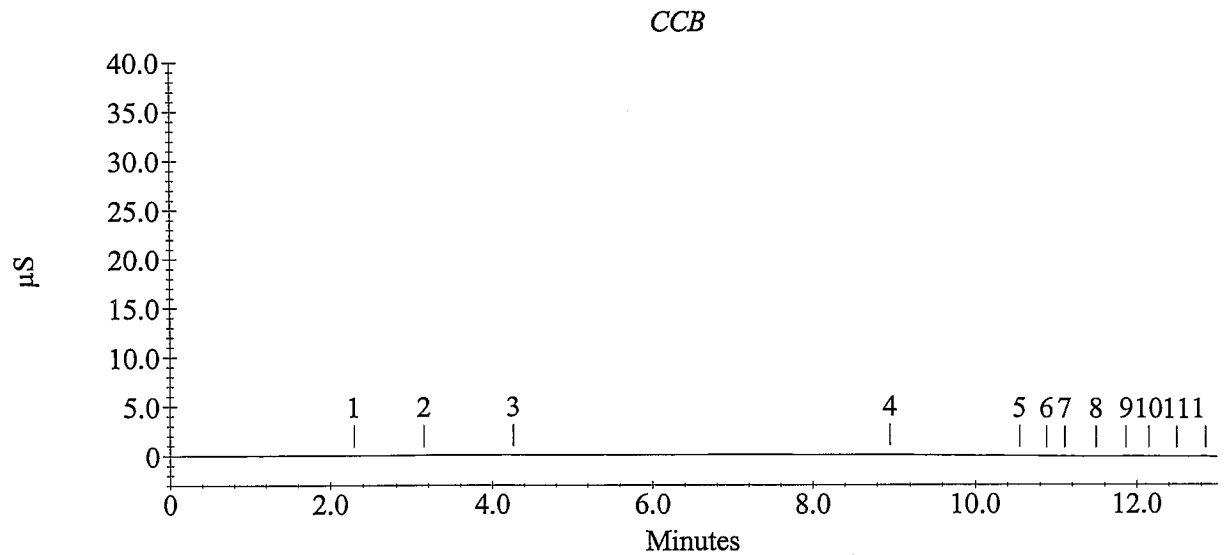

Sample Analysis Report

Sample Name : 0809060-8
Data File Name : c:\peaknet\data\080910\080910_023.DXD

Method File Name : c:\peaknet\method\080818.met
Date, Time Analyzed : 9/10/08 2:37:51 PM
System Operator : WETCHEM
Calibration Updated : 8/18/08 11:36:14 AM

Current Date : 9/10/08
Current Time : 2:50:58 PM
Datafile Updated : 9/10/08 2:50:57 PM
Method Comment : Flow rate = 1.2 mL/min, Eluent = ...

Peak Information : All Components

Peak Number	Analyte	Retention Time (min.)	Concentration (ug/L)	Limit Exceeded	Peak Area
2	Fluoride	3.17	98.8	-	9371
	Chloride				
	Nitrite as N				
4	Bromide	6.52	1422.9		73881
5	Nitrate as N	7.63	555.0		176314
6	Orthophosphate as P	9.03	33.2	-	10104
7	Sulfate	10.28	157819.2	+	25197893
	Nitrate/Nitrite as N				

0809060-8

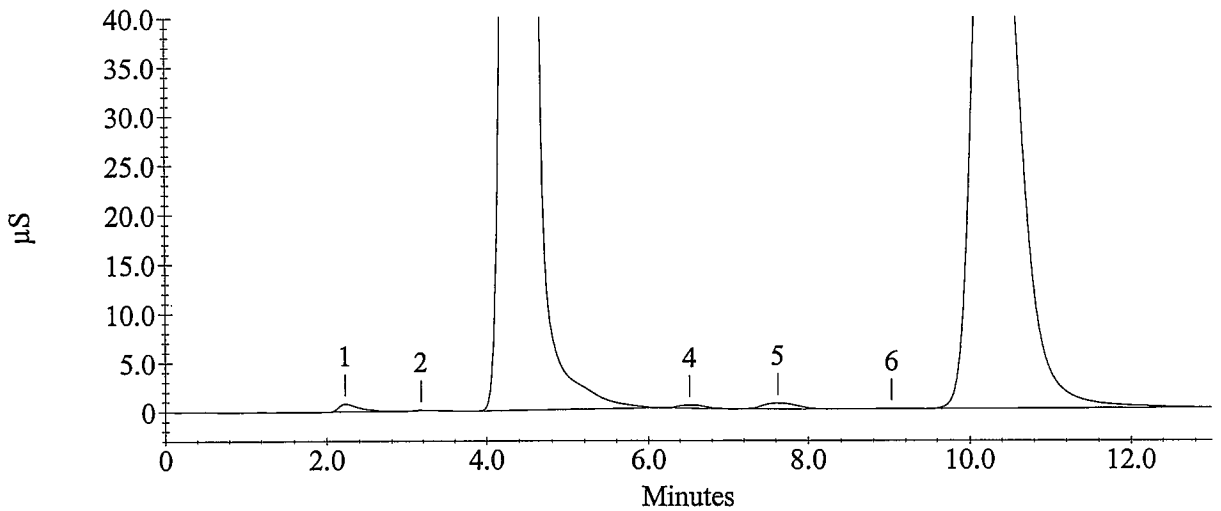

Sample Analysis Report

0809060 mq 9/11/08

Sample Name : ~~080960~~-6 10X

Data File Name : c:\peaknet\data\080910\080910_024.DXD

Method File Name : c:\peaknet\method\080818.met
Date, Time Analyzed : 9/10/08 2:50:58 PM
System Operator : WETCHEM
Calibration Updated : 8/18/08 11:36:14 AM

Current Date : 9/10/08
Current Time : 3:04:05 PM
Datafile Updated : 9/10/08 3:04:04 PM
Method Comment : Flow rate = 1.2 mL/min, Eluent = ...

Peak Information : All Components

Peak Number	Analyte	Retention Time (min.)	Concentration (ug/L)	Limit Exceeded	Peak Area
1	Fluoride	3.15	54.0	-	2465
2	Chloride	4.24	5278.2		687231
	Nitrite as N				
	Bromide				
3	Nitrate as N	7.28	155.8	-	41844
	Orthophosphate as P				
7	Sulfate	10.36	8636.9		843345
	Nitrate/Nitrite as N				

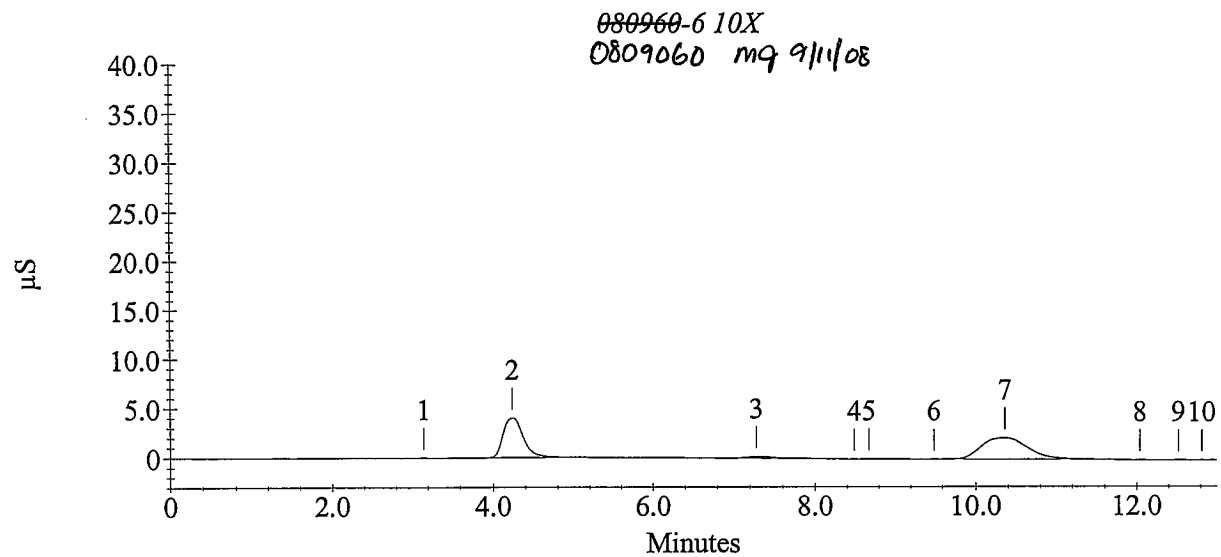

Sample Analysis Report

Sample Name : 0809060-7 20X
Data File Name : c:\peaknet\data\080910\080910_025.DXD

Method File Name : c:\peaknet\method\080818.met
Date, Time Analyzed : 9/10/08 3:04:06 PM
System Operator : WETCHEM
Calibration Updated : 8/18/08 11:36:14 AM

Current Date : 9/10/08
Current Time : 3:17:12 PM
Datafile Updated : 9/10/08 3:17:12 PM
Method Comment : Flow rate = 1.2 mL/min, Eluent = ...

Peak Information : All Components

Peak Number	Analyte	Retention Time (min.)	Concentration (ug/L)	Limit Exceeded	Peak Area
1		2.23	0.0		413
5	Chloride	4.33	13113.3		1816942
	Nitrite as N				
7	Bromide	6.69	63.0	-	3011
8	Nitrate as N	7.17	34.7	-	1191
10	Orthophosphate as P	9.15	-36.0	-	2151
11	Sulfate	10.39	2861.6		252842
	Nitrate/Nitrite as N				

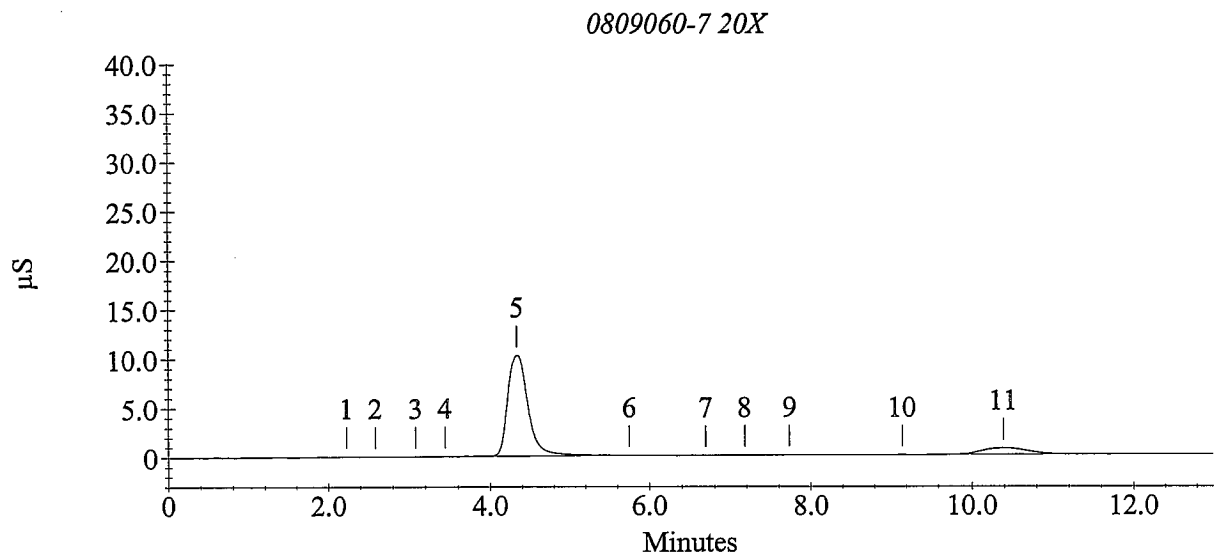

Sample Analysis Report

Sample Name : 0809060-8 20X
Data File Name : c:\peaknet\data\080910\080910_026.DXD

Method File Name : c:\peaknet\method\080818.met
Date, Time Analyzed : 9/10/08 3:17:13 PM
System Operator : WETCHEM
Calibration Updated : 8/18/08 11:36:14 AM

Current Date : 9/10/08
Current Time : 3:30:19 PM
Datafile Updated : 9/10/08 3:30:19 PM
Method Comment : Flow rate = 1.2 mL/min, Eluent = ...

Peak Information : All Components

Peak Number	Analyte	Retention Time (min.)	Concentration (ug/L)	Limit Exceeded	Peak Area
1		2.23	0.0		2840
2	Chloride	4.24	13579.6		1889300
	Nitrite as N				
	Bromide				
6	Nitrate as N	7.32	62.1	-	10375
10	Orthophosphate as P	8.96	-38.6	-	1846
11	Sulfate	10.37	9003.3		881158
	Nitrate/Nitrite as N				

0809060-8 20X

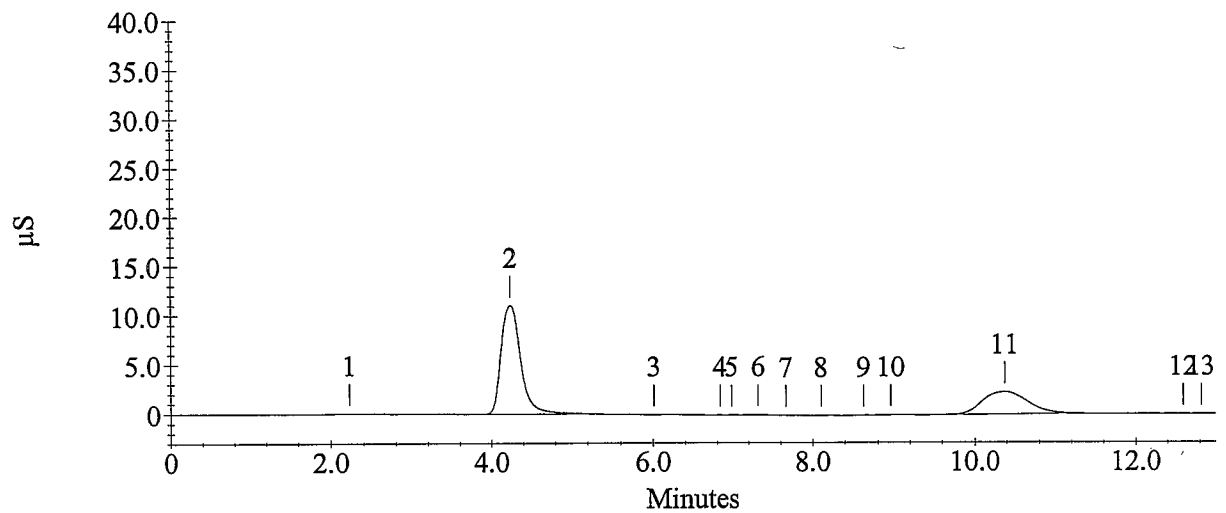

Sample Analysis Report

Sample Name : CCV
Data File Name : c:\peaknet\data\080910\080910_031.DXD

Method File Name : c:\peaknet\method\080818.met
Date, Time Analyzed : 9/10/08 4:22:49 PM
System Operator : WETCHEM
Calibration Updated : 8/18/08 11:36:14 AM

Current Date : 9/10/08
Current Time : 4:35:56 PM
Datafile Updated : 9/10/08 4:35:55 PM
Method Comment : Flow rate = 1.2 mL/min, Eluent = ...

Peak Information : All Components

Peak Number	Analyte	Retention Time (min.)	Concentration (ug/L)	Limit Exceeded	Peak Area
2	Fluoride	3.15	5279.8		861684
3	Chloride	4.32	10392.4		1407268
4	Nitrite as N	5.17	5064.4		1398331
5	Bromide	6.49	10386.1		560996
6	Nitrate as N	7.49	9962.9		3623795
7	Orthophosphate as P	8.83	9723.0		1177530
8	Sulfate	10.32	52125.6		5683688
	Nitrate/Nitrite as N				

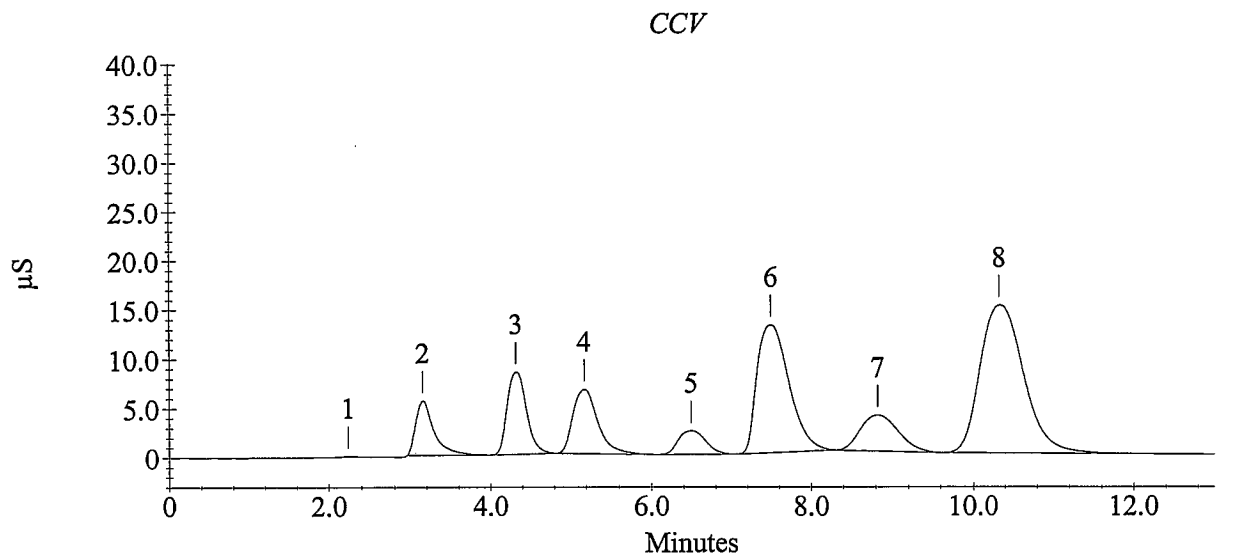

Sample Analysis Report

Sample Name : CCB
Data File Name : c:\peaknet\data\080910\080910_032.DXD

Method File Name : c:\peaknet\method\080818.met
Date, Time Analyzed : 9/10/08 4:35:57 PM
System Operator : WETCHEM
Calibration Updated : 8/18/08 11:36:14 AM

Current Date : 9/10/08
Current Time : 4:49:03 PM
Datafile Updated : 9/10/08 4:49:03 PM
Method Comment : Flow rate = 1.2 mL/min, Eluent = ...

Peak Information : All Components

Peak Number	Analyte	Retention Time (min.)	Concentration (ug/L)	Limit Exceeded	Peak Area
1	Chloride	4.24	116.2	-	14325
1	Chloride	4.24	116.2	-	14325
	Nitrite as N				
	Bromide				
3	Nitrate as N	7.20	33.8	-	907
6	Orthophosphate as P	8.64	-36.1	-	2137
8	Sulfate	10.53	409.6	-	5245
	Nitrate/Nitrite as N				

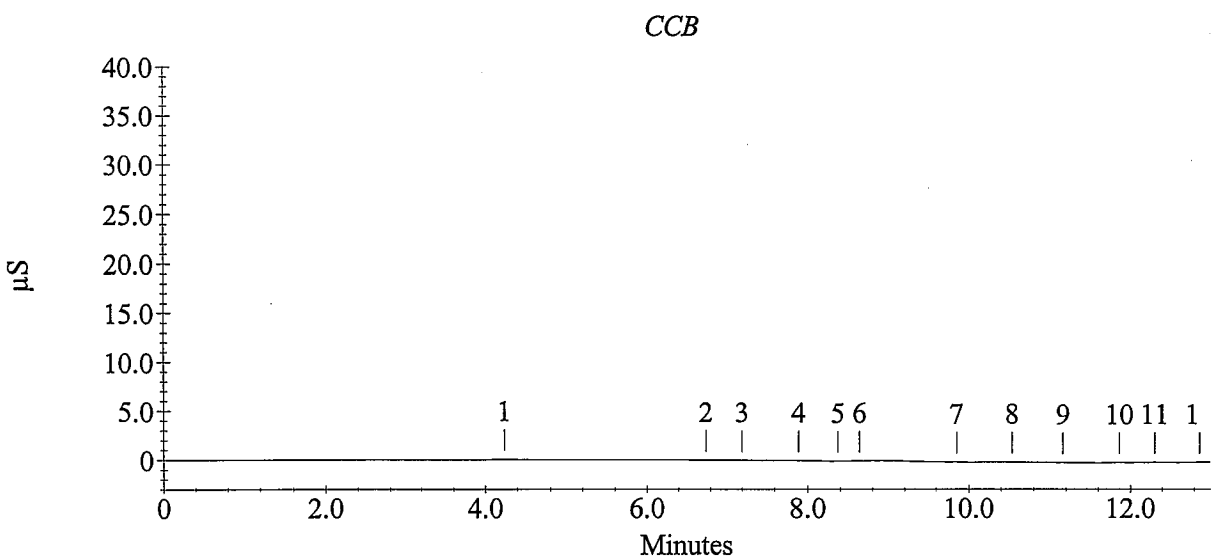

Paragon Analytics

METALS CASE NARRATIVE

URS

Prather Phase 1 Investigation

Order Number - 0809060

1. This report consists of 7 water samples.
2. The samples were received cool and intact on 09/10/08.
3. The samples were to be analyzed for dissolved metals. The samples were filtered through a 0.45 micron filter and preserved with nitric acid to a pH less than two prior to analysis.
4. The samples were prepared for analysis based on SW-846, 3rd Edition procedures.

   For analysis by Trace ICP and ICP-MS, the samples were prepared following methods 6010B and 6020A and PA SOP 806 Rev. 13. The samples were not digested prior to analysis.

   Samples were prepared for ICP-MS analysis of arsenic and selenium by passing the samples and associated QC through a cation exchange column. The cation exchange column removes cations from the matrix and eliminates the CaCl+ (mass 75) interferences.
5. The samples were analyzed following SW-846, 3rd Edition procedures.

   Analysis by Trace ICP followed method 6010B and PA SOP 834 Rev. 7.

   The relationship between intensity and concentration for each element is established using at least four standards, one of which is a blank solution.

   During sample analysis concentrations are computed by the software and the results are printed in mg/L. The instrument software does not provide a printout which gives both intensity and concentration. The validity of the calibration equation is tested by analyzing the following solutions: a blank, a low level check solution with concentrations near the reporting limit, an Initial Calibration Verification (ICV) standard from a 2nd source standard solution with concentrations near the middle of the analytical range, a Continuing Calibration Verification (CCV) standard with concentrations at two times those in the ICV, and a readback of the highest calibration standard.

These solutions provide verification that the calibration equations are functioning properly throughout the analytical range of the instrument. During sample analysis dilutions are made for analytes found at concentrations above the highest calibration standard. No results are taken from extrapolations beyond the highest standard.

Analysis by ICP-MS followed method 6020A and PA SOP 827 Rev. 6.

The relationship between intensity and concentration for each element is established using at least four standards, one of which is a blank solution. A calibration equation relating instrument response to concentration is developed by the instrument software. The equation is a higher order polynomial. This type of equation is used to improve quantitation accuracy at lower concentrations where the relationship between concentration and instrument response is non-linear.

During sample analysis concentrations are computed by the software and the results are printed in ug/L. The validity of the calibration equation is tested by analyzing the following solutions: a blank, a low level check solution with concentrations near the reporting limit, an Initial Calibration Verification (ICV) standard from a 2nd source standard solution with concentrations near the middle of the analytical range, a Continuing Calibration Verification (CCV) standard with concentrations near the middle of the analytical range but different than those in the ICV, and a readback of the highest calibration standard.

These solutions provide verification that the calibration equations are functioning properly throughout the analytical range of the instrument. During sample analysis dilutions are made for analytes found at concentrations above the highest calibration standard. No results are taken from extrapolations beyond the highest standard.

6. All standards and solutions are NIST traceable and were used within their recommended shelf life.
7. The samples were prepared and analyzed within the established hold times.

All in house quality control procedures were followed, as described below.

8. General quality control procedures.
   - A filter (method) blank was filtered and preserved at the same time as the samples. A laboratory control sample was also prepared with the samples in the arsenic and selenium batch. There were not more than 20 samples associated with each filtered blank.
   - The preparation (method) blank associated with each batch was below the practical quantitation limit for each requested analyte.
   - The laboratory control sample associated with the arsenic and selenium batch was within the acceptance limits.

- All initial and continuing calibration blanks associated with each analytical batch were below the practical quantitation limits for the requested analytes.
- All initial and continuing calibration verifications associated with each analytical batch were within the acceptance criteria for the requested analytes. This indicates a valid calibration and stable instrument conditions.
- The high standard readbacks associated with Method 6010B and 6020A analyses were within acceptance criteria.
- The interference check samples associated with Method 6010B were within acceptance criteria.
- The interference check samples associated with Method 6020A were analyzed.

9. Matrix specific quality control procedures.

   Per method requirements, matrix QC was performed for each analysis. Since a sample from this order number was not the selected quality control (QC) sample, matrix specific QC results are not included in this report.

10. It is a standard PA practice that samples for ICP-MS are analyzed at a dilution.

The data contained in the following report have been reviewed and approved by the personnel listed below. In addition, Paragon Analytics certifies that the analyses reported herein are true, complete and correct within the limits of the methods employed.

Emily Knodel
Inorganics Primary Data Reviewer

09-18-08
Date

Inorganics Final Data Reviewer

9/18/08
Date

Inorganic Data Reporting Qualifiers

The following qualifiers are used by the laboratory when reporting results of inorganic analyses.

- Result qualifier -- A “B” is entered if the reported value was obtained from a reading that was less than the Practical Quantitation Limit but greater than or equal to the Method Detection Limit (MDL). If the analyte was analyzed for but not detected a “U” is entered.

- QC qualifier -- Specified entries and their meanings are as follows:

  E - The reported value is estimated because of the presence of interference. An explanatory note may be included in the narrative.

  M - Duplicate injection precision was not met.

  N - Spiked sample recovery not within control limits. A post spike is analyzed for all ICP analyses when the matrix spike and or spike duplicate fail and the native sample concentration is less than four times the spike added concentration.

  Z - Spiked recovery not within control limits. An explanatory note may be included in the narrative.

  * - Duplicate analysis (relative percent difference) not within control limits.

  S - SAR value is estimated as one or more analytes used in the calculation were not detected above the detection limit.

Chain of Custody

Paragon Analytics

Sample Number(s) Cross-Reference Table

Paragon OrderNum: 0809060
Client Name: URS
Client Project Name: Prather Phase 1 Investigation
Client Project Number:
Client PO Number: Prather-2008

Client Sample Number	Lab Sample Number	COC Number	Matrix	Date Collected	Time Collected
PS-MW03D	0809060-1		WATER	08-Sep-08	10:00
PS-MW03S	0809060-2		WATER	08-Sep-08	10:40
PS-MW04D	0809060-3		WATER	08-Sep-08	11:20
PS-MW04S	0809060-4		WATER	08-Sep-08	12:30
PS-MW06R	0809060-5		WATER	08-Sep-08	13:05
PS-MW05D	0809060-6		WATER	08-Sep-08	14:00
PS-MW08S	0809060-7		WATER	08-Sep-08	15:30
PS-MW08D	0809060-8		WATER	08-Sep-08	16:30

0809060

CHAIN OF CUSTODY RECORD / ANALYTICAL SERVICES AGREEMENT **

Page 1 of ____

Evergreen Analytical Laboratory Inc.

4036 Youngfield St.
Wheat Ridge, Colorado 80033
(303) 425-6021
FAX (303) 425-6854
(877) 737-4521
info@evergreenanalytical.com

CLIENT INFORMATION

Mail **Original** Report to: URS Corporation
Attn Mark Leversen
Address 8181 East Tufts Avenue
City Denver State CO Zip 80237
Tel # 303-694-2770 Fax # 303-930-6010 E-mail mark-leversen@urscorp.com

REPORT ALSO BY ☒ FAX ☒ PDF ☒ EDD

REPORT CHROMATOGRAMS ☐ NO (YES)

Mail Invoice to: Same
Attn ____
Address ____
City ____ State ____ Zip ____
Tel # ____ Fax # ____
Project ID# Prather Spring Phase I Inv.
P.O. ____ Quote ____
Sampler MEM

NOTE: *Identify Known Hazards Below*

CONFIRMATION OF SAMPLE RECEIPT REQUIRED? ☐ YES

Report Results by: ____ (Date)*
Standard 2 working weeks ☐
UST Analyses per Fee Schedule ☐
* Rush: ☒ less than 24 hrs, 150% ☐ 1 - 2 work days, 100%
☐ 3 - 5 work days, 50% ☐ 6 - 9 work days, 25%
*Subject to surcharge & exceptions noted in fee schedule.

For Laboratory Use Only
W.O. # ____
B.O.F. # ____
C/S (O) ____ / ____
C/S (I) ____ / ____
Temp. °C ____ / Ice ____
Seals Present Y / N / NA
Samples Pres. Y / N / NA
Headspace Y / N / NA
By ____ / ____

	SAMPLE IDENTIFICATION	DATE SAMPLED	TIME	No. of Containers	MATRIX: 1) Drinking Water or 2) Discharge Water or 3) Ground Water (circle one)	Soil / Solid / Air / Gas	Oil / Sludge / Wipe	TCLP VOA/BNA/Pest/Herb/Metals (circle)	Volatile Organics 8260/624 (circle)	Semi-volatile Organics BNA, PAH, PNA 8270/625 (circle)	Chlorinated Pesticides 8081/608 (circle)	Organophosphorous Pesticides 8270	PCBs/8082/608/screen (circle)	Herbicides 8151	BTEX 8021/602/8260/MTBE (circle)	TVPH 8015mod. / 8260 (circle)	TEPH 8015mod. (Diesel)	Total Metals-DW / NPDES / SW846 (circle & list metals below)	Dissolved Metals - DW / SW846 (circle & list metals below)	Oil & Grease 1664 / 9071 (circle)	TRPH 418.1	Anions 300.0 (circle below)	Major Cations	Total Alkalinity	TDS/Conductivity	Dissolved Methane	Sulfide	
1	FS-MW03D	9/8/08	10:00	9	X				X								X	X				X	X	X	X	X	X	
2	PS-MW03S		10:40	9	X				X								X	X				X	X	X	X	X	X	
3	PS-MW04D		11:20	9	X				X								X	X				X	X	X	X	X	X	
4	PS-MW04S		12:30	9	X				X								X	X				X	X	X	X	X	X	
5	PS-MW06R		13:05	6	X				X																	X		
6	PS-MW05D		14:00	7	X				X									X				X				X		
7	PS-MW08S		15:30	9	X				X									X				X	X	X	X	X	X	
8	PS-MW08D		16:30	9	X				X									X				X	X	X	X	X	X	
	Sample Fraction																											

Instructions: Run Extended 8260 Suite Total Metals/Cations are Non Preserved - Non Filtered - See attached Sheet for Cation/Anion/Total Metals - Analysis

** **Important Note:** See reverse side for Terms and Conditions.

Anions: Bromide, Chloride, Nitrate, Nitrite, O-Phosphate, Sulfate (Circle)

Relinquished by: (Signature)	Date/Time	Received by: (Signature)	Date/Time	Relinquished by: (Signature)	Date/Time	Received by: (Signature)	Date/Time
[signature]	9/9/08 1700	Cheryl Trumble	9-10-08 1000				

CONDITION OF SAMPLE UPON RECEIPT FORM **Paragon Analytics**

Client: URS Workorder No: 0809060

Project Manager: DF Initials: CT Date: 9-10-08

1.	Does this project require any **special handling** in addition to standard Paragon procedures?		YES	(NO)
2.	Are custody **seals** on **shipping containers** intact?	NONE	(YES)	NO
3.	Are Custody seals on **sample containers** intact?	(NONE)	YES	NO
4.	Is there a **COC (Chain-of-Custody) present** or other representative documents?		(YES)	NO
5.	Are the **COC and bottle labels complete and legible**?		(YES)	NO
6.	Is the **COC in agreement** with samples received? (IDs, dates, times, no. of samples, no. of containers, matrix, requested analyses, etc.)		YES	(NO)
7.	Were **airbills / shipping documents** present and/or removable?	DROP OFF	(YES)	NO
8.	Are all aqueous **samples requiring preservation preserved correctly?** (excluding volatiles)	N/A	YES	(NO)
9.	Are all aqueous **non-preserved samples pH 4-9**?	N/A	(YES)	NO
10.	Is there **sufficient sample** for the requested analyses?		(YES)	NO
11.	Were all samples placed in the **proper containers** for the requested analyses?		(YES)	NO
12.	Are all samples within **holding times** for the requested analyses?		(YES)	NO
13.	Were all sample containers received **intact**? (not broken or leaking, etc.)		(YES)	NO
14.	Are all samples requiring **no** headspace (**VOC, GRO, RSK/MEE, Rx CN/S, radon**) headspace free? **Size of bubble**: ✓ < green pea ____ > green pea	N/A	YES	(NO)
15.	Do perchlorate LCMS-MS samples **have** headspace? (at least 1/3 of container required)	(N/A)	YES	NO
16.	Were samples checked for and free from the presence of **residual chlorine?** (Applicable when PM has indicated samples are from a chlorinated water source; note if field preservation with sodium thiosulfate was not observed.)	(N/A)	YES	NO
17.	Were the samples **shipped on ice**?		(YES)	NO
18.	Were cooler temperatures measured at 0.1-6.0°C? **IR gun used*:** #2 (#4)	RAD ONLY	(YES)	NO

Cooler #:	1								
Temperature (°C):	6.0°								
No. of custody seals on cooler:	1								
DOT Survey/ Acceptance Information — External µR/hr reading:	14								
Background µR/hr reading:	11								

Were external µR/hr readings ≤ two times background and within DOT acceptance criteria? (YES) / NO / NA (If no, see Form 008.)

Additional Information: PROVIDE DETAILS BELOW FOR A NO RESPONSE TO ANY QUESTION ABOVE, EXCEPT #1 AND #16.

PS-MW08S time on label: 1620 | Sample PS-MW04D 50% Sediment

PS-MW08D ↓ ↓ | Sample PS-MW05D 100% Sediment

All sulfide bottles are pH 7 | ~~DID NOT RECEIVE SULFIDE BOTTLE FOR PS-~~ CT 9-10-08

Paragon directed to NOT add addition preservation to sulfide bottles.

If applicable, was the client contacted? (YES) / NO / NA Contact: Sheri O'Connor Date/Time: 9/10/08 1030

Project Manager Signature / Date: Debbie Fizio 9/10/08

*IR Gun #2: Oakton, SN 29922500201-0066 *IR Gun #4: Oakton, SN 2372220101-0002

CONDITION OF SAMPLE UPON RECEIPT FORM **Paragon Analytics**

Client: URS Workorder No: 0809060

Project Manager: DF Initials: CT Date: 9-10-08

Additional Information:

- Some anim HT expired prior to receipt or with insufficient HT remaining. Paragon directed to proceed.
- URS only wants water portion analyzed.

Headspace:

Paragon Sample ID	Client Sample ID	Requested Analyses	Temperature °C	Cooler Number
0809060-2-1	PS-MW03S			
↓ -2-2	↓			
0809060-2-4				
-2-5	↓			
-3-1	PS-MW04D			
-3-4		Headspace < green pea		
-3-5	↓			
-6-1	PS-MW05D			
-6-2	↓			

If applicable, was the client contacted? (YES) NO / NA Contact: Sheri O'Connor Date/Time: 9/10/08 1030

Project Manager Signature / Date: Debbie Fazio 9/10/08

Form 201r21.xls (7/30/08)

Table 2 - Aqueous Sample Collection, Handling, and Analysis Summary

Analyte Class	Analysis	Method	Reporting Limit	Holding Time	Bottle and Preservation
Organics	Volatile Organics (including BTEX)	SW8260B	Varies by analyte	14 days	3 x 40 ml glass vial, pH < 2 with HCl, ≤6°C
	Methane	RSK-175	1.0 mg/l	7 days	3 x 40 ml glass vial. ≤6°C
Trace and Other Metals	Arsenic, dissolved	SW6020	0.002 mg/l	6 months	field-filtered into 1 L poly bottle, pH < 2 with HNO_3, ≤6°C
	Barium, dissolved ✓ 6010		0.025 mg/l		
	Boron, dissolved ✓ 6010		0.2 mg/l		
	Cadmium, dissolved		0.001 mg/l		
	Chromium, dissolved ✓ 6010		0.005 mg/l		
	Copper, dissolved ✓ 6010		0.025 mg/l		
	Lead, dissolved		0.005 mg/l		
	Selenium, dissolved		0.005 mg/l		
	Silver, dissolved		0.002 mg/l		
Major Cations	Calcium, dissolved ✓	SW6010B	0.387 mg/l		
	Iron, dissolved ✓		0.07 mg/l		
	Magnesium, dissolved ✓		0.15 mg/l		
	Manganese, dissolved ✓		0.005 mg/l		
	Potassium, dissolved ✓		0.34 mg/l		
	Sodium, dissolved ✓		0.4 mg/l		
Major Anions	Bromide	EPA 300.0	0.2 mg/l	28 days	1 L poly bottle, ≤6°C
	Chloride		0.5 mg/l		
	Sulfate		0.5 mg/l		
	Nitrite + Nitrate as N		0.061 mg/l		
	Fluoride	SM4500-F C	0.2 mg/l	28 days	
	Bicarbonate alkalinity	SM2320B	5 mg/l	14 days	
	Carbonate alkalinity		5 mg/l		
	Hydroxide alkalinity		5 mg/l		

Analyte Class	Analysis	Method	Reporting Limit	Holding Time	Bottle and Preservation
	Total alkalinity		5 mg/l		
	Total Dissolved Solids (TDS)	EPA 160.1	10 mg/l	7 days	
	Sulfide	SM4500-S C/F	0.5 mg/l	7 days	5 ml of 10N Zinc acetate, pH > 9 with NaOH ≤6°C
Other Parameters	Conductivity	SM2510B	1 mmhos/cm	48 hours	≤6°C
	Cation/Anion Charge Balance	SM1030F (calculation)	NA	NA	NA

SW = Test Methods for Evaluating Solid Waste, Physical/Chemical Methods, USEPA Office of Solid Waste (SW-846), including all updates.
SM = Standard Methods for the Examination of Water and Wastewater, 20th Edition, EPA.
EPA = Methods for the Chemical Analysis of Water and Wastewater (MCAWW), 1983, EPA
NA = Not applicable

FedEx. Express — US Airbill

FedEx Tracking Number 8662 6664 0575

Recipient's Copy

RECIPIENT: PEEL HERE

fedex.com 1.800.GoFedEx 1.800.463.3339

1 From This portion can be removed for Recipient's records.

Date 9/9/08 FedEx Tracking Number 8662 6664 0575

Sender's Name Mark E. Mumby Phone 970 243-3271

Company HRL COMPLIANCE SOLUTIONS

Address 216 NORTH AVE STE 1

Dept./Floor/Suite/Room

City GRAND JUNCTION State CO ZIP 81501

2 Your Internal Billing Reference

3 To

Recipient's Name Sample Receiving Phone 800-443-1511

Company Paragon Analytics, Inc.

Recipient's Address 225 Commerce Drive

We cannot deliver to P.O. boxes or P.O. ZIP codes.

Dept./Floor/Suite/Room

Address

To request a package be held at a specific FedEx location, print FedEx address here.

City Fort Collins State CO ZIP 80524

14-1

6.00

0384077083

8662 6664 0575

4a Express Package Service — Packages up to 150 lbs.

- [x] FedEx Priority Overnight — Next business morning.† Friday shipments will be delivered on Monday unless SATURDAY Delivery is selected.
- [ ] FedEx Standard Overnight — Next business afternoon.* Saturday Delivery NOT available.
- [ ] FedEx First Overnight — Earliest next business morning delivery to select locations.* Saturday Delivery NOT available.
- [ ] FedEx 2Day — Second business day.* Thursday shipments will be delivered on Monday unless SATURDAY Delivery is selected.
- [ ] FedEx Express Saver — Third business day.* Saturday Delivery NOT available.

FedEx Envelope rate not available. Minimum charge: One-pound rate.

* To most locations.

4b Express Freight Service — Packages over 150 lbs.

- [ ] FedEx 1Day Freight* — Next business day.** Friday shipments will be delivered on Monday unless SATURDAY Delivery is selected.
- [ ] FedEx 2Day Freight — Second business day.** Thursday shipments will be delivered on Monday unless SATURDAY Delivery is selected.
- [ ] FedEx 3Day Freight — Third business day.** Saturday Delivery NOT available.

* Call for Confirmation.

** To most locations.

5 Packaging

- [ ] FedEx Envelope*
- [ ] FedEx Pak* — Includes FedEx Small Pak, FedEx Large Pak, and FedEx Sturdy Pak.
- [ ] FedEx Box
- [ ] FedEx Tube
- [x] Other

* Declared value limit $500.

6 Special Handling — Include FedEx address in Section 3.

- [ ] SATURDAY Delivery — Not available for FedEx Standard Overnight, FedEx First Overnight, FedEx Express Saver, or FedEx 3Day Freight.
- [ ] HOLD Weekday at FedEx Location — Not available for FedEx First Overnight.
- [ ] HOLD Saturday at FedEx Location — Available ONLY for FedEx Priority Overnight and FedEx 2Day to select locations.

Does this shipment contain dangerous goods? One box must be checked.

- [x] No
- [ ] Yes — As per attached Shipper's Declaration.
- [ ] Yes — Shipper's Declaration not required.
- [ ] Dry Ice — Dry Ice, 9, UN 1845 _____ x _____ kg
- [ ] Cargo Aircraft Only

Dangerous goods (including dry ice) cannot be shipped in FedEx packaging.

7 Payment Bill to: Enter FedEx Acct. No. or Credit Card No. below.

- [x] Sender — Acct. No. in Section 1 will be billed.
- [ ] Recipient
- [ ] Third Party
- [ ] Credit Card
- [ ] Cash/Check
- Obtain Recip. Acct. No. [ ]

Total Packages 1 Total Weight 54

Credit Card Auth.

†Our liability is limited to $100 unless you declare a higher value. See the current FedEx Service Guide for details.

8 Residential Delivery Signature Options If you require a signature, check Direct or Indirect.

- [ ] No Signature Required — Package may be left without obtaining a signature for delivery.
- [ ] Direct Signature — Someone at recipient's address may sign for delivery. Fee applies.
- [ ] Indirect Signature — If no one is available at recipient's address, someone at a neighboring address may sign for delivery. Fee applies.

519

Rev. Date 10/06 Part #156279 ©1994-2006 FedEx PRINTED IN U.S.A. SRF

12

Sample Results

Dissolved ICP Metals

Method SW6010B

Sample Results

Lab Name: **Paragon Analytics**
Work Order Number: 0809060
Client Name: URS
ClientProject ID: Prather Phase 1 Investigation

Field ID: PS-MW03D
Lab ID: 0809060-1

Sample Matrix: WATER
% Moisture: N/A
Date Collected: 08-Sep-08
Date Extracted: 10-Sep-08
Date Analyzed: 13-Sep-08
Prep Method: SW3005 Rev A

Prep Batch: IP080913-10
QCBatchID: IP080913-10-1
Run ID: IT080913-2A7
Cleanup: NONE
Basis: As Received
File Name: 080913A.

Sample Aliquot: 5 ml
Final Volume: 5 ml
Result Units: UG/L
Clean DF: 1

CASNO	Target Analyte	Dilution Factor	Result	Reporting Limit	MDL	Result Qualifier	EPA Qualifier
7440-39-3	BARIUM	1	70	100	0.1	B	
7440-42-8	BORON	1	45	100	3.6	B	
7440-70-2	CALCIUM	1	55000	1000	14		
7440-47-3	CHROMIUM	1	13	10	0.51		
7440-50-8	COPPER	1	0.52	10	0.47	B	
7439-89-6	IRON	1	100	100	8.3	U	
7439-95-4	MAGNESIUM	1	16000	1000	7.5		
7439-96-5	MANGANESE	1	34	10	0.15		
7440-09-7	POTASSIUM	1	2800	1000	29		
7440-23-5	SODIUM	1	42000	1000	6		

Data Package ID: *IT0809060-1*

Dissolved ICP Metals

Method SW6010B

Sample Results

Lab Name: **Paragon Analytics**
Work Order Number: 0809060
Client Name: URS
ClientProject ID: Prather Phase 1 Investigation

Field ID: PS-MW03S
Lab ID: 0809060-2

Sample Matrix: WATER
% Moisture: N/A
Date Collected: 08-Sep-08
Date Extracted: 10-Sep-08
Date Analyzed: 13-Sep-08
Prep Method: SW3005 Rev A

Prep Batch: IP080913-10
QCBatchID: IP080913-10-1
Run ID: IT080913-2A7
Cleanup: NONE
Basis: As Received
File Name: 080913A.

Sample Aliquot: 5 ml
Final Volume: 5 ml
Result Units: UG/L
Clean DF: 1

CASNO	Target Analyte	Dilution Factor	Result	Reporting Limit	MDL	Result Qualifier	EPA Qualifier
7440-39-3	BARIUM	1	57	100	0.1	B	
7440-42-8	BORON	1	24	100	3.6	B	
7440-70-2	CALCIUM	1	58000	1000	14		
7440-47-3	CHROMIUM	1	0.53	10	0.51	B	
7440-50-8	COPPER	1	10	10	0.47	U	
7439-89-6	IRON	1	100	100	8.3	U	
7439-95-4	MAGNESIUM	1	18000	1000	7.5		
7439-96-5	MANGANESE	1	53	10	0.15		
7440-09-7	POTASSIUM	1	910	1000	29	B	
7440-23-5	SODIUM	1	28000	1000	6		

Data Package ID: *IT0809060-1*

Dissolved ICP Metals

Method SW6010B

Sample Results

Lab Name: **Paragon Analytics**
Work Order Number: 0809060
Client Name: URS
ClientProject ID: Prather Phase 1 Investigation

Field ID: PS-MW04D
Lab ID: 0809060-3

Sample Matrix: WATER
% Moisture: N/A
Date Collected: 08-Sep-08
Date Extracted: 10-Sep-08
Date Analyzed: 13-Sep-08
Prep Method: SW3005 Rev A

Prep Batch: IP080913-10
QCBatchID: IP080913-10-1
Run ID: IT080913-2A7
Cleanup: NONE
Basis: As Received
File Name: 080913A.

Sample Aliquot: 5 ml
Final Volume: 5 ml
Result Units: UG/L
Clean DF: 1

CASNO	Target Analyte	Dilution Factor	Result	Reporting Limit	MDL	Result Qualifier	EPA Qualifier
7440-39-3	BARIUM	1	70	100	0.1	B	
7440-42-8	BORON	1	58	100	3.6	B	
7440-70-2	CALCIUM	1	50000	1000	14		
7440-47-3	CHROMIUM	1	3	10	0.51	B	
7440-50-8	COPPER	1	10	10	0.47	U	
7439-89-6	IRON	1	100	100	8.3	U	
7439-95-4	MAGNESIUM	1	16000	1000	7.5		
7439-96-5	MANGANESE	1	39	10	0.15		
7440-09-7	POTASSIUM	1	2100	1000	29		
7440-23-5	SODIUM	1	45000	1000	6		

Data Package ID: *IT0809060-1*

Dissolved ICP Metals

Method SW6010B

Sample Results

Lab Name: **Paragon Analytics**
Work Order Number: 0809060
Client Name: URS
ClientProject ID: Prather Phase 1 Investigation

Field ID: PS-MW04S
Lab ID: 0809060-4

Sample Matrix: WATER
% Moisture: N/A
Date Collected: 08-Sep-08
Date Extracted: 10-Sep-08
Date Analyzed: 13-Sep-08
Prep Method: SW3005 Rev A

Prep Batch: IP080913-10
QCBatchID: IP080913-10-1
Run ID: IT080913-2A7
Cleanup: NONE
Basis: As Received
File Name: 080913A.

Sample Aliquot: 5 ml
Final Volume: 5 ml
Result Units: UG/L
Clean DF: 1

CASNO	Target Analyte	Dilution Factor	Result	Reporting Limit	MDL	Result Qualifier	EPA Qualifier
7440-39-3	BARIUM	1	52	100	0.1	B	
7440-42-8	BORON	1	23	100	3.6	B	
7440-70-2	CALCIUM	1	56000	1000	14		
7440-47-3	CHROMIUM	1	10	10	0.51	U	
7440-50-8	COPPER	1	10	10	0.47	U	
7439-89-6	IRON	1	11	100	8.3	B	
7439-95-4	MAGNESIUM	1	18000	1000	7.5		
7439-96-5	MANGANESE	1	1.7	10	0.15	B	
7440-09-7	POTASSIUM	1	610	1000	29	B	
7440-23-5	SODIUM	1	27000	1000	6		

Data Package ID: *IT0809060-1*

Dissolved ICP Metals

Method SW6010B

Sample Results

Lab Name: **Paragon Analytics**
Work Order Number: 0809060
Client Name: URS
ClientProject ID: Prather Phase 1 Investigation

Field ID: PS-MW05D
Lab ID: 0809060-6

Sample Matrix: WATER
% Moisture: N/A
Date Collected: 08-Sep-08
Date Extracted: 10-Sep-08
Date Analyzed: 13-Sep-08
Prep Method: SW3005 Rev A

Prep Batch: IP080913-10
QCBatchID: IP080913-10-1
Run ID: IT080913-2A7
Cleanup: NONE
Basis: As Received
File Name: 080913A.

Sample Aliquot: 5 ml
Final Volume: 5 ml
Result Units: UG/L
Clean DF: 1

CASNO	Target Analyte	Dilution Factor	Result	Reporting Limit	MDL	Result Qualifier	EPA Qualifier
7440-39-3	BARIUM	1	120	100	0.1		
7440-42-8	BORON	1	73	100	3.6	B	
7440-70-2	CALCIUM	1	46000	1000	14		
7440-47-3	CHROMIUM	1	10	10	0.51	U	
7440-50-8	COPPER	1	4.3	10	0.47	B	
7439-89-6	IRON	1	12	100	8.3	B	
7439-95-4	MAGNESIUM	1	14000	1000	7.5		
7439-96-5	MANGANESE	1	58	10	0.15		
7440-09-7	POTASSIUM	1	2500	1000	29		
7440-23-5	SODIUM	1	100000	1000	6		

Data Package ID: *IT0809060-1*

Dissolved ICP Metals

Method SW6010B

Sample Results

Lab Name: **Paragon Analytics**
Work Order Number: 0809060
Client Name: URS
ClientProject ID: Prather Phase 1 Investigation

Field ID: PS-MW08S
Lab ID: 0809060-7

Sample Matrix: WATER
% Moisture: N/A
Date Collected: 08-Sep-08
Date Extracted: 10-Sep-08
Date Analyzed: 13-Sep-08
Prep Method: SW3005 Rev A

Prep Batch: IP080913-10
QCBatchID: IP080913-10-1
Run ID: IT080913-2A7
Cleanup: NONE
Basis: As Received
File Name: 080913A.

Sample Aliquot: 5 ml
Final Volume: 5 ml
Result Units: UG/L
Clean DF: 1

CASNO	Target Analyte	Dilution Factor	Result	Reporting Limit	MDL	Result Qualifier	EPA Qualifier
7440-39-3	BARIUM	1	180	100	0.1		
7440-42-8	BORON	1	74	100	3.6	B	
7440-70-2	CALCIUM	1	120000	1000	14		
7440-47-3	CHROMIUM	1	10	10	0.51	U	
7440-50-8	COPPER	1	2.2	10	0.47	B	
7439-89-6	IRON	1	100	100	8.3	U	
7439-95-4	MAGNESIUM	1	37000	1000	7.5		
7439-96-5	MANGANESE	1	140	10	0.15		
7440-09-7	POTASSIUM	1	7800	1000	29		
7440-23-5	SODIUM	1	80000	1000	6		

Data Package ID: *IT0809060-1*

Dissolved ICP Metals

Method SW6010B

Sample Results

Lab Name: **Paragon Analytics**
Work Order Number: 0809060
Client Name: URS
ClientProject ID: Prather Phase 1 Investigation

Field ID: PS-MW08D
Lab ID: 0809060-8

Sample Matrix: WATER
% Moisture: N/A
Date Collected: 08-Sep-08
Date Extracted: 10-Sep-08
Date Analyzed: 13-Sep-08
Prep Method: SW3005 Rev A

Prep Batch: IP080913-10
QCBatchID: IP080913-10-1
Run ID: IT080913-2A7
Cleanup: NONE
Basis: As Received
File Name: 080913A.

Sample Aliquot: 5 ml
Final Volume: 5 ml
Result Units: UG/L
Clean DF: 1

CASNO	Target Analyte	Dilution Factor	Result	Reporting Limit	MDL	Result Qualifier	EPA Qualifier
7440-39-3	BARIUM	1	110	100	0.1		
7440-42-8	BORON	1	61	100	3.6	B	
7440-70-2	CALCIUM	1	110000	1000	14		
7440-47-3	CHROMIUM	1	1.2	10	0.51	B	
7440-50-8	COPPER	1	4.2	10	0.47	B	
7439-89-6	IRON	1	100	100	8.3	U	
7439-95-4	MAGNESIUM	1	36000	1000	7.5		
7439-96-5	MANGANESE	1	31	10	0.15		
7440-09-7	POTASSIUM	1	4000	1000	29		
7440-23-5	SODIUM	1	210000	1000	6		

Data Package ID: *IT0809060-1*

Dissolved ICPMS Metals

Method SW6020A

Sample Results

Lab Name: **Paragon Analytics**
Work Order Number: 0809060
Client Name: URS
ClientProject ID: Prather Phase 1 Investigation

Field ID: PS-MW03D
Lab ID: 0809060-1

Sample Matrix: WATER
% Moisture: N/A
Date Collected: 08-Sep-08
Date Extracted: 15-Sep-08
Date Analyzed: 15-Sep-08
Prep Method: SW3005 Rev A

Prep Batch: IP080915-21
QCBatchID: IP080915-21-1
Run ID: IM080915-1A2
Cleanup: NONE
Basis: As Received
File Name: 15SEP08A

Sample Aliquot: 50 g
Final Volume: 50 g
Result Units: UG/L
Clean DF: 1

CASNO	Target Analyte	Dilution Factor	Result	Reporting Limit	MDL	Result Qualifier	EPA Qualifier
7440-38-2	ARSENIC	10	18	2	0.11		
7440-43-9	CADMIUM	10	0.071	0.3	0.042	B	
7439-92-1	LEAD	10	0.1	0.5	0.045	B	
7782-49-2	SELENIUM	10	7.9	1	0.11		
7440-22-4	SILVER	10	0.03	0.1	0.014	B	

Data Package ID: *IM0809060-1*

Dissolved ICPMS Metals

Method SW6020A

Sample Results

Lab Name: **Paragon Analytics**
Work Order Number: 0809060
Client Name: URS
ClientProject ID: Prather Phase 1 Investigation

Field ID: PS-MW03S
Lab ID: 0809060-2

Sample Matrix: WATER
% Moisture: N/A
Date Collected: 08-Sep-08
Date Extracted: 15-Sep-08
Date Analyzed: 15-Sep-08
Prep Method: SW3005 Rev A

Prep Batch: IP080915-21
QCBatchID: IP080915-21-1
Run ID: IM080915-1A2
Cleanup: NONE
Basis: As Received
File Name: 15SEP08A

Sample Aliquot: 50 g
Final Volume: 50 g
Result Units: UG/L
Clean DF: 1

CASNO	Target Analyte	Dilution Factor	Result	Reporting Limit	MDL	Result Qualifier	EPA Qualifier
7440-38-2	ARSENIC	10	3.9	2	0.11		
7440-43-9	CADMIUM	10	0.3	0.3	0.042	U	
7439-92-1	LEAD	10	0.099	0.5	0.045	B	
7782-49-2	SELENIUM	10	0.9	1	0.11	B	
7440-22-4	SILVER	10	0.029	0.1	0.014	B	

Data Package ID: *IM0809060-1*

Dissolved ICPMS Metals

Method SW6020A

Sample Results

Lab Name: **Paragon Analytics**
Work Order Number: 0809060
Client Name: URS
ClientProject ID: Prather Phase 1 Investigation

Field ID: PS-MW04D
Lab ID: 0809060-3

Sample Matrix: WATER
% Moisture: N/A
Date Collected: 08-Sep-08
Date Extracted: 15-Sep-08
Date Analyzed: 15-Sep-08
Prep Method: SW3005 Rev A

Prep Batch: IP080915-21
QCBatchID: IP080915-21-1
Run ID: IM080915-1A2
Cleanup: NONE
Basis: As Received
File Name: 15SEP08A

Sample Aliquot: 50 g
Final Volume: 50 g
Result Units: UG/L
Clean DF: 1

CASNO	Target Analyte	Dilution Factor	Result	Reporting Limit	MDL	Result Qualifier	EPA Qualifier
7440-38-2	ARSENIC	10	43	2	0.11		
7440-43-9	CADMIUM	10	0.15	0.3	0.042	B	
7439-92-1	LEAD	10	0.12	0.5	0.045	B	
7782-49-2	SELENIUM	10	6.4	1	0.11		
7440-22-4	SILVER	10	0.026	0.1	0.014	B	

Data Package ID: *IM0809060-1*

Dissolved ICPMS Metals

Method SW6020A

Sample Results

Lab Name: **Paragon Analytics**
Work Order Number: 0809060
Client Name: URS
ClientProject ID: Prather Phase 1 Investigation

Field ID: PS-MW04S
Lab ID: 0809060-4

Sample Matrix: WATER
% Moisture: N/A
Date Collected: 08-Sep-08
Date Extracted: 15-Sep-08
Date Analyzed: 15-Sep-08
Prep Method: SW3005 Rev A

Prep Batch: IP080915-21
QCBatchID: IP080915-21-1
Run ID: IM080915-1A2
Cleanup: NONE
Basis: As Received
File Name: 15SEP08A

Sample Aliquot: 50 g
Final Volume: 50 g
Result Units: UG/L
Clean DF: 1

CASNO	Target Analyte	Dilution Factor	Result	Reporting Limit	MDL	Result Qualifier	EPA Qualifier
7440-38-2	ARSENIC	10	3.6	2	0.11		
7440-43-9	CADMIUM	10	0.3	0.3	0.042	U	
7439-92-1	LEAD	10	0.06	0.5	0.045	B	
7782-49-2	SELENIUM	10	0.87	1	0.11	B	
7440-22-4	SILVER	10	0.023	0.1	0.014	B	

Data Package ID: *IM0809060-1*

Dissolved ICPMS Metals

Method SW6020A

Sample Results

Lab Name: **Paragon Analytics**
Work Order Number: 0809060
Client Name: URS
ClientProject ID: Prather Phase 1 Investigation

Field ID: PS-MW05D
Lab ID: 0809060-6

Sample Matrix: WATER
% Moisture: N/A
Date Collected: 08-Sep-08
Date Extracted: 15-Sep-08
Date Analyzed: 15-Sep-08
Prep Method: SW3005 Rev A

Prep Batch: IP080915-21
QCBatchID: IP080915-21-1
Run ID: IM080915-1A2
Cleanup: NONE
Basis: As Received
File Name: 15SEP08A

Sample Aliquot: 50 g
Final Volume: 50 g
Result Units: UG/L
Clean DF: 1

CASNO	Target Analyte	Dilution Factor	Result	Reporting Limit	MDL	Result Qualifier	EPA Qualifier
7440-38-2	ARSENIC	10	19	2	0.11		
7440-43-9	CADMIUM	10	0.3	0.3	0.042		
7439-92-1	LEAD	10	0.12	0.5	0.045	B	
7782-49-2	SELENIUM	10	13	1	0.11		
7440-22-4	SILVER	10	0.023	0.1	0.014	B	

Data Package ID: *IM0809060-1*

Dissolved ICPMS Metals

Method SW6020A

Sample Results

Lab Name: **Paragon Analytics**
Work Order Number: 0809060
Client Name: URS
ClientProject ID: Prather Phase 1 Investigation

Field ID: PS-MW08S
Lab ID: 0809060-7

Sample Matrix: WATER
% Moisture: N/A
Date Collected: 08-Sep-08
Date Extracted: 15-Sep-08
Date Analyzed: 15-Sep-08
Prep Method: SW3005 Rev A

Prep Batch: IP080915-21
QCBatchID: IP080915-21-1
Run ID: IM080915-1A2
Cleanup: NONE
Basis: As Received
File Name: 15SEP08A

Sample Aliquot: 50 g
Final Volume: 50 g
Result Units: UG/L
Clean DF: 1

CASNO	Target Analyte	Dilution Factor	Result	Reporting Limit	MDL	Result Qualifier	EPA Qualifier
7440-38-2	ARSENIC	10	1.8	2	0.11	B	
7440-43-9	CADMIUM	10	0.057	0.3	0.042	B	
7439-92-1	LEAD	10	0.1	0.5	0.045	B	
7782-49-2	SELENIUM	10	0.79	1	0.11	B	
7440-22-4	SILVER	10	0.034	0.1	0.014	B	

Data Package ID: *IM0809060-1*

Dissolved ICPMS Metals

Method SW6020A

Sample Results

Lab Name: **Paragon Analytics**
Work Order Number: 0809060
Client Name: URS
ClientProject ID: Prather Phase 1 Investigation

Field ID: PS-MW08D
Lab ID: 0809060-8

Sample Matrix: WATER
% Moisture: N/A
Date Collected: 08-Sep-08
Date Extracted: 15-Sep-08
Date Analyzed: 15-Sep-08
Prep Method: SW3005 Rev A

Prep Batch: IP080915-21
QCBatchID: IP080915-21-1
Run ID: IM080915-1A2
Cleanup: NONE
Basis: As Received
File Name: 15SEP08A

Sample Aliquot: 50 g
Final Volume: 50 g
Result Units: UG/L
Clean DF: 1

CASNO	Target Analyte	Dilution Factor	Result	Reporting Limit	MDL	Result Qualifier	EPA Qualifier
7440-38-2	ARSENIC	10	24	2	0.11		
7440-43-9	CADMIUM	10	0.22	0.3	0.042	B	
7439-92-1	LEAD	10	0.096	0.5	0.045	B	
7782-49-2	SELENIUM	10	4	1	0.11		
7440-22-4	SILVER	10	0.03	0.1	0.014	B	

Data Package ID: *IM0809060-1*

Summary Report Forms

ICP Metals

Method SW6010B
Method Blank

Lab Name: **Paragon Analytics**
Work Order Number: 0809060
Client Name: URS
ClientProject ID: Prather Phase 1 Investigation

Lab ID: F080911-1MB

Sample Matrix: WATER
% Moisture: N/A
Date Collected: N/A
Date Extracted: 10-Sep-08
Date Analyzed: 13-Sep-08

Prep Batch: IP080913-10
QCBatchID: IP080913-10-1
Run ID: IT080913-2A7
Cleanup: NONE
Basis: N/A
File Name: 080913A.

Sample Aliquot: 5 ml
Final Volume: 5 ml
Result Units: UG/L
Clean DF: 1

CASNO	Target Analyte	DF	Result	Reporting Limit	MDL	Result Qualifier	EPA Qualifier
7440-39-3	BARIUM	1	-0.71	100	0.1	B	
7440-42-8	BORON	1	-3.9	100	3.6	B	
7440-70-2	CALCIUM	1	-15	1000	14	B	
7440-47-3	CHROMIUM	1	-0.73	10	0.51	B	
7440-50-8	COPPER	1	-0.78	10	0.47	B	
7439-89-6	IRON	1	-9	100	8.3	B	
7439-95-4	MAGNESIUM	1	-40	1000	7.5	B	
7439-96-5	MANGANESE	1	-0.52	10	0.15	B	
7440-09-7	POTASSIUM	1	1000	1000	29	U	
7440-23-5	SODIUM	1	92	1000	6	B	

Data Package ID: *IT0809060-1*

Prep Batch ID: IP080913-10

Start Date: 09/10/08
Start Time: 8:00
Prep Analyst: Roy T. French

End Date: 09/10/08
End Time: 9:00

Concentration Method: NONE
Extract Method: SW3005A
Initial Volume Units: ml
Final Volume Units: ml

Batch Created By: RTF
Date Created: 09/13/08
Time Created: 9:03
Validated By: RTF
Date Validated: 09/13/08
Time Validated: 9:21

Comments:

NOT DIGESTED

QC Batch ID: IP080913-10-1

Lab ID	QC Type	Field ID	Matrix	Date Collected	Initial Wt/Vol	Final Wt/Vol	Cleanup Method	Cleanup DF	Order Number
F080911-1	MB	XXXXXX	WATER	XXXXXX	5	5	NONE	1	0809076
0809076-11	MS	XXXXXX	WATER	XXXXXX	5	5	NONE	1	0809076
0809076-11	MSD	XXXXXX	WATER	XXXXXX	5	5	NONE	1	0809076
0809060-1	SMP	PS-MW03D	WATER	9/8/2008	5	5	NONE	1	0809060
0809060-2	SMP	PS-MW03S	WATER	9/8/2008	5	5	NONE	1	0809060
0809060-3	SMP	PS-MW04D	WATER	9/8/2008	5	5	NONE	1	0809060
0809060-4	SMP	PS-MW04S	WATER	9/8/2008	5	5	NONE	1	0809060
0809060-6	SMP	PS-MW05D	WATER	9/8/2008	5	5	NONE	1	0809060
0809060-7	SMP	PS-MW08S	WATER	9/8/2008	5	5	NONE	1	0809060
0809060-8	SMP	PS-MW08D	WATER	9/8/2008	5	5	NONE	1	0809060
0809076-11	SMP	XXXXXX	WATER	XXXXXX	5	5	NONE	1	0809076

QC Types

CAR	Carrier reference sample	DUP	Laboratory Duplicate
LCS	Laboratory Control Sample	LCSD	Laboratory Control Sample Duplicat
MB	Method Blank	MS	Laboratory Matrix Spike
MSD	Laboratory Matrix Spike Duplicate	REP	Sample replicate
SMP	Field Sample	SYS	Sample Yield Spike

ICP Metals

Method SW6010
Calibration Verifications

Lab Name: **Paragon Analytics**
Work Order Number: 0809060
Client Name: URS
ClientProject ID: Prather Phase 1 Investigation

Lab ID: ICV
QC Type: Initial Calibration

File Name: 080913A.

Run ID: IT080913-2A7
Date Analyzed: 09/13/2008
Time Analyzed: 10:59
Result Units: MG/L

CASNO	Target Analyte	Spike Added	Result	Reporting Limit	Result Qualifier	% Rec.	Control Limits
7440-39-3	BARIUM	0.5	0.504	0.1		101	90 - 110%
7440-42-8	BORON	0.5	0.516	0.1		103	90 - 110%
7440-70-2	CALCIUM	25	26.4	1		105	90 - 110%
7440-47-3	CHROMIUM	0.5	0.51	0.01		102	90 - 110%
7440-50-8	COPPER	0.5	0.504	0.01		101	90 - 110%
7439-89-6	IRON	10	10.7	0.1		107	90 - 110%
7439-95-4	MAGNESIUM	25	24.9	1		100	90 - 110%
7439-96-5	MANGANESE	0.5	0.5	0.01		100	90 - 110%
7440-09-7	POTASSIUM	25	24.9	1		100	90 - 110%
7440-23-5	SODIUM	25	24.8	1		99	90 - 110%

Data Package ID: *IT0809060-1*

ICP Metals

Method SW6010
Calibration Verifications

Lab Name: **Paragon Analytics**
Work Order Number: 0809060
Client Name: URS
ClientProject ID: Prather Phase 1 Investigation

Lab ID: CCV1
QC Type: Continuing Calibration
File Name: 080913A.

Run ID: IT080913-2A7
Date Analyzed: 09/13/2008
Time Analyzed: 11:25
Result Units: MG/L

CASNO	Target Analyte	Spike Added	Result	Reporting Limit	Result Qualifier	% Rec.	Control Limits
7440-39-3	BARIUM	1	1	0.1		100	90 - 110%
7440-42-8	BORON	1	1.03	0.1		103	90 - 110%
7440-70-2	CALCIUM	50	51.2	1		102	90 - 110%
7440-47-3	CHROMIUM	1	0.985	0.01		99	90 - 110%
7440-50-8	COPPER	1	1.01	0.01		101	90 - 110%
7439-89-6	IRON	20	21	0.1		105	90 - 110%
7439-95-4	MAGNESIUM	50	50.2	1		100	90 - 110%
7439-96-5	MANGANESE	1	0.964	0.01		96	90 - 110%
7440-09-7	POTASSIUM	50	52.7	1		105	90 - 110%
7440-23-5	SODIUM	50	51.5	1		103	90 - 110%

Data Package ID: *IT0809060-1*

ICP Metals

Method SW6010

Calibration Verifications

Lab Name: **Paragon Analytics**
Work Order Number: 0809060
Client Name: URS
ClientProject ID: Prather Phase 1 Investigation

Lab ID: CCV2
QC Type: Continuing Calibration
File Name: 080913A.

Run ID: IT080913-2A7
Date Analyzed: 09/13/2008
Time Analyzed: 11:48
Result Units: MG/L

CASNO	Target Analyte	Spike Added	Result	Reporting Limit	Result Qualifier	% Rec.	Control Limits
7440-39-3	BARIUM	1	0.989	0.1		99	90 - 110%
7440-42-8	BORON	1	0.993	0.1		99	90 - 110%
7440-70-2	CALCIUM	50	49.3	1		99	90 - 110%
7440-47-3	CHROMIUM	1	0.952	0.01		95	90 - 110%
7440-50-8	COPPER	1	0.979	0.01		98	90 - 110%
7439-89-6	IRON	20	20.1	0.1		101	90 - 110%
7439-95-4	MAGNESIUM	50	48.3	1		97	90 - 110%
7439-96-5	MANGANESE	1	0.926	0.01		93	90 - 110%
7440-09-7	POTASSIUM	50	51.6	1		103	90 - 110%
7440-23-5	SODIUM	50	50.5	1		101	90 - 110%

Data Package ID: *IT0809060-1*

ICP Metals

Method SW6010
Calibration Verifications

Lab Name: **Paragon Analytics**
Work Order Number: 0809060
Client Name: URS
ClientProject ID: Prather Phase 1 Investigation

Lab ID: CCV3
QC Type: Continuing Calibration
File Name: 080913A.

Run ID: IT080913-2A7
Date Analyzed: 09/13/2008
Time Analyzed: 12:18
Result Units: MG/L

CASNO	Target Analyte	Spike Added	Result	Reporting Limit	Result Qualifier	% Rec.	Control Limits
7440-39-3	BARIUM	1	0.966	0.1		97	90 - 110%
7440-42-8	BORON	1	0.978	0.1		98	90 - 110%
7440-70-2	CALCIUM	50	50.3	1		101	90 - 110%
7440-47-3	CHROMIUM	1	0.963	0.01		96	90 - 110%
7440-50-8	COPPER	1	0.938	0.01		94	90 - 110%
7439-89-6	IRON	20	20.1	0.1		101	90 - 110%
7439-95-4	MAGNESIUM	50	47.8	1		96	90 - 110%
7439-96-5	MANGANESE	1	0.927	0.01		93	90 - 110%
7440-09-7	POTASSIUM	50	49.3	1		99	90 - 110%
7440-23-5	SODIUM	50	48.6	1		97	90 - 110%

Data Package ID: *IT0809060-1*

ICP Metals

Method SW6010
Calibration Verifications

Lab Name: **Paragon Analytics**
Work Order Number: 0809060
Client Name: URS
ClientProject ID: Prather Phase 1 Investigation

Lab ID: CCV4
QC Type: Continuing Calibration
File Name: 080913A.

Run ID: IT080913-2A7
Date Analyzed: 09/13/2008
Time Analyzed: 12:52
Result Units: MG/L

CASNO	Target Analyte	Spike Added	Result	Reporting Limit	Result Qualifier	% Rec.	Control Limits
7440-39-3	BARIUM	1	0.981	0.1		98	90 - 110%
7440-42-8	BORON	1	0.987	0.1		99	90 - 110%
7440-70-2	CALCIUM	50	51.6	1		103	90 - 110%
7440-47-3	CHROMIUM	1	0.982	0.01		98	90 - 110%
7440-50-8	COPPER	1	0.982	0.01		98	90 - 110%
7439-89-6	IRON	20	20.4	0.1		102	90 - 110%
7439-95-4	MAGNESIUM	50	48.3	1		97	90 - 110%
7439-96-5	MANGANESE	1	0.982	0.01		98	90 - 110%
7440-09-7	POTASSIUM	50	49.6	1		99	90 - 110%
7440-23-5	SODIUM	50	49	1		98	90 - 110%

Data Package ID: *IT0809060-1*

ICP Metals

Method SW6010
Calibration Verifications

Lab Name: **Paragon Analytics**
Work Order Number: 0809060
Client Name: URS
ClientProject ID: Prather Phase 1 Investigation

Lab ID: CCV5
QC Type: Continuing Calibration
File Name: 080913A.

Run ID: IT080913-2A7
Date Analyzed: 09/13/2008
Time Analyzed: 13:15
Result Units: MG/L

CASNO	Target Analyte	Spike Added	Result	Reporting Limit	Result Qualifier	% Rec.	Control Limits
7440-39-3	BARIUM	1	0.943	0.1		94	90 - 110%
7440-42-8	BORON	1	0.936	0.1		94	90 - 110%
7440-70-2	CALCIUM	50	48.2	1		96	90 - 110%
7440-47-3	CHROMIUM	1	0.927	0.01		93	90 - 110%
7440-50-8	COPPER	1	0.942	0.01		94	90 - 110%
7439-89-6	IRON	20	19.2	0.1		96	90 - 110%
7439-95-4	MAGNESIUM	50	45.6	1		91	90 - 110%
7439-96-5	MANGANESE	1	0.926	0.01		93	90 - 110%
7440-09-7	POTASSIUM	50	47.7	1		95	90 - 110%
7440-23-5	SODIUM	50	46.9	1		94	90 - 110%

Data Package ID: *IT0809060-1*

ICP Metals

Method SW6010
Calibration Verifications

Lab Name: **Paragon Analytics**
Work Order Number: 0809060
Client Name: URS
ClientProject ID: Prather Phase 1 Investigation

Lab ID: CCV6
QC Type: Continuing Calibration
File Name: 080913A.

Run ID: IT080913-2A7
Date Analyzed: 09/13/2008
Time Analyzed: 13:26
Result Units: MG/L

CASNO	Target Analyte	Spike Added	Result	Reporting Limit	Result Qualifier	% Rec.	Control Limits
7440-39-3	BARIUM	1	0.986	0.1		99	90 - 110%
7440-42-8	BORON	1	0.975	0.1		98	90 - 110%
7440-70-2	CALCIUM	50	47.8	1		96	90 - 110%
7440-47-3	CHROMIUM	1	0.928	0.01		93	90 - 110%
7440-50-8	COPPER	1	1	0.01		100	90 - 110%
7439-89-6	IRON	20	19.4	0.1		97	90 - 110%
7439-95-4	MAGNESIUM	50	46.8	1		94	90 - 110%
7439-96-5	MANGANESE	1	0.932	0.01		93	90 - 110%
7440-09-7	POTASSIUM	50	50.5	1		101	90 - 110%
7440-23-5	SODIUM	50	49.5	1		99	90 - 110%

Data Package ID: *IT0809060-1*

ICP Metals

Method SW6010
Calibration Blanks

Lab Name: **Paragon Analytics**
Work Order Number: 0809060
Client Name: URS
ClientProject ID: Prather Phase 1 Investigation

Lab ID: ICB
QC Type: Initial Calibration

Run ID: IT080913-2A7
Date Analyzed: 09/13/2008
Time Analyzed: 11:04:00 AM
Result Units: MG/L

CASNO	Target Analyte	Result	Reporting Limit	Result Qualifier
7440-39-3	BARIUM	-0.000452	0.1	B
7440-42-8	BORON	0.1	0.1	U
7440-70-2	CALCIUM	1	1	U
7440-47-3	CHROMIUM	-0.00112	0.01	B
7440-50-8	COPPER	0.01	0.01	U
7439-89-6	IRON	0.1	0.1	U
7439-95-4	MAGNESIUM	-0.0239	1	B
7439-96-5	MANGANESE	-0.000516	0.01	B
7440-09-7	POTASSIUM	1	1	U
7440-23-5	SODIUM	0.108	1	B

Data Package ID: *IT0809060-1*

ICP Metals

Method SW6010
Calibration Blanks

Lab Name: **Paragon Analytics**
Work Order Number: 0809060
Client Name: URS
ClientProject ID: Prather Phase 1 Investigation

Lab ID: CCB1
QC Type: Continuing Calibration

Run ID: IT080913-2A7
Date Analyzed: 09/13/2008
Time Analyzed: 11:27:00 AM
Result Units: MG/L

CASNO	Target Analyte	Result	Reporting Limit	Result Qualifier
7440-39-3	BARIUM	-0.000419	0.1	B
7440-42-8	BORON	0.00265	0.1	B
7440-70-2	CALCIUM	1	1	U
7440-47-3	CHROMIUM	0.01	0.01	U
7440-50-8	COPPER	0.01	0.01	U
7439-89-6	IRON	0.1	0.1	U
7439-95-4	MAGNESIUM	-0.018	1	B
7439-96-5	MANGANESE	-0.000483	0.01	B
7440-09-7	POTASSIUM	-0.0607	1	B
7440-23-5	SODIUM	0.108	1	B

Data Package ID: *IT0809060-1*

ICP Metals

Method SW6010
Calibration Blanks

Lab Name: **Paragon Analytics**
Work Order Number: 0809060
Client Name: URS
ClientProject ID: Prather Phase 1 Investigation

Lab ID: CCB2
QC Type: Continuing Calibration

Run ID: IT080913-2A7
Date Analyzed: 09/13/2008
Time Analyzed: 11:51:00 AM
Result Units: MG/L

CASNO	Target Analyte	Result	Reporting Limit	Result Qualifier
7440-39-3	BARIUM	-0.000419	0.1	B
7440-42-8	BORON	0.1	0.1	U
7440-70-2	CALCIUM	1	1	U
7440-47-3	CHROMIUM	-0.00111	0.01	B
7440-50-8	COPPER	0.01	0.01	U
7439-89-6	IRON	0.1	0.1	U
7439-95-4	MAGNESIUM	-0.0203	1	B
7439-96-5	MANGANESE	-0.000516	0.01	B
7440-09-7	POTASSIUM	-0.191	1	B
7440-23-5	SODIUM	0.1	1	B

Data Package ID: *IT0809060-1*

ICP Metals

Method SW6010
Calibration Blanks

Lab Name: **Paragon Analytics**
Work Order Number: 0809060
Client Name: URS
ClientProject ID: Prather Phase 1 Investigation

Lab ID: CCB3
QC Type: Continuing Calibration

Run ID: IT080913-2A7
Date Analyzed: 09/13/2008
Time Analyzed: 12:22:00 PM
Result Units: MG/L

CASNO	Target Analyte	Result	Reporting Limit	Result Qualifier
7440-39-3	BARIUM	-0.000709	0.1	B
7440-42-8	BORON	0.1	0.1	U
7440-70-2	CALCIUM	1	1	U
7440-47-3	CHROMIUM	-0.00209	0.01	B
7440-50-8	COPPER	0.01	0.01	U
7439-89-6	IRON	0.1	0.1	U
7439-95-4	MAGNESIUM	-0.0328	1	B
7439-96-5	MANGANESE	-0.000651	0.01	B
7440-09-7	POTASSIUM	-0.0865	1	B
7440-23-5	SODIUM	0.103	1	B

Data Package ID: *IT0809060-1*

ICP Metals

Method SW6010
Calibration Blanks

Lab Name: **Paragon Analytics**
Work Order Number: 0809060
Client Name: URS
ClientProject ID: Prather Phase 1 Investigation

Lab ID: CCB4
QC Type: Continuing Calibration

Run ID: IT080913-2A7
Date Analyzed: 09/13/2008
Time Analyzed: 12:54:00 PM
Result Units: MG/L

CASNO	Target Analyte	Result	Reporting Limit	Result Qualifier
7440-39-3	BARIUM	-0.000548	0.1	B
7440-42-8	BORON	0.1	0.1	U
7440-70-2	CALCIUM	1	1	U
7440-47-3	CHROMIUM	-0.0011	0.01	B
7440-50-8	COPPER	0.01	0.01	U
7439-89-6	IRON	-0.00477	0.1	B
7439-95-4	MAGNESIUM	-0.0328	1	B
7439-96-5	MANGANESE	-0.000513	0.01	B
7440-09-7	POTASSIUM	-0.0757	1	B
7440-23-5	SODIUM	0.109	1	B

Data Package ID: *IT0809060-1*

ICP Metals

Method SW6010
Calibration Blanks

Lab Name: **Paragon Analytics**
Work Order Number: 0809060
Client Name: URS
ClientProject ID: Prather Phase 1 Investigation

Lab ID: CCB5
QC Type: Continuing Calibration

Run ID: IT080913-2A7
Date Analyzed: 09/13/2008
Time Analyzed: 1:17:00 PM
Result Units: MG/L

CASNO	Target Analyte	Result	Reporting Limit	Result Qualifier
7440-39-3	BARIUM	0.1	0.1	U
7440-42-8	BORON	0.00244	0.1	B
7440-70-2	CALCIUM	1	1	U
7440-47-3	CHROMIUM	-0.000543	0.01	B
7440-50-8	COPPER	0.01	0.01	U
7439-89-6	IRON	0.1	0.1	U
7439-95-4	MAGNESIUM	-0.0215	1	B
7439-96-5	MANGANESE	-0.000443	0.01	B
7440-09-7	POTASSIUM	0.0554	1	B
7440-23-5	SODIUM	0.115	1	B

Data Package ID: *IT0809060-1*

ICP Metals

Method SW6010
Calibration Blanks

Lab Name: **Paragon Analytics**
Work Order Number: 0809060
Client Name: URS
ClientProject ID: Prather Phase 1 Investigation

Lab ID: CCB6
QC Type: Continuing Calibration

Run ID: IT080913-2A7
Date Analyzed: 09/13/2008
Time Analyzed: 1:28:00 PM
Result Units: MG/L

CASNO	Target Analyte	Result	Reporting Limit	Result Qualifier
7440-39-3	BARIUM	0.1	0.1	U
7440-42-8	BORON	0.0027	0.1	B
7440-70-2	CALCIUM	1	1	U
7440-47-3	CHROMIUM	0.01	0.01	U
7440-50-8	COPPER	0.01	0.01	U
7439-89-6	IRON	0.1	0.1	U
7439-95-4	MAGNESIUM	-0.0225	1	B
7439-96-5	MANGANESE	-0.000373	0.01	B
7440-09-7	POTASSIUM	-0.204	1	B
7440-23-5	SODIUM	0.103	1	B

Data Package ID: *IT0809060-1*

ICP Metals

Method SW6010

ICP Interference Check Sample

Lab Name: **Paragon Analytics**
Work Order Number: 0809060
Client Name: URS
ClientProject ID: Prather Phase 1 Investigation

Run ID: IT080913-2A7
Date Analyzed: 09/13/2008
Result Units: MG/L

CASNO	Target Analyte	Spike Added		Results		% Rec.
		ICSA1	ICSAB1	ICSA1	ICSAB1	
7440-39-3	BARIUM		0.5		0.49300	99
7440-42-8	BORON		1		0.97100	97
7440-70-2	CALCIUM	250	250	265	250	100
7440-47-3	CHROMIUM		0.5		0.43000	86
7440-50-8	COPPER		0.5		0.50300	101
7439-89-6	IRON	100	100	108	103	103
7439-95-4	MAGNESIUM	250	250	260	252	101
7439-96-5	MANGANESE		0.5		0.447	89
7440-09-7	POTASSIUM					
7440-23-5	SODIUM					

Data Package ID: *IT0809060-1*

ICP Metals

Method SW6010

ICP Interference Check Sample

Lab Name: **Paragon Analytics**
Work Order Number: 0809060
Client Name: URS
ClientProject ID: Prather Phase 1 Investigation

Run ID: IT080913-2A7
Date Analyzed: 09/13/2008
Result Units: MG/L

CASNO	Target Analyte	Spike Added		Results		% Rec.
		ICSA2	ICSAB2	ICSA2	ICSAB2	
7440-39-3	BARIUM		0.5		0.487	97
7440-42-8	BORON		1		0.94300	94
7440-70-2	CALCIUM	250	250	255	245	98
7440-47-3	CHROMIUM		0.5		0.427	85
7440-50-8	COPPER		0.5		0.5	100
7439-89-6	IRON	100	100	101	98.2	98
7439-95-4	MAGNESIUM	250	250	244	241	96
7439-96-5	MANGANESE		0.5		0.44900	90
7440-09-7	POTASSIUM					
7440-23-5	SODIUM					

Data Package ID: *IT0809060-1*

Metals Linear Ranges

Lab Name: **Paragon Analytics**
Work Order Number: 0809060
Client Name: URS
ClientProject ID: Prather Phase 1 Investigation

Instrument ID: ICPTrace2
Active Date: 07/26/2008
Expiration Date: 10/15/2008

CASNO	Target Analyte	Concentration (ppm)
7440-38-2	ARSENIC	5
7440-39-3	BARIUM	10
7440-42-8	BORON	10
7440-43-9	CADMIUM	5
7440-70-2	CALCIUM	500
7440-47-3	CHROMIUM	10
7440-50-8	COPPER	10
7439-89-6	IRON	200
7439-92-1	LEAD	10
7439-95-4	MAGNESIUM	500
7439-96-5	MANGANESE	10
7440-09-7	POTASSIUM	250
7782-49-2	SELENIUM	5
7440-22-4	SILVER	2
7440-23-5	SODIUM	250

ICP Interelement Correction Factors

Lab Name: **Paragon Analytics**
Work Order Number: 0809060
Client Name: URS
ClientProject ID: Prather Phase 1 Investigation

Instrument ID: ICPTrace2
Active Date: 6/5/2008
Expiration Date: 6/5/2009

Analyte	Lamda (nm)	Al	Sb	As	Ba	Be	Cd	Ca	Cr	Co	Cu	Fe	Pb	Mg	Mn	Ni	Th
CADMIUM				0.0010893													
CHROMIUM																	
COPPER																	
LEAD		0.0001638										0.0000375	-0.002449				
MAGNESIUM																	
SELENIUM		-1.43E-05										-0.000123			0.001152		
SILVER																	

ICP Interelement Correction Factors

Lab Name: **Paragon Analytics**
Work Order Number: 0809060
Client Name: URS
ClientProject ID: Prather Phase 1 Investigation

Instrument ID: ICPTrace2
Active Date: 6/5/2008
Expiration Date: 6/5/2009

Analyte	Lamda (nm)	K	Se	Ag	Na	Tl	V	Zn	Sn	Ti	Mo	Li	Sr	B	Si	U	Zr
CADMIUM																	
CHROMIUM																0.0005333	
COPPER																0.0005552	
LEAD										0.0055904						0.0012671	
MAGNESIUM																-0.024265	
SELENIUM																-0.00098	
SILVER																0.0006982	0.0038966

ICPTrace2 Run Log -- 9/13/2008

Instrument ID: ICPTrace2
File Name: 080913A.
AnalRunID: IT080913-2A1
CalibRefID: IT080913-2A1

Comment	Field ID	Lab ID	DF	Date Analyzed	Time Analyzed
		MIXBHIGH	1	9/13/2008	10:19
		MIXAHIGH	1	9/13/2008	10:30
		MIXCHIGH	1	9/13/2008	10:32
		ICV	1	9/13/2008	10:59
		ICB	1	9/13/2008	11:04
		CRI1	1	9/13/2008	11:06
		ICSA1	1	9/13/2008	11:15
		ICSAB1	1	9/13/2008	11:20
		CCV1	1	9/13/2008	11:25
		CCB1	1	9/13/2008	11:27
+ As		0808179-2	1	9/13/2008	11:29
+ As		0808179-6	1	9/13/2008	11:31
+ As		0808169-11	1	9/13/2008	11:33
+ As		0808102-9	1	9/13/2008	11:35
+ As		0808102-9DUP	1	9/13/2008	11:37
+ As		0808102-9SER	5	9/13/2008	11:39
+ As		0808102-9MS	1	9/13/2008	11:41
+ As		0808102-9MSD	1	9/13/2008	11:43
+ As		0808102-16	1	9/13/2008	11:45
+ Na		0809004-1	10	9/13/2008	11:46
		CCV2	1	9/13/2008	11:48
		CCB2	1	9/13/2008	11:51
+ Fe,Pb,Se,Tl,U,V		0808119-5	5	9/13/2008	11:53
+ Ca		0808089-2	10	9/13/2008	11:55
+ Ca,K		0808089-3	10	9/13/2008	11:57
+ K		0808089-4	10	9/13/2008	11:59
+ Ca,K		0808089-5	10	9/13/2008	12:00
		F080911-1MB	1	9/13/2008	12:02
	PS-MW03D	0809060-1	1	9/13/2008	12:04
	PS-MW03S	0809060-2	1	9/13/2008	12:06
	PS-MW04D	0809060-3	1	9/13/2008	12:08
	PS-MW04S	0809060-4	1	9/13/2008	12:10
		CCV3	1	9/13/2008	12:18
		CCB3	1	9/13/2008	12:22
	PS-MW05D	0809060-6	1	9/13/2008	12:24

Data Package ID: IT0809060-1

ICPTrace2 Run Log -- 9/13/2008

Instrument ID: ICPTrace2
File Name: 080913A.
AnalRunID: IT080913-2A1
CalibRefID: IT080913-2A1

Comment	Field ID	Lab ID	DF	Date Analyzed	Time Analyzed
	PS-MW08S	0809060-7	1	9/13/2008	12:26
- S	PS-MW08D	0809060-8	1	9/13/2008	12:28
		F080912-1MB	1	9/13/2008	12:30
		0809076-1	1	9/13/2008	12:32
		0809076-2	1	9/13/2008	12:34
		0809076-3	1	9/13/2008	12:36
		0809076-4	1	9/13/2008	12:38
		0809076-5	1	9/13/2008	12:40
		0809076-6	1	9/13/2008	12:42
		CCV4	1	9/13/2008	12:52
		CCB4	1	9/13/2008	12:54
		0809076-7	1	9/13/2008	12:56
		0809076-8	1	9/13/2008	12:58
		0809076-9	1	9/13/2008	13:00
		0809076-10	1	9/13/2008	13:02
		0809076-11	1	9/13/2008	13:04
		0809076-11SER	5	9/13/2008	13:06
		0809076-11MS	1	9/13/2008	13:08
		0809076-11MSD	1	9/13/2008	13:10
		CCV5	1	9/13/2008	13:15
		CCB5	1	9/13/2008	13:17
		CRI2	1	9/13/2008	13:19
		ICSA2	1	9/13/2008	13:21
		ICSAB2	1	9/13/2008	13:24
		CCV6	1	9/13/2008	13:26
		CCB6	1	9/13/2008	13:28
		CCV7	1	9/13/2008	13:52
		CCB7	1	9/13/2008	13:57
		IP080910-5MB	1	9/13/2008	13:59
		IP080910-5LCS	1	9/13/2008	14:01
- Ca,P,S,Sn		0806128-1	1	9/13/2008	14:03
- Ca,P,S,Sn		0806128-4	1	9/13/2008	14:04
- Ca,P,S		0806128-7	1	9/13/2008	14:06
- Ca,P,S		0806128-7DUP	1	9/13/2008	14:08
- Ca,P,S		0806128-7SER	5	9/13/2008	14:10

Data Package ID: IT0809060-1

ICPTrace2 Run Log -- 9/13/2008

Instrument ID: ICPTrace2
File Name: 080913A.
AnalRunID: IT080913-2A1
CalibRefID: IT080913-2A1

Comment	Field ID	Lab ID	DF	Date Analyzed	Time Analyzed
- Ca,P,S		0806128-7MS	1	9/13/2008	14:12
- Ca,P,S		0806128-7MSD	1	9/13/2008	14:14
- Ca,P,S		0806128-10	1	9/13/2008	14:16
		CCV8	1	9/13/2008	14:18
		CCB8	1	9/13/2008	14:22
- Ca,P,S		0806128-13	1	9/13/2008	14:24
		IP080909-2MB	1	9/13/2008	14:26
		IP080909-2LCS	1	9/13/2008	14:28
- Ca,K,P,S		0808227-1	1	9/13/2008	14:30
- K,P,S		0808227-2	1	9/13/2008	14:32
- Ca,P,S		0808227-3	1	9/13/2008	14:34
- Ca,P,S		0808227-3DUP	1	9/13/2008	14:36
- Ca,P,S		0808227-3SER	5	9/13/2008	14:38
- P,S		0808227-3MS	1	9/13/2008	14:40
- K,P,S		0808227-3MSD	1	9/13/2008	14:42
- K,P,S		0808227-4	1	9/13/2008	14:44
		CCV9	1	9/13/2008	14:52
		CCB9	1	9/13/2008	14:54
- P,S		0808227-5	1	9/13/2008	14:56
		EX080910-4MB	1	9/13/2008	14:58
		EX080910-4LCS	1	9/13/2008	15:00
		0809051-2	1	9/13/2008	15:02
		0809051-2DUP	1	9/13/2008	15:04
		0809051-2SER	5	9/13/2008	15:06
		0809051-2MS	1	9/13/2008	15:08
		0809051-2MSD	1	9/13/2008	15:10
- Ca,P,S		0806128-7A	1	9/13/2008	15:12
+ Ca,K,S		0808227-1	10	9/13/2008	15:14
		CCV10	1	9/13/2008	15:18
		CCB10	1	9/13/2008	15:20
+ K,P,S		0808227-2	10	9/13/2008	15:23
+ Ca,P,S		0808227-3	10	9/13/2008	15:25
+ Ca,S		0808227-3DUP	10	9/13/2008	15:27
+ Ca,P,S		0808227-3SER	50	9/13/2008	15:29
+ P,S		0808227-3MS	10	9/13/2008	15:31

Data Package ID: IT0809060-1

ICPTrace2 Run Log -- 9/13/2008

Instrument ID: ICPTrace2
File Name: 080913A.
AnalRunID: IT080913-2A1
CalibRefID: IT080913-2A1

Comment	Field ID	Lab ID	DF	Date Analyzed	Time Analyzed
+ K,P,S		0808227-3MSD	10	9/13/2008	15:32
+ K,P,S		0808227-4	10	9/13/2008	15:35
- Ca,P,S		0808227-3A	1	9/13/2008	15:37
		CCV11	1	9/13/2008	15:39
		CCB11	1	9/13/2008	15:41
		CRI3	1	9/13/2008	15:43
		ICSA3	1	9/13/2008	15:45
		ICSAB3	1	9/13/2008	15:48
		CCV12	1	9/13/2008	15:50
		CCB12	1	9/13/2008	15:52

Data Package ID: IT0809060-1

ICPTrace2 Run Log -- 9/13/2008

Instrument ID: ICPTrace2
File Name: 080913A.
AnalRunID: IT080913-2A1
CalibRefID: IT080913-2A1

Start Date: 9/13/2008
End Date: 9/13/2008

Lab ID	DF	Time	AG	AL	AS	B	BA	BE	BI	CA	CD	CO	CR	CU	FE	K	LI	MG	MN	MO	NA	NI	P	PB	S	SB	SE	SI	SN	SR	TH	TI	TL	U	V	ZN	ZR
ICV	1	10:59	X	X	X	X	X	X	X	X	X	X	X	X	X	X	X	X	X	X	X	X	X	X	X	X	X	X	X	X	X	X	X	X	X	X	X
ICB	1	11:04	X	X	X	X	X	X	X	X	X	X	X	X	X	X	X	X	X	X	X	X	X	X	X	X	X	X	X	X	X	X	X	X	X	X	X
CRI1	1	11:06	X	X	X	X	X	X	X	X	X	X	X	X	X	X	X	X	X	X	X	X	X	X	X	X	X	X	X	X	X	X	X	X	X	X	X
ICSA1	1	11:15	X	X	X	X	X	X	X	X	X	X	X	X	X	X	X	X	X	X	X	X	X	X	X	X	X	X	X	X	X	X	X	X	X	X	X
ICSAB1	1	11:20	X	X	X	X	X	X	X	X	X	X	X	X	X	X	X	X	X	X	X	X	X	X	X	X	X	X	X	X	X	X	X	X	X	X	X
CCV1	1	11:25	X	X	X	X	X	X	X	X	X	X	X	X	X	X	X	X	X	X	X	X	X	X	X	X	X	X	X	X	X	X	X	X	X	X	X
CCB1	1	11:27	X	X	X	X	X	X	X	X	X	X	X	X	X	X	X	X	X	X	X	X	X	X	X	X	X	X	X	X	X	X	X	X	X	X	X
0808179-2	1	11:29			X																																
0808179-6	1	11:31			X																																
0808169-11	1	11:33			X																																
0808102-9	1	11:35			X																																
0808102-9DUP	1	11:37			X																																
0808102-9SER	5	11:39			X																																
0808102-9MS	1	11:41			X																																
0808102-9MSD	1	11:43			X																																
0808102-16	1	11:45			X																																
0809004-1	10	11:46																			X																
CCV2	1	11:48	X	X	X	X	X	X	X	X	X	X	X	X	X	X	X	X	X	X	X	X	X	X	X	X	X	X	X	X	X	X	X	X	X	X	X
CCB2	1	11:51	X	X	X	X	X	X	X	X	X	X	X	X	X	X	X	X	X	X	X	X	X	X	X	X	X	X	X	X	X	X	X	X	X	X	X
0808119-5	5	11:53													X									X			X						X	X	X		
0808089-2	10	11:55								X																											
0808089-3	10	11:57								X						X																					
0808089-4	10	11:59														X																					
0808089-5	10	12:00								X						X																					
F080911-1MB	1	12:02	X	X	X	X	X	X	X	X	X	X	X	X	X	X	X	X	X	X	X	X	X	X	X	X	X	X	X	X	X	X	X	X	X	X	X

Data Package ID: IT0809060-1

Paragon Analytics
LIMS Version: 6.193A

Date Printed: Thursday, September 18, 2008

ICPTrace2 Run Log -- 9/13/2008

Instrument ID: ICPTrace2
File Name: 080913A.
AnalRunID: IT080913-2A1
CalibRefID: IT080913-2A1

Start Date: 9/13/2008
End Date: 9/13/2008

Lab ID	DF	Time	AG	AL	AS	B	BA	BE	BI	CA	CD	CO	CR	CU	FE	K	LI	MG	MN	MO	NA	NI	P	PB	S	SB	SE	SI	SN	SR	TH	TI	TL	U	V	ZN	ZR
0809060-1	1	12:04	X	X	X	X	X	X	X	X	X	X	X	X	X	X	X	X	X	X	X	X	X	X	X	X	X	X	X	X	X	X	X	X	X	X	X
0809060-2	1	12:06	X	X	X	X	X	X	X	X	X	X	X	X	X	X	X	X	X	X	X	X	X	X	X	X	X	X	X	X	X	X	X	X	X	X	X
0809060-3	1	12:08	X	X	X	X	X	X	X	X	X	X	X	X	X	X	X	X	X	X	X	X	X	X	X	X	X	X	X	X	X	X	X	X	X	X	X
0809060-4	1	12:10	X	X	X	X	X	X	X	X	X	X	X	X	X	X	X	X	X	X	X	X	X	X	X	X	X	X	X	X	X	X	X	X	X	X	X
CCV3	1	12:18	X	X	X	X	X	X	X	X	X	X	X	X	X	X	X	X	X	X	X	X	X	X	X	X	X	X	X	X	X	X	X	X	X	X	X
CCB3	1	12:22	X	X	X	X	X	X	X	X	X	X	X	X	X	X	X	X	X	X	X	X	X	X	X	X	X	X	X	X	X	X	X	X	X	X	X
0809060-6	1	12:24	X	X	X	X	X	X	X	X	X	X	X	X	X	X	X	X	X	X	X	X	X	X	X	X	X	X	X	X	X	X	X	X	X	X	X
0809060-7	1	12:26	X	X	X	X	X	X	X	X	X	X	X	X	X	X	X	X	X	X	X	X	X	X	X	X	X	X	X	X	X	X	X	X	X	X	X
0809060-8	1	12:28	X	X	X	X	X	X	X	X	X	X	X	X	X	X	X	X	X	X	X	X	X	X		X	X	X	X	X	X	X	X	X	X	X	X
F080912-1MB	1	12:30	X	X	X	X	X	X	X	X	X	X	X	X	X	X	X	X	X	X	X	X	X	X	X	X	X	X	X	X	X	X	X	X	X	X	X
0809076-1	1	12:32	X	X	X	X	X	X	X	X	X	X	X	X	X	X	X	X	X	X	X	X	X	X	X	X	X	X	X	X	X	X	X	X	X	X	X
0809076-2	1	12:34	X	X	X	X	X	X	X	X	X	X	X	X	X	X	X	X	X	X	X	X	X	X	X	X	X	X	X	X	X	X	X	X	X	X	X
0809076-3	1	12:36	X	X	X	X	X	X	X	X	X	X	X	X	X	X	X	X	X	X	X	X	X	X	X	X	X	X	X	X	X	X	X	X	X	X	X
0809076-4	1	12:38	X	X	X	X	X	X	X	X	X	X	X	X	X	X	X	X	X	X	X	X	X	X	X	X	X	X	X	X	X	X	X	X	X	X	X
0809076-5	1	12:40	X	X	X	X	X	X	X	X	X	X	X	X	X	X	X	X	X	X	X	X	X	X	X	X	X	X	X	X	X	X	X	X	X	X	X
0809076-6	1	12:42	X	X	X	X	X	X	X	X	X	X	X	X	X	X	X	X	X	X	X	X	X	X	X	X	X	X	X	X	X	X	X	X	X	X	X
CCV4	1	12:52	X	X	X	X	X	X	X	X	X	X	X	X	X	X	X	X	X	X	X	X	X	X	X	X	X	X	X	X	X	X	X	X	X	X	X
CCB4	1	12:54	X	X	X	X	X	X	X	X	X	X	X	X	X	X	X	X	X	X	X	X	X	X	X	X	X	X	X	X	X	X	X	X	X	X	X
0809076-7	1	12:56	X	X	X	X	X	X	X	X	X	X	X	X	X	X	X	X	X	X	X	X	X	X	X	X	X	X	X	X	X	X	X	X	X	X	X
0809076-8	1	12:58	X	X	X	X	X	X	X	X	X	X	X	X	X	X	X	X	X	X	X	X	X	X	X	X	X	X	X	X	X	X	X	X	X	X	X
0809076-9	1	13:00	X	X	X	X	X	X	X	X	X	X	X	X	X	X	X	X	X	X	X	X	X	X	X	X	X	X	X	X	X	X	X	X	X	X	X
0809076-10	1	13:02	X	X	X	X	X	X	X	X	X	X	X	X	X	X	X	X	X	X	X	X	X	X	X	X	X	X	X	X	X	X	X	X	X	X	X
0809076-11	1	13:04	X	X	X	X	X	X	X	X	X	X	X	X	X	X	X	X	X	X	X	X	X	X	X	X	X	X	X	X	X	X	X	X	X	X	X
0809076-11SER	5	13:06	X	X	X	X	X	X	X	X	X	X	X	X	X	X	X	X	X	X	X	X	X	X	X	X	X	X	X	X	X	X	X	X	X	X	X
0809076-11MS	1	13:08	X	X	X	X	X	X	X	X	X	X	X	X	X	X	X	X	X	X	X	X	X	X	X	X	X	X	X	X	X	X	X	X	X	X	X

Data Package ID: IT0809060-1

Paragon Analytics
LIMS Version: 6.193A

Date Printed: Thursday, September 18, 2008

ICPTrace2 Run Log -- 9/13/2008

Instrument ID: ICPTrace2
File Name: 080913A.
AnalRunID: IT080913-2A1
CalibRefID: IT080913-2A1

Start Date: 9/13/2008
End Date: 9/13/2008

Lab ID	DF	Time	AG	AL	AS	B	BA	BE	BI	CA	CD	CO	CR	CU	FE	K	LI	MG	MN	MO	NA	NI	P	PB	S	SB	SE	SI	SN	SR	TH	TI	TL	U	V	ZN	ZR
0809076-11MSD	1	13:10	X	X	X	X	X	X	X	X	X	X	X	X	X	X	X	X	X	X	X	X	X	X	X	X	X	X	X	X	X	X	X	X	X	X	X
CCV5	1	13:15	X	X	X	X	X	X	X	X	X	X	X	X	X	X	X	X	X	X	X	X	X	X	X	X	X	X	X	X	X	X	X	X	X	X	X
CCB5	1	13:17	X	X	X	X	X	X	X	X	X	X	X	X	X	X	X	X	X	X	X	X	X	X	X	X	X	X	X	X	X	X	X	X	X	X	X
CRI2	1	13:19	X	X	X	X	X	X	X	X	X	X	X	X	X	X	X	X	X	X	X	X	X	X	X	X	X	X	X	X	X	X	X	X	X	X	X
ICSA2	1	13:21	X	X	X	X	X	X	X	X	X	X	X	X	X	X	X	X	X	X	X	X	X	X	X	X	X	X	X	X	X	X	X	X	X	X	X
ICSAB2	1	13:24	X	X	X	X	X	X	X	X	X	X	X	X	X	X	X	X	X	X	X	X	X	X	X	X	X	X	X	X	X	X	X	X	X	X	X
CCV6	1	13:26	X	X	X	X	X	X	X	X	X	X	X	X	X	X	X	X	X	X	X	X	X	X	X	X	X	X	X	X	X	X	X	X	X	X	X
CCB6	1	13:28	X	X	X	X	X	X	X	X	X	X	X	X	X	X	X	X	X	X	X	X	X	X	X	X	X	X	X	X	X	X	X	X	X	X	X
CCV7	1	13:52	X	X	X	X	X	X	X	X	X	X	X	X	X	X	X	X	X	X	X	X	X	X	X	X	X	X	X	X	X	X	X	X	X	X	X
CCB7	1	13:57	X	X	X	X	X	X	X	X	X	X	X	X	X	X	X	X	X	X	X	X	X	X	X	X	X	X	X	X	X	X	X	X	X	X	X
IP080910-5MB	1	13:59	X	X	X	X	X	X	X	X	X	X	X	X	X	X	X	X	X	X	X	X	X	X	X	X	X	X	X	X	X	X	X	X	X	X	X
IP080910-5LCS	1	14:01	X	X	X	X	X	X	X	X	X	X	X	X	X	X	X	X	X	X	X	X	X	X	X	X	X	X	X	X	X	X	X	X	X	X	X
0806128-1	1	14:03	X	X	X	X	X	X	X		X	X	X	X	X	X	X	X	X	X	X	X		X		X	X	X		X	X	X	X	X	X	X	X
0806128-4	1	14:04	X	X	X	X	X	X	X		X	X	X	X	X	X	X	X	X	X	X	X		X		X	X	X		X	X	X	X	X	X	X	X
0806128-7	1	14:06	X	X	X	X	X	X	X		X	X	X	X	X	X	X	X	X	X	X	X		X		X	X	X	X	X	X	X	X	X	X	X	X
0806128-7DUP	1	14:08	X	X	X	X	X	X	X		X	X	X	X	X	X	X	X	X	X	X	X		X		X	X	X	X	X	X	X	X	X	X	X	X
0806128-7SER	5	14:10	X	X	X	X	X	X	X		X	X	X	X	X	X	X	X	X	X	X	X		X		X	X	X	X	X	X	X	X	X	X	X	X
0806128-7MS	1	14:12	X	X	X	X	X	X	X		X	X	X	X	X	X	X	X	X	X	X	X		X		X	X	X	X	X	X	X	X	X	X	X	X
0806128-7MSD	1	14:14	X	X	X	X	X	X	X		X	X	X	X	X	X	X	X	X	X	X	X		X		X	X	X	X	X	X	X	X	X	X	X	X
0806128-10	1	14:16	X	X	X	X	X	X	X		X	X	X	X	X	X	X	X	X	X	X	X		X		X	X	X	X	X	X	X	X	X	X	X	X
CCV8	1	14:18	X	X	X	X	X	X	X	X	X	X	X	X	X	X	X	X	X	X	X	X	X	X	X	X	X	X	X	X	X	X	X	X	X	X	X
CCB8	1	14:22	X	X	X	X	X	X	X	X	X	X	X	X	X	X	X	X	X	X	X	X	X	X	X	X	X	X	X	X	X	X	X	X	X	X	X
0806128-13	1	14:24	X	X	X	X	X	X	X		X	X	X	X	X	X	X	X	X	X	X	X		X		X	X	X	X	X	X	X	X	X	X	X	X
IP080909-2MB	1	14:26	X	X	X	X	X	X	X	X	X	X	X	X	X	X	X	X	X	X	X	X	X	X	X	X	X	X	X	X	X	X	X	X	X	X	X
IP080909-2LCS	1	14:28	X	X	X	X	X	X	X	X	X	X	X	X	X	X	X	X	X	X	X	X	X	X	X	X	X	X	X	X	X	X	X	X	X	X	X

Data Package ID: IT0809060-1

ICPTrace2 Run Log -- 9/13/2008

Instrument ID: ICPTrace2
File Name: 080913A.
AnalRunID: IT080913-2A1
CalibRefID: IT080913-2A1

Start Date: 9/13/2008
End Date: 9/13/2008

Lab ID	DF	Time	AG	AL	AS	B	BA	BE	BI	CA	CD	CO	CR	CU	FE	K	LI	MG	MN	MO	NA	NI	P	PB	S	SB	SE	SI	SN	SR	TH	TI	TL	U	V	ZN	ZR
0808227-1	1	14:30	X	X	X	X	X	X	X		X	X	X	X	X		X	X	X	X	X	X		X		X	X	X	X	X	X	X	X	X	X	X	X
0808227-2	1	14:32	X	X	X	X	X	X	X	X	X	X	X	X	X		X	X	X	X	X	X		X		X	X	X	X	X	X	X	X	X	X	X	X
0808227-3	1	14:34	X	X	X	X	X	X	X		X	X	X	X	X	X	X	X	X	X	X	X		X		X	X	X	X	X	X	X	X	X	X	X	X
0808227-3DUP	1	14:36	X	X	X	X	X	X	X		X	X	X	X	X	X	X	X	X	X	X	X		X		X	X	X	X	X	X	X	X	X	X	X	X
0808227-3SER	5	14:38	X	X	X	X	X	X	X		X	X	X	X	X	X	X	X	X	X	X	X		X		X	X	X	X	X	X	X	X	X	X	X	X
0808227-3MS	1	14:40	X	X	X	X	X	X	X	X	X	X	X	X	X	X	X	X	X	X	X	X		X		X	X	X	X	X	X	X	X	X	X	X	X
0808227-3MSD	1	14:42	X	X	X	X	X	X	X	X	X	X	X	X	X		X	X	X	X	X	X		X		X	X	X	X	X	X	X	X	X	X	X	X
0808227-4	1	14:44	X	X	X	X	X	X	X	X	X	X	X	X	X		X	X	X	X	X	X		X		X	X	X	X	X	X	X	X	X	X	X	X
CCV9	1	14:52	X	X	X	X	X	X	X	X	X	X	X	X	X	X	X	X	X	X	X	X	X	X	X	X	X	X	X	X	X	X	X	X	X	X	X
CCB9	1	14:54	X	X	X	X	X	X	X	X	X	X	X	X	X	X	X	X	X	X	X	X	X	X	X	X	X	X	X	X	X	X	X	X	X	X	X
0808227-5	1	14:56	X	X	X	X	X	X	X	X	X	X	X	X	X	X	X	X	X	X	X	X		X		X	X	X	X	X	X	X	X	X	X	X	X
EX080910-4MB	1	14:58	X	X	X	X	X	X	X	X	X	X	X	X	X	X	X	X	X	X	X	X	X	X	X	X	X	X	X	X	X	X	X	X	X	X	X
EX080910-4LCS	1	15:00	X	X	X	X	X	X	X	X	X	X	X	X	X	X	X	X	X	X	X	X	X	X	X	X	X	X	X	X	X	X	X	X	X	X	X
0809051-2	1	15:02	X	X	X	X	X	X	X	X	X	X	X	X	X	X	X	X	X	X	X	X	X	X	X	X	X	X	X	X	X	X	X	X	X	X	X
0809051-2DUP	1	15:04	X	X	X	X	X	X	X	X	X	X	X	X	X	X	X	X	X	X	X	X	X	X	X	X	X	X	X	X	X	X	X	X	X	X	X
0809051-2SER	5	15:06	X	X	X	X	X	X	X	X	X	X	X	X	X	X	X	X	X	X	X	X	X	X	X	X	X	X	X	X	X	X	X	X	X	X	X
0809051-2MS	1	15:08	X	X	X	X	X	X	X	X	X	X	X	X	X	X	X	X	X	X	X	X	X	X	X	X	X	X	X	X	X	X	X	X	X	X	X
0809051-2MSD	1	15:10	X	X	X	X	X	X	X	X	X	X	X	X	X	X	X	X	X	X	X	X	X	X	X	X	X	X	X	X	X	X	X	X	X	X	X
0806128-7A	1	15:12	X	X	X	X	X	X	X		X	X	X	X	X	X	X	X	X	X	X	X		X		X	X	X	X	X	X	X	X	X	X	X	X
0808227-1	10	15:14								X						X									X												
CCV10	1	15:18	X	X	X	X	X	X	X	X	X	X	X	X	X	X	X	X	X	X	X	X	X	X	X	X	X	X	X	X	X	X	X	X	X	X	X
CCB10	1	15:20	X	X	X	X	X	X	X	X	X	X	X	X	X	X	X	X	X	X	X	X	X	X	X	X	X	X	X	X	X	X	X	X	X	X	X
0808227-2	10	15:23														X							X		X												
0808227-3	10	15:25								X													X		X												
0808227-3DUP	10	15:27								X															X												

Data Package ID: IT0809060-1

ICPTrace2 Run Log -- 9/13/2008

Instrument ID: ICPTrace2
File Name: 080913A.
AnalRunID: IT080913-2A1
CalibRefID: IT080913-2A1

Start Date: 9/13/2008
End Date: 9/13/2008

Lab ID	DF	Time	AG	AL	AS	B	BA	BE	BI	CA	CD	CO	CR	CU	FE	K	LI	MG	MN	MO	NA	NI	P	PB	S	SB	SE	SI	SN	SR	TH	TI	TL	U	V	ZN	ZR
0808227-3SER	50	15:29								X													X		X												
0808227-3MS	10	15:31																					X		X												
0808227-3MSD	10	15:32														X							X		X												
0808227-4	10	15:35														X							X		X												
0808227-3A	1	15:37	X	X	X	X	X	X	X		X	X	X	X	X	X	X	X	X	X	X	X		X		X	X	X	X	X	X	X	X	X	X	X	X
CCV11	1	15:39	X	X	X	X	X	X	X	X	X	X	X	X	X	X	X	X	X	X	X	X	X	X	X	X	X	X	X	X	X	X	X	X	X	X	X
CCB11	1	15:41	X	X	X	X	X	X	X	X	X	X	X	X	X	X	X	X	X	X	X	X	X	X	X	X	X	X	X	X	X	X	X	X	X	X	X
CRI3	1	15:43	X	X	X	X	X	X	X	X	X	X	X	X	X	X	X	X	X	X	X	X	X	X	X	X	X	X	X	X	X	X	X	X	X	X	X
ICSA3	1	15:45	X	X	X	X	X	X	X	X	X	X	X	X	X	X	X	X	X	X	X	X	X	X	X	X	X	X	X	X	X	X	X	X	X	X	X
ICSAB3	1	15:48	X	X	X	X	X	X	X	X	X	X	X	X	X	X	X	X	X	X	X	X	X	X	X	X	X	X	X	X	X	X	X	X	X	X	X
CCV12	1	15:50	X	X	X	X	X	X	X	X	X	X	X	X	X	X	X	X	X	X	X	X	X	X	X	X	X	X	X	X	X	X	X	X	X	X	X
CCB12	1	15:52	X	X	X	X	X	X	X	X	X	X	X	X	X	X	X	X	X	X	X	X	X	X	X	X	X	X	X	X	X	X	X	X	X	X	X

Data Package ID: IT0809060-1

Paragon Analytics
LIMS Version: 6.193A

Date Printed: Thursday, September 18, 2008

ICPMS Metals

Method SW6020A
Method Blank

Lab Name: **Paragon Analytics**
Work Order Number: 0809060
Client Name: URS
ClientProject ID: Prather Phase 1 Investigation

Lab ID: F080911-1MB

Sample Matrix: WATER
% Moisture: N/A
Date Collected: N/A
Date Extracted: 15-Sep-08
Date Analyzed: 15-Sep-08

Prep Batch: IP080915-21
QCBatchID: IP080915-21-1
Run ID: IM080915-1A2
Cleanup: NONE
Basis: N/A
File Name: 15SEP08A

Sample Aliquot: 50 g
Final Volume: 50 g
Result Units: UG/L
Clean DF: 1

CASNO	Target Analyte	DF	Result	Reporting Limit	MDL	Result Qualifier	EPA Qualifier
7440-38-2	ARSENIC	10	2	2	0.11	U	
7440-43-9	CADMIUM	10	0.044	0.3	0.042	B	
7439-92-1	LEAD	10	0.22	0.5	0.045	B	
7782-49-2	SELENIUM	10	0.3	1	0.11	B	
7440-22-4	SILVER	10	0.052	0.1	0.014	B	

Data Package ID: *IM0809060-1*

ICPMS Metals

Method SW6020A

Laboratory Control Sample and Laboratory Control Sample Duplicate

Lab Name: **Paragon Analytics**
Work Order Number: 0809060
Client Name: URS
ClientProject ID: Prather Phase 1 Investigation

Lab ID: IP080915-21LCS

Sample Matrix: WATER
% Moisture: N/A
Date Collected: N/A
Date Extracted: 09/15/2008
Date Analyzed: 09/15/2008
Prep Method: SW3005A

Prep Batch: IP080915-21
QCBatchID: IP080915-21-1
Run ID: IM080915-1A2
Cleanup: NONE
Basis: N/A
File Name: 15SEP08A

Sample Aliquot: 50 g
Final Volume: 50 g
Result Units: UG/L
Clean DF: 1

CASNO	Target Analyte	Spike Added	LCS Result	Reporting Limit	Result Qualifier	LCS % Rec.	Control Limits
7440-38-2	ARSENIC	40	40.7	2		102	80 - 120%
7782-49-2	SELENIUM	40	41.1	1		103	80 - 120%

Data Package ID: *IM0809060-1*

Prep Batch ID: IP080915-21

Start Date: 09/15/08
Start Time: 8:00
Prep Analyst: Ross Miller

End Date: 09/15/08
End Time: 21:00

Concentration Method: NONE
Extract Method: SW3005A
Initial Volume Units: g
Final Volume Units: g

Batch Created By: REM
Date Created: 09/16/08
Time Created: 12:19
Validated By: REM
Date Validated: 09/16/08
Time Validated: 12:52

Comments:

QC Batch ID: IP080915-21-1

Lab ID	QC Type	Field ID	Matrix	Date Collected	Initial Wt/Vol	Final Wt/Vol	Cleanup Method	Cleanup DF	Order Number
F080911-1	MB	XXXXXX	WATER	XXXXXX	50	50	NONE	1	0809076
IP080915-21	LCS	XXXXXX	WATER	XXXXXX	50	50	NONE	1	0809076
0809076-11	MS	XXXXXX	WATER	XXXXXX	50	50	NONE	1	0809076
0809076-11	MSD	XXXXXX	WATER	XXXXXX	50	50	NONE	1	0809076
0809060-1	SMP	PS-MW03D	WATER	9/8/2008	50	50	NONE	1	0809060
0809060-2	SMP	PS-MW03S	WATER	9/8/2008	50	50	NONE	1	0809060
0809060-3	SMP	PS-MW04D	WATER	9/8/2008	50	50	NONE	1	0809060
0809060-4	SMP	PS-MW04S	WATER	9/8/2008	50	50	NONE	1	0809060
0809060-6	SMP	PS-MW05D	WATER	9/8/2008	50	50	NONE	1	0809060
0809060-7	SMP	PS-MW08S	WATER	9/8/2008	50	50	NONE	1	0809060
0809060-8	SMP	PS-MW08D	WATER	9/8/2008	50	50	NONE	1	0809060
0809076-11	SMP	XXXXXX	WATER	XXXXXX	50	50	NONE	1	0809076

QC Types

CAR	Carrier reference sample	DUP	Laboratory Duplicate
LCS	Laboratory Control Sample	LCSD	Laboratory Control Sample Duplicat
MB	Method Blank	MS	Laboratory Matrix Spike
MSD	Laboratory Matrix Spike Duplicate	REP	Sample replicate
SMP	Field Sample	SYS	Sample Yield Spike

Prep Batch ID: IP080915-22

Start Date: 09/15/08
Start Time: 8:00
Prep Analyst: Ross Miller

End Date: 09/15/08
End Time: 21:00

Concentration Method: NONE
Extract Method: SW3005A
Initial Volume Units: ml
Final Volume Units: ml

Batch Created By: REM
Date Created: 09/16/08
Time Created: 12:18
Validated By: REM
Date Validated: 09/16/08
Time Validated: 12:47

Comments:

QC Batch ID: IP080915-22-1

Lab ID	QC Type	Field ID	Matrix	Date Collected	Initial Wt/Vol	Final Wt/Vol	Cleanup Method	Cleanup DF	Order Number
F080911-1	MB	XXXXXX	WATER	XXXXXX	5	5	NONE	1	0809076
0809076-11	MS	XXXXXX	WATER	XXXXXX	5	5	NONE	1	0809076
0809076-11	MSD	XXXXXX	WATER	XXXXXX	5	5	NONE	1	0809076
0809060-1	SMP	PS-MW03D	WATER	9/8/2008	5	5	NONE	1	0809060
0809060-2	SMP	PS-MW03S	WATER	9/8/2008	5	5	NONE	1	0809060
0809060-3	SMP	PS-MW04D	WATER	9/8/2008	5	5	NONE	1	0809060
0809060-4	SMP	PS-MW04S	WATER	9/8/2008	5	5	NONE	1	0809060
0809060-6	SMP	PS-MW05D	WATER	9/8/2008	5	5	NONE	1	0809060
0809060-7	SMP	PS-MW08S	WATER	9/8/2008	5	5	NONE	1	0809060
0809060-8	SMP	PS-MW08D	WATER	9/8/2008	5	5	NONE	1	0809060
0809076-11	SMP	XXXXXX	WATER	XXXXXX	5	5	NONE	1	0809076

QC Types

CAR	Carrier reference sample	DUP	Laboratory Duplicate
LCS	Laboratory Control Sample	LCSD	Laboratory Control Sample Duplicat
MB	Method Blank	MS	Laboratory Matrix Spike
MSD	Laboratory Matrix Spike Duplicate	REP	Sample replicate
SMP	Field Sample	SYS	Sample Yield Spike

ICPMS Metals

Method SW6020
Calibration Verifications

Lab Name: **Paragon Analytics**
Work Order Number: 0809060
Client Name: URS
ClientProject ID: Prather Phase 1 Investigation

Lab ID: ICV
QC Type: Initial Calibration
File Name: 15SEP08A

Run ID: IM080915-1A2
Date Analyzed: 09/15/2008
Time Analyzed: 13:24
Result Units: MG/L

CASNO	Target Analyte	Spike Added	Result	Reporting Limit	Result Qualifier	% Rec.	Control Limits
7440-38-2	ARSENIC	0.005	0.00525	0.0002		105	90 - 110%
7440-43-9	CADMIUM	0.0025	0.00255	0.00003		102	90 - 110%
7439-92-1	LEAD	0.0125	0.0131	0.00005		105	90 - 110%
7782-49-2	SELENIUM	0.005	0.0051	0.0001		102	90 - 110%
7440-22-4	SILVER	0.0025	0.00264	0.00001		106	90 - 110%

Data Package ID: *IM0809060-1*

ICPMS Metals

Method SW6020
Calibration Verifications

Lab Name: **Paragon Analytics**
Work Order Number: 0809060
Client Name: URS
ClientProject ID: Prather Phase 1 Investigation

Lab ID: CCV1
QC Type: Continuing Calibration
File Name: 15SEP08A

Run ID: IM080915-1A2
Date Analyzed: 09/15/2008
Time Analyzed: 14:09
Result Units: MG/L

CASNO	Target Analyte	Spike Added	Result	Reporting Limit	Result Qualifier	% Rec.	Control Limits
7440-38-2	ARSENIC	0.004	0.00412	0.0002		103	90 - 110%
7440-43-9	CADMIUM	0.002	0.00204	0.00003		102	90 - 110%
7439-92-1	LEAD	0.01	0.00995	0.00005		99	90 - 110%
7782-49-2	SELENIUM	0.004	0.00424	0.0001		106	90 - 110%
7440-22-4	SILVER	0.002	0.00202	0.00001		101	90 - 110%

Data Package ID: *IM0809060-1*

ICPMS Metals

Method SW6020
Calibration Verifications

Lab Name: **Paragon Analytics**
Work Order Number: 0809060
Client Name: URS
ClientProject ID: Prather Phase 1 Investigation

Lab ID: CCV2
QC Type: Continuing Calibration
File Name: 15SEP08A

Run ID: IM080915-1A2
Date Analyzed: 09/15/2008
Time Analyzed: 14:48
Result Units: MG/L

CASNO	Target Analyte	Spike Added	Result	Reporting Limit	Result Qualifier	% Rec.	Control Limits
7440-38-2	ARSENIC	0.004	0.00413	0.0002		103	90 - 110%
7440-43-9	CADMIUM	0.002	0.00203	0.00003		102	90 - 110%
7439-92-1	LEAD	0.01	0.00998	0.00005		100	90 - 110%
7782-49-2	SELENIUM	0.004	0.00422	0.0001		105	90 - 110%
7440-22-4	SILVER	0.002	0.00202	0.00001		101	90 - 110%

Data Package ID: *IM0809060-1*

ICPMS Metals

Method SW6020
Calibration Verifications

Lab Name: **Paragon Analytics**
Work Order Number: 0809060
Client Name: URS
ClientProject ID: Prather Phase 1 Investigation

Lab ID: CCV3
QC Type: Continuing Calibration
File Name: 15SEP08A

Run ID: IM080915-1A2
Date Analyzed: 09/15/2008
Time Analyzed: 15:15
Result Units: MG/L

CASNO	Target Analyte	Spike Added	Result	Reporting Limit	Result Qualifier	% Rec.	Control Limits
7440-38-2	ARSENIC	0.004	0.0041	0.0002		103	90 - 110%
7440-43-9	CADMIUM	0.002	0.00204	0.00003		102	90 - 110%
7439-92-1	LEAD	0.01	0.01	0.00005		100	90 - 110%
7782-49-2	SELENIUM	0.004	0.00428	0.0001		107	90 - 110%
7440-22-4	SILVER	0.002	0.00203	0.00001		101	90 - 110%

Data Package ID: *IM0809060-1*

ICPMS Metals

Method SW6020
Calibration Verifications

Lab Name: **Paragon Analytics**
Work Order Number: 0809060
Client Name: URS
ClientProject ID: Prather Phase 1 Investigation

Lab ID: CCV4
QC Type: Continuing Calibration
File Name: 15SEP08A

Run ID: IM080915-1A2
Date Analyzed: 09/15/2008
Time Analyzed: 16:46
Result Units: MG/L

CASNO	Target Analyte	Spike Added	Result	Reporting Limit	Result Qualifier	% Rec.	Control Limits
7440-38-2	ARSENIC	0.004	0.00405	0.0002		101	90 - 110%
7440-43-9	CADMIUM	0.002	0.00202	0.00003		101	90 - 110%
7439-92-1	LEAD	0.01	0.00996	0.00005		100	90 - 110%
7782-49-2	SELENIUM	0.004	0.00426	0.0001		107	90 - 110%
7440-22-4	SILVER	0.002	0.00203	0.00001		102	90 - 110%

Data Package ID: *IM0809060-1*

ICPMS Metals

Method SW6020
Calibration Verifications

Lab Name: **Paragon Analytics**
Work Order Number: 0809060
Client Name: URS
ClientProject ID: Prather Phase 1 Investigation

Lab ID: CCV5
QC Type: Continuing Calibration
File Name: 15SEP08A

Run ID: IM080915-1A2
Date Analyzed: 09/15/2008
Time Analyzed: 17:20
Result Units: MG/L

CASNO	Target Analyte	Spike Added	Result	Reporting Limit	Result Qualifier	% Rec.	Control Limits
7440-38-2	ARSENIC	0.004	0.00405	0.0002		101	90 - 110%
7440-43-9	CADMIUM	0.002	0.00203	0.00003		101	90 - 110%
7439-92-1	LEAD	0.01	0.0099	0.00005		99	90 - 110%
7782-49-2	SELENIUM	0.004	0.00428	0.0001		107	90 - 110%
7440-22-4	SILVER	0.002	0.00202	0.00001		101	90 - 110%

Data Package ID: *IM0809060-1*

ICPMS Metals

Method SW6020
Calibration Blanks

Lab Name: **Paragon Analytics**
Work Order Number: 0809060
Client Name: URS
ClientProject ID: Prather Phase 1 Investigation

Lab ID: ICB
QC Type: Initial Calibration

Run ID: IM080915-1A2
Date Analyzed: 09/15/2008
Time Analyzed: 1:31:00 PM
Result Units: MG/L

CASNO	Target Analyte	Result	Reporting Limit	Result Qualifier
7440-38-2	ARSENIC	0.0000427	0.0002	B
7440-43-9	CADMIUM	0.0000069	0.00003	B
7439-92-1	LEAD	0.0000318	0.00005	B
7782-49-2	SELENIUM	0.0000267	0.0001	B
7440-22-4	SILVER	6.32E-06	0.00001	B

Data Package ID: *IM0809060-1*

ICPMS Metals

Method SW6020
Calibration Blanks

Lab Name: **Paragon Analytics**
Work Order Number: 0809060
Client Name: URS
ClientProject ID: Prather Phase 1 Investigation

Lab ID: CCB1
QC Type: Continuing Calibration

Run ID: IM080915-1A2
Date Analyzed: 09/15/2008
Time Analyzed: 2:15:00 PM
Result Units: MG/L

CASNO	Target Analyte	Result	Reporting Limit	Result Qualifier
7440-38-2	ARSENIC	0.0000305	0.0002	B
7440-43-9	CADMIUM	0.0000044	0.00003	B
7439-92-1	LEAD	0.0000145	0.00005	B
7782-49-2	SELENIUM	0.0001	0.0001	U
7440-22-4	SILVER	4.21E-06	0.00001	B

Data Package ID: *IM0809060-1*

ICPMS Metals

Method SW6020
Calibration Blanks

Lab Name: **Paragon Analytics**
Work Order Number: 0809060
Client Name: URS
ClientProject ID: Prather Phase 1 Investigation

Lab ID: CCB2
QC Type: Continuing Calibration

Run ID: IM080915-1A2
Date Analyzed: 09/15/2008
Time Analyzed: 2:51:00 PM
Result Units: MG/L

CASNO	Target Analyte	Result	Reporting Limit	Result Qualifier
7440-38-2	ARSENIC	0.0000279	0.0002	B
7440-43-9	CADMIUM	4.33E-06	0.00003	B
7439-92-1	LEAD	0.0000206	0.00005	B
7782-49-2	SELENIUM	0.0001	0.0001	U
7440-22-4	SILVER	4.17E-06	0.00001	B

Data Package ID: *IM0809060-1*

ICPMS Metals

Method SW6020
Calibration Blanks

Lab Name: **Paragon Analytics**
Work Order Number: 0809060
Client Name: URS
ClientProject ID: Prather Phase 1 Investigation

Lab ID: CCB3
QC Type: Continuing Calibration

Run ID: IM080915-1A2
Date Analyzed: 09/15/2008
Time Analyzed: 3:25:00 PM
Result Units: MG/L

CASNO	Target Analyte	Result	Reporting Limit	Result Qualifier
7440-38-2	ARSENIC	0.0002	0.0002	U
7440-43-9	CADMIUM	4.57E-06	0.00003	B
7439-92-1	LEAD	0.0000147	0.00005	B
7782-49-2	SELENIUM	0.0001	0.0001	U
7440-22-4	SILVER	0.0000038	0.00001	B

Data Package ID: *IM0809060-1*

ICPMS Metals

Method SW6020
Calibration Blanks

Lab Name: **Paragon Analytics**
Work Order Number: 0809060
Client Name: URS
ClientProject ID: Prather Phase 1 Investigation

Lab ID: CCB4
QC Type: Continuing Calibration

Run ID: IM080915-1A2
Date Analyzed: 09/15/2008
Time Analyzed: 4:49:00 PM
Result Units: MG/L

CASNO	Target Analyte	Result	Reporting Limit	Result Qualifier
7440-38-2	ARSENIC	0.0002	0.0002	U
7440-43-9	CADMIUM	6.05E-06	0.00003	B
7439-92-1	LEAD	0.000028	0.00005	B
7782-49-2	SELENIUM	0.0001	0.0001	U
7440-22-4	SILVER	5.01E-06	0.00001	B

Data Package ID: *IM0809060-1*

ICPMS Metals

Method SW6020
Calibration Blanks

Lab Name: **Paragon Analytics**
Work Order Number: 0809060
Client Name: URS
ClientProject ID: Prather Phase 1 Investigation

Lab ID: CCB5
QC Type: Continuing Calibration

Run ID: IM080915-1A2
Date Analyzed: 09/15/2008
Time Analyzed: 5:23:00 PM
Result Units: MG/L

CASNO	Target Analyte	Result	Reporting Limit	Result Qualifier
7440-38-2	ARSENIC	0.0000258	0.0002	B
7440-43-9	CADMIUM	6.85E-06	0.00003	B
7439-92-1	LEAD	0.000031	0.00005	B
7782-49-2	SELENIUM	0.0001	0.0001	U
7440-22-4	SILVER	5.64E-06	0.00001	B

Data Package ID: *IM0809060-1*

ICPMS Metals

Method SW6020

ICP Interference Check Sample

Lab Name: **Paragon Analytics**
Work Order Number: 0809060
Client Name: URS
ClientProject ID: Prather Phase 1 Investigation

Run ID: IM080915-1A2
Date Analyzed: 09/15/2008
Result Units: MG/L

CASNO	Target Analyte	Spike Added		Results		% Rec.
		ICSA1	ICSAB1	ICSA1	ICSAB1	
7440-43-9	CADMIUM		0.002		0.00191	95
7439-92-1	LEAD		0.01		0.01040	104
7440-22-4	SILVER		0.002		0.00200	100

Data Package ID: *IM0809060-1*

ICPMS Metals

Method SW6020

ICP Interference Check Sample

Lab Name: **Paragon Analytics**
Work Order Number: 0809060
Client Name: URS
ClientProject ID: Prather Phase 1 Investigation

Run ID: IM080915-1A2
Date Analyzed: 09/15/2008
Result Units: MG/L

CASNO	Target Analyte	Spike Added		Results		% Rec.
		ICSA2	ICSAB2	ICSA2	ICSAB2	
7440-38-2	ARSENIC		0.004		0.00393	98
7782-49-2	SELENIUM		0.004		0.00403	101

Data Package ID: *IM0809060-1*

Metals Linear Ranges

Lab Name: **Paragon Analytics**
Work Order Number: 0809060
Client Name: URS
ClientProject ID: Prather Phase 1 Investigation

Instrument ID: ICPMS
Active Date: 07/26/2008
Expiration Date: 10/15/2008

CASNO	Target Analyte	Concentration (ppm)
7440-38-2	ARSENIC	0.02
7440-43-9	CADMIUM	0.01
7440-50-8	COPPER	0.01
7439-92-1	LEAD	0.05
7439-96-5	MANGANESE	0.05
7782-49-2	SELENIUM	0.02
7440-22-4	SILVER	0.01

ICPMS Run Log -- 9/15/2008

Instrument ID: ICPMS
File Name: 15SEP08A
AnalRunID: IM080915-1A1
CalibRefID: IM080915-1A1

Comment	Field ID	Lab ID	DF	Date Analyzed	Time Analyzed
		0		9/15/2008	12:49
		L/100 STDUP		9/15/2008	12:52
		L/20		9/15/2008	12:55
		L/10		9/15/2008	12:58
		LOW/2 STDUP		9/15/2008	13:01
		LOW		9/15/2008	13:04
		MID		9/15/2008	13:07
		HIGH/2 STDUP		9/15/2008	13:10
		HIGH		9/15/2008	13:14
		HIGH STDUP		9/15/2008	13:20
		ICV	1	9/15/2008	13:24
		ICB	1	9/15/2008	13:31
		CRI1	1	9/15/2008	13:36
- As,Se		ICSA1	1	9/15/2008	13:39
- As,Se		ICSAB1	1	9/15/2008	13:42
- As,Se		F080911-1MB	10	9/15/2008	13:45
- As,Se		F080912-1MB	10	9/15/2008	13:50
- As,Se	PS-MW03D	0809060-1	10	9/15/2008	13:53
- As,Se	PS-MW03S	0809060-2	10	9/15/2008	13:56
- As,Se	PS-MW04D	0809060-3	10	9/15/2008	13:59
- As,Se	PS-MW04S	0809060-4	10	9/15/2008	14:03
- As,Se	PS-MW05D	0809060-6	10	9/15/2008	14:06
		CCV1	1	9/15/2008	14:09
		CCB1	1	9/15/2008	14:15
- As,Se	PS-MW08S	0809060-7	10	9/15/2008	14:18
- As,Se	PS-MW08D	0809060-8	10	9/15/2008	14:21
- As,Se		0809076-1	10	9/15/2008	14:24
- As,Se		0809076-2	10	9/15/2008	14:27
- As,Se		0809076-3	10	9/15/2008	14:30
- As,Se		0809076-4	10	9/15/2008	14:33
- As,Se		0809076-5	10	9/15/2008	14:36
- As,Se		0809076-6	10	9/15/2008	14:39
- As,Se		0809076-7	10	9/15/2008	14:42
- As,Se		0809076-8	10	9/15/2008	14:45
		CCV2	1	9/15/2008	14:48

Data Package ID: IM0809060-1

Paragon Analytics
LIMS Version: 6.193A

Date Printed: Thursday, September 18, 2008

ICPMS Run Log -- 9/15/2008

Instrument ID: ICPMS
File Name: 15SEP08A
AnalRunID: IM080915-1A1
CalibRefID: IM080915-1A1

Comment	Field ID	Lab ID	DF	Date Analyzed	Time Analyzed
		CCB2	1	9/15/2008	14:51
- As,Se		0809076-9	10	9/15/2008	14:56
- As,Se		0809076-10	10	9/15/2008	14:59
- As,Se		0809076-11	10	9/15/2008	15:02
- As,Se		0809076-11SER	50	9/15/2008	15:06
- As,Se		0809076-11MS	10	9/15/2008	15:09
- As,Se		0809076-11MSD	10	9/15/2008	15:12
		CCV3	1	9/15/2008	15:15
		CCB3	1	9/15/2008	15:25
Ag,Cadmiu,Lead		ICSA2	1	9/15/2008	15:31
Ag,Cadmiu,Lead		ICSAB2	1	9/15/2008	15:34
Ag,Cadmiu,Lead		F080911-1MB	10	9/15/2008	15:37
Ag,Cadmiu,Lead		F080912-1MB	10	9/15/2008	15:40
Ag,Cadmiu,Lead		IP080915-21LCS	10	9/15/2008	15:43
Ag,Cadmiu,Lead	PS-MW03D	0809060-1	10	9/15/2008	16:30
Ag,Cadmiu,Lead	PS-MW03S	0809060-2	10	9/15/2008	16:33
Ag,Cadmiu,Lead	PS-MW04D	0809060-3	10	9/15/2008	16:36
Ag,Cadmiu,Lead	PS-MW04S	0809060-4	10	9/15/2008	16:40
Ag,Cadmiu,Lead	PS-MW05D	0809060-6	10	9/15/2008	16:43
		CCV4	1	9/15/2008	16:46
		CCB4	1	9/15/2008	16:49
Ag,Cadmiu,Lead	PS-MW08S	0809060-7	10	9/15/2008	16:52
Ag,Cadmiu,Lead	PS-MW08D	0809060-8	10	9/15/2008	16:55
Ag,Cadmiu,Lead		0809076-1	10	9/15/2008	16:58
Ag,Cadmiu,Lead		0809076-2	10	9/15/2008	17:00
Ag,Cadmiu,Lead		0809076-3	10	9/15/2008	17:03
Ag,Cadmiu,Lead		0809076-4	10	9/15/2008	17:06
Ag,Cadmiu,Lead		0809076-5	10	9/15/2008	17:09
Ag,Cadmiu,Lead		0809076-6	10	9/15/2008	17:12
Ag,Cadmiu,Lead		0809076-7	10	9/15/2008	17:14
Ag,Cadmiu,Lead		0809076-8	10	9/15/2008	17:17
		CCV5	1	9/15/2008	17:20
		CCB5	1	9/15/2008	17:23
Ag,Cadmiu,Lead		0809076-9	10	9/15/2008	17:26
Ag,Cadmiu,Lead		0809076-10	10	9/15/2008	17:29

Data Package ID: IM0809060-1

ICPMS Run Log -- 9/15/2008

Instrument ID: ICPMS
File Name: 15SEP08A
AnalRunID: IM080915-1A1
CalibRefID: IM080915-1A1

Comment	Field ID	Lab ID	DF	Date Analyzed	Time Analyzed
Ag,Cadmiu,Lead		0809076-11	10	9/15/2008	17:32
Ag,Cadmiu,Lead		0809076-11SER	50	9/15/2008	17:35
Ag,Cadmiu,Lead		0809076-11MS	10	9/15/2008	17:38
Ag,Cadmiu,Lead		0809076-11MSD	10	9/15/2008	17:40
		CCV6	1	9/15/2008	17:43
		CCB6	1	9/15/2008	17:46

Data Package ID: IM0809060-1

ICPMS Run Log -- 9/15/2008

Instrument ID: ICPMS
File Name: 15SEP08A
AnalRunID: IM080915-1A1
CalibRefID: IM080915-1A1

Start Date: 9/15/2008
End Date: 9/15/2008

Lab ID	DF	Time	AG	AS	BI	CA	IN	LE	SE	AG	AG	AG	AG	AG	AG	AG	AG	AG	AG	AG	AG	AG	AG	AG	AG	AG	AG	AG	AG	AG	AG	AG	AG	AG	AG	AG	AG
L/100 STDUP		12:52	X	X	X	X	X	X	X																												
LOW/2 STDUP		13:01	X	X	X	X	X	X	X																												
HIGH/2 STDUP		13:10	X	X	X	X	X	X	X																												
HIGH STDUP		13:20	X	X	X	X	X	X	X																												
ICV	1	13:24	X	X	X	X	X	X	X																												
ICB	1	13:31	X	X	X	X	X	X	X																												
CRI1	1	13:36	X	X	X	X	X	X	X																												
ICSA1	1	13:39	X		X	X	X	X																													
ICSAB1	1	13:42	X		X	X	X	X																													
F080911-1MB	10	13:45	X		X	X	X	X																													
F080912-1MB	10	13:50	X		X	X	X	X																													
0809060-1	10	13:53	X		X	X	X	X																													
0809060-2	10	13:56	X		X	X	X	X																													
0809060-3	10	13:59	X		X	X	X	X																													
0809060-4	10	14:03	X		X	X	X	X																													
0809060-6	10	14:06	X		X	X	X	X																													
CCV1	1	14:09	X	X	X	X	X	X	X																												
CCB1	1	14:15	X	X	X	X	X	X	X																												
0809060-7	10	14:18	X		X	X	X	X																													
0809060-8	10	14:21	X		X	X	X	X																													
0809076-1	10	14:24	X		X	X	X	X																													
0809076-2	10	14:27	X		X	X	X	X																													
0809076-3	10	14:30	X		X	X	X	X																													
0809076-4	10	14:33	X		X	X	X	X																													
0809076-5	10	14:36	X		X	X	X	X																													

Data Package ID: IM0809060-1

Paragon Analytics
LIMS Version: 6.193A

Date Printed: Thursday, September 18, 2008

ICPMS Run Log -- 9/15/2008

Instrument ID: ICPMS
File Name: 15SEP08A
AnalRunID: IM080915-1A1
CalibRefID: IM080915-1A1

Start Date: 9/15/2008
End Date: 9/15/2008

Lab ID	DF	Time	AG	AS	BI	CA	IN	LE	SE	AG	AG	AG	AG	AG	AG	AG	AG	AG	AG	AG	AG	AG	AG	AG	AG	AG	AG	AG	AG	AG	AG	AG	AG	AG	AG	AG	AG
0809076-6	10	14:39	X		X	X	X	X																													
0809076-7	10	14:42	X		X	X	X	X																													
0809076-8	10	14:45	X		X	X	X	X																													
CCV2	1	14:48	X	X	X	X	X	X	X																												
CCB2	1	14:51	X	X	X	X	X	X	X																												
0809076-9	10	14:56	X		X	X	X	X																													
0809076-10	10	14:59	X		X	X	X	X																													
0809076-11	10	15:02	X		X	X	X	X																													
0809076-11SER	50	15:06	X		X	X	X	X																													
0809076-11MS	10	15:09	X		X	X	X	X																													
0809076-11MSD	10	15:12	X		X	X	X	X																													
CCV3	1	15:15	X	X	X	X	X	X	X																												
CCB3	1	15:25	X	X	X	X	X	X	X																												
ICSA2	1	15:31		X	X		X		X																												
ICSAB2	1	15:34		X	X		X		X																												
F080911-1MB	10	15:37		X	X		X		X																												
F080912-1MB	10	15:40		X	X		X		X																												
IP080915-21LCS	10	15:43		X	X		X		X																												
0809060-1	10	16:30		X	X		X		X																												
0809060-2	10	16:33		X	X		X		X																												
0809060-3	10	16:36		X	X		X		X																												
0809060-4	10	16:40		X	X		X		X																												
0809060-6	10	16:43		X	X		X		X																												
CCV4	1	16:46	X	X	X	X	X	X	X																												
CCB4	1	16:49	X	X	X	X	X	X	X																												

Data Package ID: IM0809060-1

Paragon Analytics
LIMS Version: 6.193A

Date Printed: Thursday, September 18, 2008

ICPMS Run Log -- 9/15/2008

Instrument ID: ICPMS
File Name: 15SEP08A
AnalRunID: IM080915-1A1
CalibRefID: IM080915-1A1

Start Date: 9/15/2008
End Date: 9/15/2008

Lab ID	DF	Time	AG	AS	BI	CA	IN	LE	SE	AG	AG	AG	AG	AG	AG	AG	AG	AG	AG	AG	AG	AG	AG	AG	AG	AG	AG	AG	AG	AG	AG	AG	AG	AG	AG	AG	AG
0809060-7	10	16:52		X	X		X		X																												
0809060-8	10	16:55		X	X		X		X																												
0809076-1	10	16:58		X	X		X		X																												
0809076-2	10	17:00		X	X		X		X																												
0809076-3	10	17:03		X	X		X		X																												
0809076-4	10	17:06		X	X		X		X																												
0809076-5	10	17:09		X	X		X		X																												
0809076-6	10	17:12		X	X		X		X																												
0809076-7	10	17:14		X	X		X		X																												
0809076-8	10	17:17		X	X		X		X																												
CCV5	1	17:20	X	X	X	X	X	X	X																												
CCB5	1	17:23	X	X	X	X	X	X	X																												
0809076-9	10	17:26		X	X		X		X																												
0809076-10	10	17:29		X	X		X		X																												
0809076-11	10	17:32		X	X		X		X																												
0809076-11SER	50	17:35		X	X		X		X																												
0809076-11MS	10	17:38		X	X		X		X																												
0809076-11MSD	10	17:40		X	X		X		X																												
CCV6	1	17:43	X	X	X	X	X	X	X																												
CCB6	1	17:46	X	X	X	X	X	X	X																												

Data Package ID: IM0809060-1

Paragon Analytics
LIMS Version: 6.193A

Date Printed: Thursday, September 18, 2008

Raw Data

HEADER INFROMATION FOR ANALYTICAL SEQUENCE 080913A

STANDARD SOLUTION CODES

Stock A (ST080626-1) Exp. 1-23-09

Element	ug/ml
Al, Ca, Mg	1000
Na, K	500
Fe	400
Li	10

Standard	Dilution	Procedure
A1	1/2 of Stock A	5ml of Stock A to 10ml final volume.
A2	1/10 of A1	1ml of Standard A1 up to a 10ml final volume.
A3	1/10 of A2	1ml of Standard A2 up to a 10ml final volume.

Stock B (ST080626-2) Exp. 12-31-08

Element	ug/ml
P, Si	100
B, Ba, Cr, Cu, Mn, Mo, Ni, Pb, Sn, Sr, Ti ,Zn	20
As, Cd, Co, Se, Tl, V	10
Ag, Sb	4
Be	2

Stock Ag- 1000 ug/ml (ST071101-9) Exp. 1-23-09
Stock Th – 1000 ug/ml (ST071101-10) Exp. 1-23-09

The following dilutions of Stock Ag and Stock Th are made to provide the daily calibration Standards.

Standard	Dilution	Procedure
B1	1/2 of Stock B 1/500 Ag and 1/500 Th	5ml of Stock B and 0.02ml of Stock Ag and Stock Th up to a 10ml final volume.
B2	1/10 of B1	1.0ml of Standard B1 up to a 10ml final volume.
B3	1/10 of B2	1.0ml of Standard B2 up to a 10ml final volume.

Stock C (ST0080626-3) Exp. 1-23-09

Element	ug/ml
S, U	100
Bi, Zr	10

Standard	Dilution	Procedure
C1	1/2 of Stock C	5ml of Stock C up to a 10ml final volume.
C2	1/10 of C1	1.0ml of Standard C1 up to a 10ml final volume.
C3	1/10 of C2	1.0ml of Standard C2 up to a 10ml final volume.

RL STD (Reporting Limit Standard) Intermediate.
(ST071101-8) Exp. 12-31-2008

Element	ug/ml
K, Na	500
Ca, Mg	200
Al, U	100
B, Fe, P, S, Si	50
Li, Mo, Sn, Sr, Ti	10
Sb	8
Ni, As, Bi, Se, Th, Tl, Zn, Zr	5
Pb	3
Ag, Ba, Co, Cr, Cu, Mn, V	2
Be, Cd	1

RL STD (working standard) made daily by diluting the intermediate above 1000 fold. This working standard had concentration levels at the normal Paragon reporting limits for all elements except Ca, Mg and Na, K which are at 0.2ppm and 0.5ppm, this is below the normal Paragon reporting limit.

Blank Solution

Double D.I. water, 3% HNO_3 and 5%HCl
Used for Std. Blank, ICB and CCB

CCV (ST080813-1) Exp. 1-10-10

Element	ug/ml
Al, Ca, Mg, K, Na	50
Fe	20
U, P, S, Si	5
B, Ba, Cr, Cu, Mn, Mo, Ni, Pb, Se, Sn, Zn, Zr	1
As, Be, Bi, Cd, Co, Li, Sb, Sr, Ti, Tl, V	0.5
Ag, Th	0.2

ICV (ST080813-1) Exp. 1-10-10
Prepared daily by diluting the CCV (described above) ½.
The 1/2 dilution is made by diluting 5ml of the CCV to a 10ml final volume.
The resulting concentrations are:

Element	ug/ml
Al, Ca, Mg, K, Na	25
Fe	10
U, P, S, Si	2.5
B, Ba, Cr, Cu, Mn, Mo, Ni, Pb, Se, Sn, Zn, Zr	0.5
As, Be, Bi, Cd, Co, Li, Sb, Sr, Ti, Tl, V	0.25
Ag, Th	0.1

CRI (ST080813-6) Exp. 1-10-10
Made By diluting
1.0ml of CRI Stock (ST080813-2) Exp. 1-10-10
to a 100ml final volume.

Element	ug/ml
Ca, Mg, K, Na	5.0
Al, Ba	0.4
B, Fe, U, P, S,V	0.2
Sb	0.12
Co, Si,, Sn	0.1
Ni	0.08
Cu, Bi, Zr	0.05
Zn	0.04
Mn	0.03
Ag, Cr, Li, Mo, Sr, Ti, Tl	0.02
Be, Cd, As, Se, Th, Pb	0.01

ICSA (ST080813-3) Exp. 9-13-09

Element	ug/ml
Ca, Mg, Al	250
Fe	100

ICSAB (ST080813-4) Exp. 1-23-09

Element	ug/ml
Ca, Mg, Al	250
Fe	100
U	10
B, Si, Li, Mo, Sn, Sr, Ti, Cd, Zn, Ni, Ag, P, S	1.0
Sb	0.6
Ba, Be, Co, V, Cr, Cu, Mn, Bi, Zr	0.5
Ag	0.2
As, Tl	0.1
Se, Pb, Th	0.05

Pipette ID Numbers

1.0ml to 5.0ml --- M-55
0.1ml to 1.0ml --- M-61
0.01ml to 0.1ml --- M-57

Acid Lot Numbers

HCl – G05039
HNO_3 – G04026

Inter Element Correction Information

The following table summarizes spectral interferences that have been identified and for which IEC's are used. If a sample contains a concentration of an interfering element that exceeds the upper analytical range, and an affected element is being determined, it is necessary to dilute the sample to bring the interfering element into analytical range.

Interfering Element (ug/ml)	Affected Element
Al (500)	Se, Pb
Mg (500)	Th, Zn
Fe (200)	Se, Tl, V, Pb, U
Si (50)	Zr
U (50)	Al, Cr, Cu, Bi, Pb, Mg, Se, Ag, Tl, Si
Ba (10)	Co
Cr (10)	Sb
Cu (10)	Bi
Mn (10)	Tl, Se
Mo (10)	Al, Si, Pb,, Sb
Ti (10)	Co, Bi, Si, Sn, Tl, Pb, Zr
As (5)	Cd
V (5)	Al, Be, Tl
Zr (5)	Ag

The following table lists element concentrations (ug/ml) that no significant spectral interferences have been observed.

Element	Concentration	Element	Concentration	Element	Concentration
K	500	Se	10		
Na	500	Pb	10	Li	5
Ca	500	Zn	10	Cd	5
P	50	Sr	10	Co	5
S	50	Sn	10	Ag	2
Ni	10	Bi	5	Sb	2
B	10	Tl	5	Be	1

2X – Dilution made by diluting 2.5ml of sample up to a 5ml final volume.
3X - Dilution made by diluting 2.0ml of sample up to a 6ml final volume.
4X - Dilution made by diluting 2.0ml of sample up to a 8ml final volume.
5X - Dilution made by diluting 1.0ml of sample to a 5ml final volume.
10X - Dilution made by diluting 0.5ml of sample to a 5ml final volume.
20X – Dilution made by diluting 0.25ml of sample to a 5ml final volume.
25X – Dilution made by diluting 0.2ml of sample to a 5ml final volume.
50X – Dilution made by diluting 0.1ml of sample to a 5ml final volume.
100X – Dilution made by diluting 0.05ml of sample to a 5ml final volume.
500X – Dilution made by diluting 0.02ml of sample to a 10ml final volume.
1000X – Dilution made by diluting a 10X dilution 100X.

Analytical Spikes

0809076-11MS/MSD – Spiked for all elements at Paragon standard by diluting 0.1ml of Cation spike(ST080818-5) and 0.1ml of Z spike(ST080818-4) up to a 5ml final volume with sample.

0806128-7 –Post spiked for Cr at 0.4ppm and Ni at 1ppm by diluting 0.2ml of Z spike(ST080818-4) up to a 5ml final volume with sample digestate.

0808227-3 – Post spiked for Ca, Mg, Na, K at 80ppm, Fe at 2.0ppm and Mn at 1.0ppm standard by diluting 0.1ml of Cation spike(ST080818-5) and 0.1ml of Z spike(ST080818-4) up to a 5ml final volume with sample.

Comments

1. Please see run log and work orders for elements of interest.

Daily Maintenance

1. Check/ Change Peristaltic pump tubing.
2. Check the torch for deposits, clean if necessary.
3. Check/ Empty drain water.

Daily Maintenance done by _____RF_____.

Monthly Maintenance

1. Check/Clean nebulizer and spray chamber.
2. Clean air filters
3. Check/Clean entrance slit.
4. Fill water recirculating reservoir.

Monthly maintenance done by: RF 9-2-08.

Major problems / adjustments / repairs recorded in the ICP Maintenance Log (3716).

ICPTrace2 Run Log -- 9/13/2008

Instrument ID: ICPTrace2
File Name: 080913A.
AnalRunID: IT080913-2A1
CalibRefID: IT080913-2A1

Comment	Inst Sample Name	Lab ID	DF	Date Analyzed	Time Analyzed
	MIXBHIGH	MIXBHIGH	1	9/13/2008	10:19
	MIXAHIGH	MIXAHIGH	1	9/13/2008	10:30
	MIXCHIGH	MIXCHIGH	1	9/13/2008	10:32
	ICV	ICV	1	9/13/2008	10:59
	ICB	ICB	1	9/13/2008	11:04
	CRI	CRI1	1	9/13/2008	11:06
	ICSA	ICSA1	1	9/13/2008	11:15
	ICSAB	ICSAB1	1	9/13/2008	11:20
	CCV	CCV1	1	9/13/2008	11:25
	CCB	CCB1	1	9/13/2008	11:27
+ As	0808179-2	0808179-2	1	9/13/2008	11:29
+ As	0808179-6	0808179-6	1	9/13/2008	11:31
+ As	0808169-11	0808169-11	1	9/13/2008	11:33
+ As	0808102-9	0808102-9	1	9/13/2008	11:35
+ As	0808102-9D	0808102-9DUP	1	9/13/2008	11:37
+ As	0808102-9L 5X	0808102-9SER	5	9/13/2008	11:39
+ As	0808102-9MS	0808102-9MS	1	9/13/2008	11:41
+ As	0808102-9MSD	0808102-9MSD	1	9/13/2008	11:43
+ As	0808102-16	0808102-16	1	9/13/2008	11:45
+ Na	0809004-1 10X	0809004-1	10	9/13/2008	11:46
	CCV	CCV2	1	9/13/2008	11:48
	CCB	CCB2	1	9/13/2008	11:51
+ Fe,Pb,Se,Tl,U,V	0808119-5 5X	0808119-5	5	9/13/2008	11:53
+ Ca	0808089-2 10X	0808089-2	10	9/13/2008	11:55
+ Ca,K	0808089-3 10X	0808089-3	10	9/13/2008	11:57
+ K	0808089-4 10X	0808089-4	10	9/13/2008	11:59
+ Ca,K	0808089-5 10X	0808089-5	10	9/13/2008	12:00
	F080911-1MB	F080911-1MB	1	9/13/2008	12:02
	0809060-1	0809060-1	1	9/13/2008	12:04
	0809060-2	0809060-2	1	9/13/2008	12:06
	0809060-3	0809060-3	1	9/13/2008	12:08
	0809060-4	0809060-4	1	9/13/2008	12:10
	CCV	CCV3	1	9/13/2008	12:18
	CCB	CCB3	1	9/13/2008	12:22
	0809060-6	0809060-6	1	9/13/2008	12:24

Data Package ID:

ICPTrace2 Run Log -- 9/13/2008

Instrument ID: ICPTrace2
File Name: 080913A.
AnalRunID: IT080913-2A1
CalibRefID: IT080913-2A1

Comment	Inst Sample Name	Lab ID	DF	Date Analyzed	Time Analyzed
	0809060-7	0809060-7	1	9/13/2008	12:26
- S	0809060-8	0809060-8	1	9/13/2008	12:28
	F080912-1MB	F080912-1MB	1	9/13/2008	12:30
	0809076-1	0809076-1	1	9/13/2008	12:32
	0809076-2	0809076-2	1	9/13/2008	12:34
	0809076-3	0809076-3	1	9/13/2008	12:36
	0809076-4	0809076-4	1	9/13/2008	12:38
	0809076-5	0809076-5	1	9/13/2008	12:40
	0809076-6	0809076-6	1	9/13/2008	12:42
	CCV	CCV4	1	9/13/2008	12:52
	CCB	CCB4	1	9/13/2008	12:54
	0809076-7	0809076-7	1	9/13/2008	12:56
	0809076-8	0809076-8	1	9/13/2008	12:58
	0809076-9	0809076-9	1	9/13/2008	13:00
	0809076-10	0809076-10	1	9/13/2008	13:02
	0809076-11	0809076-11	1	9/13/2008	13:04
	0809076-11L 5X	0809076-11SER	5	9/13/2008	13:06
	0809076-11MS	0809076-11MS	1	9/13/2008	13:08
	0809076-11MSD	0809076-11MSD	1	9/13/2008	13:10
	CCV	CCV5	1	9/13/2008	13:15
	CCB	CCB5	1	9/13/2008	13:17
	CRI	CRI2	1	9/13/2008	13:19
	ICSA	ICSA2	1	9/13/2008	13:21
	ICSAB	ICSAB2	1	9/13/2008	13:24
	CCV	CCV6	1	9/13/2008	13:26
	CCB	CCB6	1	9/13/2008	13:28
	CCV	CCV7	1	9/13/2008	13:52
	CCB	CCB7	1	9/13/2008	13:57
	IP080910-5MB	IP080910-5MB	1	9/13/2008	13:59
	IP080910-5LCS	IP080910-5LCS	1	9/13/2008	14:01
- Ca,P,S,Sn	0806128-1	0806128-1	1	9/13/2008	14:03
- Ca,P,S,Sn	0806128-4	0806128-4	1	9/13/2008	14:04
- Ca,P,S	0806128-7	0806128-7	1	9/13/2008	14:06
- Ca,P,S	0806128-7D	0806128-7DUP	1	9/13/2008	14:08
- Ca,P,S	0806128-7L 5X	0806128-7SER	5	9/13/2008	14:10

Data Package ID:

ICPTrace2 Run Log -- 9/13/2008

Instrument ID: ICPTrace2
File Name: 080913A.
AnalRunID: IT080913-2A1
CalibRefID: IT080913-2A1

Comment	Inst Sample Name	Lab ID	DF	Date Analyzed	Time Analyzed
- Ca,P,S	0806128-7MS	0806128-7MS	1	9/13/2008	14:12
- Ca,P,S	0806128-7MSD	0806128-7MSD	1	9/13/2008	14:14
- Ca,P,S	0806128-10	0806128-10	1	9/13/2008	14:16
	CCV	CCV8	1	9/13/2008	14:18
	CCB	CCB8	1	9/13/2008	14:22
- Ca,P,S	0806128-13	0806128-13	1	9/13/2008	14:24
	IP080909-2MB	IP080909-2MB	1	9/13/2008	14:26
	IP080909-2LCS	IP080909-2LCS	1	9/13/2008	14:28
- Ca,K,P,S	0808227-1	0808227-1	1	9/13/2008	14:30
- K,P,S	0808227-2	0808227-2	1	9/13/2008	14:32
- Ca,P,S	0808227-3	0808227-3	1	9/13/2008	14:34
- Ca,P,S	0808227-3D	0808227-3DUP	1	9/13/2008	14:36
- Ca,P,S	0808227-3L 5X	0808227-3SER	5	9/13/2008	14:38
- P,S	0808227-3MS	0808227-3MS	1	9/13/2008	14:40
- K,P,S	0808227-3MSD	0808227-3MSD	1	9/13/2008	14:42
- K,P,S	0808227-4	0808227-4	1	9/13/2008	14:44
	CCV	CCV9	1	9/13/2008	14:52
	CCB	CCB9	1	9/13/2008	14:54
- P,S	0808227-5	0808227-5	1	9/13/2008	14:56
	EX080910-4MB	EX080910-4MB	1	9/13/2008	14:58
	EX080910-4LCS	EX080910-4LCS	1	9/13/2008	15:00
	0809051-2	0809051-2	1	9/13/2008	15:02
	0809051-2D	0809051-2DUP	1	9/13/2008	15:04
	0809051-2L 5X	0809051-2SER	5	9/13/2008	15:06
	0809051-2MS	0809051-2MS	1	9/13/2008	15:08
	0809051-2MSD	0809051-2MSD	1	9/13/2008	15:10
- Ca,P,S	0806128-7A	0806128-7A	1	9/13/2008	15:12
+ Ca,K,S	0808227-1 10X	0808227-1	10	9/13/2008	15:14
	CCV	CCV10	1	9/13/2008	15:18
	CCB	CCB10	1	9/13/2008	15:20
+ K,P,S	0808227-2 10X	0808227-2	10	9/13/2008	15:23
+ Ca,P,S	0808227-3 10X	0808227-3	10	9/13/2008	15:25
+ Ca,S	0808227-3D 10X	0808227-3DUP	10	9/13/2008	15:27
+ Ca,P,S	0808227-3L 50X	0808227-3SER	50	9/13/2008	15:29
+ P,S	0808227-3MS 10X	0808227-3MS	10	9/13/2008	15:31

Data Package ID:

ICPTrace2 Run Log -- 9/13/2008

Instrument ID: ICPTrace2
File Name: 080913A.
AnalRunID: IT080913-2A1
CalibRefID: IT080913-2A1

Comment	Inst Sample Name	Lab ID	DF	Date Analyzed	Time Analyzed
+ K,P,S	0808227-3MSD 10X	0808227-3MSD	10	9/13/2008	15:32
+ K,P,S	0808227-4 10X	0808227-4	10	9/13/2008	15:35
- Ca,P,S	0808227-3A	0808227-3A	1	9/13/2008	15:37
	CCV	CCV11	1	9/13/2008	15:39
	CCB	CCB11	1	9/13/2008	15:41
	CRI	CRI3	1	9/13/2008	15:43
	ICSA	ICSA3	1	9/13/2008	15:45
	ICSAB	ICSAB3	1	9/13/2008	15:48
	CCV	CCV12	1	9/13/2008	15:50
	CCB	CCB12	1	9/13/2008	15:52

Data Package ID:

Sample Id1	Ag	Al	As	B	Ba	Be	Bi	Ca	Cd	Co	Cr	Cu
MIXBHIGH	1.96742	0.00292	4.91938	9.90464	H10.00375	0.97507	-0.00586	-0.02910	4.92734	4.93820	9.95950	9.76722
MIXAHIGH	-0.00153	H521.19421	-0.00485	0.00368	0.00071	0.00083	0.00265	H505.54018	-0.00059	0.00495	0.01173	L-0.01053
MIXCHIGH	L-0.01063	0.42835	-0.00051	0.01258	-0.00129	0.00410	4.93794	0.20774	-0.00057	0.00382	L-0.01784	-0.00839
ICV	0.09895	25.49120	0.25229	0.51605	0.50450	0.24973	0.26355	26.36014	0.25583	0.24968	0.51035	0.50394
ICB	-0.00008	-0.00181	0.00002	0.00133	-0.00045	-0.00007	0.00030	-0.00712	-0.00025	0.00004	-0.00112	-0.00063
CRI	0.01685	0.45218	0.01111	0.38204	0.37425	0.00933	0.04568	5.14070	0.00892	0.09130	0.01823	0.04334
ICSA	-0.00103	259.41154	0.00079	-0.00403	-0.00050	0.00074	0.00290	264.91391	-0.00028	0.00273	-0.00136	-0.00443
ICSAB	0.18656	259.54004	0.08582	0.97063	0.49283	0.44011	0.50830	249.58925	0.94192	0.45049	0.43011	0.50295
CCV	0.19780	51.06767	0.47734	1.02926	1.00206	0.48066	0.52232	51.21962	0.50038	0.48529	0.98544	1.00633
CCB	-0.00052	0.00722	0.00601	0.00265	-0.00042	0.00022	0.00184	-0.00226	-0.00045	-0.00036	-0.00053	-0.00042
0808179-2	0.00054	0.03747	0.00108	0.00471	0.00019	0.00011	0.00149	0.08523	-0.00031	0.00010	0.00013	-0.00048
0808179-6	0.00029	4.80922	0.00354	0.35372	0.14003	0.00051	0.00478	72.60463	0.00057	0.00170	0.00407	0.00657
0808169-11	0.00022	0.04537	0.00272	0.00832	-0.00007	0.00016	-0.00082	0.09444	-0.00053	-0.00048	-0.00026	-0.00110
0808102-9	-0.00137	78.78929	0.02684	0.04104	1.21070	0.00615	0.00956	120.25150	0.00142	0.02831	0.04599	0.09534
0808102-9D	-0.00184	76.06124	0.02437	0.03993	1.16503	0.00612	0.00614	116.45842	0.00169	0.02741	0.03630	0.09363
0808102-9L 5X	-0.00038	15.55446	0.00806	0.00700	0.24673	0.00129	0.00144	24.08047	0.00008	0.00576	0.00841	0.01733
0808102-9MS	0.08430	105.24121	1.70244	0.89207	3.08907	0.05005	0.00386	104.62800	0.04564	0.45593	0.21860	0.32192
0808102-9MSD	0.08562	111.13762	1.74164	0.91547	3.39852	0.05118	0.00980	113.36636	0.04682	0.46438	0.22625	0.33452
0808102-16	-0.00174	86.16706	0.02648	0.04912	1.45363	0.00639	0.00498	89.72915	0.00137	0.02735	0.03503	0.07937
0809004-1 10X	-0.00059	0.49643	0.00595	0.01941	0.01005	0.00015	0.00304	0.88782	0.00005	-0.00036	-0.00012	-0.00031
CCV	0.19202	49.78571	0.47193	0.99292	0.98864	0.45985	0.50871	49.25792	0.48451	0.46697	0.95242	0.97879
CCB	-0.00033	0.01065	0.00102	0.00183	-0.00042	0.00005	-0.00340	-0.00430	-0.00031	-0.00045	-0.00111	-0.00078
0808119-5 5X	0.00084	41.96500	0.02760	0.00798	0.32396	0.00242	0.00889	6.57431	0.00041	0.02473	0.05600	0.03397
0808089-2 10X	-0.00012	0.00142	-0.00039	-0.00073	0.03197	0.00033	0.00115	94.65763	-0.00009	0.00138	0.00056	0.00804
0808089-3 10X	-0.00035	0.00861	0.00260	-0.00010	0.02904	0.00038	-0.00136	157.95469	0.00003	0.00052	0.00176	0.00500
0808089-4 10X	0.00031	0.00291	0.00589	-0.00073	0.02767	0.00030	0.00017	35.00424	-0.00009	0.00014	0.00050	0.00364
0808089-5 10X	0.00009	0.00992	0.00061	-0.00153	0.02923	0.00033	0.00317	87.52123	0.00000	-0.00007	0.00114	0.00197
F080911-1MB	-0.00048	0.00021	-0.00009	-0.00393	-0.00071	0.00022	0.00267	-0.01453	-0.00034	0.00044	-0.00073	-0.00078
0809060-1	-0.00099	0.00602	0.02126	0.04485	0.06989	0.00040	0.00031	54.90265	-0.00046	0.00060	0.01346	0.00052
0809060-2	0.00063	0.02050	-0.00362	0.02433	0.05741	0.00035	0.00373	57.87935	-0.00045	0.00055	0.00053	-0.00011
0809060-3	-0.00030	0.02130	0.04286	0.05829	0.06971	0.00038	0.00331	50.49551	-0.00023	0.00091	0.00298	0.00036
0809060-4	-0.00032	0.04352	0.00172	0.02343	0.05220	0.00036	0.00421	56.12086	-0.00055	0.00014	0.00024	-0.00021
CCV	0.18532	48.18130	0.45880	0.97849	0.96617	0.46442	0.48604	50.29693	0.48659	0.46833	0.96314	0.93756
CCB	-0.00175	0.02441	-0.00068	-0.00131	-0.00071	0.00020	-0.00250	-0.00750	-0.00058	-0.00172	-0.00209	-0.00007
0809060-6	-0.00148	0.07389	0.02015	0.07263	0.12023	0.00067	0.00129	46.35053	-0.00054	-0.00016	-0.00062	0.00430
0809060-7	-0.00013	0.01921	-0.00268	0.07448	0.18023	0.00066	0.00066	124.34212	-0.00022	0.00097	-0.00043	0.00215
0809060-8	-0.00037	0.01630	0.03165	0.06106	0.11439	0.00085	0.00297	114.14648	-0.00001	0.00085	0.00117	0.00423
F080912-1MB	-0.00052	0.01370	0.00114	-0.00237	-0.00063	0.00053	0.00589	0.16121	-0.00058	0.00016	-0.00059	0.00085
0809076-1	-0.00019	0.01602	-0.00414	0.03845	0.07847	0.00062	-0.00087	90.61921	-0.00046	0.00123	0.00008	0.00147
0809076-2	-0.00062	0.01884	-0.00485	0.03727	0.07784	0.00058	0.00435	90.18590	-0.00043	0.00114	-0.00044	0.00111
0809076-3	0.00018	0.02398	-0.00068	0.03481	0.07543	0.00052	0.00575	83.90597	-0.00044	0.00077	-0.00050	0.00141
0809076-4	0.00023	0.03391	-0.00191	0.03420	0.09417	0.00054	-0.00081	42.10871	-0.00036	0.00051	-0.00079	0.00294
0809076-5	-0.00095	0.02290	-0.00279	0.27229	0.66017	0.00068	0.00379	220.05948	-0.00055	0.00118	-0.00023	0.00064
0809076-6	0.00038	0.02947	0.00043	0.07459	0.22745	0.00056	0.00135	136.71096	-0.00048	0.00079	0.00013	0.00059
CCV	0.18588	48.41352	0.48614	0.98700	0.98107	0.48588	0.48819	51.55001	0.49401	0.49871	0.98221	0.98236
CCB	-0.00109	0.04864	0.00109	0.00067	-0.00055	0.00062	-0.00249	-0.01249	-0.00046	-0.00126	-0.00110	0.00021
0809076-7	-0.00059	0.03341	0.00458	0.07216	0.14405	0.00082	0.00296	71.63967	-0.00032	0.00040	-0.00041	0.00207
0809076-8	-0.00057	0.02091	-0.00625	0.03573	0.12239	0.00082	0.00484	92.95794	-0.00037	0.00063	-0.00004	0.00256
0809076-9	-0.00061	0.01654	0.00165	0.03209	0.09799	0.00081	0.00358	85.84973	-0.00001	0.00005	-0.00021	0.00212
0809076-10	0.00037	0.02583	-0.00184	0.03325	0.11762	0.00083	0.00066	92.41872	-0.00017	0.00108	-0.00010	0.00244

Sample Id1	Ag	Al	As	B	Ba	Be	Bi	Ca	Cd	Co	Cr	Cu
0809076-11	-0.00076	0.02787	-0.00288	0.04701	0.13696	0.00083	0.00456	99.38309	-0.00061	0.00026	-0.00097	0.00212
0809076-11L 5X	-0.00033	0.02272	0.00012	0.00642	0.02658	0.00062	0.00170	18.93359	-0.00046	-0.00041	-0.00075	0.00119
0809076-11MS	0.00003	2.08401	2.10574	1.10023	2.18246	0.04996	0.00338	139.12859	0.05128	0.50759	0.19801	0.25921
0809076-11MSD	-0.00021	2.04991	2.08714	1.08906	2.15481	0.04969	0.00232	138.32586	0.05082	0.50500	0.19630	0.25542
CCV	0.17930	46.26061	0.46031	0.93614	0.94319	0.45570	0.46536	48.23665	0.46853	0.46904	0.92683	0.94248
CCB	-0.00044	0.05029	0.00165	0.00244	-0.00036	0.00041	0.00142	-0.00967	-0.00017	-0.00042	-0.00054	-0.00034
CRI	0.01551	0.50820	0.01180	0.38101	0.38282	0.00966	0.04324	5.06225	0.00900	0.09346	0.01733	0.04439
ICSA	-0.00043	243.64108	0.00495	-0.00174	-0.00042	0.00102	0.00429	255.07018	-0.00028	0.00324	-0.00167	-0.00426
ICSAB	0.18062	246.66813	0.09422	0.94321	0.48652	0.43626	0.49459	245.41016	0.91903	0.46357	0.42731	0.49970
CCV	0.18727	48.58990	0.46786	0.97501	0.98579	0.45580	0.49877	47.75787	0.47195	0.47547	0.92813	1.00176
CCB	-0.00019	0.03286	0.00477	0.00270	-0.00032	0.00042	0.00421	-0.00929	-0.00001	-0.00048	-0.00037	0.00119
CCV	0.18035	47.92318	0.48136	0.95882	0.97941	0.47994	0.47145	47.11200	0.47902	0.46583	0.94132	0.95163
CCB	0.00017	-0.05692	0.00531	0.00057	-0.00034	0.00023	0.00177	-0.01428	0.00000	-0.00032	-0.00053	0.00076
IP080910-5MB	0.00069	-0.06455	-0.00150	0.00244	-0.00034	-0.00006	0.00191	0.01015	0.00019	-0.00129	0.00014	0.00010
IP080910-5LCS	0.00026	1.78745	1.78846	0.87751	2.01546	0.04692	0.00058	-0.00123	0.04662	0.45435	0.18951	0.25056
0806128-1	0.00028	0.65073	L-0.01440	0.00914	0.29236	0.00027	-0.00082	H1214.04759	0.00394	0.00315	0.01325	0.10976
0806128-4	0.00121	0.99513	L-0.01651	0.01067	0.47458	0.00029	-0.00304	H1604.78827	0.00568	0.00355	0.01671	0.17044
0806128-7	-0.00037	0.82588	L-0.01529	0.00738	0.44689	0.00037	-0.00434	H1376.17271	0.00521	0.00349	0.01294	0.13939
0806128-7D	-0.00036	0.78864	L-0.01202	0.00584	0.41418	0.00035	-0.00546	H1383.21513	0.00573	0.00429	0.01339	0.13319
0806128-7L 5X	0.00043	0.14644	0.00935	0.00035	0.09978	0.00031	0.00035	296.21231	0.00124	0.00117	0.00248	0.03053
0806128-7MS	-0.00026	2.57960	1.69970	0.78798	2.15745	0.04338	-0.00380	H1018.95081	0.04729	0.39063	0.17023	0.37343
0806128-7MSD	-0.00045	2.66124	1.74112	0.80477	2.25962	0.04396	-0.00344	H1275.23492	0.04948	0.39745	0.17503	0.38193
0806128-10	0.00043	1.65019	L-0.01504	0.01179	0.40324	0.00034	-0.00179	H1494.95798	0.00605	0.00594	0.01628	0.11704
CCV	0.19172	51.40636	0.51553	1.00061	1.02680	0.50358	0.49869	49.03768	0.50681	0.48815	0.98956	1.00997
CCB	0.00050	-0.03688	0.00973	-0.00010	-0.00041	0.00021	-0.00033	-0.01249	-0.00020	-0.00012	-0.00040	-0.00022
0806128-13	-0.00019	1.81704	-0.00220	0.00936	0.36398	0.00029	-0.00630	H950.10229	0.00719	0.00594	0.01077	0.13363
IP080909-2MB	-0.00067	-0.02580	0.01390	-0.00110	-0.00059	0.00010	0.00435	0.05364	-0.00054	0.00007	0.00078	-0.00061
IP080909-2LCS	0.08450	1.75643	1.80869	0.86921	1.91183	0.04658	0.00518	0.00529	0.04588	0.44576	0.18626	0.23193
0808227-1	-0.00012	-0.02539	L-0.01164	0.00545	0.12014	-0.00002	-0.00272	H517.31709	0.00061	0.00137	0.00863	0.02657
0808227-2	-0.00005	-0.01217	L-0.02280	0.00473	0.11558	0.00000	-0.00243	269.01226	0.00056	0.00227	0.00662	0.02968
0808227-3	-0.00066	0.09135	L-0.02235	0.00185	0.24518	0.00016	-0.00813	H641.96835	0.00055	0.00292	0.00844	0.04551
0808227-3D	-0.00074	0.05965	L-0.01478	0.00138	0.28435	0.00045	-0.00296	H786.96776	0.00045	0.00418	0.01183	0.06386
0808227-3L 5X	-0.00042	-0.02767	0.00479	-0.00141	0.05350	0.00037	-0.00045	131.39914	0.00010	0.00008	0.00126	0.01094
0808227-3MS	0.08332	1.96042	1.83542	0.85048	2.02525	0.04779	-0.00547	105.27412	0.04419	0.42979	0.18441	0.32996
0808227-3MSD	0.08472	1.91079	1.85040	0.84997	2.05809	0.04835	-0.00387	195.52348	0.04534	0.43668	0.18886	0.31822
0808227-4	-0.00030	-0.02729	L-0.01677	0.00730	0.28123	0.00020	-0.00041	464.56232	0.00057	0.00124	0.00738	0.03598
CCV	0.18683	47.74558	0.47988	0.94695	0.96989	0.47510	0.46785	46.28516	0.47475	0.46018	0.93648	0.94325
CCB	-0.00020	-0.03557	0.00633	0.00308	-0.00040	0.00030	0.00149	-0.01095	0.00000	-0.00064	-0.00106	-0.00039
0808227-5	0.00027	-0.03467	L-0.02665	0.00364	0.00063	-0.00025	-0.00336	4.23543	0.00028	0.00043	0.00369	0.02268
EX080910-4MB	-0.00061	-0.04575	0.00319	0.02733	0.02073	0.00019	0.00295	-0.01645	0.00002	0.00000	-0.00042	0.00027
EX080910-4LCS	0.09422	1.94617	1.93879	0.97024	2.01979	0.04758	0.00273	-0.02170	0.04843	0.46645	0.19115	0.24579
0809051-2	-0.00061	0.20270	0.00197	0.00275	0.01641	0.00033	0.00186	11.96726	-0.00006	0.00009	0.00142	0.18005
0809051-2D	-0.00039	0.20253	0.00062	0.00146	0.01646	0.00038	0.00298	12.02007	-0.00011	0.00025	0.00139	0.18290
0809051-2L 5X	0.00007	-0.01301	0.00107	-0.00189	0.00304	0.00034	0.00084	2.45187	-0.00028	-0.00022	-0.00046	0.03709
0809051-2MS	0.09711	2.26240	1.98507	0.96351	2.06567	0.04875	-0.00203	12.10463	0.04908	0.47463	0.19426	0.44131
0809051-2MSD	0.09798	2.26872	1.98825	0.96825	2.06564	0.04874	0.00175	12.09540	0.04938	0.47628	0.19494	0.44334
0806128-7A	-0.00039	3.81620	2.90063	1.39686	3.61410	0.07278	-0.00461	H1301.88072	0.07721	0.66531	0.28343	0.54852
0808227-1 10X	0.00009	-0.05489	0.00537	0.00498	0.01416	0.00043	-0.00011	59.34860	-0.00006	-0.00020	0.00046	0.00432
CCV	0.19636	50.92480	0.49307	0.98849	1.02224	0.48191	0.49861	46.69793	0.48677	0.46976	0.95050	1.01083
CCB	-0.00008	-0.03722	0.00428	0.00258	-0.00034	0.00039	0.00016	-0.01121	-0.00018	-0.00035	-0.00101	0.00005

Sample Id1	Ag	Al	As	B	Ba	Be	Bi	Ca	Cd	Co	Cr	Cu
0808227-2 10X	0.00041	-0.05777	0.00069	0.00063	0.01180	0.00014	0.00115	27.59594	-0.00002	0.00031	0.00025	0.00344
0808227-3 10X	0.00029	-0.03755	0.00434	0.00057	0.02437	0.00030	-0.00115	60.39247	-0.00020	0.00036	0.00011	0.00414
0808227-3D 10X	-0.00016	-0.03793	-0.00105	-0.00113	0.02793	0.00031	-0.00080	71.12127	-0.00029	-0.00008	0.00002	0.00585
0808227-3L 50X	-0.00031	-0.03176	0.00543	-0.00147	0.00447	0.00021	0.00184	11.86567	-0.00039	-0.00015	-0.00066	0.00054
0808227-3MS 10X	0.00844	0.15507	0.19305	0.09125	0.20458	0.00509	0.00400	11.34680	0.00483	0.04661	0.01949	0.03189
0808227-3MSD 10X	0.00963	0.15318	0.20371	0.09449	0.21295	0.00520	0.00198	20.26309	0.00466	0.04778	0.01979	0.03205
0808227-4 10X	-0.00043	-0.05768	0.00383	-0.00052	0.02947	0.00038	0.00094	46.29470	0.00002	-0.00050	-0.00015	0.00426
0808227-3A	0.00025	3.26542	3.16511	1.51313	3.61075	0.07996	-0.00101	H656.00358	0.07799	0.72898	0.30495	0.47283
CCV	0.20388	53.14976	0.51161	1.02964	1.05932	0.50090	0.50819	48.91675	0.50895	0.48711	0.98855	1.04907
CCB	-0.00042	-0.03872	0.00633	0.00336	-0.00043	0.00034	0.00226	-0.00865	-0.00028	-0.00038	-0.00094	0.00055
CRI	0.01371	0.44696	0.00890	0.38172	0.40352	0.00957	0.03640	4.81740	0.00855	0.08814	0.01523	0.04432
ICSA	-0.00050	270.80079	-0.00021	-0.00175	-0.00050	0.00088	0.00360	247.91507	-0.00028	0.00298	-0.00092	-0.00311
ICSAB	0.19692	271.80150	0.09876	1.00190	0.52815	0.47633	0.50908	247.15540	0.98190	0.47290	0.45104	0.53322
CCV	0.19897	51.31647	0.49977	1.00743	1.02779	0.49813	0.49856	48.54849	0.49934	0.48524	0.98107	1.01535
CCB	-0.00005	-0.04094	0.00447	0.00130	-0.00034	0.00027	0.00261	-0.01888	-0.00030	-0.00016	-0.00084	0.00026

Sample Id1	Fe	K	Li	Mg	Mn	Mo	Na	Ni	P	Pb	Pb I	Pb II
MIXBHIGH	-0.02946	0.24358	0.00417	-0.03631	9.83775	9.86587	0.16012	9.90561	H53.01704	9.81222	9.88592	9.77542
MIXAHIGH	H200.92760	H260.95480	H5.18132	510.97304	0.00612	-0.00287	258.71721	0.00105	0.02085	0.00351	L-0.03294	0.02171
MIXCHIGH	0.06415	0.37479	0.00680	-0.25097	0.00465	-0.00069	0.25033	-0.00132	0.02636	-0.00548	0.00565	L-0.01104
ICV	10.69622	24.92404	0.24010	24.91382	0.49978	0.49921	24.84775	0.51171	2.37249	0.50894	0.50753	0.50965
ICB	-0.00207	-0.01225	0.00325	-0.02388	-0.00052	-0.00130	0.10770	-0.00041	-0.00034	-0.00068	0.00015	-0.00109
CRI	0.19353	3.86787	0.01682	4.51527	0.02752	0.01841	3.93869	0.07723	0.17804	0.00495	0.00428	0.00528
ICSA	107.95718	-0.09433	0.00345	259.59917	0.00344	-0.00149	0.12907	0.00073	0.01968	-0.00352	0.00101	L-0.00578
ICSAB	102.78919	-0.27805	1.01791	251.88136	0.44734	0.91626	0.10701	0.88997	0.93735	0.04519	0.02667	0.05444
CCV	20.98379	52.74342	0.50876	50.21751	0.96383	0.98066	51.45046	0.98728	4.82304	0.98622	1.00191	0.97839
CCB	-0.00030	-0.06074	0.00303	-0.01801	-0.00048	-0.00057	0.10805	-0.00025	0.00016	-0.00083	-0.00027	-0.00111
0808179-2	0.01030	-0.01717	0.00289	-0.02461	0.00039	-0.00045	0.13270	0.00086	0.00683	-0.00220	0.00056	L-0.00357
0808179-6	9.37969	18.61810	0.06190	21.44278	0.41931	0.00664	34.23926	0.00627	0.26836	0.07487	0.07148	0.07657
0808169-11	0.00137	0.01224	0.00293	-0.02850	0.00012	-0.00117	0.15240	0.00011	0.00833	-0.00184	-0.00256	-0.00148
0808102-9	103.45048	38.76563	0.09001	37.96583	3.16275	0.01147	2.16498	0.04335	2.42329	0.11175	0.09431	0.12046
0808102-9D	94.15265	38.31094	0.08378	41.67384	3.13034	0.01984	2.03412	0.04069	1.97287	0.12547	0.10815	0.13411
0808102-9L 5X	19.66585	6.90739	0.01681	7.74875	0.65530	0.00150	0.42224	0.00929	0.49620	0.02196	0.02142	0.02223
0808102-9MS	106.13078	41.15150	0.10553	38.38890	3.30455	0.86316	2.38594	0.48973	2.11755	0.53622	0.52130	0.54367
0808102-9MSD	111.23741	43.04882	0.11683	40.42806	4.06798	0.87339	2.45932	0.50299	2.23906	0.57704	0.57146	0.57982
0808102-16	89.82088	50.34735	0.08572	35.04182	3.04634	0.01135	4.20626	0.03890	1.79627	0.09997	0.08403	0.10793
0809004-1 10X	0.41042	0.24743	0.00604	0.36681	0.00773	0.00038	36.77130	0.00044	0.01518	-0.00059	-0.00080	-0.00049
CCV	20.11190	51.60872	0.49800	48.30093	0.92630	0.94795	50.52444	0.94939	4.56907	0.94514	0.96151	0.93696
CCB	-0.00079	-0.19105	0.00266	-0.02034	-0.00052	-0.00147	0.10000	0.00014	-0.00235	-0.00055	L-0.00329	0.00082
0808119-5 5X	91.44862	3.67824	0.03704	7.26131	2.26783	0.00929	0.22780	0.04030	2.63666	0.05441	0.05493	0.05415
0808089-2 10X	0.21363	21.32329	0.00311	3.38869	0.02115	-0.00117	9.79343	0.00001	H62.49145	0.00187	-0.00233	0.00397
0808089-3 10X	0.15349	30.10204	0.00355	4.53952	0.09080	-0.00105	10.59421	-0.00032	H97.89161	0.00022	-0.00290	0.00178
0808089-4 10X	0.07952	34.83952	0.00294	3.06923	0.00998	-0.00103	4.54978	-0.00038	36.65374	-0.00017	0.00100	-0.00075
0808089-5 10X	0.04481	32.39444	0.00323	3.69750	0.01903	-0.00197	4.63942	0.00034	H61.79491	0.00026	-0.00063	0.00070
F080911-1MB	-0.00904	-0.02160	0.00189	-0.03957	-0.00052	-0.00193	0.09182	-0.00054	0.00266	-0.00172	0.00285	L-0.00400
0809060-1	-0.00830	2.83499	0.01033	16.48165	0.03446	0.25509	42.40420	0.00259	-0.09925	-0.00229	0.00196	L-0.00440
0809060-2	0.00765	0.91155	0.00785	17.87429	0.05251	0.00288	27.60373	0.00169	0.04889	-0.00235	-0.00118	-0.00294
0809060-3	-0.00438	2.11540	0.00985	15.84737	0.03855	0.30031	44.52965	0.00313	0.02619	-0.00259	0.00129	L-0.00452
0809060-4	0.01079	0.60993	0.00794	17.69339	0.00170	0.00084	27.34838	0.00072	0.04973	-0.00144	-0.00089	-0.00171
CCV	20.10607	49.31460	0.47454	47.77378	0.92718	0.94942	48.62910	0.95796	4.52176	0.97849	0.94749	0.99397
CCB	-0.00281	-0.08645	0.00300	-0.03277	-0.00065	-0.00161	0.10292	-0.00104	-0.00034	-0.00048	L-0.00940	0.00398
0809060-6	0.01212	2.46642	0.01534	14.16698	0.05794	0.18210	100.29548	0.00222	0.05040	0.00011	L-0.00424	0.00228
0809060-7	-0.00821	7.83489	0.01941	37.05526	0.13546	0.00487	80.09978	0.00217	0.03120	-0.00207	-0.00210	-0.00205
0809060-8	-0.00840	4.02830	0.02566	35.59833	0.03137	0.07646	207.66556	0.00232	-0.00585	-0.00187	-0.00036	-0.00262
F080912-1MB	-0.00830	-0.07550	0.00182	-0.02345	-0.00038	-0.00091	0.15926	0.00224	-0.00235	-0.00155	0.00281	L-0.00372
0809076-1	-0.00364	1.04821	0.01697	35.91451	0.24337	0.00713	58.28963	0.00320	-0.00952	-0.00207	0.00254	L-0.00437
0809076-2	-0.00384	1.05154	0.01670	35.51252	0.24834	0.00640	57.17341	0.00238	0.00633	-0.00191	-0.00207	-0.00183
0809076-3	-0.00428	1.05129	0.01436	31.92048	0.02819	0.00555	50.42532	0.00209	0.02169	-0.00282	0.00120	L-0.00482
0809076-4	-0.00914	2.32423	0.01102	16.93100	-0.00015	0.00431	43.06451	0.00062	0.00917	-0.00262	-0.00112	L-0.00337
0809076-5	-0.00914	38.52517	0.04278	62.21297	1.34071	0.00011	219.34609	0.00111	-0.00235	-0.00338	L-0.00765	-0.00125
0809076-6	-0.00506	8.12748	0.01747	42.10977	0.14574	0.00026	79.76203	0.00086	0.03087	-0.00336	L-0.00364	L-0.00323
CCV	20.37094	49.57344	0.47919	48.31048	0.98158	0.96544	49.02451	0.97584	4.82025	0.99801	0.95746	1.01825
CCB	-0.00477	-0.07575	0.00345	-0.03277	-0.00051	-0.00105	0.10938	-0.00075	0.00294	0.00085	L-0.00544	0.00398
0809076-7	-0.00614	7.36003	0.01666	44.24237	0.00152	0.00116	86.20697	0.00034	0.00471	-0.00376	L-0.00445	L-0.00342
0809076-8	-0.00860	0.83755	0.01384	34.13868	-0.00051	0.00208	61.07154	0.00070	0.03814	-0.00269	-0.00166	L-0.00320
0809076-9	-0.00929	0.55847	0.00835	28.68511	-0.00062	0.00079	39.66769	0.00043	0.05336	-0.00098	-0.00228	-0.00033
0809076-10	0.00838	0.80087	0.00706	30.49740	0.01767	0.00106	40.95947	0.00084	0.06982	-0.00227	-0.00077	L-0.00301

Sample Id1	Fe	K	Li	Mg	Mn	Mo	Na	Ni	P	Pb	Pb I	Pb II
0809076-11	0.00308	1.29042	0.00943	33.58415	0.06267	0.00108	53.56194	0.00085	0.05920	-0.00175	-0.00206	-0.00160
0809076-11L 5X	-0.00688	0.09654	0.00478	6.44892	0.01213	-0.00120	9.41392	-0.00005	0.01143	-0.00007	-0.00019	0.00000
0809076-11MS	1.00023	52.38301	0.54676	74.35178	0.55397	0.97606	94.95682	0.50625	0.06610	0.49488	0.50736	0.48865
0809076-11MSD	0.99257	52.02683	0.54259	73.94712	0.54921	0.96808	93.58177	0.50244	0.06610	0.49331	0.50247	0.48874
CCV	19.18279	47.68025	0.47333	45.58724	0.92554	0.90949	46.93347	0.92120	4.49016	0.99223	0.90402	1.03627
CCB	-0.00295	0.05544	0.00384	-0.02150	-0.00044	-0.00035	0.11509	0.00005	-0.00343	0.00062	0.00032	0.00077
CRI	0.18670	3.80043	0.01699	4.50915	0.02772	0.01756	3.92261	0.07553	0.16950	0.00575	0.00230	0.00748
ICSA	101.29274	-0.04609	0.00411	243.82468	0.00316	-0.00037	0.13453	0.00136	0.01161	0.00004	0.00808	L-0.00397
ICSAB	98.21150	-0.21345	1.00082	240.82154	0.44914	0.89282	0.11217	0.87313	0.93982	0.04411	0.03876	0.04678
CCV	19.35382	50.52725	0.50518	46.78827	0.93216	0.92124	49.46080	0.92461	4.72278	0.94417	0.93141	0.95054
CCB	-0.00192	-0.20422	0.00297	-0.02248	-0.00037	-0.00074	0.10300	0.00038	0.00188	-0.00013	0.00097	-0.00068
CCV	19.45499	48.37215	0.48635	47.46947	0.93390	0.93147	47.73545	0.92082	4.59486	0.95310	0.96903	0.94514
CCB	-0.00452	-0.04466	0.00344	-0.02878	-0.00048	-0.00030	0.10782	0.00070	0.00030	0.00029	0.00053	0.00017
IP080910-5MB	0.00539	-0.19730	0.00378	-0.03316	-0.00027	-0.00093	0.11582	0.00082	0.03686	0.00178	-0.00147	0.00341
IP080910-5LCS	0.94479	-0.23955	0.00372	-0.03575	0.46556	0.91371	0.11281	0.46330	0.04523	0.45438	0.45632	0.45341
0806128-1	2.97679	240.11793	0.01474	30.54417	0.21945	-0.00161	106.60753	0.00408	H566.36480	0.00405	L-0.03561	0.02385
0806128-4	5.54094	232.21886	0.02093	36.09044	0.34547	-0.00073	123.69833	0.00497	H580.50857	0.00792	L-0.04867	0.03616
0806128-7	3.64472	235.94709	0.02143	32.67838	0.40082	-0.00121	123.72290	0.00816	H568.77902	0.00932	L-0.03817	0.03303
0806128-7D	3.60445	236.12152	0.02177	33.21126	0.41941	-0.00169	124.23235	0.00762	H568.25123	0.00908	L-0.03679	0.03197
0806128-7L 5X	0.85882	52.84051	0.00675	8.23189	0.09436	-0.00103	26.63140	0.00261	H188.13793	0.00246	L-0.00760	0.00749
0806128-7MS	4.33573	224.28421	0.01806	27.60322	0.72805	0.82165	114.56634	0.39419	H532.03378	0.40001	0.36465	0.41766
0806128-7MSD	4.48166	227.28801	0.02023	30.48534	0.80716	0.84065	118.36060	0.39867	H573.99819	0.40358	0.36520	0.42274
0806128-10	4.52138	221.50847	0.02204	33.16086	0.41843	-0.00176	124.85738	0.00598	H608.41964	0.00933	L-0.03704	0.03247
CCV	20.39814	51.88501	0.53024	50.09137	0.97942	0.97699	51.69946	0.96880	4.84114	1.01602	1.01528	1.01640
CCB	-0.00457	0.10990	0.00379	-0.02978	-0.00055	-0.00093	0.11249	-0.00010	-0.00024	-0.00051	-0.00056	-0.00049
0806128-13	5.01414	199.77120	0.01814	26.77185	0.45918	-0.00078	112.26644	0.00640	H516.93379	0.00586	L-0.02827	0.02290
IP080909-2MB	0.02920	0.10619	0.00422	-0.03057	-0.00037	-0.00047	0.12517	0.00063	0.06671	-0.00177	0.00082	L-0.00306
IP080909-2LCS	0.92460	0.00310	0.00394	-0.02938	0.45231	0.88266	0.16497	0.45740	0.07162	0.45109	0.45607	0.44860
0808227-1	0.48759	H281.10816	0.00987	26.71535	0.39523	-0.00090	61.33146	0.00434	H421.69537	-0.00176	L-0.01931	0.00700
0808227-2	0.68604	H265.69902	0.00895	24.02878	0.13319	-0.00399	45.06751	0.00499	H336.86819	0.00266	L-0.00718	0.00757
0808227-3	1.02625	225.32597	0.01146	25.93677	0.25486	-0.00287	92.90173	0.00478	H456.56661	0.00193	L-0.01921	0.01249
0808227-3D	1.37567	241.04693	0.01220	29.05904	0.29465	-0.00325	103.01526	0.00320	H520.36720	-0.00125	L-0.02879	0.01250
0808227-3L 5X	0.22641	51.44752	0.00485	6.30493	0.05727	-0.00201	19.92691	0.00108	H106.18822	-0.00036	L-0.00553	0.00222
0808227-3MS	2.78571	226.83681	0.00849	17.01187	0.49970	0.89435	77.83344	0.43452	H227.32250	0.42600	0.42539	0.42631
0808227-3MSD	2.30901	H251.44955	0.00905	20.14028	0.53866	0.90759	75.05181	0.44057	H285.73998	0.43339	0.42932	0.43543
0808227-4	0.89716	H278.85019	0.01127	26.18450	0.48550	-0.00121	67.06027	0.00407	H405.50677	0.00058	L-0.01572	0.00871
CCV	19.22195	48.25617	0.48429	47.09419	0.92253	0.92017	47.53604	0.91671	4.48220	0.94486	0.95708	0.93875
CCB	-0.00315	0.09940	0.00373	-0.03157	-0.00048	-0.00113	0.11318	0.00034	0.00049	-0.00171	-0.00227	-0.00143
0808227-5	0.27006	244.55388	0.00737	17.13721	0.00996	-0.00363	48.13844	0.00302	H189.15268	0.00251	-0.00093	0.00422
EX080910-4MB	-0.00202	0.11054	0.00300	-0.03296	-0.00020	-0.00007	146.54485	0.00147	0.04742	0.00040	0.00250	-0.00065
EX080910-4LCS	0.94799	-0.00855	0.00376	-0.03854	0.46661	0.94098	143.20071	0.47679	0.01686	0.47973	0.48462	0.47729
0809051-2	0.12642	-0.01431	0.00329	0.77628	0.07606	-0.00105	145.82839	0.00310	0.01249	0.00244	0.00198	0.00268
0809051-2D	0.12372	-0.05145	0.00354	0.78285	0.07651	-0.00083	147.04978	0.00312	0.01704	0.00027	0.00017	0.00032
0809051-2L 5X	0.01835	-0.09332	0.00426	0.13480	0.01525	-0.00133	28.75134	0.00118	0.00412	-0.00003	-0.00218	0.00105
0809051-2MS	1.09773	-0.07424	0.00411	0.79023	0.55273	0.95770	148.31299	0.48593	0.00540	0.49099	0.49298	0.49000
0809051-2MSD	1.09842	-0.08090	0.00410	0.78963	0.55330	0.95668	148.66768	0.48508	0.00976	0.49288	0.49489	0.49188
0806128-7A	4.87342	227.38921	0.02296	31.35476	1.05697	1.40964	117.87654	0.66478	H558.74703	0.65124	0.63998	0.65686
0808227-1 10X	0.05502	34.62628	0.00489	3.56830	0.05005	-0.00100	6.47994	0.00070	H54.01199	-0.00061	L-0.00312	0.00065
CCV	19.68190	52.03447	0.49871	48.71682	0.94269	0.94809	51.25513	0.93044	4.69267	0.97295	0.98544	0.96671
CCB	-0.00310	0.02961	0.00343	-0.02958	-0.00051	-0.00055	0.11801	0.00082	-0.00297	-0.00071	-0.00050	-0.00081

Sample Id1	Fe	K	Li	Mg	Mn	Mo	Na	Ni	P	Pb	Pb I	Pb II
0808227-2 10X	0.06651	29.10433	0.00301	2.76276	0.01427	-0.00083	4.05185	0.00054	32.25829	0.00049	0.00064	0.00042
0808227-3 10X	0.10142	21.98944	0.00340	2.91538	0.02646	-0.00113	8.24275	0.00087	44.94356	-0.00041	0.00027	-0.00074
0808227-3D 10X	0.13595	22.37148	0.00338	3.09735	0.02997	-0.00156	8.61817	0.00057	H51.79728	-0.00138	L-0.00687	0.00135
0808227-3L 50X	0.01320	3.83631	0.00292	0.55466	0.00488	-0.00113	1.49939	0.00026	8.49979	-0.00085	-0.00027	-0.00114
0808227-3MS 10X	0.28687	23.11569	0.00305	1.91904	0.05243	0.09020	7.08774	0.04760	20.85834	0.04692	0.04590	0.04742
0808227-3MSD 10X	0.24076	26.13979	0.00306	2.29219	0.05720	0.09245	6.88358	0.04932	26.67370	0.04932	0.05033	0.04882
0808227-4 10X	0.09096	29.50461	0.00316	2.98860	0.05282	-0.00171	6.02434	0.00046	42.58634	-0.00056	-0.00169	0.00000
0808227-3A	2.41977	H273.17208	1.03684	85.00243	0.96619	1.52592	154.23298	0.72743	H413.03760	0.70336	0.72150	0.69431
CCV	20.43199	53.86099	0.52051	50.66653	0.97899	0.97964	53.66134	0.97014	4.92246	1.01218	1.01461	1.01097
CCB	-0.00320	-0.10280	0.00299	-0.02898	-0.00041	-0.00057	0.11152	0.00026	0.00376	-0.00163	-0.00122	-0.00183
CRI	0.18651	3.91187	0.01643	4.64610	0.02748	0.01507	4.19619	0.07238	0.17576	0.00565	L-0.01765	0.01728
ICSA	104.24219	-0.20754	0.00309	262.29573	0.00366	-0.00138	0.13148	0.00190	0.01376	0.00005	0.00010	0.00003
ICSAB	103.75857	-0.22790	1.04698	262.06723	0.47014	0.95201	0.11756	0.90804	0.97417	0.04767	0.04628	0.04836
CCV	20.23210	51.86535	0.49544	49.96409	0.96860	0.97036	51.31392	0.96030	4.79303	0.99983	1.01099	0.99425
CCB	-0.00605	-0.01700	0.00283	-0.03197	-0.00041	-0.00070	0.10718	0.00102	-0.00752	-0.00074	0.00189	-0.00206

Sample Id1	S	Sb	Se	Se I	Se II	Si	Sn	Sr	Th	Ti	Tl	U
MIXBHIGH	0.01094	1.96405	4.79859	4.87290	4.76150	49.47275	9.94190	9.81055	1.87516	9.72148	4.97252	-0.04759
MIXAHIGH	0.00426	0.02072	0.00496	0.00220	0.00633	-0.01145	-0.00169	0.00688	L-0.07460	-0.00184	0.06749	0.12061
MIXCHIGH	49.16386	0.00047	-0.00348	0.01096	L-0.01069	-0.03471	0.02041	0.00038	1.00645	0.00563	-0.00712	49.87684
ICV	2.60075	0.25267	0.50869	0.49483	0.51561	2.47381	0.49862	0.25376	0.14334	0.24822	0.26411	2.61660
ICB	0.01096	0.00017	0.00303	0.00330	0.00289	-0.00052	0.00269	-0.00080	0.00034	-0.00088	-0.00091	-0.00433
CRI	0.18920	0.11555	0.01455	0.01368	0.01498	0.08831	0.09526	0.02129	0.06955	0.01778	0.01939	0.18046
ICSA	0.01299	0.00288	0.00451	-0.00335	0.00844	0.00354	0.00240	0.00043	-0.04509	-0.00114	0.00497	0.06105
ICSAB	1.02679	0.57610	0.04397	0.02787	0.05201	0.90403	0.91571	0.97788	0.52185	0.90573	0.09130	9.96857
CCV	5.15399	0.50560	0.99776	1.00267	0.99530	4.85770	0.98660	0.50423	0.27347	0.48424	0.52143	5.16453
CCB	0.00489	-0.00152	-0.00411	-0.00468	-0.00382	0.00564	0.00262	-0.00076	0.00899	-0.00087	0.00119	-0.00050
0808179-2	0.01299	0.00208	0.00046	0.00187	-0.00024	0.01520	0.00247	0.00043	0.00737	-0.00066	-0.00295	0.00832
0808179-6	2.78604	0.00188	0.00128	0.00350	0.00017	40.03662	0.12450	0.35788	0.00400	0.11245	-0.00342	0.00655
0808169-11	0.01299	-0.00006	0.00055	L-0.00939	0.00551	0.01390	0.00437	0.00038	0.00800	-0.00062	-0.00337	-0.00971
0808102-9	0.65674	0.00605	0.00101	0.00104	0.00100	34.89705	0.04112	0.61015	0.02623	3.27808	-0.00104	0.04801
0808102-9D	0.56772	0.00675	0.00253	L-0.00849	0.00803	36.19207	0.03665	0.60257	0.01586	2.79164	-0.00131	0.02940
0808102-9L 5X	0.13047	0.00288	-0.00105	0.00376	-0.00346	7.15854	0.00709	0.12346	0.01043	0.66988	0.00236	-0.00007
0808102-9MS	0.52927	0.23501	1.57702	1.59052	1.57028	30.14864	0.48377	1.13428	0.02550	3.95800	1.82293	0.01933
0808102-9MSD	0.58998	0.23748	1.58128	1.62172	1.56109	30.23916	0.49067	1.17753	0.01998	4.06483	1.87439	0.03082
0808102-16	0.71945	0.00450	-0.00275	-0.00378	-0.00223	32.44588	0.03981	0.72440	0.02409	2.89582	-0.00616	0.01969
0809004-1 10X	0.41594	0.00181	-0.00125	-0.00235	-0.00069	1.38042	-0.00257	0.02545	0.01064	0.00616	-0.00110	-0.00845
CCV	4.95763	0.48751	0.96094	0.96514	0.95884	4.71157	0.95340	0.49231	0.25213	0.46584	0.50575	5.07209
CCB	-0.00727	0.00011	-0.00056	-0.00353	0.00093	0.00447	0.00101	-0.00076	0.01531	-0.00079	0.00006	-0.00894
0808119-5 5X	0.94391	0.00449	-0.00217	-0.00440	-0.00106	4.02484	0.01807	0.05005	-0.00150	0.38400	-0.00436	0.03585
0808089-2 10X	18.94866	0.00117	0.01675	0.01660	0.01683	0.05258	0.01633	0.25160	0.02028	-0.00111	L-0.01063	0.00204
0808089-3 10X	22.75818	0.00681	0.01265	0.02031	0.00882	0.08210	0.01743	0.31300	0.01897	-0.00117	-0.00668	0.00976
0808089-4 10X	23.23892	0.00422	0.01430	0.01579	0.01355	0.05152	0.01772	0.09098	0.01383	-0.00112	-0.00913	0.01403
0808089-5 10X	20.03257	0.00511	0.01270	0.01149	0.01330	0.07162	0.01495	0.21601	0.01274	-0.00127	-0.00708	0.01597
F080911-1MB	0.01907	-0.00001	-0.00122	-0.00003	-0.00181	0.00426	0.00159	-0.00113	0.01025	-0.00052	0.00385	-0.00932
0809060-1	23.60967	0.02137	0.01929	0.02298	0.01744	8.28624	0.01757	0.63458	0.01009	-0.00033	-0.00454	-0.00241
0809060-2	14.43440	0.00092	0.01724	0.01409	0.01881	8.31128	0.00932	0.56040	0.00760	0.00222	-0.00076	-0.00089
0809060-3	21.23540	0.00929	0.02209	0.02110	0.02258	7.23160	0.01699	0.59932	0.00929	-0.00009	-0.00597	0.01064
0809060-4	14.03399	0.00209	0.00965	0.00635	0.01130	8.61161	0.01523	0.55029	0.00778	0.00096	-0.00477	-0.00780
CCV	4.78926	0.47308	0.95235	0.92927	0.96387	4.60176	0.95650	0.47928	0.97448	0.51024	0.49945	4.86060
CCB	0.00489	-0.00535	0.00221	L-0.01101	0.00881	-0.00388	-0.00154	-0.00088	0.01842	-0.00081	-0.00482	-0.03388
0809060-6	28.88140	0.00528	0.02332	0.01559	0.02717	10.36028	0.01254	0.55856	0.02098	0.00138	-0.00304	-0.01739
0809060-7	18.90595	0.00088	0.01504	0.01821	0.01346	9.17938	0.01611	1.42027	0.01449	-0.00091	-0.00493	-0.00356
0809060-8	H80.51485	0.00645	0.01769	0.01827	0.01740	9.91795	0.02049	1.38219	0.01659	-0.00068	-0.00324	0.01754
F080912-1MB	0.03933	-0.00107	0.00291	0.00519	0.00177	0.01486	0.00247	-0.00060	0.02028	-0.00050	0.00283	-0.00164
0809076-1	27.10500	0.00140	0.01961	0.02115	0.01884	8.90003	0.02071	1.63114	0.00852	-0.00063	-0.00592	0.01332
0809076-2	26.68779	-0.00074	0.01969	0.01840	0.02033	8.78702	0.02107	1.61403	0.01012	-0.00082	-0.00582	-0.00049
0809076-3	23.60391	0.00269	0.01751	0.01638	0.01808	8.87454	0.01706	1.38277	0.00606	-0.00064	-0.00892	0.01716
0809076-4	15.68821	0.00111	0.00875	0.00671	0.00977	6.91260	0.01451	0.49475	0.01241	-0.00050	0.00396	-0.00625
0809076-5	1.62068	0.00305	0.02242	0.01967	0.02379	8.87185	0.02800	2.58681	0.00432	-0.00101	-0.00953	0.00143
0809076-6	15.88575	0.00124	0.01414	0.01310	0.01467	8.81608	0.01443	1.55359	0.00586	-0.00090	-0.00794	-0.00126
CCV	4.81532	0.47668	0.97086	0.93036	0.99108	4.80516	0.98451	0.48206	0.25114	0.45627	0.50854	4.85171
CCB	-0.00524	0.00141	0.00083	0.00268	-0.00010	0.00887	-0.00067	-0.00080	0.02604	-0.00083	-0.00394	-0.02314
0809076-7	16.32157	0.00306	0.00441	0.00940	0.00192	2.30384	0.00626	1.33562	0.01501	-0.00052	0.00299	-0.00817
0809076-8	18.76030	0.00255	0.02179	0.02077	0.02230	9.52395	0.01662	1.23193	0.00978	-0.00089	-0.00575	-0.00893
0809076-9	16.38408	0.00068	0.02081	0.01884	0.02179	10.12498	0.01516	0.87431	0.01021	-0.00088	-0.00288	-0.00932
0809076-10	14.20674	0.00198	0.01974	0.02012	0.01956	10.35535	0.01888	0.94196	0.00949	-0.00082	-0.00487	0.00794

Sample Id1	S	Sb	Se	Se I	Se II	Si	Sn	Sr	Th	Ti	Tl	U
0809076-11	15.94049	0.00216	0.02862	0.02278	0.03154	9.42965	0.02530	1.22925	0.00886	-0.00061	-0.00642	-0.01124
0809076-11L 5X	3.05579	-0.00102	0.00371	0.00196	0.00458	1.81534	-0.00103	0.24136	0.01302	-0.00091	-0.00060	-0.00433
0809076-11MS	14.76191	0.52092	2.25492	2.25989	2.25243	10.69178	0.52778	1.64429	0.00805	0.46028	2.13035	-0.01039
0809076-11MSD	14.41674	0.51447	2.24559	2.24091	2.24792	10.50155	0.52581	1.61609	0.00414	0.45522	2.12945	0.00266
CCV	4.51451	0.44842	0.95004	0.89702	0.97652	4.56702	0.91921	0.46269	0.21057	0.48908	0.47849	4.72004
CCB	0.00894	0.00316	0.00048	-0.00369	0.00256	-0.00041	0.00429	-0.00073	0.01302	-0.00076	-0.00117	-0.01201
CRI	0.20337	0.11079	0.00633	0.00807	0.00546	0.08764	0.09453	0.02088	0.06843	0.01897	0.01952	0.15093
ICSA	0.00489	0.00898	-0.00272	0.00488	L-0.00651	0.00353	0.00656	0.00037	-0.04585	-0.00127	0.00635	0.04756
ICSAB	0.98030	0.56131	0.04363	0.05295	0.03898	0.91152	0.91551	0.93764	0.37678	0.95197	0.08834	9.72445
CCV	4.74515	0.48001	0.94864	0.94722	0.94934	4.75828	0.93349	0.48054	0.22249	0.50253	0.49535	4.99582
CCB	-0.00322	0.00271	-0.00231	0.00062	-0.00377	0.00898	0.00415	-0.00069	0.01728	-0.00098	0.00242	-0.00011
CCV	4.67096	0.50841	0.96331	0.95042	0.96975	4.68252	0.95070	0.47628	0.28240	0.49715	0.48420	4.78674
CCB	0.00691	0.00451	-0.00031	0.00122	-0.00107	0.01547	-0.00092	-0.00074	-0.00924	-0.00072	-0.00390	-0.00015
IP080910-5MB	0.00489	0.00128	0.00353	0.00286	0.00386	0.02722	0.00718	-0.00068	-0.00805	-0.00120	L-0.01164	-0.00419
IP080910-5LCS	-0.00524	0.48681	1.64212	1.60270	1.66181	1.79391	0.46944	0.48188	-0.00573	0.50037	1.82406	-0.00968
0806128-1	H122.34124	0.03134	0.15138	0.13106	0.16152	1.51065	H49.18765	3.02046	-0.00682	0.02261	L-0.03561	0.05112
0806128-4	H111.67636	0.02274	0.13541	0.11826	0.14397	2.01259	H12.28246	4.11677	0.00112	0.02863	L-0.04328	0.03968
0806128-7	H117.99134	0.02464	0.14054	0.11538	0.15310	1.86291	3.77091	3.50676	-0.00782	0.02611	L-0.04133	0.03653
0806128-7D	H118.44139	0.02592	0.13665	0.12096	0.14448	1.77075	4.20168	3.54514	-0.01691	0.02423	L-0.04010	0.05876
0806128-7L 5X	34.61308	0.00732	0.03037	0.03124	0.02994	0.47381	0.88668	0.77996	-0.00738	0.00512	-0.00977	-0.00518
0806128-7MS	H115.96975	0.44645	1.94414	1.89758	1.96738	3.45613	3.90774	3.01969	-0.00730	0.45311	1.37207	0.05181
0806128-7MSD	H115.24867	0.45328	1.93163	1.89308	1.95088	3.49212	4.57410	3.67894	-0.01566	0.45561	1.43796	0.05292
0806128-10	H117.98198	0.02338	0.14195	0.12128	0.15227	3.14073	7.13575	3.44683	-0.00212	0.06046	L-0.04226	0.04926
CCV	5.01775	0.53211	1.01789	0.98392	1.03485	4.96111	1.00228	0.50025	0.29639	0.52229	0.50568	5.03766
CCB	0.03730	0.00096	0.00162	0.00008	0.00239	0.00901	-0.00217	-0.00077	-0.02239	-0.00113	0.00082	-0.00580
0806128-13	H119.24289	0.02143	0.12821	0.11056	0.13702	3.39916	2.69451	2.38793	-0.00110	0.06644	L-0.04072	0.04489
IP080909-2MB	0.13452	0.00237	-0.00016	-0.00249	0.00100	0.01465	0.01693	-0.00082	-0.01171	0.00004	0.00223	-0.00744
IP080909-2LCS	0.02717	0.47778	1.67378	1.64706	1.68713	1.73509	0.46634	0.45539	-0.00531	0.47606	1.79156	-0.00885
0808227-1	H117.46045	0.00843	0.08964	0.07339	0.09776	0.38022	0.11900	0.98077	-0.01937	-0.00202	L-0.03022	0.03424
0808227-2	H132.05585	0.01177	0.12016	0.09990	0.13028	0.30519	0.14746	0.83690	-0.00706	0.00118	L-0.04390	0.04258
0808227-3	H127.14349	0.01261	0.14323	0.11624	0.15671	0.43774	0.15939	1.69478	-0.00146	0.00552	L-0.04497	0.02661
0808227-3D	H137.27376	0.00858	0.12702	0.10783	0.13660	0.43846	0.14020	2.01035	0.03107	0.00337	L-0.03354	0.00214
0808227-3L 5X	37.19490	0.00551	0.03420	0.03255	0.03503	0.12428	0.03189	0.36844	-0.00150	0.00057	L-0.01237	-0.00151
0808227-3MS	H126.20488	0.46923	2.02376	2.02333	2.02397	2.11496	0.59230	0.80056	-0.01327	0.48907	1.78418	0.03792
0808227-3MSD	H127.00725	0.48579	2.07451	2.03263	2.09542	2.01315	0.59707	1.05920	-0.01408	0.49260	1.80262	0.04875
0808227-4	H125.18493	0.01024	0.09410	0.07997	0.10115	0.42565	0.12461	0.89669	-0.01941	0.00050	L-0.03192	0.03154
CCV	4.64890	0.50653	0.95498	0.94300	0.96096	4.66261	0.94405	0.47047	0.26932	0.48938	0.47688	4.76257
CCB	0.00691	-0.00007	0.00117	0.00076	0.00137	0.00885	0.00118	-0.00077	-0.00612	-0.00075	0.00141	-0.00055
0808227-5	H125.41037	0.01186	0.12005	0.10576	0.12718	0.21458	0.13381	0.00909	-0.01629	-0.00103	L-0.04088	0.02752
EX080910-4MB	0.16490	0.00129	0.00224	0.01133	-0.00229	0.04024	0.00656	-0.00073	-0.00631	-0.00102	-0.00144	-0.01307
EX080910-4LCS	0.03730	0.51071	1.84813	1.83776	1.85331	1.95119	0.48687	0.48151	0.00232	0.49587	1.97866	-0.00968
0809051-2	0.08389	0.00140	0.00255	-0.00081	0.00422	0.38733	-0.00038	0.06548	0.00159	-0.00044	-0.00423	-0.00266
0809051-2D	0.05148	-0.00118	0.00015	0.00146	-0.00050	0.39900	-0.00038	0.06608	0.00352	-0.00054	-0.00267	-0.00104
0809051-2L 5X	0.01907	0.00070	0.00087	-0.00318	0.00290	0.09448	-0.00163	0.01258	-0.00084	-0.00090	-0.00132	0.00145
0809051-2MS	0.05553	0.52136	1.90304	1.87537	1.91685	2.36180	0.49107	0.56431	0.00871	0.50895	2.02290	-0.01745
0809051-2MSD	0.05351	0.52666	1.91958	1.88679	1.93595	2.35721	0.49607	0.56485	0.00168	0.51018	2.01907	-0.00494
0806128-7A	H114.59632	0.78519	3.02588	3.14660	2.96561	4.79008	4.33635	4.11019	0.00288	0.76537	2.87543	0.02924
0808227-1 10X	19.08260	0.00134	0.01489	0.00865	0.01801	0.07279	0.01310	0.11723	0.04218	0.00081	-0.00765	-0.01472
CCV	4.87546	0.52439	1.00516	0.97627	1.01958	4.89150	0.95515	0.49604	0.28344	0.50966	0.49093	5.06684
CCB	0.00084	0.00000	-0.00215	0.00218	-0.00432	0.01288	0.00017	-0.00072	-0.00778	-0.00093	0.00157	-0.00903

Sample Id1	S	Sb	Se	Se I	Se II	Si	Sn	Sr	Th	Ti	Tl	U
0808227-2 10X	19.38721	0.00386	0.01461	0.00976	0.01703	0.05166	0.01786	0.08725	-0.00215	-0.00079	-0.00297	0.00182
0808227-3 10X	17.65757	0.00154	0.00989	0.01401	0.00784	0.06228	0.01661	0.16771	-0.00553	-0.00023	-0.00994	0.00866
0808227-3D 10X	18.10911	0.00070	0.00846	0.00843	0.00848	0.05947	0.01163	0.19686	-0.00337	-0.00050	-0.00821	-0.00307
0808227-3L 50X	3.61090	-0.00116	0.00058	0.00025	0.00074	0.02126	0.00180	0.03251	-0.00176	-0.00067	0.00061	-0.00177
0808227-3MS 10X	17.90481	0.05367	0.19876	0.20237	0.19696	0.25333	0.06022	0.07899	-0.00396	0.04895	0.18697	0.00046
0808227-3MSD 10X	18.20054	0.05233	0.21151	0.20551	0.21451	0.24901	0.06372	0.10683	-0.00166	0.05012	0.18901	0.00574
0808227-4 10X	17.73546	0.00160	0.01182	0.01228	0.01160	0.06527	0.01241	0.09378	-0.00608	-0.00071	-0.00430	-0.00263
0808227-3A	H119.54813	0.84605	3.35901	3.49916	3.28904	3.30439	0.91378	2.34147	-0.01611	0.80028	3.13824	0.03817
CCV	5.11994	0.54539	1.04238	1.01236	1.05736	5.09075	0.99765	0.51243	0.29431	0.52583	0.51689	5.20857
CCB	0.03122	-0.00142	0.00166	0.00231	0.00133	0.01638	-0.00085	-0.00073	-0.00106	-0.00081	-0.00590	-0.01347
CRI	0.20337	0.11080	0.01063	L-0.00972	0.02079	0.08653	0.08793	0.02172	0.08547	0.01986	0.01367	0.09702
ICSA	0.01299	0.00064	-0.00141	0.00217	-0.00320	0.01737	-0.00139	0.00048	L-0.05006	-0.00113	0.00133	0.06895
ICSAB	1.03083	0.64676	0.04449	0.05249	0.04050	0.99283	0.98159	1.01053	0.59704	1.00402	0.09680	10.28413
CCV	4.92156	0.53167	1.03211	0.99743	1.04943	4.98300	0.99422	0.49996	0.32216	0.51856	0.50785	5.05650
CCB	-0.00322	0.00167	0.00164	-0.00181	0.00336	0.01301	0.00102	-0.00074	-0.00744	-0.00076	0.00163	0.00228

Sample Id1	V	Zn	Zr
MIXBHIGH	4.93187	9.84981	L-0.05220
MIXAHIGH	0.00075	0.01877	0.00958
MIXCHIGH	-0.00776	0.00462	4.85705
ICV	0.25493	0.50894	0.55377
ICB	-0.00032	-0.00063	0.00010
CRI	0.09504	0.04041	0.05259
ICSA	0.00149	0.00594	0.00597
ICSAB	0.46478	0.85725	0.50311
CCV	0.49720	0.96672	1.07810
CCB	-0.00040	-0.00084	-0.00035
0808179-2	0.00045	0.01281	-0.00008
0808179-6	0.00570	0.04506	-0.01299
0808169-11	-0.00020	0.00917	-0.00070
0808102-9	0.13418	0.67957	0.22599
0808102-9D	0.12414	0.48685	0.21950
0808102-9L 5X	0.02709	0.14294	0.04668
0808102-9MS	0.57871	0.99141	0.28104
0808102-9MSD	0.59444	1.01132	0.30284
0808102-16	0.11363	0.33147	0.21478
0809004-1 10X	0.00097	0.00098	-0.00063
CCV	0.48017	0.91614	1.04697
CCB	-0.00090	-0.00033	-0.00104
0808119-5 5X	0.09496	0.25120	0.00374
0808089-2 10X	0.00112	0.31477	-0.00074
0808089-3 10X	0.00182	0.16904	-0.00071
0808089-4 10X	0.00019	0.07589	-0.00039
0808089-5 10X	0.00049	0.10097	-0.00025
F080911-1MB	-0.00032	0.00331	-0.00070
0809060-1	0.02224	0.00493	-0.00453
0809060-2	0.01228	0.00038	-0.00396
0809060-3	0.02104	0.00189	-0.00397
0809060-4	0.01284	0.00058	-0.00447
CCV	0.47728	0.98755	0.98628
CCB	-0.00185	-0.00033	-0.00196
0809060-6	0.13360	0.00068	-0.00695
0809060-7	0.00429	0.00038	-0.00506
0809060-8	0.02893	0.00290	-0.00546
F080912-1MB	0.00002	0.01251	-0.00144
0809076-1	0.00667	0.00098	-0.00430
0809076-2	0.00633	0.00018	-0.00447
0809076-3	0.00639	0.00007	-0.00394
0809076-4	0.00270	0.05860	-0.00385
0809076-5	0.00134	0.00068	-0.00418
0809076-6	0.00724	-0.00053	-0.00442
CCV	0.48322	1.02115	1.04333
CCB	-0.00085	-0.00002	-0.00188
0809076-7	0.00387	-0.00065	-0.00205
0809076-8	0.01170	-0.00076	-0.00485
0809076-9	0.01255	-0.00055	-0.00529
0809076-10	0.00889	-0.00023	-0.00508

Sample Id1	V	Zn	Zr
0809076-11	0.00504	0.00051	-0.00476
0809076-11L 5X	0.00083	-0.00034	-0.00167
0809076-11MS	0.50649	0.50794	-0.00695
0809076-11MSD	0.50196	0.50911	-0.00682
CCV	0.45883	0.94272	0.99696
CCB	-0.00044	-0.00055	-0.00052
CRI	0.09234	0.04104	0.05078
ICSA	0.00198	0.00550	0.00566
ICSAB	0.45429	0.86389	0.49322
CCV	0.46803	0.91342	1.02203
CCB	-0.00017	-0.00002	-0.00067
CCV	0.48211	0.96243	1.04910
CCB	-0.00010	-0.00097	0.00113
IP080910-5MB	0.00006	0.00157	0.00208
IP080910-5LCS	0.48833	0.45276	-0.00117
0806128-1	0.00881	5.27918	0.00258
0806128-4	0.02069	7.55441	0.00250
0806128-7	0.01827	4.51205	0.00201
0806128-7D	0.01779	4.66264	0.00275
0806128-7L 5X	0.00418	1.13448	0.00109
0806128-7MS	0.44322	4.54833	-0.00131
0806128-7MSD	0.45136	4.62764	-0.00048
0806128-10	0.01560	4.94362	0.00178
CCV	0.50477	1.00665	1.10090
CCB	-0.00007	-0.00097	0.00182
0806128-13	0.01782	5.88805	0.00097
IP080909-2MB	-0.00051	0.00380	0.00056
IP080909-2LCS	0.46755	0.46467	-0.00229
0808227-1	0.00222	0.64344	0.00256
0808227-2	0.00268	2.79072	0.00220
0808227-3	0.00446	4.19257	0.00095
0808227-3D	0.00495	2.61649	-0.00153
0808227-3L 5X	0.00092	0.98087	0.00047
0808227-3MS	0.47114	2.33161	-0.00147
0808227-3MSD	0.47764	2.33697	-0.00101
0808227-4	0.00177	1.68960	0.00313
CCV	0.47681	0.95348	1.04051
CCB	-0.00046	0.00030	0.00084
0808227-5	0.00034	0.47051	0.00287
EX080910-4MB	-0.00028	0.01982	0.00090
EX080910-4LCS	0.49217	0.50230	-0.00297
0809051-2	0.00018	0.49348	0.00006
0809051-2D	0.00009	0.49103	0.00001
0809051-2L 5X	-0.00078	0.10025	0.00042
0809051-2MS	0.50130	0.98268	-0.00380
0809051-2MSD	0.50163	0.98577	-0.00341
0806128-7A	0.74367	4.89392	-0.00396
0808227-1 10X	0.00002	0.08783	-0.00248
CCV	0.49160	0.93345	1.01378
CCB	0.00000	-0.00034	0.00100

Sample Id1	V	Zn	Zr
0808227-2 10X	0.00045	0.30877	0.00129
0808227-3 10X	0.00019	0.46849	0.00106
0808227-3D 10X	0.00027	0.28721	0.00046
0808227-3L 50X	0.00019	0.09558	0.00040
0808227-3MS 10X	0.04936	0.26214	0.00024
0808227-3MSD 10X	0.05054	0.26140	0.00028
0808227-4 10X	-0.00028	0.19164	0.00079
0808227-3A	0.79537	4.47295	-0.00292
CCV	0.50885	0.98001	1.04783
CCB	-0.00043	-0.00034	0.00033
CRI	0.09358	0.03966	0.04838
ICSA	-0.00160	0.00624	0.00676
ICSAB	0.49132	0.91289	0.50030
CCV	0.50246	0.98598	1.02881
CCB	-0.00002	-0.00065	0.00097

Method : Paragon File : 080913A Printed : 9/13/2008 16:11:13
SampleId1 : BLANK **SampleId2 :** **[STD]**
Analysis commenced : 9/13/2008 09:38:25
Dilution ratio : 1.00000 to 1.00000 Tray : Position : TUBE1

Raw intensities

	Ag	**Al**	**As**	**B**	**Ba**	**Be**	**Bi**	**Ca**	**Cd**
	Reading	Reading	Reading	Reading	Reading	Reading	Reading	Reading	Reading
#1	0.956	1.644	2.307	1.312	0.380	0.420	2.101	0.545	1.708
#2	0.950	1.654	2.266	1.312	0.382	0.421	2.092	0.545	1.727
Mean	**0.953**	**1.649**	**2.287**	**1.312**	**0.381**	**0.421**	**2.096**	**0.545**	**1.718**
%RSD	0.445	0.429	1.268	0.000	0.371	0.168	0.304	0.000	0.782

	Co	**Cr**	**Cu**	**Fe**	**K**	**Li**	**Mg**	**Mn**	**Mo**
	Reading	Reading	Reading	Reading	Reading	Reading	Reading	Reading	Reading
#1	1.346	2.279	0.682	0.533	10.575	1.862	1.350	0.142	1.366
#2	1.338	2.267	0.680	0.528	10.510	1.859	1.350	0.143	1.373
Mean	**1.342**	**2.273**	**0.681**	**0.531**	**10.543**	**1.861**	**1.350**	**0.142**	**1.370**
%RSD	0.422	0.373	0.208	0.666	0.436	0.114	0.000	0.496	0.361

	Na	**Ni**	**P**	**Pb I**	**Pb II**	**S**	**Sb**	**Se I**	**Se II**
	Reading	Reading	Reading	Reading	Reading	Reading	Reading	Reading	Reading
#1	1.779	3.392	0.751	21.822	9.709	0.093	2.825	9.261	6.009
#2	1.789	3.390	0.748	21.737	9.730	0.093	2.819	9.180	6.040
Mean	**1.784**	**3.391**	**0.750**	**21.780**	**9.720**	**0.093**	**2.822**	**9.221**	**6.025**
%RSD	0.396	0.042	0.283	0.276	0.153	0.000	0.150	0.621	0.364

	Si	**Sn**	**Sr**	**Th**	**Ti**	**Tl**	**U**	**V**	**Zn**
	Reading	Reading	Reading	Reading	Reading	Reading	Reading	Reading	Reading
#1	3.261	2.626	0.502	7.384	2.432	3.219	1.946	1.812	0.284
#2	3.261	2.595	0.498	7.359	2.415	3.187	1.918	1.810	0.282
Mean	**3.261**	**2.611**	**0.500**	**7.372**	**2.423**	**3.203**	**1.932**	**1.811**	**0.283**
%RSD	0.000	0.840	0.566	0.240	0.496	0.706	1.025	0.078	0.500

	Zr	**Pb**	**Se**
	Reading	Reading	Reading
#1	2.985		
#2	2.974		
Mean	**2.980**	**0.000**	**0.000**
%RSD	0.261	0.000	0.000

Method : Paragon File : 080913A Printed : 9/13/2008 16:11:13
SampleId1 : RL **SampleId2 :** **[STD]**
Analysis commenced : 9/13/2008 09:40:13
Dilution ratio : 1.00000 to 1.00000 Tray : Position : TUBE2

Raw intensities

	Ag	Al	As	B	Ba	Be	Bi	Ca	Cd
	Reading	Reading	Reading	Reading	Reading	Reading	Reading	Reading	Reading
#1	0.977	1.922	2.331	2.579	0.462	0.492	2.187	1.438	1.819
#2	0.988	1.910	2.343	2.547	0.462	0.492	2.169	1.436	1.805
Mean	**0.982**	**1.916**	**2.337**	**2.563**	**0.462**	**0.492**	**2.178**	**1.437**	**1.812**
%RSD	0.792	0.443	0.363	0.883	0.000	0.000	0.584	0.098	0.546

	Co	Cr	Cu	Fe	K	Li	Mg	Mn	Mo
	Reading	Reading	Reading	Reading	Reading	Reading	Reading	Reading	Reading
#1	1.378	2.354	0.710	1.156	12.201	4.295	1.989	0.178	1.613
#2	1.380	2.357	0.704	1.150	12.238	4.279	1.998	0.180	1.600
Mean	**1.379**	**2.356**	**0.707**	**1.153**	**12.220**	**4.287**	**1.994**	**0.179**	**1.607**
%RSD	0.103	0.090	0.600	0.368	0.214	0.264	0.319	0.790	0.572

	Na	Ni	P	Pb I	Pb II	S	Sb	Se I	Se II
	Reading	Reading	Reading	Reading	Reading	Reading	Reading	Reading	Reading
#1	10.827	3.685	0.920	21.884	9.875	0.110	2.916	9.259	6.088
#2	10.737	3.730	0.919	21.885	9.849	0.106	2.914	9.287	6.125
Mean	**10.782**	**3.708**	**0.920**	**21.885**	**9.862**	**0.108**	**2.915**	**9.273**	**6.107**
%RSD	0.590	0.858	0.077	0.003	0.186	2.619	0.049	0.214	0.428

	Si	Sn	Sr	Th	Ti	Tl	U	V	Zn
	Reading	Reading	Reading	Reading	Reading	Reading	Reading	Reading	Reading
#1	3.544	2.717	1.771	7.576	3.694	3.252	2.083	1.871	0.308
#2	3.526	2.699	1.771	7.584	3.681	3.246	2.086	1.881	0.312
Mean	**3.535**	**2.708**	**1.771**	**7.580**	**3.688**	**3.249**	**2.085**	**1.876**	**0.310**
%RSD	0.360	0.470	0.000	0.075	0.249	0.131	0.102	0.377	0.912

	Zr	Pb	Se
	Reading	Reading	Reading
#1	3.424		
#2	3.421		
Mean	**3.423**	**0.000**	**0.000**
%RSD	0.062	0.000	0.000

Method : Paragon File : 080913A Printed : 9/13/2008 16:11:14
SampleId1 : B3 **SampleId2 :** **[STD]**
Analysis commenced : 9/13/2008 09:42:15
Dilution ratio : 1.00000 to 1.00000 Tray : Position : TUBE3

Raw intensities

	Ag	Al	As	B	Ba	Be	Bi	Ca	Cd
	Reading	Reading	Reading	Reading	Reading	Reading	Reading	Reading	Reading
#1	1.230	1.661	2.753	3.649	4.327	1.013	2.120	0.496	6.197
#2	1.236	1.658	2.763	3.660	4.312	1.012	2.143	0.498	6.177
Mean	**1.233**	**1.660**	**2.758**	**3.655**	**4.319**	**1.013**	**2.132**	**0.497**	**6.187**
%RSD	0.344	0.128	0.256	0.213	0.246	0.070	0.763	0.285	0.229

	Co	Cr	Cu	Fe	K	Li	Mg	Mn	Mo

	Reading	Reading	Reading	Reading	Reading	Reading	Reading	Reading	Reading
#1	2.251	5.985	1.698	0.551	10.511	1.862	1.353	1.710	3.552
#2	2.262	5.956	1.698	0.550	10.542	1.863	1.359	1.708	3.527
Mean	**2.257**	**5.971**	**1.698**	**0.551**	**10.526**	**1.863**	**1.356**	**1.709**	**3.540**
%RSD	0.345	0.343	0.000	0.128	0.208	0.038	0.313	0.083	0.499

	Na	**Ni**	**P**	**Pb I**	**Pb II**	**S**	**Sb**	**Se I**	**Se II**
	Reading	Reading	Reading	Reading	Reading	Reading	Reading	Reading	Reading
#1	1.857	9.098	2.277	26.104	13.443	0.094	3.073	9.957	6.923
#2	1.843	9.106	2.316	26.134	13.487	0.094	3.065	9.919	6.939
Mean	**1.850**	**9.102**	**2.297**	**26.119**	**13.465**	**0.094**	**3.069**	**9.938**	**6.931**
%RSD	0.535	0.062	1.201	0.081	0.231	0.000	0.184	0.270	0.163

	Si	**Sn**	**Sr**	**Th**	**Ti**	**Tl**	**U**	**V**	**Zn**
	Reading	Reading	Reading	Reading	Reading	Reading	Reading	Reading	Reading
#1	7.287	3.448	12.200	7.767	13.986	3.769	1.936	3.389	0.796
#2	7.267	3.461	12.161	7.772	13.944	3.843	1.938	3.376	0.791
Mean	**7.277**	**3.455**	**12.180**	**7.770**	**13.965**	**3.806**	**1.937**	**3.383**	**0.794**
%RSD	0.194	0.266	0.226	0.046	0.213	1.375	0.073	0.272	0.446

	Zr	**Pb**	**Se**
	Reading	Reading	Reading
#1	3.113		
#2	3.111		
Mean	**3.112**	**0.000**	**0.000**
%RSD	0.045	0.000	0.000

Method : Paragon File : 080913A Printed : 9/13/2008 16:11:14
SampleId1 : B2 **SampleId2 :** **[STD]**
Analysis commenced : 9/13/2008 09:44:16
Dilution ratio : 1.00000 to 1.00000 Tray : Position : TUBE4

Raw intensities

	Ag	**Al**	**As**	**B**	**Ba**	**Be**	**Bi**	**Ca**	**Cd**
	Reading	Reading	Reading	Reading	Reading	Reading	Reading	Reading	Reading
#1	3.794	1.755	6.887	24.508	39.111	6.284	2.224	0.522	45.628
#2	3.778	1.754	6.857	24.502	38.991	6.260	2.179	0.519	45.422
Mean	**3.786**	**1.755**	**6.872**	**24.505**	**39.051**	**6.272**	**2.202**	**0.520**	**45.525**
%RSD	0.299	0.040	0.309	0.017	0.217	0.271	1.445	0.408	0.320

	Co	**Cr**	**Cu**	**Fe**	**K**	**Li**	**Mg**	**Mn**	**Mo**
	Reading	Reading	Reading	Reading	Reading	Reading	Reading	Reading	Reading
#1	10.288	38.411	10.658	0.580	10.575	1.865	1.378	15.545	22.662
#2	10.260	38.256	10.634	0.586	10.555	1.865	1.373	15.475	22.665
Mean	**10.274**	**38.334**	**10.646**	**0.583**	**10.565**	**1.865**	**1.376**	**15.510**	**22.664**
%RSD	0.193	0.286	0.159	0.728	0.134	0.000	0.257	0.319	0.009

	Na	**Ni**	**P**	**Pb I**	**Pb II**	**S**	**Sb**	**Se I**	**Se II**
	Reading	Reading	Reading	Reading	Reading	Reading	Reading	Reading	Reading

#1	1.943	59.668	15.870	63.809	46.370	0.098	5.095	16.630	14.659
#2	1.961	59.354	15.491	63.753	46.289	0.096	5.052	16.560	14.718
Mean	**1.952**	**59.511**	**15.680**	**63.781**	**46.329**	**0.097**	**5.073**	**16.595**	**14.689**
%RSD	0.652	0.373	1.709	0.062	0.124	1.458	0.599	0.298	0.284

	Si	**Sn**	**Sr**	**Th**	**Ti**	**Tl**	**U**	**V**	**Zn**
	Reading	Reading	Reading	Reading	Reading	Reading	Reading	Reading	Reading
#1	42.901	10.802	114.644	10.875	116.201	8.924	1.958	17.378	5.343
#2	42.729	10.758	114.246	10.869	115.671	8.895	1.958	17.245	5.295
Mean	**42.815**	**10.780**	**114.445**	**10.872**	**115.936**	**8.910**	**1.958**	**17.312**	**5.319**
%RSD	0.284	0.289	0.246	0.039	0.323	0.230	0.000	0.543	0.638

	Zr	**Pb**	**Se**
	Reading	Reading	Reading
#1	4.051		
#2	4.032		
Mean	**4.042**	**0.000**	**0.000**
%RSD	0.332	0.000	0.000

Method : Paragon File : 080913A Printed : 9/13/2008 16:11:14
SampleId1 : B1 **SampleId2 :** **[STD]**
Analysis commenced : 9/13/2008 09:46:17
Dilution ratio : 1.00000 to 1.00000 Tray : Position : TUBE5

Raw intensities

	Ag	**Al**	**As**	**B**	**Ba**	**Be**	**Bi**	**Ca**	**Cd**
	Reading	Reading	Reading	Reading	Reading	Reading	Reading	Reading	Reading
#1	28.662	2.723	47.267	226.493	367.880	57.768	3.001	0.693	418.922
#2	28.623	2.718	47.195	225.930	368.090	57.795	3.011	0.694	418.045
Mean	**28.642**	**2.721**	**47.231**	**226.212**	**367.985**	**57.782**	**3.006**	**0.694**	**418.484**
%RSD	0.096	0.130	0.108	0.176	0.040	0.033	0.235	0.102	0.148

	Co	**Cr**	**Cu**	**Fe**	**K**	**Li**	**Mg**	**Mn**	**Mo**
	Reading	Reading	Reading	Reading	Reading	Reading	Reading	Reading	Reading
#1	88.866	356.727	97.732	0.910	10.968	1.999	1.566	145.406	208.060
#2	88.780	356.827	97.418	0.905	10.967	2.001	1.574	145.461	208.375
Mean	**88.823**	**356.777**	**97.575**	**0.908**	**10.968**	**2.000**	**1.570**	**145.434**	**208.218**
%RSD	0.068	0.020	0.228	0.390	0.006	0.071	0.360	0.027	0.107

	Na	**Ni**	**P**	**Pb I**	**Pb II**	**S**	**Sb**	**Se I**	**Se II**
	Reading	Reading	Reading	Reading	Reading	Reading	Reading	Reading	Reading
#1	2.777	553.520	127.137	434.381	369.724	0.120	24.508	79.703	91.492
#2	2.774	553.933	126.275	434.489	368.746	0.124	24.534	79.619	91.320
Mean	**2.776**	**553.727**	**126.706**	**434.435**	**369.235**	**0.122**	**24.521**	**79.661**	**91.406**
%RSD	0.076	0.053	0.481	0.018	0.187	2.318	0.075	0.075	0.133

	Si	**Sn**	**Sr**	**Th**	**Ti**	**Tl**	**U**	**V**	**Zn**
	Reading	Reading	Reading	Reading	Reading	Reading	Reading	Reading	Reading
#1	378.960	82.446	1034.088	41.536	1115.436	58.695	2.207	154.167	49.489

#2	378.902	82.584	1034.227	41.557	1115.191	58.791	2.208	154.025	49.574
Mean	**378.931**	**82.515**	**1034.158**	**41.547**	**1115.314**	**58.743**	**2.208**	**154.096**	**49.531**
%RSD	0.011	0.118	0.010	0.036	0.016	0.116	0.032	0.065	0.121

	Zr	**Pb**	**Se**
	Reading	Reading	Reading
#1	12.911		
#2	12.918		
Mean	**12.915**	**0.000**	**0.000**
%RSD	0.038	0.000	0.000

Method : Paragon File : 080913A Printed : 9/13/2008 16:11:15
SampleId1 : A3 **SampleId2 :** **[STD]**
Analysis commenced : 9/13/2008 09:48:17
Dilution ratio : 1.00000 to 1.00000 Tray : Position : TUBE6

Raw intensities

	Ag	**Al**	**As**	**B**	**Ba**	**Be**	**Bi**	**Ca**	**Cd**
	Reading	Reading	Reading	Reading	Reading	Reading	Reading	Reading	Reading
#1	1.018	12.679	2.382	1.940	0.470	0.434	2.210	20.718	1.878
#2	1.020	12.694	2.389	1.909	0.518	0.440	2.206	20.703	1.925
Mean	**1.019**	**12.687**	**2.386**	**1.925**	**0.494**	**0.437**	**2.208**	**20.711**	**1.902**
%RSD	0.139	0.084	0.207	1.139	6.871	0.971	0.128	0.051	1.748

	Co	**Cr**	**Cu**	**Fe**	**K**	**Li**	**Mg**	**Mn**	**Mo**
	Reading	Reading	Reading	Reading	Reading	Reading	Reading	Reading	Reading
#1	1.418	2.514	0.714	21.733	18.912	12.980	14.618	0.182	1.530
#2	1.428	2.539	0.730	21.739	18.866	12.968	14.622	0.201	1.534
Mean	**1.423**	**2.527**	**0.722**	**21.736**	**18.889**	**12.974**	**14.620**	**0.192**	**1.532**
%RSD	0.497	0.700	1.567	0.020	0.172	0.065	0.019	7.016	0.185

	Na	**Ni**	**P**	**Pb I**	**Pb II**	**S**	**Sb**	**Se I**	**Se II**
	Reading	Reading	Reading	Reading	Reading	Reading	Reading	Reading	Reading
#1	40.549	3.653	0.732	22.957	10.239	0.093	2.978	9.542	6.238
#2	40.502	3.722	0.718	22.940	10.237	0.094	2.975	9.495	6.189
Mean	**40.526**	**3.688**	**0.725**	**22.949**	**10.238**	**0.094**	**2.977**	**9.519**	**6.214**
%RSD	0.082	1.323	1.365	0.052	0.014	0.756	0.071	0.349	0.558

	Si	**Sn**	**Sr**	**Th**	**Ti**	**Tl**	**U**	**V**	**Zn**
	Reading	Reading	Reading	Reading	Reading	Reading	Reading	Reading	Reading
#1	3.626	2.685	0.722	8.291	2.890	3.294	2.104	1.965	0.306
#2	3.611	2.714	0.855	8.275	3.009	3.301	2.093	1.990	0.317
Mean	**3.619**	**2.700**	**0.789**	**8.283**	**2.950**	**3.298**	**2.099**	**1.978**	**0.312**
%RSD	0.293	0.760	11.927	0.137	2.853	0.150	0.371	0.894	2.497

	Zr	**Pb**	**Se**
	Reading	Reading	Reading
#1	3.182		
#2	3.183		

Mean	**3.183**	**0.000**	**0.000NCH**
%RSD	0.022	0.000	0.000

Method : Paragon File : 080913A Printed : 9/13/2008 16:11:15
SampleId1 : A2 **SampleId2 :** **[STD]**
Analysis commenced : 9/13/2008 09:50:17
Dilution ratio : 1.00000 to 1.00000 Tray : Position : TUBE7

Raw intensities

	Ag	**Al**	**As**	**B**	**Ba**	**Be**	**Bi**	**Ca**	**Cd**
	Reading	Reading	Reading	Reading	Reading	Reading	Reading	Reading	Reading
#1	1.087	108.285	2.580	1.800	0.482	0.438	2.225	192.074	1.906
#2	1.095	107.556	2.577	1.782	0.460	0.433	2.222	191.539	1.874
Mean	**1.091**	**107.921**	**2.579**	**1.791**	**0.471**	**0.436**	**2.224**	**191.807**	**1.890**
%RSD	0.519	0.478	0.082	0.711	3.303	0.812	0.095	0.197	1.197

	Co	**Cr**	**Cu**	**Fe**	**K**	**Li**	**Mg**	**Mn**	**Mo**
	Reading	Reading	Reading	Reading	Reading	Reading	Reading	Reading	Reading
#1	1.467	2.791	0.732	197.102	103.999	143.092	126.451	0.212	1.663
#2	1.477	2.758	0.727	196.565	103.311	141.965	125.853	0.204	1.652
Mean	**1.472**	**2.774**	**0.730**	**196.834**	**103.655**	**142.529**	**126.152**	**0.208**	**1.658**
%RSD	0.480	0.841	0.485	0.193	0.469	0.559	0.335	2.720	0.469

	Na	**Ni**	**P**	**Pb I**	**Pb II**	**S**	**Sb**	**Se I**	**Se II**
	Reading	Reading	Reading	Reading	Reading	Reading	Reading	Reading	Reading
#1	425.325	3.751	0.767	25.270	11.468	0.097	3.451	10.576	6.886
#2	422.072	3.696	0.734	25.412	11.479	0.098	3.473	10.492	6.873
Mean	**423.698**	**3.724**	**0.751**	**25.341**	**11.474**	**0.098**	**3.462**	**10.534**	**6.880**
%RSD	0.543	1.044	3.109	0.396	0.068	0.725	0.449	0.564	0.134

	Si	**Sn**	**Sr**	**Th**	**Ti**	**Tl**	**U**	**V**	**Zn**
	Reading	Reading	Reading	Reading	Reading	Reading	Reading	Reading	Reading
#1	3.751	2.939	0.820	11.485	3.147	3.546	2.400	2.159	0.370
#2	3.742	2.916	0.752	11.478	3.090	3.604	2.410	2.140	0.369
Mean	**3.747**	**2.928**	**0.786**	**11.482**	**3.119**	**3.575**	**2.405**	**2.149**	**0.370**
%RSD	0.170	0.556	6.117	0.043	1.292	1.147	0.294	0.625	0.191

	Zr	**Pb**	**Se**
	Reading	Reading	Reading
#1	3.442		
#2	3.448		
Mean	**3.445**	**0.000**	**0.000**
%RSD	0.123	0.000	0.000

Method : Paragon File : 080913A Printed : 9/13/2008 16:11:15
SampleId1 : A1 **SampleId2 :** **[STD]**
Analysis commenced : 9/13/2008 09:52:18
Dilution ratio : 1.00000 to 1.00000 Tray : Position : TUBE8

Raw intensities **16:11:17** **User: ROY FRENCH**

	Ag	**Al**	**As**	**B**	**Ba**	**Be**	**Bi**	**Ca**	**Cd**
	Reading	Reading	Reading	Reading	Reading	Reading	Reading	Reading	Reading
#1	1.213	937.695	4.467	2.446	0.510	0.470	2.538	1591.661	2.204
#2	1.224	930.934	4.393	2.429	0.510	0.471	2.492	1587.296	2.218
Mean	**1.219**	**934.315**	**4.430**	**2.438**	**0.510**	**0.471**	**2.515**	**1589.479**	**2.211**
%RSD	0.638	0.512	1.181	0.493	0.000	0.150	1.293	0.194	0.448

	Co	**Cr**	**Cu**	**Fe**	**K**	**Li**	**Mg**	**Mn**	**Mo**
	Reading	Reading	Reading	Reading	Reading	Reading	Reading	Reading	Reading
#1	1.828	3.828	0.788	1481.020	907.359	1783.518	1138.641	0.448	3.321
#2	1.835	3.839	0.788	1477.630	900.215	1766.607	1134.941	0.450	3.307
Mean	**1.832**	**3.834**	**0.788**	**1479.325**	**903.787**	**1775.063**	**1136.791**	**0.449**	**3.314**
%RSD	0.270	0.203	0.000	0.162	0.559	0.674	0.230	0.315	0.299

	Na	**Ni**	**P**	**Pb I**	**Pb II**	**S**	**Sb**	**Se I**	**Se II**
	Reading	Reading	Reading	Reading	Reading	Reading	Reading	Reading	Reading
#1	3138.467	4.332	1.054	47.082	21.700	0.139	7.862	19.013	12.644
#2	3118.769	4.310	1.061	47.071	21.659	0.142	7.865	18.972	12.673
Mean	**3128.618**	**4.321**	**1.058**	**47.076**	**21.679**	**0.141**	**7.864**	**18.993**	**12.659**
%RSD	0.445	0.360	0.468	0.017	0.134	1.510	0.027	0.153	0.162

	Si	**Sn**	**Sr**	**Th**	**Ti**	**Tl**	**U**	**V**	**Zn**
	Reading	Reading	Reading	Reading	Reading	Reading	Reading	Reading	Reading
#1	4.698	4.740	1.564	20.079	3.757	6.452	3.822	2.908	0.890
#2	4.700	4.758	1.559	20.097	3.785	6.438	3.818	2.911	0.881
Mean	**4.699**	**4.749**	**1.562**	**20.088**	**3.771**	**6.445**	**3.820**	**2.910**	**0.886**
%RSD	0.030	0.268	0.226	0.063	0.525	0.154	0.074	0.073	0.719

	Zr	**Pb**	**Se**
	Reading	Reading	Reading
#1	4.047		
#2	4.062		
Mean	**4.055**	**0.000**	**0.000**
%RSD	0.262	0.000	0.000

Method : Paragon File : 080913A Printed : 9/13/2008 16:11:16
SampleId1 : C3 **SampleId2 :** **[STD]**
Analysis commenced : 9/13/2008 09:54:18
Dilution ratio : 1.00000 to 1.00000 Tray : Position : TUBE9

Raw intensities

	Ag	**Al**	**As**	**B**	**Ba**	**Be**	**Bi**	**Ca**	**Cd**
	Reading	Reading	Reading	Reading	Reading	Reading	Reading	Reading	Reading
#1	1.077	2.461	2.369	1.580	0.427	0.415	2.577	2.190	1.874
#2	1.076	2.258	2.343	1.557	0.422	0.415	2.574	1.736	1.843
Mean	**1.077**	**2.359**	**2.356**	**1.569**	**0.425**	**0.415**	**2.576**	**1.963**	**1.859**
%RSD	0.066	6.084	0.780	1.037	0.833	0.000	0.082	16.354	1.179

ted: 9/13/2008 16:11:17 User: ROY FRENCH

	Co	Cr	Cu	Fe	K	Li	Mg	Mn	Mo
	Reading	Reading	Reading	Reading	Reading	Reading	Reading	Reading	Reading
#1	1.459	2.571	0.719	2.223	12.448	2.937	2.582	0.159	1.426
#2	1.441	2.553	0.718	1.797	12.173	2.713	2.285	0.158	1.438
Mean	**1.450**	**2.562**	**0.718**	**2.010**	**12.311**	**2.825**	**2.434**	**0.159**	**1.432**
%RSD	0.878	0.497	0.098	14.986	1.580	5.607	8.630	0.446	0.593

	Na	Ni	P	Pb I	Pb II	S	Sb	Se I	Se II
	Reading	Reading	Reading	Reading	Reading	Reading	Reading	Reading	Reading
#1	5.098	3.706	0.678	23.466	10.471	0.204	2.994	9.458	6.327
#2	4.262	3.633	0.702	23.240	10.435	0.203	2.966	9.555	6.278
Mean	**4.680**	**3.670**	**0.690**	**23.353**	**10.453**	**0.204**	**2.980**	**9.506**	**6.303**
%RSD	12.631	1.407	2.460	0.684	0.244	0.347	0.664	0.721	0.550

	Si	Sn	Sr	Th	Ti	Tl	U	V	Zn
	Reading	Reading	Reading	Reading	Reading	Reading	Reading	Reading	Reading
#1	3.416	2.687	0.546	8.529	2.754	3.245	2.790	2.040	0.298
#2	3.383	2.672	0.533	8.459	2.735	3.257	2.787	2.023	0.297
Mean	**3.400**	**2.680**	**0.540**	**8.494**	**2.745**	**3.251**	**2.789**	**2.032**	**0.298**
%RSD	0.686	0.396	1.704	0.583	0.490	0.261	0.076	0.592	0.238

	Zr	Pb	Se
	Reading	Reading	Reading
#1	6.580		
#2	6.574		
Mean	**6.577**	**0.000**	**0.000**
%RSD	0.065	0.000	0.000

Method : Paragon File : 080913A Printed : 9/13/2008 16:11:16
SampleId1 : C2 **SampleId2 :** **[STD]**
Analysis commenced : 9/13/2008 09:56:18
Dilution ratio : 1.00000 to 1.00000 Tray : Position : TUBE10

Raw intensities

	Ag	Al	As	B	Ba	Be	Bi	Ca	Cd
	Reading	Reading	Reading	Reading	Reading	Reading	Reading	Reading	Reading
#1	1.201	2.058	2.327	1.613	0.420	0.436	5.616	1.191	1.850
#2	1.198	1.986	2.353	1.613	0.414	0.437	5.564	1.042	1.856
Mean	**1.200**	**2.022**	**2.340**	**1.613**	**0.417**	**0.437**	**5.590**	**1.117**	**1.853**
%RSD	0.177	2.518	0.786	0.000	1.017	0.162	0.658	9.437	0.229

	Co	Cr	Cu	Fe	K	Li	Mg	Mn	Mo
	Reading	Reading	Reading	Reading	Reading	Reading	Reading	Reading	Reading
#1	1.455	2.901	0.769	1.238	11.808	2.359	2.236	0.174	1.415
#2	1.456	2.898	0.764	1.081	11.681	2.273	2.143	0.172	1.415
Mean	**1.456**	**2.900**	**0.767**	**1.160**	**11.744**	**2.316**	**2.189**	**0.173**	**1.415**
%RSD	0.049	0.073	0.461	9.574	0.765	2.626	3.003	0.817	0.000

	Na	Ni	P	Pb I	Pb II	S	Sb	Se I	Se II
	Reading	Reading	Reading	Reading	Reading	Reading	Reading	Reading	Reading
#1	3.191	3.697	0.711	23.485	10.555	1.236	2.953	9.512	6.249
#2	2.901	3.679	0.729	23.381	10.594	1.249	2.961	9.423	6.216
Mean	**3.046**	**3.688**	**0.720**	**23.433**	**10.575**	**1.243**	**2.957**	**9.468**	**6.233**
%RSD	6.732	0.345	1.768	0.314	0.261	0.740	0.191	0.665	0.374

	Si	Sn	Sr	Th	Ti	Tl	U	V	Zn
	Reading	Reading	Reading	Reading	Reading	Reading	Reading	Reading	Reading
#1	3.666	2.655	0.543	12.766	2.926	3.280	8.393	2.142	0.303
#2	3.657	2.662	0.541	12.722	2.902	3.252	8.410	2.136	0.300
Mean	**3.662**	**2.659**	**0.542**	**12.744**	**2.914**	**3.266**	**8.402**	**2.139**	**0.302**
%RSD	0.174	0.186	0.261	0.244	0.582	0.606	0.143	0.198	0.704

	Zr	Pb	Se
	Reading	Reading	Reading
#1	37.339		
#2	37.498		
Mean	**37.418**	**0.000**	**0.000**
%RSD	0.300	0.000	0.000

Method : Paragon File : 080913A Printed : 9/13/2008 16:11:16
SampleId1 : C1 **SampleId2 :** **[STD]**
Analysis commenced : 9/13/2008 09:58:19
Dilution ratio : 1.00000 to 1.00000 Tray : Position : TUBE11

Raw intensities

	Ag	Al	As	B	Ba	Be	Bi	Ca	Cd
	Reading	Reading	Reading	Reading	Reading	Reading	Reading	Reading	Reading
#1	2.693	2.896	2.515	2.422	0.429	0.666	37.929	1.278	2.138
#2	2.698	2.918	2.532	2.412	0.430	0.668	37.939	1.342	2.139
Mean	**2.696**	**2.907**	**2.524**	**2.417**	**0.430**	**0.667**	**37.934**	**1.310**	**2.138**
%RSD	0.131	0.535	0.476	0.293	0.165	0.212	0.019	3.455	0.033

	Co	Cr	Cu	Fe	K	Li	Mg	Mn	Mo
	Reading	Reading	Reading	Reading	Reading	Reading	Reading	Reading	Reading
#1	1.756	7.070	1.350	1.249	11.405	2.123	5.605	0.334	1.503
#2	1.749	7.079	1.353	1.309	11.376	2.149	5.641	0.336	1.511
Mean	**1.753**	**7.075**	**1.352**	**1.279**	**11.391**	**2.136**	**5.623**	**0.335**	**1.507**
%RSD	0.282	0.090	0.157	3.317	0.180	0.861	0.453	0.422	0.375

	Na	Ni	P	Pb I	Pb II	S	Sb	Se I	Se II
	Reading	Reading	Reading	Reading	Reading	Reading	Reading	Reading	Reading
#1	2.733	4.380	0.890	27.982	13.474	12.084	3.159	10.157	6.531
#2	2.868	4.382	0.910	27.999	13.554	12.132	3.138	10.049	6.558
Mean	**2.801**	**4.381**	**0.900**	**27.990**	**13.514**	**12.108**	**3.149**	**10.103**	**6.544**
%RSD	3.409	0.032	1.571	0.043	0.419	0.280	0.472	0.756	0.292

	Si	Sn	Sr	Th	Ti	Tl	U	V	Zn

	Reading	Reading	Reading	Reading	Reading	Reading	Reading	Reading	Reading
#1	6.858	2.961	0.741	59.303	5.486	3.548	68.219	3.750	0.350
#2	6.872	2.940	0.740	59.368	5.484	3.589	68.457	3.736	0.348
Mean	**6.865**	**2.951**	**0.741**	**59.336**	**5.485**	**3.569**	**68.338**	**3.743**	**0.349**
%RSD	0.144	0.503	0.095	0.077	0.026	0.812	0.246	0.264	0.405

	Zr	**Pb**	**Se**
	Reading	Reading	Reading
#1	365.080		
#2	366.115		
Mean	**365.598**	**0.000**	**0.000**
%RSD	0.200	0.000	0.000

Line calibration information

Analyte	Reporting name	C0	C1	C2	C3	Correlation coefficient	Low limit	High limit	Date of last regression
Ag 328.068	Ag	0.0007655	0.0767467	0.0000733	0	1.0000	-0.012	26.416	9/13/2008 10:16:15
Al 308.215	Al	0.1971055	0.4544811	0.0000956	0	1.0000	-0.587	893.643	9/13/2008 10:16:16
As 189.042/2	As	0.0107595	0.1283465	0.0000492	0	1.0000	-0.086	41.785	9/13/2008 10:16:16
B 249.678/2	B	-0.004508	0.0558045	0.0000093	0	1.0000	0.049	183.510	9/13/2008 10:16:16
Ba 493.409	Ba	-0.0006125	0.0361711	0.0000065	0	1.0000	0.006	293.538	9/13/2008 10:16:17
Be 313.042	Be	-0.0072863	0.0180655	0.0000064	0	1.0000	0.421	57.782	9/13/2008 10:16:17
Bi 223.061	Bi	0.0035151	0.1395078	-0.0003176	0	1.0000	-0.053	33.568	9/13/2008 10:16:17
Ca 317.933	Ca	-0.0463778	0.2557716	0.0000471	0	0.99998	0.093	1491.082	9/13/2008 10:16:18
Cd 226.502/2	Cd	-0.0007458	0.0123759	0.0000017	0	1.0000	0.049	398.202	9/13/2008 10:16:18
Co 228.616	Co	0.0007811	0.0646866	0.0000167	0	1.0000	-0.021	79.341	9/13/2008 10:16:18
Cr 267.716	Cr	-0.0005499	0.0318305	0.0000016	0	1.0000	-0.010	324.018	9/13/2008 10:16:19
Cu 324.753	Cu	-0.0160943	0.1094198	0.0000359	0	1.0000	0.156	92.959	9/13/2008 10:16:19
Fe 259.94	Fe	-0.0095302	0.0981562	0.0000292	0	1.0000	0.002	1432.367	9/13/2008 10:16:19
K 766.491	K	-2.6985968	0.2557905	0.0000153	0	1.0000	10.543	903.787	9/13/2008 10:16:20
Li 670.784	Li	-0.0030579	0.0030955	-0.0000004	0	1.0000	1.861	1775.063	9/13/2008 10:16:20
Mg 279.078	Mg	-0.0329634	0.3984642	0.0000384	0	0.99992	-0.017	1088.127	9/13/2008 10:16:21
Mn 257.61	Mn	-0.0005835	0.0700534	0.0000311	0	1.0000	0.001	140.044	9/13/2008 10:16:21
Mo 202.03/2	Mo	-0.0016352	0.050539	0.0000078	0	1.0000	0.021	199.670	9/13/2008 10:16:21
Na 588.995	Na	0.0013487	0.0527839	0.0000077	0	1.0000	1.784	3128.618	9/13/2008 10:16:22
Ni 231.604	Ni	-0.000243	0.0193761	0.0000008	0	1.0000	0.035	518.948	9/13/2008 10:16:22
P 178.287/2	P	-0.0196988	0.3636646	0.0005852	0	1.0000	0.043	123.262	9/13/2008 10:16:22
Pb 220.351	Pb I	0.0041369	0.029906	0.0000016	0	1.0000	-0.166	351.164	9/13/2008 10:16:23
Pb 220.352/2	Pb II	-0.0066417	0.0339105	0.0000022	0	1.0000	0.180	307.096	9/13/2008 10:16:23
S 182.04/2	S	-0.0113186	4.051742	-0.0176581	0	1.0000	0.003	11.785	9/13/2008 10:16:23
Sb 206.838/2	Sb	-0.0027073	0.1288133	0.0002958	0	1.0000	0.013	16.995	9/13/2008 10:16:24
Se 196.021	Se I	-0.0039184	0.0842791	0.0000654	0	1.0000	0.066	59.452	9/13/2008 10:16:24
Se 196.021/2	Se II	-0.0013258	0.0843656	0.0000121	0	1.0000	0.031	61.660	9/13/2008 10:16:24
Si 288.158	Si	-0.1388181	0.1486093	0.0000229	0	1.0000	1.074	353.793	9/13/2008 10:16:25
Sn 189.989	Sn	0.0019586	0.1558972	0.0000587	0	1.0000	-0.020	66.737	9/13/2008 10:16:25
Sr 421.552	Sr	-0.0011292	0.0099681	0.0000011	0	1.0000	0.036	987.009	9/13/2008 10:16:25

Th 283.73/2	Th	-0.1270332	0.114244	0.0000343	0	0.99999	1.072	18.516	9/13/2008 10:16:26
Ti 334.941	Ti	0.0001699	0.0105927	0.0000002	0	1.0000	-0.115	1000.978	9/13/2008 10:16:26
Tl 190.864/2	Tl	0.0109274	0.1074762	0.0000577	0	1.0000	-0.092	47.419	9/13/2008 10:16:26
U 385.958	U	0.0083298	0.8075048	-0.000829	0	1.0000	-0.018	62.851	9/13/2008 10:16:27
V 292.402	V	-0.0000143	0.0359064	0.0000047	0	1.0000	-0.013	144.572	9/13/2008 10:16:27
Zn 206.2	Zn	-0.0002294	0.2121456	0.0001059	0	1.0000	0.000	48.251	9/13/2008 10:16:28
Zr 339.198	Zr	-0.0004587	0.015348	-0.0000028	0	1.0000	0.041	347.750	9/13/2008 10:16:28

Method : Paragon File : 080913A Printed : 9/13/2008 16:11:28
SampleId1 : MIXBHIGH **SampleId2 :** **[CV]**
Analysis commenced : 9/13/2008 10:19:15
Dilution ratio : 1.00000 to 1.00000 Tray : Position : TUBE5

Final concentrations

	Ag	**Al**	**As**	**B**	**Ba**	**Be**	**Bi**	**Ca**	**Cd**
	ppm	ppm	ppm	ppm	ppm	ppm	ppm	ppm	ppm
#1	1.95920	0.00416	4.88951	9.85900	9.95728	0.97011	-0.00566	-0.02963	4.90816
#2	1.97564	0.00167	4.94924	9.95027	10.05022	0.98003	-0.00605	-0.02857	4.94652
Mean	**1.96742**	**0.00292**	**4.91938**	**9.90464**	**10.00375**	**0.97507**	**-0.00586**	**-0.02910**	**4.92734**
%RSD	0.59089	60.35030	0.85849	0.65157	0.65696	0.71900	4.75604	2.58306	0.55052

	Co	**Cr**	**Cu**	**Fe**	**K**	**Li**	**Mg**	**Mn**	**Mo**
	ppm	ppm	ppm	ppm	ppm	ppm	ppm	ppm	ppm
#1	4.91144	9.91183	9.73499	-0.03014	0.24744	0.00417	-0.03966	9.79244	9.81543
#2	4.96496	10.00717	9.79944	-0.02877	0.23972	0.00418	-0.03296	9.88305	9.91631
Mean	**4.93820**	**9.95950**	**9.76722**	**-0.02945**	**0.24358**	**0.00417**	**-0.03631**	**9.83775**	**9.86587**
%RSD	0.76627	0.67688	0.46663	3.29856	2.24044	0.12175	13.03838	0.65128	0.72304

	Na	**Ni**	**P**	**Pb I**	**Pb II**	**S**	**Sb**	**Se I**	**Se II**
	ppm	ppm	ppm	ppm	ppm	ppm	ppm	ppm	ppm
#1	0.16067	9.85124	52.69021	9.84177	9.76627	0.00649	1.95799	4.86016	4.76264
#2	0.15956	9.95997	53.34387	9.93007	9.78457	0.01539	1.97011	4.88564	4.76035
Mean	**0.16012**	**9.90561**	**53.01704**	**9.88592**	**9.77542**	**0.01094**	**1.96405**	**4.87290**	**4.76150**
%RSD	0.49309	0.77613	0.87181	0.63153	0.13234	57.54713	0.43663	0.36971	0.03403

	Si	**Sn**	**Sr**	**Th**	**Ti**	**Tl**	**U**	**V**	**Zn**
	ppm	ppm	ppm	ppm	ppm	ppm	ppm	ppm	ppm
#1	49.30050	9.88009	9.77071	1.85900	9.67845	4.93366	-0.05183	4.91074	9.80057
#2	49.64500	10.00371	9.85039	1.89132	9.76452	5.01139	-0.04335	4.95300	9.89904
Mean	**49.47275**	**9.94190**	**9.81055**	**1.87516**	**9.72148**	**4.97252**	**-0.04759**	**4.93187**	**9.84981**
%RSD	0.49239	0.87925	0.57437	1.21874	0.62607	1.10527	12.59296	0.60590	0.70690

	Zr	**Pb**	**Se**
	ppm	calc	calc
#1	-0.05162	9.79141	4.79512
#2	-0.05277	9.83302	4.80207
Mean	**-0.05220**	**9.81222**	**4.79859**
%RSD	1.54944	0.29981	0.10249

Method : Paragon File : 080913A Printed : 9/13/2008 16:11:29
SampleId1 : MIXAHIGH **SampleId2 :** **[CV]**
Analysis commenced : 9/13/2008 10:30:13
Dilution ratio : 1.00000 to 1.00000 Tray : Position : TUBE8

Final concentrations

	Ag	Al	As	B	Ba	Be	Bi	Ca	Cd
	ppm	ppm	ppm	ppm	ppm	ppm	ppm	ppm	ppm
#1	-0.00214	521.83483	-0.00403	0.00236	0.00055	0.00082	-0.00477	505.43979	-0.00090
#2	-0.00092	520.55359	-0.00567	0.00500	0.00087	0.00083	0.01008	505.64056	-0.00029
Mean	**-0.00153**	**521.19421**	**-0.00485**	**0.00368**	**0.00071**	**0.00083**	**0.00265**	**505.54017**	**-0.00059**
%RSD	56.16127	0.17383	23.96550	50.77672	32.19891	1.07151	395.91390	0.02808	72.55017

	Co	Cr	Cu	Fe	K	Li	Mg	Mn	Mo
	ppm	ppm	ppm	ppm	ppm	ppm	ppm	ppm	ppm
#1	0.00412	0.01035	-0.01172	201.00543	261.23712	5.18604	511.13695	0.00592	-0.00343
#2	0.00578	0.01311	-0.00934	200.84976	260.67247	5.17660	510.80914	0.00632	-0.00231
Mean	**0.00495**	**0.01173**	**-0.01053**	**200.92759**	**260.95480**	**5.18132**	**510.97304**	**0.00612**	**-0.00287**
%RSD	23.79510	16.67908	15.96288	0.05478	0.15300	0.12889	0.04536	4.64723	27.47752

	Na	Ni	P	Pb I	Pb II	S	Sb	Se I	Se II
	ppm	ppm	ppm	ppm	ppm	ppm	ppm	ppm	ppm
#1	259.07733	0.00055	0.02102	-0.04846	0.02876	-0.00687	0.01491	-0.00188	0.00800
#2	258.35708	0.00155	0.02068	-0.01742	0.01467	0.01539	0.02653	0.00629	0.00466
Mean	**258.71721**	**0.00105**	**0.02085**	**-0.03294**	**0.02171**	**0.00426**	**0.02072**	**0.00220**	**0.00633**
%RSD	0.19685	67.34182	1.13207	66.64643	45.88933	369.26703	39.65535	261.90740	37.38930

	Si	Sn	Sr	Th	Ti	Tl	U	V	Zn
	ppm	ppm	ppm	ppm	ppm	ppm	ppm	ppm	ppm
#1	-0.01442	-0.00781	0.00682	-0.07300	-0.00193	0.06696	0.09854	-0.00074	0.01918
#2	-0.00847	0.00444	0.00693	-0.07620	-0.00176	0.06802	0.14269	0.00223	0.01837
Mean	**-0.01145**	**-0.00169**	**0.00688**	**-0.07460**	**-0.00184**	**0.06749**	**0.12061**	**0.00074**	**0.01877**
%RSD	36.75813	513.78971	1.11883	3.03645	6.38885	1.10897	25.88407	282.87928	3.04588

	Zr	Pb	Se
	ppm	calc	calc
#1	0.00875	0.00304	0.00471
#2	0.01041	0.00398	0.00520
Mean	**0.00958**	**0.00351**	**0.00496**
%RSD	12.25332	18.91577	6.93761

Method : Paragon File : 080913A Printed : 9/13/2008 16:11:29
SampleId1 : MIXCHIGH **SampleId2 :** **[CV]**
Analysis commenced : 9/13/2008 10:32:14
Dilution ratio : 1.00000 to 1.00000 Tray : Position : TUBE11

Final concentrations

	Ag	Al	As	B	Ba	Be	Bi	Ca	Cd
	ppm	ppm	ppm	ppm	ppm	ppm	ppm	ppm	ppm
#1	-0.01078	0.40626	-0.00203	0.01228	-0.00129	0.00408	4.91675	0.19844	-0.00059
#2	-0.01048	0.45044	0.00102	0.01287	-0.00129	0.00413	4.95912	0.21705	-0.00056
Mean	**-0.01063**	**0.42835**	**-0.00051**	**0.01258**	**-0.00129**	**0.00410**	**4.93794**	**0.20774**	**-0.00057**
%RSD	2.03529	7.29246	426.90638	3.26650	0.00000	0.85093	0.60668	6.33450	3.98625

	Co	Cr	Cu	Fe	K	Li	Mg	Mn	Mo

	ppm	ppm	ppm	ppm	ppm	ppm	ppm	ppm	ppm
#1	0.00317	-0.01794	-0.00874	0.05978	0.37412	0.00677	-0.26771	0.00458	-0.00086
#2	0.00447	-0.01774	-0.00804	0.06852	0.37545	0.00683	-0.23424	0.00471	-0.00052
Mean	**0.00382**	**-0.01784**	**-0.00839**	**0.06415**	**0.37479**	**0.00680**	**-0.25097**	**0.00465**	**-0.00069**
%RSD	23.96414	0.77633	5.91389	9.63324	0.25107	0.67242	9.43116	2.04084	34.88754

	Na	**Ni**	**P**	**Pb I**	**Pb II**	**S**	**Sb**	**Se I**	**Se II**
	ppm	ppm	ppm	ppm	ppm	ppm	ppm	ppm	ppm
#1	0.24689	-0.00121	0.02736	0.00552	-0.00833	49.02640	-0.00021	0.00838	-0.01140
#2	0.25376	-0.00143	0.02536	0.00577	-0.01375	49.30131	0.00115	0.01353	-0.00997
Mean	**0.25033**	**-0.00132**	**0.02636**	**0.00565**	**-0.01104**	**49.16386**	**0.00047**	**0.01096**	**-0.01069**
%RSD	1.94056	12.14809	5.37333	3.13872	34.72581	0.39540	203.89967	33.25746	9.45170

	Si	**Sn**	**Sr**	**Th**	**Ti**	**Tl**	**U**	**V**	**Zn**
	ppm	ppm	ppm	ppm	ppm	ppm	ppm	ppm	ppm
#1	-0.03900	0.01917	0.00038	0.98567	0.00551	-0.00438	49.66232	-0.00837	0.00442
#2	-0.03042	0.02165	0.00038	1.02724	0.00575	-0.00985	50.09136	-0.00715	0.00482
Mean	**-0.03471**	**0.02041**	**0.00038**	**1.00645**	**0.00563**	**-0.00712**	**49.87684**	**-0.00776**	**0.00462**
%RSD	17.46884	8.59319	0.00000	2.92085	3.07523	54.31075	0.60824	11.13712	6.18504

	Zr	**Pb**	**Se**
	ppm	calc	calc
#1	4.84001	-0.00372	-0.00481
#2	4.87409	-0.00725	-0.00215
Mean	**4.85705**	**-0.00548**	**-0.00348**
%RSD	0.49616	45.55510	54.22637

Method : Paragon File : 080913A Printed : 9/13/2008 16:11:29
SampleId1 : ICV **SampleId2 :** **[CV]**
Analysis commenced : 9/13/2008 10:59:58
Dilution ratio : 1.00000 to 1.00000 Tray : Position : STD1

Final concentrations

	Ag	**Al**	**As**	**B**	**Ba**	**Be**	**Bi**	**Ca**	**Cd**
	ppm	ppm	ppm	ppm	ppm	ppm	ppm	ppm	ppm
#1	0.09809	25.60097	0.25153	0.51801	0.50697	0.24986	0.26633	26.39649	0.25648
#2	0.09981	25.38144	0.25305	0.51408	0.50202	0.24960	0.26078	26.32379	0.25517
Mean	**0.09895**	**25.49121**	**0.25229**	**0.51604**	**0.50450**	**0.24973**	**0.26355**	**26.36014**	**0.25583**
%RSD	1.22927	0.60894	0.42830	0.53729	0.69424	0.07304	1.48708	0.19501	0.36048

	Co	**Cr**	**Cu**	**Fe**	**K**	**Li**	**Mg**	**Mn**	**Mo**
	ppm	ppm	ppm	ppm	ppm	ppm	ppm	ppm	ppm
#1	0.24965	0.51126	0.50592	10.70764	25.06870	0.24187	24.97019	0.50002	0.49943
#2	0.24971	0.50944	0.50195	10.68480	24.77938	0.23833	24.85744	0.49954	0.49899
Mean	**0.24968**	**0.51035**	**0.50394**	**10.69622**	**24.92404**	**0.24010**	**24.91381**	**0.49978**	**0.49921**
%RSD	0.01604	0.25176	0.55779	0.15104	0.82082	1.04533	0.32000	0.06687	0.06208

	Na	**Ni**	**P**	**Pb I**	**Pb II**	**S**	**Sb**	**Se I**	**Se II**
	ppm	ppm	ppm	ppm	ppm	ppm	ppm	ppm	ppm

#1	24.99423	0.51205	2.36412	0.50295	0.51304	2.60680	0.25290	0.49617	0.52032
#2	24.70128	0.51137	2.38087	0.51211	0.50625	2.59471	0.25245	0.49348	0.51090
Mean	**24.84775**	**0.51171**	**2.37250**	**0.50753**	**0.50965**	**2.60075**	**0.25267**	**0.49483**	**0.51561**
%RSD	0.83367	0.09411	0.49939	1.27684	0.94097	0.32862	0.12476	0.38371	1.29251

	Si	**Sn**	**Sr**	**Th**	**Ti**	**Tl**	**U**	**V**	**Zn**
	ppm	ppm	ppm	ppm	ppm	ppm	ppm	ppm	ppm
#1	2.48085	0.50147	0.25454	0.14066	0.24863	0.26854	2.62230	0.25522	0.50884
#2	2.46678	0.49577	0.25298	0.14602	0.24781	0.25968	2.61089	0.25464	0.50904
Mean	**2.47381**	**0.49862**	**0.25376**	**0.14334**	**0.24822**	**0.26411**	**2.61660**	**0.25493**	**0.50894**
%RSD	0.40205	0.80899	0.43451	2.64450	0.23457	2.37107	0.30840	0.16175	0.02816

	Zr	**Pb**	**Se**
	ppm	calc	calc
#1	0.55523	0.50968	0.51228
#2	0.55231	0.50821	0.50510
Mean	**0.55377**	**0.50894**	**0.50869**
%RSD	0.37319	0.20449	0.99813

Method : Paragon File : 080913A Printed : 9/13/2008 16:11:30
SampleId1 : ICB **SampleId2 :** **[CB]**
Analysis commenced : 9/13/2008 11:04:12
Dilution ratio : 1.00000 to 1.00000 Tray : Position : STD2

Final concentrations

	Ag	**Al**	**As**	**B**	**Ba**	**Be**	**Bi**	**Ca**	**Cd**
	ppm	ppm	ppm	ppm	ppm	ppm	ppm	ppm	ppm
#1	0.00003	0.00001	0.00348	0.00167	-0.00039	-0.00008	-0.00054	-0.00622	-0.00029
#2	-0.00019	-0.00362	-0.00344	0.00098	-0.00052	-0.00007	0.00114	-0.00801	-0.00021
Mean	**-0.00008**	**-0.00181**	**0.00002**	**0.00133**	**-0.00045**	**-0.00007**	**0.00030**	**-0.00712**	**-0.00025**
%RSD	201.24742	141.83342	21528.16198	36.57982	20.14641	17.27564	391.51967	17.79271	22.55583

	Co	**Cr**	**Cu**	**Fe**	**K**	**Li**	**Mg**	**Mn**	**Mo**
	ppm	ppm	ppm	ppm	ppm	ppm	ppm	ppm	ppm
#1	0.00004	-0.00082	-0.00047	-0.00197	-0.01200	0.00326	-0.02502	-0.00052	-0.00105
#2	0.00004	-0.00143	-0.00079	-0.00217	-0.01250	0.00324	-0.02274	-0.00052	-0.00154
Mean	**0.00004**	**-0.00112**	**-0.00063**	**-0.00207**	**-0.01225**	**0.00325**	**-0.02388**	**-0.00052**	**-0.00130**
%RSD	0.06030	38.44980	35.74291	6.70590	2.84133	0.33683	6.72396	0.00000	26.49551

	Na	**Ni**	**P**	**Pb I**	**Pb II**	**S**	**Sb**	**Se I**	**Se II**
	ppm	ppm	ppm	ppm	ppm	ppm	ppm	ppm	ppm
#1	0.10788	-0.00036	0.00066	-0.00133	-0.00220	0.00894	0.00203	0.00378	0.00294
#2	0.10752	-0.00047	-0.00135	0.00163	0.00002	0.01299	-0.00169	0.00283	0.00285
Mean	**0.10770**	**-0.00041**	**-0.00034**	**0.00015**	**-0.00109**	**0.01097**	**0.00017**	**0.00330**	**0.00289**
%RSD	0.23355	19.39633	411.21736	1420.35045	144.24897	26.12638	1555.49806	20.44474	2.01378

	Si	**Sn**	**Sr**	**Th**	**Ti**	**Tl**	**U**	**V**	**Zn**
	ppm	ppm	ppm	ppm	ppm	ppm	ppm	ppm	ppm
#1	-0.00184	-0.00213	-0.00078	0.00383	-0.00085	-0.00660	-0.00855	0.00005	-0.00063

#2	0.00078	0.00750	-0.00082	-0.00315	-0.00092	0.00478	-0.00011	-0.00069	-0.00063
Mean	**-0.00053**	**0.00269**	**-0.00080**	**0.00034**	**-0.00088**	**-0.00091**	**-0.00433**	**-0.00032**	**-0.00063**
%RSD	352.81588	253.20315	3.36648	1459.62921	5.49042	882.29056	137.78604	164.88249	0.00000

	Zr	**Pb**	**Se**
	ppm	calc	calc
#1	0.00007	-0.00191	0.00322
#2	0.00013	0.00056	0.00284
Mean	**0.00010**	**-0.00068**	**0.00303**
%RSD	44.02175	257.60126	8.70452

Method : Paragon File : 080913A Printed : 9/13/2008 16:11:30
SampleId1 : CRI **SampleId2 :** **[FLEXQC]**
Analysis commenced : 9/13/2008 11:06:31
Dilution ratio : 1.00000 to 1.00000 Tray : Position : STD3

Final concentrations

	Ag	**Al**	**As**	**B**	**Ba**	**Be**	**Bi**	**Ca**	**Cd**
	ppm	ppm	ppm	ppm	ppm	ppm	ppm	ppm	ppm
#1	0.01725	0.45256	0.01135	0.38030	0.37273	0.00930	0.04729	5.13658	0.00889
#2	0.01644	0.45180	0.01088	0.38379	0.37577	0.00935	0.04408	5.14483	0.00896
Mean	**0.01685**	**0.45218**	**0.01111**	**0.38204**	**0.37425**	**0.00933**	**0.04568**	**5.14070**	**0.00892**
%RSD	3.37492	0.11759	2.98705	0.64671	0.57404	0.38770	4.96331	0.11342	0.56891

	Co	**Cr**	**Cu**	**Fe**	**K**	**Li**	**Mg**	**Mn**	**Mo**
	ppm	ppm	ppm	ppm	ppm	ppm	ppm	ppm	ppm
#1	0.09167	0.01867	0.04339	0.19289	3.86085	0.01674	4.50123	0.02752	0.01929
#2	0.09094	0.01780	0.04329	0.19417	3.87490	0.01689	4.52931	0.02752	0.01754
Mean	**0.09130**	**0.01824**	**0.04334**	**0.19353**	**3.86787**	**0.01682**	**4.51527**	**0.02752**	**0.01841**
%RSD	0.57081	3.39036	0.16138	0.46679	0.25697	0.63660	0.43966	0.00000	6.71146

	Na	**Ni**	**P**	**Pb I**	**Pb II**	**S**	**Sb**	**Se I**	**Se II**
	ppm	ppm	ppm	ppm	ppm	ppm	ppm	ppm	ppm
#1	3.91471	0.07762	0.17469	0.00339	0.00441	0.19122	0.11414	0.01059	0.01241
#2	3.96267	0.07684	0.18138	0.00517	0.00615	0.18717	0.11697	0.01677	0.01756
Mean	**3.93869**	**0.07723**	**0.17804**	**0.00428**	**0.00528**	**0.18920**	**0.11555**	**0.01368**	**0.01498**
%RSD	0.86110	0.70884	2.65594	29.35694	23.22823	1.51363	1.73195	31.91302	24.28886

	Si	**Sn**	**Sr**	**Th**	**Ti**	**Tl**	**U**	**V**	**Zn**
	ppm	ppm	ppm	ppm	ppm	ppm	ppm	ppm	ppm
#1	0.08824	0.09723	0.02124	0.06957	0.01767	0.02334	0.18545	0.09501	0.04081
#2	0.08839	0.09329	0.02135	0.06953	0.01790	0.01544	0.17547	0.09508	0.04000
Mean	**0.08831**	**0.09526**	**0.02129**	**0.06955**	**0.01778**	**0.01939**	**0.18046**	**0.09504**	**0.04041**
%RSD	0.11617	2.92565	0.38146	0.04544	0.89567	28.78726	3.90799	0.05072	1.41531

	Zr	**Pb**	**Se**
	ppm	calc	calc
#1	0.05266	0.00407	0.01180
#2	0.05253	0.00582	0.01729

Mean	**0.05259**	**0.00495**	**0.01455NCH**
%RSD	0.18285	24.99449	26.67612

Method : Paragon File : 080913A Printed : 9/13/2008 16:11:30
SampleId1 : ICSA **SampleId2 :** **[FLEXQC]**
Analysis commenced : 9/13/2008 11:15:41
Dilution ratio : 1.00000 to 1.00000 Tray : Position : STD4

Final concentrations

	Ag	**Al**	**As**	**B**	**Ba**	**Be**	**Bi**	**Ca**	**Cd**
	ppm	ppm	ppm	ppm	ppm	ppm	ppm	ppm	ppm
#1	-0.00115	260.09248	0.00043	-0.00435	-0.00052	0.00075	0.00087	265.38762	-0.00032
#2	-0.00092	258.73059	0.00114	-0.00372	-0.00048	0.00073	0.00492	264.44021	-0.00024
Mean	**-0.00103**	**259.41154**	**0.00079**	**-0.00403**	**-0.00050**	**0.00074**	**0.00290**	**264.91391**	**-0.00028**
%RSD	15.29160	0.37123	63.38535	11.11057	4.55042	1.73857	98.76511	0.25288	20.98436

	Co	**Cr**	**Cu**	**Fe**	**K**	**Li**	**Mg**	**Mn**	**Mo**
	ppm	ppm	ppm	ppm	ppm	ppm	ppm	ppm	ppm
#1	0.00251	-0.00155	-0.00437	108.17292	-0.09692	0.00345	260.18094	0.00351	-0.00173
#2	0.00294	-0.00116	-0.00448	107.74145	-0.09175	0.00345	259.01740	0.00337	-0.00125
Mean	**0.00273**	**-0.00136**	**-0.00442**	**107.95718**	**-0.09433**	**0.00345**	**259.59917**	**0.00344**	**-0.00149**
%RSD	11.22225	20.61885	1.65099	0.28261	3.87424	0.12274	0.31693	2.75694	23.04192

	Na	**Ni**	**P**	**Pb I**	**Pb II**	**S**	**Sb**	**Se I**	**Se II**
	ppm	ppm	ppm	ppm	ppm	ppm	ppm	ppm	ppm
#1	0.12871	0.00134	0.02402	0.00380	-0.00625	0.02109	0.00023	0.00547	0.01109
#2	0.12942	0.00012	0.01534	-0.00178	-0.00532	0.00489	0.00553	-0.01217	0.00578
Mean	**0.12907**	**0.00073**	**0.01968**	**0.00101**	**-0.00578**	**0.01299**	**0.00288**	**-0.00335**	**0.00843**
%RSD	0.38981	118.99046	31.18048	390.91822	11.30883	88.20965	130.32686	372.17070	44.48602

	Si	**Sn**	**Sr**	**Th**	**Ti**	**Tl**	**U**	**V**	**Zn**
	ppm	ppm	ppm	ppm	ppm	ppm	ppm	ppm	ppm
#1	0.00263	0.00459	0.00040	-0.04845	-0.00096	0.00334	0.06206	0.00110	0.00644
#2	0.00444	0.00021	0.00045	-0.04172	-0.00132	0.00660	0.06005	0.00187	0.00543
Mean	**0.00354**	**0.00240**	**0.00043**	**-0.04509**	**-0.00114**	**0.00497**	**0.06105**	**0.00149**	**0.00594**
%RSD	36.18725	129.07405	7.94801	10.55680	22.52463	46.41530	2.32550	36.93437	12.04000

	Zr	**Pb**	**Se**
	ppm	calc	calc
#1	0.00608	-0.00290	0.00922
#2	0.00586	-0.00414	-0.00020
Mean	**0.00597**	**-0.00352**	**0.00451**
%RSD	2.54201	24.91471	147.60279

Method : Paragon File : 080913A Printed : 9/13/2008 16:11:31
SampleId1 : ICSAB **SampleId2 :** **[FLEXQC]**
Analysis commenced : 9/13/2008 11:20:53
Dilution ratio : 1.00000 to 1.00000 Tray : Position : STD5

Final concentrations **2:26** **User: ROY FRENCH**

	Ag	Al	As	B	Ba	Be	Bi	Ca	Cd
	ppm	ppm	ppm	ppm	ppm	ppm	ppm	ppm	ppm
#1	0.18501	259.06295	0.08072	0.96436	0.49166	0.43987	0.50053	249.25060	0.94024
#2	0.18812	260.01714	0.09093	0.97690	0.49399	0.44035	0.51607	249.92790	0.94360
Mean	**0.18657**	**259.54004**	**0.08582**	**0.97063**	**0.49283**	**0.44011**	**0.50830**	**249.58925**	**0.94192**
%RSD	1.17988	0.25996	8.41598	0.91376	0.33439	0.07707	2.16236	0.19188	0.25263

	Co	Cr	Cu	Fe	K	Li	Mg	Mn	Mo
	ppm	ppm	ppm	ppm	ppm	ppm	ppm	ppm	ppm
#1	0.44761	0.42749	0.50082	102.67515	-0.27362	1.01643	251.23696	0.44663	0.91120
#2	0.45336	0.43273	0.50507	102.90323	-0.28248	1.01939	252.52576	0.44805	0.92131
Mean	**0.45049**	**0.43011**	**0.50294**	**102.78919**	**-0.27805**	**1.01791**	**251.88136**	**0.44734**	**0.91626**
%RSD	0.90304	0.86069	0.59660	0.15690	2.25302	0.20595	0.36181	0.22396	0.78009

	Na	Ni	P	Pb I	Pb II	S	Sb	Se I	Se II
	ppm	ppm	ppm	ppm	ppm	ppm	ppm	ppm	ppm
#1	0.10762	0.88834	0.93364	0.01106	0.06430	1.02477	0.56861	0.00546	0.05746
#2	0.10640	0.89160	0.94105	0.04227	0.04458	1.02881	0.58358	0.05028	0.04656
Mean	**0.10701**	**0.88997**	**0.93735**	**0.02667**	**0.05444**	**1.02679**	**0.57610**	**0.02787**	**0.05201**
%RSD	0.80586	0.25894	0.55930	82.78233	25.60748	0.27840	1.83718	113.72802	14.82758

	Si	Sn	Sr	Th	Ti	Tl	U	V	Zn
	ppm	ppm	ppm	ppm	ppm	ppm	ppm	ppm	ppm
#1	0.89290	0.90729	0.97711	0.52089	0.90345	0.08273	9.92130	0.46234	0.85674
#2	0.91514	0.92414	0.97864	0.52282	0.90801	0.09986	10.01583	0.46723	0.85776
Mean	**0.90402**	**0.91571**	**0.97788**	**0.52185**	**0.90573**	**0.09130**	**9.96857**	**0.46478**	**0.85725**
%RSD	1.73953	1.30170	0.11039	0.26121	0.35605	13.26812	0.67051	0.74358	0.08374

	Zr	Pb	Se
	ppm	calc	calc
#1	0.50199	0.04657	0.04014
#2	0.50422	0.04381	0.04779
Mean	**0.50311**	**0.04519**	**0.04397**
%RSD	0.31325	4.31013	12.30350

Method : Paragon File : 080913A Printed : 9/13/2008 16:11:31
SampleId1 : CCV **SampleId2 :** **[CV]**
Analysis commenced : 9/13/2008 11:25:12
Dilution ratio : 1.00000 to 1.00000 Tray : Position : STD6

Final concentrations

	Ag	Al	As	B	Ba	Be	Bi	Ca	Cd
	ppm	ppm	ppm	ppm	ppm	ppm	ppm	ppm	ppm
#1	0.19764	51.14837	0.47999	1.02985	1.00281	0.48120	0.52342	51.24907	0.50043
#2	0.19796	50.98697	0.47469	1.02868	1.00131	0.48011	0.52121	51.19017	0.50033
Mean	**0.19780**	**51.06767**	**0.47734**	**1.02926**	**1.00206**	**0.48066**	**0.52232**	**51.21962**	**0.50038**
%RSD	0.11521	0.22348	0.78484	0.08036	0.10573	0.16128	0.29863	0.08133	0.01447

ted: 9/13/2008 16:12:26 User: ROY FRENCH

	Co	Cr	Cu	Fe	K	Li	Mg	Mn	Mo
	ppm	ppm	ppm	ppm	ppm	ppm	ppm	ppm	ppm
#1	0.48631	0.98518	1.00795	21.00270	52.81188	0.50961	50.24638	0.96471	0.98105
#2	0.48426	0.98571	1.00471	20.96488	52.67497	0.50792	50.18863	0.96294	0.98027
Mean	**0.48529**	**0.98544**	**1.00633**	**20.98379**	**52.74342**	**0.50876**	**50.21751**	**0.96383**	**0.98066**
%RSD	0.29802	0.03808	0.22801	0.12742	0.18354	0.23542	0.08132	0.12960	0.05636

	Na	Ni	P	Pb I	Pb II	S	Sb	Se I	Se II
	ppm	ppm	ppm	ppm	ppm	ppm	ppm	ppm	ppm
#1	51.56173	0.98768	4.82163	1.00126	0.98084	5.16601	0.50578	1.00780	0.99542
#2	51.33918	0.98689	4.82444	1.00255	0.97593	5.14197	0.50542	0.99755	0.99518
Mean	**51.45046**	**0.98728**	**4.82303**	**1.00191**	**0.97839**	**5.15399**	**0.50560**	**1.00267**	**0.99530**
%RSD	0.30585	0.05702	0.04108	0.09109	0.35541	0.32980	0.04977	0.72338	0.01734

	Si	Sn	Sr	Th	Ti	Tl	U	V	Zn
	ppm	ppm	ppm	ppm	ppm	ppm	ppm	ppm	ppm
#1	4.86483	0.98887	0.50490	0.27258	0.48449	0.51799	5.17700	0.49770	0.96824
#2	4.85056	0.98433	0.50356	0.27435	0.48399	0.52487	5.15207	0.49670	0.96520
Mean	**4.85770**	**0.98660**	**0.50423**	**0.27347**	**0.48424**	**0.52143**	**5.16453**	**0.49720**	**0.96672**
%RSD	0.20769	0.32587	0.18736	0.45794	0.07307	0.93313	0.34134	0.14171	0.22290

	Zr	Pb	Se
	ppm	calc	calc
#1	1.07916	0.98764	0.99955
#2	1.07704	0.98479	0.99597
Mean	**1.07810**	**0.98622**	**0.99776**
%RSD	0.13922	0.20436	0.25361

Method : Paragon File : 080913A Printed : 9/13/2008 16:11:31
SampleId1 : CCB **SampleId2 :** **[CB]**
Analysis commenced : 9/13/2008 11:27:25
Dilution ratio : 1.00000 to 1.00000 Tray : Position : STD2

Final concentrations

	Ag	Al	As	B	Ba	Be	Bi	Ca	Cd
	ppm	ppm	ppm	ppm	ppm	ppm	ppm	ppm	ppm
#1	-0.00070	0.00698	0.00560	0.00310	-0.00036	0.00021	0.00114	-0.00213	-0.00031
#2	-0.00034	0.00746	0.00642	0.00220	-0.00048	0.00022	0.00254	-0.00238	-0.00059
Mean	**-0.00052**	**0.00722**	**0.00601**	**0.00265**	**-0.00042**	**0.00022**	**0.00184**	**-0.00226**	**-0.00045**
%RSD	48.31180	4.63257	9.66892	23.97960	21.69146	5.67697	53.80890	8.01814	43.10978

	Co	Cr	Cu	Fe	K	Li	Mg	Mn	Mo
	ppm	ppm	ppm	ppm	ppm	ppm	ppm	ppm	ppm
#1	-0.00020	-0.00100	-0.00057	-0.00021	-0.05803	0.00303	-0.01898	-0.00052	-0.00062
#2	-0.00051	-0.00007	-0.00027	-0.00040	-0.06344	0.00302	-0.01704	-0.00045	-0.00052
Mean	**-0.00036**	**-0.00053**	**-0.00042**	**-0.00030**	**-0.06074**	**0.00303**	**-0.01801**	**-0.00048**	**-0.00057**
%RSD	60.76606	123.36858	51.09869	45.78268	6.30382	0.13986	7.62706	9.81784	12.10000

	Na	Ni	P	Pb I	Pb II	S	Sb	Se I	Se II
	ppm	ppm	ppm	ppm	ppm	ppm	ppm	ppm	ppm
#1	0.10803	-0.00004	-0.00502	-0.00242	-0.00111	0.00894	-0.00067	-0.00457	0.00213
#2	0.10808	-0.00047	0.00533	0.00188	-0.00110	0.00084	-0.00237	-0.00479	-0.00977
Mean	**0.10805**	**-0.00025**	**0.00016**	**-0.00027**	**-0.00111**	**0.00489**	**-0.00152**	**-0.00468**	**-0.00382**
%RSD	0.03325	121.61042	4677.03168	1125.06283	0.84134	117.22035	78.88781	3.42318	220.41157

	Si	Sn	Sr	Th	Ti	Tl	U	V	Zn
	ppm	ppm	ppm	ppm	ppm	ppm	ppm	ppm	ppm
#1	0.00413	0.00502	-0.00078	0.01067	-0.00082	0.00344	-0.00779	-0.00032	-0.00084
#2	0.00716	0.00021	-0.00074	0.00731	-0.00092	-0.00106	0.00680	-0.00049	-0.00084
Mean	**0.00564**	**0.00262**	**-0.00076**	**0.00899**	**-0.00087**	**0.00119**	**-0.00050**	**-0.00040**	**-0.00084**
%RSD	37.96780	130.13072	3.57951	26.38634	7.97616	267.34997	2076.95959	29.66209	0.00000

	Zr	Pb	Se
	ppm	calc	calc
#1	-0.00048	-0.00155	-0.00010
#2	-0.00022	-0.00011	-0.00811
Mean	**-0.00035**	**-0.00083**	**-0.00410**
%RSD	52.53718	122.90081	138.00790

Method : Paragon File : 080913A Printed : 9/13/2008 16:11:32
SampleId1 : 0808179-2 **SampleId2 :** **[SAMPLE]**
Analysis commenced : 9/13/2008 11:29:36
Dilution ratio : 1.00000 to 1.00000 Tray : Position : TUBE1

Final concentrations

	Ag	Al	As	B	Ba	Be	Bi	Ca	Cd
	ppm	ppm	ppm	ppm	ppm	ppm	ppm	ppm	ppm
#1	0.00032	0.03887	0.00384	0.00531	0.00019	0.00012	0.00128	0.08612	-0.00035
#2	0.00076	0.03607	-0.00168	0.00410	0.00019	0.00010	0.00170	0.08433	-0.00028
Mean	**0.00054**	**0.03747**	**0.00108**	**0.00471**	**0.00019**	**0.00011**	**0.00149**	**0.08523**	**-0.00031**
%RSD	58.64989	5.28264	361.48999	18.24722	0.00000	10.34469	19.74866	1.48569	14.74870

	Co	Cr	Cu	Fe	K	Li	Mg	Mn	Mo
	ppm	ppm	ppm	ppm	ppm	ppm	ppm	ppm	ppm
#1	0.00004	0.00026	-0.00059	0.01079	-0.01939	0.00290	-0.02481	0.00042	-0.00042
#2	0.00017	-0.00001	-0.00037	0.00981	-0.01496	0.00288	-0.02442	0.00036	-0.00047
Mean	**0.00010**	**0.00013**	**-0.00048**	**0.01030**	**-0.01717**	**0.00289**	**-0.02461**	**0.00039**	**-0.00045**
%RSD	84.00087	148.86347	31.30663	6.74027	18.24188	0.51312	1.11610	12.19623	7.69623

	Na	Ni	P	Pb I	Pb II	S	Sb	Se I	Se II
	ppm	ppm	ppm	ppm	ppm	ppm	ppm	ppm	ppm
#1	0.13247	0.00081	0.00600	0.00112	-0.00503	0.00489	0.00304	0.00139	0.00084
#2	0.13293	0.00091	0.00767	0.00000	-0.00212	0.02109	0.00113	0.00235	-0.00133
Mean	**0.13270**	**0.00086**	**0.00683**	**0.00056**	**-0.00357**	**0.01299**	**0.00208**	**0.00187**	**-0.00024**
%RSD	0.24373	7.74886	17.27386	140.58158	57.59045	88.20965	65.03804	36.22582	637.07237

	Si	Sn	Sr	Th	Ti	Tl	U	V	Zn

	ppm	ppm	ppm	ppm	ppm	ppm	ppm	ppm	ppm
#1	0.01727	0.00386	0.00044	0.00981	-0.00056	-0.00413	0.01139	0.00067	0.01291
#2	0.01312	0.00108	0.00041	0.00492	-0.00075	-0.00177	0.00525	0.00023	0.01271
Mean	**0.01520**	**0.00247**	**0.00043**	**0.00737**	**-0.00066**	**-0.00295**	**0.00832**	**0.00045**	**0.01281**
%RSD	19.30933	79.35277	4.76881	46.92424	20.00676	56.39524	52.16039	69.92349	1.11596

	Zr	**Pb**	**Se**
	ppm	calc	calc
#1	-0.00006	-0.00298	0.00103
#2	-0.00010	-0.00141	-0.00010
Mean	**-0.00008**	**-0.00220**	**0.00046**
%RSD	33.09403	50.52575	172.63017

Method : Paragon File : 080913A Printed : 9/13/2008 16:11:32
SampleId1 : 0808179-6 **SampleId2 :** **[SAMPLE]**
Analysis commenced : 9/13/2008 11:31:32
Dilution ratio : 1.00000 to 1.00000 Tray : Position : TUBE2

Final concentrations

	Ag	**Al**	**As**	**B**	**Ba**	**Be**	**Bi**	**Ca**	**Cd**
	ppm	ppm	ppm	ppm	ppm	ppm	ppm	ppm	ppm
#1	-0.00015	4.81264	0.00360	0.35229	0.14026	0.00051	0.00443	72.56118	0.00070
#2	0.00074	4.80580	0.00348	0.35515	0.13981	0.00051	0.00513	72.64808	0.00044
Mean	**0.00030**	**4.80922**	**0.00354**	**0.35372**	**0.14003**	**0.00051**	**0.00478**	**72.60463**	**0.00057**
%RSD	211.40502	0.10052	2.34195	0.57138	0.22783	0.00040	10.32592	0.08464	32.47667

	Co	**Cr**	**Cu**	**Fe**	**K**	**Li**	**Mg**	**Mn**	**Mo**
	ppm	ppm	ppm	ppm	ppm	ppm	ppm	ppm	ppm
#1	0.00185	0.00388	0.00683	9.37586	18.66667	0.06205	21.43100	0.41904	0.00647
#2	0.00154	0.00427	0.00631	9.38353	18.56953	0.06175	21.45456	0.41958	0.00681
Mean	**0.00170**	**0.00407**	**0.00657**	**9.37969**	**18.61810**	**0.06190**	**21.44278**	**0.41931**	**0.00664**
%RSD	12.89000	6.80442	5.64684	0.05779	0.36891	0.34339	0.07770	0.09098	3.61799

	Na	**Ni**	**P**	**Pb I**	**Pb II**	**S**	**Sb**	**Se I**	**Se II**
	ppm	ppm	ppm	ppm	ppm	ppm	ppm	ppm	ppm
#1	34.29961	0.00533	0.26568	0.07181	0.07662	2.77598	0.00306	0.00502	-0.00397
#2	34.17891	0.00721	0.27103	0.07114	0.07651	2.79611	0.00069	0.00198	0.00431
Mean	**34.23926**	**0.00627**	**0.26835**	**0.07148**	**0.07657**	**2.78604**	**0.00188**	**0.00350**	**0.00017**
%RSD	0.24927	21.29056	1.41097	0.65995	0.09378	0.51107	89.27040	61.56631	3440.57039

	Si	**Sn**	**Sr**	**Th**	**Ti**	**Tl**	**U**	**V**	**Zn**
	ppm	ppm	ppm	ppm	ppm	ppm	ppm	ppm	ppm
#1	40.08096	0.12179	0.35801	0.00129	0.11240	0.00298	0.00425	0.00570	0.04526
#2	39.99228	0.12720	0.35774	0.00671	0.11250	-0.00983	0.00885	0.00570	0.04485
Mean	**40.03662**	**0.12450**	**0.35788**	**0.00400**	**0.11245**	**-0.00342**	**0.00655**	**0.00570**	**0.04506**
%RSD	0.15661	3.06806	0.05338	95.77427	0.06161	264.40855	49.67069	0.02319	0.63463

	Zr	**Pb**	**Se**
	ppm	calc	calc

#1	-0.01282	0.07502	-0.00097**NCH**
#2	-0.01316	0.07473	0.00353
Mean	**-0.01299**	**0.07487**	**0.00128**
%RSD	1.84774	0.27377	249.11772

Method : Paragon File : 080913A Printed : 9/13/2008 16:11:32
SampleId1 : 0808169-11 SampleId2 : [SAMPLE]
Analysis commenced : 9/13/2008 11:33:28
Dilution ratio : 1.00000 to 1.00000 Tray : Position : TUBE3

Final concentrations

	Ag	**Al**	**As**	**B**	**Ba**	**Be**	**Bi**	**Ca**	**Cd**
	ppm	ppm	ppm	ppm	ppm	ppm	ppm	ppm	ppm
#1	0.00026	0.04300	0.00700	0.00885	-0.00010	0.00016	-0.00179	0.08638	-0.00058
#2	0.00018	0.04774	-0.00156	0.00780	-0.00003	0.00016	0.00016	0.10250	-0.00048
Mean	**0.00022**	**0.04537**	**0.00272**	**0.00832**	**-0.00007**	**0.00016**	**-0.00082**	**0.09444**	**-0.00053**
%RSD	23.68653	7.39751	222.55469	8.97199	69.34713	0.35074	169.43919	12.06744	12.35820

	Co	**Cr**	**Cu**	**Fe**	**K**	**Li**	**Mg**	**Mn**	**Mo**
	ppm	ppm	ppm	ppm	ppm	ppm	ppm	ppm	ppm
#1	-0.00027	-0.00039	-0.00089	-0.00109	0.01089	0.00292	-0.03335	0.00002	-0.00134
#2	-0.00070	-0.00012	-0.00130	0.00382	0.01359	0.00295	-0.02364	0.00022	-0.00100
Mean	**-0.00048**	**-0.00026**	**-0.00110**	**0.00137**	**0.01224**	**0.00293**	**-0.02850**	**0.00012**	**-0.00117**
%RSD	63.35417	75.34442	26.92213	254.15091	15.64174	0.86572	24.09865	117.99786	20.46383

	Na	**Ni**	**P**	**Pb I**	**Pb II**	**S**	**Sb**	**Se I**	**Se II**
	ppm	ppm	ppm	ppm	ppm	ppm	ppm	ppm	ppm
#1	0.14894	-0.00021	0.01367	-0.00115	-0.00184	0.00489	0.00033	-0.01260	0.00398
#2	0.15585	0.00042	0.00299	-0.00397	-0.00111	0.02109	-0.00046	-0.00618	0.00704
Mean	**0.15240**	**0.00011**	**0.00833**	**-0.00256**	**-0.00148**	**0.01299**	**-0.00006**	**-0.00939**	**0.00551**
%RSD	3.20748	414.71767	90.62707	77.93879	35.26379	88.20965	896.24340	48.36486	39.21502

	Si	**Sn**	**Sr**	**Th**	**Ti**	**Tl**	**U**	**V**	**Zn**
	ppm	ppm	ppm	ppm	ppm	ppm	ppm	ppm	ppm
#1	0.00995	0.00809	0.00033	0.01056	-0.00071	-0.00711	-0.00932	-0.00046	0.00927
#2	0.01785	0.00065	0.00042	0.00544	-0.00053	0.00037	-0.01009	0.00005	0.00907
Mean	**0.01390**	**0.00437**	**0.00038**	**0.00800**	**-0.00062**	**-0.00337**	**-0.00971**	**-0.00020**	**0.00917**
%RSD	40.20698	120.49639	16.11812	45.26896	21.27397	156.95562	5.61497	179.86917	1.55873

	Zr	**Pb**	**Se**
	ppm	calc	calc
#1	-0.00084	-0.00161	-0.00154
#2	-0.00055	-0.00206	0.00264
Mean	**-0.00070**	**-0.00184**	**0.00055**
%RSD	29.67041	17.24332	538.38917

Method : Paragon File : 080913A Printed : 9/13/2008 16:11:33
SampleId1 : 0808102-9 SampleId2 : [SAMPLE]
Analysis commenced : 9/13/2008 11:35:24

Dilution ratio : 1.00000 to 1.00000 Tray : Position : TUBE4

Final concentrations

	Ag	Al	As	B	Ba	Be	Bi	Ca	Cd
	ppm	ppm	ppm	ppm	ppm	ppm	ppm	ppm	ppm
#1	-0.00170	78.98490	0.02766	0.04133	1.21310	0.00613	0.00699	120.07552	0.00123
#2	-0.00103	78.59369	0.02602	0.04075	1.20830	0.00617	0.01213	120.42748	0.00160
Mean	**-0.00137**	**78.78929**	**0.02684**	**0.04104**	**1.21070**	**0.00615**	**0.00956**	**120.25150**	**0.00142**
%RSD	34.66918	0.35109	4.32913	1.00102	0.28035	0.40337	38.05236	0.20696	18.47299

	Co	Cr	Cu	Fe	K	Li	Mg	Mn	Mo
	ppm	ppm	ppm	ppm	ppm	ppm	ppm	ppm	ppm
#1	0.02778	0.04577	0.09592	103.38574	38.89246	0.09024	37.97434	3.16062	0.01108
#2	0.02883	0.04620	0.09477	103.51523	38.63881	0.08979	37.95731	3.16488	0.01186
Mean	**0.02831**	**0.04599**	**0.09534**	**103.45048**	**38.76563**	**0.09001**	**37.96583**	**3.16275**	**0.01147**
%RSD	2.64247	0.65626	0.85087	0.08851	0.46268	0.35209	0.03171	0.09537	4.78779

	Na	Ni	P	Pb I	Pb II	S	Sb	Se I	Se II
	ppm	ppm	ppm	ppm	ppm	ppm	ppm	ppm	ppm
#1	2.17071	0.04336	2.43834	0.09284	0.12263	0.65269	0.00639	-0.00682	0.00441
#2	2.15924	0.04333	2.40824	0.09578	0.11829	0.66078	0.00571	0.00890	-0.00241
Mean	**2.16498**	**0.04335**	**2.42329**	**0.09431**	**0.12046**	**0.65674**	**0.00605**	**0.00104**	**0.00100**
%RSD	0.37464	0.06160	0.87852	2.20625	2.54665	0.87124	7.88981	1067.65570	481.80075

	Si	Sn	Sr	Th	Ti	Tl	U	V	Zn
	ppm	ppm	ppm	ppm	ppm	ppm	ppm	ppm	ppm
#1	34.94786	0.03958	0.61106	0.02002	3.28176	-0.00582	0.04997	0.13448	0.67551
#2	34.84624	0.04265	0.60924	0.03243	3.27439	0.00374	0.04605	0.13387	0.68362
Mean	**34.89705**	**0.04112**	**0.61015**	**0.02623**	**3.27808**	**-0.00104**	**0.04801**	**0.13418**	**0.67957**
%RSD	0.20592	5.28498	0.21032	33.48383	0.15905	651.74956	5.78011	0.32317	0.84431

	Zr	Pb	Se
	ppm	calc	calc
#1	0.22637	0.11271	0.00067
#2	0.22561	0.11079	0.00136
Mean	**0.22599**	**0.11175**	**0.00101**
%RSD	0.24038	1.21096	48.07277

Method : Paragon File : 080913A Printed : 9/13/2008 16:11:33
SampleId1 : 0808102-9D **SampleId2 :** **[SAMPLE]**
Analysis commenced : 9/13/2008 11:37:19
Dilution ratio : 1.00000 to 1.00000 Tray : Position : TUBE5

Final concentrations

	Ag	Al	As	B	Ba	Be	Bi	Ca	Cd
	ppm	ppm	ppm	ppm	ppm	ppm	ppm	ppm	ppm
#1	-0.00151	75.92664	0.02062	0.03959	1.16070	0.00612	0.00395	116.13227	0.00194
#2	-0.00218	76.19583	0.02813	0.04028	1.16935	0.00613	0.00832	116.78457	0.00143

Mean	**-0.00184**	**76.06124**	**0.02437**	**0.03993**	**1.16503**	**0.00612**	**0.00613**	**116.45842**	**0.00169**
%RSD	25.58252	0.25025	21.79110	1.21588	0.52492	0.16046	50.41188	0.39606	21.26294

	Co	**Cr**	**Cu**	**Fe**	**K**	**Li**	**Mg**	**Mn**	**Mo**
	ppm	ppm	ppm	ppm	ppm	ppm	ppm	ppm	ppm
#1	0.02747	0.03595	0.09332	93.81321	38.24070	0.08360	41.58698	3.12189	0.01977
#2	0.02736	0.03665	0.09394	94.49210	38.38117	0.08395	41.76070	3.13880	0.01992
Mean	**0.02741**	**0.03630**	**0.09363**	**94.15265**	**38.31094**	**0.08377**	**41.67384**	**3.13034**	**0.01984**
%RSD	0.26855	1.36101	0.47434	0.50986	0.25926	0.28829	0.29476	0.38210	0.51893

	Na	**Ni**	**P**	**Pb I**	**Pb II**	**S**	**Sb**	**Se I**	**Se II**
	ppm	ppm	ppm	ppm	ppm	ppm	ppm	ppm	ppm
#1	2.03312	0.04106	1.98530	0.10681	0.13396	0.57177	0.00438	-0.00874	0.00585
#2	2.03512	0.04033	1.96044	0.10949	0.13426	0.56367	0.00911	-0.00824	0.01021
Mean	**2.03412**	**0.04069**	**1.97287**	**0.10815**	**0.13411**	**0.56772**	**0.00675**	**-0.00849**	**0.00803**
%RSD	0.06968	1.27942	0.89111	1.75235	0.15795	1.00805	49.64142	4.18127	38.44101

	Si	**Sn**	**Sr**	**Th**	**Ti**	**Tl**	**U**	**V**	**Zn**
	ppm	ppm	ppm	ppm	ppm	ppm	ppm	ppm	ppm
#1	36.12039	0.03973	0.60075	0.01833	2.77869	-0.00484	0.03040	0.12309	0.48512
#2	36.26376	0.03357	0.60439	0.01339	2.80459	0.00223	0.02841	0.12519	0.48857
Mean	**36.19207**	**0.03665**	**0.60257**	**0.01586**	**2.79164**	**-0.00131**	**0.02940**	**0.12414**	**0.48685**
%RSD	0.28011	11.88350	0.42700	22.03731	0.65604	382.43221	4.80212	1.19604	0.50038

	Zr	**Pb**	**Se**
	ppm	calc	calc
#1	0.21891	0.12492	0.00099
#2	0.22009	0.12601	0.00407
Mean	**0.21950**	**0.12547**	**0.00253**
%RSD	0.37993	0.61559	86.08823

Method : Paragon File : 080913A Printed : 9/13/2008 16:11:33
SampleId1 : 0808102-9L 5X **SampleId2 :** **[SAMPLE]**
Analysis commenced : 9/13/2008 11:39:14
Dilution ratio : 1.00000 to 1.00000 Tray : Position : TUBE6

Final concentrations

	Ag	**Al**	**As**	**B**	**Ba**	**Be**	**Bi**	**Ca**	**Cd**
	ppm	ppm	ppm	ppm	ppm	ppm	ppm	ppm	ppm
#1	-0.00104	15.63268	0.00466	0.00674	0.24781	0.00131	0.00033	24.16525	-0.00022
#2	0.00029	15.47624	0.01146	0.00727	0.24565	0.00128	0.00255	23.99570	0.00037
Mean	**-0.00037**	**15.55446**	**0.00806**	**0.00700**	**0.24673**	**0.00129**	**0.00144**	**24.08047**	**0.00008**
%RSD	249.19464	0.71118	59.70464	5.33156	0.61964	1.84846	109.10601	0.49786	540.24128

	Co	**Cr**	**Cu**	**Fe**	**K**	**Li**	**Mg**	**Mn**	**Mo**
	ppm	ppm	ppm	ppm	ppm	ppm	ppm	ppm	ppm
#1	0.00576	0.00813	0.01780	19.73630	6.93838	0.01691	7.78053	0.65763	0.00225
#2	0.00577	0.00870	0.01686	19.59540	6.87639	0.01671	7.71696	0.65296	0.00074
Mean	**0.00576**	**0.00841**	**0.01733**	**19.66585**	**6.90739**	**0.01681**	**7.74875**	**0.65530**	**0.00150**

%RSD	0.11480	4.81926	3.84739	0.50661	0.63461	0.88033	0.58010	0.50376	71.14167

	Na	**Ni**	**P**	**Pb I**	**Pb II**	**S**	**Sb**	**Se I**	**Se II**
	ppm	ppm	ppm	ppm	ppm	ppm	ppm	ppm	ppm
#1	0.42476	0.00972	0.50392	0.02121	0.02257	0.12642	-0.00027	0.01074	-0.00421
#2	0.41972	0.00886	0.48849	0.02162	0.02189	0.13452	0.00603	-0.00322	-0.00270
Mean	**0.42224**	**0.00929**	**0.49620**	**0.02142**	**0.02223**	**0.13047**	**0.00288**	**0.00376**	**-0.00346**
%RSD	0.84407	6.60959	2.19905	1.33298	2.15996	4.39047	154.74970	262.37256	30.74312

	Si	**Sn**	**Sr**	**Th**	**Ti**	**Tl**	**U**	**V**	**Zn**
	ppm	ppm	ppm	ppm	ppm	ppm	ppm	ppm	ppm
#1	7.19547	0.00964	0.12389	0.01299	0.67282	0.00300	-0.00281	0.02721	0.14315
#2	7.12161	0.00454	0.12304	0.00788	0.66693	0.00173	0.00266	0.02697	0.14274
Mean	**7.15854**	**0.00709**	**0.12346**	**0.01043**	**0.66987**	**0.00236**	**-0.00007**	**0.02709**	**0.14294**
%RSD	0.72957	50.87324	0.48914	34.66394	0.62089	37.98371	5374.52150	0.62072	0.20014

	Zr	**Pb**	**Se**
	ppm	calc	calc
#1	0.04640	0.02212	0.00077
#2	0.04695	0.02180	-0.00287
Mean	**0.04668**	**0.02196**	**-0.00105**
%RSD	0.83165	1.02540	244.71696

Method : Paragon File : 080913A Printed : 9/13/2008 16:11:34
SampleId1 : 0808102-9MS **SampleId2 :** **[SAMPLE]**
Analysis commenced : 9/13/2008 11:41:09
Dilution ratio : 1.00000 to 1.00000 Tray : Position : TUBE7

Final concentrations

	Ag	**Al**	**As**	**B**	**Ba**	**Be**	**Bi**	**Ca**	**Cd**
	ppm	ppm	ppm	ppm	ppm	ppm	ppm	ppm	ppm
#1	0.08441	104.66914	1.69650	0.88577	3.07226	0.04985	0.00459	104.28400	0.04517
#2	0.08420	105.81328	1.70838	0.89836	3.10588	0.05026	0.00312	104.97199	0.04611
Mean	**0.08430**	**105.24121**	**1.70244**	**0.89207**	**3.08907**	**0.05005**	**0.00386**	**104.62800**	**0.04564**
%RSD	0.17953	0.76874	0.49326	0.99793	0.76967	0.57249	26.94816	0.46496	1.45351

	Co	**Cr**	**Cu**	**Fe**	**K**	**Li**	**Mg**	**Mn**	**Mo**
	ppm	ppm	ppm	ppm	ppm	ppm	ppm	ppm	ppm
#1	0.45449	0.21717	0.32139	105.77758	40.94666	0.10493	38.24753	3.29366	0.85989
#2	0.45737	0.22004	0.32245	106.48399	41.35634	0.10612	38.53026	3.31544	0.86643
Mean	**0.45593**	**0.21860**	**0.32192**	**106.13078**	**41.15150**	**0.10553**	**38.38890**	**3.30455**	**0.86316**
%RSD	0.44637	0.92740	0.23302	0.47065	0.70395	0.79829	0.52078	0.46619	0.53586

	Na	**Ni**	**P**	**Pb I**	**Pb II**	**S**	**Sb**	**Se I**	**Se II**
	ppm	ppm	ppm	ppm	ppm	ppm	ppm	ppm	ppm
#1	2.37031	0.48846	2.10971	0.52450	0.54203	0.53130	0.23688	1.58414	1.56354
#2	2.40157	0.49100	2.12540	0.51810	0.54530	0.52725	0.23314	1.59689	1.57701
Mean	**2.38594**	**0.48973**	**2.11755**	**0.52130**	**0.54367**	**0.52927**	**0.23501**	**1.59051**	**1.57028**
%RSD	0.92650	0.36598	0.52392	0.86834	0.42535	0.54068	1.12506	0.56690	0.60631

ted: 9/13/2008 16:12:26 User: ROY FRENCH

	Si	Sn	Sr	Th	Ti	Tl	U	V	Zn
	ppm	ppm	ppm	ppm	ppm	ppm	ppm	ppm	ppm
#1	30.01690	0.47787	1.12901	0.02590	3.93903	1.81296	0.03223	0.57693	0.99059
#2	30.28037	0.48967	1.13956	0.02509	3.97697	1.83291	0.00643	0.58048	0.99222
Mean	**30.14864**	**0.48377**	**1.13428**	**0.02550**	**3.95800**	**1.82293**	**0.01933**	**0.57871**	**0.99141**
%RSD	0.61795	1.72552	0.65753	2.23550	0.67785	0.77387	94.39018	0.43304	0.11593

	Zr	Pb	Se
	ppm	calc	calc
#1	0.27971	0.53619	1.57040
#2	0.28236	0.53624	1.58363
Mean	**0.28104**	**0.53622**	**1.57702**
%RSD	0.66558	0.00654	0.59307

Method : Paragon File : 080913A Printed : 9/13/2008 16:11:34
SampleId1 : 0808102-9MSD SampleId2 : [SAMPLE]
Analysis commenced : 9/13/2008 11:43:04
Dilution ratio : 1.00000 to 1.00000 Tray : Position : TUBE8

Final concentrations

	Ag	Al	As	B	Ba	Be	Bi	Ca	Cd
	ppm	ppm	ppm	ppm	ppm	ppm	ppm	ppm	ppm
#1	0.08514	110.31326	1.72322	0.90877	3.36630	0.05081	0.01147	112.61092	0.04649
#2	0.08609	111.96198	1.76005	0.92216	3.43074	0.05156	0.00812	114.12180	0.04715
Mean	**0.08562**	**111.13762**	**1.74164**	**0.91547**	**3.39852**	**0.05118**	**0.00980**	**113.36636**	**0.04682**
%RSD	0.77855	1.04899	1.49509	1.03412	1.34074	1.04202	24.25024	0.94239	0.99890

	Co	Cr	Cu	Fe	K	Li	Mg	Mn	Mo
	ppm	ppm	ppm	ppm	ppm	ppm	ppm	ppm	ppm
#1	0.46127	0.22515	0.33164	110.42460	42.77113	0.11587	40.14345	4.03955	0.86756
#2	0.46748	0.22734	0.33740	112.05022	43.32650	0.11779	40.71265	4.09641	0.87922
Mean	**0.46438**	**0.22625**	**0.33452**	**111.23741**	**43.04881**	**0.11683**	**40.42805**	**4.06798**	**0.87339**
%RSD	0.94557	0.68275	1.21653	1.03337	0.91224	1.16458	0.99556	0.98845	0.94462

	Na	Ni	P	Pb I	Pb II	S	Sb	Se I	Se II
	ppm	ppm	ppm	ppm	ppm	ppm	ppm	ppm	ppm
#1	2.44082	0.49956	2.20900	0.56885	0.57852	0.58795	0.23482	1.61575	1.57248
#2	2.47782	0.50641	2.26911	0.57407	0.58112	0.59200	0.24013	1.62769	1.54971
Mean	**2.45932**	**0.50299**	**2.23906**	**0.57146**	**0.57982**	**0.58998**	**0.23748**	**1.62172**	**1.56109**
%RSD	1.06368	0.96268	1.89810	0.64603	0.31617	0.48499	1.58131	0.52094	1.03150

	Si	Sn	Sr	Th	Ti	Tl	U	V	Zn
	ppm	ppm	ppm	ppm	ppm	ppm	ppm	ppm	ppm
#1	30.04046	0.48522	1.16817	0.01544	4.03249	1.85778	0.02983	0.58927	1.00644
#2	30.43786	0.49612	1.18688	0.02452	4.09717	1.89099	0.03180	0.59962	1.01619
Mean	**30.23916**	**0.49067**	**1.17753**	**0.01998**	**4.06483**	**1.87439**	**0.03082**	**0.59444**	**1.01132**
%RSD	0.92928	1.57035	1.12395	32.10795	1.12529	1.25301	4.50278	1.23029	0.68198

	Zr	Pb	SeNCH
	ppm	calc	calc
#1	0.30067	0.57530	1.58689
#2	0.30501	0.57877	1.57568
Mean	**0.30284**	**0.57704**	**1.58128**
%RSD	1.01259	0.42496	0.50131

Method : Paragon File : 080913A Printed : 9/13/2008 16:11:34
SampleId1 : 0808102-16 **SampleId2 :** **[SAMPLE]**
Analysis commenced : 9/13/2008 11:45:00
Dilution ratio : 1.00000 to 1.00000 Tray : Position : TUBE9

Final concentrations

	Ag	Al	As	B	Ba	Be	Bi	Ca	Cd
	ppm	ppm	ppm	ppm	ppm	ppm	ppm	ppm	ppm
#1	-0.00170	86.03472	0.03153	0.04947	1.45157	0.00640	0.00567	89.70146	0.00136
#2	-0.00178	86.29940	0.02144	0.04878	1.45569	0.00639	0.00430	89.75684	0.00138
Mean	**-0.00174**	**86.16706**	**0.02648**	**0.04912**	**1.45363**	**0.00639**	**0.00498**	**89.72915**	**0.00137**
%RSD	3.19300	0.21720	26.94661	0.98845	0.20073	0.17466	19.50263	0.04364	1.18132

	Co	Cr	Cu	Fe	K	Li	Mg	Mn	Mo
	ppm	ppm	ppm	ppm	ppm	ppm	ppm	ppm	ppm
#1	0.02758	0.03475	0.07942	89.74585	50.25564	0.08555	34.99062	3.04337	0.01108
#2	0.02713	0.03532	0.07932	89.89590	50.43906	0.08589	35.09301	3.04930	0.01162
Mean	**0.02735**	**0.03503**	**0.07937**	**89.82088**	**50.34735**	**0.08572**	**35.04182**	**3.04634**	**0.01135**
%RSD	1.16093	1.16089	0.09417	0.11812	0.25761	0.27925	0.20662	0.13776	3.32680

	Na	Ni	P	Pb I	Pb II	S	Sb	Se I	Se II
	ppm	ppm	ppm	ppm	ppm	ppm	ppm	ppm	ppm
#1	4.19551	0.03865	1.79542	0.08394	0.10801	0.71338	0.00523	-0.00522	-0.00658
#2	4.21701	0.03915	1.79712	0.08413	0.10784	0.72551	0.00376	-0.00234	0.00212
Mean	**4.20626**	**0.03890**	**1.79627**	**0.08403**	**0.10793**	**0.71945**	**0.00450**	**-0.00378**	**-0.00223**
%RSD	0.36134	0.92659	0.06692	0.15691	0.10783	1.19280	23.08560	53.86514	275.97501

	Si	Sn	Sr	Th	Ti	Tl	U	V	Zn
	ppm	ppm	ppm	ppm	ppm	ppm	ppm	ppm	ppm
#1	32.41112	0.04310	0.72341	0.02377	2.89037	-0.00352	0.01859	0.11406	0.33137
#2	32.48063	0.03652	0.72540	0.02441	2.90126	-0.00880	0.02079	0.11321	0.33157
Mean	**32.44587**	**0.03981**	**0.72440**	**0.02409**	**2.89582**	**-0.00616**	**0.01969**	**0.11363**	**0.33147**
%RSD	0.15148	11.68635	0.19376	1.88869	0.26590	60.66898	7.89917	0.52622	0.04320

	Zr	Pb	Se
	ppm	calc	calc
#1	0.21433	0.09999	-0.00613
#2	0.21523	0.09995	0.00064
Mean	**0.21478**	**0.09997**	**-0.00275**
%RSD	0.29480	0.03372	174.21558

Method : Paragon File : 080913A Printed : 9/13/2008 16:11:34

SampleId1 : 0809004-1 10X **SampleId2 :** **[SAMPLE]**
Analysis commenced : 9/13/2008 11:46:55
Dilution ratio : 1.00000 to 1.00000 Tray : Position : TUBE10

Final concentrations

	Ag	Al	As	B	Ba	Be	Bi	Ca	Cd
	ppm	ppm	ppm	ppm	ppm	ppm	ppm	ppm	ppm
#1	-0.00092	0.50119	0.00607	0.01825	0.01007	0.00015	0.00255	0.89038	-0.00021
#2	-0.00026	0.49167	0.00583	0.02058	0.01004	0.00015	0.00353	0.88525	0.00032
Mean	**-0.00059**	**0.49643**	**0.00595**	**0.01941**	**0.01005**	**0.00015**	**0.00304**	**0.88782**	**0.00006**
%RSD	78.30373	1.35589	2.78980	8.46360	0.22632	0.37784	22.83260	0.40797	668.50071

	Co	Cr	Cu	Fe	K	Li	Mg	Mn	Mo
	ppm	ppm	ppm	ppm	ppm	ppm	ppm	ppm	ppm
#1	-0.00051	-0.00003	-0.00057	0.41131	0.25506	0.00606	0.36836	0.00773	0.00026
#2	-0.00020	-0.00022	-0.00006	0.40954	0.23980	0.00603	0.36525	0.00773	0.00050
Mean	**-0.00036**	**-0.00012**	**-0.00031**	**0.41042**	**0.24743**	**0.00604**	**0.36681**	**0.00773**	**0.00038**
%RSD	60.92332	111.11860	115.95265	0.30517	4.36154	0.28010	0.59921	0.00000	45.25599

	Na	Ni	P	Pb I	Pb II	S	Sb	Se I	Se II
	ppm	ppm	ppm	ppm	ppm	ppm	ppm	ppm	ppm
#1	36.68557	0.00046	0.01100	-0.00107	-0.00115	0.41797	-0.00180	-0.00124	-0.00069
#2	36.85704	0.00042	0.01935	-0.00053	0.00017	0.41392	0.00542	-0.00347	-0.00070
Mean	**36.77130**	**0.00044**	**0.01518**	**-0.00080**	**-0.00049**	**0.41594**	**0.00181**	**-0.00235**	**-0.00069**
%RSD	0.32974	6.11510	38.88201	47.42389	191.75932	0.68817	282.31760	67.10869	0.38860

	Si	Sn	Sr	Th	Ti	Tl	U	V	Zn
	ppm	ppm	ppm	ppm	ppm	ppm	ppm	ppm	ppm
#1	1.37932	-0.00301	0.02541	0.01031	0.00638	-0.00074	-0.01574	0.00124	0.00098
#2	1.38153	-0.00213	0.02549	0.01097	0.00594	-0.00146	-0.00116	0.00070	0.00098
Mean	**1.38042**	**-0.00257**	**0.02545**	**0.01064**	**0.00616**	**-0.00110**	**-0.00845**	**0.00097**	**0.00098**
%RSD	0.11309	24.08589	0.21281	4.35393	5.06008	45.88727	122.02350	39.68682	0.00000

	Zr	Pb	Se
	ppm	calc	calc
#1	-0.00059	-0.00112	-0.00087
#2	-0.00066	-0.00006	-0.00162
Mean	**-0.00063**	**-0.00059**	**-0.00125**
%RSD	8.09883	126.49395	42.34755

Method : Paragon File : 080913A Printed : 9/13/2008 16:11:35
SampleId1 : CCV **SampleId2 :** **[CV]**
Analysis commenced : 9/13/2008 11:48:55
Dilution ratio : 1.00000 to 1.00000 Tray : Position : STD6

Final concentrations

	Ag	Al	As	B	Ba	Be	Bi	Ca	Cd
	ppm	ppm	ppm	ppm	ppm	ppm	ppm	ppm	ppm

#1	0.19213	49.70481	0.47599	0.99316	0.98802	0.46043	0.50988	49.30930	0.48520
#2	0.19191	49.86661	0.46786	0.99268	0.98926	0.45927	0.50754	49.20654	0.48383
Mean	**0.19202**	**49.78571**	**0.47193**	**0.99292**	**0.98864**	**0.45985**	**0.50871**	**49.25792**	**0.48451**
%RSD	0.07999	0.22980	1.21719	0.03407	0.08851	0.17946	0.32494	0.14752	0.20036

	Co	**Cr**	**Cu**	**Fe**	**K**	**Li**	**Mg**	**Mn**	**Mo**
	ppm	ppm	ppm	ppm	ppm	ppm	ppm	ppm	ppm
#1	0.46818	0.95324	0.97974	20.13155	51.52251	0.49712	48.31445	0.92755	0.94720
#2	0.46577	0.95160	0.97785	20.09225	51.69494	0.49889	48.28740	0.92504	0.94871
Mean	**0.46697**	**0.95242**	**0.97879**	**20.11190**	**51.60872**	**0.49800**	**48.30093**	**0.92630**	**0.94795**
%RSD	0.36500	0.12205	0.13670	0.13816	0.23624	0.25129	0.03961	0.19180	0.11294

	Na	**Ni**	**P**	**Pb I**	**Pb II**	**S**	**Sb**	**Se I**	**Se II**
	ppm	ppm	ppm	ppm	ppm	ppm	ppm	ppm	ppm
#1	50.40622	0.95040	4.54671	0.96317	0.94053	4.96164	0.48329	0.96497	0.96900
#2	50.64266	0.94839	4.59143	0.95985	0.93340	4.95363	0.49173	0.96531	0.94868
Mean	**50.52444**	**0.94939**	**4.56907**	**0.96151**	**0.93696**	**4.95763**	**0.48751**	**0.96514**	**0.95884**
%RSD	0.33091	0.14963	0.69212	0.24464	0.53861	0.11434	1.22480	0.02442	1.49914

	Si	**Sn**	**Sr**	**Th**	**Ti**	**Tl**	**U**	**V**	**Zn**
	ppm	ppm	ppm	ppm	ppm	ppm	ppm	ppm	ppm
#1	4.70217	0.95472	0.49250	0.25241	0.46665	0.50488	5.07170	0.47999	0.91746
#2	4.72097	0.95208	0.49213	0.25184	0.46502	0.50662	5.07248	0.48036	0.91482
Mean	**4.71157**	**0.95340**	**0.49231**	**0.25213**	**0.46584**	**0.50575**	**5.07209**	**0.48017**	**0.91614**
%RSD	0.28221	0.19565	0.05283	0.16030	0.24722	0.24339	0.01092	0.05373	0.20379

	Zr	**Pb**	**Se**
	ppm	calc	calc
#1	1.04771	0.94807	0.96766
#2	1.04624	0.94220	0.95421
Mean	**1.04697**	**0.94514**	**0.96094**
%RSD	0.09967	0.43902	0.98957

Method : Paragon File : 080913A Printed : 9/13/2008 16:11:35
SampleId1 : CCB **SampleId2 :** **[CB]**
Analysis commenced : 9/13/2008 11:51:06
Dilution ratio : 1.00000 to 1.00000 Tray : Position : STD2

Final concentrations

	Ag	**Al**	**As**	**B**	**Ba**	**Be**	**Bi**	**Ca**	**Cd**
	ppm	ppm	ppm	ppm	ppm	ppm	ppm	ppm	ppm
#1	0.00004	0.01138	0.00055	0.00209	-0.00045	0.00005	-0.00291	-0.00366	-0.00033
#2	-0.00070	0.00991	0.00149	0.00156	-0.00039	0.00004	-0.00389	-0.00494	-0.00030
Mean	**-0.00033**	**0.01065**	**0.00102**	**0.00183**	**-0.00042**	**0.00005**	**-0.00340**	**-0.00430**	**-0.00031**
%RSD	156.82982	9.76481	65.07068	20.41916	10.84573	25.36518	20.37885	21.02123	7.80712

	Co	**Cr**	**Cu**	**Fe**	**K**	**Li**	**Mg**	**Mn**	**Mo**
	ppm	ppm	ppm	ppm	ppm	ppm	ppm	ppm	ppm
#1	-0.00039	-0.00085	-0.00068	-0.00050	-0.19290	0.00266	-0.01704	-0.00045	-0.00130

#2	-0.00051	-0.00136	-0.00089	-0.00109	-0.18921	0.00266	-0.02364	-0.00058	-0.00164
Mean	**-0.00045**	**-0.00111**	**-0.00078**	**-0.00079**	**-0.19105**	**0.00266**	**-0.02034**	**-0.00052**	**-0.00147**
%RSD	19.25010	32.77516	18.58873	52.44960	1.36628	0.07966	22.96013	18.36101	16.39650

	Na	**Ni**	**P**	**Pb I**	**Pb II**	**S**	**Sb**	**Se I**	**Se II**
	ppm	ppm	ppm	ppm	ppm	ppm	ppm	ppm	ppm
#1	0.10036	0.00034	0.00166	-0.00549	0.00166	-0.00727	0.00350	-0.00079	-0.00012
#2	0.09964	-0.00005	-0.00635	-0.00109	-0.00003	-0.00727	-0.00327	-0.00626	0.00197
Mean	**0.10000**	**0.00014**	**-0.00235**	**-0.00329**	**0.00082**	**-0.00727**	**0.00011**	**-0.00353**	**0.00093**
%RSD	0.50303	194.70338	241.34795	94.73957	146.00813	0.00000	4286.32877	109.60663	159.54041

	Si	**Sn**	**Sr**	**Th**	**Ti**	**Tl**	**U**	**V**	**Zn**
	ppm	ppm	ppm	ppm	ppm	ppm	ppm	ppm	ppm
#1	0.00481	0.00035	-0.00076	0.01496	-0.00071	0.00232	-0.00625	-0.00069	-0.00043
#2	0.00413	0.00167	-0.00077	0.01565	-0.00088	-0.00220	-0.01163	-0.00110	-0.00023
Mean	**0.00447**	**0.00101**	**-0.00076**	**0.01531**	**-0.00079**	**0.00006**	**-0.00894**	**-0.00090**	**-0.00033**
%RSD	10.83736	91.83762	0.88925	3.18055	14.81263	5355.49327	42.49779	32.12052	43.25750

	Zr	**Pb**	**Se**
	ppm	calc	calc
#1	-0.00091	-0.00072	-0.00034
#2	-0.00118	-0.00038	-0.00077
Mean	**-0.00104**	**-0.00055**	**-0.00056**
%RSD	18.50718	44.07345	54.07913

Method : Paragon File : 080913A Printed : 9/13/2008 16:11:35
SampleId1 : 0808119-5 5X **SampleId2 :** **[SAMPLE]**
Analysis commenced : 9/13/2008 11:53:14
Dilution ratio : 1.00000 to 1.00000 Tray : Position : TUBE11

Final concentrations

	Ag	**Al**	**As**	**B**	**Ba**	**Be**	**Bi**	**Ca**	**Cd**
	ppm	ppm	ppm	ppm	ppm	ppm	ppm	ppm	ppm
#1	0.00057	42.09408	0.02625	0.00753	0.32472	0.00242	0.01001	6.58748	0.00047
#2	0.00110	41.83593	0.02895	0.00843	0.32320	0.00242	0.00777	6.56114	0.00035
Mean	**0.00084**	**41.96500**	**0.02760**	**0.00798**	**0.32396**	**0.00242**	**0.00889**	**6.57431**	**0.00041**
%RSD	44.89819	0.43499	6.91561	7.95418	0.33137	0.02745	17.82971	0.28326	20.90023

	Co	**Cr**	**Cu**	**Fe**	**K**	**Li**	**Mg**	**Mn**	**Mo**
	ppm	ppm	ppm	ppm	ppm	ppm	ppm	ppm	ppm
#1	0.02467	0.05566	0.03417	91.60585	3.68971	0.03713	7.27437	2.27129	0.00929
#2	0.02480	0.05634	0.03377	91.29138	3.66678	0.03695	7.24825	2.26438	0.00929
Mean	**0.02473**	**0.05600**	**0.03397**	**91.44862**	**3.67824**	**0.03704**	**7.26131**	**2.26783**	**0.00929**
%RSD	0.35722	0.85700	0.84510	0.24315	0.44085	0.33607	0.25439	0.21554	0.00000

	Na	**Ni**	**P**	**Pb I**	**Pb II**	**S**	**Sb**	**Se I**	**Se II**
	ppm	ppm	ppm	ppm	ppm	ppm	ppm	ppm	ppm
#1	0.22830	0.04031	2.61815	0.05761	0.05366	0.95200	0.00461	-0.00119	0.00503
#2	0.22729	0.04029	2.65518	0.05226	0.05463	0.93582	0.00438	-0.00761	-0.00715

Mean	**0.22779**	**0.04030**	**2.63666**	**0.05493**	**0.05414**	**0.94391**	**0.00449**	**-0.00440**	**-0.00106**
%RSD	0.31571	0.03313	0.99304	6.88180	1.26555	1.21161	3.63519	103.08788	812.28159

	Si	**Sn**	**Sr**	**Th**	**Ti**	**Tl**	**U**	**V**	**Zn**
	ppm	ppm	ppm	ppm	ppm	ppm	ppm	ppm	ppm
#1	4.03307	0.01596	0.05015	-0.00118	0.38488	-0.00022	0.04648	0.09527	0.25181
#2	4.01660	0.02019	0.04995	-0.00181	0.38313	-0.00851	0.02521	0.09465	0.25059
Mean	**4.02484**	**0.01807**	**0.05005**	**-0.00150**	**0.38400**	**-0.00436**	**0.03585**	**0.09496**	**0.25120**
%RSD	0.28942	16.56427	0.28423	29.57329	0.32148	134.41984	41.95537	0.46128	0.34186

	Zr	**Pb**	**Se**
	ppm	calc	calc
#1	0.00376	0.05497	0.00296
#2	0.00373	0.05384	-0.00730
Mean	**0.00375**	**0.05441**	**-0.00217**
%RSD	0.43695	1.47373	333.87305

Method : Paragon File : 080913A Printed : 9/13/2008 16:11:36
SampleId1 : 0808089-2 10X **SampleId2 :** **[SAMPLE]**
Analysis commenced : 9/13/2008 11:55:11
Dilution ratio : 1.00000 to 1.00000 Tray : Position : TUBE12

Final concentrations

	Ag	**Al**	**As**	**B**	**Ba**	**Be**	**Bi**	**Ca**	**Cd**
	ppm	ppm	ppm	ppm	ppm	ppm	ppm	ppm	ppm
#1	-0.00019	-0.00099	0.00114	-0.00139	0.03205	0.00034	0.00045	94.71028	-0.00001
#2	-0.00004	0.00383	-0.00191	-0.00007	0.03189	0.00032	0.00185	94.60497	-0.00017
Mean	**-0.00012**	**0.00142**	**-0.00039**	**-0.00073**	**0.03197**	**0.00033**	**0.00115**	**94.65763**	**-0.00009**
%RSD	87.53897	239.76394	556.01769	127.45044	0.35595	3.88660	85.71169	0.07867	124.98088

	Co	**Cr**	**Cu**	**Fe**	**K**	**Li**	**Mg**	**Mn**	**Mo**
	ppm	ppm	ppm	ppm	ppm	ppm	ppm	ppm	ppm
#1	0.00194	0.00057	0.00767	0.21412	21.32714	0.00310	3.38849	0.02128	-0.00125
#2	0.00083	0.00054	0.00840	0.21314	21.31943	0.00312	3.38888	0.02101	-0.00110
Mean	**0.00138**	**0.00056**	**0.00804**	**0.21363**	**21.32329**	**0.00311**	**3.38869**	**0.02115**	**-0.00117**
%RSD	56.76513	3.96092	6.42573	0.32533	0.02557	0.34039	0.00812	0.89720	8.77021

	Na	**Ni**	**P**	**Pb I**	**Pb II**	**S**	**Sb**	**Se I**	**Se II**
	ppm	ppm	ppm	ppm	ppm	ppm	ppm	ppm	ppm
#1	9.78522	0.00027	62.24958	-0.00340	0.00272	18.87488	0.00123	0.01596	0.01181
#2	9.80165	-0.00024	62.73333	-0.00125	0.00521	19.02244	0.00112	0.01725	0.02185
Mean	**9.79343**	**0.00001**	**62.49145**	**-0.00233**	**0.00397**	**18.94866**	**0.00117**	**0.01660**	**0.01683**
%RSD	0.11859	3046.89020	0.54738	65.31584	44.33064	0.55062	6.72831	5.48074	42.21145

	Si	**Sn**	**Sr**	**Th**	**Ti**	**Tl**	**U**	**V**	**Zn**
	ppm	ppm	ppm	ppm	ppm	ppm	ppm	ppm	ppm
#1	0.05223	0.01626	0.25198	0.02094	-0.00109	-0.01298	0.00128	0.00072	0.31396
#2	0.05292	0.01640	0.25122	0.01962	-0.00112	-0.00827	0.00281	0.00153	0.31558
Mean	**0.05258**	**0.01633**	**0.25160**	**0.02028**	**-0.00111**	**-0.01063**	**0.00204**	**0.00112**	**0.31477**

%RSD	0.93048	0.63190	0.21370	4.58884	1.87474	31.37398	53.12026	51.23186	0.36388

	Zr	Pb	Se
	ppm	calc	calc
#1	-0.00079	0.00068	0.01319
#2	-0.00069	0.00306	0.02032
Mean	**-0.00074**	**0.00187**	**0.01675**
%RSD	9.52730	89.69904	30.09004

Method : Paragon File : 080913A Printed : 9/13/2008 16:11:36
SampleId1 : 0808089-3 10X SampleId2 : [SAMPLE]
Analysis commenced : 9/13/2008 11:57:07
Dilution ratio : 1.00000 to 1.00000 Tray : Position : TUBE13

Final concentrations

	Ag	Al	As	B	Ba	Be	Bi	Ca	Cd
	ppm	ppm	ppm	ppm	ppm	ppm	ppm	ppm	ppm
#1	-0.00035	0.01282	-0.00062	-0.00076	0.02915	0.00039	-0.00248	157.95515	-0.00016
#2	-0.00034	0.00440	0.00583	0.00056	0.02893	0.00037	-0.00024	157.95423	0.00022
Mean	**-0.00034**	**0.00861**	**0.00260**	**-0.00010**	**0.02904**	**0.00038**	**-0.00136**	**157.95469**	**0.00003**
%RSD	0.21416	69.09120	175.23514	945.23035	0.54857	3.30201	115.99436	0.00041	930.37095

	Co	Cr	Cu	Fe	K	Li	Mg	Mn	Mo
	ppm	ppm	ppm	ppm	ppm	ppm	ppm	ppm	ppm
#1	0.00052	0.00142	0.00443	0.15378	30.15238	0.00353	4.53913	0.09094	-0.00178
#2	0.00052	0.00212	0.00558	0.15319	30.05169	0.00357	4.53990	0.09067	-0.00032
Mean	**0.00052**	**0.00177**	**0.00500**	**0.15349**	**30.10204**	**0.00355**	**4.53952**	**0.09080**	**-0.00105**
%RSD	0.10259	28.04327	16.27430	0.27158	0.23651	0.71593	0.01213	0.20913	97.81200

	Na	Ni	P	Pb I	Pb II	S	Sb	Se I	Se II
	ppm	ppm	ppm	ppm	ppm	ppm	ppm	ppm	ppm
#1	10.62127	-0.00064	98.25662	-0.00560	0.00357	22.74856	0.00551	0.01774	0.01099
#2	10.56715	0.00000	97.52660	-0.00019	-0.00002	22.76780	0.00811	0.02288	0.00665
Mean	**10.59421**	**-0.00032**	**97.89161**	**-0.00290**	**0.00177**	**22.75818**	**0.00681**	**0.02031**	**0.00882**
%RSD	0.36122	142.48239	0.52732	132.29684	143.33497	0.05978	27.01663	17.88352	34.78223

	Si	Sn	Sr	Th	Ti	Tl	U	V	Zn
	ppm	ppm	ppm	ppm	ppm	ppm	ppm	ppm	ppm
#1	0.08217	0.01509	0.31344	0.01865	-0.00127	-0.00479	0.01206	0.00155	0.16884
#2	0.08204	0.01976	0.31256	0.01929	-0.00106	-0.00858	0.00746	0.00209	0.16924
Mean	**0.08210**	**0.01743**	**0.31300**	**0.01897**	**-0.00117**	**-0.00668**	**0.00976**	**0.00182**	**0.16904**
%RSD	0.10958	18.94553	0.19815	2.37322	12.46237	40.12210	33.35916	21.06960	0.16927

	Zr	Pb	Se
	ppm	calc	calc
#1	-0.00099	0.00052	0.01324
#2	-0.00043	-0.00008	0.01205
Mean	**-0.00071**	**0.00022**	**0.01265**
%RSD	55.38928	191.73531	6.61894

ted: 9/13/2008 16:12:26 User: ROY FRENCH
Method : Paragon File : 080913A Printed : 9/13/2008 16:11:36
SampleId1 : 0808089-4 10X SampleId2 : [SAMPLE]
Analysis commenced : 9/13/2008 11:59:03
Dilution ratio : 1.00000 to 1.00000 Tray : Position : TUBE14

Final concentrations

	Ag	Al	As	B	Ba	Be	Bi	Ca	Cd
	ppm	ppm	ppm	ppm	ppm	ppm	ppm	ppm	ppm
#1	0.00032	-0.00234	0.00607	-0.00086	0.02757	0.00031	0.00101	35.04705	-0.00003
#2	0.00031	0.00815	0.00571	-0.00060	0.02777	0.00029	-0.00066	34.96144	-0.00015
Mean	**0.00031**	**0.00291**	**0.00589**	**-0.00073**	**0.02767**	**0.00030**	**0.00017**	**35.00424**	**-0.00009**
%RSD	0.63975	255.34227	4.22638	25.49004	0.49344	4.00779	684.36264	0.17293	96.04710

	Co	Cr	Cu	Fe	K	Li	Mg	Mn	Mo
	ppm	ppm	ppm	ppm	ppm	ppm	ppm	ppm	ppm
#1	0.00008	0.00044	0.00380	0.07942	34.93718	0.00296	3.07059	0.01001	-0.00241
#2	0.00021	0.00056	0.00349	0.07962	34.74186	0.00292	3.06787	0.00994	0.00035
Mean	**0.00014**	**0.00050**	**0.00364**	**0.07952**	**34.83952**	**0.00294**	**3.06923**	**0.00998**	**-0.00103**
%RSD	60.92377	16.84258	6.10689	0.17466	0.39643	0.79236	0.06275	0.47525	190.22931

	Na	Ni	P	Pb I	Pb II	S	Sb	Se I	Se II
	ppm	ppm	ppm	ppm	ppm	ppm	ppm	ppm	ppm
#1	4.56008	-0.00004	36.71524	0.00082	0.00032	23.22547	0.00495	0.00644	0.01379
#2	4.53948	-0.00071	36.59224	0.00119	-0.00182	23.25238	0.00350	0.02515	0.01331
Mean	**4.54978**	**-0.00038**	**36.65374**	**0.00100**	**-0.00075**	**23.23892**	**0.00422**	**0.01579**	**0.01355**
%RSD	0.32012	128.08998	0.23729	25.97864	201.75999	0.08187	24.26941	83.79458	2.51819

	Si	Sn	Sr	Th	Ti	Tl	U	V	Zn
	ppm	ppm	ppm	ppm	ppm	ppm	ppm	ppm	ppm
#1	0.05290	0.01567	0.09104	0.01451	-0.00109	-0.01148	0.01288	0.00021	0.07559
#2	0.05014	0.01976	0.09091	0.01315	-0.00114	-0.00677	0.01518	0.00017	0.07620
Mean	**0.05152**	**0.01772**	**0.09098**	**0.01383**	**-0.00112**	**-0.00913**	**0.01403**	**0.00019**	**0.07589**
%RSD	3.79555	16.30544	0.10434	6.94136	3.09720	36.52032	11.60216	12.49486	0.56525

	Zr	Pb	Se
	ppm	calc	calc
#1	-0.00054	0.00049	0.01134
#2	-0.00023	-0.00082	0.01725
Mean	**-0.00039**	**-0.00017**	**0.01430**
%RSD	58.39251	555.69794	29.22998

Method : Paragon File : 080913A Printed : 9/13/2008 16:11:37
SampleId1 : 0808089-5 10X SampleId2 : [SAMPLE]
Analysis commenced : 9/13/2008 12:00:59
Dilution ratio : 1.00000 to 1.00000 Tray : Position : TUBE15

Final concentrations

	Ag	Al	As	B	Ba	Be	Bi	Ca	Cd
	ppm	ppm	ppm	ppm	ppm	ppm	ppm	ppm	ppm
#1	-0.00006	0.00866	0.00149	-0.00113	0.02922	0.00033	0.00310	87.37370	-0.00007
#2	0.00024	0.01117	-0.00027	-0.00192	0.02925	0.00034	0.00324	87.66877	0.00007
Mean	**0.00009**	**0.00992**	**0.00061**	**-0.00152**	**0.02923**	**0.00033**	**0.00317**	**87.52123**	**0.00000**
%RSD	229.32177	17.90911	204.23088	36.73872	0.07785	3.66875	3.08723	0.23839	5888.50778

	Co	Cr	Cu	Fe	K	Li	Mg	Mn	Mo
	ppm	ppm	ppm	ppm	ppm	ppm	ppm	ppm	ppm
#1	0.00021	0.00108	0.00192	0.04486	32.30615	0.00322	3.69788	0.01900	-0.00159
#2	-0.00035	0.00120	0.00202	0.04476	32.48273	0.00323	3.69711	0.01907	-0.00236
Mean	**-0.00007**	**0.00114**	**0.00197**	**0.04481**	**32.39444**	**0.00322**	**3.69749**	**0.01903**	**-0.00197**
%RSD	562.14062	7.62612	3.80878	0.15495	0.38544	0.13129	0.01489	0.24919	27.80605

	Na	Ni	P	Pb I	Pb II	S	Sb	Se I	Se II
	ppm	ppm	ppm	ppm	ppm	ppm	ppm	ppm	ppm
#1	4.62095	0.00144	61.50042	0.00255	-0.00045	19.96479	0.00528	0.00980	0.01049
#2	4.65789	-0.00075	62.08941	-0.00381	0.00185	20.10035	0.00494	0.01317	0.01612
Mean	**4.63942**	**0.00034**	**61.79491**	**-0.00063**	**0.00070**	**20.03257**	**0.00511**	**0.01149**	**0.01330**
%RSD	0.56299	452.50546	0.67396	712.53886	232.11531	0.47849	4.77080	20.73967	29.90503

	Si	Sn	Sr	Th	Ti	Tl	U	V	Zn
	ppm	ppm	ppm	ppm	ppm	ppm	ppm	ppm	ppm
#1	0.07203	0.01611	0.21556	0.01365	-0.00116	-0.00913	0.01751	0.00057	0.10087
#2	0.07121	0.01378	0.21647	0.01183	-0.00138	-0.00504	0.01444	0.00040	0.10107
Mean	**0.07162**	**0.01495**	**0.21601**	**0.01274**	**-0.00127**	**-0.00708**	**0.01597**	**0.00049**	**0.10097**
%RSD	0.81859	11.04410	0.29907	10.07096	11.99848	40.89063	13.58898	24.55307	0.14164

	Zr	Pb	Se
	ppm	calc	calc
#1	-0.00024	0.00055	0.01026
#2	-0.00026	-0.00004	0.01514
Mean	**-0.00025**	**0.00026**	**0.01270**
%RSD	6.02656	161.09737	27.14398

Method : Paragon File : 080913A Printed : 9/13/2008 16:11:37
SampleId1 : F080911-1MB **SampleId2 :** **[SAMPLE]**
Analysis commenced : 9/13/2008 12:02:57
Dilution ratio : 1.00000 to 1.00000 Tray : Position : TUBE16

Final concentrations

	Ag	Al	As	B	Ba	Be	Bi	Ca	Cd
	ppm	ppm	ppm	ppm	ppm	ppm	ppm	ppm	ppm
#1	-0.00019	-0.00256	-0.00168	-0.00440	-0.00068	0.00019	0.00058	-0.01415	-0.00022
#2	-0.00077	0.00298	0.00149	-0.00345	-0.00074	0.00024	0.00477	-0.01492	-0.00045
Mean	**-0.00048**	**0.00021**	**-0.00009**	**-0.00393**	**-0.00071**	**0.00022**	**0.00267**	**-0.01453**	**-0.00034**
%RSD	86.75657	1907.06842	2367.25331	17.11405	6.41675	16.61952	110.66135	3.73344	48.21760

	Co	Cr	Cu	Fe	K	Li	Mg	Mn	Mo

	ppm	ppm	ppm	ppm	ppm	ppm	ppm	ppm	ppm
#1	0.00023	-0.00055	-0.00089	-0.00924	-0.02308	0.00190	-0.03996	-0.00052	-0.00241
#2	0.00066	-0.00091	-0.00068	-0.00884	-0.02013	0.00187	-0.03918	-0.00052	-0.00144
Mean	**0.00044**	**-0.00073**	**-0.00078**	**-0.00904**	**-0.02160**	**0.00189**	**-0.03957**	**-0.00052**	**-0.00193**
%RSD	69.20169	35.24604	19.01706	3.07132	9.66727	0.89782	1.38844	0.00000	35.63334

	Na	**Ni**	**P**	**Pb I**	**Pb II**	**S**	**Sb**	**Se I**	**Se II**
	ppm	ppm	ppm	ppm	ppm	ppm	ppm	ppm	ppm
#1	0.09192	-0.00062	0.00066	0.00477	-0.00472	0.02109	0.00066	-0.00184	-0.00116
#2	0.09172	-0.00045	0.00466	0.00092	-0.00328	0.01704	-0.00068	0.00177	-0.00245
Mean	**0.09182**	**-0.00054**	**0.00266**	**0.00285**	**-0.00400**	**0.01907**	**-0.00001**	**-0.00003**	**-0.00181**
%RSD	0.15652	22.42929	106.48917	95.52198	25.44588	15.02388	12618.88269	7803.02918	50.28074

	Si	**Sn**	**Sr**	**Th**	**Ti**	**Tl**	**U**	**V**	**Zn**
	ppm	ppm	ppm	ppm	ppm	ppm	ppm	ppm	ppm
#1	0.00426	0.00181	-0.00111	0.01047	-0.00034	0.00539	-0.00778	-0.00049	0.00381
#2	0.00427	0.00138	-0.00116	0.01002	-0.00070	0.00231	-0.01085	-0.00015	0.00280
Mean	**0.00426**	**0.00159**	**-0.00113**	**0.01025**	**-0.00052**	**0.00385**	**-0.00932**	**-0.00032**	**0.00331**
%RSD	0.18363	19.39242	2.98312	3.09297	49.22252	56.46749	23.30262	74.56684	21.60395

	Zr	**Pb**	**Se**
	ppm	calc	calc
#1	-0.00067	-0.00156	-0.00139
#2	-0.00073	-0.00188	-0.00104
Mean	**-0.00070**	**-0.00172**	**-0.00122**
%RSD	6.28287	13.19845	20.05675

Method : Paragon File : 080913A Printed : 9/13/2008 16:11:37
SampleId1 : 0809060-1 **SampleId2 :** **[SAMPLE]**
Analysis commenced : 9/13/2008 12:04:58
Dilution ratio : 1.00000 to 1.00000 Tray : Position : TUBE17

Final concentrations

	Ag	**Al**	**As**	**B**	**Ba**	**Be**	**Bi**	**Ca**	**Cd**
	ppm	ppm	ppm	ppm	ppm	ppm	ppm	ppm	ppm
#1	-0.00046	0.00575	0.02308	0.04450	0.07013	0.00039	0.00114	55.14941	-0.00045
#2	-0.00151	0.00630	0.01944	0.04519	0.06965	0.00040	-0.00053	54.65588	-0.00047
Mean	**-0.00099**	**0.00602**	**0.02126**	**0.04485**	**0.06989**	**0.00039**	**0.00031**	**54.90265**	**-0.00046**
%RSD	74.98709	6.50521	12.09865	1.08273	0.48867	0.11965	386.07994	0.63564	3.04076

	Co	**Cr**	**Cu**	**Fe**	**K**	**Li**	**Mg**	**Mn**	**Mo**
	ppm	ppm	ppm	ppm	ppm	ppm	ppm	ppm	ppm
#1	0.00039	0.01356	0.00026	-0.00835	2.85643	0.01041	16.57390	0.03463	0.25555
#2	0.00082	0.01337	0.00077	-0.00825	2.81354	0.01025	16.38940	0.03429	0.25462
Mean	**0.00060**	**0.01346**	**0.00052**	**-0.00830**	**2.83499**	**0.01033**	**16.48165**	**0.03446**	**0.25509**
%RSD	50.62596	1.00305	69.91598	0.83591	1.06970	1.08494	0.79154	0.68828	0.25608

	Na	**Ni**	**P**	**Pb I**	**Pb II**	**S**	**Sb**	**Se I**	**Se II**
	ppm	ppm	ppm	ppm	ppm	ppm	ppm	ppm	ppm

#1	42.74815	0.00206	-0.09974	0.00359	-0.00265	23.72103	0.02132	0.01474	0.02046
#2	42.06025	0.00312	-0.09874	0.00033	-0.00615	23.49830	0.02143	0.03122	0.01442
Mean	**42.40420**	**0.00259**	**-0.09924**	**0.00196**	**-0.00440**	**23.60967**	**0.02137**	**0.02298**	**0.01744**
%RSD	1.14711	28.87710	0.71260	117.88836	56.20227	0.66710	0.35711	50.71577	24.45629

	Si	**Sn**	**Sr**	**Th**	**Ti**	**Tl**	**U**	**V**	**Zn**
	ppm	ppm	ppm	ppm	ppm	ppm	ppm	ppm	ppm
#1	8.33850	0.01713	0.63692	0.00907	-0.00035	0.00032	-0.01085	0.02247	0.00523
#2	8.23399	0.01801	0.63224	0.01111	-0.00030	-0.00940	0.00603	0.02202	0.00462
Mean	**8.28624**	**0.01757**	**0.63458**	**0.01009**	**-0.00032**	**-0.00454**	**-0.00241**	**0.02225**	**0.00493**
%RSD	0.89175	3.52294	0.52153	14.27843	10.66450	151.51184	495.45596	1.40129	8.70641

	Zr	**Pb**	**Se**
	ppm	calc	calc
#1	-0.00458	-0.00058	0.01855
#2	-0.00448	-0.00400	0.02002
Mean	**-0.00453**	**-0.00229**	**0.01929**
%RSD	1.53255	105.83303	5.37408

Method : Paragon File : 080913A Printed : 9/13/2008 16:11:38
SampleId1 : 0809060-2 **SampleId2 :** **[SAMPLE]**
Analysis commenced : 9/13/2008 12:06:54
Dilution ratio : 1.00000 to 1.00000 Tray : Position : TUBE18

Final concentrations

	Ag	**Al**	**As**	**B**	**Ba**	**Be**	**Bi**	**Ca**	**Cd**
	ppm	ppm	ppm	ppm	ppm	ppm	ppm	ppm	ppm
#1	0.00049	0.02531	-0.00438	0.02433	0.05757	0.00036	0.00408	57.98986	-0.00043
#2	0.00078	0.01570	-0.00285	0.02433	0.05725	0.00034	0.00338	57.76884	-0.00047
Mean	**0.00063**	**0.02050**	**-0.00361**	**0.02433**	**0.05741**	**0.00035**	**0.00373**	**57.87935**	**-0.00045**
%RSD	32.81005	33.13056	29.83868	0.00000	0.39651	3.51908	13.24382	0.27002	5.84790

	Co	**Cr**	**Cu**	**Fe**	**K**	**Li**	**Mg**	**Mn**	**Mo**
	ppm	ppm	ppm	ppm	ppm	ppm	ppm	ppm	ppm
#1	0.00055	0.00036	-0.00006	0.00765	0.90773	0.00788	17.93015	0.05268	0.00332
#2	0.00055	0.00069	-0.00016	0.00765	0.91536	0.00783	17.81843	0.05234	0.00244
Mean	**0.00055**	**0.00053**	**-0.00011**	**0.00765**	**0.91155**	**0.00785**	**17.87429**	**0.05251**	**0.00288**
%RSD	0.02888	44.84882	67.30303	0.00000	0.59214	0.48487	0.44195	0.45182	21.45936

	Na	**Ni**	**P**	**Pb I**	**Pb II**	**S**	**Sb**	**Se I**	**Se II**
	ppm	ppm	ppm	ppm	ppm	ppm	ppm	ppm	ppm
#1	27.75701	0.00151	0.05240	-0.00187	-0.00299	14.47167	0.00262	0.01481	0.01612
#2	27.45046	0.00187	0.04539	-0.00048	-0.00289	14.39712	-0.00078	0.01336	0.02150
Mean	**27.60373**	**0.00169**	**0.04889**	**-0.00118**	**-0.00294**	**14.43440**	**0.00092**	**0.01409**	**0.01881**
%RSD	0.78527	14.99006	10.14079	83.94083	2.29255	0.36521	261.08101	7.26223	20.24569

	Si	**Sn**	**Sr**	**Th**	**Ti**	**Tl**	**U**	**V**	**Zn**
	ppm	ppm	ppm	ppm	ppm	ppm	ppm	ppm	ppm
#1	8.34521	0.00590	0.56184	0.00529	0.00228	0.00246	-0.00012	0.01216	0.00098

#2	8.27735	0.01275	0.55896	0.00991	0.00217	-0.00399	-0.00165	0.01240	-0.00023
Mean	**8.31128**	**0.00932**	**0.56040**	**0.00760**	**0.00222**	**-0.00076**	**-0.00089**	**0.01228**	**0.00038**
%RSD	0.57735	52.00618	0.36328	42.98824	3.42883	597.16900	122.56765	1.36689	227.44369

	Zr	**Pb**	**Se**
	ppm	calc	calc
#1	-0.00419	-0.00262	0.01568
#2	-0.00372	-0.00209	0.01879
Mean	**-0.00396**	**-0.00235**	**0.01724**
%RSD	8.41091	15.87683	12.75955

Method : Paragon File : 080913A Printed : 9/13/2008 16:11:38
SampleId1 : 0809060-3 **SampleId2 :** **[SAMPLE]**
Analysis commenced : 9/13/2008 12:08:50
Dilution ratio : 1.00000 to 1.00000 Tray : Position : TUBE19

Final concentrations

	Ag	**Al**	**As**	**B**	**Ba**	**Be**	**Bi**	**Ca**	**Cd**
	ppm	ppm	ppm	ppm	ppm	ppm	ppm	ppm	ppm
#1	-0.00026	0.02187	0.04327	0.05855	0.06962	0.00036	0.00408	50.50331	-0.00026
#2	-0.00033	0.02072	0.04245	0.05803	0.06981	0.00040	0.00254	50.48771	-0.00021
Mean	**-0.00030**	**0.02130**	**0.04286**	**0.05829**	**0.06971**	**0.00038**	**0.00331**	**50.49551**	**-0.00023**
%RSD	18.29983	3.82680	1.35558	0.64084	0.19596	6.30176	32.77283	0.02185	14.60632

	Co	**Cr**	**Cu**	**Fe**	**K**	**Li**	**Mg**	**Mn**	**Mo**
	ppm	ppm	ppm	ppm	ppm	ppm	ppm	ppm	ppm
#1	0.00082	0.00260	0.00036	-0.00423	2.11220	0.00984	15.85912	0.03859	0.30097
#2	0.00100	0.00336	0.00035	-0.00452	2.11861	0.00984	15.83562	0.03852	0.29965
Mean	**0.00091**	**0.00298**	**0.00035**	**-0.00438**	**2.11540**	**0.00984**	**15.84737**	**0.03855**	**0.30031**
%RSD	14.42625	17.94658	0.50968	4.75744	0.21413	0.00000	0.10484	0.12305	0.30919

	Na	**Ni**	**P**	**Pb I**	**Pb II**	**S**	**Sb**	**Se I**	**Se II**
	ppm	ppm	ppm	ppm	ppm	ppm	ppm	ppm	ppm
#1	44.49888	0.00265	0.03203	0.00144	-0.00498	21.22961	0.01043	0.02672	0.02463
#2	44.56043	0.00361	0.02035	0.00113	-0.00406	21.24119	0.00816	0.01548	0.02053
Mean	**44.52965**	**0.00313**	**0.02619**	**0.00129**	**-0.00452**	**21.23540**	**0.00929**	**0.02110**	**0.02258**
%RSD	0.09773	21.77348	31.54393	16.93680	14.35296	0.03858	17.28805	37.66542	12.83916

	Si	**Sn**	**Sr**	**Th**	**Ti**	**Tl**	**U**	**V**	**Zn**
	ppm	ppm	ppm	ppm	ppm	ppm	ppm	ppm	ppm
#1	7.22370	0.01509	0.59871	0.00825	-0.00003	-0.00561	0.00833	0.02094	0.00240
#2	7.23949	0.01888	0.59993	0.01034	-0.00015	-0.00633	0.01294	0.02114	0.00139
Mean	**7.23160**	**0.01699**	**0.59932**	**0.00929**	**-0.00009**	**-0.00597**	**0.01064**	**0.02104**	**0.00189**
%RSD	0.15433	15.79244	0.14309	15.92245	100.43745	8.46882	30.61855	0.68351	37.75137

	Zr	**Pb**	**Se**
	ppm	calc	calc
#1	-0.00391	-0.00284	0.02533
#2	-0.00402	-0.00233	0.01885

Mean	**-0.00397**	**-0.00259**	**0.02209NCH**
%RSD	1.94688	13.92526	20.73692

Method : Paragon File : 080913A Printed : 9/13/2008 16:11:38
SampleId1 : 0809060-4 **SampleId2 :** **[SAMPLE]**
Analysis commenced : 9/13/2008 12:10:46
Dilution ratio : 1.00000 to 1.00000 Tray : Position : TUBE20

Final concentrations

	Ag	**Al**	**As**	**B**	**Ba**	**Be**	**Bi**	**Ca**	**Cd**
	ppm	ppm	ppm	ppm	ppm	ppm	ppm	ppm	ppm
#1	-0.00069	0.04678	-0.00262	0.02311	0.05239	0.00038	0.00338	56.25787	-0.00041
#2	0.00005	0.04027	0.00607	0.02375	0.05200	0.00034	0.00505	55.98385	-0.00069
Mean	**-0.00032**	**0.04352**	**0.00172**	**0.02343**	**0.05220**	**0.00036**	**0.00421**	**56.12086**	**-0.00055**
%RSD	164.26283	10.57784	356.10609	1.91284	0.52332	6.74485	28.10591	0.34525	36.22021

	Co	**Cr**	**Cu**	**Fe**	**K**	**Li**	**Mg**	**Mn**	**Mo**
	ppm	ppm	ppm	ppm	ppm	ppm	ppm	ppm	ppm
#1	-0.00001	0.00012	-0.00005	0.01089	0.61005	0.00797	17.72749	0.00170	0.00171
#2	0.00030	0.00036	-0.00037	0.01069	0.60980	0.00791	17.65929	0.00170	-0.00003
Mean	**0.00014**	**0.00024**	**-0.00021**	**0.01079**	**0.60993**	**0.00794**	**17.69339**	**0.00170**	**0.00084**
%RSD	152.19453	70.64743	105.78460	1.28673	0.02854	0.50650	0.27256	0.00000	147.03896

	Na	**Ni**	**P**	**Pb I**	**Pb II**	**S**	**Sb**	**Se I**	**Se II**
	ppm	ppm	ppm	ppm	ppm	ppm	ppm	ppm	ppm
#1	27.46492	0.00108	0.04472	0.00019	-0.00235	14.05951	0.00080	0.00659	0.01130
#2	27.23184	0.00036	0.05474	-0.00196	-0.00107	14.00846	0.00338	0.00611	0.01130
Mean	**27.34838**	**0.00072**	**0.04973**	**-0.00089**	**-0.00171**	**14.03399**	**0.00209**	**0.00635**	**0.01130**
%RSD	0.60262	70.47597	14.24376	171.57925	52.73807	0.25725	87.25552	5.36624	0.00077

	Si	**Sn**	**Sr**	**Th**	**Ti**	**Tl**	**U**	**V**	**Zn**
	ppm	ppm	ppm	ppm	ppm	ppm	ppm	ppm	ppm
#1	8.63474	0.01684	0.55199	0.00550	0.00081	-0.00267	-0.00780	0.01284	0.00119
#2	8.58847	0.01363	0.54858	0.01007	0.00111	-0.00687	-0.00780	0.01284	-0.00003
Mean	**8.61161**	**0.01523**	**0.55029**	**0.00778**	**0.00096**	**-0.00477**	**-0.00780**	**0.01284**	**0.00058**
%RSD	0.37994	14.90060	0.43836	41.54008	22.40253	62.27294	0.00121	0.00026	148.06678

	Zr	**Pb**	**Se**
	ppm	calc	calc
#1	-0.00437	-0.00150	0.00973
#2	-0.00457	-0.00137	0.00957
Mean	**-0.00447**	**-0.00144**	**0.00965**
%RSD	3.11552	6.56733	1.17633

Method : Paragon File : 080913A Printed : 9/13/2008 16:11:39
SampleId1 : CCV **SampleId2 :** **[CV]**
Analysis commenced : 9/13/2008 12:18:22
Dilution ratio : 1.00000 to 1.00000 Tray : Position : STD6

Final concentrations **2:27** **User: ROY FRENCH**

	Ag	Al	As	B	Ba	Be	Bi	Ca	Cd
	ppm	ppm	ppm	ppm	ppm	ppm	ppm	ppm	ppm
#1	0.18872	48.75645	0.47646	0.99577	0.97425	0.47474	0.49408	51.52587	0.49579
#2	0.18192	47.60616	0.44114	0.96122	0.95810	0.45410	0.47800	49.06799	0.47739
Mean	**0.18532**	**48.18130**	**0.45880**	**0.97849**	**0.96617**	**0.46442**	**0.48604**	**50.29693**	**0.48659**
%RSD	2.59359	1.68815	5.44301	2.49661	1.18185	3.14278	2.33959	3.45545	2.67298

	Co	Cr	Cu	Fe	K	Li	Mg	Mn	Mo
	ppm	ppm	ppm	ppm	ppm	ppm	ppm	ppm	ppm
#1	0.48078	0.98452	0.94672	20.51593	49.71531	0.47844	48.67817	0.94555	0.96747
#2	0.45588	0.94176	0.92840	19.69621	48.91390	0.47064	46.86938	0.90881	0.93137
Mean	**0.46833**	**0.96314**	**0.93756**	**20.10607**	**49.31460**	**0.47454**	**47.77378**	**0.92718**	**0.94942**
%RSD	3.76004	3.13916	1.38179	2.88288	1.14912	1.16250	2.67722	2.80184	2.68825

	Na	Ni	P	Pb I	Pb II	S	Sb	Se I	Se II
	ppm	ppm	ppm	ppm	ppm	ppm	ppm	ppm	ppm
#1	49.11033	0.97927	4.58409	0.97896	1.00387	4.84138	0.48849	0.96184	0.95102
#2	48.14788	0.93666	4.45942	0.91602	0.98407	4.73713	0.45767	0.89671	0.97672
Mean	**48.62910**	**0.95796**	**4.52176**	**0.94749**	**0.99397**	**4.78926**	**0.47308**	**0.92927**	**0.96387**
%RSD	1.39948	3.14500	1.94967	4.69734	1.40843	1.53922	4.60699	4.95568	1.88539

	Si	Sn	Sr	Th	Ti	Tl	U	V	Zn
	ppm	ppm	ppm	ppm	ppm	ppm	ppm	ppm	ppm
#1	4.67407	0.98211	0.48435	0.75251	0.49987	0.52186	4.92087	0.48676	1.00380
#2	4.52945	0.93090	0.47421	1.19645	0.52060	0.47704	4.80032	0.46780	0.97129
Mean	**4.60176**	**0.95650**	**0.47928**	**0.97448**	**0.51024**	**0.49945**	**4.86060**	**0.47728**	**0.98755**
%RSD	2.22228	3.78573	1.49606	32.21310	2.87222	6.34558	1.75371	2.80812	2.32769

	Zr	Pb	Se
	ppm	calc	calc
#1	1.01639	0.99558	0.95462
#2	0.95617	0.96141	0.95007
Mean	**0.98628**	**0.97849**	**0.95235**
%RSD	4.31729	2.46894	0.33749

Method : Paragon File : 080913A Printed : 9/13/2008 16:11:39
SampleId1 : CCB **SampleId2 :** **[CB]**
Analysis commenced : 9/13/2008 12:22:22
Dilution ratio : 1.00000 to 1.00000 Tray : Position : STD2

Final concentrations

	Ag	Al	As	B	Ba	Be	Bi	Ca	Cd
	ppm	ppm	ppm	ppm	ppm	ppm	ppm	ppm	ppm
#1	-0.00265	0.02197	-0.00403	-0.00277	-0.00084	0.00021	-0.00948	-0.00903	-0.00091
#2	-0.00084	0.02685	0.00266	0.00014	-0.00058	0.00019	0.00449	-0.00596	-0.00025
Mean	**-0.00175**	**0.02441**	**-0.00068**	**-0.00131**	**-0.00071**	**0.00020**	**-0.00250**	**-0.00750**	**-0.00058**
%RSD	73.19923	14.14906	694.16738	156.37540	25.66698	7.20070	395.72547	28.94126	80.36017

ted: 9/13/2008 16:12:27 User: ROY FRENCH

	Co	Cr	Cu	Fe	K	Li	Mg	Mn	Mo
	ppm	ppm	ppm	ppm	ppm	ppm	ppm	ppm	ppm
#1	-0.00249	-0.00286	-0.00053	-0.00325	-0.09052	0.00300	-0.04151	-0.00078	-0.00188
#2	-0.00095	-0.00133	0.00038	-0.00236	-0.08239	0.00300	-0.02403	-0.00052	-0.00134
Mean	**-0.00172**	**-0.00209**	**-0.00007**	**-0.00281**	**-0.08646**	**0.00300**	**-0.03277**	**-0.00065**	**-0.00161**
%RSD	63.53959	51.43661	866.72840	22.26001	6.64271	0.07052	37.72105	29.15219	23.43680

	Na	Ni	P	Pb I	Pb II	S	Sb	Se I	Se II
	ppm	ppm	ppm	ppm	ppm	ppm	ppm	ppm	ppm
#1	0.10300	-0.00185	-0.00101	-0.01611	0.00705	0.01299	-0.00935	-0.01039	0.01219
#2	0.10285	-0.00024	0.00032	-0.00268	0.00090	-0.00322	-0.00135	-0.01164	0.00543
Mean	**0.10292**	**-0.00105**	**-0.00034**	**-0.00940**	**0.00398**	**0.00489**	**-0.00535**	**-0.01101**	**0.00881**
%RSD	0.10473	108.54312	274.14258	101.09035	109.37381	234.44325	105.68399	7.96689	54.27644

	Si	Sn	Sr	Th	Ti	Tl	U	V	Zn
	ppm	ppm	ppm	ppm	ppm	ppm	ppm	ppm	ppm
#1	-0.00676	-0.00490	-0.00094	0.01604	-0.00083	-0.00673	-0.05614	-0.00296	-0.00084
#2	-0.00100	0.00181	-0.00081	0.02081	-0.00079	-0.00291	-0.01162	-0.00073	0.00017
Mean	**-0.00388**	**-0.00154**	**-0.00088**	**0.01842**	**-0.00081**	**-0.00482**	**-0.03388**	**-0.00185**	**-0.00033**
%RSD	104.95688	307.75263	10.04441	18.28148	3.42207	55.94653	92.90558	85.73238	216.28792

	Zr	Pb	Se
	ppm	calc	calc
#1	-0.00243	-0.00066	0.00467
#2	-0.00149	-0.00029	-0.00025
Mean	**-0.00196**	**-0.00048**	**0.00221**
%RSD	33.75936	55.04986	157.70843

Method : Paragon File : 080913A Printed : 9/13/2008 16:11:39
SampleId1 : 0809060-6 SampleId2 : [SAMPLE]
Analysis commenced : 9/13/2008 12:24:33
Dilution ratio : 1.00000 to 1.00000 Tray : Position : TUBE21

Final concentrations

	Ag	Al	As	B	Ba	Be	Bi	Ca	Cd
	ppm	ppm	ppm	ppm	ppm	ppm	ppm	ppm	ppm
#1	-0.00105	0.07593	0.02414	0.07292	0.12002	0.00067	0.00087	46.52400	-0.00051
#2	-0.00192	0.07185	0.01616	0.07234	0.12044	0.00067	0.00170	46.17707	-0.00056
Mean	**-0.00148**	**0.07389**	**0.02015**	**0.07263**	**0.12023**	**0.00067**	**0.00129**	**46.35053**	**-0.00054**
%RSD	41.57525	3.90266	28.00724	0.56577	0.24633	0.21178	45.65418	0.52926	6.68478

	Co	Cr	Cu	Fe	K	Li	Mg	Mn	Mo
	ppm	ppm	ppm	ppm	ppm	ppm	ppm	ppm	ppm
#1	0.00058	-0.00015	0.00456	0.01226	2.48453	0.01534	14.20024	0.05811	0.18220
#2	-0.00090	-0.00108	0.00405	0.01197	2.44830	0.01534	14.13373	0.05778	0.18200
Mean	**-0.00016**	**-0.00062**	**0.00430**	**0.01211**	**2.46642**	**0.01534**	**14.16698**	**0.05794**	**0.18210**
%RSD	638.28148	106.67976	8.40696	1.71897	1.03856	0.00000	0.33199	0.40947	0.07548

	Na	Ni	P	Pb I	Pb II	S	Sb	Se I	Se II
	ppm	ppm	ppm	ppm	ppm	ppm	ppm	ppm	ppm
#1	100.19817	0.00227	0.05273	0.00023	0.00045	28.81505	0.00669	0.01841	0.02576
#2	100.39278	0.00217	0.04806	-0.00870	0.00411	28.94775	0.00387	0.01277	0.02858
Mean	**100.29548**	**0.00222**	**0.05040**	**-0.00424**	**0.00228**	**28.88140**	**0.00528**	**0.01559**	**0.02717**
%RSD	0.13721	3.00574	6.55907	149.08764	113.53233	0.32490	37.70216	25.58315	7.33196

	Si	Sn	Sr	Th	Ti	Tl	U	V	Zn
	ppm	ppm	ppm	ppm	ppm	ppm	ppm	ppm	ppm
#1	10.35856	0.01173	0.55842	0.02441	0.00161	-0.00073	-0.00780	0.13426	0.00078
#2	10.36200	0.01334	0.55870	0.01755	0.00115	-0.00535	-0.02699	0.13294	0.00058
Mean	**10.36028**	**0.01253**	**0.55856**	**0.02098**	**0.00138**	**-0.00304**	**-0.01739**	**0.13360**	**0.00068**
%RSD	0.02348	9.05685	0.03559	23.12456	23.59579	107.51662	78.02080	0.70067	21.01139

	Zr	Pb	Se
	ppm	calc	calc
#1	-0.00688	0.00038	0.02331
#2	-0.00703	-0.00016	0.02332
Mean	**-0.00695**	**0.00011**	**0.02332**
%RSD	1.47119	344.05218	0.00329

Method : Paragon File : 080913A Printed : 9/13/2008 16:11:40
SampleId1 : 0809060-7 **SampleId2 :** **[SAMPLE]**
Analysis commenced : 9/13/2008 12:26:29
Dilution ratio : 1.00000 to 1.00000 Tray : Position : TUBE22

Final concentrations

	Ag	Al	As	B	Ba	Be	Bi	Ca	Cd
	ppm	ppm	ppm	ppm	ppm	ppm	ppm	ppm	ppm
#1	-0.00003	0.02116	-0.00438	0.07483	0.17972	0.00066	0.00282	124.31589	-0.00028
#2	-0.00024	0.01726	-0.00097	0.07414	0.18075	0.00066	-0.00151	124.36835	-0.00016
Mean	**-0.00013**	**0.01921**	**-0.00268**	**0.07448**	**0.18023**	**0.00066**	**0.00066**	**124.34212**	**-0.00022**
%RSD	110.99859	14.37652	89.91258	0.65204	0.40481	0.09892	467.16533	0.02983	36.92391

	Co	Cr	Cu	Fe	K	Li	Mg	Mn	Mo
	ppm	ppm	ppm	ppm	ppm	ppm	ppm	ppm	ppm
#1	0.00097	-0.00031	0.00215	-0.00786	7.83736	0.01939	37.03033	0.13546	0.00477
#2	0.00097	-0.00054	0.00216	-0.00855	7.83242	0.01944	37.08019	0.13546	0.00497
Mean	**0.00097**	**-0.00043**	**0.00215**	**-0.00821**	**7.83489**	**0.01942**	**37.05526**	**0.13546**	**0.00487**
%RSD	0.06449	39.05962	0.23783	5.92139	0.04460	0.16329	0.09515	0.00000	2.81967

	Na	Ni	P	Pb I	Pb II	S	Sb	Se I	Se II
	ppm	ppm	ppm	ppm	ppm	ppm	ppm	ppm	ppm
#1	80.02897	0.00198	0.02970	-0.00263	-0.00358	18.92148	0.00083	0.02452	0.01852
#2	80.17059	0.00236	0.03270	-0.00157	-0.00053	18.89042	0.00094	0.01189	0.00840
Mean	**80.09978**	**0.00217**	**0.03120**	**-0.00210**	**-0.00205**	**18.90595**	**0.00088**	**0.01821**	**0.01346**
%RSD	0.12502	12.28404	6.80980	35.54409	104.98908	0.11619	9.27955	49.02551	53.17658

	Si	Sn	Sr	Th	Ti	Tl	U	V	Zn

	ppm	ppm	ppm	ppm	ppm	ppm	ppm	ppm	ppm
#1	9.17427	0.01655	1.41892	0.01285	-0.00104	-0.00093	0.00296	0.00398	0.00058
#2	9.18449	0.01567	1.42162	0.01614	-0.00078	-0.00892	-0.01008	0.00460	0.00017
Mean	**9.17938**	**0.01611**	**1.42027**	**0.01449**	**-0.00091**	**-0.00492**	**-0.00356**	**0.00429**	**0.00038**
%RSD	0.07871	3.84339	0.13483	16.06710	20.49529	114.79794	259.07039	10.05738	75.81473

	Zr	**Pb**	**Se**
	ppm	calc	calc
#1	-0.00485	-0.00326	0.02052
#2	-0.00528	-0.00088	0.00956
Mean	**-0.00506**	**-0.00207**	**0.01504**
%RSD	6.01548	81.50478	51.50351

Method : Paragon File : 080913A Printed : 9/13/2008 16:11:40
SampleId1 : 0809060-8 **SampleId2 :** **[SAMPLE]**
Analysis commenced : 9/13/2008 12:28:25
Dilution ratio : 1.00000 to 1.00000 Tray : Position : TUBE23

Final concentrations

	Ag	**Al**	**As**	**B**	**Ba**	**Be**	**Bi**	**Ca**	**Cd**
	ppm	ppm	ppm	ppm	ppm	ppm	ppm	ppm	ppm
#1	-0.00071	0.01435	0.03083	0.06072	0.11364	0.00081	0.00478	113.80080	0.00025
#2	-0.00003	0.01825	0.03247	0.06141	0.11513	0.00088	0.00115	114.49216	-0.00028
Mean	**-0.00037**	**0.01630**	**0.03165**	**0.06106**	**0.11439**	**0.00085**	**0.00297**	**114.14648**	**-0.00001**
%RSD	129.74553	16.93114	3.67106	0.79526	0.91614	5.67953	86.57797	0.42828	2658.32188

	Co	**Cr**	**Cu**	**Fe**	**K**	**Li**	**Mg**	**Mn**	**Mo**
	ppm	ppm	ppm	ppm	ppm	ppm	ppm	ppm	ppm
#1	0.00137	0.00162	0.00423	-0.00796	3.99402	0.02545	35.41287	0.03134	0.07775
#2	0.00033	0.00072	0.00423	-0.00884	4.06258	0.02587	35.78380	0.03141	0.07517
Mean	**0.00085**	**0.00117**	**0.00423**	**-0.00840**	**4.02830**	**0.02566**	**35.59833**	**0.03137**	**0.07646**
%RSD	87.01708	54.56592	0.12819	7.43530	1.20350	1.16050	0.73679	0.15119	2.38035

	Na	**Ni**	**P**	**Pb I**	**Pb II**	**S**	**Sb**	**Se I**	**Se II**
	ppm	ppm	ppm	ppm	ppm	ppm	ppm	ppm	ppm
#1	205.99365	0.00238	-0.00435	-0.00113	-0.00504	80.23971	0.00775	0.01831	0.01763
#2	209.33747	0.00227	-0.00735	0.00042	-0.00021	80.78999	0.00515	0.01822	0.01716
Mean	**207.66556**	**0.00232**	**-0.00585**	**-0.00036**	**-0.00262**	**80.51485**	**0.00645**	**0.01827**	**0.01739**
%RSD	1.13858	3.44577	36.29861	306.30197	130.24180	0.48328	28.58345	0.36343	1.94743

	Si	**Sn**	**Sr**	**Th**	**Ti**	**Tl**	**U**	**V**	**Zn**
	ppm	ppm	ppm	ppm	ppm	ppm	ppm	ppm	ppm
#1	9.83528	0.02005	1.37580	0.01595	-0.00058	-0.00200	0.02445	0.02881	0.00300
#2	10.00061	0.02093	1.38857	0.01722	-0.00078	-0.00447	0.01064	0.02904	0.00280
Mean	**9.91795**	**0.02049**	**1.38219**	**0.01659**	**-0.00068**	**-0.00324**	**0.01755**	**0.02893**	**0.00290**
%RSD	1.17866	3.02214	0.65372	5.43816	20.30386	53.82542	55.67310	0.57980	4.92234

	Zr	**Pb**	**Se**
	ppm	calc	calc

#1	-0.00510	-0.00374	0.01786**NCH**
#2	-0.00582	0.00000	0.01751
Mean	**-0.00546**	**-0.00187**	**0.01768**
%RSD	9.31530	141.48462	1.40264

Method : Paragon File : 080913A Printed : 9/13/2008 16:11:40
SampleId1 : F080912-1MB SampleId2 : [SAMPLE]
Analysis commenced : 9/13/2008 12:30:22
Dilution ratio : 1.00000 to 1.00000 Tray : Position : TUBE24

Final concentrations

	Ag	**Al**	**As**	**B**	**Ba**	**Be**	**Bi**	**Ca**	**Cd**
	ppm	ppm	ppm	ppm	ppm	ppm	ppm	ppm	ppm
#1	-0.00004	0.01430	0.00149	-0.00187	-0.00064	0.00051	0.00686	0.16671	-0.00053
#2	-0.00099	0.01309	0.00079	-0.00287	-0.00061	0.00055	0.00491	0.15571	-0.00062
Mean	**-0.00052**	**0.01370**	**0.00114**	**-0.00237**	**-0.00063**	**0.00053**	**0.00589**	**0.16121**	**-0.00057**
%RSD	129.79130	6.26111	43.76839	29.94174	3.61888	4.64234	23.50660	4.82546	10.13183

	Co	**Cr**	**Cu**	**Fe**	**K**	**Li**	**Mg**	**Mn**	**Mo**
	ppm	ppm	ppm	ppm	ppm	ppm	ppm	ppm	ppm
#1	0.00029	-0.00022	0.00090	-0.00806	-0.06369	0.00185	-0.02092	-0.00038	-0.00130
#2	0.00004	-0.00097	0.00080	-0.00855	-0.08732	0.00178	-0.02597	-0.00038	-0.00052
Mean	**0.00016**	**-0.00059**	**0.00085**	**-0.00830**	**-0.07550**	**0.00181**	**-0.02345**	**-0.00038**	**-0.00091**
%RSD	105.67834	89.50584	8.21721	4.17956	22.12745	3.03350	15.23047	0.00000	60.54082

	Na	**Ni**	**P**	**Pb I**	**Pb II**	**S**	**Sb**	**Se I**	**Se II**
	ppm	ppm	ppm	ppm	ppm	ppm	ppm	ppm	ppm
#1	0.16511	0.00266	0.00466	0.00391	-0.00563	0.03730	-0.00057	0.00155	-0.00125
#2	0.15341	0.00181	-0.00935	0.00171	-0.00182	0.04135	-0.00158	0.00884	0.00478
Mean	**0.15926**	**0.00224**	**-0.00235**	**0.00281**	**-0.00372**	**0.03933**	**-0.00107**	**0.00519**	**0.00177**
%RSD	5.19090	26.82362	422.39021	55.45339	72.38578	7.28461	66.16339	99.33924	241.20507

	Si	**Sn**	**Sr**	**Th**	**Ti**	**Tl**	**U**	**V**	**Zn**
	ppm	ppm	ppm	ppm	ppm	ppm	ppm	ppm	ppm
#1	0.01797	0.00152	-0.00053	0.02332	-0.00025	0.00242	0.00373	0.00026	0.01251
#2	0.01175	0.00342	-0.00067	0.01725	-0.00074	0.00324	-0.00701	-0.00022	0.01251
Mean	**0.01486**	**0.00247**	**-0.00060**	**0.02028**	**-0.00050**	**0.00283**	**-0.00164**	**0.00002**	**0.01251**
%RSD	29.58176	54.31874	16.96595	21.16585	69.79994	20.35411	462.63933	1905.05761	0.00000

	Zr	**Pb**	**Se**
	ppm	calc	calc
#1	-0.00145	-0.00245	-0.00032
#2	-0.00144	-0.00064	0.00613
Mean	**-0.00144**	**-0.00155**	**0.00291**
%RSD	0.42394	82.62277	156.84918

Method : Paragon File : 080913A Printed : 9/13/2008 16:11:41
SampleId1 : 0809076-1 SampleId2 : [SAMPLE]
Analysis commenced : 9/13/2008 12:32:19

Dilution ratio : 1.00000 to 1.00000 Tray : Position : TUBE25

Final concentrations

	Ag	Al	As	B	Ba	Be	Bi	Ca	Cd
	ppm	ppm	ppm	ppm	ppm	ppm	ppm	ppm	ppm
#1	0.00011	0.01545	-0.00320	0.03927	0.07828	0.00059	-0.00150	90.49686	-0.00062
#2	-0.00048	0.01660	-0.00508	0.03764	0.07866	0.00064	-0.00025	90.74156	-0.00029
Mean	**-0.00019**	**0.01602**	**-0.00414**	**0.03845**	**0.07847**	**0.00061**	**-0.00088**	**90.61921**	**-0.00046**
%RSD	222.20417	5.05443	32.04375	3.01088	0.34822	6.04373	101.21940	0.19094	51.85231

	Co	Cr	Cu	Fe	K	Li	Mg	Mn	Mo
	ppm	ppm	ppm	ppm	ppm	ppm	ppm	ppm	ppm
#1	0.00139	0.00023	0.00173	-0.00394	1.04809	0.01693	35.83719	0.24316	0.00783
#2	0.00108	-0.00007	0.00121	-0.00335	1.04834	0.01701	35.99183	0.24357	0.00642
Mean	**0.00123**	**0.00008**	**0.00147**	**-0.00364**	**1.04821**	**0.01697**	**35.91451**	**0.24336**	**0.00713**
%RSD	17.64949	265.72850	25.04867	11.43897	0.01661	0.34884	0.30447	0.11729	13.96788

	Na	Ni	P	Pb I	Pb II	S	Sb	Se I	Se II
	ppm	ppm	ppm	ppm	ppm	ppm	ppm	ppm	ppm
#1	58.04561	0.00306	0.00066	0.00299	-0.00525	27.05549	-0.00062	0.02408	0.01715
#2	58.53365	0.00334	-0.01970	0.00209	-0.00349	27.15450	0.00343	0.01821	0.02053
Mean	**58.28963**	**0.00320**	**-0.00952**	**0.00254**	**-0.00437**	**27.10500**	**0.00140**	**0.02115**	**0.01884**
%RSD	0.59204	6.25295	151.17837	24.97090	28.47136	0.25829	204.27348	19.62310	12.67226

	Si	Sn	Sr	Th	Ti	Tl	U	V	Zn
	ppm	ppm	ppm	ppm	ppm	ppm	ppm	ppm	ppm
#1	8.86980	0.02501	1.62834	0.00736	-0.00052	-0.00007	0.01601	0.00711	0.00058
#2	8.93026	0.01640	1.63394	0.00967	-0.00075	-0.01176	0.01063	0.00622	0.00139
Mean	**8.90003**	**0.02071**	**1.63114**	**0.00852**	**-0.00063**	**-0.00592**	**0.01332**	**0.00666**	**0.00098**
%RSD	0.48030	29.39509	0.24277	19.11847	26.24892	139.62997	28.52024	9.35231	58.13415

	Zr	Pb	Se
	ppm	calc	calc
#1	-0.00395	-0.00251	0.01946
#2	-0.00465	-0.00163	0.01976
Mean	**-0.00430**	**-0.00207**	**0.01961**
%RSD	11.40328	29.90277	1.07453

Method : Paragon File : 080913A Printed : 9/13/2008 16:11:41
SampleId1 : 0809076-2 SampleId2 : [SAMPLE]
Analysis commenced : 9/13/2008 12:34:16
Dilution ratio : 1.00000 to 1.00000 Tray : Position : TUBE26

Final concentrations

	Ag	Al	As	B	Ba	Be	Bi	Ca	Cd
	ppm	ppm	ppm	ppm	ppm	ppm	ppm	ppm	ppm
#1	-0.00033	0.02110	-0.00262	0.03674	0.07773	0.00057	0.00324	90.14859	-0.00062
#2	-0.00091	0.01659	-0.00708	0.03779	0.07796	0.00059	0.00547	90.22322	-0.00024

Mean	**-0.00062**	**0.01884**	**-0.00485**	**0.03727**	**0.07784**	**0.00058**	**0.00435**	**90.18590**	**-0.00043**
%RSD	66.92263	16.91976	65.04943	2.00444	0.20476	2.17702	36.24686	0.05852	63.03797

	Co	**Cr**	**Cu**	**Fe**	**K**	**Li**	**Mg**	**Mn**	**Mo**
	ppm	ppm	ppm	ppm	ppm	ppm	ppm	ppm	ppm
#1	0.00120	-0.00052	0.00090	-0.00364	1.05351	0.01671	35.48325	0.24821	0.00676
#2	0.00108	-0.00037	0.00132	-0.00403	1.04957	0.01671	35.54178	0.24848	0.00603
Mean	**0.00114**	**-0.00044**	**0.00111**	**-0.00384**	**1.05154**	**0.01671**	**35.51252**	**0.24834**	**0.00640**
%RSD	7.61709	24.63766	26.85482	7.23579	0.26495	0.00000	0.11653	0.07663	8.04692

	Na	**Ni**	**P**	**Pb I**	**Pb II**	**S**	**Sb**	**Se I**	**Se II**
	ppm	ppm	ppm	ppm	ppm	ppm	ppm	ppm	ppm
#1	57.17463	0.00238	0.00500	-0.00037	-0.00294	26.59821	-0.00164	0.01989	0.01041
#2	57.17219	0.00238	0.00767	-0.00377	-0.00073	26.77737	0.00016	0.01691	0.03026
Mean	**57.17341**	**0.00238**	**0.00633**	**-0.00207**	**-0.00183**	**26.68779**	**-0.00074**	**0.01840**	**0.02033**
%RSD	0.00302	0.00000	29.82369	116.34438	85.17030	0.47470	171.56661	11.44208	69.03937

	Si	**Sn**	**Sr**	**Th**	**Ti**	**Tl**	**U**	**V**	**Zn**
	ppm	ppm	ppm	ppm	ppm	ppm	ppm	ppm	ppm
#1	8.78065	0.01991	1.61302	0.01000	-0.00072	-0.00541	0.00219	0.00660	0.00017
#2	8.79339	0.02224	1.61504	0.01023	-0.00092	-0.00623	-0.00318	0.00605	0.00017
Mean	**8.78702**	**0.02107**	**1.61403**	**0.01012**	**-0.00082**	**-0.00582**	**-0.00049**	**0.00633**	**0.00017**
%RSD	0.10255	7.83452	0.08871	1.62572	16.90582	10.00015	768.97745	6.06587	0.00000

	Zr	**Pb**	**Se**
	ppm	calc	calc
#1	-0.00428	-0.00208	0.01356
#2	-0.00466	-0.00174	0.02581
Mean	**-0.00447**	**-0.00191**	**0.01969**
%RSD	5.89258	12.49356	43.99551

Method : Paragon File : 080913A Printed : 9/13/2008 16:11:41
SampleId1 : 0809076-3 **SampleId2 :** **[SAMPLE]**
Analysis commenced : 9/13/2008 12:36:13
Dilution ratio : 1.00000 to 1.00000 Tray : Position : TUBE27

Final concentrations

	Ag	**Al**	**As**	**B**	**Ba**	**Be**	**Bi**	**Ca**	**Cd**
	ppm	ppm	ppm	ppm	ppm	ppm	ppm	ppm	ppm
#1	0.00003	0.02464	0.00360	0.03499	0.07541	0.00052	0.00743	83.98292	-0.00022
#2	0.00033	0.02331	-0.00496	0.03463	0.07544	0.00052	0.00408	83.82902	-0.00067
Mean	**0.00018**	**0.02398**	**-0.00068**	**0.03481**	**0.07543**	**0.00052**	**0.00575**	**83.90597**	**-0.00044**
%RSD	115.80691	3.90032	889.05477	0.75104	0.03019	0.02790	41.15144	0.12970	72.56900

	Co	**Cr**	**Cu**	**Fe**	**K**	**Li**	**Mg**	**Mn**	**Mo**
	ppm	ppm	ppm	ppm	ppm	ppm	ppm	ppm	ppm
#1	0.00101	-0.00020	0.00120	-0.00413	1.05572	0.01439	31.93587	0.02819	0.00613
#2	0.00052	-0.00080	0.00162	-0.00443	1.04686	0.01432	31.90508	0.02819	0.00497
Mean	**0.00076**	**-0.00050**	**0.00141**	**-0.00428**	**1.05129**	**0.01436**	**31.92048**	**0.02819**	**0.00555**

%RSD	45.62905	86.00855	20.95154	4.86658	0.59628	0.33876	0.06820	0.00000	14.84606

	Na	**Ni**	**P**	**Pb I**	**Pb II**	**S**	**Sb**	**Se I**	**Se II**
	ppm	ppm	ppm	ppm	ppm	ppm	ppm	ppm	ppm
#1	50.46486	0.00166	0.02469	0.00279	-0.00414	23.69032	0.00219	0.01992	0.01932
#2	50.38577	0.00251	0.01868	-0.00040	-0.00551	23.51750	0.00320	0.01285	0.01683
Mean	**50.42532**	**0.00209**	**0.02168**	**0.00120**	**-0.00482**	**23.60391**	**0.00269**	**0.01638**	**0.01808**
%RSD	0.11090	28.76337	19.59317	188.25563	20.13196	0.51771	26.55971	30.51065	9.74440

	Si	**Sn**	**Sr**	**Th**	**Ti**	**Tl**	**U**	**V**	**Zn**
	ppm	ppm	ppm	ppm	ppm	ppm	ppm	ppm	ppm
#1	8.88692	0.01670	1.38376	0.00857	-0.00063	-0.00462	0.01754	0.00646	0.00078
#2	8.86215	0.01743	1.38179	0.00355	-0.00064	-0.01323	0.01678	0.00633	-0.00063
Mean	**8.87454**	**0.01706**	**1.38277**	**0.00606**	**-0.00064**	**-0.00893**	**0.01716**	**0.00639**	**0.00007**
%RSD	0.19741	3.02384	0.10049	58.61000	1.08531	68.18641	3.16193	1.50094	1354.75107

	Zr	**Pb**	**Se**
	ppm	calc	calc
#1	-0.00425	-0.00183	0.01952
#2	-0.00363	-0.00381	0.01551
Mean	**-0.00394**	**-0.00282**	**0.01751**
%RSD	11.17433	49.58162	16.21241

Method : Paragon File : 080913A Printed : 9/13/2008 16:11:42
SampleId1 : 0809076-4 **SampleId2 :** **[SAMPLE]**
Analysis commenced : 9/13/2008 12:38:09
Dilution ratio : 1.00000 to 1.00000 Tray : Position : TUBE28

Final concentrations

	Ag	**Al**	**As**	**B**	**Ba**	**Be**	**Bi**	**Ca**	**Cd**
	ppm	ppm	ppm	ppm	ppm	ppm	ppm	ppm	ppm
#1	-0.00033	0.03276	-0.00356	0.03473	0.09399	0.00051	-0.00025	42.10817	-0.00026
#2	0.00079	0.03507	-0.00027	0.03367	0.09435	0.00056	-0.00137	42.10925	-0.00046
Mean	**0.00023**	**0.03391**	**-0.00191**	**0.03420**	**0.09417**	**0.00054**	**-0.00081**	**42.10871**	**-0.00036**
%RSD	339.76134	4.82153	121.41700	2.18393	0.26603	6.74921	97.83322	0.00182	40.61360

	Co	**Cr**	**Cu**	**Fe**	**K**	**Li**	**Mg**	**Mn**	**Mo**
	ppm	ppm	ppm	ppm	ppm	ppm	ppm	ppm	ppm
#1	0.00073	-0.00100	0.00288	-0.00894	2.32361	0.01100	16.89476	-0.00005	0.00497
#2	0.00030	-0.00057	0.00299	-0.00933	2.32484	0.01104	16.96724	-0.00025	0.00366
Mean	**0.00051**	**-0.00079**	**0.00294**	**-0.00914**	**2.32423**	**0.01102**	**16.93100**	**-0.00015**	**0.00431**
%RSD	59.37545	38.48565	2.63606	3.03833	0.03748	0.26872	0.30272	96.32562	21.49719

	Na	**Ni**	**P**	**Pb I**	**Pb II**	**S**	**Sb**	**Se I**	**Se II**
	ppm	ppm	ppm	ppm	ppm	ppm	ppm	ppm	ppm
#1	42.95944	0.00030	0.00099	0.00155	-0.00213	15.68234	0.00433	0.00941	0.01258
#2	43.16958	0.00093	0.01735	-0.00379	-0.00461	15.69408	-0.00211	0.00402	0.00695
Mean	**43.06451**	**0.00062**	**0.00917**	**-0.00112**	**-0.00337**	**15.68821**	**0.00111**	**0.00671**	**0.00977**
%RSD	0.34506	71.52002	126.14041	337.17732	51.99996	0.05290	411.03573	56.74911	40.72028

ted: 9/13/2008 16:12:27 User: ROY FRENCH

	Si	Sn	Sr	Th	Ti	Tl	U	V	Zn
	ppm	ppm	ppm	ppm	ppm	ppm	ppm	ppm	ppm
#1	6.89167	0.01567	0.49421	0.01216	-0.00037	0.00406	-0.00164	0.00266	0.05860
#2	6.93353	0.01334	0.49528	0.01266	-0.00062	0.00386	-0.01085	0.00273	0.05860
Mean	**6.91260**	**0.01451**	**0.49475**	**0.01241**	**-0.00050**	**0.00396**	**-0.00625**	**0.00270**	**0.05860**
%RSD	0.42824	11.37778	0.15356	2.87673	36.29596	3.72075	104.25286	1.77609	0.00000

	Zr	Pb	Se
	ppm	calc	calc
#1	-0.00368	-0.00091	0.01152
#2	-0.00402	-0.00434	0.00598
Mean	**-0.00385**	**-0.00262**	**0.00875**
%RSD	6.25165	92.52174	44.81635

Method : Paragon File : 080913A Printed : 9/13/2008 16:11:42
SampleId1 : 0809076-5 SampleId2 : [SAMPLE]
Analysis commenced : 9/13/2008 12:40:06
Dilution ratio : 1.00000 to 1.00000 Tray : Position : TUBE29

Final concentrations

	Ag	Al	As	B	Ba	Be	Bi	Ca	Cd
	ppm	ppm	ppm	ppm	ppm	ppm	ppm	ppm	ppm
#1	-0.00150	0.02171	0.00196	0.27234	0.66187	0.00070	0.00379	220.66736	-0.00049
#2	-0.00041	0.02409	-0.00755	0.27223	0.65847	0.00067	0.00380	219.45161	-0.00061
Mean	**-0.00095**	**0.02290**	**-0.00279**	**0.27228**	**0.66017**	**0.00068**	**0.00379**	**220.05948**	**-0.00055**
%RSD	80.89175	7.35674	240.59207	0.02748	0.36479	3.60049	0.09936	0.39065	15.55472

	Co	Cr	Cu	Fe	K	Li	Mg	Mn	Mo
	ppm	ppm	ppm	ppm	ppm	ppm	ppm	ppm	ppm
#1	0.00115	-0.00048	0.00049	-0.00914	38.65712	0.04298	62.39543	1.34351	0.00084
#2	0.00121	0.00002	0.00079	-0.00914	38.39321	0.04257	62.03051	1.33791	-0.00062
Mean	**0.00118**	**-0.00023**	**0.00064**	**-0.00914**	**38.52517**	**0.04278**	**62.21297**	**1.34071**	**0.00011**
%RSD	3.42259	153.79074	33.56077	0.00000	0.48439	0.69015	0.41477	0.29533	917.38950

	Na	Ni	P	Pb I	Pb II	S	Sb	Se I	Se II
	ppm	ppm	ppm	ppm	ppm	ppm	ppm	ppm	ppm
#1	220.17764	0.00132	-0.00902	-0.01051	-0.00035	1.61867	0.00204	0.02335	0.02640
#2	218.51453	0.00089	0.00433	-0.00479	-0.00216	1.62270	0.00406	0.01599	0.02117
Mean	**219.34608**	**0.00111**	**-0.00235**	**-0.00765**	**-0.00125**	**1.62068**	**0.00305**	**0.01967**	**0.02379**
%RSD	0.53614	27.74081	402.27227	52.88950	102.44464	0.17616	46.77397	26.46659	15.54285

	Si	Sn	Sr	Th	Ti	Tl	U	V	Zn
	ppm	ppm	ppm	ppm	ppm	ppm	ppm	ppm	ppm
#1	8.89685	0.03348	2.59377	0.00566	-0.00093	-0.01087	-0.00855	0.00114	0.00058
#2	8.84685	0.02253	2.57986	0.00299	-0.00109	-0.00820	0.01141	0.00154	0.00078
Mean	**8.87185**	**0.02800**	**2.58681**	**0.00432**	**-0.00101**	**-0.00953**	**0.00143**	**0.00134**	**0.00068**
%RSD	0.39855	27.63266	0.38009	43.74405	11.65343	19.81071	987.95654	21.47435	21.01139

	Zr	Pb	SeNCH
	ppm	calc	calc
#1	-0.00456	-0.00373	0.02539
#2	-0.00380	-0.00304	0.01945
Mean	**-0.00418**	**-0.00338**	**0.02242**
%RSD	12.86268	14.53172	18.73504

Method : Paragon File : 080913A Printed : 9/13/2008 16:11:42
SampleId1 : 0809076-6 **SampleId2 :** **[SAMPLE]**
Analysis commenced : 9/13/2008 12:42:03
Dilution ratio : 1.00000 to 1.00000 Tray : Position : TUBE30

Final concentrations

	Ag	Al	As	B	Ba	Be	Bi	Ca	Cd
	ppm	ppm	ppm	ppm	ppm	ppm	ppm	ppm	ppm
#1	0.00027	0.03199	0.00008	0.07498	0.22751	0.00055	0.00184	136.94859	-0.00050
#2	0.00049	0.02695	0.00079	0.07419	0.22739	0.00057	0.00086	136.47333	-0.00046
Mean	**0.00038**	**0.02947**	**0.00043**	**0.07459**	**0.22745**	**0.00056**	**0.00135**	**136.71096**	**-0.00048**
%RSD	41.87367	12.10438	114.87017	0.75129	0.04012	2.24844	51.20150	0.24582	5.14565

	Co	Cr	Cu	Fe	K	Li	Mg	Mn	Mo
	ppm	ppm	ppm	ppm	ppm	ppm	ppm	ppm	ppm
#1	0.00073	-0.00001	0.00027	-0.00472	8.12723	0.01749	42.12960	0.14608	0.00026
#2	0.00085	0.00027	0.00090	-0.00541	8.12772	0.01746	42.08993	0.14540	0.00026
Mean	**0.00079**	**0.00013**	**0.00059**	**-0.00506**	**8.12748**	**0.01747**	**42.10977**	**0.14574**	**0.00026**
%RSD	11.03651	147.28002	76.17040	9.59444	0.00430	0.13309	0.06661	0.32599	0.00000

	Na	Ni	P	Pb I	Pb II	S	Sb	Se I	Se II
	ppm	ppm	ppm	ppm	ppm	ppm	ppm	ppm	ppm
#1	79.70623	0.00049	0.02703	-0.00410	-0.00342	15.87792	0.00237	0.01535	0.01250
#2	79.81782	0.00123	0.03470	-0.00318	-0.00303	15.89357	0.00011	0.01084	0.01684
Mean	**79.76203**	**0.00086**	**0.03086**	**-0.00364**	**-0.00323**	**15.88575**	**0.00124**	**0.01310**	**0.01467**
%RSD	0.09893	60.44108	17.59096	17.91440	8.59271	0.06963	128.56809	24.32339	20.93150

	Si	Sn	Sr	Th	Ti	Tl	U	V	Zn
	ppm	ppm	ppm	ppm	ppm	ppm	ppm	ppm	ppm
#1	8.81785	0.01801	1.55408	0.00975	-0.00076	-0.00696	0.00296	0.00751	-0.00003
#2	8.81432	0.01086	1.55310	0.00196	-0.00103	-0.00891	-0.00548	0.00697	-0.00104
Mean	**8.81608**	**0.01443**	**1.55359**	**0.00586**	**-0.00090**	**-0.00794**	**-0.00126**	**0.00724**	**-0.00053**
%RSD	0.02826	35.02222	0.04466	94.05493	21.60223	17.38624	473.50902	5.29988	134.19396

	Zr	Pb	Se
	ppm	calc	calc
#1	-0.00484	-0.00365	0.01345
#2	-0.00400	-0.00308	0.01484
Mean	**-0.00442**	**-0.00336**	**0.01414**
%RSD	13.41371	11.94867	6.97875

Method : Paragon File : 080913A Printed : 9/13/2008 16:11:42

SampleId1 : CCV **SampleId2 :** **[CV]**
Analysis commenced : 9/13/2008 12:52:08
Dilution ratio : 1.00000 to 1.00000 Tray : Position : STD6

Final concentrations

	Ag	Al	As	B	Ba	Be	Bi	Ca	Cd
	ppm	ppm	ppm	ppm	ppm	ppm	ppm	ppm	ppm
#1	0.18359	48.38688	0.48044	0.98216	0.97552	0.48774	0.47849	51.74627	0.49570
#2	0.18817	48.44017	0.49185	0.99183	0.98662	0.48401	0.49788	51.35375	0.49232
Mean	**0.18588**	**48.41352**	**0.48614**	**0.98700**	**0.98107**	**0.48588**	**0.48819**	**51.55001**	**0.49401**
%RSD	1.74219	0.07784	1.66015	0.69307	0.80033	0.54273	2.80875	0.53842	0.48344

	Co	Cr	Cu	Fe	K	Li	Mg	Mn	Mo
	ppm	ppm	ppm	ppm	ppm	ppm	ppm	ppm	ppm
#1	0.49779	0.98243	0.97986	20.40925	49.50950	0.47888	48.33714	0.98335	0.96610
#2	0.49963	0.98200	0.98486	20.33264	49.63737	0.47949	48.28382	0.97981	0.96478
Mean	**0.49871**	**0.98221**	**0.98236**	**20.37094**	**49.57344**	**0.47919**	**48.31048**	**0.98158**	**0.96544**
%RSD	0.26067	0.03068	0.35989	0.26592	0.18239	0.09045	0.07804	0.25545	0.09660

	Na	Ni	P	Pb I	Pb II	S	Sb	Se I	Se II
	ppm	ppm	ppm	ppm	ppm	ppm	ppm	ppm	ppm
#1	49.07079	0.97932	4.79679	0.94787	1.05293	4.79327	0.47040	0.91857	1.01091
#2	48.97824	0.97237	4.84370	0.96706	0.98358	4.83737	0.48296	0.94216	0.97126
Mean	**49.02451**	**0.97584**	**4.82025**	**0.95746**	**1.01825**	**4.81532**	**0.47668**	**0.93036**	**0.99108**
%RSD	0.13349	0.50407	0.68808	1.41759	4.81569	0.64765	1.86348	1.79309	2.82912

	Si	Sn	Sr	Th	Ti	Tl	U	V	Zn
	ppm	ppm	ppm	ppm	ppm	ppm	ppm	ppm	ppm
#1	4.78848	0.98201	0.48122	0.25479	0.45734	0.50714	4.79454	0.48254	1.03245
#2	4.82185	0.98700	0.48290	0.24749	0.45520	0.50994	4.90889	0.48389	1.00985
Mean	**4.80516**	**0.98451**	**0.48206**	**0.25114**	**0.45627**	**0.50854**	**4.85171**	**0.48322**	**1.02115**
%RSD	0.49111	0.35838	0.24697	2.05744	0.33146	0.39004	1.66658	0.19651	1.56464

	Zr	Pb	Se
	ppm	calc	calc
#1	1.04199	1.01794	0.98016
#2	1.04467	0.97808	0.96157
Mean	**1.04333**	**0.99801**	**0.97086**
%RSD	0.18126	2.82434	1.35413

Method : Paragon File : 080913A Printed : 9/13/2008 16:11:43
SampleId1 : CCB **SampleId2 :** **[CB]**
Analysis commenced : 9/13/2008 12:54:21
Dilution ratio : 1.00000 to 1.00000 Tray : Position : STD2

Final concentrations

	Ag	Al	As	B	Ba	Be	Bi	Ca	Cd
	ppm	ppm	ppm	ppm	ppm	ppm	ppm	ppm	ppm

#1	-0.00106	0.04830	0.00440	-0.00028	-0.00058	0.00062	-0.00221	-0.01159	-0.00045
#2	-0.00113	0.04897	-0.00221	0.00162	-0.00052	0.00062	-0.00277	-0.01338	-0.00046
Mean	**-0.00109**	**0.04863**	**0.00109**	**0.00067**	**-0.00055**	**0.00062**	**-0.00249**	**-0.01249**	**-0.00046**
%RSD	4.53503	0.98542	426.81892	201.55374	8.29968	0.12296	15.86761	10.13892	0.72560

	Co	**Cr**	**Cu**	**Fe**	**K**	**Li**	**Mg**	**Mn**	**Mo**
	ppm	ppm	ppm	ppm	ppm	ppm	ppm	ppm	ppm
#1	-0.00155	-0.00127	-0.00006	-0.00452	-0.07403	0.00347	-0.03491	-0.00051	-0.00130
#2	-0.00096	-0.00093	0.00049	-0.00501	-0.07747	0.00343	-0.03063	-0.00051	-0.00081
Mean	**-0.00126**	**-0.00110**	**0.00021**	**-0.00477**	**-0.07575**	**0.00345**	**-0.03277**	**-0.00051**	**-0.00105**
%RSD	32.79657	21.68368	182.27197	7.27631	3.21643	0.79747	9.22070	0.00000	32.60395

	Na	**Ni**	**P**	**Pb I**	**Pb II**	**S**	**Sb**	**Se I**	**Se II**
	ppm	ppm	ppm	ppm	ppm	ppm	ppm	ppm	ppm
#1	0.11006	-0.00153	0.01249	-0.00737	0.00340	-0.01132	0.00282	0.00080	0.00366
#2	0.10869	0.00002	-0.00661	-0.00350	0.00456	0.00084	0.00000	0.00457	-0.00385
Mean	**0.10938**	**-0.00075**	**0.00294**	**-0.00544**	**0.00398**	**-0.00524**	**0.00141**	**0.00268**	**-0.00010**
%RSD	0.88702	145.41713	459.65700	50.45201	20.55262	163.99250	141.24231	99.28582	5471.05158

	Si	**Sn**	**Sr**	**Th**	**Ti**	**Tl**	**U**	**V**	**Zn**
	ppm	ppm	ppm	ppm	ppm	ppm	ppm	ppm	ppm
#1	0.00887	-0.00198	-0.00079	0.02425	-0.00081	-0.00691	-0.02007	-0.00049	-0.00065
#2	0.00888	0.00065	-0.00080	0.02782	-0.00085	-0.00097	-0.02621	-0.00120	0.00062
Mean	**0.00887**	**-0.00067**	**-0.00080**	**0.02604**	**-0.00083**	**-0.00394**	**-0.02314**	**-0.00085**	**-0.00002**
%RSD	0.09170	278.57063	0.84666	9.70745	3.34122	106.50504	18.76643	59.51432	5227.78105

	Zr	**Pb**	**Se**
	ppm	calc	calc
#1	-0.00195	-0.00019	0.00271
#2	-0.00181	0.00188	-0.00105
Mean	**-0.00188**	**0.00085**	**0.00083**
%RSD	5.27745	172.58347	320.16021

Method : Paragon File : 080913A Printed : 9/13/2008 16:11:43
SampleId1 : 0809076-7 **SampleId2 :** **[SAMPLE]**
Analysis commenced : 9/13/2008 12:56:31
Dilution ratio : 1.00000 to 1.00000 Tray : Position : TUBE31

Final concentrations

	Ag	**Al**	**As**	**B**	**Ba**	**Be**	**Bi**	**Ca**	**Cd**
	ppm	ppm	ppm	ppm	ppm	ppm	ppm	ppm	ppm
#1	-0.00107	0.03388	0.00428	0.07234	0.14374	0.00082	-0.00011	71.58728	-0.00029
#2	-0.00011	0.03294	0.00489	0.07197	0.14435	0.00081	0.00603	71.69206	-0.00036
Mean	**-0.00059**	**0.03341**	**0.00458**	**0.07216**	**0.14405**	**0.00082**	**0.00296**	**71.63967**	**-0.00032**
%RSD	116.03736	1.99985	9.44186	0.36241	0.30060	1.56336	146.79650	0.10343	15.73318

	Co	**Cr**	**Cu**	**Fe**	**K**	**Li**	**Mg**	**Mn**	**Mo**
	ppm	ppm	ppm	ppm	ppm	ppm	ppm	ppm	ppm
#1	0.00060	0.00006	0.00234	-0.00600	7.36201	0.01668	44.21219	0.00152	0.00147

#2	0.00021	-0.00088	0.00179	-0.00629	7.35805	0.01665	44.27255	0.00152	0.00084
Mean	**0.00040**	**-0.00041**	**0.00207**	**-0.00614**	**7.36003**	**0.01666**	**44.24237**	**0.00152**	**0.00116**
%RSD	68.25837	162.32548	18.68682	3.38922	0.03797	0.10149	0.09647	0.00000	38.60365

	Na	**Ni**	**P**	**Pb I**	**Pb II**	**S**	**Sb**	**Se I**	**Se II**
	ppm	ppm	ppm	ppm	ppm	ppm	ppm	ppm	ppm
#1	86.19199	0.00021	0.00188	-0.00281	-0.00354	16.29618	0.00430	0.00836	0.00171
#2	86.22195	0.00047	0.00754	-0.00608	-0.00331	16.34696	0.00182	0.01044	0.00213
Mean	**86.20697**	**0.00034**	**0.00471**	**-0.00445**	**-0.00342**	**16.32157**	**0.00306**	**0.00940**	**0.00192**
%RSD	0.02458	54.61313	85.02882	51.95959	4.67790	0.22003	57.33878	15.68806	15.52234

	Si	**Sn**	**Sr**	**Th**	**Ti**	**Tl**	**U**	**V**	**Zn**
	ppm	ppm	ppm	ppm	ppm	ppm	ppm	ppm	ppm
#1	2.30153	0.00677	1.33464	0.01650	-0.00064	0.00376	-0.00702	0.00371	-0.00108
#2	2.30615	0.00575	1.33660	0.01351	-0.00041	0.00222	-0.00932	0.00402	-0.00023
Mean	**2.30384**	**0.00626**	**1.33562**	**0.01501**	**-0.00053**	**0.00299**	**-0.00817**	**0.00387**	**-0.00065**
%RSD	0.14179	11.53351	0.10341	14.08081	31.63057	36.34667	19.93273	5.57947	91.79739

	Zr	**Pb**	**Se**
	ppm	calc	calc
#1	-0.00207	-0.00330	0.00393
#2	-0.00202	-0.00423	0.00490
Mean	**-0.00205**	**-0.00376**	**0.00441**
%RSD	1.72527	17.60966	15.63988

Method : Paragon File : 080913A Printed : 9/13/2008 16:11:43
SampleId1 : 0809076-8 **SampleId2 :** **[SAMPLE]**
Analysis commenced : 9/13/2008 12:58:28
Dilution ratio : 1.00000 to 1.00000 Tray : Position : TUBE32

Final concentrations

	Ag	**Al**	**As**	**B**	**Ba**	**Be**	**Bi**	**Ca**	**Cd**
	ppm	ppm	ppm	ppm	ppm	ppm	ppm	ppm	ppm
#1	-0.00009	0.02294	-0.00918	0.03536	0.12260	0.00081	0.00226	93.13361	-0.00024
#2	-0.00106	0.01887	-0.00331	0.03610	0.12218	0.00083	0.00742	92.78228	-0.00050
Mean	**-0.00057**	**0.02091**	**-0.00625**	**0.03573**	**0.12239**	**0.00082**	**0.00484**	**92.95794**	**-0.00037**
%RSD	120.17843	13.78141	66.47960	1.46323	0.24200	1.41094	75.49274	0.26725	51.03940

	Co	**Cr**	**Cu**	**Fe**	**K**	**Li**	**Mg**	**Mn**	**Mo**
	ppm	ppm	ppm	ppm	ppm	ppm	ppm	ppm	ppm
#1	0.00070	0.00001	0.00267	-0.00845	0.83780	0.01389	34.18629	-0.00051	0.00128
#2	0.00057	-0.00010	0.00244	-0.00874	0.83731	0.01378	34.09106	-0.00051	0.00288
Mean	**0.00063**	**-0.00004**	**0.00256**	**-0.00860**	**0.83755**	**0.01384**	**34.13868**	**-0.00051**	**0.00208**
%RSD	14.52933	162.82100	6.39049	2.42184	0.04158	0.56536	0.19725	0.00000	54.50456

	Na	**Ni**	**P**	**Pb I**	**Pb II**	**S**	**Sb**	**Se I**	**Se II**
	ppm	ppm	ppm	ppm	ppm	ppm	ppm	ppm	ppm
#1	61.24446	0.00061	0.03089	-0.00150	-0.00275	18.78943	0.00294	0.02634	0.02205
#2	60.89862	0.00080	0.04540	-0.00183	-0.00364	18.73116	0.00216	0.01519	0.02255

Mean	**61.07154**	**0.00070**	**0.03814**	**-0.00166**	**-0.00320**	**18.76030**	**0.00255**	**0.02077**	**0.02230**
%RSD	0.40042	19.04586	26.89682	13.71569	19.64243	0.21963	21.53847	37.94130	1.58847

	Si	**Sn**	**Sr**	**Th**	**Ti**	**Tl**	**U**	**V**	**Zn**
	ppm	ppm	ppm	ppm	ppm	ppm	ppm	ppm	ppm
#1	9.54310	0.01786	1.23503	0.01105	-0.00081	-0.00627	-0.02006	0.01131	-0.00044
#2	9.50480	0.01538	1.22883	0.00852	-0.00097	-0.00524	0.00220	0.01209	-0.00108
Mean	**9.52395**	**0.01662**	**1.23193**	**0.00978**	**-0.00089**	**-0.00575**	**-0.00893**	**0.01170**	**-0.00076**
%RSD	0.28439	10.55063	0.35590	18.30678	12.48030	12.71711	176.17850	4.71360	59.23547

	Zr	**Pb**	**Se**
	ppm	calc	calc
#1	-0.00494	-0.00234	0.02348
#2	-0.00476	-0.00304	0.02010
Mean	**-0.00485**	**-0.00269**	**0.02179**
%RSD	2.60712	18.42050	10.95742

Method : Paragon File : 080913A Printed : 9/13/2008 16:11:44
SampleId1 : 0809076-9 **SampleId2 :** **[SAMPLE]**
Analysis commenced : 9/13/2008 13:00:25
Dilution ratio : 1.00000 to 1.00000 Tray : Position : TUBE33

Final concentrations

	Ag	**Al**	**As**	**B**	**Ba**	**Be**	**Bi**	**Ca**	**Cd**
	ppm	ppm	ppm	ppm	ppm	ppm	ppm	ppm	ppm
#1	-0.00090	0.01927	0.00024	0.03193	0.09796	0.00081	0.00337	85.82588	0.00013
#2	-0.00032	0.01382	0.00305	0.03225	0.09802	0.00081	0.00379	85.87359	-0.00016
Mean	**-0.00061**	**0.01654**	**0.00164**	**0.03209**	**0.09799**	**0.00081**	**0.00358**	**85.84973**	**-0.00001**
%RSD	68.08477	23.31657	120.95523	0.69830	0.04649	0.05823	8.28737	0.03929	1807.61248

	Co	**Cr**	**Cu**	**Fe**	**K**	**Li**	**Mg**	**Mn**	**Mo**
	ppm	ppm	ppm	ppm	ppm	ppm	ppm	ppm	ppm
#1	0.00034	-0.00048	0.00223	-0.00924	0.55786	0.00838	28.69969	-0.00065	0.00074
#2	-0.00024	0.00006	0.00201	-0.00933	0.55909	0.00831	28.67053	-0.00058	0.00084
Mean	**0.00005**	**-0.00021**	**0.00212**	**-0.00928**	**0.55847**	**0.00835**	**28.68511**	**-0.00062**	**0.00079**
%RSD	878.47816	181.61678	7.41036	0.74754	0.15586	0.65916	0.07189	8.00836	8.66963

	Na	**Ni**	**P**	**Pb I**	**Pb II**	**S**	**Sb**	**Se I**	**Se II**
	ppm	ppm	ppm	ppm	ppm	ppm	ppm	ppm	ppm
#1	39.82336	0.00002	0.05318	-0.00530	0.00065	16.37431	0.00035	0.02193	0.02331
#2	39.51202	0.00083	0.05353	0.00073	-0.00131	16.39384	0.00102	0.01575	0.02027
Mean	**39.66769**	**0.00043**	**0.05336**	**-0.00228**	**-0.00033**	**16.38408**	**0.00068**	**0.01884**	**0.02179**
%RSD	0.55499	134.37989	0.46900	186.98574	420.60140	0.08429	69.58164	23.19116	9.86055

	Si	**Sn**	**Sr**	**Th**	**Ti**	**Tl**	**U**	**V**	**Zn**
	ppm	ppm	ppm	ppm	ppm	ppm	ppm	ppm	ppm
#1	10.15318	0.01436	0.87436	0.00799	-0.00092	0.00070	-0.01239	0.01233	-0.00087
#2	10.09678	0.01597	0.87426	0.01243	-0.00085	-0.00647	-0.00625	0.01277	-0.00023
Mean	**10.12498**	**0.01516**	**0.87431**	**0.01021**	**-0.00088**	**-0.00288**	**-0.00932**	**0.01255**	**-0.00055**

%RSD	0.39388	7.48390	0.00790	30.72804	5.49042	175.88489	46.60248	2.48434	82.18469

	Zr	Pb	Se
	ppm	calc	calc
#1	-0.00526	-0.00133	0.02285
#2	-0.00532	-0.00063	0.01877
Mean	**-0.00529**	**-0.00098**	**0.02081**
%RSD	0.80576	50.91097	13.87929

Method : Paragon File : 080913A Printed : 9/13/2008 16:11:44
SampleId1 : 0809076-10 **SampleId2 :** **[SAMPLE]**
Analysis commenced : 9/13/2008 13:02:22
Dilution ratio : 1.00000 to 1.00000 Tray : Position : TUBE34

Final concentrations

	Ag	Al	As	B	Ba	Be	Bi	Ca	Cd
	ppm	ppm	ppm	ppm	ppm	ppm	ppm	ppm	ppm
#1	0.00093	0.02715	0.00366	0.03220	0.11690	0.00080	0.00142	92.26273	-0.00031
#2	-0.00018	0.02452	-0.00735	0.03431	0.11835	0.00087	-0.00011	92.57471	-0.00004
Mean	**0.00037**	**0.02583**	**-0.00184**	**0.03325**	**0.11762**	**0.00083**	**0.00066**	**92.41872**	**-0.00017**
%RSD	210.68777	7.20384	422.75877	4.49271	0.87159	5.85601	164.34601	0.23870	111.21945

	Co	Cr	Cu	Fe	K	Li	Mg	Mn	Mo
	ppm	ppm	ppm	ppm	ppm	ppm	ppm	ppm	ppm
#1	0.00140	0.00021	0.00222	0.00824	0.80505	0.00705	30.38518	0.01763	0.00065
#2	0.00075	-0.00041	0.00265	0.00853	0.79668	0.00707	30.60962	0.01770	0.00147
Mean	**0.00108**	**-0.00010**	**0.00244**	**0.00838**	**0.80086**	**0.00706**	**30.49740**	**0.01767**	**0.00106**
%RSD	42.32072	437.50709	12.47701	2.48372	0.73916	0.23972	0.52039	0.28044	55.11040

	Na	Ni	P	Pb I	Pb II	S	Sb	Se I	Se II
	ppm	ppm	ppm	ppm	ppm	ppm	ppm	ppm	ppm
#1	40.78191	0.00102	0.06451	-0.00220	-0.00304	14.09093	0.00136	0.02264	0.01487
#2	41.13703	0.00066	0.07513	0.00066	-0.00299	14.32256	0.00261	0.01759	0.02424
Mean	**40.95947**	**0.00084**	**0.06982**	**-0.00077**	**-0.00301**	**14.20674**	**0.00198**	**0.02012**	**0.01956**
%RSD	0.61306	30.10548	10.75492	261.75265	1.11421	1.15286	44.62995	17.74041	33.85317

	Si	Sn	Sr	Th	Ti	Tl	U	V	Zn
	ppm	ppm	ppm	ppm	ppm	ppm	ppm	ppm	ppm
#1	10.30694	0.01743	0.93977	0.00948	-0.00074	-0.00575	0.00142	0.00850	0.00104
#2	10.40375	0.02034	0.94415	0.00950	-0.00090	-0.00400	0.01446	0.00928	-0.00150
Mean	**10.35535**	**0.01888**	**0.94196**	**0.00949**	**-0.00082**	**-0.00487**	**0.00794**	**0.00889**	**-0.00023**
%RSD	0.66103	10.92765	0.32885	0.13882	13.52465	25.36591	116.19119	6.20491	784.84374

	Zr	Pb	Se
	ppm	calc	calc
#1	-0.00504	-0.00276	0.01746
#2	-0.00512	-0.00178	0.02202
Mean	**-0.00508**	**-0.00227**	**0.01974**
%RSD	1.22106	30.62354	16.34583

ted: 9/13/2008 16:12:27 User: ROY FRENCH
Method : Paragon File : 080913A Printed : 9/13/2008 16:11:44
SampleId1 : 0809076-11 SampleId2 : [SAMPLE]
Analysis commenced : 9/13/2008 13:04:18
Dilution ratio : 1.00000 to 1.00000 Tray : Position : TUBE35

Final concentrations

	Ag	Al	As	B	Ba	Be	Bi	Ca	Cd
	ppm	ppm	ppm	ppm	ppm	ppm	ppm	ppm	ppm
#1	-0.00104	0.02997	-0.00184	0.04635	0.13697	0.00082	0.00365	99.39193	-0.00063
#2	-0.00047	0.02577	-0.00392	0.04767	0.13694	0.00084	0.00547	99.37424	-0.00060
Mean	**-0.00076**	**0.02787**	**-0.00288**	**0.04701**	**0.13696**	**0.00083**	**0.00456**	**99.38308**	**-0.00061**
%RSD	53.80618	10.67275	51.03442	1.98628	0.01664	1.47685	28.21294	0.01259	3.00598

	Co	Cr	Cu	Fe	K	Li	Mg	Mn	Mo
	ppm	ppm	ppm	ppm	ppm	ppm	ppm	ppm	ppm
#1	-0.00006	-0.00109	0.00158	0.00313	1.29461	0.00946	33.59244	0.06263	0.00162
#2	0.00059	-0.00085	0.00266	0.00303	1.28623	0.00940	33.57585	0.06270	0.00055
Mean	**0.00026**	**-0.00097**	**0.00212**	**0.00308**	**1.29042**	**0.00943**	**33.58415**	**0.06267**	**0.00108**
%RSD	174.24442	17.02782	36.13848	2.25116	0.45885	0.42611	0.03493	0.07911	69.72112

	Na	Ni	P	Pb I	Pb II	S	Sb	Se I	Se II
	ppm	ppm	ppm	ppm	ppm	ppm	ppm	ppm	ppm
#1	53.56630	0.00030	0.05991	-0.00457	-0.00109	15.98350	0.00092	0.01984	0.02677
#2	53.55759	0.00140	0.05849	0.00045	-0.00211	15.89748	0.00340	0.02572	0.03631
Mean	**53.56195**	**0.00085**	**0.05920**	**-0.00206**	**-0.00160**	**15.94049**	**0.00216**	**0.02278**	**0.03154**
%RSD	0.01151	90.88263	1.69104	172.43120	44.78307	0.38160	80.99690	18.25544	21.36604

	Si	Sn	Sr	Th	Ti	Tl	U	V	Zn
	ppm	ppm	ppm	ppm	ppm	ppm	ppm	ppm	ppm
#1	9.43326	0.02560	1.22979	0.01083	-0.00056	-0.00852	-0.02007	0.00497	0.00062
#2	9.42605	0.02501	1.22870	0.00688	-0.00065	-0.00432	-0.00242	0.00511	0.00041
Mean	**9.42965**	**0.02530**	**1.22925**	**0.00886**	**-0.00061**	**-0.00642**	**-0.01124**	**0.00504**	**0.00051**
%RSD	0.05411	1.63071	0.06284	31.50531	10.23928	46.33495	111.01616	1.90307	29.23334

	Zr	Pb	Se
	ppm	calc	calc
#1	-0.00500	-0.00225	0.02447
#2	-0.00453	-0.00126	0.03278
Mean	**-0.00476**	**-0.00175**	**0.02862**
%RSD	6.98345	40.22293	20.54169

Method : Paragon File : 080913A Printed : 9/13/2008 16:11:45
SampleId1 : 0809076-11L 5X SampleId2 : [SAMPLE]
Analysis commenced : 9/13/2008 13:06:14
Dilution ratio : 1.00000 to 1.00000 Tray : Position : TUBE36

Final concentrations

	Ag	Al	As	B	Ba	Be	Bi	Ca	Cd
	ppm	ppm	ppm	ppm	ppm	ppm	ppm	ppm	ppm
#1	-0.00032	0.02663	-0.00123	0.00637	0.02661	0.00064	-0.00277	18.94331	-0.00045
#2	-0.00034	0.01881	0.00146	0.00648	0.02654	0.00060	0.00617	18.92387	-0.00047
Mean	**-0.00033**	**0.02272**	**0.00012**	**0.00642**	**0.02658**	**0.00062**	**0.00170**	**18.93359**	**-0.00046**
%RSD	4.44631	24.34921	1644.58207	1.16274	0.17125	4.00791	371.74661	0.07259	4.09386

	Co	Cr	Cu	Fe	K	Li	Mg	Mn	Mo
	ppm	ppm	ppm	ppm	ppm	ppm	ppm	ppm	ppm
#1	-0.00086	-0.00090	0.00114	-0.00717	0.09802	0.00480	6.46081	0.01203	-0.00193
#2	0.00004	-0.00059	0.00124	-0.00659	0.09506	0.00475	6.43703	0.01224	-0.00047
Mean	**-0.00041**	**-0.00074**	**0.00119**	**-0.00688**	**0.09654**	**0.00478**	**6.44892**	**0.01213**	**-0.00120**
%RSD	156.57785	30.31784	5.62559	6.05310	2.16341	0.70916	0.26068	1.22508	85.92602

	Na	Ni	P	Pb I	Pb II	S	Sb	Se I	Se II
	ppm	ppm	ppm	ppm	ppm	ppm	ppm	ppm	ppm
#1	9.46207	-0.00011	0.01249	-0.00126	0.00167	3.06586	-0.00159	0.00368	0.00737
#2	9.36576	0.00000	0.01037	0.00087	-0.00168	3.04573	-0.00045	0.00025	0.00179
Mean	**9.41392**	**-0.00005**	**0.01143**	**-0.00019**	**0.00000**	**3.05579**	**-0.00102**	**0.00196**	**0.00458**
%RSD	0.72342	147.65202	13.13340	784.64279	108976.86272	0.46568	78.92261	123.31989	86.06130

	Si	Sn	Sr	Th	Ti	Tl	U	V	Zn
	ppm	ppm	ppm	ppm	ppm	ppm	ppm	ppm	ppm
#1	1.81940	-0.00344	0.24161	0.01329	-0.00097	-0.00291	-0.01776	0.00087	-0.00065
#2	1.81129	0.00138	0.24110	0.01274	-0.00086	0.00171	0.00910	0.00080	-0.00002
Mean	**1.81534**	**-0.00103**	**0.24136**	**0.01302**	**-0.00091**	**-0.00060**	**-0.00433**	**0.00083**	**-0.00034**
%RSD	0.31599	330.11777	0.15224	3.00473	8.34993	544.50894	438.70508	5.75305	134.16226

	Zr	Pb	Se
	ppm	calc	calc
#1	-0.00194	0.00070	0.00614
#2	-0.00141	-0.00083	0.00128
Mean	**-0.00167**	**-0.00007**	**0.00371**
%RSD	22.37341	1647.01903	92.63291

Method : Paragon File : 080913A Printed : 9/13/2008 16:11:45
SampleId1 : 0809076-11MS **SampleId2 :** **[SAMPLE]**
Analysis commenced : 9/13/2008 13:08:11
Dilution ratio : 1.00000 to 1.00000 Tray : Position : TUBE37

Final concentrations

	Ag	Al	As	B	Ba	Be	Bi	Ca	Cd
	ppm	ppm	ppm	ppm	ppm	ppm	ppm	ppm	ppm
#1	-0.00008	2.08850	2.11120	1.09866	2.18176	0.04998	0.00261	139.25300	0.05135
#2	0.00013	2.07953	2.10028	1.10180	2.18315	0.04995	0.00414	139.00418	0.05122
Mean	**0.00003**	**2.08401**	**2.10574**	**1.10023**	**2.18246**	**0.04996**	**0.00338**	**139.12859**	**0.05128**
%RSD	601.77663	0.30415	0.36648	0.20170	0.04496	0.05006	32.20577	0.12646	0.18037

	Co	Cr	Cu	Fe	K	Li	Mg	Mn	Mo

	ppm	ppm	ppm	ppm	ppm	ppm	ppm	ppm	ppm
#1	0.50740	0.19780	0.25860	0.99924	52.41256	0.54667	74.37293	0.55386	0.97689
#2	0.50779	0.19822	0.25981	1.00121	52.35346	0.54684	74.33062	0.55407	0.97523
Mean	**0.50759**	**0.19801**	**0.25921**	**1.00023**	**52.38301**	**0.54676**	**74.35178**	**0.55397**	**0.97606**
%RSD	0.05460	0.15072	0.32807	0.13963	0.07977	0.02160	0.04023	0.02701	0.12033

	Na	**Ni**	**P**	**Pb I**	**Pb II**	**S**	**Sb**	**Se I**	**Se II**
	ppm	ppm	ppm	ppm	ppm	ppm	ppm	ppm	ppm
#1	95.05136	0.50687	0.06875	0.50674	0.48897	14.71878	0.52191	2.26249	2.25043
#2	94.86227	0.50564	0.06344	0.50797	0.48832	14.80504	0.51993	2.25729	2.25443
Mean	**94.95682**	**0.50625**	**0.06610**	**0.50736**	**0.48865**	**14.76191**	**0.52092**	**2.25989**	**2.25243**
%RSD	0.14081	0.17175	5.67962	0.17152	0.09406	0.41319	0.26854	0.16258	0.12539

	Si	**Sn**	**Sr**	**Th**	**Ti**	**Tl**	**U**	**V**	**Zn**
	ppm	ppm	ppm	ppm	ppm	ppm	ppm	ppm	ppm
#1	10.69090	0.53005	1.64387	0.00759	0.46036	2.13040	-0.01307	0.50644	0.50783
#2	10.69265	0.52551	1.64470	0.00851	0.46019	2.13030	-0.00770	0.50655	0.50804
Mean	**10.69178**	**0.52778**	**1.64428**	**0.00805**	**0.46028**	**2.13035**	**-0.01039**	**0.50649**	**0.50794**
%RSD	0.01158	0.60769	0.03588	8.08590	0.02562	0.00339	36.56300	0.01433	0.02960

	Zr	**Pb**	**Se**
	ppm	calc	calc
#1	-0.00696	0.49489	2.25445
#2	-0.00694	0.49487	2.25538
Mean	**-0.00695**	**0.49488**	**2.25491**
%RSD	0.18145	0.00339	0.02929

Method : Paragon File : 080913A Printed : 9/13/2008 16:11:45
SampleId1 : 0809076-11MSD **SampleId2 :** **[SAMPLE]**
Analysis commenced : 9/13/2008 13:10:09
Dilution ratio : 1.00000 to 1.00000 Tray : Position : TUBE38

Final concentrations

	Ag	**Al**	**As**	**B**	**Ba**	**Be**	**Bi**	**Ca**	**Cd**
	ppm	ppm	ppm	ppm	ppm	ppm	ppm	ppm	ppm
#1	0.00063	2.04204	2.08429	1.08403	2.14682	0.04964	0.00190	138.28503	0.05120
#2	-0.00105	2.05778	2.08999	1.09409	2.16280	0.04974	0.00274	138.36669	0.05044
Mean	**-0.00021**	**2.04991**	**2.08714**	**1.08906**	**2.15481**	**0.04969**	**0.00232**	**138.32586**	**0.05082**
%RSD	578.73229	0.54282	0.19326	0.65271	0.52454	0.14644	25.52600	0.04174	1.05103

	Co	**Cr**	**Cu**	**Fe**	**K**	**Li**	**Mg**	**Mn**	**Mo**
	ppm	ppm	ppm	ppm	ppm	ppm	ppm	ppm	ppm
#1	0.50353	0.19645	0.25442	0.99015	51.84263	0.53996	73.75014	0.54829	0.96600
#2	0.50647	0.19616	0.25641	0.99499	52.21103	0.54522	74.14409	0.55012	0.97015
Mean	**0.50500**	**0.19630**	**0.25542**	**0.99257**	**52.02683**	**0.54259**	**73.94712**	**0.54921**	**0.96808**
%RSD	0.41180	0.10476	0.54979	0.34471	0.50070	0.68525	0.37671	0.23613	0.30328

	Na	**Ni**	**P**	**Pb I**	**Pb II**	**S**	**Sb**	**Se I**	**Se II**
	ppm	ppm	ppm	ppm	ppm	ppm	ppm	ppm	ppm

#1	93.30206	0.50183	0.06805	0.50168	0.48931	14.36573	0.51133	2.23066	2.24762
#2	93.86147	0.50304	0.06415	0.50326	0.48817	14.46775	0.51760	2.25118	2.24822
Mean	**93.58177**	**0.50244**	**0.06610**	**0.50247**	**0.48874**	**14.41674**	**0.51447**	**2.24092**	**2.24792**
%RSD	0.42269	0.17038	4.16506	0.22282	0.16475	0.50040	0.86128	0.64748	0.01892

	Si	**Sn**	**Sr**	**Th**	**Ti**	**Tl**	**U**	**V**	**Zn**
	ppm	ppm	ppm	ppm	ppm	ppm	ppm	ppm	ppm
#1	10.47757	0.52479	1.61181	0.00771	0.45430	2.11981	0.01456	0.50106	0.50974
#2	10.52552	0.52683	1.62036	0.00057	0.45614	2.13910	-0.00923	0.50287	0.50847
Mean	**10.50155**	**0.52581**	**1.61609**	**0.00414**	**0.45522**	**2.12945**	**0.00266**	**0.50196**	**0.50910**
%RSD	0.32287	0.27519	0.37437	121.95371	0.28651	0.64044	631.40315	0.25435	0.17722

	Zr	**Pb**	**Se**
	ppm	calc	calc
#1	-0.00693	0.49343	2.24197
#2	-0.00670	0.49320	2.24920
Mean	**-0.00681**	**0.49331**	**2.24559**
%RSD	2.38271	0.03329	0.22780

Method : Paragon File : 080913A Printed : 9/13/2008 16:11:46
SampleId1 : CCV **SampleId2 :** **[CV]**
Analysis commenced : 9/13/2008 13:15:05
Dilution ratio : 1.00000 to 1.00000 Tray : Position : STD6

Final concentrations

	Ag	**Al**	**As**	**B**	**Ba**	**Be**	**Bi**	**Ca**	**Cd**
	ppm	ppm	ppm	ppm	ppm	ppm	ppm	ppm	ppm
#1	0.17724	46.40980	0.45062	0.92944	0.94264	0.45726	0.45430	48.35812	0.46936
#2	0.18135	46.11143	0.47001	0.94283	0.94374	0.45414	0.47643	48.11518	0.46770
Mean	**0.17930**	**46.26061**	**0.46031**	**0.93614**	**0.94319**	**0.45570**	**0.46536**	**48.23665**	**0.46853**
%RSD	1.62088	0.45607	2.97825	1.01143	0.08296	0.48374	3.36278	0.35613	0.24971

	Co	**Cr**	**Cu**	**Fe**	**K**	**Li**	**Mg**	**Mn**	**Mo**
	ppm	ppm	ppm	ppm	ppm	ppm	ppm	ppm	ppm
#1	0.46748	0.92530	0.94305	19.24435	47.88775	0.47580	45.62996	0.92827	0.90896
#2	0.47061	0.92837	0.94191	19.12122	47.47274	0.47086	45.54453	0.92281	0.91003
Mean	**0.46904**	**0.92683**	**0.94248**	**19.18278**	**47.68024**	**0.47333**	**45.58724**	**0.92554**	**0.90949**
%RSD	0.47157	0.23382	0.08563	0.45387	0.61546	0.73701	0.13252	0.41692	0.08352

	Na	**Ni**	**P**	**Pb I**	**Pb II**	**S**	**Sb**	**Se I**	**Se II**
	ppm	ppm	ppm	ppm	ppm	ppm	ppm	ppm	ppm
#1	47.16600	0.92125	4.47745	0.88679	1.08874	4.50448	0.44152	0.86996	1.01471
#2	46.70095	0.92116	4.50286	0.92125	0.98381	4.52454	0.45532	0.92407	0.93832
Mean	**46.93347**	**0.92120**	**4.49016**	**0.90402**	**1.03627**	**4.51451**	**0.44842**	**0.89702**	**0.97652**
%RSD	0.70066	0.00727	0.40018	2.69525	7.15937	0.31421	2.17661	4.26534	5.53142

	Si	**Sn**	**Sr**	**Th**	**Ti**	**Tl**	**U**	**V**	**Zn**
	ppm	ppm	ppm	ppm	ppm	ppm	ppm	ppm	ppm
#1	4.56713	0.91231	0.46399	0.20931	0.49144	0.46891	4.68327	0.45776	0.94634

#2	4.56691	0.92610	0.46139	0.21182	0.48671	0.48806	4.75680	0.45990	0.93910
Mean	**4.56702**	**0.91920**	**0.46269**	**0.21056**	**0.48907**	**0.47849**	**4.72004**	**0.45883**	**0.94272**
%RSD	0.00339	1.06074	0.39762	0.84441	0.68428	2.83040	1.10163	0.33103	0.54342

	Zr	**Pb**	**Se**
	ppm	calc	calc
#1	0.99837	1.02149	0.96651
#2	0.99556	0.96298	0.93358
Mean	**0.99696**	**0.99223**	**0.95004**
%RSD	0.19918	4.16953	2.45120

Method : Paragon File : 080913A Printed : 9/13/2008 16:11:46
SampleId1 : CCB **SampleId2 :** **[CB]**
Analysis commenced : 9/13/2008 13:17:18
Dilution ratio : 1.00000 to 1.00000 Tray : Position : STD2

Final concentrations

	Ag	**Al**	**As**	**B**	**Ba**	**Be**	**Bi**	**Ca**	**Cd**
	ppm	ppm	ppm	ppm	ppm	ppm	ppm	ppm	ppm
#1	-0.00078	0.04996	-0.00111	0.00230	-0.00045	0.00039	0.00379	-0.01185	-0.00017
#2	-0.00011	0.05062	0.00440	0.00257	-0.00026	0.00043	-0.00096	-0.00750	-0.00016
Mean	**-0.00044**	**0.05029**	**0.00164**	**0.00244**	**-0.00036**	**0.00041**	**0.00142**	**-0.00967**	**-0.00017**
%RSD	107.24486	0.92299	236.64890	7.66438	38.43199	6.18685	236.76683	31.78506	7.57863

	Co	**Cr**	**Cu**	**Fe**	**K**	**Li**	**Mg**	**Mn**	**Mo**
	ppm	ppm	ppm	ppm	ppm	ppm	ppm	ppm	ppm
#1	-0.00012	-0.00048	0.00004	-0.00413	0.05617	0.00384	-0.02364	-0.00051	0.00045
#2	-0.00071	-0.00060	-0.00072	-0.00178	0.05470	0.00384	-0.01937	-0.00037	-0.00115
Mean	**-0.00041**	**-0.00054**	**-0.00034**	**-0.00295**	**0.05543**	**0.00384**	**-0.02150**	**-0.00044**	**-0.00035**
%RSD	99.37792	15.30528	158.63050	56.40085	1.88374	0.05695	14.05139	22.34289	324.64722

	Na	**Ni**	**P**	**Pb I**	**Pb II**	**S**	**Sb**	**Se I**	**Se II**
	ppm	ppm	ppm	ppm	ppm	ppm	ppm	ppm	ppm
#1	0.11408	0.00025	-0.00095	0.00128	0.00171	0.01299	0.00384	-0.00079	0.00062
#2	0.11611	-0.00015	-0.00591	-0.00065	-0.00018	0.00489	0.00248	-0.00658	0.00450
Mean	**0.11509**	**0.00005**	**-0.00343**	**0.00032**	**0.00077**	**0.00894**	**0.00316**	**-0.00369**	**0.00256**
%RSD	1.24888	565.34103	102.11820	431.27015	174.48154	64.09388	30.51673	110.94136	107.32552

	Si	**Sn**	**Sr**	**Th**	**Ti**	**Tl**	**U**	**V**	**Zn**
	ppm	ppm	ppm	ppm	ppm	ppm	ppm	ppm	ppm
#1	-0.00077	0.00386	-0.00076	0.01093	-0.00092	-0.00127	-0.00855	-0.00022	-0.00044
#2	-0.00005	0.00473	-0.00070	0.01511	-0.00061	-0.00107	-0.01546	-0.00066	-0.00065
Mean	**-0.00041**	**0.00429**	**-0.00073**	**0.01302**	**-0.00076**	**-0.00117**	**-0.01201**	**-0.00044**	**-0.00055**
%RSD	125.01160	14.41009	5.58116	22.66516	28.82556	12.20463	40.68887	70.93619	27.39489

	Zr	**Pb**	**Se**
	ppm	calc	calc
#1	-0.00051	0.00157	0.00015
#2	-0.00053	-0.00034	0.00081

Mean	**-0.00052**	**0.00062**	**0.00048NCH**
%RSD	3.06626	218.43146	98.03428

Method : Paragon File : 080913A Printed : 9/13/2008 16:11:46
SampleId1 : CRI **SampleId2 :** **[FLEXQC]**
Analysis commenced : 9/13/2008 13:19:32
Dilution ratio : 1.00000 to 1.00000 Tray : Position : STD3

Final concentrations

	Ag	**Al**	**As**	**B**	**Ba**	**Be**	**Bi**	**Ca**	**Cd**
	ppm	ppm	ppm	ppm	ppm	ppm	ppm	ppm	ppm
#1	0.01544	0.50787	0.01100	0.37776	0.37965	0.00953	0.04254	5.03507	0.00864
#2	0.01558	0.50852	0.01259	0.38427	0.38598	0.00979	0.04394	5.08943	0.00937
Mean	**0.01551**	**0.50820**	**0.01180**	**0.38101**	**0.38282**	**0.00966**	**0.04324**	**5.06225**	**0.00900**
%RSD	0.63281	0.09052	9.53151	1.20848	1.17027	1.90211	2.28436	0.75936	5.76984

	Co	**Cr**	**Cu**	**Fe**	**K**	**Li**	**Mg**	**Mn**	**Mo**
	ppm	ppm	ppm	ppm	ppm	ppm	ppm	ppm	ppm
#1	0.09290	0.01666	0.04395	0.18542	3.77256	0.01685	4.47255	0.02758	0.01744
#2	0.09401	0.01799	0.04482	0.18798	3.82829	0.01713	4.54575	0.02786	0.01768
Mean	**0.09346**	**0.01733**	**0.04439**	**0.18670**	**3.80043**	**0.01699**	**4.50915**	**0.02772**	**0.01756**
%RSD	0.83889	5.43022	1.38820	0.96770	1.03693	1.18295	1.14789	0.71497	0.97723

	Na	**Ni**	**P**	**Pb I**	**Pb II**	**S**	**Sb**	**Se I**	**Se II**
	ppm	ppm	ppm	ppm	ppm	ppm	ppm	ppm	ppm
#1	3.88032	0.07503	0.16118	0.00339	0.00718	0.19932	0.10779	0.00373	0.00492
#2	3.96491	0.07603	0.17783	0.00121	0.00778	0.20742	0.11379	0.01241	0.00601
Mean	**3.92261**	**0.07553**	**0.16950**	**0.00230**	**0.00748**	**0.20337**	**0.11079**	**0.00807**	**0.00547**
%RSD	1.52490	0.93692	6.94650	66.90601	5.69445	2.81618	3.83083	76.05103	14.17186

	Si	**Sn**	**Sr**	**Th**	**Ti**	**Tl**	**U**	**V**	**Zn**
	ppm	ppm	ppm	ppm	ppm	ppm	ppm	ppm	ppm
#1	0.08614	0.09592	0.02070	0.06711	0.01883	0.02315	0.14709	0.09110	0.04072
#2	0.08914	0.09314	0.02106	0.06974	0.01912	0.01588	0.15476	0.09358	0.04136
Mean	**0.08764**	**0.09453**	**0.02088**	**0.06842**	**0.01897**	**0.01952**	**0.15093**	**0.09234**	**0.04104**
%RSD	2.42433	2.07482	1.19961	2.72201	1.07497	26.32954	3.59350	1.89725	1.09686

	Zr	**Pb**	**Se**
	ppm	calc	calc
#1	0.05035	0.00591	0.00452
#2	0.05122	0.00559	0.00814
Mean	**0.05078**	**0.00575**	**0.00633**
%RSD	1.21366	3.96774	40.43018

Method : Paragon File : 080913A Printed : 9/13/2008 16:11:47
SampleId1 : ICSA **SampleId2 :** **[FLEXQC]**
Analysis commenced : 9/13/2008 13:21:44
Dilution ratio : 1.00000 to 1.00000 Tray : Position : STD4

Final concentrations **2:27** **User: ROY FRENCH**

	Ag	Al	As	B	Ba	Be	Bi	Ca	Cd
	ppm	ppm	ppm	ppm	ppm	ppm	ppm	ppm	ppm
#1	-0.00047	243.48837	0.00317	-0.00166	-0.00042	0.00104	0.00254	254.58885	-0.00043
#2	-0.00040	243.79379	0.00672	-0.00181	-0.00042	0.00100	0.00603	255.55152	-0.00014
Mean	**-0.00043**	**243.64108**	**0.00495**	**-0.00174**	**-0.00042**	**0.00102**	**0.00429**	**255.07018**	**-0.00028**
%RSD	11.43004	0.08864	50.70082	6.45359	0.00000	2.46981	57.55428	0.26687	73.45718

	Co	Cr	Cu	Fe	K	Li	Mg	Mn	Mo
	ppm	ppm	ppm	ppm	ppm	ppm	ppm	ppm	ppm
#1	0.00305	-0.00182	-0.00458	101.09612	-0.04597	0.00409	243.47749	0.00320	-0.00076
#2	0.00344	-0.00152	-0.00393	101.48936	-0.04622	0.00413	244.17186	0.00313	0.00002
Mean	**0.00324**	**-0.00167**	**-0.00426**	**101.29274**	**-0.04609**	**0.00411**	**243.82468**	**0.00316**	**-0.00037**
%RSD	8.46981	12.76629	10.86448	0.27452	0.37758	0.63835	0.20137	1.56545	147.16655

	Na	Ni	P	Pb I	Pb II	S	Sb	Se I	Se II
	ppm	ppm	ppm	ppm	ppm	ppm	ppm	ppm	ppm
#1	0.13446	0.00113	0.01532	0.00514	-0.00271	-0.00322	0.00689	-0.00233	-0.00777
#2	0.13461	0.00159	0.00789	0.01101	-0.00522	0.01299	0.01107	0.01210	-0.00526
Mean	**0.13453**	**0.00136**	**0.01161**	**0.00808**	**-0.00397**	**0.00489**	**0.00898**	**0.00488**	**-0.00651**
%RSD	0.08014	23.52892	45.26611	51.39552	44.65611	234.44325	32.90218	209.00890	27.22706

	Si	Sn	Sr	Th	Ti	Tl	U	V	Zn
	ppm	ppm	ppm	ppm	ppm	ppm	ppm	ppm	ppm
#1	0.00331	0.00036	0.00036	-0.04684	-0.00124	-0.00016	0.04539	0.00181	0.00550
#2	0.00374	0.01276	0.00037	-0.04486	-0.00129	0.01286	0.04973	0.00215	0.00550
Mean	**0.00353**	**0.00656**	**0.00037**	**-0.04585**	**-0.00127**	**0.00635**	**0.04756**	**0.00198**	**0.00550**
%RSD	8.57620	133.76063	1.83744	3.05450	3.09630	144.92818	6.44625	11.89717	0.00000

	Zr	Pb	Se
	ppm	calc	calc
#1	0.00556	-0.00010	-0.00596
#2	0.00576	0.00019	0.00052
Mean	**0.00566**	**0.00004**	**-0.00272**
%RSD	2.44651	458.32599	168.58267

Method : Paragon File : 080913A Printed : 9/13/2008 16:11:47
SampleId1 : ICSAB **SampleId2 :** **[FLEXQC]**
Analysis commenced : 9/13/2008 13:24:00
Dilution ratio : 1.00000 to 1.00000 Tray : Position : STD5

Final concentrations

	Ag	Al	As	B	Ba	Be	Bi	Ca	Cd
	ppm	ppm	ppm	ppm	ppm	ppm	ppm	ppm	ppm
#1	0.18159	247.98394	0.09288	0.94942	0.49033	0.43737	0.49935	245.98819	0.92144
#2	0.17965	245.35233	0.09557	0.93699	0.48270	0.43516	0.48983	244.83213	0.91662
Mean	**0.18062**	**246.66814**	**0.09422**	**0.94320**	**0.48652**	**0.43626**	**0.49459**	**245.41016**	**0.91903**
%RSD	0.75809	0.75438	2.02107	0.93219	1.11018	0.35824	1.36089	0.33310	0.37100

ted: 9/13/2008 16:12:27 User: ROY FRENCH

	Co	Cr	Cu	Fe	K	Li	Mg	Mn	Mo
	ppm	ppm	ppm	ppm	ppm	ppm	ppm	ppm	ppm
#1	0.46509	0.42901	0.50292	98.51721	-0.22218	1.00715	241.71900	0.45051	0.89709
#2	0.46205	0.42561	0.49648	97.90580	-0.20471	0.99449	239.92408	0.44776	0.88855
Mean	**0.46357**	**0.42731**	**0.49970**	**98.21150**	**-0.21345**	**1.00082**	**240.82154**	**0.44914**	**0.89282**
%RSD	0.46395	0.56122	0.91030	0.44020	5.78848	0.89389	0.52703	0.43257	0.67670

	Na	Ni	P	Pb I	Pb II	S	Sb	Se I	Se II
	ppm	ppm	ppm	ppm	ppm	ppm	ppm	ppm	ppm
#1	0.11230	0.87809	0.93911	0.04080	0.04418	0.99243	0.56746	0.05944	0.03419
#2	0.11204	0.86818	0.94053	0.03671	0.04937	0.96817	0.55516	0.04646	0.04378
Mean	**0.11217**	**0.87313**	**0.93982**	**0.03876**	**0.04678**	**0.98030**	**0.56131**	**0.05295**	**0.03898**
%RSD	0.16017	0.80249	0.10739	7.46456	7.84632	1.74981	1.54947	17.32941	17.39989

	Si	Sn	Sr	Th	Ti	Tl	U	V	Zn
	ppm	ppm	ppm	ppm	ppm	ppm	ppm	ppm	ppm
#1	0.91828	0.91881	0.94223	0.38275	0.95686	0.09075	9.76304	0.45673	0.86538
#2	0.90476	0.91222	0.93304	0.37081	0.94708	0.08593	9.68587	0.45185	0.86240
Mean	**0.91152**	**0.91551**	**0.93763**	**0.37678**	**0.95197**	**0.08834**	**9.72445**	**0.45429**	**0.86389**
%RSD	1.04930	0.50876	0.69312	2.24001	0.72646	3.86291	0.56117	0.75935	0.24409

	Zr	Pb	Se
	ppm	calc	calc
#1	0.49462	0.04306	0.04260
#2	0.49182	0.04516	0.04467
Mean	**0.49322**	**0.04411**	**0.04363**
%RSD	0.40174	3.36607	3.36605

Method : Paragon File : 080913A Printed : 9/13/2008 16:11:47
SampleId1 : CCV SampleId2 : [CV]
Analysis commenced : 9/13/2008 13:26:16
Dilution ratio : 1.00000 to 1.00000 Tray : Position : STD6

Final concentrations

	Ag	Al	As	B	Ba	Be	Bi	Ca	Cd
	ppm	ppm	ppm	ppm	ppm	ppm	ppm	ppm	ppm
#1	0.18681	48.47115	0.46743	0.97084	0.98213	0.45462	0.49801	47.68653	0.47126
#2	0.18774	48.70866	0.46829	0.97918	0.98945	0.45697	0.49953	47.82921	0.47264
Mean	**0.18727**	**48.58990**	**0.46786**	**0.97501**	**0.98579**	**0.45579**	**0.49877**	**47.75787**	**0.47195**
%RSD	0.35314	0.34564	0.12983	0.60517	0.52558	0.36600	0.21672	0.21125	0.20682

	Co	Cr	Cu	Fe	K	Li	Mg	Mn	Mo
	ppm	ppm	ppm	ppm	ppm	ppm	ppm	ppm	ppm
#1	0.47446	0.92538	0.99835	19.31347	50.40449	0.50392	46.68767	0.92961	0.91975
#2	0.47648	0.93088	1.00517	19.39417	50.65000	0.50644	46.88886	0.93472	0.92273
Mean	**0.47547**	**0.92813**	**1.00176**	**19.35382**	**50.52725**	**0.50518**	**46.78827**	**0.93216**	**0.92124**
%RSD	0.30029	0.41860	0.48077	0.29485	0.34358	0.35283	0.30406	0.38711	0.22865

	Na	Ni	P	Pb I	Pb II	S	Sb	Se I	Se II
	ppm	ppm	ppm	ppm	ppm	ppm	ppm	ppm	ppm
#1	49.38930	0.92349	4.70341	0.92819	0.95716	4.75718	0.47754	0.94284	0.95975
#2	49.53230	0.92572	4.74216	0.93464	0.94392	4.73312	0.48248	0.95161	0.93894
Mean	**49.46080**	**0.92461**	**4.72278**	**0.93141**	**0.95054**	**4.74515**	**0.48001**	**0.94722**	**0.94934**
%RSD	0.20443	0.17102	0.58014	0.48963	0.98528	0.35854	0.72738	0.65456	1.55011

	Si	Sn	Sr	Th	Ti	Tl	U	V	Zn
	ppm	ppm	ppm	ppm	ppm	ppm	ppm	ppm	ppm
#1	4.74357	0.92901	0.47944	0.22018	0.50160	0.49492	4.98299	0.46693	0.91033
#2	4.77300	0.93796	0.48165	0.22479	0.50346	0.49578	5.00866	0.46912	0.91651
Mean	**4.75828**	**0.93349**	**0.48054**	**0.22249**	**0.50253**	**0.49535**	**4.99582**	**0.46803**	**0.91342**
%RSD	0.43734	0.67744	0.32463	1.46296	0.26264	0.12313	0.36334	0.33206	0.47831

	Zr	Pb	Se
	ppm	calc	calc
#1	1.02069	0.94751	0.95412
#2	1.02338	0.94083	0.94315
Mean	**1.02203**	**0.94417**	**0.94864**
%RSD	0.18642	0.50077	0.81705

Method : Paragon File : 080913A Printed : 9/13/2008 16:11:48
SampleId1 : CCB **SampleId2 :** **[CB]**
Analysis commenced : 9/13/2008 13:28:29
Dilution ratio : 1.00000 to 1.00000 Tray : Position : STD2

Final concentrations

	Ag	Al	As	B	Ba	Be	Bi	Ca	Cd
	ppm	ppm	ppm	ppm	ppm	ppm	ppm	ppm	ppm
#1	-0.00026	0.03220	0.00611	0.00299	-0.00029	0.00041	0.00282	-0.00801	-0.00003
#2	-0.00012	0.03352	0.00342	0.00241	-0.00036	0.00043	0.00561	-0.01057	0.00001
Mean	**-0.00019**	**0.03286**	**0.00476**	**0.00270**	**-0.00032**	**0.00042**	**0.00421**	**-0.00929**	**-0.00001**
%RSD	50.43780	2.83061	39.94409	15.21275	14.08671	3.00111	46.90892	19.46930	312.31948

	Co	Cr	Cu	Fe	K	Li	Mg	Mn	Mo
	ppm	ppm	ppm	ppm	ppm	ppm	ppm	ppm	ppm
#1	-0.00045	-0.00027	0.00103	-0.00119	-0.20077	0.00299	-0.02403	-0.00030	-0.00091
#2	-0.00051	-0.00046	0.00135	-0.00266	-0.20766	0.00295	-0.02092	-0.00044	-0.00057
Mean	**-0.00048**	**-0.00037**	**0.00119**	**-0.00192**	**-0.20422**	**0.00297**	**-0.02247**	**-0.00037**	**-0.00074**
%RSD	9.61005	36.39873	19.12105	54.14552	2.38595	0.73647	9.77760	26.53515	32.59045

	Na	Ni	P	Pb I	Pb II	S	Sb	Se I	Se II
	ppm	ppm	ppm	ppm	ppm	ppm	ppm	ppm	ppm
#1	0.10340	0.00030	0.00223	-0.00042	-0.00046	-0.00322	0.00304	0.00724	-0.00301
#2	0.10259	0.00046	0.00152	0.00235	-0.00089	-0.00322	0.00237	-0.00600	-0.00453
Mean	**0.10300**	**0.00038**	**0.00188**	**0.00097**	**-0.00068**	**-0.00322**	**0.00271**	**0.00062**	**-0.00377**
%RSD	0.55817	28.10639	26.65372	202.45225	44.28891	0.00000	17.59217	1513.08712	28.53067

	Si	Sn	Sr	Th	Ti	Tl	U	V	Zn

	ppm	ppm	ppm	ppm	ppm	ppm	ppm	ppm	ppm
#1	0.00727	0.00371	-0.00070	0.01946	-0.00105	0.00180	-0.00702	-0.00012	0.00019
#2	0.01070	0.00459	-0.00069	0.01510	-0.00092	0.00304	0.00680	-0.00022	-0.00023
Mean	**0.00898**	**0.00415**	**-0.00069**	**0.01728**	**-0.00098**	**0.00242**	**-0.00011**	**-0.00017**	**-0.00002**
%RSD	26.97560	14.91953	0.97509	17.84612	9.56782	36.04545	8753.16680	43.14246	1742.50792

	Zr	**Pb**	**Se**
	ppm	calc	calc
#1	-0.00092	-0.00045	0.00040
#2	-0.00041	0.00019	-0.00502
Mean	**-0.00066**	**-0.00013**	**-0.00231**
%RSD	53.91666	350.23955	165.96343

Method : Paragon File : 080913A Printed : 9/13/2008 16:11:48
SampleId1 : CCV **SampleId2 :** **[CV]**
Analysis commenced : 9/13/2008 13:52:55
Dilution ratio : 1.00000 to 1.00000 Tray : Position : STD6

Final concentrations

	Ag	**Al**	**As**	**B**	**Ba**	**Be**	**Bi**	**Ca**	**Cd**
	ppm	ppm	ppm	ppm	ppm	ppm	ppm	ppm	ppm
#1	0.18053	47.94550	0.47525	0.96140	0.98112	0.48006	0.47345	47.11800	0.47850
#2	0.18016	47.90086	0.48747	0.95624	0.97769	0.47982	0.46946	47.10600	0.47954
Mean	**0.18035**	**47.92318**	**0.48136**	**0.95882**	**0.97941**	**0.47994**	**0.47145**	**47.11200**	**0.47902**
%RSD	0.14298	0.06586	1.79614	0.38080	0.24784	0.03525	0.59845	0.01800	0.15313

	Co	**Cr**	**Cu**	**Fe**	**K**	**Li**	**Mg**	**Mn**	**Mo**
	ppm	ppm	ppm	ppm	ppm	ppm	ppm	ppm	ppm
#1	0.46518	0.94107	0.95190	19.45941	48.38642	0.48672	47.45908	0.93415	0.93229
#2	0.46648	0.94158	0.95136	19.45057	48.35788	0.48599	47.47987	0.93365	0.93066
Mean	**0.46583**	**0.94132**	**0.95163**	**19.45499**	**48.37215**	**0.48635**	**47.46948**	**0.93390**	**0.93147**
%RSD	0.19721	0.03847	0.04079	0.03212	0.04172	0.10622	0.03096	0.03757	0.12346

	Na	**Ni**	**P**	**Pb I**	**Pb II**	**S**	**Sb**	**Se I**	**Se II**
	ppm	ppm	ppm	ppm	ppm	ppm	ppm	ppm	ppm
#1	47.77892	0.92099	4.60923	0.97321	0.94654	4.62483	0.51019	0.95578	0.97547
#2	47.69199	0.92066	4.58048	0.96486	0.94374	4.71708	0.50663	0.94506	0.96404
Mean	**47.73546**	**0.92082**	**4.59486**	**0.96903**	**0.94514**	**4.67096**	**0.50841**	**0.95042**	**0.96975**
%RSD	0.12876	0.02539	0.44236	0.60951	0.20978	1.39646	0.49459	0.79751	0.83330

	Si	**Sn**	**Sr**	**Th**	**Ti**	**Tl**	**U**	**V**	**Zn**
	ppm	ppm	ppm	ppm	ppm	ppm	ppm	ppm	ppm
#1	4.68237	0.94514	0.47681	0.28406	0.49845	0.48631	4.78793	0.48211	0.96232
#2	4.68268	0.95626	0.47574	0.28075	0.49585	0.48209	4.78554	0.48210	0.96254
Mean	**4.68252**	**0.95070**	**0.47627**	**0.28240**	**0.49715**	**0.48420**	**4.78674**	**0.48210**	**0.96243**
%RSD	0.00476	0.82725	0.15998	0.82873	0.36977	0.61555	0.03526	0.00032	0.01566

	Zr	**Pb**	**Se**
	ppm	calc	calc

HEADER INFROMATION FOR ANALYTICAL SEQUENCE MS080915A REM

STANDARD SOLUTIONS

ST080818-14 = 40 PPM - Al; 10 PPM - Pb; 4 PPM - As, Se; 2 PPM – Cd, Ag, Sb, U, Mo; 0.1 PPM – Tl, Th.
EXPIRES: 01/10/10.

CALIBRATION STANDARDS

HIGH STD (200 ppb - Al; 50 ppb - Pb; 20 ppb - As, Se; 10ppb – Cd, Ag, Sb, U, Mo; 0.5ppb – Tl, Th.) Made daily by diluting (ST080818-14) 200 fold, (0.05ml up to a 10 ml final volume).

HIGH/2 LEVEL STD (100 ppb - Al; 25 ppb - Pb; 10 ppb - As, Se; 5ppb –Cd, Ag, Sb, U, Mo; 0.25ppb – Tl, Th.) Made daily by diluting 5.0ml of the HIGH STD calibration standard up to a 10ml final volume, (400 fold dilution of ST080818-14).

MID LEVEL STD (40 ppb - Al; 10 ppb - Pb; 4 ppb - As, Se; 2ppb –Cd, Ag, Sb, U, Mo; 0.1ppb – Tl, Th.) Made daily by diluting 2.0ml of the HIGH STD calibration standard up to a 10ml final volume, (1000 fold dilution of ST080818-14).

LOW LEVEL STD (20 ppb - Al; 5 ppb - Pb; 2 ppb - As, Se; 1ppb – Cd, Ag, Sb, U, Mo; 0.05ppb – Tl, Th) Made daily by diluting 1.0ml of the HIGH STD calibration standard up to a 10ml final volume, (2000 fold dilution of ST080818-14).

LOW/2 LEVEL STD (10 ppb - Al; 2.5 ppb - Pb; 1 ppb - As, Se; 0.5ppb –Cd, Ag, Sb, U, Mo; 0.025ppb – Tl, Th.) Made daily by diluting 0.5ml of the HIGH STD calibration standard up to a 10ml final volume, (4000 fold dilution of ST080818-14).

LOW/10 LEVEL STD (2 ppb - Al; 0.5 ppb - Pb; 0.2 ppb - As, Se; 0.1ppb –Cd, Ag, Sb, U, Mo; 0.005ppb – Tl, Th.) Made daily by diluting 1.0ml of the LOW LEVEL STD calibration standard up to a 10ml final volume, (20,000 fold dilution of ST080818-14).

LOW/20 LEVEL STD (1 ppb - Al; 0.25 ppb - Pb; 0.1 ppb - As, Se; 0.05ppb –Cd, Ag, Sb, U, Mo; 0.0025ppb – Tl, Th.) Made daily by diluting 0.5ml of the LOW LEVEL STD calibration standard up to a 10ml final volume, (40,000 fold dilution of ST080818-14).

LOW/100 LEVEL STD (0.2 ppb - Al; 0.05 ppb - Pb; 0.02 ppb - As, Se; 0.01ppb –Cd, Ag, Sb, U, Mo; 0.0005ppb – Tl, Th.) Made daily by diluting 1.0ml of the LOW/10 LEVEL STD calibration standard up to a 10ml final volume, (200,000 fold dilution of ST080818-14).

INTERFERENCE CHECK SOLUTIONS

ICSA Made daily by diluting 0.1ml of (ST071130-3--EXPIRES: 11/01/08) up to a 10ml final volume, (100 fold dilution). The ICSA working solution contains the following elements and concentrations:

Element	Concentration (PPM)
Cl	212.15
Ca	30
Fe,Na	25
C	20
Al,K,Mg,P,S	10
Mo,Ti	0.2

ICSAB Made daily by diluting 0.1ml of (ST071130-3--EXPIRES: 11/01/08) and 2ml of the HIGH STD calibration standard up to a 10ml final volume. (This solution is a 100 fold dilution of ST071130-3 and a 1000 fold dilution of ST080818-14.) The ICSAB working solution contains the following elements and concentrations:

Element	Concentration (PPM)
Cl	212.15
Ca	30
Fe,Na	25
C	20
Al,K,Mg,P,S	10
Mo,Ti	0.2
Pb	0.01
As,Se	0.004
Ag,Sb,U,Cd	0.002
Tl,Th	0.0001

NOTE: When analyzing for As and/or Se, the ICSA and ICSAB solutions are passed through a cation exchange column.

ICSA_MO – Direct analysis of (ST080818-15 Expires 01-10-10). This solution is custom and made to be as close as possible to the ICSA above, without Mo. This ICSA working solution contains the following elements and concentrations:

Element	Concentration (PPM)
Ca	30
Fe,Na	25
Al,K,Mg,P	10
Ti	0.2

ICSAB_MO Made daily by diluting 0.04ml of (ST071130-7--EXPIRES: 01/23/09) up to a 10ml final volume with ICSA (Mo) solution above (ST080818-15 Expires 01-10-10). (This solution is a 250 fold dilution of ST071130-7.) This ICSAB working solution contains the following elements and concentrations:

Element	Concentration (PPM)
Ca	30
Fe,Na	25
Al,K,Mg,P	10
Ti	0.2
Mo	0.002
Pb	0.01
As,Se	0.004
Ag,Sb,U,Cd	0.002
Tl,Th	0.0001

CALIBRATION CHECK STANDARDS

ICV Made daily by diluting ICV second source intermediate (ST071130-7--EXPIRES: 01/23/09) 200 fold, (0.05ml up to a 10ml final volume). The ICV working solution contains the following elements and concentrations:

Element	Concentration (ppb)
Al	50
Pb	12.5
As,Se	5
Ag,Sb,U,Mo,Cd	2.5
Tl,Th	0.125

CCV Made daily by diluting 2.0ml of the HIGH STD calibration standard up to a 10ml final volume, (1000 fold dilution of ST080818-14). The CCV working solution contains the following elements and concentrations:

Element	Concentration (ppb)
Al	40
Pb	10
As,Se	4
Ag,Sb,U,Mo,Cd	2
Tl,Th	0.1

CRI_LOW/100 Re-analysis of the LOW/100 LEVEL STD (made daily as described above). The CRI working solution contains the following elements and concentrations:

Element	Concentration (ppb)
Al	0.2
As,Se	0.02
U,Mo,Cd,Ag,Sb	0.01
Pb	0.05
Tl,Th	0.0005

CRI_LOW/20 Re-analysis of the LOW/20 LEVEL STD (made daily as described above). The CRI working solution contains the following elements and concentrations:

Element	Concentration (ppb)
Al	1.0
As,Se	0.1
U,Mo,Cd,Ag,Sb	0.05
Pb	0.25
Tl,Th	0.0025

CRI_LOW/10 Re-analysis of the LOW/10 LEVEL STD (made daily as described above). The CRI working solution contains the following elements and concentrations:

Element	Concentration (ppb)
Al	2.0
As,Se	0.2
U,Mo,Cd,Ag,Sb	0.1
Pb	0.5
Tl,Th	0.0050

BLANK

ICB / CCB and all diluent – 1% HNO_3, 1% HCl in double deionized water.

INTERNAL STANDARDS

Internal Standard Intermediate (ST070904-12 --EXPIRES: 08/16/09) contains 1 PPM each of Bi, Rh, In; and 2 PPM each of Ga, Pt. This intermediate is added to all standards and samples in the same proportion of 1 on top of 100. Most often this is done by adding 0.05ml of Internal Standard Intermediate on top of 5ml of sample or standard. The final concentration of internal standard in the working solutions or samples is about 10 ppb In, Rh, Bi; and 20 ppb Ga, Pt.

ACID LOT NUMBERS

HNO_3 – G04026
HCl – G05039

PIPET ID NUMBERS

1.0 to 5.0ml -- M-66
0.1 to 1.0ml – M-60
0.01 to 0.1ml -- M-56

DILUTIONS

2X dilutions made by diluting 5ml of sample to a 10ml final volume.
5X dilutions made by diluting 1ml of sample to a 5ml final volume.
10X dilutions made by diluting 1ml of sample to a 10ml final volume.
50X dilutions made by diluting 0.1ml of sample to a 5ml final volume.
100X dilutions made by diluting 0.1ml of sample to a 10ml final volume.
200X dilutions made by diluting 0.05ml of sample to a 10ml final volume.

ANALYTICAL SPIKES

0809076-11 spiked for Ag and Cd at 2 ppb and Pb at 10 ppb by diluting 0.02ml of (ST071130-7 = 500 ppb Ag and Cd and 2.5 ppm Pb) up to a 5 ml final volume with the 10 fold dilution of the sample.

DAILY MAINTENANCE ITEMS

1. Check / change pump tubing
2. Check / empty drain containers
3. Tune instrument per manufacturer's procedures
4. Perform ten minute stability test (include results with data package)

MONTHLY MAINTENANCE ITEMS

1. Check / clean torch and cones for deposits
2. Check / clean nebulizer and spray chamber
3. Check / fill water recirculating reservoirs
4. Check / fill vacuum pump oil

COMMENTS

Tuning Method Report

Method: D:\MASSLYNX PROJECTS\AUG2002.PRO\ACQUDB\14AUGJTF TUNE

Printed: Mon Sep 15 11:58:45 2008

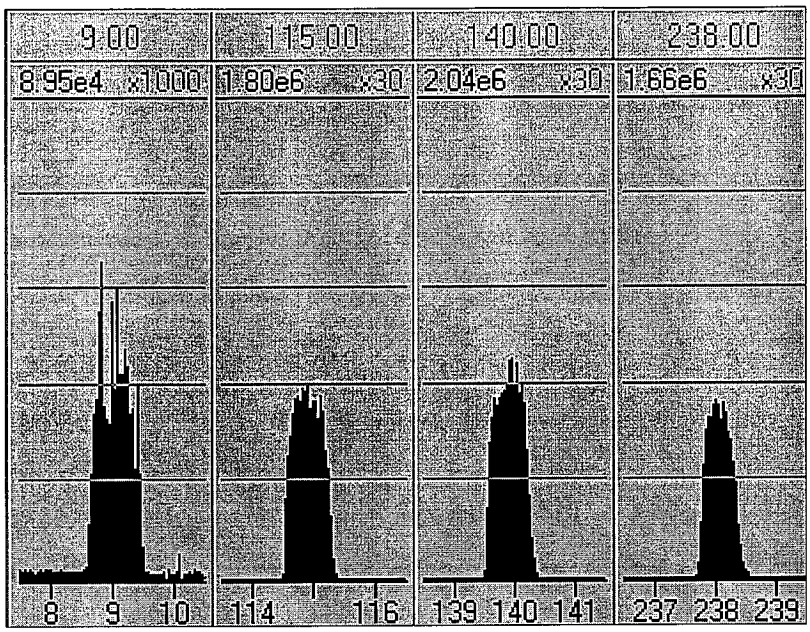

ANALYSER	Set	Rdbk
Cone Lens	75	-90
Hex Exit Lens	400	419
Hex Bias	0.2	
LM Resolution	12.5	
High Resolution	12.5	
Ion Energy	2.0	
Multiplier	530	-545

Pressures	Rdbk
Analyser Vacuum	2.6e-5

TORCH	Set	
X-Axis	2.27	2.23
Y-Axis	0.00	0.01
Z-Axis	0.45	0.46
Forward Power	1355	1347

GAS	Set	
Cool Gas	13.50	13.47
Intermediate Gas	0.72	0.72
Nebuliser Gas 1	0.72	0.72
Nebuliser Gas 2	0.00	0.01
Helium	5.0	5.0
Hydrogen	5.0	5.0
Hexapole Aux	0.00	0.34
Laser Gas	0.00	0.26

Quantify Compound Summary Report
15SEP08

Sample List: D:\MassLynx Projects\AUG2002.PRO\SampleDB\stability 15SEP08
Last modified: Mon Sep 15 11:58:56 2008
Method: D:\MassLynx Projects\AUG2002.PRO\MethDB\Tune QUANT
Last modified: Wed Mar 28 11:37:26 2007
Job Code:

Printed: Mon Sep 15 12:13:35 2008

Compound 1: 9Be

#	File name	Sample ID	PPB	CPS	IS CPS	%StdDev	Aq Date	
1	15SEP08 01			54205		0.054	15-Sep-08	11
2	15SEP08 02			54206		0.051	15-Sep-08	12
3	15SEP08 03			53985		0.048	15-Sep-08	12
4	15SEP08 04			53939		0.046	15-Sep-08	12
5	15SEP08 05			53651		0.047	15-Sep-08	12
6	15SEP08 06			53715		0.040	15-Sep-08	12
7	15SEP08 07			53689		0.051	15-Sep-08	12
8	15SEP08 08			54032		0.047	15-Sep-08	12
9	15SEP08 09			53987		0.045	15-Sep-08	12
10	15SEP08 10			54406		0.054	15-Sep-08	12

Sample List: D:\MassLynx Projects\AUG2002.PRO\SampleDB\stability 15SEP08
Last modified: Mon Sep 15 11:58:56 2008
Method: D:\MassLynx Projects\AUG2002.PRO\MethDB\Tune QUANT
Last modified: Wed Mar 28 11:37:26 2007
Job Code:

Printed: Mon Sep 15 12:13:35 2008

Compound 2: 24Mg

#	File name	Sample ID	PPB	CPS	IS CPS	%StdDev	Aq Date	
1	15SEP08 01			169024		0.028	15-Sep-08	11
2	15SEP08 02			167086		0.032	15-Sep-08	12
3	15SEP08 03			165184		0.026	15-Sep-08	12
4	15SEP08 04			165399		0.025	15-Sep-08	12
5	15SEP08 05			165637		0.030	15-Sep-08	12
6	15SEP08 06			165975		0.034	15-Sep-08	12
7	15SEP08 07			166249		0.029	15-Sep-08	12
8	15SEP08 08			165120		0.032	15-Sep-08	12
9	15SEP08 09			165458		0.028	15-Sep-08	12
10	15SEP08 10			165746		0.024	15-Sep-08	12

Quantify Compound Summary Report
15SEP08

Sample List: D:\MassLynx Projects\AUG2002.PRO\SampleDB\stability 15SEP08
Last modified: Mon Sep 15 11:58:56 2008
Method: D:\MassLynx Projects\AUG2002.PRO\MethDB\Tune QUANT
Last modified: Wed Mar 28 11:37:26 2007
Job Code:

Printed: Mon Sep 15 12:13:35 2008

Compound 3: 59Co

#	File name	Sample ID	PPB	CPS	IS CPS	%StdDev	Aq Date	
1	15SEP08 01			522336		0.016	15-Sep-08	11
2	15SEP08 02			518738		0.014	15-Sep-08	12
3	15SEP08 03			511410		0.017	15-Sep-08	12
4	15SEP08 04			513266		0.016	15-Sep-08	12
5	15SEP08 05			514135		0.013	15-Sep-08	12
6	15SEP08 06			513225		0.018	15-Sep-08	12
7	15SEP08 07			513861		0.015	15-Sep-08	12
8	15SEP08 08			514432		0.016	15-Sep-08	12
9	15SEP08 09			512878		0.016	15-Sep-08	12
10	15SEP08 10			513419		0.016	15-Sep-08	12

Quantify Compound Summary Report
15SEP08

Sample List: D:\MassLynx Projects\AUG2002.PRO\SampleDB\stability 15SEP08
Last modified: Mon Sep 15 11:58:56 2008
Method: D:\MassLynx Projects\AUG2002.PRO\MethDB\Tune QUANT
Last modified: Wed Mar 28 11:37:26 2007
Job Code:

Printed: Mon Sep 15 12:13:35 2008

Compound 4: 60Ni

#	File name	Sample ID	PPB	CPS	IS CPS	%StdDev	Aq Date	
1	15SEP08 01			99736		0.041	15-Sep-08	11
2	15SEP08 02			97817		0.044	15-Sep-08	12
3	15SEP08 03			97405		0.037	15-Sep-08	12
4	15SEP08 04			97897		0.039	15-Sep-08	12
5	15SEP08 05			96879		0.041	15-Sep-08	12
6	15SEP08 06			96802		0.032	15-Sep-08	12
7	15SEP08 07			97366		0.037	15-Sep-08	12
8	15SEP08 08			97527		0.043	15-Sep-08	12
9	15SEP08 09			98088		0.047	15-Sep-08	12
10	15SEP08 10			97352		0.039	15-Sep-08	12

Quantify Compound Summary Report
15SEP08

Sample List: D:\MassLynx Projects\AUG2002.PRO\SampleDB\stability 15SEP08
Last modified: Mon Sep 15 11:58:56 2008
Method: D:\MassLynx Projects\AUG2002.PRO\MethDB\Tune QUANT
Last modified: Wed Mar 28 11:37:26 2007
Job Code:

Printed: Mon Sep 15 12:13:35 2008

Compound 5: 115In

#	File name	Sample ID	PPB	CPS	IS CPS	%StdDev	Aq Date	
1	15SEP08 01			1669212		0.008	15-Sep-08	11
2	15SEP08 02			1651548		0.009	15-Sep-08	12
3	15SEP08 03			1640320		0.008	15-Sep-08	12
4	15SEP08 04			1630574		0.008	15-Sep-08	12
5	15SEP08 05			1632348		0.008	15-Sep-08	12
6	15SEP08 06			1625783		0.009	15-Sep-08	12
7	15SEP08 07			1620462		0.008	15-Sep-08	12
8	15SEP08 08			1624375		0.009	15-Sep-08	12
9	15SEP08 09			1633957		0.010	15-Sep-08	12
10	15SEP08 10			1624249		0.007	15-Sep-08	12

Sample List: D:\MassLynx Projects\AUG2002.PRO\SampleDB\stability 15SEP08
Last modified: Mon Sep 15 11:58:56 2008
Method: D:\MassLynx Projects\AUG2002.PRO\MethDB\Tune QUANT
Last modified: Wed Mar 28 11:37:26 2007
Job Code:

Printed: Mon Sep 15 12:13:35 2008

Compound 6: 140Ce

#	File name	Sample ID	PPB	CPS	IS CPS	%StdDev	Aq Date	
1	15SEP08 01			1926382		0.006	15-Sep-08	11
2	15SEP08 02			1908754		0.007	15-Sep-08	12
3	15SEP08 03			1894327		0.007	15-Sep-08	12
4	15SEP08 04			1882167		0.007	15-Sep-08	12
5	15SEP08 05			1884910		0.006	15-Sep-08	12
6	15SEP08 06			1883319		0.007	15-Sep-08	12
7	15SEP08 07			1874633		0.006	15-Sep-08	12
8	15SEP08 08			1874871		0.007	15-Sep-08	12
9	15SEP08 09			1882624		0.005	15-Sep-08	12
10	15SEP08 10			1883264		0.007	15-Sep-08	12

Sample List: D:\MassLynx Projects\AUG2002.PRO\SampleDB\stability 15SEP08
Last modified: Mon Sep 15 11:58:56 2008
Method: D:\MassLynx Projects\AUG2002.PRO\MethDB\Tune QUANT
Last modified: Wed Mar 28 11:37:26 2007
Job Code:

Printed: Mon Sep 15 12:13:35 2008

Compound 10: Lead

#	File name	Sample ID	PPB	CPS	IS CPS	%StdDev	Aq Date
1	15SEP08 01			1340613		0.000	15-Sep-08 11
2	15SEP08 02			1338112		0.000	15-Sep-08 12
3	15SEP08 03			1321920		0.000	15-Sep-08 12
4	15SEP08 04			1314926		0.000	15-Sep-08 12
5	15SEP08 05			1317317		0.000	15-Sep-08 12
6	15SEP08 06			1311597		0.000	15-Sep-08 12
7	15SEP08 07			1313796		0.000	15-Sep-08 12
8	15SEP08 08			1315707		0.000	15-Sep-08 12
9	15SEP08 09			1313215		0.000	15-Sep-08 12
10	15SEP08 10			1320800		0.000	15-Sep-08 12

Quantify Compound Summary Report
15SEP08

Sample List: D:\MassLynx Projects\AUG2002.PRO\SampleDB\stability 15SEP08
Last modified: Mon Sep 15 11:58:56 2008
Method: D:\MassLynx Projects\AUG2002.PRO\MethDB\Tune QUANT
Last modified: Wed Mar 28 11:37:26 2007
Job Code:

Printed: Mon Sep 15 12:13:35 2008

Compound 11: 209Bi

#	File name	Sample ID	PPB	CPS	IS CPS	%StdDev	Aq Date	
1	15SEP08 01			1158071		0.009	15-Sep-08	11
2	15SEP08 02			1153591		0.010	15-Sep-08	12
3	15SEP08 03			1144174		0.010	15-Sep-08	12
4	15SEP08 04			1137353		0.011	15-Sep-08	12
5	15SEP08 05			1131922		0.012	15-Sep-08	12
6	15SEP08 06			1130935		0.010	15-Sep-08	12
7	15SEP08 07			1130277		0.009	15-Sep-08	12
8	15SEP08 08			1144101		0.011	15-Sep-08	12
9	15SEP08 09			1137445		0.010	15-Sep-08	12
10	15SEP08 10			1140366		0.009	15-Sep-08	12

Quantify Compound Summary Report
15SEP08

Sample List: D:\MassLynx Projects\AUG2002.PRO\SampleDB\stability 15SEP08
Last modified: Mon Sep 15 11:58:56 2008
Method: D:\MassLynx Projects\AUG2002.PRO\MethDB\Tune QUANT
Last modified: Wed Mar 28 11:37:26 2007
Job Code:

Printed: Mon Sep 15 12:13:35 2008

Compound 12: 238U

#	File name	Sample ID	PPB	CPS	IS CPS	%StdDev	Aq Date
1	15SEP08 01			1557065		0.008	15-Sep-08 11
2	15SEP08 02			1542894		0.008	15-Sep-08 12
3	15SEP08 03			1535817		0.007	15-Sep-08 12
4	15SEP08 04			1530441		0.009	15-Sep-08 12
5	15SEP08 05			1531648		0.007	15-Sep-08 12
6	15SEP08 06			1514880		0.008	15-Sep-08 12
7	15SEP08 07			1517495		0.008	15-Sep-08 12
8	15SEP08 08			1522798		0.010	15-Sep-08 12
9	15SEP08 09			1527058		0.010	15-Sep-08 12
10	15SEP08 10			1523285		0.009	15-Sep-08 12

Quantify Compound Summary Report
15SEP08

Sample List: D:\MassLynx Projects\AUG2002.PRO\SampleDB\stability 15SEP08
Last modified: Mon Sep 15 11:58:56 2008
Method: D:\MassLynx Projects\AUG2002.PRO\MethDB\Tune QUANT
Last modified: Wed Mar 28 11:37:26 2007
Job Code:

Printed: Mon Sep 15 12:13:35 2008

Compound 13: 254UO

#	File name	Sample ID	PPB	CPS	IS CPS	%StdDev	Aq Date	
1	15SEP08 01			92938		0.041	15-Sep-08	11
2	15SEP08 02			92639		0.046	15-Sep-08	12
3	15SEP08 03			91389		0.050	15-Sep-08	12
4	15SEP08 04			91411		0.045	15-Sep-08	12
5	15SEP08 05			91270		0.055	15-Sep-08	12
6	15SEP08 06			91462		0.051	15-Sep-08	12
7	15SEP08 07			91823		0.053	15-Sep-08	12
8	15SEP08 08			90767		0.050	15-Sep-08	12
9	15SEP08 09			92970		0.053	15-Sep-08	12
10	15SEP08 10							

Sample List: D:\MassLynx Projects\AUG2002.PRO\SampleDB\stability 15SEP08
Last modified: Mon Sep 15 11:58:56 2008
Method: D:\MassLynx Projects\AUG2002.PRO\MethDB\Tune QUANT
Last modified: Wed Mar 28 11:37:26 2007
Job Code:

Printed: Mon Sep 15 12:13:35 2008

Compound 14: 220BKGD

#	File name	Sample ID	PPB	CPS	IS CPS	%StdDev	Aq Date	
1	15SEP08 01			45		6.937	15-Sep-08	11
2	15SEP08 02			41		9.255	15-Sep-08	12
3	15SEP08 03			45		9.458	15-Sep-08	12
4	15SEP08 04			42		8.879	15-Sep-08	12
5	15SEP08 05			47		8.880	15-Sep-08	12
6	15SEP08 06			40		11.096	15-Sep-08	12
7	15SEP08 07			46		8.473	15-Sep-08	12
8	15SEP08 08			51		8.219	15-Sep-08	12
9	15SEP08 09			40		8.030	15-Sep-08	12
10	15SEP08 10			46		8.201	15-Sep-08	12

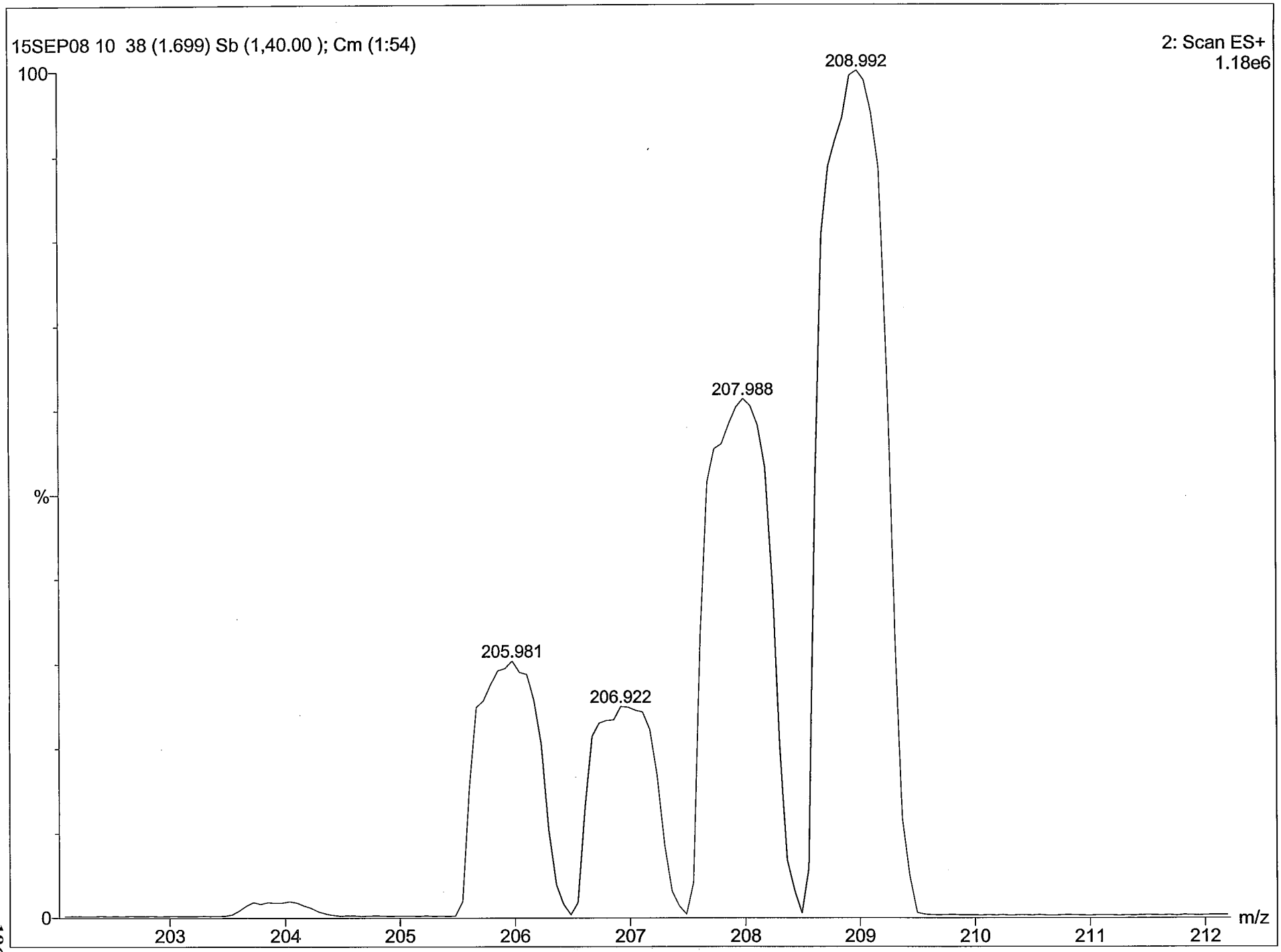
15SEP08 10 38 (1.699) Sb (1,40.00); Cm (1:54)
2: Scan ES+
1.18e6
100
%
0
208.992
207.988
205.981
206.922
203
204
205
206
207
208
209
210
211
212
m/z

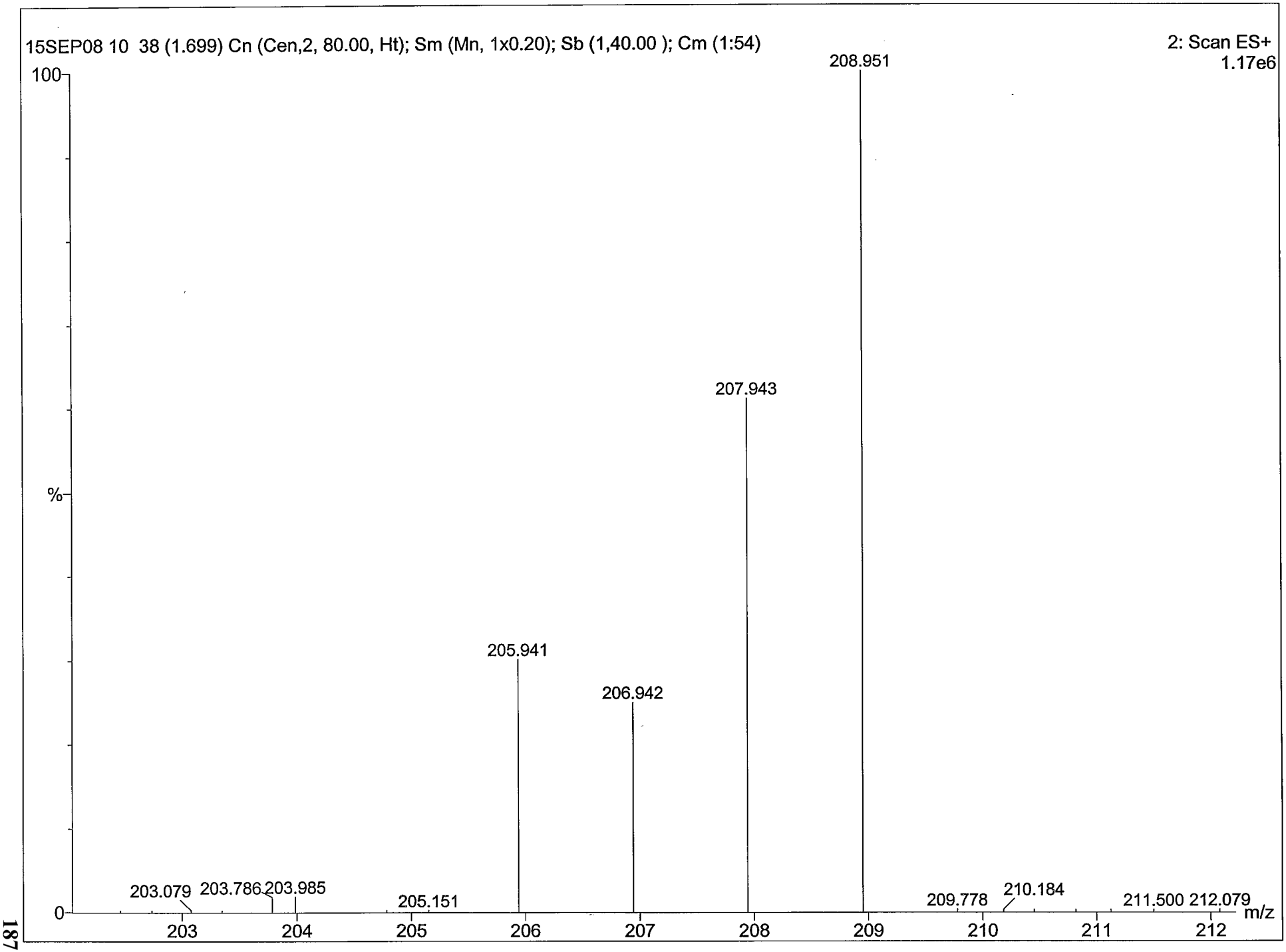
15SEP08 10 38 (1.699) Cn (Cen,2, 80.00, Ht); Sm (Mn, 1x0.20); Sb (1,40.00); Cm (1:54)
2: Scan ES+
1.17e6
100
%
0
208.951
207.943
205.941
206.942
203.079
203.786
203.985
205.151
209.778
210.184
211.500
212.079
m/z
203
204
205
206
207
208
209
210
211
212

Quantify Compound Summary Report
15SEP08A

Sample List: D:\MassLynx Projects\AUG2002.PRO\SampleDB\15SEP08A
Last modified: Mon Sep 15 16:40:38 2008
Method: D:\MassLynx Projects\AUG2002.PRO\MethDB\CD_SB_TL_U_PB_MO_AG_AS_SE+IS
Last modified: Tue Sep 16 10:04:10 2008
Job Code:

Printed: Tue Sep 16 10:05:22 2008

Compound 19: 75As

#	File name	Sample ID	PPB	CPS	IS CPS	%StdDev	Aq Date	AqTime	IS#
1	15SEP08A 01	RINSE	0.015388	1006	698996	1.645	15-Sep-08	12:38:06	13
2	15SEP08A 02	RINSE	0	857	696320	1.876	15-Sep-08	12:40:23	13
3	15SEP08A 03	RINSE	0.031828	1133	701743	1.118	15-Sep-08	12:42:57	13
4	15SEP08A 04	RINSE	0	881	698322	1.896	15-Sep-08	12:45:59	13
5	15SEP08A 05	0 STD	0	807	697577	2.105	15-Sep-08	12:49:02	13
6	15SEP08A 06	L/100 STD	0.025766	1075	693597	1.366	15-Sep-08	12:52:04	13
7	15SEP08A 07	L/20 STD	0.11484	1713	685126	0.564	15-Sep-08	12:55:07	13
8	15SEP08A 08	L/10 STD	0.22989	2576	690804	0.546	15-Sep-08	12:58:11	13
9	15SEP08A 09	LOW/2 STD	0.99590	8345	698787	0.185	15-Sep-08	13:01:14	13
10	15SEP08A 10	LOW STD	1.9480	15635	703535	0.151	15-Sep-08	13:04:17	13
11	15SEP08A 11	MID STD	3.9842	31217	702348	0.095	15-Sep-08	13:07:21	13
12	15SEP08A 12	HIGH/2 STD	10.027	77665	696111	0.041	15-Sep-08	13:10:38	13
13	15SEP08A 13	HIGH STD	19.994	157312	710563	0.033	15-Sep-08	13:14:55	13
14	15SEP08A 14	HIGH STD READBACK	20.352	158825	705210	0.032	15-Sep-08	13:20:13	13
15	15SEP08A 15	ICV	5.2539	40996	701533	0.067	15-Sep-08	13:24:30	13
16	15SEP08A 16	ICB	0.042653	1192	689012	0.859	15-Sep-08	13:31:28	13
17	15SEP08A 17	CRI_L/20	0.13661	1874	685778	0.709	15-Sep-08	13:36:46	13
18	15SEP08A 18	ICSA ①	7.3149	53369	656407	0.061	15-Sep-08	13:39:51	13
19	15SEP08A 19	ICSAB	11.476	83375	652660	0.050	15-Sep-08	13:42:54	13
20	15SEP08A 20	F080911-1MB 10X	0.033306	1137	697414	1.287	15-Sep-08	13:45:58	13
21	15SEP08A 21	F080912-1MB 10X	0.025298	1087	703604	0.814	15-Sep-08	13:50:44	13
22	15SEP08A 22	0809060-1 10X	3.2835	26017	707631	0.096	15-Sep-08	13:53:48	13
23	15SEP08A 23	0809060-2 10X	1.9561	15856	710656	0.163	15-Sep-08	13:56:54	13
24	15SEP08A 24	0809060-3 10X	5.6088	43857	703255	0.067	15-Sep-08	13:59:59	13
25	15SEP08A 25	0809060-4 10X	1.9315	15674	711005	0.182	15-Sep-08	14:03:05	13
26	15SEP08A 26	0809060-6 10X	3.3802	26296	695203	0.106	15-Sep-08	14:06:11	13
27	15SEP08A 27	CCV	4.1178	32033	697670	0.078	15-Sep-08	14:09:17	13
28	15SEP08A 28	CCB	0.030460	1105	690642	0.909	15-Sep-08	14:15:00	13
29	15SEP08A 29	0809060-7 10X	3.6977	28817	697693	0.078	15-Sep-08	14:18:04	13
30	15SEP08A 30	0809060-8 10X	6.5169	49792	687430	0.060	15-Sep-08	14:21:10	13
31	15SEP08A 31	0809076-1 10X	3.1996	24669	688128	0.097	15-Sep-08	14:24:15	13

① = do not use for As

Quantify Compound Summary Report
15SEP08A

Sample List: D:\MassLynx Projects\AUG2002.PRO\SampleDB\15SEP08A
Last modified: Mon Sep 15 16:40:38 2008
Method: D:\MassLynx Projects\AUG2002.PRO\MethDB\CD_SB_TL_U_PB_MO_AG_AS_SE+IS
Last modified: Tue Sep 16 10:04:10 2008
Job Code:

Printed: Tue Sep 16 10:05:22 2008

Compound 19: 75As

#	File name	Sample ID	PPB	CPS	IS CPS	%StdDev	Aq Date	AqTime	IS#
32	15SEP08A 32	0809076-2 10X	3.1154	24156	691572	0.090	15-Sep-08	14:27:18	13
33	15SEP08A 33	0809076-3 10X	3.0003	23070	685149	0.107	15-Sep-08	14:30:22	13
34	15SEP08A 34	0809076-4 10X	1.5581	12384	687849	0.138	15-Sep-08	14:33:26	13
35	15SEP08A 35	0809076-5 10X	6.8909	53073	692969	0.062	15-Sep-08	14:36:31	13
36	15SEP08A 36	0809076-6 10X	4.5870	35354	692154	0.105	15-Sep-08	14:39:35	13
37	15SEP08A 37	0809076-7 10X	2.4301	19209	699578	0.115	15-Sep-08	14:42:40	13
38	15SEP08A 38	0809076-8 10X	3.1014	24142	694202	0.108	15-Sep-08	14:45:46	13
39	15SEP08A 39	CCV	4.1251	31645	688012	0.095	15-Sep-08	14:48:52	13
40	15SEP08A 40	CCB	0.027899	1066	677842	1.178	15-Sep-08	14:51:57	13
41	15SEP08A 41	0809076-9 10X	3.0090	23528	696786	0.090	15-Sep-08	14:56:43	13
42	15SEP08A 42	0809076-10 10X	3.0874	24046	694505	0.122	15-Sep-08	14:59:49	13
43	15SEP08A 43	0809076-11 10X	3.2534	25013	686452	0.125	15-Sep-08	15:02:55	13
44	15SEP08A 44	0809076-11L 50X	0.68490	5929	689338	0.248	15-Sep-08	15:06:03	13
45	15SEP08A 45	0809076-11MS 10X	7.8170	58625	674653	0.073	15-Sep-08	15:09:08	13
46	15SEP08A 46	0809076-11MSD 10X	7.6772	57779	677050	0.059	15-Sep-08	15:12:12	13
47	15SEP08A 47	CCV	4.1031	31364	685498	0.091	15-Sep-08	15:15:16	13
48	15SEP08A 48	CCB	0.010091	927	670418	1.889	15-Sep-08	15:25:15	13
49	15SEP08A 49	ICSA_CEC	0	874	688803	1.914	15-Sep-08	15:31:17	13
50	15SEP08A 50	ICSAB_CEC	3.9316	30235	689199	0.093	15-Sep-08	15:34:21	13
51	15SEP08A 51	F080911-1MB 10X	0.0060181	914	682450	1.900	15-Sep-08	15:37:26	13
52	15SEP08A 52	F080912-1MB 10X	0.0071706	935	691782	1.674	15-Sep-08	15:40:31	13
53	15SEP08A 53	IP080915-21LCS 10X	4.0705	31364	690921	0.076	15-Sep-08	15:43:37	13
54	15SEP08A 54	0809060-1 10X	1.7686	14199	700114	0.166	15-Sep-08	16:30:15	13
55	15SEP08A 55	0809060-2 10X	0.38627	3742	692806	0.355	15-Sep-08	16:33:19	13
56	15SEP08A 56	0809060-3 10X	4.3140	33627	699508	0.080	15-Sep-08	16:36:24	13
57	15SEP08A 57	0809060-4 10X	0.36222	3565	693062	0.484	15-Sep-08	16:40:54	13
58	15SEP08A 58	0809060-6 10X	1.9340	15226	689827	0.139	15-Sep-08	16:43:33	13
59	15SEP08A 59	CCV	4.0543	30718	679354	0.086	15-Sep-08	16:46:21	13
60	15SEP08A 60	CCB	0.0069966	916	678656	1.719	15-Sep-08	16:49:07	13
61	15SEP08A 61	0809060-7 10X	0.18220	2201	683636	0.662	15-Sep-08	16:52:37	13
62	15SEP08A 62	0809060-8 10X	2.3882	18556	687197	0.138	15-Sep-08	16:55:23	13

RFM 9/16/08

① = do not use for As

Quantify Compound Summary Report
15SEP08A

Sample List: D:\MassLynx Projects\AUG2002.PRO\SampleDB\15SEP08A
Last modified: Mon Sep 15 16:40:38 2008
Method: D:\MassLynx Projects\AUG2002.PRO\MethDB\CD_SB_TL_U_PB_MO_AG_AS_SE+IS
Last modified: Tue Sep 16 10:04:10 2008
Job Code:

Printed: Tue Sep 16 10:05:22 2008

Compound 19: 75As

#	File name	Sample ID	PPB	CPS	IS CPS	%StdDev	Aq Date	AqTime	IS#
63	15SEP08A 63	0809076-1 10X	0.39579	3774	685801	0.488	15-Sep-08	16:58:10	13
64	15SEP08A 64	0809076-2 10X	0.33999	3375	687919	0.423	15-Sep-08	17:00:57	13
65	15SEP08A 65	0809076-3 10X	0.37449	3609	684148	0.416	15-Sep-08	17:03:45	13
66	15SEP08A 66	0809076-4 10X	0.17995	2211	691898	0.667	15-Sep-08	17:06:33	13
67	15SEP08A 67	0809076-5 10X	0.33695	3408	699276	0.414	15-Sep-08	17:09:21	13
68	15SEP08A 68	0809076-6 10X	0.31669	3190	685010	0.476	15-Sep-08	17:12:10	13
69	15SEP08A 69	0809076-7 10X	0.10671	1665	689850	0.806	15-Sep-08	17:14:58	13
70	15SEP08A 70	0809076-8 10X	0.30774	3130	686220	0.446	15-Sep-08	17:17:47	13
71	15SEP08A 71	CCV	4.0511	30621	677725	0.088	15-Sep-08	17:20:36	13
72	15SEP08A 72	CCB	0.025830	1036	668137	0.683	15-Sep-08	17:23:24	13
73	15SEP08A 73	0809076-9 10X	0.33723	3348	686546	0.321	15-Sep-08	17:26:54	13
74	15SEP08A 74	0809076-10 10X	0.28585	2947	681053	0.517	15-Sep-08	17:29:43	13
75	15SEP08A 75	0809076-11 10X	0.20945	2386	679657	0.501	15-Sep-08	17:32:32	13
76	15SEP08A 76	0809076-11L 50X	0.044496	1186	677842	0.839	15-Sep-08	17:35:19	13
77	15SEP08A 77	0809076-11MS 10X	4.2926	32474	678842	0.093	15-Sep-08	17:38:06	13
78	15SEP08A 78	0809076-11MSD 10X	4.3756	32972	676352	0.088	15-Sep-08	17:40:54	13
79	15SEP08A 79	CCV	4.0101	30251	676282	0.096	15-Sep-08	17:43:42	13
80	15SEP08A 80	CCB	0.018820	989	670138	1.621	15-Sep-08	17:46:31	13
81	15SEP08A 81	RINSE							

9-16

Quantify Compound Summary Report
15SEP08A

Sample List: D:\MassLynx Projects\AUG2002.PRO\SampleDB\15SEP08A
Last modified: Mon Sep 15 16:40:38 2008
Method: D:\MassLynx Projects\AUG2002.PRO\MethDB\CD_SB_TL_U_PB_MO_AG_AS_SE+IS
Last modified: Tue Sep 16 10:04:10 2008
Job Code:

Printed: Tue Sep 16 10:05:22 2008

Compound 3: 78Se

#	File name	Sample ID	PPB	CPS	IS CPS	%StdDev	Aq Date	AqTime	IS#
1	15SEP08A 01	RINSE	0.0086338	199	698996	2.321	15-Sep-08	12:38:06	13
2	15SEP08A 02	RINSE	0.0071802	195	696320	1.918	15-Sep-08	12:40:23	13
3	15SEP08A 03	RINSE	0.0038305	189	701743	2.300	15-Sep-08	12:42:57	13
4	15SEP08A 04	RINSE	0.010510	203	698322	2.182	15-Sep-08	12:45:59	13
5	15SEP08A 05	0 STD	0.0065740	194	697577	2.482	15-Sep-08	12:49:02	13
6	15SEP08A 06	L/100 STD	0.021945	227	693597	2.035	15-Sep-08	12:52:04	13
7	15SEP08A 07	L/20 STD	0.068817	327	685126	1.438	15-Sep-08	12:55:07	13
8	15SEP08A 08	L/10 STD	0.16160	535	690804	2.461	15-Sep-08	12:58:11	13
9	15SEP08A 09	LOW/2 STD	1.0791	2606	698787	0.387	15-Sep-08	13:01:14	13
10	15SEP08A 10	LOW STD	2.0033	4738	703535	0.296	15-Sep-08	13:04:17	13
11	15SEP08A 11	MID STD	3.9906	9329	702348	0.183	15-Sep-08	13:07:21	13
12	15SEP08A 12	HIGH/2 STD	9.9925	23366	696111	0.088	15-Sep-08	13:10:38	13
13	15SEP08A 13	HIGH STD	20.002	48108	710563	0.059	15-Sep-08	13:14:55	13
14	15SEP08A 14	HIGH STD READBACK	20.314	48483	705210	0.065	15-Sep-08	13:20:13	13
15	15SEP08A 15	ICV	5.0971	11907	701533	0.141	15-Sep-08	13:24:30	13
16	15SEP08A 16	ICB	0.026708	236	689012	1.707	15-Sep-08	13:31:28	13
17	15SEP08A 17	CRI_L/20	0.086439	366	685778	1.679	15-Sep-08	13:36:46	13
18	15SEP08A 18	ICSA (1)	0.065822	307	656407	1.680	15-Sep-08	13:39:51	13
19	15SEP08A 19	ICSAB	4.1317	8975	652660	0.220	15-Sep-08	13:42:54	13
20	15SEP08A 20	F080911-1MB 10X	0.022730	230	697414	1.739	15-Sep-08	13:45:58	13
21	15SEP08A 21	F080912-1MB 10X	0.010717	205	703604	1.998	15-Sep-08	13:50:44	13
22	15SEP08A 22	0809060-1 10X	0.79133	1981	707631	0.463	15-Sep-08	13:53:48	13
23	15SEP08A 23	0809060-2 10X	0.10214	415	710656	1.381	15-Sep-08	13:56:54	13
24	15SEP08A 24	0809060-3 10X	0.67723	1710	703255	0.675	15-Sep-08	13:59:59	13
25	15SEP08A 25	0809060-4 10X	0.10029	411	711005	1.109	15-Sep-08	14:03:05	13
26	15SEP08A 26	0809060-6 10X	1.3114	3116	695203	0.417	15-Sep-08	14:06:11	13
27	15SEP08A 27	CCV	4.2446	9856	697670	0.176	15-Sep-08	14:09:17	13
28	15SEP08A 28	CCB	0.021930	226	690642	2.118	15-Sep-08	14:15:00	13
29	15SEP08A 29	0809060-7 10X	0.15161	518	697693	2.620	15-Sep-08	14:18:04	13
30	15SEP08A 30	0809060-8 10X	0.49898	1277	687430	0.691	15-Sep-08	14:21:10	13
31	15SEP08A 31	0809076-1 10X	0.051822	291	688128	1.823	15-Sep-08	14:24:15	13

(1) = do not use for Se

Quantify Compound Summary Report
15SEP08A

Sample List: D:\MassLynx Projects\AUG2002.PRO\SampleDB\15SEP08A
Last modified: Mon Sep 15 16:40:38 2008
Method: D:\MassLynx Projects\AUG2002.PRO\MethDB\CD_SB_TL_U_PB_MO_AG_AS_SE+IS
Last modified: Tue Sep 16 10:04:10 2008
Job Code:

Printed: Tue Sep 16 10:05:22 2008

Compound 3: 78Se

#	File name	Sample ID	PPB	CPS	IS CPS	%StdDev	Aq Date	AqTime	IS#
32	15SEP08A 32	0809076-2 10X ①	0.055230	300	691572	1.645	15-Sep-08	14:27:18	13
33	15SEP08A 33	0809076-3 10X	0.045100	275	685149	1.668	15-Sep-08	14:30:22	13
34	15SEP08A 34	0809076-4 10X	0.086391	367	687849	1.457	15-Sep-08	14:33:26	13
35	15SEP08A 35	0809076-5 10X	0.075244	345	692969	1.554	15-Sep-08	14:36:31	13
36	15SEP08A 36	0809076-6 10X	0.10882	419	692154	1.420	15-Sep-08	14:39:35	13
37	15SEP08A 37	0809076-7 10X	0.064397	324	699578	1.562	15-Sep-08	14:42:40	13
38	15SEP08A 38	0809076-8 10X	0.10016	401	694202	1.491	15-Sep-08	14:45:46	13
39	15SEP08A 39	CCV	4.2155	9653	688012	0.182	15-Sep-08	14:48:52	13
40	15SEP08A 40	CCB	0.016484	210	677842	2.261	15-Sep-08	14:51:57	13
41	15SEP08A 41	0809076-9 10X	0.082909	364	696786	1.338	15-Sep-08	14:56:43	13
42	15SEP08A 42	0809076-10 10X	0.064105	321	694505	1.645	15-Sep-08	14:59:49	13
43	15SEP08A 43	0809076-11 10X	0.047593	281	686452	1.674	15-Sep-08	15:02:55	13
44	15SEP08A 44	0809076-11L 50X	0.018950	219	689338	1.758	15-Sep-08	15:06:03	13
45	15SEP08A 45	0809076-11MS 10X	4.6023	10335	674653	0.168	15-Sep-08	15:09:08	13
46	15SEP08A 46	0809076-11MSD 10X	4.6325	10440	677050	0.163	15-Sep-08	15:12:12	13
47	15SEP08A 47	CCV	4.2792	9763	685498	0.172	15-Sep-08	15:15:16	13
48	15SEP08A 48	CCB	0.018489	212	670418	2.237	15-Sep-08	15:25:15	13
49	15SEP08A 49	ICSA_CEC	0.014489	209	688803	1.822	15-Sep-08	15:31:17	13
50	15SEP08A 50	ICSAB_CEC	4.0280	9240	689199	0.183	15-Sep-08	15:34:21	13
51	15SEP08A 51	F080911-1MB 10X	0.030027	241	682450	2.128	15-Sep-08	15:37:26	13
52	15SEP08A 52	F080912-1MB 10X	0.014984	211	691782	1.933	15-Sep-08	15:40:31	13
53	15SEP08A 53	IP080915-21LCS 10X	4.1077	9446	690921	0.163	15-Sep-08	15:43:37	13
54	15SEP08A 54	0809060-1 10X	0.78736	1951	700114	0.595	15-Sep-08	16:30:15	13
55	15SEP08A 55	0809060-2 10X	0.089707	377	692806	1.323	15-Sep-08	16:33:19	13
56	15SEP08A 56	0809060-3 10X	0.63957	1616	699508	0.790	15-Sep-08	16:36:24	13
57	15SEP08A 57	0809060-4 10X	0.087391	372	693062	1.253	15-Sep-08	16:40:54	13
58	15SEP08A 58	0809060-6 10X	1.2721	3004	689827	0.426	15-Sep-08	16:43:33	13
59	15SEP08A 59	CCV	4.2644	9642	679354	0.172	15-Sep-08	16:46:21	13
60	15SEP08A 60	CCB	0.023276	225	678656	2.082	15-Sep-08	16:49:07	13
61	15SEP08A 61	0809060-7 10X	0.079195	349	683636	1.743	15-Sep-08	16:52:37	13
62	15SEP08A 62	0809060-8 10X	0.39869	1055	687197	0.870	15-Sep-08	16:55:23	13

RVM 9/16/08

① = do not use for Se

Quantify Compound Summary Report
15SEP08A

Sample List: D:\MassLynx Projects\AUG2002.PRO\SampleDB\15SEP08A
Last modified: Mon Sep 15 16:40:38 2008
Method: D:\MassLynx Projects\AUG2002.PRO\MethDB\CD_SB_TL_U_PB_MO_AG_AS_SE+IS
Last modified: Tue Sep 16 10:04:10 2008
Job Code:

Printed: Tue Sep 16 10:05:22 2008

Compound 3: 78Se

#	File name	Sample ID	PPB	CPS	IS CPS	%StdDev	Aq Date	AqTime	IS#
63	15SEP08A 63	0809076-1 10X	0.026298	234	685801	2.079	15-Sep-08	16:58:10	13
64	15SEP08A 64	0809076-2 10X	0.020517	222	687919	1.982	15-Sep-08	17:00:57	13
65	15SEP08A 65	0809076-3 10X	0.021530	223	684148	2.045	15-Sep-08	17:03:45	13
66	15SEP08A 66	0809076-4 10X	0.060134	311	691898	1.604	15-Sep-08	17:06:33	13
67	15SEP08A 67	0809076-5 10X	0.010386	203	699276	2.051	15-Sep-08	17:09:21	13
68	15SEP08A 68	0809076-6 10X	0.068386	326	685010	1.331	15-Sep-08	17:12:10	13
69	15SEP08A 69	0809076-7 10X	0.030656	245	689850	1.668	15-Sep-08	17:14:58	13
70	15SEP08A 70	0809076-8 10X	0.078139	348	686220	1.585	15-Sep-08	17:17:47	13
71	15SEP08A 71	CCV	4.2755	9644	677725	0.165	15-Sep-08	17:20:36	13
72	15SEP08A 72	CCB	0.021633	218	668137	2.397	15-Sep-08	17:23:24	13
73	15SEP08A 73	0809076-9 10X	0.061228	311	686546	1.352	15-Sep-08	17:26:54	13
74	15SEP08A 74	0809076-10 10X	0.044478	272	681053	1.511	15-Sep-08	17:29:43	13
75	15SEP08A 75	0809076-11 10X	0.023583	226	679657	2.270	15-Sep-08	17:32:32	13
76	15SEP08A 76	0809076-11L 50X	0.010950	198	677842	2.013	15-Sep-08	17:35:19	13
77	15SEP08A 77	0809076-11MS 10X	4.1746	9432	678842	0.161	15-Sep-08	17:38:06	13
78	15SEP08A 78	0809076-11MSD 10X	4.1558	9355	676352	0.175	15-Sep-08	17:40:54	13
79	15SEP08A 79	CCV	4.2136	9484	676282	0.147	15-Sep-08	17:43:42	13
80	15SEP08A 80	CCB	0.023194	222	670138	2.281	15-Sep-08	17:46:31	13
81	15SEP08A 81	RINSE							

REM 9-16-08

Quantify Compound Summary Report
15SEP08A

Sample List: D:\MassLynx Projects\AUG2002.PRO\SampleDB\15SEP08A
Last modified: Mon Sep 15 16:40:38 2008
Method: D:\MassLynx Projects\AUG2002.PRO\MethDB\CD_SB_TL_U_PB_MO_AG_AS_SE+IS
Last modified: Tue Sep 16 10:04:10 2008
Job Code:

Printed: Tue Sep 16 10:05:22 2008

Compound 6: 1Cadmium

#	File name	Sample ID	PPB	CPS	IS CPS	%StdDev	Aq Date	AqTime	IS#
1	15SEP08A 01	RINSE	0.0020732	62	1575028	0.000	15-Sep-08	12:38:06	1
2	15SEP08A 02	RINSE	0.0027640	70	1560483	0.000	15-Sep-08	12:40:23	1
3	15SEP08A 03	RINSE	0.0025794	68	1567232	0.000	15-Sep-08	12:42:57	1
4	15SEP08A 04	RINSE	0.0024454	66	1559482	0.000	15-Sep-08	12:45:59	1
5	15SEP08A 05	0 STD	0.0028449	70	1538607	0.000	15-Sep-08	12:49:02	1
6	15SEP08A 06	L/100 STD	0.0096329	154	1548148	0.000	15-Sep-08	12:52:04	1
7	15SEP08A 07	L/20 STD	0.037242	486	1526226	0.000	15-Sep-08	12:55:07	1
8	15SEP08A 08	L/10 STD	0.10013	1262	1539188	0.000	15-Sep-08	12:58:11	1
9	15SEP08A 09	LOW/2 STD	0.49959	6253	1549103	0.000	15-Sep-08	13:01:14	1
10	15SEP08A 10	LOW STD	0.99161	12527	1551174	0.000	15-Sep-08	13:04:17	1
11	15SEP08A 11	MID STD	2.0376	26007	1538327	0.000	15-Sep-08	13:07:21	1
12	15SEP08A 12	HIGH/2 STD	4.9800	65971	1539002	0.000	15-Sep-08	13:10:38	1
13	15SEP08A 13	HIGH STD	10.004	134542	1554292	0.000	15-Sep-08	13:14:55	1
14	15SEP08A 14	HIGH STD READBACK	9.9463	134156	1558272	0.000	15-Sep-08	13:20:13	1
15	15SEP08A 15	ICV	2.5546	32852	1537187	0.000	15-Sep-08	13:24:30	1
16	15SEP08A 16	ICB	0.0069046	118	1521385	0.000	15-Sep-08	13:31:28	1
17	15SEP08A 17	CRI_L/20	0.046033	595	1530880	0.000	15-Sep-08	13:36:46	1
18	15SEP08A 18	ICSA	0	28	1424407	0.000	15-Sep-08	13:39:51	1
19	15SEP08A 19	ICSAB	1.9079	22405	1418473	0.000	15-Sep-08	13:42:54	1
20	15SEP08A 20	F080911-1MB 10X	0.0043805	89	1541772	0.000	15-Sep-08	13:45:58	1
21	15SEP08A 21	F080912-1MB 10X	0.0026537	67	1532230	0.000	15-Sep-08	13:50:44	1
22	15SEP08A 22	0809060-1 10X	0.0071427	124	1559343	0.000	15-Sep-08	13:53:48	1
23	15SEP08A 23	0809060-2 10X	0.0021171	62	1566743	0.000	15-Sep-08	13:56:54	1
24	15SEP08A 24	0809060-3 10X	0.015361	225	1551290	0.000	15-Sep-08	13:59:59	1
25	15SEP08A 25	0809060-4 10X	0.0030642	72	1529763	0.000	15-Sep-08	14:03:05	1
26	15SEP08A 26	0809060-6 10X	0.030123	400	1527831	0.000	15-Sep-08	14:06:11	1
27	15SEP08A 27	CCV	2.0368	25639	1517196	0.000	15-Sep-08	14:09:17	1
28	15SEP08A 28	CCB	0.0044022	87	1509795	0.000	15-Sep-08	14:15:00	1
29	15SEP08A 29	0809060-7 10X	0.0057440	104	1521129	0.000	15-Sep-08	14:18:04	1
30	15SEP08A 30	0809060-8 10X	0.021923	298	1512192	0.000	15-Sep-08	14:21:10	1
31	15SEP08A 31	0809076-1 10X	0.0018124	56	1517661	0.000	15-Sep-08	14:24:15	1

Quantify Compound Summary Report
15SEP08A

Sample List: D:\MassLynx Projects\AUG2002.PRO\SampleDB\15SEP08A
Last modified: Mon Sep 15 16:40:38 2008
Method: D:\MassLynx Projects\AUG2002.PRO\MethDB\CD_SB_TL_U_PB_MO_AG_AS_SE+IS
Last modified: Tue Sep 16 10:04:10 2008
Job Code:

Printed: Tue Sep 16 10:05:22 2008

Compound 6: 1Cadmium

#	File name	Sample ID	PPB	CPS	IS CPS	%StdDev	Aq Date	AqTime	IS#
32	15SEP08A 32	0809076-2 10X	0.0016207	54	1507561	0.000	15-Sep-08	14:27:18	1
33	15SEP08A 33	0809076-3 10X	0.0019223	57	1496762	0.000	15-Sep-08	14:30:22	1
34	15SEP08A 34	0809076-4 10X	0.0022458	62	1521687	0.000	15-Sep-08	14:33:26	1
35	15SEP08A 35	0809076-5 10X	0.0067339	113	1489292	0.000	15-Sep-08	14:36:31	1
36	15SEP08A 36	0809076-6 10X	0.0055764	101	1501533	0.000	15-Sep-08	14:39:35	1
37	15SEP08A 37	0809076-7 10X	0.0035848	78	1515171	0.000	15-Sep-08	14:42:40	1
38	15SEP08A 38	0809076-8 10X	0.0047455	90	1497716	0.000	15-Sep-08	14:45:46	1
39	15SEP08A 39	CCV	2.0323	25166	1492596	0.000	15-Sep-08	14:48:52	1
40	15SEP08A 40	CCB	0.0043297	85	1488873	0.000	15-Sep-08	14:51:57	1
41	15SEP08A 41	0809076-9 10X	0.0058907	105	1517359	0.000	15-Sep-08	14:56:43	1
42	15SEP08A 42	0809076-10 10X	0.0032972	74	1509795	0.000	15-Sep-08	14:59:49	1
43	15SEP08A 43	0809076-11 10X	0.0024620	63	1498252	0.000	15-Sep-08	15:02:55	1
44	15SEP08A 44	0809076-11L 50X	0.0038050	80	1507026	0.000	15-Sep-08	15:06:03	1
45	15SEP08A 45	0809076-11MS 10X	2.1241	26143	1481309	0.000	15-Sep-08	15:09:08	1
46	15SEP08A 46	0809076-11MSD 10X	2.0922	25659	1476771	0.000	15-Sep-08	15:12:12	1
47	15SEP08A 47	CCV	2.0403	25234	1490618	0.000	15-Sep-08	15:15:16	1
48	15SEP08A 48	CCB	0.0045740	86	1460922	0.000	15-Sep-08	15:25:15	1
49	15SEP08A 49	ICSA_CEC	0.036133	468	1509283	0.000	15-Sep-08	15:31:17	1
50	15SEP08A 50	ICSAB_CEC	0.068321	852	1504233	0.000	15-Sep-08	15:34:21	1
51	15SEP08A 51	F080911-1MB 10X	0	18	1503302	0.000	15-Sep-08	15:37:26	1
52	15SEP08A 52	F080912-1MB 10X	0.0027054	67	1518336	0.000	15-Sep-08	15:40:31	1
53	15SEP08A 53	IP080915-21LCS 10X	0.00031852	38	1524457	0.000	15-Sep-08	15:43:37	1
54	15SEP08A 54	0809060-1 10X	0.0038476	83	1553804	0.000	15-Sep-08	16:30:15	1
55	15SEP08A 55	0809060-2 10X	0.0010954	48	1537676	0.000	15-Sep-08	16:33:19	1
56	15SEP08A 56	0809060-3 10X	0.0047088	92	1532742	0.000	15-Sep-08	16:36:24	1
57	15SEP08A 57	0809060-4 10X	0.00081330	45	1533952	0.000	15-Sep-08	16:40:54	1
58	15SEP08A 58	0809060-6 10X	0	0	1516660	0.000	15-Sep-08	16:43:33	1
59	15SEP08A 59	CCV	2.0178	24764	1479703	0.000	15-Sep-08	16:46:21	1
60	15SEP08A 60	CCB	0.0060516	104	1463436	0.000	15-Sep-08	16:49:07	1
61	15SEP08A 61	0809060-7 10X	0.0023469	62	1494295	0.000	15-Sep-08	16:52:37	1
62	15SEP08A 62	0809060-8 10X	0	0	1500253	0.000	15-Sep-08	16:55:23	1

Reran 9-16-08

As, Se only

Quantify Compound Summary Report
15SEP08A

Sample List: D:\MassLynx Projects\AUG2002.PRO\SampleDB\15SEP08A
Last modified: Mon Sep 15 16:40:38 2008
Method: D:\MassLynx Projects\AUG2002.PRO\MethDB\CD_SB_TL_U_PB_MO_AG_AS_SE+IS
Last modified: Tue Sep 16 10:04:10 2008
Job Code:

Printed: Tue Sep 16 10:05:22 2008

Compound 6: 1Cadmium

As, Se only

#	File name	Sample ID	PPB	CPS	IS CPS	%StdDev	Aq Date	AqTime	IS#
63	15SEP08A 63	0809076-1 10X	0.00074026	43	1510284	0.000	15-Sep-08	16:58:10	1
64	15SEP08A 64	0809076-2 10X	0.00092727	45	1492271	0.000	15-Sep-08	17:00:57	1
65	15SEP08A 65	0809076-3 10X	0.0011104	47	1504000	0.000	15-Sep-08	17:03:45	1
66	15SEP08A 66	0809076-4 10X	0.0010197	46	1501975	0.000	15-Sep-08	17:06:33	1
67	15SEP08A 67	0809076-5 10X	0.0020320	59	1510121	0.000	15-Sep-08	17:09:21	1
68	15SEP08A 68	0809076-6 10X	0.0013088	50	1510447	0.000	15-Sep-08	17:12:10	1
69	15SEP08A 69	0809076-7 10X	0.0010376	47	1514054	0.000	15-Sep-08	17:14:58	1
70	15SEP08A 70	0809076-8 10X	0.0011858	49	1513542	0.000	15-Sep-08	17:17:47	1
71	15SEP08A 71	CCV	2.0258	24650	1466903	0.000	15-Sep-08	17:20:36	1
72	15SEP08A 72	CCB	0.0068504	112	1451823	0.000	15-Sep-08	17:23:24	1
73	15SEP08A 73	0809076-9 10X	0.0033413	74	1499462	0.000	15-Sep-08	17:26:54	1
74	15SEP08A 74	0809076-10 10X	0.0017953	55	1487942	0.000	15-Sep-08	17:29:43	1
75	15SEP08A 75	0809076-11 10X	0.0016536	53	1489082	0.000	15-Sep-08	17:32:32	1
76	15SEP08A 76	0809076-11L 50X	0.0023486	60	1458479	0.000	15-Sep-08	17:35:19	1
77	15SEP08A 77	0809076-11MS 10X	0.0031109	70	1480308	0.000	15-Sep-08	17:38:06	1
78	15SEP08A 78	0809076-11MSD 10X	0.0019998	57	1472535	0.000	15-Sep-08	17:40:54	1
79	15SEP08A 79	CCV	2.0121	24398	1462132	0.000	15-Sep-08	17:43:42	1
80	15SEP08A 80	CCB	0.0083433	123	1381888	0.000	15-Sep-08	17:46:31	1
81	15SEP08A 81	RINSE							

REM 9-16-08

Quantify Compound Summary Report
15SEP08A

Sample List: D:\MassLynx Projects\AUG2002.PRO\SampleDB\15SEP08A
Last modified: Mon Sep 15 16:40:38 2008
Method: D:\MassLynx Projects\AUG2002.PRO\MethDB\CD_SB_TL_U_PB_MO_AG_AS_SE+IS
Last modified: Tue Sep 16 10:04:10 2008
Job Code:

Printed: Tue Sep 16 10:05:22 2008

Compound 18: 0Lead

#	File name	Sample ID	PPB	CPS	IS CPS	%StdDev	Aq Date	AqTime	IS#
1	15SEP08A 01	RINSE	0.0044143	498	1079110	0.000	15-Sep-08	12:38:06	7
2	15SEP08A 02	RINSE	0.0046593	526	1075270	0.000	15-Sep-08	12:40:23	7
3	15SEP08A 03	RINSE	0.0072076	836	1075759	0.000	15-Sep-08	12:42:57	7
4	15SEP08A 04	RINSE	0.0045835	520	1081949	0.000	15-Sep-08	12:45:59	7
5	15SEP08A 05	0 STD	0.0038274	424	1072943	0.000	15-Sep-08	12:49:02	7
6	15SEP08A 06	L/100 STD	0.051251	6125	1064448	0.000	15-Sep-08	12:52:04	7
7	15SEP08A 07	L/20 STD	0.23454	28142	1063052	0.000	15-Sep-08	12:55:07	7
8	15SEP08A 08	L/10 STD	0.47786	58014	1074432	0.000	15-Sep-08	12:58:11	7
9	15SEP08A 09	LOW/2 STD	2.4886	302738	1072989	0.000	15-Sep-08	13:01:14	7
10	15SEP08A 10	LOW STD	5.0260	615203	1076015	0.000	15-Sep-08	13:04:17	7
11	15SEP08A 11	MID STD	10.054	1237015	1075270	0.000	15-Sep-08	13:07:21	7
12	15SEP08A 12	HIGH/2 STD	24.960	3088850	1068498	0.000	15-Sep-08	13:10:38	7
13	15SEP08A 13	HIGH STD	50.008	6247634	1075735	0.000	15-Sep-08	13:14:55	7
14	15SEP08A 14	HIGH STD READBACK	49.980	6287338	1083159	0.000	15-Sep-08	13:20:13	7
15	15SEP08A 15	ICV	13.074	1599354	1065751	0.000	15-Sep-08	13:24:30	7
16	15SEP08A 16	ICB	0.031763	3725	1048739	0.000	15-Sep-08	13:31:28	7
17	15SEP08A 17	CRI_L/20	0.26070	31158	1058676	0.000	15-Sep-08	13:36:46	7
18	15SEP08A 18	ICSA	0.051816	5453	937263	0.000	15-Sep-08	13:39:51	7
19	15SEP08A 19	ICSAB	10.383	1111656	935331	0.000	15-Sep-08	13:42:54	7
20	15SEP08A 20	F080911-1MB 10X	0.021623	2581	1072733	0.000	15-Sep-08	13:45:58	7
21	15SEP08A 21	F080912-1MB 10X	0.012007	1408	1067078	0.000	15-Sep-08	13:50:44	7
22	15SEP08A 22	0809060-1 10X	0.010152	1183	1065914	0.000	15-Sep-08	13:53:48	7
23	15SEP08A 23	0809060-2 10X	0.0098837	1166	1080111	0.000	15-Sep-08	13:56:54	7
24	15SEP08A 24	0809060-3 10X	0.012006	1399	1060399	0.000	15-Sep-08	13:59:59	7
25	15SEP08A 25	0809060-4 10X	0.0060189	685	1065635	0.000	15-Sep-08	14:03:05	7
26	15SEP08A 26	0809060-6 10X	0.012004	1380	1046132	0.000	15-Sep-08	14:06:11	7
27	15SEP08A 27	CCV	9.9465	1205504	1059282	0.000	15-Sep-08	14:09:17	7
28	15SEP08A 28	CCB	0.014467	1692	1059212	0.000	15-Sep-08	14:15:00	7
29	15SEP08A 29	0809060-7 10X	0.010166	1154	1038313	0.000	15-Sep-08	14:18:04	7
30	15SEP08A 30	0809060-8 10X	0.0095585	1066	1022278	0.000	15-Sep-08	14:21:10	7
31	15SEP08A 31	0809076-1 10X	0.011119	1261	1034333	0.000	15-Sep-08	14:24:15	7

Quantify Compound Summary Report
15SEP08A

Sample List: D:\MassLynx Projects\AUG2002.PRO\SampleDB\15SEP08A
Last modified: Mon Sep 15 16:40:38 2008
Method: D:\MassLynx Projects\AUG2002.PRO\MethDB\CD_SB_TL_U_PB_MO_AG_AS_SE+IS
Last modified: Tue Sep 16 10:04:10 2008
Job Code:

Printed: Tue Sep 16 10:05:22 2008

Compound 18: 0Lead

#	File name	Sample ID	PPB	CPS	IS CPS	%StdDev	Aq Date	AqTime	IS#
32	15SEP08A 32	0809076-2 10X	0.0074786	833	1031261	0.000	15-Sep-08	14:27:18	7
33	15SEP08A 33	0809076-3 10X	0.0061662	676	1025094	0.000	15-Sep-08	14:30:22	7
34	15SEP08A 34	0809076-4 10X	0.021209	2468	1046063	0.000	15-Sep-08	14:33:26	7
35	15SEP08A 35	0809076-5 10X	0.0087486	943	991325	0.000	15-Sep-08	14:36:31	7
36	15SEP08A 36	0809076-6 10X	0.0063866	704	1028701	0.000	15-Sep-08	14:39:35	7
37	15SEP08A 37	0809076-7 10X	0.010143	1143	1030819	0.000	15-Sep-08	14:42:40	7
38	15SEP08A 38	0809076-8 10X	0.0064870	720	1034938	0.000	15-Sep-08	14:45:46	7
39	15SEP08A 39	CCV	9.9819	1201443	1051927	0.000	15-Sep-08	14:48:52	7
40	15SEP08A 40	CCB	0.020564	2376	1039220	0.000	15-Sep-08	14:51:57	7
41	15SEP08A 41	0809076-9 10X	0.022772	2674	1054441	0.000	15-Sep-08	14:56:43	7
42	15SEP08A 42	0809076-10 10X	0.010227	1172	1047994	0.000	15-Sep-08	14:59:49	7
43	15SEP08A 43	0809076-11 10X	0.0071854	800	1032774	0.000	15-Sep-08	15:02:55	7
44	15SEP08A 44	0809076-11L 50X	0.0061083	688	1053743	0.000	15-Sep-08	15:06:03	7
45	15SEP08A 45	0809076-11MS 10X	10.788	1260375	1020207	0.000	15-Sep-08	15:09:08	7
46	15SEP08A 46	0809076-11MSD 10X	10.767	1258682	1020858	0.000	15-Sep-08	15:12:12	7
47	15SEP08A 47	CCV	9.9988	1207034	1055023	0.000	15-Sep-08	15:15:16	7
48	15SEP08A 48	CCB	0.014712	1672	1028887	0.000	15-Sep-08	15:25:15	7
49	15SEP08A 49	ICSA_CEC	0.0087332	1022	1076340	0.000	15-Sep-08	15:31:17	7
50	15SEP08A 50	ICSAB_CEC	0.010796	1275	1078086	0.000	15-Sep-08	15:34:21	7
51	15SEP08A 51	F080911-1MB 10X	0.0091101	1045	1053324	0.000	15-Sep-08	15:37:26	7
52	15SEP08A 52	F080912-1MB 10X	0.010639	1242	1066240	0.000	15-Sep-08	15:40:31	7
53	15SEP08A 53	IP080915-21LCS 10X	0.0065120	749	1072268	0.000	15-Sep-08	15:43:37	7
54	15SEP08A 54	0809060-1 10X	0.0034415	377	1072338	0.000	15-Sep-08	16:30:15	7
55	15SEP08A 55	0809060-2 10X	0.0032704	356	1071523	0.000	15-Sep-08	16:33:19	7
56	15SEP08A 56	0809060-3 10X	0.0034712	384	1081926	0.000	15-Sep-08	16:36:24	7
57	15SEP08A 57	0809060-4 10X	0.0046358	522	1072919	0.000	15-Sep-08	16:40:54	7
58	15SEP08A 58	0809060-6 10X	0.0031866	345	1068893	0.000	15-Sep-08	16:43:33	7
59	15SEP08A 59	CCV	9.9589	1190126	1044457	0.000	15-Sep-08	16:46:21	7
60	15SEP08A 60	CCB	0.027956	3196	1023814	0.000	15-Sep-08	16:49:07	7
61	15SEP08A 61	0809060-7 10X	0.012354	1441	1060631	0.000	15-Sep-08	16:52:37	7
62	15SEP08A 62	0809060-8 10X	0.0068940	798	1075922	0.000	15-Sep-08	16:55:23	7

RSM 9-16-08

As Se only

Quantify Compound Summary Report
15SEP08A

Sample List: D:\MassLynx Projects\AUG2002.PRO\SampleDB\15SEP08A
Last modified: Mon Sep 15 16:40:38 2008
Method: D:\MassLynx Projects\AUG2002.PRO\MethDB\CD_SB_TL_U_PB_MO_AG_AS_SE+IS
Last modified: Tue Sep 16 10:04:10 2008
Job Code:

Printed: Tue Sep 16 10:05:22 2008

Compound 18: 0Lead

As, Se only

#	File name	Sample ID	PPB	CPS	IS CPS	%StdDev	Aq Date	AqTime	IS#
63	15SEP08A 63	0809076-1 10X	0.0050499	568	1065030	0.000	15-Sep-08	16:58:10	7
64	15SEP08A 64	0809076-2 10X	0.0045705	512	1068567	0.000	15-Sep-08	17:00:57	7
65	15SEP08A 65	0809076-3 10X	0.0032947	356	1062726	0.000	15-Sep-08	17:03:45	7
66	15SEP08A 66	0809076-4 10X	0.0050483	570	1069149	0.000	15-Sep-08	17:06:33	7
67	15SEP08A 67	0809076-5 10X	0.0037169	410	1071360	0.000	15-Sep-08	17:09:21	7
68	15SEP08A 68	0809076-6 10X	0.0035312	389	1075456	0.000	15-Sep-08	17:12:10	7
69	15SEP08A 69	0809076-7 10X	0.0031629	345	1077830	0.000	15-Sep-08	17:14:58	7
70	15SEP08A 70	0809076-8 10X	0.0030252	328	1077062	0.000	15-Sep-08	17:17:47	7
71	15SEP08A 71	CCV	9.9026	1186339	1047110	0.000	15-Sep-08	17:20:36	7
72	15SEP08A 72	CCB	0.031023	3543	1021533	0.000	15-Sep-08	17:23:24	7
73	15SEP08A 73	0809076-9 10X	0.013999	1636	1059235	0.000	15-Sep-08	17:26:54	7
74	15SEP08A 74	0809076-10 10X	0.0070510	805	1060003	0.000	15-Sep-08	17:29:43	7
75	15SEP08A 75	0809076-11 10X	0.0048342	542	1064960	0.000	15-Sep-08	17:32:32	7
76	15SEP08A 76	0809076-11L 50X	0.0050462	553	1037731	0.000	15-Sep-08	17:35:19	7
77	15SEP08A 77	0809076-11MS 10X	0.0079442	908	1055372	0.000	15-Sep-08	17:38:06	7
78	15SEP08A 78	0809076-11MSD 10X	0.0072247	822	1055116	0.000	15-Sep-08	17:40:54	7
79	15SEP08A 79	CCV	9.8559	1176011	1042967	0.000	15-Sep-08	17:43:42	7
80	15SEP08A 80	CCB	0.035136	4023	1022860	0.000	15-Sep-08	17:46:31	7
81	15SEP08A 81	RINSE							

Pending 9-16-08

Quantify Compound Summary Report
15SEP08A

Sample List: D:\MassLynx Projects\AUG2002.PRO\SampleDB\15SEP08A
Last modified: Mon Sep 15 16:40:38 2008
Method: D:\MassLynx Projects\AUG2002.PRO\MethDB\CD_SB_TL_U_PB_MO_AG_AS_SE+IS
Last modified: Tue Sep 16 10:04:10 2008
Job Code:

Printed: Tue Sep 16 10:05:22 2008

Compound 23: 109Ag

#	File name	Sample ID	PPB	CPS	IS CPS	%StdDev	Aq Date	AqTime	IS#
1	15SEP08A 01	RINSE	0.0015961	62	1415308	7.216	15-Sep-08	12:38:06	2
2	15SEP08A 02	RINSE	0.0019155	79	1409280	5.283	15-Sep-08	12:40:23	2
3	15SEP08A 03	RINSE	0.0019772	83	1420707	5.069	15-Sep-08	12:42:57	2
4	15SEP08A 04	RINSE	0.0017419	70	1417053	5.254	15-Sep-08	12:45:59	2
5	15SEP08A 05	0 STD	0.0018760	77	1411817	4.414	15-Sep-08	12:49:02	2
6	15SEP08A 06	L/100 STD	0.0085097	430	1391732	2.401	15-Sep-08	12:52:04	2
7	15SEP08A 07	L/20 STD	0.049762	2635	1392314	0.412	15-Sep-08	12:55:07	2
8	15SEP08A 08	L/10 STD	0.096986	5184	1397946	0.290	15-Sep-08	12:58:11	2
9	15SEP08A 09	LOW/2 STD	0.49401	27033	1415796	0.089	15-Sep-08	13:01:14	2
10	15SEP08A 10	LOW STD	1.0015	55257	1414912	0.058	15-Sep-08	13:04:17	2
11	15SEP08A 11	MID STD	2.0172	112012	1402996	0.038	15-Sep-08	13:07:21	2
12	15SEP08A 12	HIGH/2 STD	4.9900	284224	1399366	0.026	15-Sep-08	13:10:38	2
13	15SEP08A 13	HIGH STD	10.002	577047	1418380	0.016	15-Sep-08	13:14:55	2
14	15SEP08A 14	HIGH STD READBACK	10.002	577350	1419078	0.016	15-Sep-08	13:20:13	2
15	15SEP08A 15	ICV	2.6385	148381	1409978	0.030	15-Sep-08	13:24:30	2
16	15SEP08A 16	ICB	0.0063233	310	1377140	3.248	15-Sep-08	13:31:28	2
17	15SEP08A 17	CRI_L/20	0.054154	2868	1391360	0.430	15-Sep-08	13:36:46	2
18	15SEP08A 18	ICSA	0.028964	1334	1219561	0.958	15-Sep-08	13:39:51	2
19	15SEP08A 19	ICSAB	1.9969	96230	1217908	0.046	15-Sep-08	13:42:54	2
20	15SEP08A 20	F080911-1MB 10X	0.0052223	256	1399855	2.839	15-Sep-08	13:45:58	2
21	15SEP08A 21	F080912-1MB 10X	0.0031083	143	1404742	5.206	15-Sep-08	13:50:44	2
22	15SEP08A 22	0809060-1 10X	0.0030286	137	1387450	3.201	15-Sep-08	13:53:48	2
23	15SEP08A 23	0809060-2 10X	0.0028653	128	1384076	3.671	15-Sep-08	13:56:54	2
24	15SEP08A 24	0809060-3 10X	0.0025925	115	1402112	4.066	15-Sep-08	13:59:59	2
25	15SEP08A 25	0809060-4 10X	0.0022806	96	1370275	4.385	15-Sep-08	14:03:05	2
26	15SEP08A 26	0809060-6 10X	0.0023063	97	1365364	5.246	15-Sep-08	14:06:11	2
27	15SEP08A 27	CCV	2.0159	111091	1392361	0.045	15-Sep-08	14:09:17	2
28	15SEP08A 28	CCB	0.0042074	199	1382400	3.412	15-Sep-08	14:15:00	2
29	15SEP08A 29	0809060-7 10X	0.0033957	152	1347282	4.133	15-Sep-08	14:18:04	2
30	15SEP08A 30	0809060-8 10X	0.0030430	133	1339462	3.473	15-Sep-08	14:21:10	2
31	15SEP08A 31	0809076-1 10X	0.0028676	125	1350354	3.164	15-Sep-08	14:24:15	2

Quantify Compound Summary Report
15SEP08A

Sample List: D:\MassLynx Projects\AUG2002.PRO\SampleDB\15SEP08A
Last modified: Mon Sep 15 16:40:38 2008
Method: D:\MassLynx Projects\AUG2002.PRO\MethDB\CD_SB_TL_U_PB_MO_AG_AS_SE+IS
Last modified: Tue Sep 16 10:04:10 2008
Job Code:

Printed: Tue Sep 16 10:05:22 2008

Compound 23: 109Ag

#	File name	Sample ID	PPB	CPS	IS CPS	%StdDev	Aq Date	AqTime	IS#
32	15SEP08A 32	0809076-2 10X	0.0029999	130	1331386	4.573	15-Sep-08	14:27:18	2
33	15SEP08A 33	0809076-3 10X	0.0028514	122	1326871	3.852	15-Sep-08	14:30:22	2
34	15SEP08A 34	0809076-4 10X	0.0030762	135	1342371	3.304	15-Sep-08	14:33:26	2
35	15SEP08A 35	0809076-5 10X	0.0035276	153	1297943	3.670	15-Sep-08	14:36:31	2
36	15SEP08A 36	0809076-6 10X	0.0027359	116	1325475	4.229	15-Sep-08	14:39:35	2
37	15SEP08A 37	0809076-7 10X	0.0030461	135	1357940	3.791	15-Sep-08	14:42:40	2
38	15SEP08A 38	0809076-8 10X	0.0027361	117	1336739	4.504	15-Sep-08	14:45:46	2
39	15SEP08A 39	CCV	2.0242	108374	1352611	0.042	15-Sep-08	14:48:52	2
40	15SEP08A 40	CCB	0.0041679	192	1347980	3.047	15-Sep-08	14:51:57	2
41	15SEP08A 41	0809076-9 10X	0.0045232	210	1345606	4.137	15-Sep-08	14:56:43	2
42	15SEP08A 42	0809076-10 10X	0.0030591	134	1341184	3.561	15-Sep-08	14:59:49	2
43	15SEP08A 43	0809076-11 10X	0.0028450	121	1319494	4.059	15-Sep-08	15:02:55	2
44	15SEP08A 44	0809076-11L 50X	0.0022743	94	1346420	4.277	15-Sep-08	15:06:03	2
45	15SEP08A 45	0809076-11MS 10X	2.1757	112849	1307764	0.030	15-Sep-08	15:09:08	2
46	15SEP08A 46	0809076-11MSD 10X	2.1696	112463	1307090	0.038	15-Sep-08	15:12:12	2
47	15SEP08A 47	CCV	2.0297	108986	1356428	0.042	15-Sep-08	15:15:16	2
48	15SEP08A 48	CCB	0.0038039	171	1330991	3.485	15-Sep-08	15:25:15	2
49	15SEP08A 49	ICSA_CEC	0.013775	691	1352402	1.863	15-Sep-08	15:31:17	2
50	15SEP08A 50	ICSAB_CEC	2.0505	109498	1348655	0.036	15-Sep-08	15:34:21	2
51	15SEP08A 51	F080911-1MB 10X	0.0063607	306	1350772	2.263	15-Sep-08	15:37:26	2
52	15SEP08A 52	F080912-1MB 10X	0.0047884	225	1353519	2.978	15-Sep-08	15:40:31	2
53	15SEP08A 53	IP080915-21LCS 10X	2.0567	110561	1357522	0.044	15-Sep-08	15:43:37	2
54	15SEP08A 54	0809060-1 10X	0.0043193	207	1396364	2.179	15-Sep-08	16:30:15	2
55	15SEP08A 55	0809060-2 10X	0.0029837	134	1381143	4.528	15-Sep-08	16:33:19	2
56	15SEP08A 56	0809060-3 10X	0.0024911	108	1382307	4.142	15-Sep-08	16:36:24	2
57	15SEP08A 57	0809060-4 10X	0.0025533	110	1366226	4.914	15-Sep-08	16:40:54	2
58	15SEP08A 58	0809060-6 10X	0.0032319	144	1351587	3.372	15-Sep-08	16:43:33	2
59	15SEP08A 59	CCV	2.0303	108128	1345373	0.045	15-Sep-08	16:46:21	2
60	15SEP08A 60	CCB	0.0050064	233	1334505	3.307	15-Sep-08	16:49:07	2
61	15SEP08A 61	0809060-7 10X	0.0044744	208	1348980	3.213	15-Sep-08	16:52:37	2
62	15SEP08A 62	0809060-8 10X	0.0038215	175	1354985	2.726	15-Sep-08	16:55:23	2

PEM 9-16-08

As, Se only

Quantify Compound Summary Report
15SEP08A

Sample List: D:\MassLynx Projects\AUG2002.PRO\SampleDB\15SEP08A
Last modified: Mon Sep 15 16:40:38 2008
Method: D:\MassLynx Projects\AUG2002.PRO\MethDB\CD_SB_TL_U_PB_MO_AG_AS_SE+IS
Last modified: Tue Sep 16 10:04:10 2008
Job Code:

Printed: Tue Sep 16 10:05:22 2008

Compound 23: 109Ag

As only

#	File name	Sample ID	PPB	CPS	IS CPS	%StdDev	Aq Date	AqTime	IS#
63	15SEP08A 63	0809076-1 10X	0.0034679	155	1340951	3.611	15-Sep-08	16:58:10	2
64	15SEP08A 64	0809076-2 10X	0.0030434	134	1349283	3.263	15-Sep-08	17:00:57	2
65	15SEP08A 65	0809076-3 10X	0.0025099	106	1344349	5.097	15-Sep-08	17:03:45	2
66	15SEP08A 66	0809076-4 10X	0.0050234	236	1346653	1.924	15-Sep-08	17:06:33	2
67	15SEP08A 67	0809076-5 10X	0.0047906	225	1352820	2.590	15-Sep-08	17:09:21	2
68	15SEP08A 68	0809076-6 10X	0.0056419	269	1351983	2.069	15-Sep-08	17:12:10	2
69	15SEP08A 69	0809076-7 10X	0.0043913	205	1357591	2.388	15-Sep-08	17:14:58	2
70	15SEP08A 70	0809076-8 10X	0.0031468	140	1355590	3.723	15-Sep-08	17:17:47	2
71	15SEP08A 71	CCV	2.0158	105907	1327430	0.045	15-Sep-08	17:20:36	2
72	15SEP08A 72	CCB	0.0056367	261	1313071	3.877	15-Sep-08	17:23:24	2
73	15SEP08A 73	0809076-9 10X	0.0043780	200	1328943	3.445	15-Sep-08	17:26:54	2
74	15SEP08A 74	0809076-10 10X	0.0034581	154	1336646	3.823	15-Sep-08	17:29:43	2
75	15SEP08A 75	0809076-11 10X	0.0053697	250	1326057	2.289	15-Sep-08	17:32:32	2
76	15SEP08A 76	0809076-11L 50X	0.0023330	95	1318191	5.593	15-Sep-08	17:35:19	2
77	15SEP08A 77	0809076-11MS 10X	2.0393	107529	1331828	0.042	15-Sep-08	17:38:06	2
78	15SEP08A 78	0809076-11MSD 10X	2.0465	107559	1327383	0.044	15-Sep-08	17:40:54	2
79	15SEP08A 79	CCV	2.0471	107066	1320914	0.038	15-Sep-08	17:43:42	2
80	15SEP08A 80	CCB	0.0074114	344	1289170	2.437	15-Sep-08	17:46:31	2
81	15SEP08A 81	RINSE							

RBM
9-16-08

Quantify Compound Summary Report
15SEP08A

Sample List: D:\MassLynx Projects\AUG2002.PRO\SampleDB\15SEP08A
Last modified: Mon Sep 15 16:40:38 2008
Method: D:\MassLynx Projects\AUG2002.PRO\MethDB\CD_SB_TL_U_PB_MO_AG_AS_SE+IS
Last modified: Tue Sep 16 10:04:10 2008
Job Code:

Printed: Tue Sep 16 10:05:22 2008

Compound 1: 115In

#	File name	Sample ID	PPB	CPS	IS CPS	%StdDev	Aq Date	AqTime	IS#
1	15SEP08A 01	RINSE	1.0210	1575028		0.009	15-Sep-08	12:38:06	0
2	15SEP08A 02	RINSE	1.0115	1560483		0.009	15-Sep-08	12:40:23	0
3	15SEP08A 03	RINSE	1.0159	1567232		0.008	15-Sep-08	12:42:57	0
4	15SEP08A 04	RINSE	1.0109	1559482		0.008	15-Sep-08	12:45:59	0
5	15SEP08A 05	0 STD	0.99736	1538607		0.007	15-Sep-08	12:49:02	0
6	15SEP08A 06	L/100 STD	1.0035	1548148		0.008	15-Sep-08	12:52:04	0
7	15SEP08A 07	L/20 STD	0.98934	1526226		0.008	15-Sep-08	12:55:07	0
8	15SEP08A 08	L/10 STD	0.99774	1539188		0.009	15-Sep-08	12:58:11	0
9	15SEP08A 09	LOW/2 STD	1.0042	1549103		0.007	15-Sep-08	13:01:14	0
10	15SEP08A 10	LOW STD	1.0055	1551174		0.007	15-Sep-08	13:04:17	0
11	15SEP08A 11	MID STD	0.99718	1538327		0.007	15-Sep-08	13:07:21	0
12	15SEP08A 12	HIGH/2 STD	0.99762	1539002		0.009	15-Sep-08	13:10:38	0
13	15SEP08A 13	HIGH STD	1.0075	1554292		0.009	15-Sep-08	13:14:55	0
14	15SEP08A 14	HIGH STD READBACK	1.0101	1558272		0.009	15-Sep-08	13:20:13	0
15	15SEP08A 15	ICV	0.99644	1537187		0.008	15-Sep-08	13:24:30	0
16	15SEP08A 16	ICB	0.98620	1521385		0.007	15-Sep-08	13:31:28	0
17	15SEP08A 17	CRI_L/20	0.99235	1530880		0.009	15-Sep-08	13:36:46	0
18	15SEP08A 18	ICSA	0.92334	1424407		0.009	15-Sep-08	13:39:51	0
19	15SEP08A 19	ICSAB	0.91949	1418473		0.008	15-Sep-08	13:42:54	0
20	15SEP08A 20	F080911-1MB 10X	0.99942	1541772		0.010	15-Sep-08	13:45:58	0
21	15SEP08A 21	F080912-1MB 10X	0.99323	1532230		0.009	15-Sep-08	13:50:44	0
22	15SEP08A 22	0809060-1 10X	1.0108	1559343		0.008	15-Sep-08	13:53:48	0
23	15SEP08A 23	0809060-2 10X	1.0156	1566743		0.009	15-Sep-08	13:56:54	0
24	15SEP08A 24	0809060-3 10X	1.0056	1551290		0.008	15-Sep-08	13:59:59	0
25	15SEP08A 25	0809060-4 10X	0.99163	1529763		0.008	15-Sep-08	14:03:05	0
26	15SEP08A 26	0809060-6 10X	0.99038	1527831		0.009	15-Sep-08	14:06:11	0
27	15SEP08A 27	CCV	0.98348	1517196		0.009	15-Sep-08	14:09:17	0
28	15SEP08A 28	CCB	0.97869	1509795		0.009	15-Sep-08	14:15:00	0
29	15SEP08A 29	0809060-7 10X	0.98603	1521129		0.009	15-Sep-08	14:18:04	0
30	15SEP08A 30	0809060-8 10X	0.98024	1512192		0.008	15-Sep-08	14:21:10	0
31	15SEP08A 31	0809076-1 10X	0.98379	1517661		0.009	15-Sep-08	14:24:15	0

Quantify Compound Summary Report
15SEP08A

Sample List: D:\MassLynx Projects\AUG2002.PRO\SampleDB\15SEP08A
Last modified: Mon Sep 15 16:40:38 2008
Method: D:\MassLynx Projects\AUG2002.PRO\MethDB\CD_SB_TL_U_PB_MO_AG_AS_SE+IS
Last modified: Tue Sep 16 10:04:10 2008
Job Code:

Printed: Tue Sep 16 10:05:22 2008

Compound 1: 115In

#	File name	Sample ID	PPB	CPS	IS CPS	%StdDev	Aq Date	AqTime	IS#
32	15SEP08A 32	0809076-2 10X	0.97724	1507561		0.009	15-Sep-08	14:27:18	0
33	15SEP08A 33	0809076-3 10X	0.97024	1496762		0.008	15-Sep-08	14:30:22	0
34	15SEP08A 34	0809076-4 10X	0.98640	1521687		0.010	15-Sep-08	14:33:26	0
35	15SEP08A 35	0809076-5 10X	0.96540	1489292		0.008	15-Sep-08	14:36:31	0
36	15SEP08A 36	0809076-6 10X	0.97333	1501533		0.009	15-Sep-08	14:39:35	0
37	15SEP08A 37	0809076-7 10X	0.98217	1515171		0.010	15-Sep-08	14:42:40	0
38	15SEP08A 38	0809076-8 10X	0.97086	1497716		0.008	15-Sep-08	14:45:46	0
39	15SEP08A 39	CCV	0.96754	1492596		0.009	15-Sep-08	14:48:52	0
40	15SEP08A 40	CCB	0.96512	1488873		0.008	15-Sep-08	14:51:57	0
41	15SEP08A 41	0809076-9 10X	0.98359	1517359		0.006	15-Sep-08	14:56:43	0
42	15SEP08A 42	0809076-10 10X	0.97869	1509795		0.008	15-Sep-08	14:59:49	0
43	15SEP08A 43	0809076-11 10X	0.97120	1498252		0.008	15-Sep-08	15:02:55	0
44	15SEP08A 44	0809076-11L 50X	0.97689	1507026		0.009	15-Sep-08	15:06:03	0
45	15SEP08A 45	0809076-1MS 10X	0.96022	1481309		0.008	15-Sep-08	15:09:08	0
46	15SEP08A 46	0809076-1MSD 10X	0.95728	1476771		0.009	15-Sep-08	15:12:12	0
47	15SEP08A 47	CCV	0.96626	1490618		0.009	15-Sep-08	15:15:16	0
48	15SEP08A 48	CCB	0.94701	1460922		0.009	15-Sep-08	15:25:15	0
49	15SEP08A 49	ICSA_CEC	0.97836	1509283		0.011	15-Sep-08	15:31:17	0
50	15SEP08A 50	ICSAB_CEC	0.97508	1504233		0.010	15-Sep-08	15:34:21	0
51	15SEP08A 51	F080911-1MB 10X	0.97448	1503302		0.009	15-Sep-08	15:37:26	0
52	15SEP08A 52	F080912-1MB 10X	0.98422	1518336		0.009	15-Sep-08	15:40:31	0
53	15SEP08A 53	IP080915-21LCS 10X	0.98819	1524457		0.009	15-Sep-08	15:43:37	0
54	15SEP08A 54	0809060-1 10X	1.0072	1553804		0.009	15-Sep-08	16:30:15	0
55	15SEP08A 55	0809060-2 10X	0.99676	1537676		0.009	15-Sep-08	16:33:19	0
56	15SEP08A 56	0809060-3 10X	0.99356	1532742		0.007	15-Sep-08	16:36:24	0
57	15SEP08A 57	0809060-4 10X	0.99435	1533952		0.008	15-Sep-08	16:40:54	0
58	15SEP08A 58	0809060-6 10X	0.98314	1516660		0.008	15-Sep-08	16:43:33	0
59	15SEP08A 59	CCV	0.95918	1479703		0.009	15-Sep-08	16:46:21	0
60	15SEP08A 60	CCB	0.94864	1463436		0.008	15-Sep-08	16:49:07	0
61	15SEP08A 61	0809060-7 10X	0.96864	1494295		0.010	15-Sep-08	16:52:37	0
62	15SEP08A 62	0809060-8 10X	0.97250	1500253		0.010	15-Sep-08	16:55:23	0

Quantify Compound Summary Report
15SEP08A

Sample List: D:\MassLynx Projects\AUG2002.PRO\SampleDB\15SEP08A
Last modified: Mon Sep 15 16:40:38 2008
Method: D:\MassLynx Projects\AUG2002.PRO\MethDB\CD_SB_TL_U_PB_MO_AG_AS_SE+IS
Last modified: Tue Sep 16 10:04:10 2008
Job Code:

Printed: Tue Sep 16 10:05:22 2008

Compound 1: 115In

#	File name	Sample ID	PPB	CPS	IS CPS	%StdDev	Aq Date	AqTime	IS#
63	15SEP08A 63	0809076-1 10X	0.97900	1510284		0.009	15-Sep-08	16:58:10	0
64	15SEP08A 64	0809076-2 10X	0.96733	1492271		0.009	15-Sep-08	17:00:57	0
65	15SEP08A 65	0809076-3 10X	0.97493	1504000		0.011	15-Sep-08	17:03:45	0
66	15SEP08A 66	0809076-4 10X	0.97362	1501975		0.009	15-Sep-08	17:06:33	0
67	15SEP08A 67	0809076-5 10X	0.97890	1510121		0.008	15-Sep-08	17:09:21	0
68	15SEP08A 68	0809076-6 10X	0.97911	1510447		0.009	15-Sep-08	17:12:10	0
69	15SEP08A 69	0809076-7 10X	0.98145	1514054		0.010	15-Sep-08	17:14:58	0
70	15SEP08A 70	0809076-8 10X	0.98112	1513542		0.011	15-Sep-08	17:17:47	0
71	15SEP08A 71	CCV	0.95088	1466903		0.008	15-Sep-08	17:20:36	0
72	15SEP08A 72	CCB	0.94111	1451823		0.008	15-Sep-08	17:23:24	0
73	15SEP08A 73	0809076-9 10X	0.97199	1499462		0.009	15-Sep-08	17:26:54	0
74	15SEP08A 74	0809076-10 10X	0.96452	1487942		0.010	15-Sep-08	17:29:43	0
75	15SEP08A 75	0809076-11 10X	0.96526	1489082		0.008	15-Sep-08	17:32:32	0
76	15SEP08A 76	0809076-11L 50X	0.94542	1458479		0.009	15-Sep-08	17:35:19	0
77	15SEP08A 77	0809076-1MS 10X	0.95957	1480308		0.010	15-Sep-08	17:38:06	0
78	15SEP08A 78	0809076-1MSD 10X	0.95453	1472535		0.010	15-Sep-08	17:40:54	0
79	15SEP08A 79	CCV	0.94779	1462132		0.009	15-Sep-08	17:43:42	0
80	15SEP08A 80	CCB	0.89577	1381888		0.021	15-Sep-08	17:46:31	0
81	15SEP08A 81	RINSE							

Quantify Compound Summary Report
15SEP08A

Sample List: D:\MassLynx Projects\AUG2002.PRO\SampleDB\15SEP08A
Last modified: Mon Sep 15 16:40:38 2008
Method: D:\MassLynx Projects\AUG2002.PRO\MethDB\CD_SB_TL_U_PB_MO_AG_AS_SE+IS
Last modified: Tue Sep 16 10:04:10 2008
Job Code:

Printed: Tue Sep 16 10:05:22 2008

Compound 2: 103Rh

#	File name	Sample ID	PPB	CPS	IS CPS	%StdDev	Aq Date	AqTime	IS#
1	15SEP08A 01	RINSE	1.0073	1415308		0.009	15-Sep-08	12:38:06	0
2	15SEP08A 02	RINSE	1.0030	1409280		0.010	15-Sep-08	12:40:23	0
3	15SEP08A 03	RINSE	1.0112	1420707		0.007	15-Sep-08	12:42:57	0
4	15SEP08A 04	RINSE	1.0086	1417053		0.008	15-Sep-08	12:45:59	0
5	15SEP08A 05	0 STD	1.0048	1411817		0.007	15-Sep-08	12:49:02	0
6	15SEP08A 06	L/100 STD	0.99054	1391732		0.009	15-Sep-08	12:52:04	0
7	15SEP08A 07	L/20 STD	0.99095	1392314		0.007	15-Sep-08	12:55:07	0
8	15SEP08A 08	L/10 STD	0.99496	1397946		0.008	15-Sep-08	12:58:11	0
9	15SEP08A 09	LOW/2 STD	1.0077	1415796		0.009	15-Sep-08	13:01:14	0
10	15SEP08A 10	LOW STD	1.0070	1414912		0.007	15-Sep-08	13:04:17	0
11	15SEP08A 11	MID STD	0.99855	1402996		0.008	15-Sep-08	13:07:21	0
12	15SEP08A 12	HIGH/2 STD	0.99597	1399366		0.008	15-Sep-08	13:10:38	0
13	15SEP08A 13	HIGH STD	1.0095	1418380		0.008	15-Sep-08	13:14:55	0
14	15SEP08A 14	HIGH STD READBACK	1.0100	1419078		0.010	15-Sep-08	13:20:13	0
15	15SEP08A 15	ICV	1.0035	1409978		0.010	15-Sep-08	13:24:30	0
16	15SEP08A 16	ICB	0.98015	1377140		0.009	15-Sep-08	13:31:28	0
17	15SEP08A 17	CRI_L/20	0.99027	1391360		0.010	15-Sep-08	13:36:46	0
18	15SEP08A 18	ICSA	0.86800	1219561		0.011	15-Sep-08	13:39:51	0
19	15SEP08A 19	ICSAB	0.86682	1217908		0.008	15-Sep-08	13:42:54	0
20	15SEP08A 20	F080911-1MB 10X	0.99632	1399855		0.011	15-Sep-08	13:45:58	0
21	15SEP08A 21	F080912-1MB 10X	0.99980	1404742		0.008	15-Sep-08	13:50:44	0
22	15SEP08A 22	0809060-1 10X	0.98749	1387450		0.010	15-Sep-08	13:53:48	0
23	15SEP08A 23	0809060-2 10X	0.98509	1384076		0.009	15-Sep-08	13:56:54	0
24	15SEP08A 24	0809060-3 10X	0.99792	1402112		0.010	15-Sep-08	13:59:59	0
25	15SEP08A 25	0809060-4 10X	0.97526	1370275		0.012	15-Sep-08	14:03:05	0
26	15SEP08A 26	0809060-6 10X	0.97177	1365364		0.011	15-Sep-08	14:06:11	0
27	15SEP08A 27	CCV	0.99098	1392361		0.009	15-Sep-08	14:09:17	0
28	15SEP08A 28	CCB	0.98389	1382400		0.007	15-Sep-08	14:15:00	0
29	15SEP08A 29	0809060-7 10X	0.95890	1347282		0.008	15-Sep-08	14:18:04	0
30	15SEP08A 30	0809060-8 10X	0.95333	1339462		0.007	15-Sep-08	14:21:10	0
31	15SEP08A 31	0809076-1 10X	0.96109	1350354		0.008	15-Sep-08	14:24:15	0

Quantify Compound Summary Report
15SEP08A

Sample List: D:\MassLynx Projects\AUG2002.PRO\SampleDB\15SEP08A
Last modified: Mon Sep 15 16:40:38 2008
Method: D:\MassLynx Projects\AUG2002.PRO\MethDB\CD_SB_TL_U_PB_MO_AG_AS_SE+IS
Last modified: Tue Sep 16 10:04:10 2008
Job Code:

Printed: Tue Sep 16 10:05:22 2008

Compound 2: 103Rh

#	File name	Sample ID	PPB	CPS	IS CPS	%StdDev	Aq Date	AqTime	IS#
32	15SEP08A 32	0809076-2 10X	0.94759	1331386		0.007	15-Sep-08	14:27:18	0
33	15SEP08A 33	0809076-3 10X	0.94437	1326871		0.009	15-Sep-08	14:30:22	0
34	15SEP08A 34	0809076-4 10X	0.95540	1342371		0.009	15-Sep-08	14:33:26	0
35	15SEP08A 35	0809076-5 10X	0.92378	1297943		0.008	15-Sep-08	14:36:31	0
36	15SEP08A 36	0809076-6 10X	0.94338	1325475		0.009	15-Sep-08	14:39:35	0
37	15SEP08A 37	0809076-7 10X	0.96649	1357940		0.008	15-Sep-08	14:42:40	0
38	15SEP08A 38	0809076-8 10X	0.95140	1336739		0.008	15-Sep-08	14:45:46	0
39	15SEP08A 39	CCV	0.96269	1352611		0.008	15-Sep-08	14:48:52	0
40	15SEP08A 40	CCB	0.95940	1347980		0.008	15-Sep-08	14:51:57	0
41	15SEP08A 41	0809076-9 10X	0.95771	1345606		0.010	15-Sep-08	14:56:43	0
42	15SEP08A 42	0809076-10 10X	0.95456	1341184		0.009	15-Sep-08	14:59:49	0
43	15SEP08A 43	0809076-11 10X	0.93912	1319494		0.010	15-Sep-08	15:02:55	0
44	15SEP08A 44	0809076-11L 50X	0.95829	1346420		0.010	15-Sep-08	15:06:03	0
45	15SEP08A 45	0809076-1MS 10X	0.93077	1307764		0.009	15-Sep-08	15:09:08	0
46	15SEP08A 46	0809076-1MSD 10X	0.93029	1307090		0.008	15-Sep-08	15:12:12	0
47	15SEP08A 47	CCV	0.96541	1356428		0.009	15-Sep-08	15:15:16	0
48	15SEP08A 48	CCB	0.94731	1330991		0.009	15-Sep-08	15:25:15	0
49	15SEP08A 49	ICSA_CEC	0.96254	1352402		0.011	15-Sep-08	15:31:17	0
50	15SEP08A 50	ICSAB_CEC	0.95988	1348655		0.009	15-Sep-08	15:34:21	0
51	15SEP08A 51	F080911-1MB 10X	0.96138	1350772		0.010	15-Sep-08	15:37:26	0
52	15SEP08A 52	F080912-1MB 10X	0.96334	1353519		0.010	15-Sep-08	15:40:31	0
53	15SEP08A 53	IP080915-21LCS 10X	0.96619	1357522		0.011	15-Sep-08	15:43:37	0
54	15SEP08A 54	0809060-1 10X	0.99383	1396364		0.010	15-Sep-08	16:30:15	0
55	15SEP08A 55	0809060-2 10X	0.98300	1381143		0.012	15-Sep-08	16:33:19	0
56	15SEP08A 56	0809060-3 10X	0.98383	1382307		0.010	15-Sep-08	16:36:24	0
57	15SEP08A 57	0809060-4 10X	0.97238	1366226		0.011	15-Sep-08	16:40:54	0
58	15SEP08A 58	0809060-6 10X	0.96196	1351587		0.009	15-Sep-08	16:43:33	0
59	15SEP08A 59	CCV	0.95754	1345373		0.009	15-Sep-08	16:46:21	0
60	15SEP08A 60	CCB	0.94981	1334505		0.009	15-Sep-08	16:49:07	0
61	15SEP08A 61	0809060-7 10X	0.96011	1348980		0.011	15-Sep-08	16:52:37	0
62	15SEP08A 62	0809060-8 10X	0.96438	1354985		0.010	15-Sep-08	16:55:23	0

Quantify Compound Summary Report
15SEP08A

Sample List: D:\MassLynx Projects\AUG2002.PRO\SampleDB\15SEP08A
Last modified: Mon Sep 15 16:40:38 2008
Method: D:\MassLynx Projects\AUG2002.PRO\MethDB\CD_SB_TL_U_PB_MO_AG_AS_SE+IS
Last modified: Tue Sep 16 10:04:10 2008
Job Code:

Printed: Tue Sep 16 10:05:22 2008

Compound 2: 103Rh

#	File name	Sample ID	PPB	CPS	IS CPS	%StdDev	Aq Date	AqTime	IS#
63	15SEP08A 63	0809076-1 10X	0.95439	1340951		0.008	15-Sep-08	16:58:10	0
64	15SEP08A 64	0809076-2 10X	0.96032	1349283		0.009	15-Sep-08	17:00:57	0
65	15SEP08A 65	0809076-3 10X	0.95681	1344349		0.010	15-Sep-08	17:03:45	0
66	15SEP08A 66	0809076-4 10X	0.95845	1346653		0.009	15-Sep-08	17:06:33	0
67	15SEP08A 67	0809076-5 10X	0.96284	1352820		0.010	15-Sep-08	17:09:21	0
68	15SEP08A 68	0809076-6 10X	0.96225	1351983		0.011	15-Sep-08	17:12:10	0
69	15SEP08A 69	0809076-7 10X	0.96624	1357591		0.011	15-Sep-08	17:14:58	0
70	15SEP08A 70	0809076-8 10X	0.96481	1355590		0.009	15-Sep-08	17:17:47	0
71	15SEP08A 71	CCV	0.94477	1327430		0.010	15-Sep-08	17:20:36	0
72	15SEP08A 72	CCB	0.93455	1313071		0.009	15-Sep-08	17:23:24	0
73	15SEP08A 73	0809076-9 10X	0.94585	1328943		0.012	15-Sep-08	17:26:54	0
74	15SEP08A 74	0809076-10 10X	0.95133	1336646		0.010	15-Sep-08	17:29:43	0
75	15SEP08A 75	0809076-11 10X	0.94379	1326057		0.011	15-Sep-08	17:32:32	0
76	15SEP08A 76	0809076-11L 50X	0.93820	1318191		0.010	15-Sep-08	17:35:19	0
77	15SEP08A 77	0809076-1MS 10X	0.94790	1331828		0.012	15-Sep-08	17:38:06	0
78	15SEP08A 78	0809076-1MSD 10X	0.94474	1327383		0.012	15-Sep-08	17:40:54	0
79	15SEP08A 79	CCV	0.94013	1320914		0.012	15-Sep-08	17:43:42	0
80	15SEP08A 80	CCB	0.91754	1289170		0.009	15-Sep-08	17:46:31	0
81	15SEP08A 81	RINSE							

Quantify Compound Summary Report
15SEP08A

Sample List: D:\MassLynx Projects\AUG2002.PRO\SampleDB\15SEP08A
Last modified: Mon Sep 15 16:40:38 2008
Method: D:\MassLynx Projects\AUG2002.PRO\MethDB\CD_SB_TL_U_PB_MO_AG_AS_SE+IS
Last modified: Tue Sep 16 10:04:10 2008
Job Code:

Printed: Tue Sep 16 10:05:22 2008

Compound 7: 209Bi

#	File name	Sample ID	PPB	CPS	IS CPS	%StdDev	Aq Date	AqTime	IS#
1	15SEP08A 01	RINSE	1.0071	1079110		0.010	15-Sep-08	12:38:06	0
2	15SEP08A 02	RINSE	1.0035	1075270		0.012	15-Sep-08	12:40:23	0
3	15SEP08A 03	RINSE	1.0040	1075759		0.011	15-Sep-08	12:42:57	0
4	15SEP08A 04	RINSE	1.0098	1081949		0.011	15-Sep-08	12:45:59	0
5	15SEP08A 05	0 STD	1.0014	1072943		0.010	15-Sep-08	12:49:02	0
6	15SEP08A 06	L/100 STD	0.99343	1064448		0.011	15-Sep-08	12:52:04	0
7	15SEP08A 07	L/20 STD	0.99213	1063052		0.010	15-Sep-08	12:55:07	0
8	15SEP08A 08	L/10 STD	1.0027	1074432		0.010	15-Sep-08	12:58:11	0
9	15SEP08A 09	LOW/2 STD	1.0014	1072989		0.011	15-Sep-08	13:01:14	0
10	15SEP08A 10	LOW STD	1.0042	1076015		0.011	15-Sep-08	13:04:17	0
11	15SEP08A 11	MID STD	1.0035	1075270		0.009	15-Sep-08	13:07:21	0
12	15SEP08A 12	HIGH/2 STD	0.99721	1068498		0.010	15-Sep-08	13:10:38	0
13	15SEP08A 13	HIGH STD	1.0040	1075735		0.010	15-Sep-08	13:14:55	0
14	15SEP08A 14	HIGH STD READBACK	1.0109	1083159		0.011	15-Sep-08	13:20:13	0
15	15SEP08A 15	ICV	0.99465	1065751		0.010	15-Sep-08	13:24:30	0
16	15SEP08A 16	ICB	0.97877	1048739		0.010	15-Sep-08	13:31:28	0
17	15SEP08A 17	CRI_L/20	0.98804	1058676		0.011	15-Sep-08	13:36:46	0
18	15SEP08A 18	ICSA	0.87473	937263		0.010	15-Sep-08	13:39:51	0
19	15SEP08A 19	ICSAB	0.87293	935331		0.009	15-Sep-08	13:42:54	0
20	15SEP08A 20	F080911-1MB 10X	1.0012	1072733		0.010	15-Sep-08	13:45:58	0
21	15SEP08A 21	F080912-1MB 10X	0.99589	1067078		0.010	15-Sep-08	13:50:44	0
22	15SEP08A 22	0809060-1 10X	0.99480	1065914		0.010	15-Sep-08	13:53:48	0
23	15SEP08A 23	0809060-2 10X	1.0080	1080111		0.008	15-Sep-08	13:56:54	0
24	15SEP08A 24	0809060-3 10X	0.98965	1060399		0.010	15-Sep-08	13:59:59	0
25	15SEP08A 25	0809060-4 10X	0.99454	1065635		0.010	15-Sep-08	14:03:05	0
26	15SEP08A 26	0809060-6 10X	0.97634	1046132		0.009	15-Sep-08	14:06:11	0
27	15SEP08A 27	CCV	0.98861	1059282		0.010	15-Sep-08	14:09:17	0
28	15SEP08A 28	CCB	0.98854	1059212		0.010	15-Sep-08	14:15:00	0
29	15SEP08A 29	0809060-7 10X	0.96904	1038313		0.009	15-Sep-08	14:18:04	0
30	15SEP08A 30	0809060-8 10X	0.95407	1022278		0.011	15-Sep-08	14:21:10	0
31	15SEP08A 31	0809076-1 10X	0.96532	1034333		0.009	15-Sep-08	14:24:15	0

Sample List: D:\MassLynx Projects\AUG2002.PRO\SampleDB\15SEP08A
Last modified: Mon Sep 15 16:40:38 2008
Method: D:\MassLynx Projects\AUG2002.PRO\MethDB\CD_SB_TL_U_PB_MO_AG_AS_SE+IS
Last modified: Tue Sep 16 10:04:10 2008
Job Code:

Printed: Tue Sep 16 10:05:22 2008

Compound 7: 209Bi

#	File name	Sample ID	PPB	CPS	IS CPS	%StdDev	Aq Date	AqTime	IS#
32	15SEP08A 32	0809076-2 10X	0.96246	1031261		0.012	15-Sep-08	14:27:18	0
33	15SEP08A 33	0809076-3 10X	0.95670	1025094		0.011	15-Sep-08	14:30:22	0
34	15SEP08A 34	0809076-4 10X	0.97627	1046063		0.013	15-Sep-08	14:33:26	0
35	15SEP08A 35	0809076-5 10X	0.92519	991325		0.011	15-Sep-08	14:36:31	0
36	15SEP08A 36	0809076-6 10X	0.96007	1028701		0.010	15-Sep-08	14:39:35	0
37	15SEP08A 37	0809076-7 10X	0.96205	1030819		0.011	15-Sep-08	14:42:40	0
38	15SEP08A 38	0809076-8 10X	0.96589	1034938		0.011	15-Sep-08	14:45:46	0
39	15SEP08A 39	CCV	0.98175	1051927		0.009	15-Sep-08	14:48:52	0
40	15SEP08A 40	CCB	0.96989	1039220		0.012	15-Sep-08	14:51:57	0
41	15SEP08A 41	0809076-9 10X	0.98409	1054441		0.008	15-Sep-08	14:56:43	0
42	15SEP08A 42	0809076-10 10X	0.97807	1047994		0.011	15-Sep-08	14:59:49	0
43	15SEP08A 43	0809076-11 10X	0.96387	1032774		0.011	15-Sep-08	15:02:55	0
44	15SEP08A 44	0809076-11L 50X	0.98344	1053743		0.012	15-Sep-08	15:06:03	0
45	15SEP08A 45	0809076-1MS 10X	0.95214	1020207		0.011	15-Sep-08	15:09:08	0
46	15SEP08A 46	0809076-1MSD 10X	0.95275	1020858		0.011	15-Sep-08	15:12:12	0
47	15SEP08A 47	CCV	0.98463	1055023		0.011	15-Sep-08	15:15:16	0
48	15SEP08A 48	CCB	0.96024	1028887		0.009	15-Sep-08	15:25:15	0
49	15SEP08A 49	ICSA_CEC	1.0045	1076340		0.009	15-Sep-08	15:31:17	0
50	15SEP08A 50	ICSAB_CEC	1.0062	1078086		0.010	15-Sep-08	15:34:21	0
51	15SEP08A 51	F080911-1MB 10X	0.98305	1053324		0.010	15-Sep-08	15:37:26	0
52	15SEP08A 52	F080912-1MB 10X	0.99510	1066240		0.011	15-Sep-08	15:40:31	0
53	15SEP08A 53	IP080915-21LCS 10X	1.0007	1072268		0.011	15-Sep-08	15:43:37	0
54	15SEP08A 54	0809060-1 10X	1.0008	1072338		0.010	15-Sep-08	16:30:15	0
55	15SEP08A 55	0809060-2 10X	1.0000	1071523		0.012	15-Sep-08	16:33:19	0
56	15SEP08A 56	0809060-3 10X	1.0097	1081926		0.008	15-Sep-08	16:36:24	0
57	15SEP08A 57	0809060-4 10X	1.0013	1072919		0.011	15-Sep-08	16:40:54	0
58	15SEP08A 58	0809060-6 10X	0.99758	1068893		0.010	15-Sep-08	16:43:33	0
59	15SEP08A 59	CCV	0.97477	1044457		0.011	15-Sep-08	16:46:21	0
60	15SEP08A 60	CCB	0.95551	1023814		0.009	15-Sep-08	16:49:07	0
61	15SEP08A 61	0809060-7 10X	0.98987	1060631		0.011	15-Sep-08	16:52:37	0
62	15SEP08A 62	0809060-8 10X	1.0041	1075922		0.014	15-Sep-08	16:55:23	0

Quantify Compound Summary Report
15SEP08A

Sample List: D:\MassLynx Projects\AUG2002.PRO\SampleDB\15SEP08A
Last modified: Mon Sep 15 16:40:38 2008
Method: D:\MassLynx Projects\AUG2002.PRO\MethDB\CD_SB_TL_U_PB_MO_AG_AS_SE+IS
Last modified: Tue Sep 16 10:04:10 2008
Job Code:

Printed: Tue Sep 16 10:05:22 2008

Compound 7: 209Bi

#	File name	Sample ID	PPB	CPS	IS CPS	%StdDev	Aq Date	AqTime	IS#
63	15SEP08A 63	0809076-1 10X	0.99397	1065030		0.010	15-Sep-08	16:58:10	0
64	15SEP08A 64	0809076-2 10X	0.99727	1068567		0.013	15-Sep-08	17:00:57	0
65	15SEP08A 65	0809076-3 10X	0.99182	1062726		0.011	15-Sep-08	17:03:45	0
66	15SEP08A 66	0809076-4 10X	0.99782	1069149		0.010	15-Sep-08	17:06:33	0
67	15SEP08A 67	0809076-5 10X	0.99988	1071360		0.010	15-Sep-08	17:09:21	0
68	15SEP08A 68	0809076-6 10X	1.0037	1075456		0.011	15-Sep-08	17:12:10	0
69	15SEP08A 69	0809076-7 10X	1.0059	1077830		0.009	15-Sep-08	17:14:58	0
70	15SEP08A 70	0809076-8 10X	1.0052	1077062		0.013	15-Sep-08	17:17:47	0
71	15SEP08A 71	CCV	0.97725	1047110		0.008	15-Sep-08	17:20:36	0
72	15SEP08A 72	CCB	0.95338	1021533		0.011	15-Sep-08	17:23:24	0
73	15SEP08A 73	0809076-9 10X	0.98857	1059235		0.010	15-Sep-08	17:26:54	0
74	15SEP08A 74	0809076-10 10X	0.98928	1060003		0.013	15-Sep-08	17:29:43	0
75	15SEP08A 75	0809076-11 10X	0.99391	1064960		0.012	15-Sep-08	17:32:32	0
76	15SEP08A 76	0809076-11L 50X	0.96850	1037731		0.012	15-Sep-08	17:35:19	0
77	15SEP08A 77	0809076-1MS 10X	0.98496	1055372		0.013	15-Sep-08	17:38:06	0
78	15SEP08A 78	0809076-1MSD 10X	0.98472	1055116		0.009	15-Sep-08	17:40:54	0
79	15SEP08A 79	CCV	0.97338	1042967		0.009	15-Sep-08	17:43:42	0
80	15SEP08A 80	CCB	0.95462	1022860		0.020	15-Sep-08	17:46:31	0
81	15SEP08A 81	RINSE							

Quantify Compound Summary Report
15SEP08A

Sample List: D:\MassLynx Projects\AUG2002.PRO\SampleDB\15SEP08A
Last modified: Mon Sep 15 16:40:38 2008
Method: D:\MassLynx Projects\AUG2002.PRO\MethDB\CD_SB_TL_U_PB_MO_AG_AS_SE+IS
Last modified: Tue Sep 16 10:04:10 2008
Job Code:

Printed: Tue Sep 16 10:05:22 2008

Compound 13: 71Ga

#	File name	Sample ID	PPB	CPS	IS CPS	%StdDev	Aq Date	AqTime	IS#
1	15SEP08A 01	RINSE	1.0020	698996		0.015	15-Sep-08	12:38:06	0
2	15SEP08A 02	RINSE	0.99816	696320		0.017	15-Sep-08	12:40:23	0
3	15SEP08A 03	RINSE	1.0059	701743		0.017	15-Sep-08	12:42:57	0
4	15SEP08A 04	RINSE	1.0010	698322		0.019	15-Sep-08	12:45:59	0
5	15SEP08A 05	0 STD	0.99996	697577		0.012	15-Sep-08	12:49:02	0
6	15SEP08A 06	L/100 STD	0.99425	693597		0.020	15-Sep-08	12:52:04	0
7	15SEP08A 07	L/20 STD	0.98211	685126		0.019	15-Sep-08	12:55:07	0
8	15SEP08A 08	L/10 STD	0.99025	690804		0.018	15-Sep-08	12:58:11	0
9	15SEP08A 09	LOW/2 STD	1.0017	698787		0.015	15-Sep-08	13:01:14	0
10	15SEP08A 10	LOW STD	1.0085	703535		0.019	15-Sep-08	13:04:17	0
11	15SEP08A 11	MID STD	1.0068	702348		0.017	15-Sep-08	13:07:21	0
12	15SEP08A 12	HIGH/2 STD	0.99786	696111		0.021	15-Sep-08	13:10:38	0
13	15SEP08A 13	HIGH STD	1.0186	710563		0.018	15-Sep-08	13:14:55	0
14	15SEP08A 14	HIGH STD READBACK	1.0109	705210		0.024	15-Sep-08	13:20:13	0
15	15SEP08A 15	ICV	1.0056	701533		0.019	15-Sep-08	13:24:30	0
16	15SEP08A 16	ICB	0.98768	689012		0.022	15-Sep-08	13:31:28	0
17	15SEP08A 17	CRI_L/20	0.98305	685778		0.023	15-Sep-08	13:36:46	0
18	15SEP08A 18	ICSA	0.94094	656407		0.017	15-Sep-08	13:39:51	0
19	15SEP08A 19	ICSAB	0.93557	652660		0.014	15-Sep-08	13:42:54	0
20	15SEP08A 20	F080911-1MB 10X	0.99973	697414		0.030	15-Sep-08	13:45:58	0
21	15SEP08A 21	F080912-1MB 10X	1.0086	703604		0.023	15-Sep-08	13:50:44	0
22	15SEP08A 22	0809060-1 10X	1.0144	707631		0.021	15-Sep-08	13:53:48	0
23	15SEP08A 23	0809060-2 10X	1.0187	710656		0.027	15-Sep-08	13:56:54	0
24	15SEP08A 24	0809060-3 10X	1.0081	703255		0.026	15-Sep-08	13:59:59	0
25	15SEP08A 25	0809060-4 10X	1.0192	711005		0.021	15-Sep-08	14:03:05	0
26	15SEP08A 26	0809060-6 10X	0.99656	695203		0.026	15-Sep-08	14:06:11	0
27	15SEP08A 27	CCV	1.0001	697670		0.023	15-Sep-08	14:09:17	0
28	15SEP08A 28	CCB	0.99002	690642		0.021	15-Sep-08	14:15:00	0
29	15SEP08A 29	0809060-7 10X	1.0001	697693		0.017	15-Sep-08	14:18:04	0
30	15SEP08A 30	0809060-8 10X	0.98541	687430		0.017	15-Sep-08	14:21:10	0
31	15SEP08A 31	0809076-1 10X	0.98641	688128		0.020	15-Sep-08	14:24:15	0

Quantify Compound Summary Report
15SEP08A

Sample List: D:\MassLynx Projects\AUG2002.PRO\SampleDB\15SEP08A
Last modified: Mon Sep 15 16:40:38 2008
Method: D:\MassLynx Projects\AUG2002.PRO\MethDB\CD_SB_TL_U_PB_MO_AG_AS_SE+IS
Last modified: Tue Sep 16 10:04:10 2008
Job Code:

Printed: Tue Sep 16 10:05:22 2008

Compound 13: 71Ga

#	File name	Sample ID	PPB	CPS	IS CPS	%StdDev	Aq Date	AqTime	IS#
32	15SEP08A 32	0809076-2 10X	0.99135	691572		0.018	15-Sep-08	14:27:18	0
33	15SEP08A 33	0809076-3 10X	0.98214	685149		0.018	15-Sep-08	14:30:22	0
34	15SEP08A 34	0809076-4 10X	0.98601	687849		0.024	15-Sep-08	14:33:26	0
35	15SEP08A 35	0809076-5 10X	0.99335	692969		0.017	15-Sep-08	14:36:31	0
36	15SEP08A 36	0809076-6 10X	0.99219	692154		0.016	15-Sep-08	14:39:35	0
37	15SEP08A 37	0809076-7 10X	1.0028	699578		0.021	15-Sep-08	14:42:40	0
38	15SEP08A 38	0809076-8 10X	0.99512	694202		0.014	15-Sep-08	14:45:46	0
39	15SEP08A 39	CCV	0.98625	688012		0.024	15-Sep-08	14:48:52	0
40	15SEP08A 40	CCB	0.97167	677842		0.022	15-Sep-08	14:51:57	0
41	15SEP08A 41	0809076-9 10X	0.99883	696786		0.022	15-Sep-08	14:56:43	0
42	15SEP08A 42	0809076-10 10X	0.99556	694505		0.022	15-Sep-08	14:59:49	0
43	15SEP08A 43	0809076-11 10X	0.98401	686452		0.021	15-Sep-08	15:02:55	0
44	15SEP08A 44	0809076-11L 50X	0.98815	689338		0.022	15-Sep-08	15:06:03	0
45	15SEP08A 45	0809076-1MS 10X	0.96710	674653		0.018	15-Sep-08	15:09:08	0
46	15SEP08A 46	0809076-1MSD 10X	0.97053	677050		0.021	15-Sep-08	15:12:12	0
47	15SEP08A 47	CCV	0.98264	685498		0.022	15-Sep-08	15:15:16	0
48	15SEP08A 48	CCB	0.96103	670418		0.027	15-Sep-08	15:25:15	0
49	15SEP08A 49	ICSA_CEC	0.98738	688803		0.024	15-Sep-08	15:31:17	0
50	15SEP08A 50	ICSAB_CEC	0.98795	689199		0.024	15-Sep-08	15:34:21	0
51	15SEP08A 51	F080911-1MB 10X	0.97828	682450		0.023	15-Sep-08	15:37:26	0
52	15SEP08A 52	F080912-1MB 10X	0.99165	691782		0.021	15-Sep-08	15:40:31	0
53	15SEP08A 53	IP080915-21LCS 10X	0.99042	690921		0.021	15-Sep-08	15:43:37	0
54	15SEP08A 54	0809060-1 10X	1.0036	700114		0.023	15-Sep-08	16:30:15	0
55	15SEP08A 55	0809060-2 10X	0.99312	692806		0.029	15-Sep-08	16:33:19	0
56	15SEP08A 56	0809060-3 10X	1.0027	699508		0.025	15-Sep-08	16:36:24	0
57	15SEP08A 57	0809060-4 10X	0.99349	693062		0.027	15-Sep-08	16:40:54	0
58	15SEP08A 58	0809060-6 10X	0.98885	689827		0.027	15-Sep-08	16:43:33	0
59	15SEP08A 59	CCV	0.97384	679354		0.022	15-Sep-08	16:46:21	0
60	15SEP08A 60	CCB	0.97284	678656		0.020	15-Sep-08	16:49:07	0
61	15SEP08A 61	0809060-7 10X	0.97998	683636		0.027	15-Sep-08	16:52:37	0
62	15SEP08A 62	0809060-8 10X	0.98508	687197		0.025	15-Sep-08	16:55:23	0

Quantify Compound Summary Report
15SEP08A

Sample List: D:\MassLynx Projects\AUG2002.PRO\SampleDB\15SEP08A
Last modified: Mon Sep 15 16:40:38 2008
Method: D:\MassLynx Projects\AUG2002.PRO\MethDB\CD_SB_TL_U_PB_MO_AG_AS_SE+IS
Last modified: Tue Sep 16 10:04:10 2008
Job Code:

Printed: Tue Sep 16 10:05:22 2008

Compound 13: 71Ga

#	File name	Sample ID	PPB	CPS	IS CPS	%StdDev	Aq Date	AqTime	IS#
63	15SEP08A 63	0809076-1 10X	0.98308	685801		0.024	15-Sep-08	16:58:10	0
64	15SEP08A 64	0809076-2 10X	0.98611	687919		0.022	15-Sep-08	17:00:57	0
65	15SEP08A 65	0809076-3 10X	0.98071	684148		0.024	15-Sep-08	17:03:45	0
66	15SEP08A 66	0809076-4 10X	0.99182	691898		0.024	15-Sep-08	17:06:33	0
67	15SEP08A 67	0809076-5 10X	1.0024	699276		0.023	15-Sep-08	17:09:21	0
68	15SEP08A 68	0809076-6 10X	0.98194	685010		0.028	15-Sep-08	17:12:10	0
69	15SEP08A 69	0809076-7 10X	0.98888	689850		0.030	15-Sep-08	17:14:58	0
70	15SEP08A 70	0809076-8 10X	0.98368	686220		0.027	15-Sep-08	17:17:47	0
71	15SEP08A 71	CCV	0.97150	677725		0.027	15-Sep-08	17:20:36	0
72	15SEP08A 72	CCB	0.95776	668137		0.025	15-Sep-08	17:23:24	0
73	15SEP08A 73	0809076-9 10X	0.98415	686546		0.028	15-Sep-08	17:26:54	0
74	15SEP08A 74	0809076-10 10X	0.97627	681053		0.028	15-Sep-08	17:29:43	0
75	15SEP08A 75	0809076-11 10X	0.97427	679657		0.029	15-Sep-08	17:32:32	0
76	15SEP08A 76	0809076-11L 50X	0.97167	677842		0.027	15-Sep-08	17:35:19	0
77	15SEP08A 77	0809076-1MS 10X	0.97310	678842		0.028	15-Sep-08	17:38:06	0
78	15SEP08A 78	0809076-1MSD 10X	0.96953	676352		0.030	15-Sep-08	17:40:54	0
79	15SEP08A 79	CCV	0.96943	676282		0.021	15-Sep-08	17:43:42	0
80	15SEP08A 80	CCB	0.96063	670138		0.032	15-Sep-08	17:46:31	0
81	15SEP08A 81	RINSE							

Compound 3 name: 78Se
Coefficient of Determination: 0.999978
Calibration curve: -4.81930e-7 * x^3 + 1.83065e-5 * x^2 + 0.00319864 * x + 0.000257076
Response type: Internal Std (Ref 13), Area * (IS Conc. / IS Area)
Curve type: 3rd Order, Origin: Exclude, Weighting: 1/x, Axis trans: None

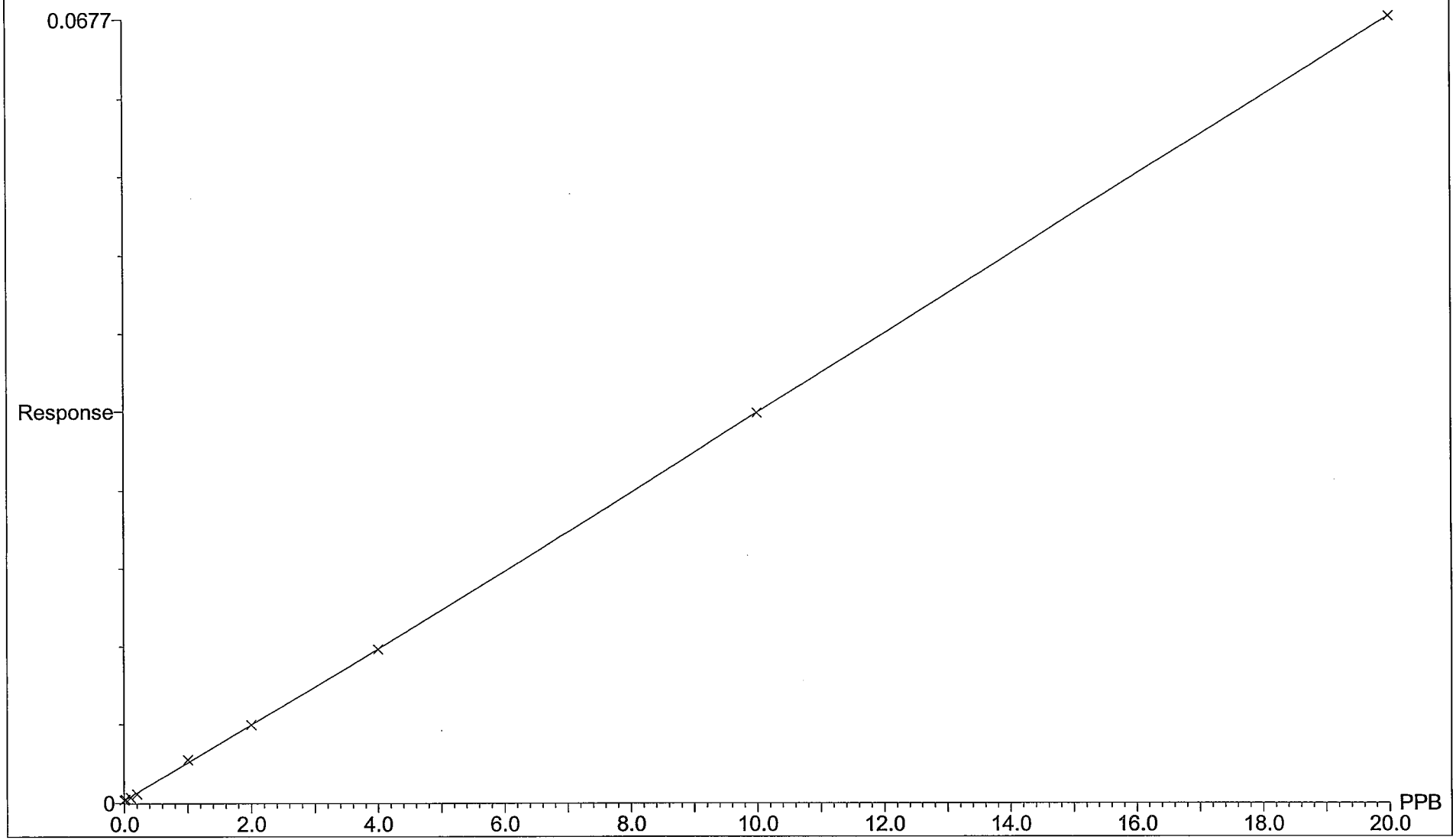

Compound 6 name: 1Cadmium
Coefficient of Determination: 0.999978
Calibration curve: -1.23508e-5 * x^3 + 0.000194512 * x^2 + 0.00794062 * x + 2.27169e-5
Response type: Internal Std (Ref 1), Area * (IS Conc. / IS Area)
Curve type: 3rd Order, Origin: Exclude, Weighting: 1/x, Axis trans: None

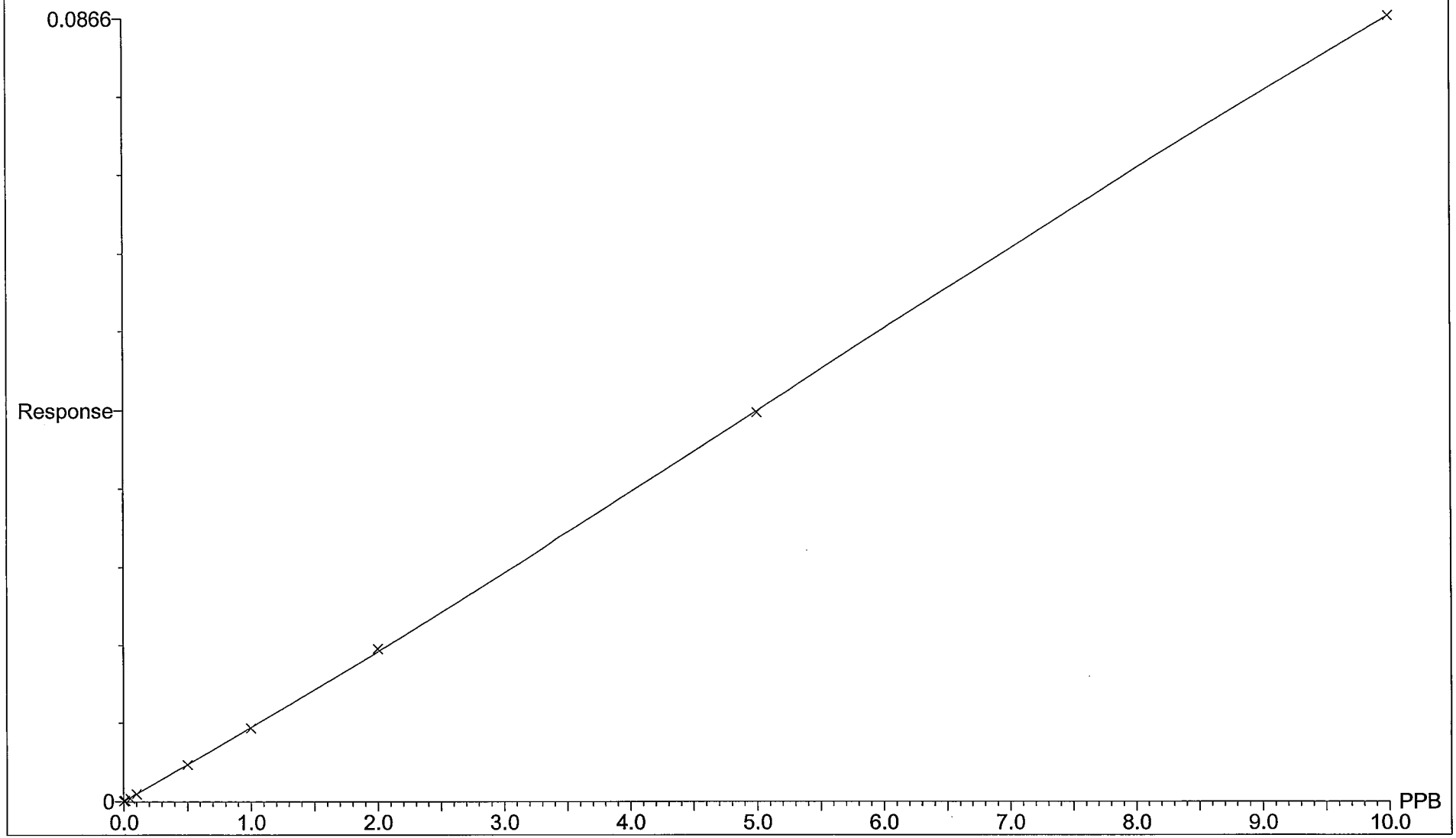

Compound 18 name: 0Lead
Coefficient of Determination: 0.999997
Calibration curve: -2.00752e-6 * x^3 + 0.000163259 * x^2 + 0.112994 * x + -3.73020e-5
Response type: Internal Std (Ref 7), Area * (IS Conc. / IS Area)
Curve type: 3rd Order, Origin: Exclude, Weighting: 1/x, Axis trans: None

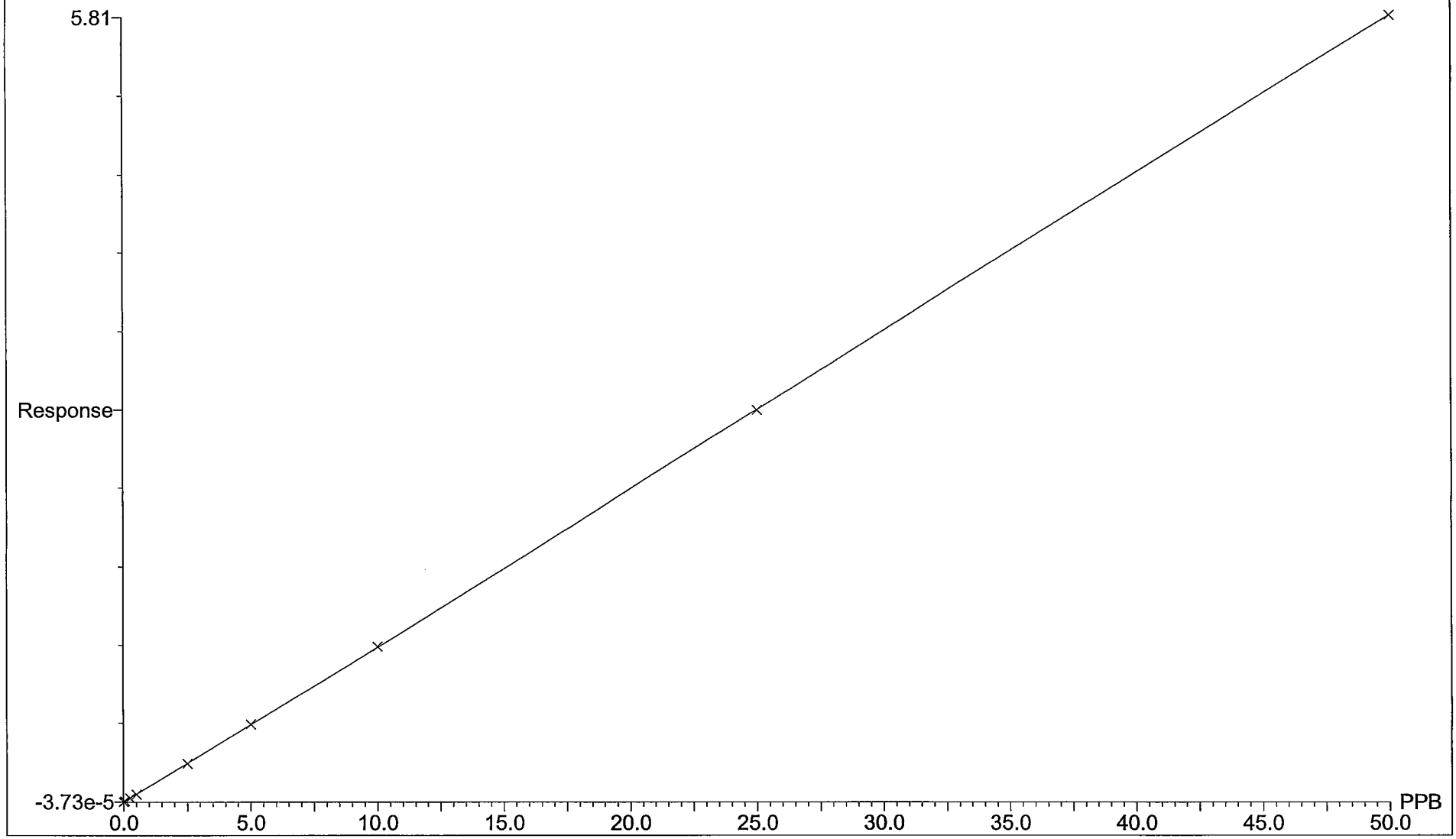

Compound 19 name: 75As
Coefficient of Determination: 0.999987
Calibration curve: -1.62906e-6 * x^3 + 4.98875e-5 * x^2 + 0.0106628 * x + 0.00127512
Response type: Internal Std (Ref 13), Area * (IS Conc. / IS Area)
Curve type: 3rd Order, Origin: Exclude, Weighting: 1/x, Axis trans: None

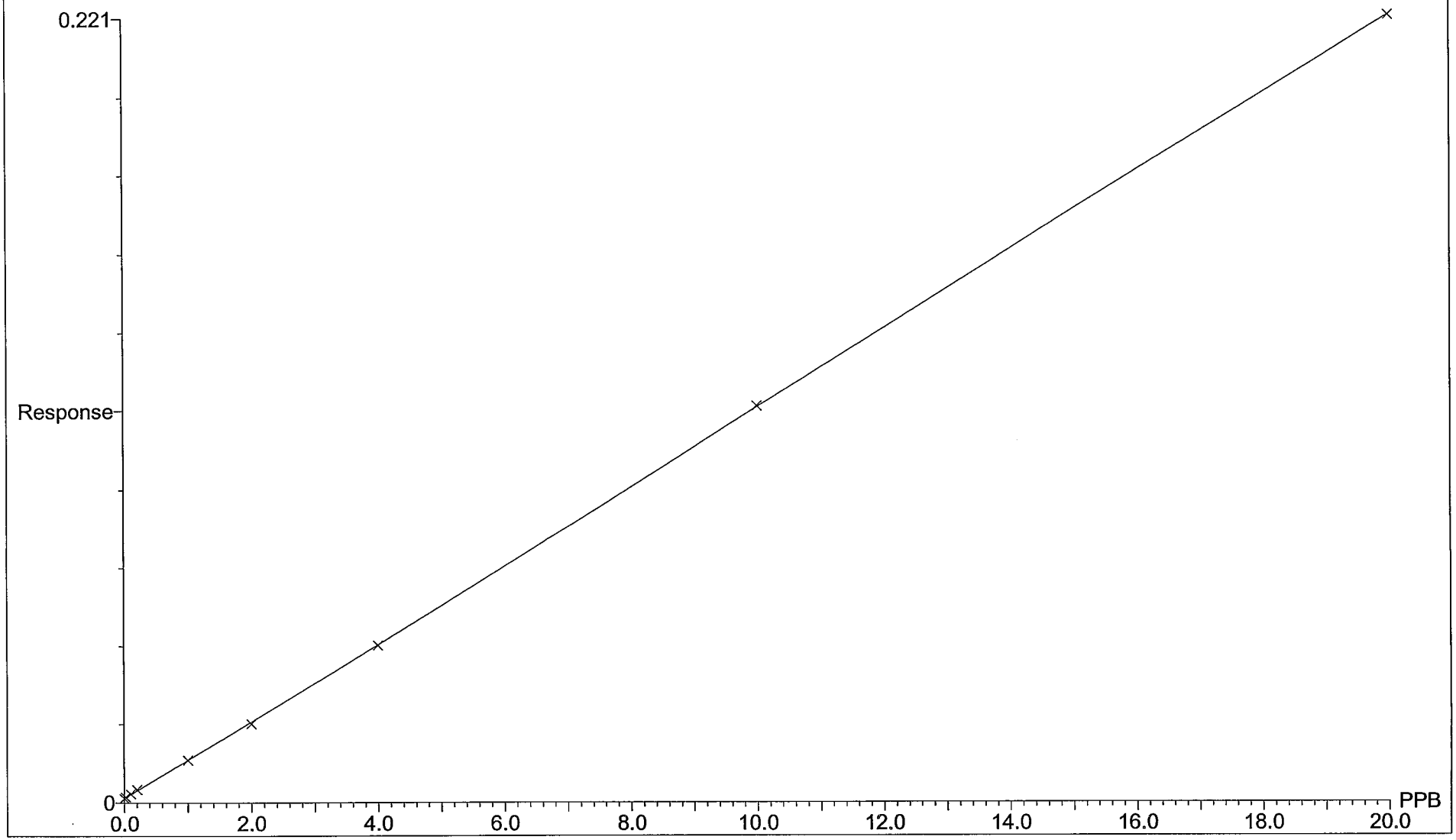

Compound 23 name: 109Ag
Coefficient of Determination: 0.999995
Calibration curve: -4.78894e-5 * x^3 + 0.000712040 * x^2 + 0.0383461 * x + -1.73987e-5
Response type: Internal Std (Ref 2), Area * (IS Conc. / IS Area)
Curve type: 3rd Order, Origin: Exclude, Weighting: 1/x, Axis trans: None

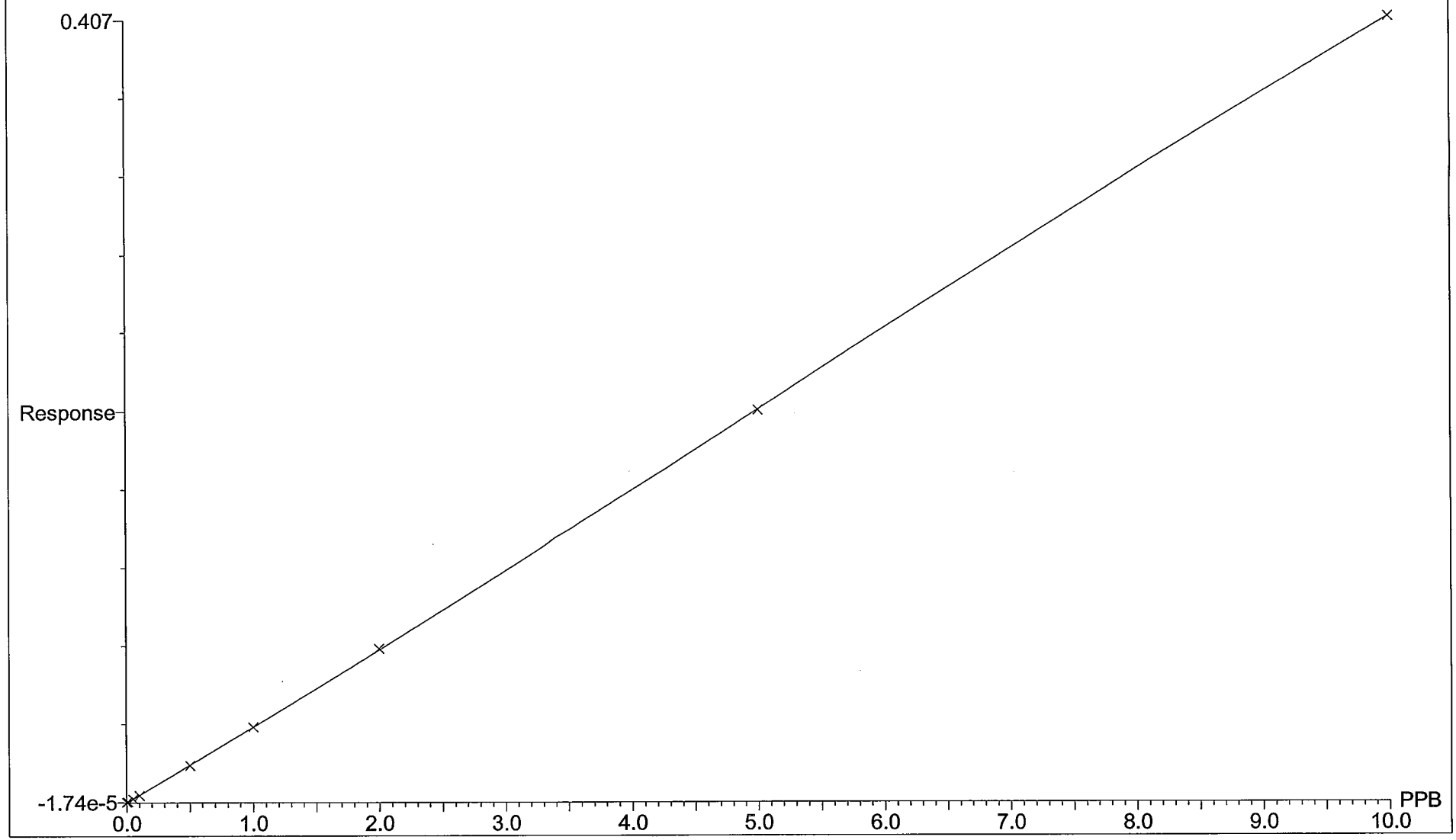

Miscellaneous

242283

Paragon Analytics

Documentation of Acidification and/or Filtration of Water Samples in Metals Department

Sample ID	Initial Sample pH	Initial Sample Volume (mL)	Filtered through 0.45 µm ? (Y / N)	Volume HNO_3 Added (mL)	Lot # for Conc. HNO_3	Date HNO_3 Added	Time HNO_3 Added	Initials	Sample pH after 24 hrs	Initials	Comments
F080902-2MB	—	150	Y	0.6	604026	9/2/08	1645	fm	<2 9/3/08 1700	fm	
0808205-1	7	300 140	Y	1.2	↓	↓	↓	↓	↓	↓	
0809004-1	8	~~80~~	N	~~1.8~~ 0.6	604026	9/5/08	1400	fm	<2 9/6/08 1630	fm	SAMPLE ONLY REQUIRED PRESERVATION
F0809-1MB	—	200	Y	0.6	604026	9/9/08	1600	fm	<2 9/12/08 1402	fm	
0808149-2	5	60 ~~80~~	N	0.6	↓	↓	↓	↓	↓	↓	ONLY REQUIRED PRESERVATION ↓
-4	5	60 ~~80~~	N	0.6							
-6	5	80	Y	0.2					<2 9.11.08 1645	AJ	SAMPLE 6 IS SAMPLE 2 AFTER FILTER & PRES.
-7	5	80	Y	0.2	↓	↓	↓	↓	<2 9.11.08 1645	AJ	SAMPLE 7 IS SAMPLE 4 AFTER FILTER & PRES
F080911-1MB	—	100	Y	0.4	604026	9/11/08	1700	fm	<2 9/13/08	RC	
0809060-1	7	60	Y	0.2	↓	↓	↓	↓	↓	↓	
-2	7	50	Y	0.2							
-3	6	60	Y	0.2							
-4	7	60	Y	0.2							
-6	6	40	Y	0.2							
-7	6	60	Y	0.2							
-8	6	60	Y	0.2	↓	↓	↓	↓	↓	↓	
F080912-1MB	—	100	Y	0.4	604026	9/12/08	1645	fm	<9/13/08		
0809076-1	7	60	Y	0.2	↓	↓	↓	↓	↓	↓	

Reviewed by / date RC 9/17/08

Form 824r1.doc (8/1/07)

242284

Paragon Analytics

Documentation of Acidification and/or Filtration of Water Samples in Metals Department

Sample ID	Initial Sample pH	Initial Sample Volume (mL)	Filtered through 0.45 µm ? (Y / N)	Volume HNO_3 Added (mL)	Lot # for Conc. HNO_3	Date HNO_3 Added	Time HNO_3 Added	Initials	Sample pH after 24 hrs	Initials	Comments
0809076-2	6	60	Y	0.2	604026	9/12/08	1645	fm	9/13/08	RF	
-3	7	60	Y	0.2							
-4	6	60	Y	0.2							
-5	7	60	Y	0.2							
-6	7	60	Y	0.2							
-7	7	60	Y	0.2							
-8	7	60	Y	0.2							
-9	7	60	Y	0.2							
-10	7	60	Y	0.2							
-11	7	100	Y	0.2							
~~F0915~~					~~9/15/08 fm~~						
F080915-1MB	—	100	Y	0.4	604026	9/15/08	1235	fm	9/17/08	RF	
0809093-1	7	60	Y	0.2							
-2	7	40	Y	0.2							
-3	6	60	Y	0.2							
-4	6	60	Y	0.2							
-5	7	60	Y	0.2							
-6	7	60	Y	0.2							

Reviewed by / date RF 9/17/08

Form 824r1.doc (8/1/07)