



FILE NO: US091582
 COMPANY: COACHMAN ENERGY
 WELL: FEDERAL 14 15-7-21
 FIELD: KOKOPELLI
 COUNTY: GARFIELD STATE CO

Ver. 4.01
 PAD: FEDERAL 21B
 RIG: FRONTIER 28
 LOCATION: SHL: SWNE 2345' FNL 713' FEL
 LAT: 39.51358000; LON: -107.55279000
 SEC 21 TWP 6S RGE 91W
 OTHER SERVICES: NONE

PERMANENT DATUM: GL ELEVATION 6932 FT
 LOG MEASURED FROM: KB 23 FT ABOVE P.D.
 DRILL. MEAS. FROM: KB
 ELEVATIONS: KB 6956 FT, DF, GL 6932 FT

DATE	TRIP	31-Dec-2014	1
SERVICE ORDER		US091582	
DEPTH DRILLER		9065 FT	
DEPTH LOGGER		9001 FT	
BOTTOM LOGGED INTERVAL		8998 FT	
TOP LOGGED INTERVAL		0 FT	
CASING DRILLER		9.625 IN @ 1510 FT	
CASING LOGGER		1503 FT	
BIT SIZE		8.75 IN	
TYPE OF FLUID IN HOLE		LSND	
DENSITY	VISCOSITY	9.2 LB/G	39 CP
PH	FLUID LOSS	8.7	6 C3
SOURCE OF SAMPLE	FLOWLINE		
RMF AT MEAS. TEMP.		1.2 OHMM @ 56 DEGF	
RMF AT MEAS. TEMP.		9 OHMM @ 51 DEGF	
RMC AT MEAS. TEMP.		1.5 OHMM @ 51 DEGF	
SOURCE OF RMF	RMC	CALCULATED	CALCULATED
RM AT BHT		854 OHMM @ 186 DEGF	
TIME SINCE CIRCULATION		6 HR	
MAX. RECORDED TEMP.		189 DEGF	
EQUIP. NO.	LOCATION	6685	GRAND JCT
RECORDED BY		D SMITH	
WITNESSED BY		P BLACKMER	

IN MAKING INTERPRETATIONS OF LOGS OUR EMPLOYEES WILL GIVE THE CUSTOMER THE BENEFIT OF THEIR BEST JUDGEMENT. BUT SINCE ALL INTERPRETATIONS ARE OPINIONS BASED ON INFERENCES FROM ELECTRICAL OR OTHER MEASUREMENTS, WE CANNOT, AND WE DO NOT GUARANTEE THE ACCURACY OR CORRECTNESS OF ANY INTERPRETATION. WE SHALL NOT BE LIABLE OR RESPONSIBLE FOR ANY LOSS, COST, DAMAGES, OR EXPENSES WHATSOEVER INCURRED OR SUSTAINED BY THE CUSTOMER RESULTING FROM ANY INTERPRETATION MADE BY ANY OF OUR EMPLOYEES.

BOREHOLE RECORD		
BIT SIZE	FROM	TO
13.5 IN	0 FT	1510 FT
8.75 IN	1510 FT	9065 FT

CASING RECORD				
SIZE	WEIGHT	GRADE	FROM	TO
9.625 IN	36 LB/F	J-55	0 FT	1510 FT

REMARKS

RUN 1 TRIP 1: HDIL DAL ZDL CN RAN IN COMBINATION

BVOL CVOL CALCULATED IN CUBIC FT
 CVOL CALCULATED USING PROPOSED 7" CASING
 CALIPER VERIFIED INSIDE CASING

RHO MATRIX: 2.65 G/CC
 RHO FLUID: 1.00 G/CC

DT MATRIX: 53 USEC

CN MATRIX: SANDSTONE
 CN RAN DECENTRALIZED

HDIL RAN WITH 1.5" STANDOFFS
 ABC TO CALCULATE MUD CONDUCTIVITY

THANK YOU FOR CHOOSING BAKER HUGHES WIRELINE SERVICES

CREW: OLSON/HOLLER/SMITH

RIG: FRONTIER 28

RUN 1: BRIDGED AT 3500 FT POOH FOR BIT TRIP

RUN 2: BRIDGED AT 6370 FT POOH FOR FULL WIPER TRIP

EQUIPMENT DATA

RUN	TRIP	TOOL	SERIES NO.	SERIAL NO.	POSITION
1	1	SWIVEL	3950XA	10102176	FREE
1	1	TTMA	3980XA	10121559	FREE
1	1	TEL/GR	3518FB/EG	10126400/10139870	FREE
1	1	NEUTRON	2436XA	10137930	FREE
1	1	DENSITY	2223XA	10123024	DECENTRALIZED
1	1	KNUCKLE	3930XA	10102172/10087285	FREE
1	1	DAL	1630EA	10146207	CENTRALIZED
1	1	DAL	1630MA	10142582	CENTRALIZED
1	1	HDIL	1530XA	10118612	STOOD OFF

MAIN LOG 2"/100FT SCALE

ECLIPS 6.2i ECLIPS General Release Rel 6.2i Wed Jun 12 12:21:40 CDT 2013

Updates: 1 Patches: 5

Plotted: Fri Jan 2 10:31:54 2015

PARAMETER AND FILTER SUMMARY REPORT

File: /dat1a/OH091582/n970a03.prm
 LOGGING MODE: DEPTH DIRECTION: UP
 TOP DEPTH: 1393.000 ft BOTTOM DEPTH: 9013.995 ft

SYMMETRIC FILTER

MEASUREMENT TYPE	PARAMETER	VALUE	UNITS	INTERVAL (ft)	
GR LOW RES	FILTER (i)	medium (1)		TOP	BOTTOM
GR MED RES	FILTER (j)	medium (1)		"	"
GR HIGH RES	FILTER (h)	light		"	"
CALIPER	FILTER (j)	medium (1)		"	"
TENSION	FILTER (j)	medium (1)		"	"
SP-SPDH	FILTER (j)	heavy (3)		"	"

BOREHOLE & CEMENT

MEASUREMENT TYPE	PARAMETER	VALUE	UNITS	INTERVAL (ft)	
BIT SIZE	BIT SIZE	8.750	in	TOP	BOTTOM
BOREHOLE CORR DIAMETER SOURCE	CALIPER/FIXED DIA. (mbh*)	USE CALIPER		"	"
BOREHOLE CORR DIAMETER	FIXED DIAMETER (mbh*)	8.755	in	"	"
MUD SAMPLE RESISTIVITY	MUD SAMPLE TEMP	56.0	degF	"	"
	MUD SAMPLE RES	1.240	ohm.m	TOP	2258.000
		0.980	ohm.m	2258.000	BOTTOM
BH MUD RESISTIVITY SOURCE	RMUD SOURCE (HDIL)	TOOL MEASURED		TOP	BOTTOM
BOREHOLE TEMP from GRADIENT	Known BH REF TEMP	77.0	degF	"	"
	at BH REF DEPTH	0.0	ft	"	"
	with TEMP GRADIENT	1.200	0.01 degF/ft	"	"

ACCELERATION PROCESSING

MEASUREMENT TYPE	PARAMETER	VALUE	UNITS	INTERVAL (ft)
ACCEL CORR SWITCH	ACCEL DEPTH CORR	CORRECTION ON		TOP BOTTOM

HDIL PROCESSING

MEASUREMENT TYPE	PARAMETER	VALUE	UNITS	INTERVAL (ft)
HDIL TEMPERATURE CORRECTION	TEMP CORRECTION	ON		TOP BOTTOM
ADAPTIVE BOREHOLE CORRECTION	ABC PROCESSING	ON		" "
	ABC to CALCULATE	MUD CONDUCTIVITY		" "
	STANDOFF	1.50	in	" "
	TOOL POSITION	ECCENTERED		" "
	Rmud MULTIPLIER	1.000		" "

CURVE DESCRIPTION REPORT

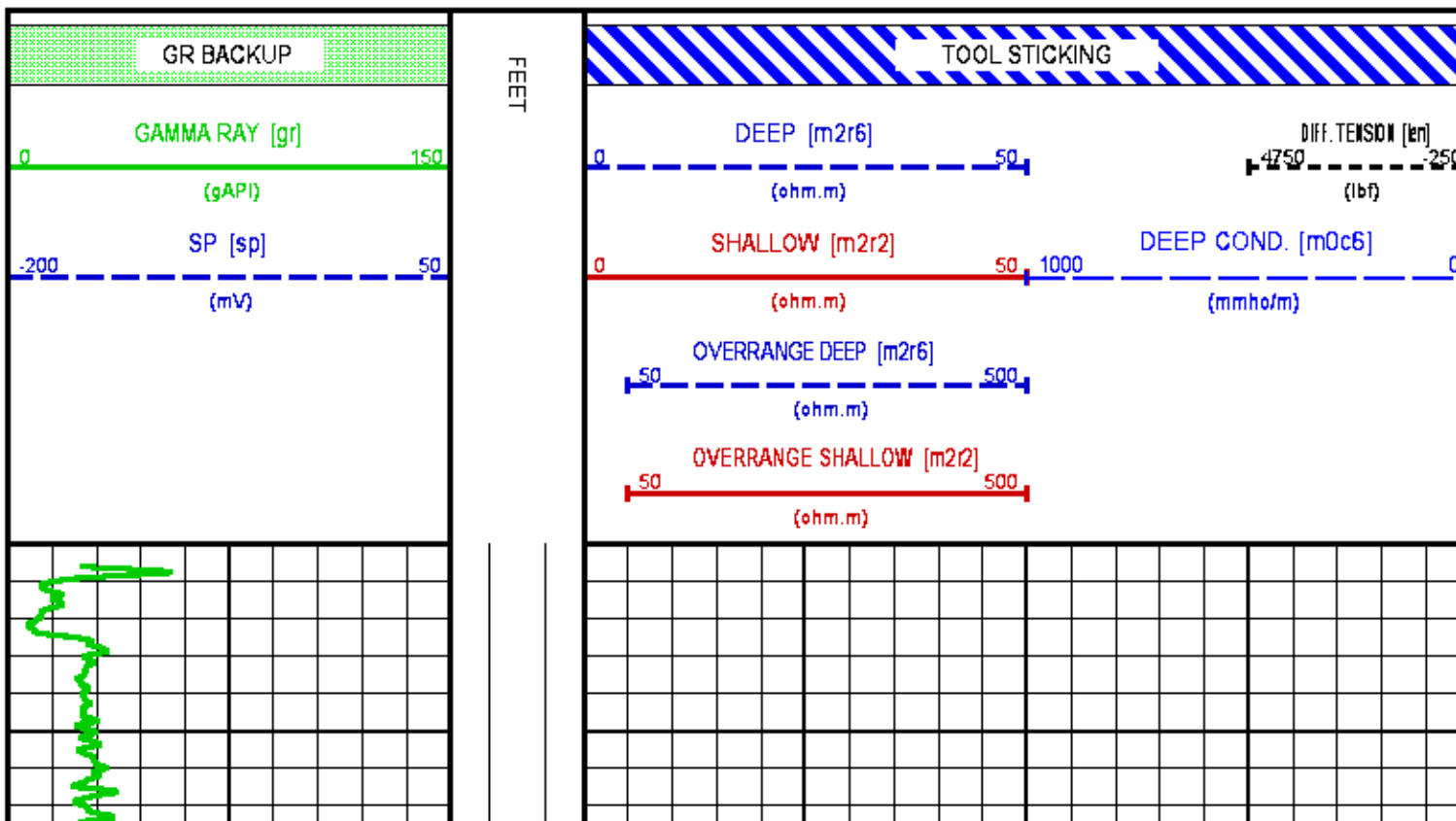
CURVE NAME	CREATION DATE	CURVE DESCRIPTION
F1:GR	Jan 2 06:28:17 2015	GAMMA RAY
F1:MOC6	Jan 2 06:28:17 2015	FOCUSED CONDUCTIVITY, 60-INCH DOI
F1:M2R2	Jan 2 06:28:17 2015	VERTICAL 2-FOOT RESOLUTION MATCHED RESISTIVITY, 20-INCH DOI
F1:M2R6	Jan 2 06:28:17 2015	VERTICAL 2-FOOT RESOLUTION MATCHED RESISTIVITY, 60-INCH DOI
F1:SP	Jan 2 06:28:17 2015	SPONTANEOUS POTENTIAL
F1:TEN	Jan 2 06:28:17 2015	DIFFERENTIAL TENSION


CURVE MEASURE POINT OFFSET

CURVE	OFFSET (ft)	CURVE	OFFSET (ft)	CURVE	OFFSET (ft)	CURVE	OFFSET (ft)
GR	46.00	M2R2	2.75	SP	1.25		
MOC6	2.75	M2R6	2.75	TEN	0.00		

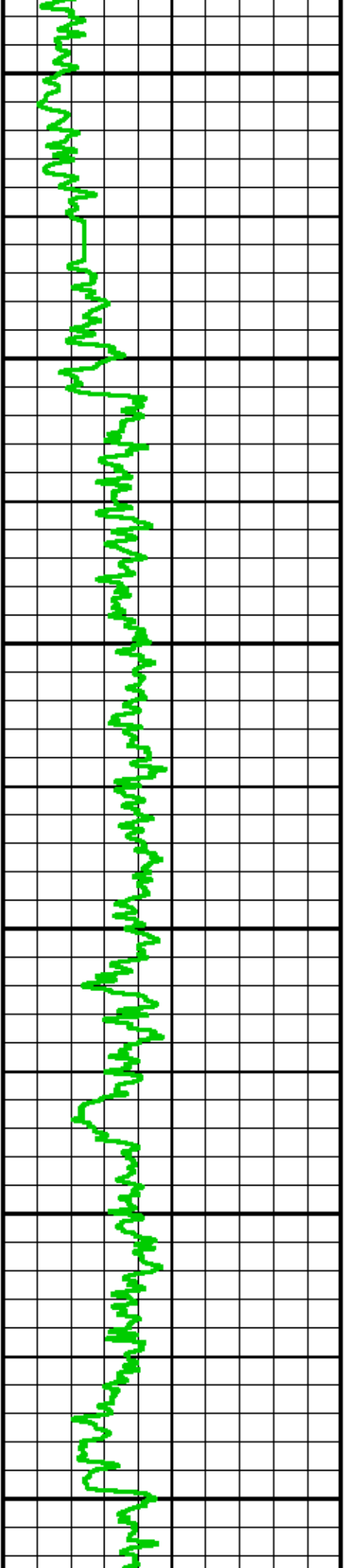
Presentation : cas6685:HDIL_LIN.fvpdf [2"/100' Scale]
Plot Interval : 6.25 - 9018.25 Feet


Data File 1 : F1 : cas6685:dat1a/OH091582/MAIN.xtf
Created On : Jan 2 06:28:17 2015
Company : COACHMAN ENERGY
Well : FEDERAL 14 15-7-21
Field : KOKOPELLI
File Interval : 6.25 - 9018.25 Feet
OCT : n970a





100 200 300 400 500 600





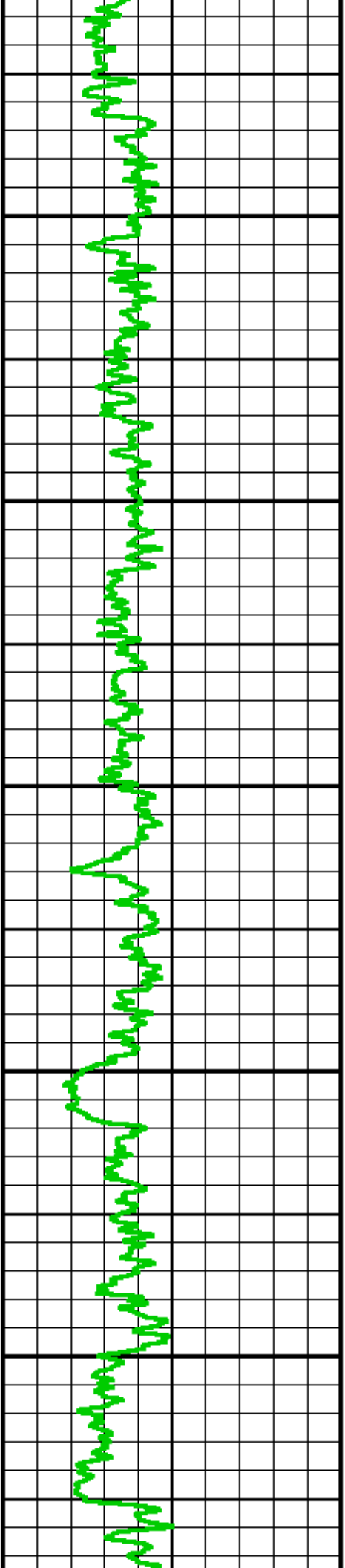
700

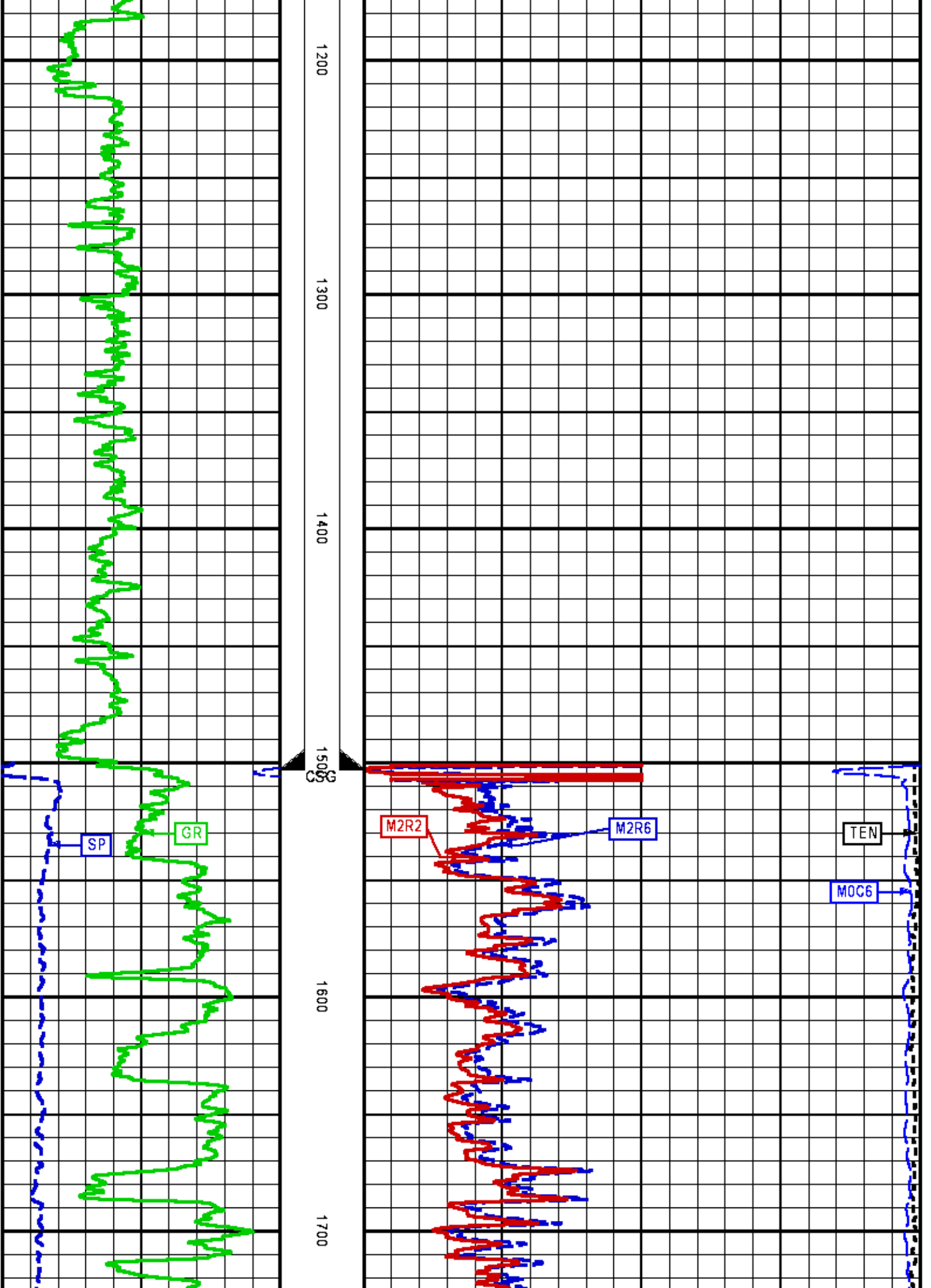
800

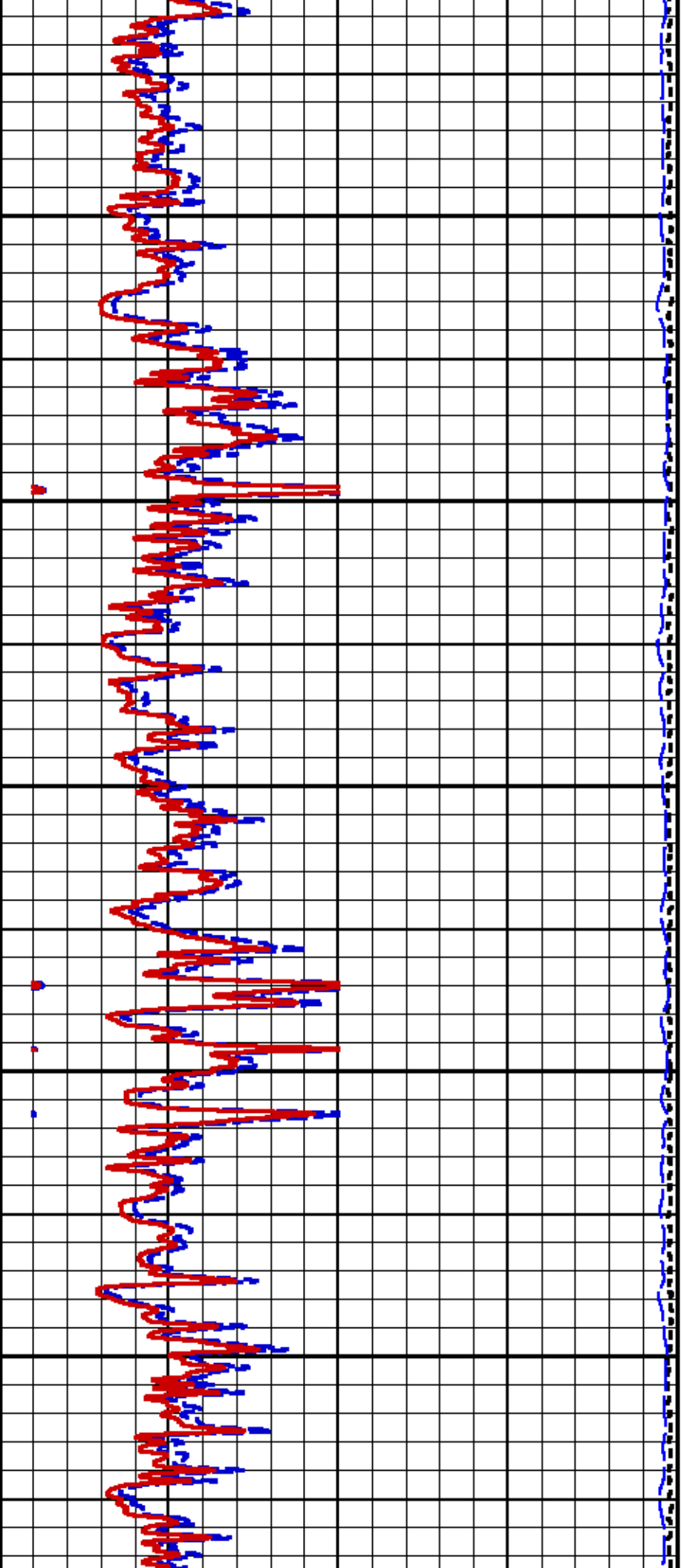
900

1000

1100







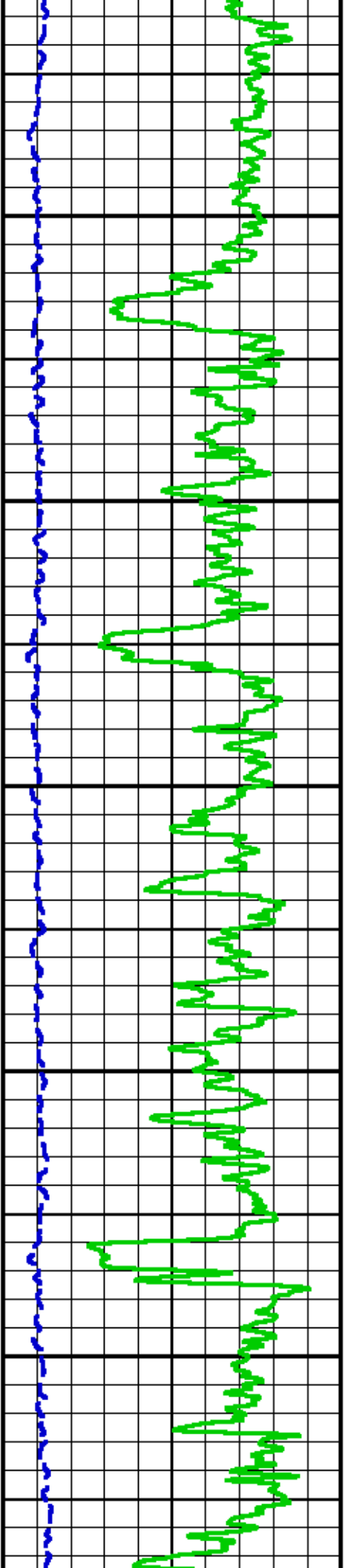
1800

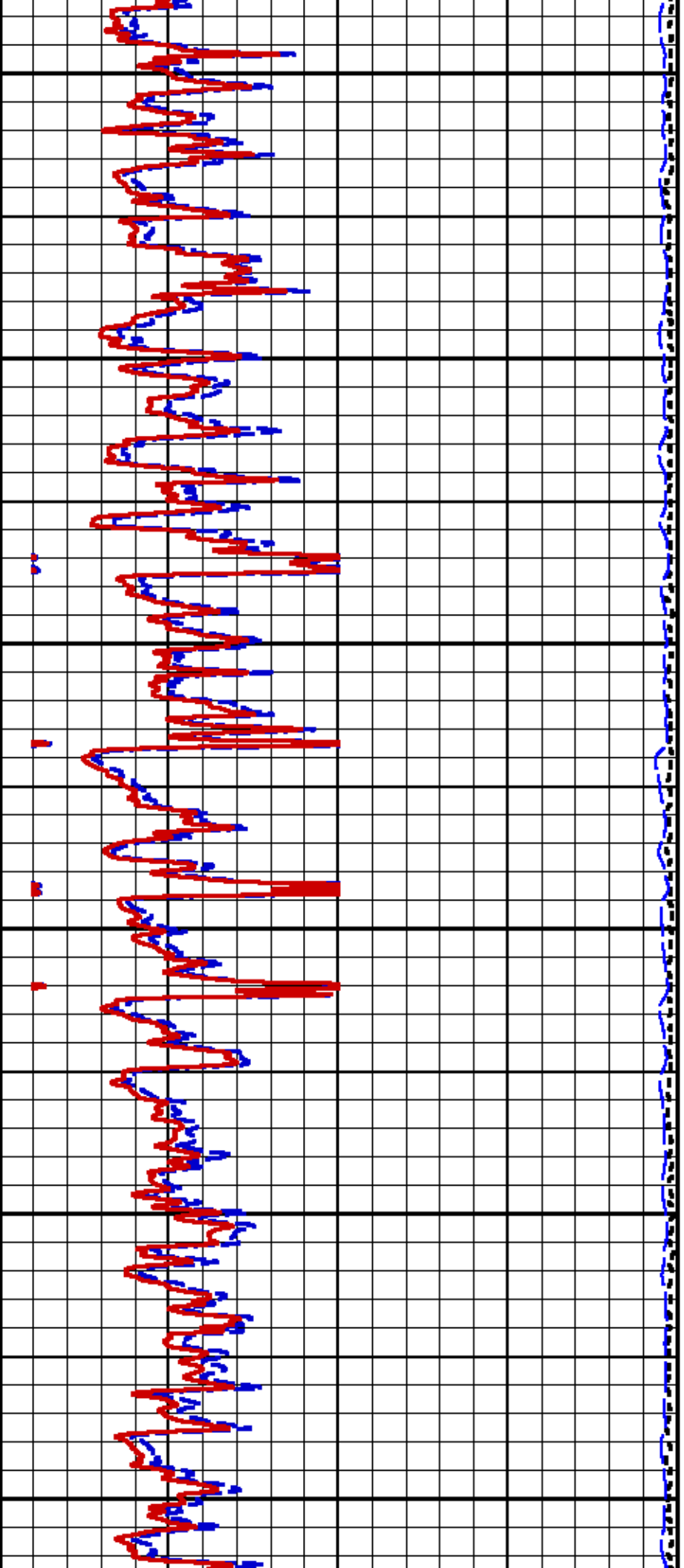
1900

2000

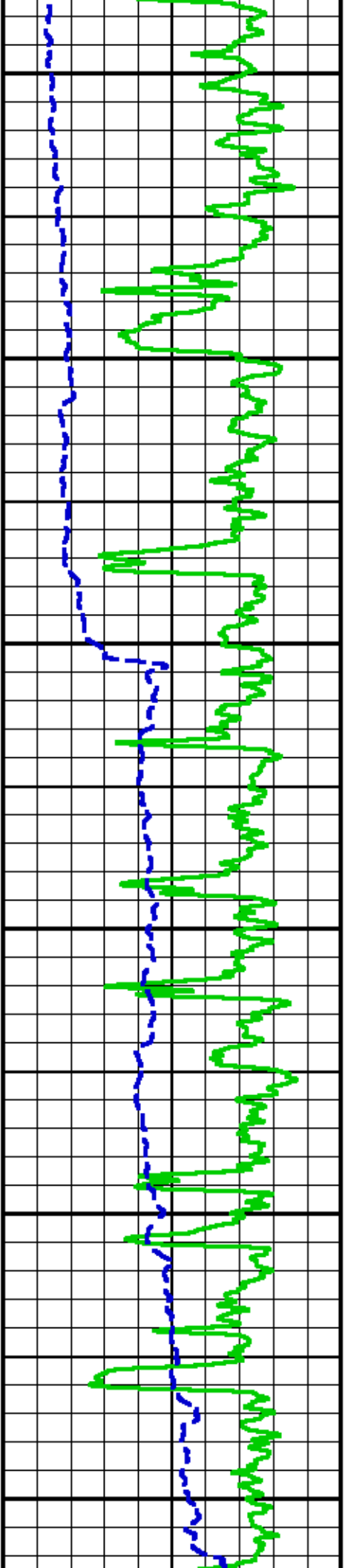
2100

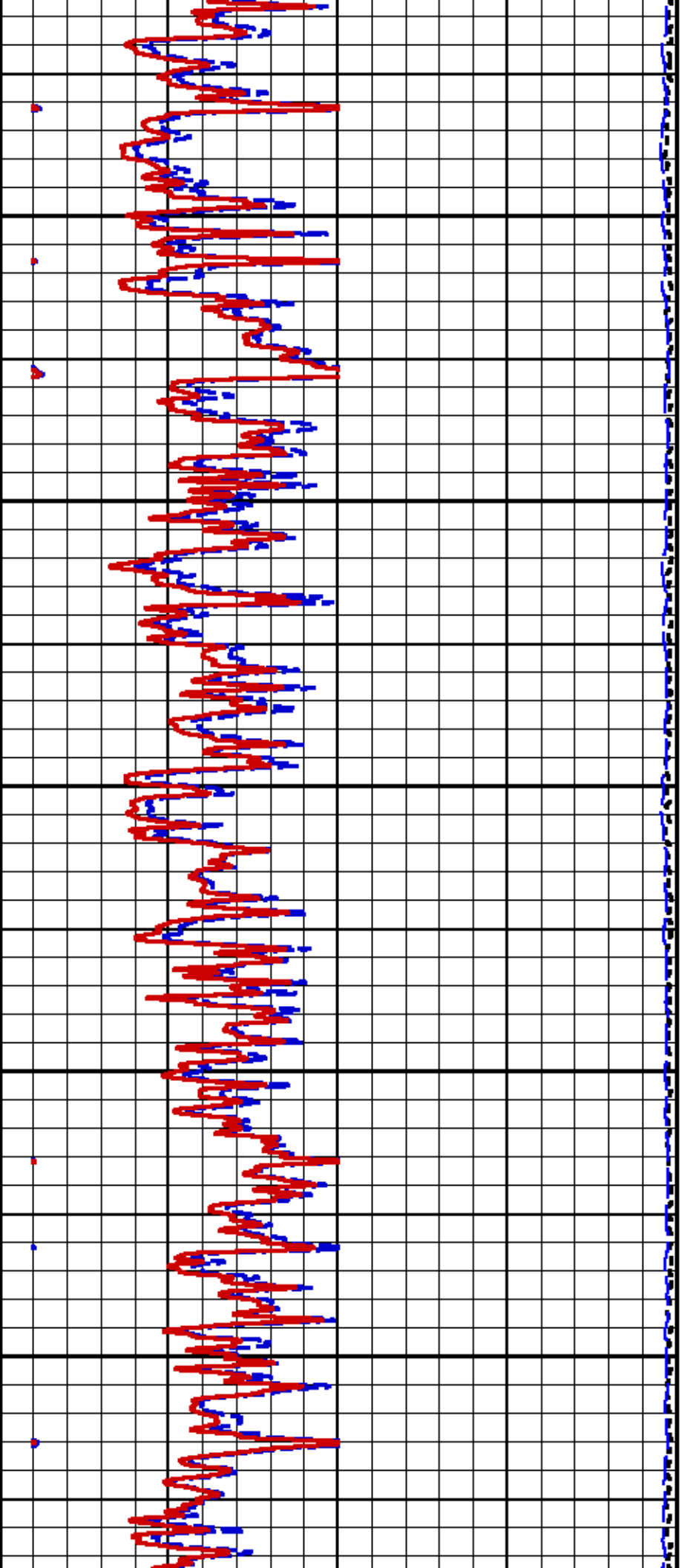
2200





2300 2400 2500 2600 2700 2800





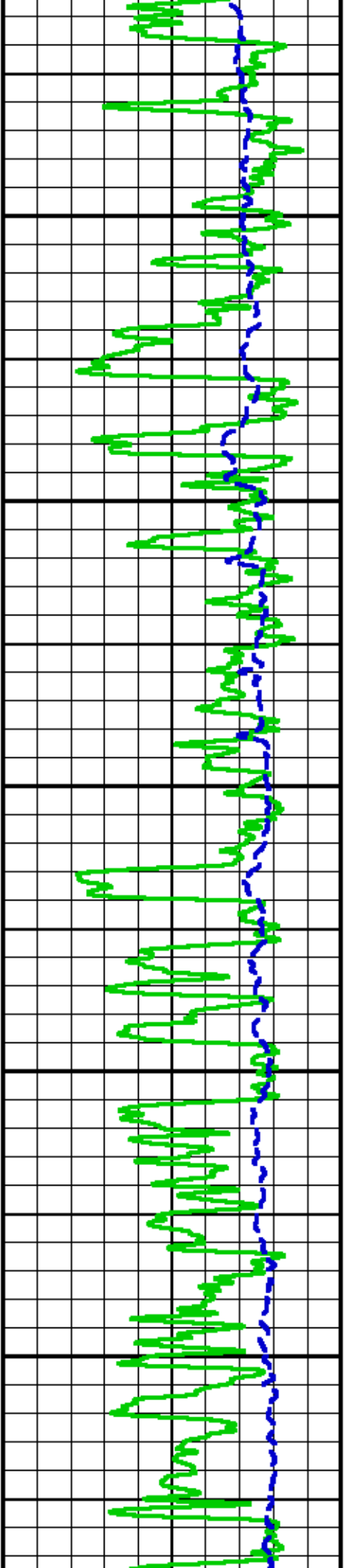
2900

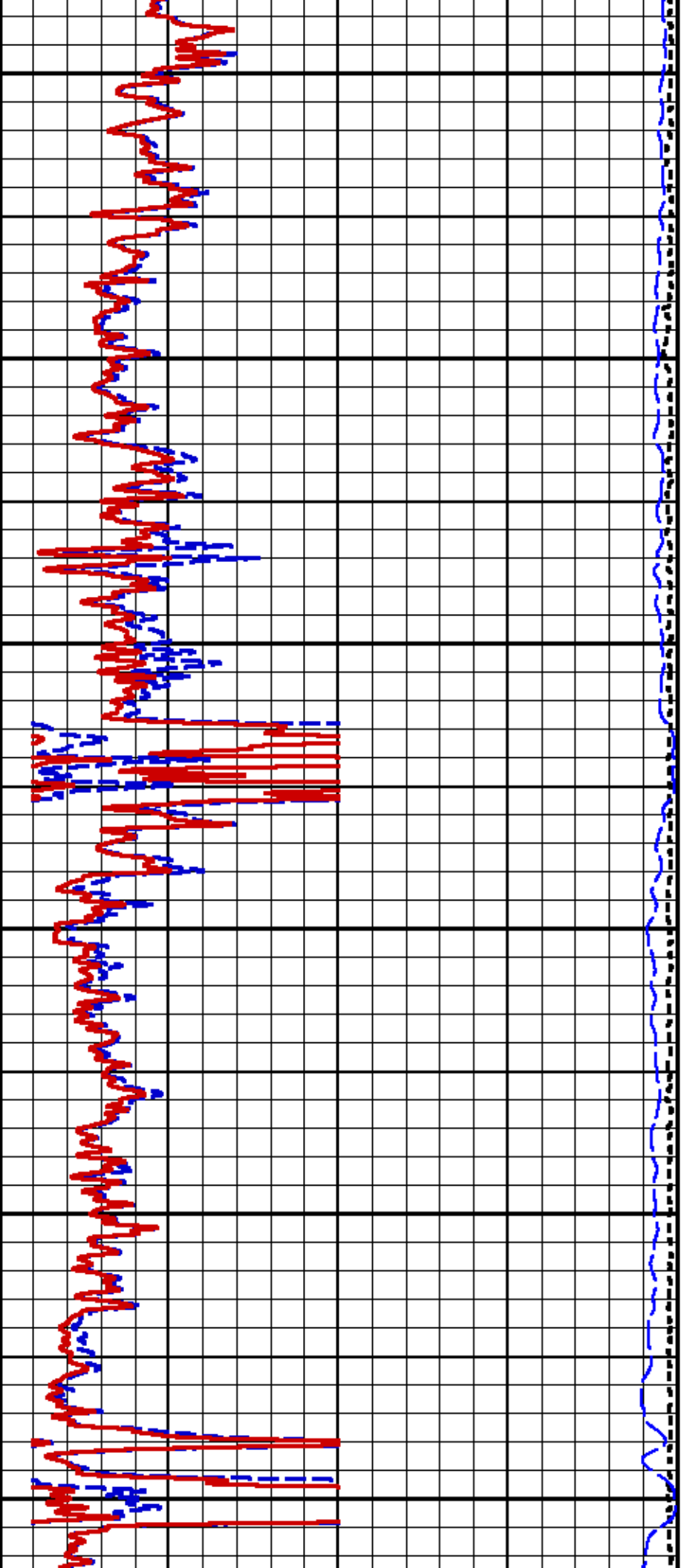
3000

3100

3200

3300





3400

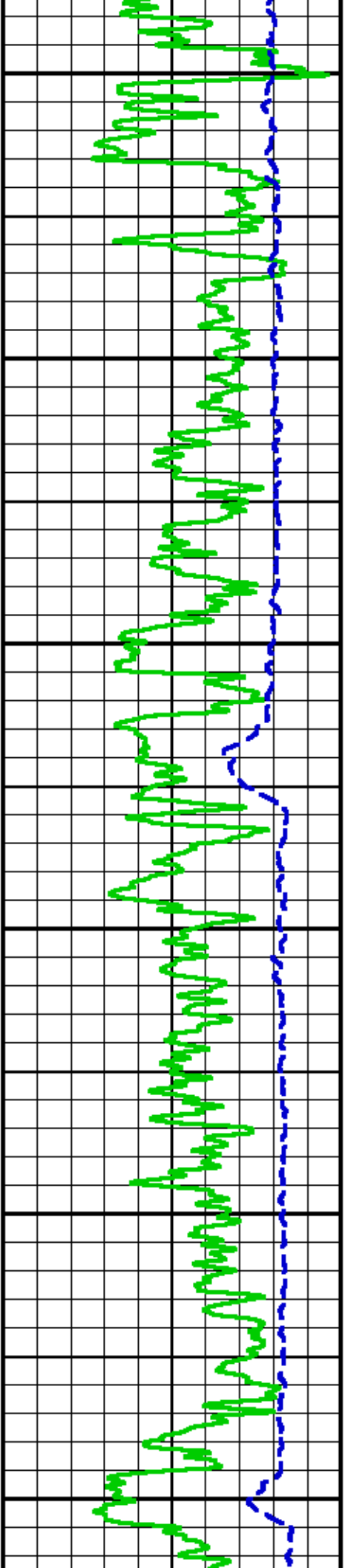
3500

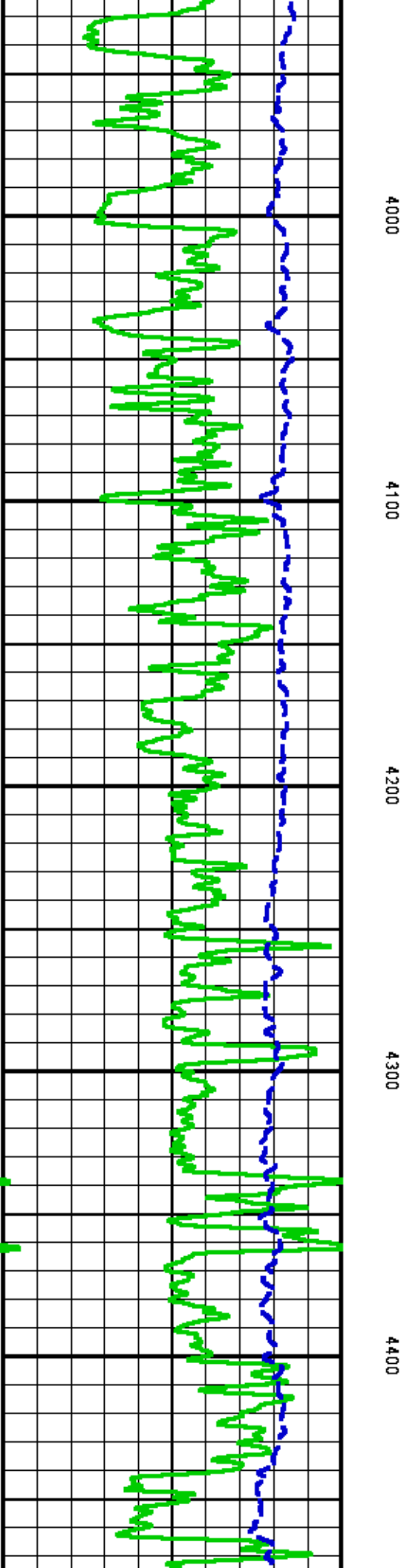
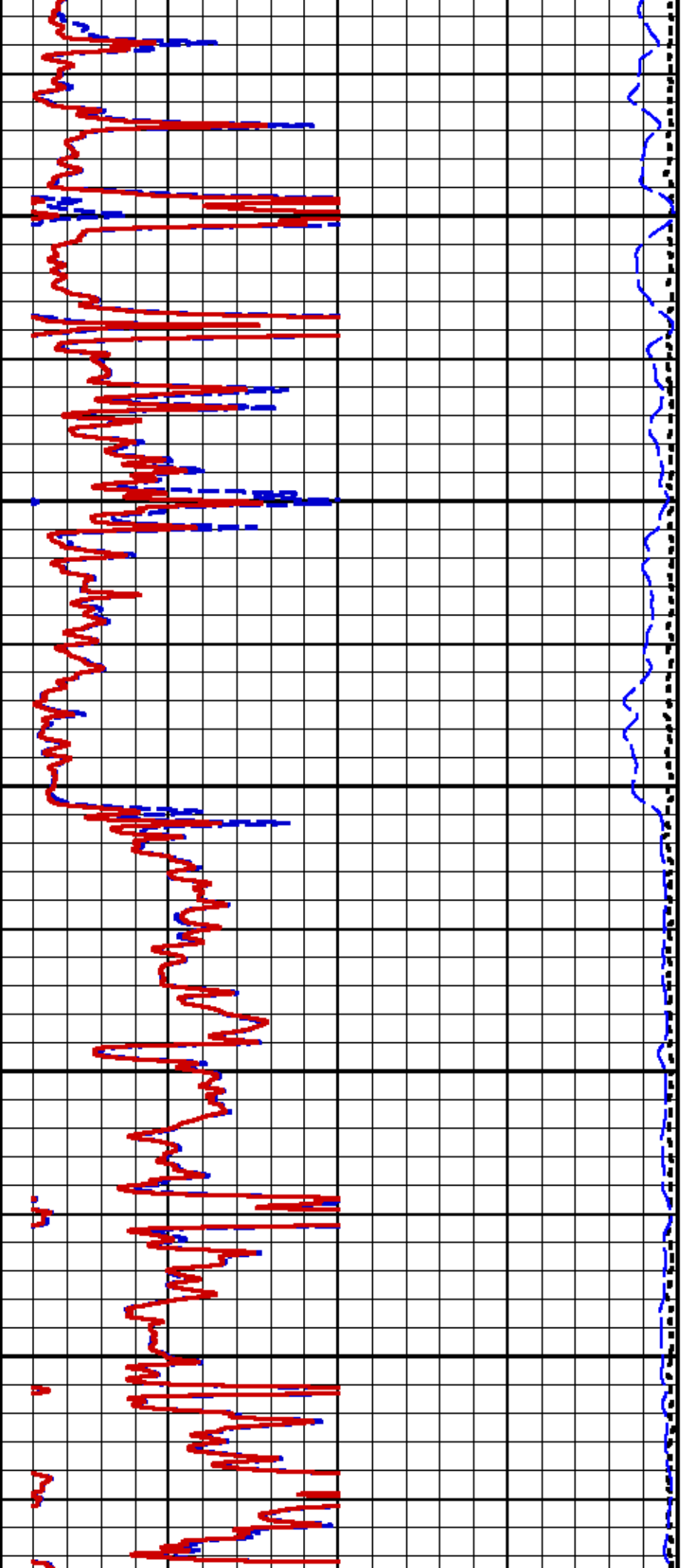
3600

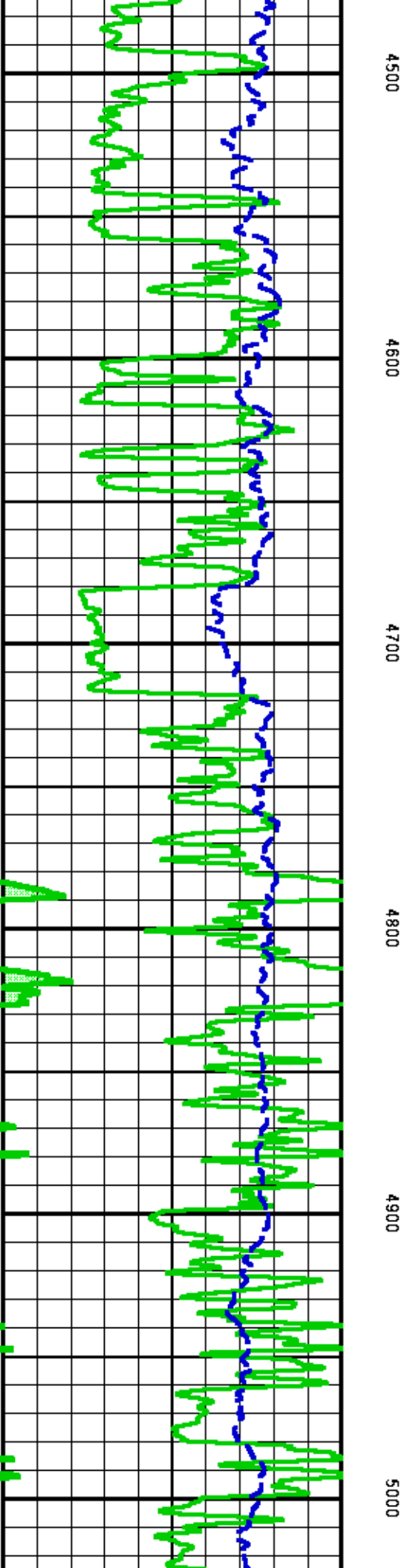
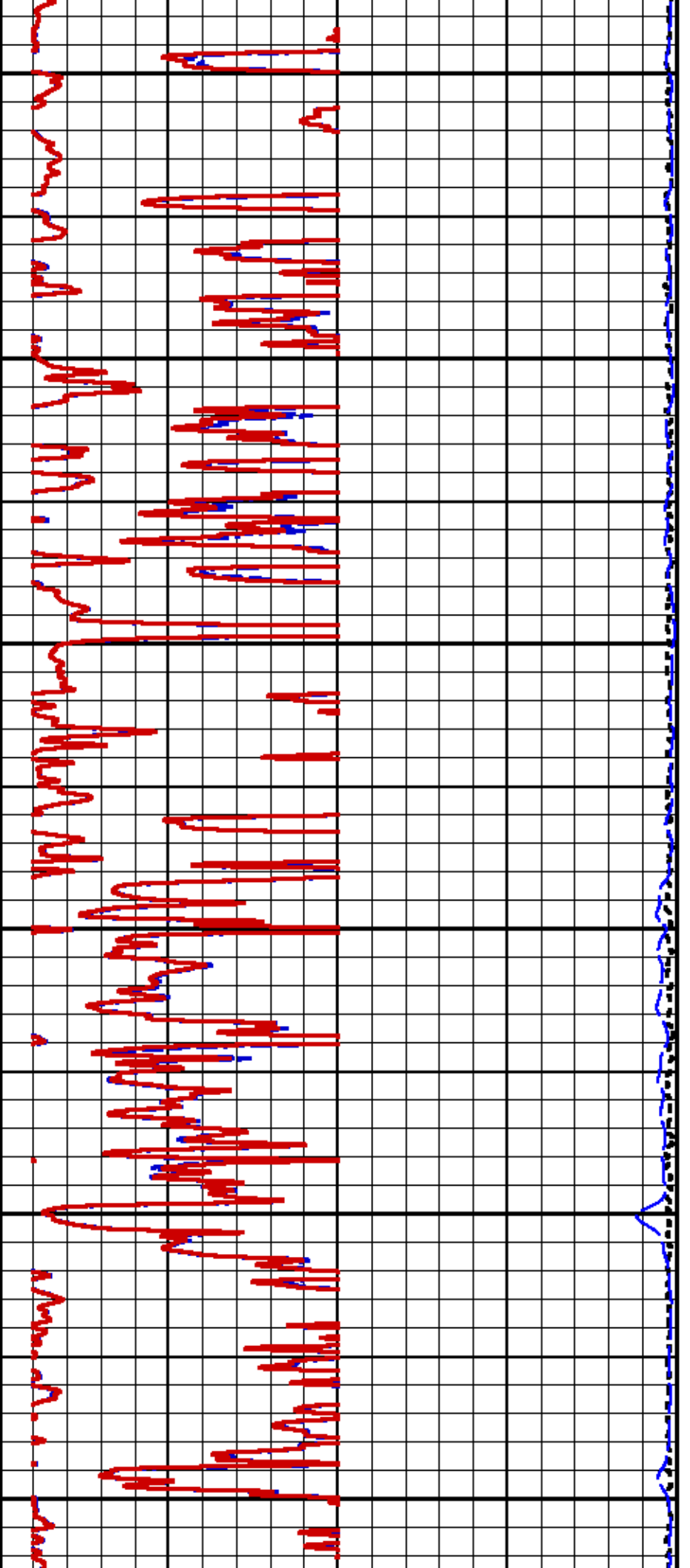
3700

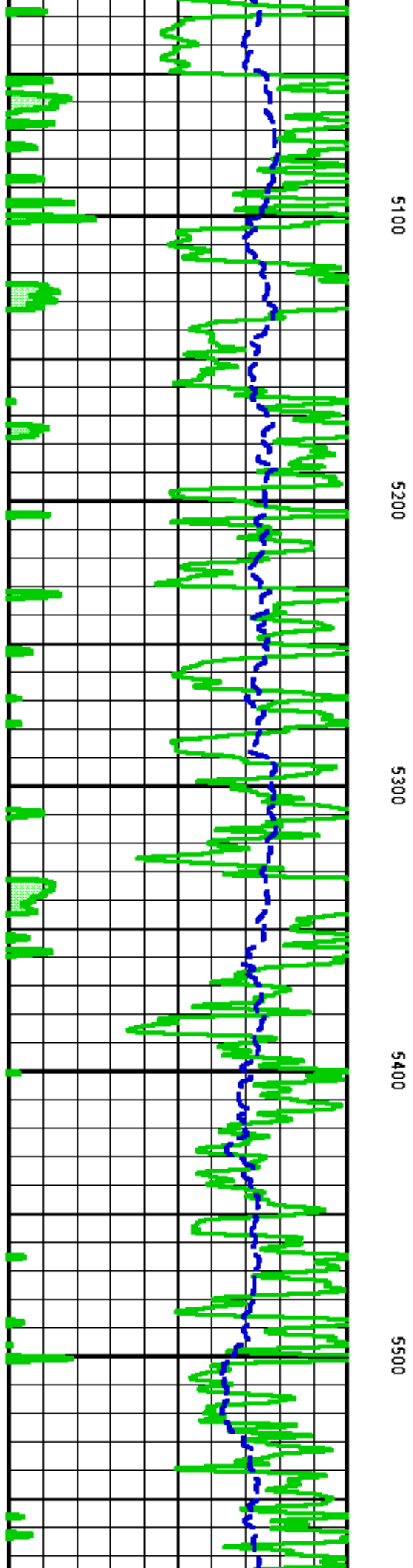
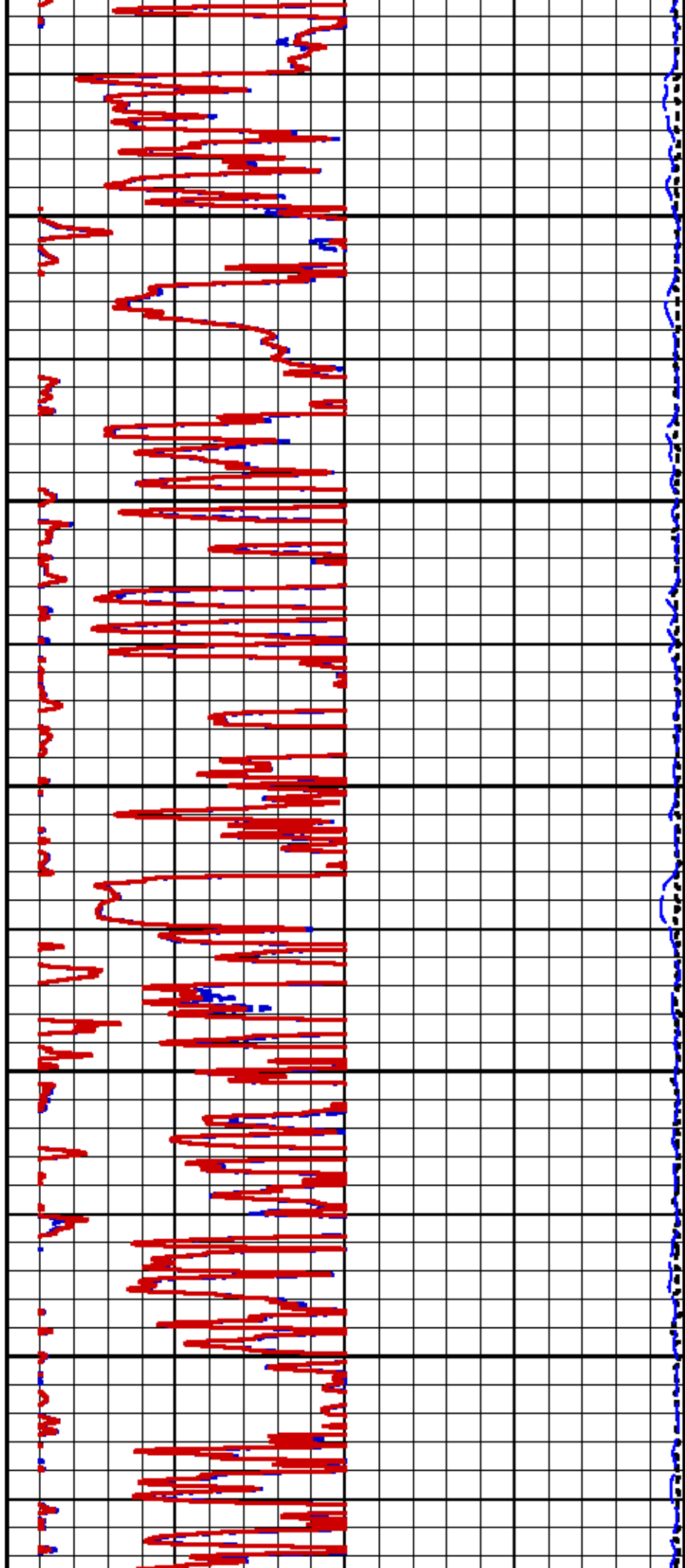
3800

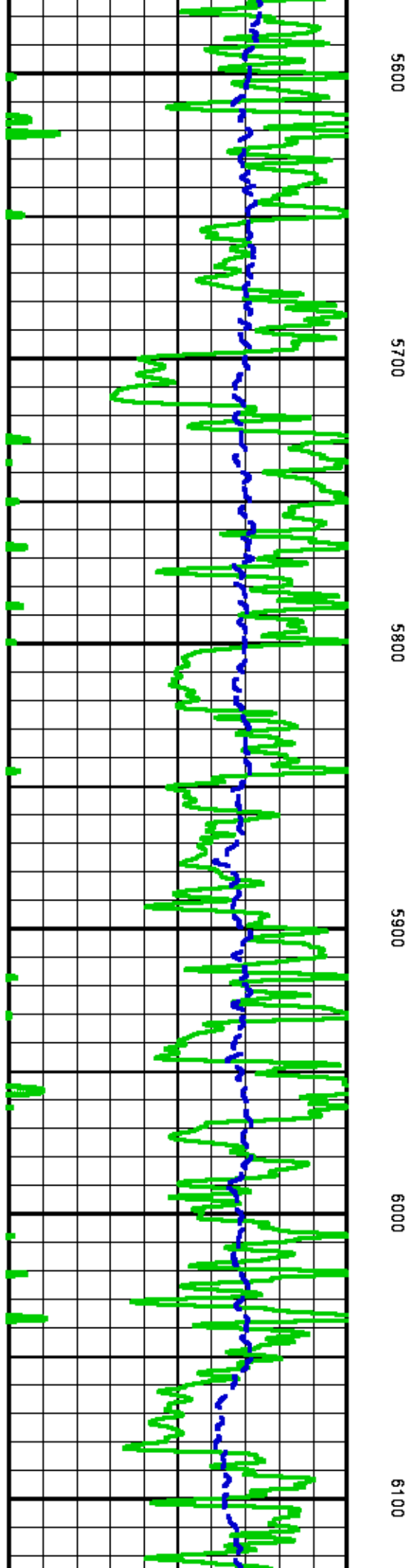
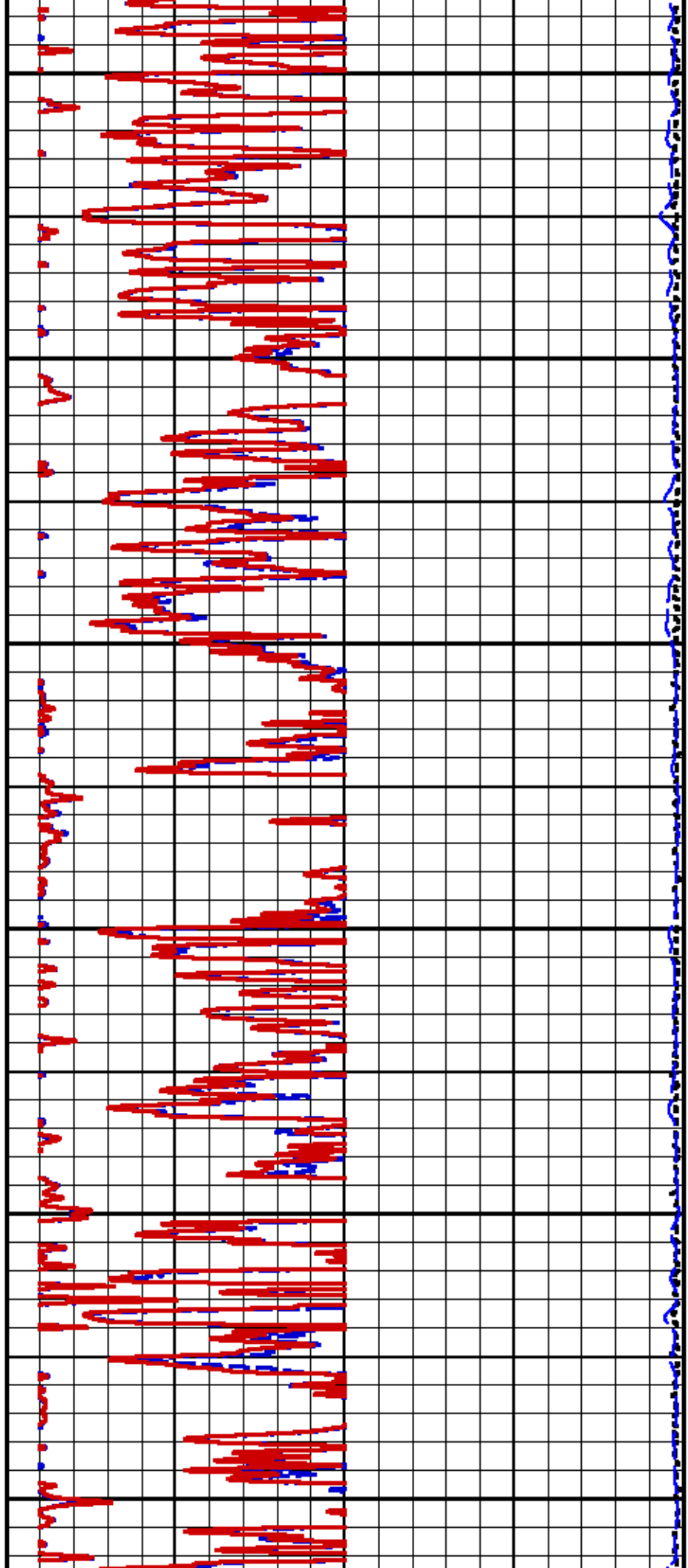
3900

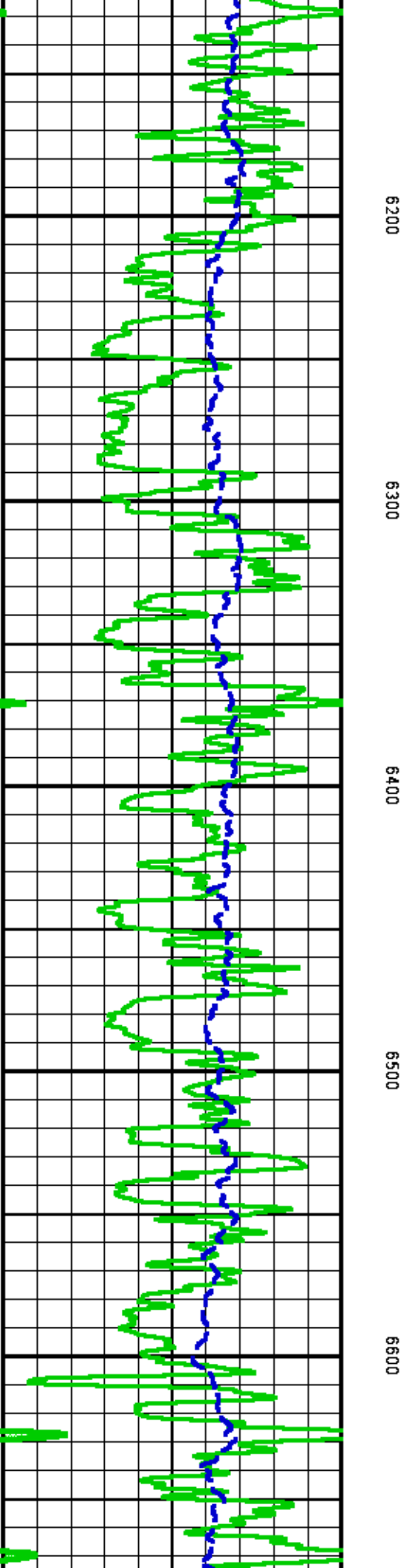
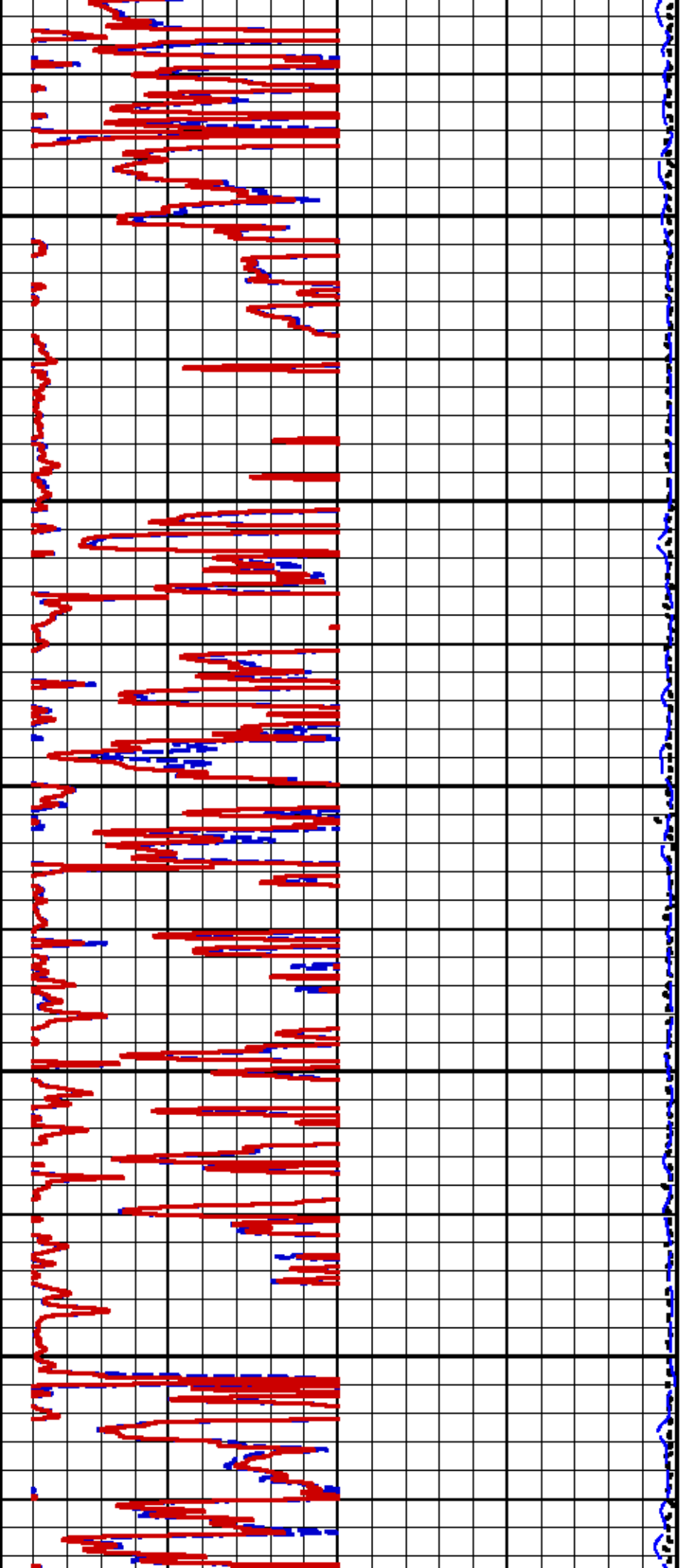


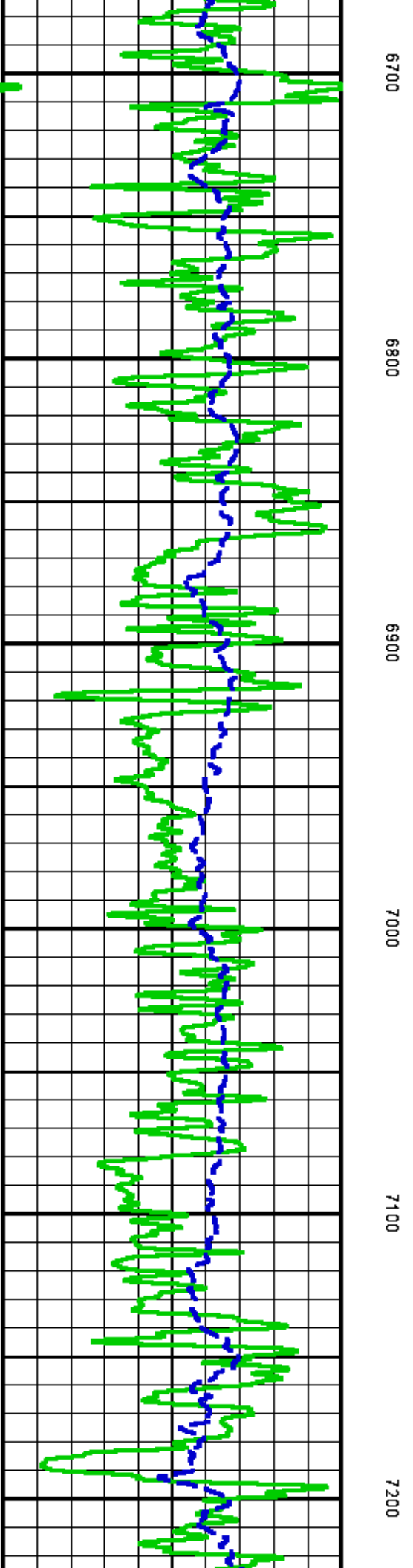
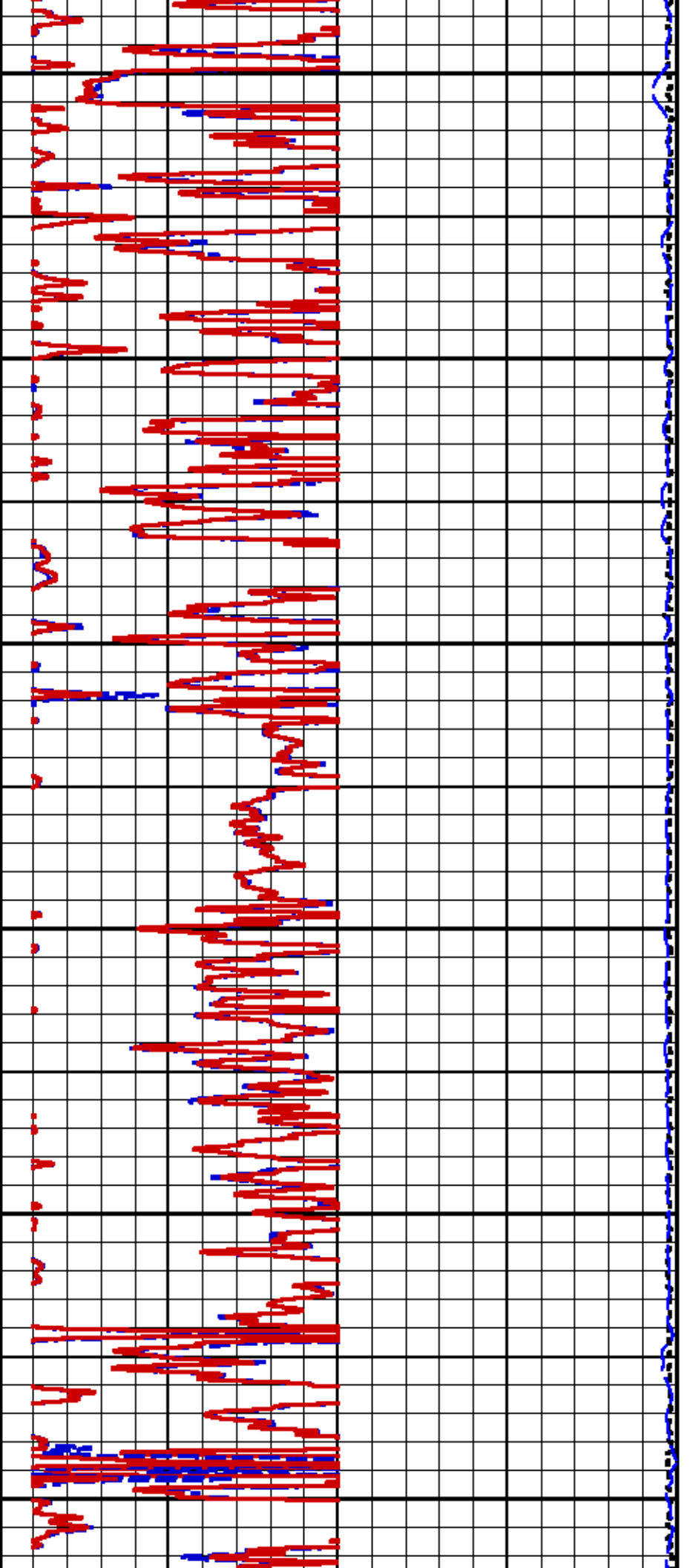


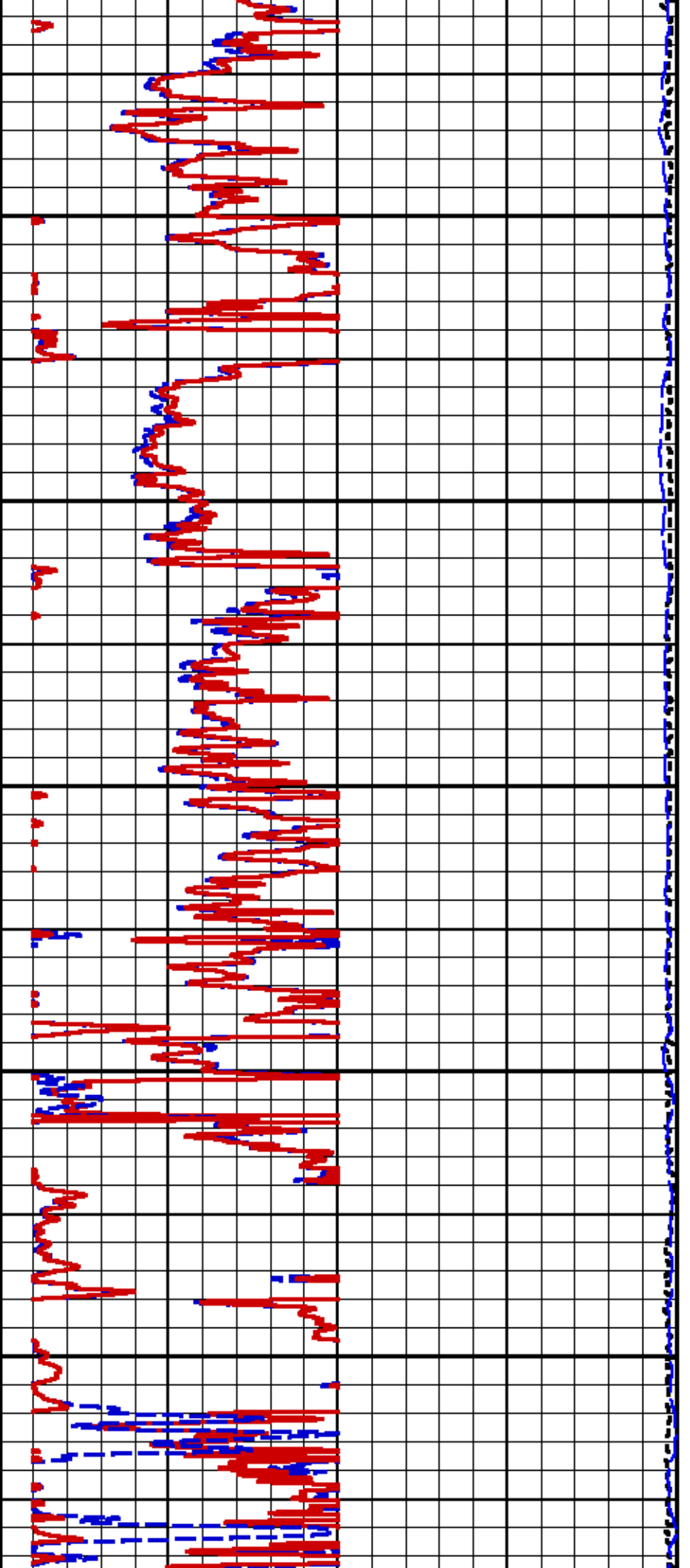












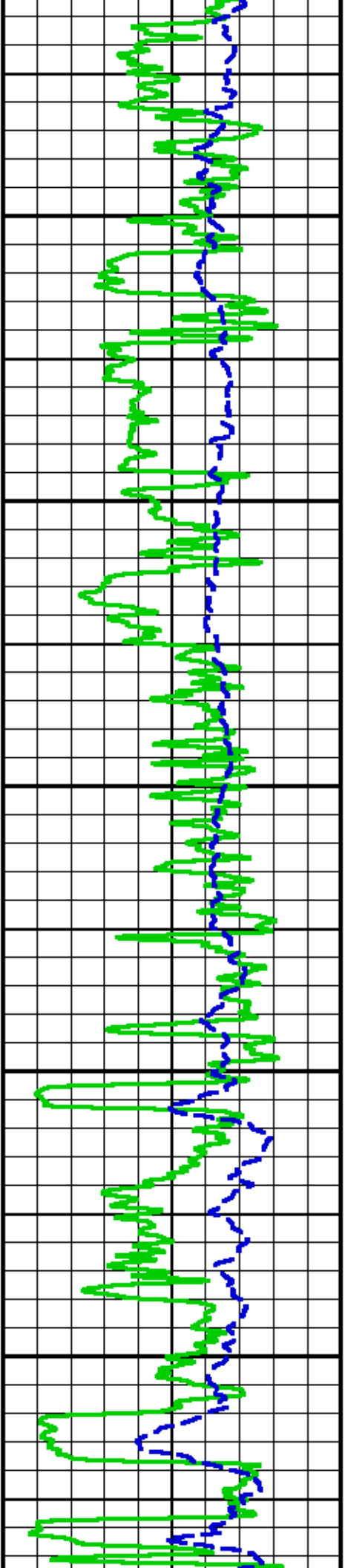
7300

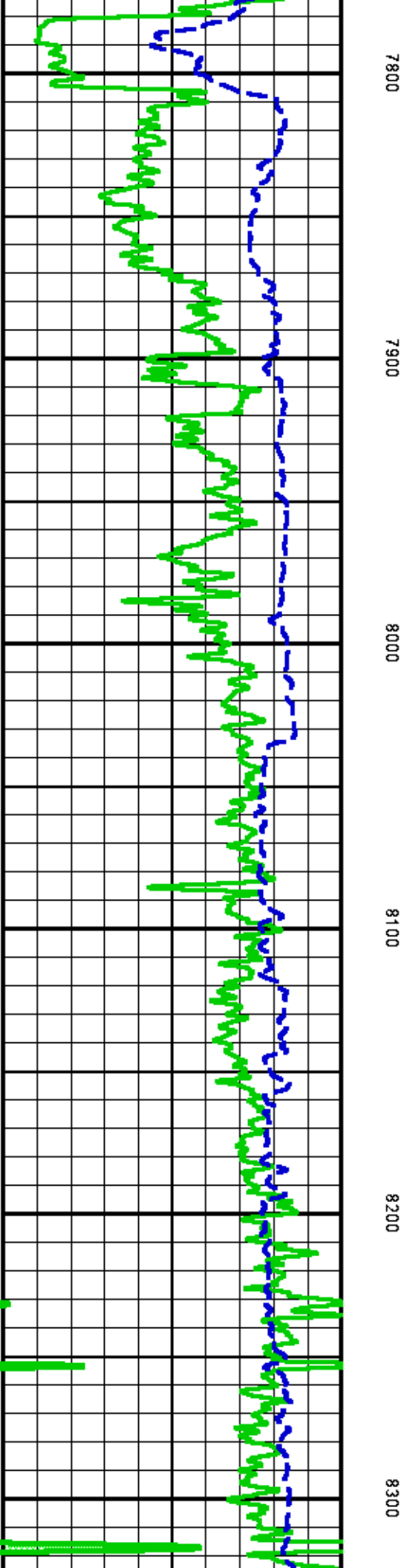
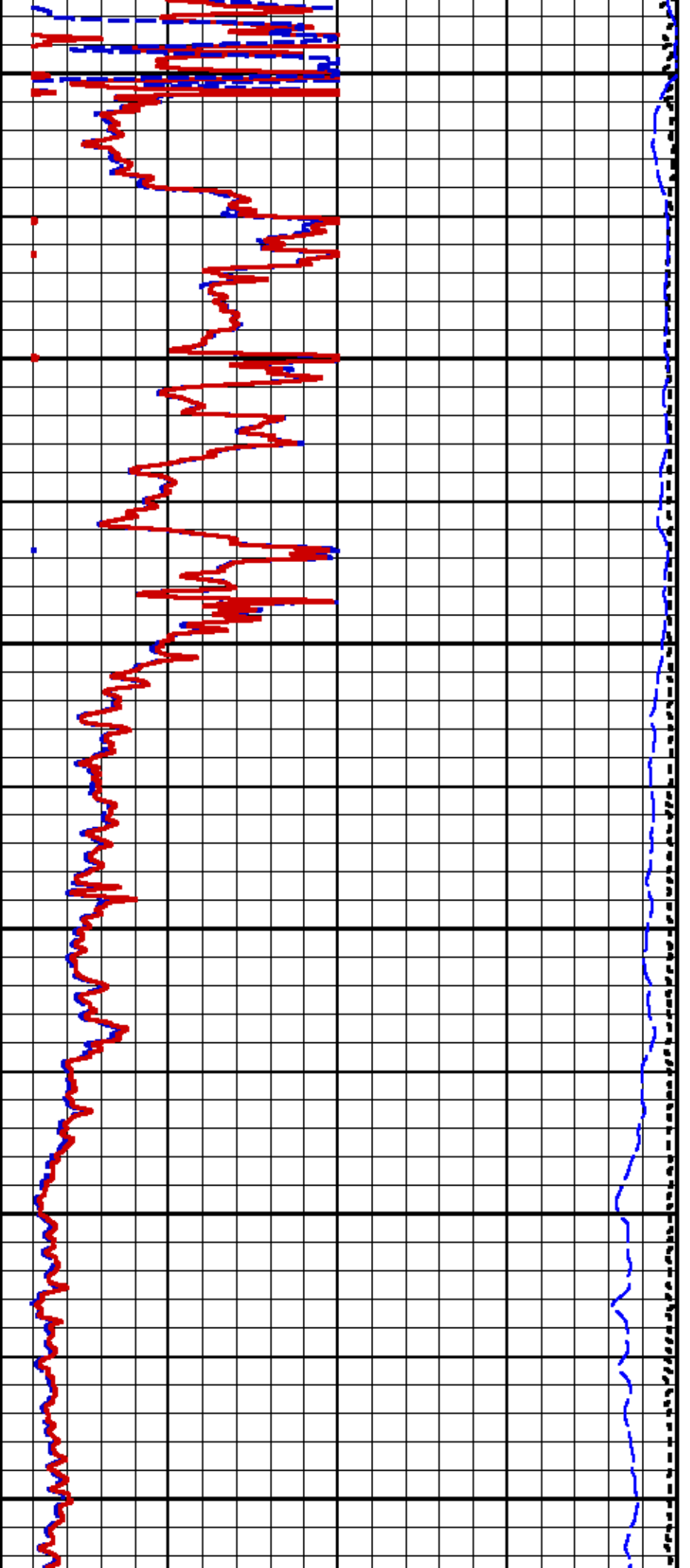
7400

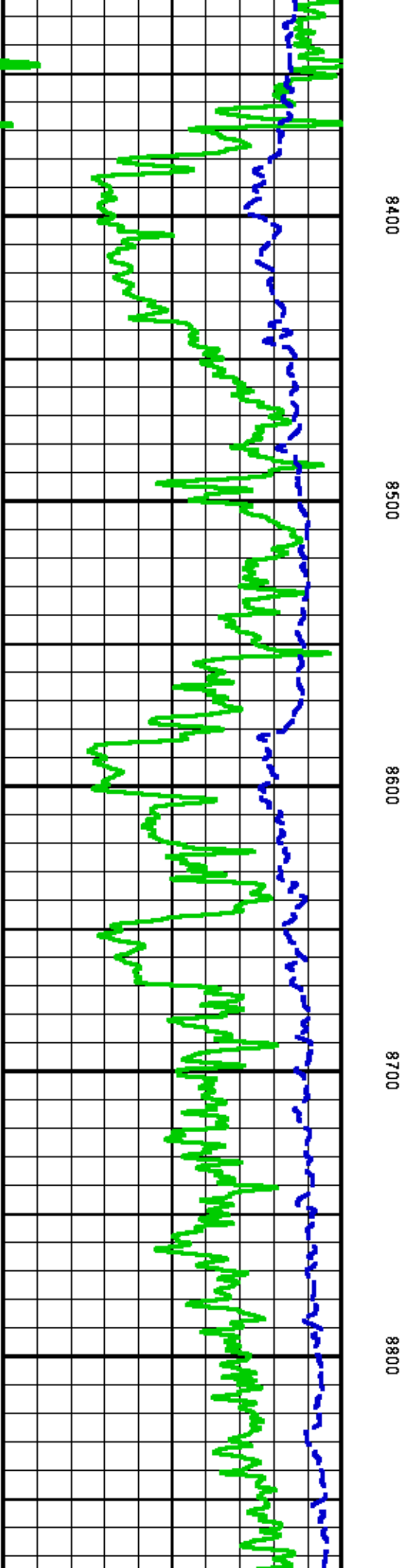
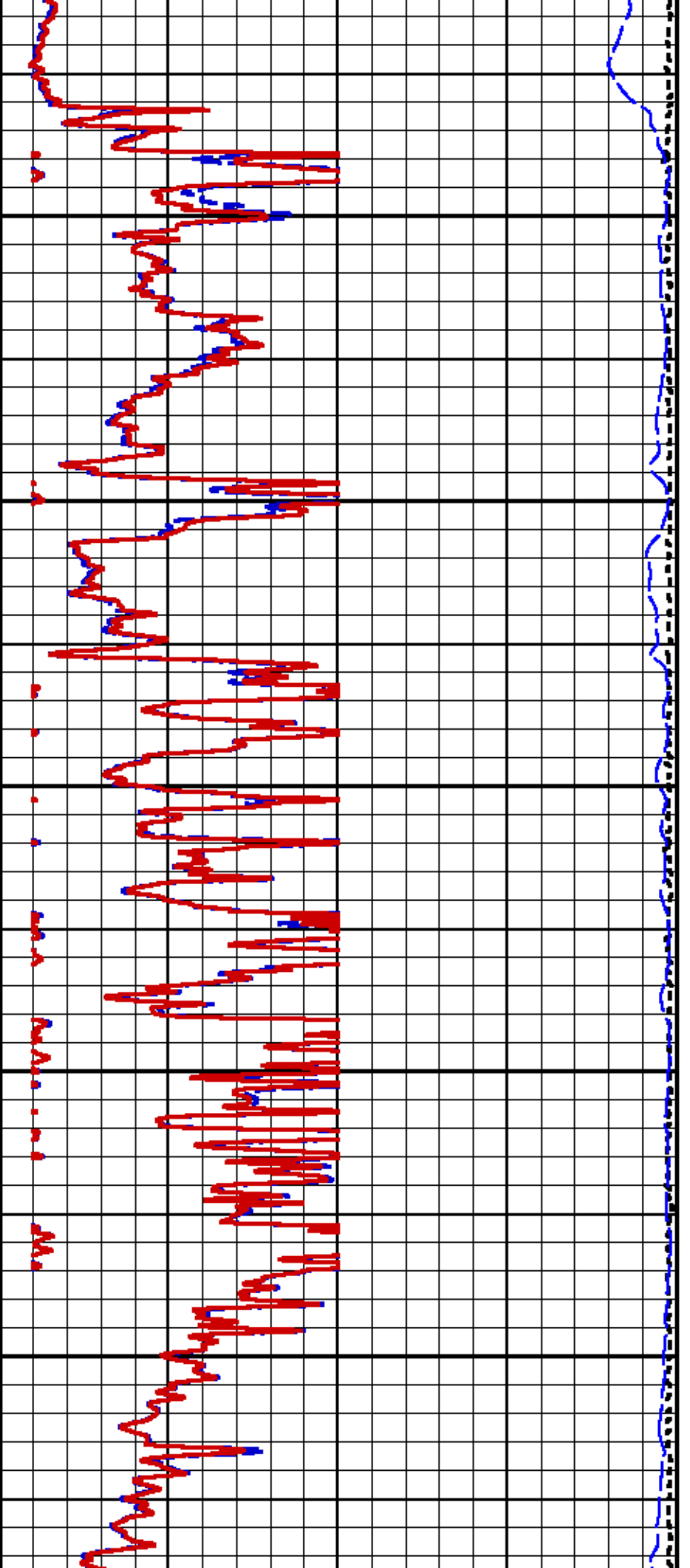
7500

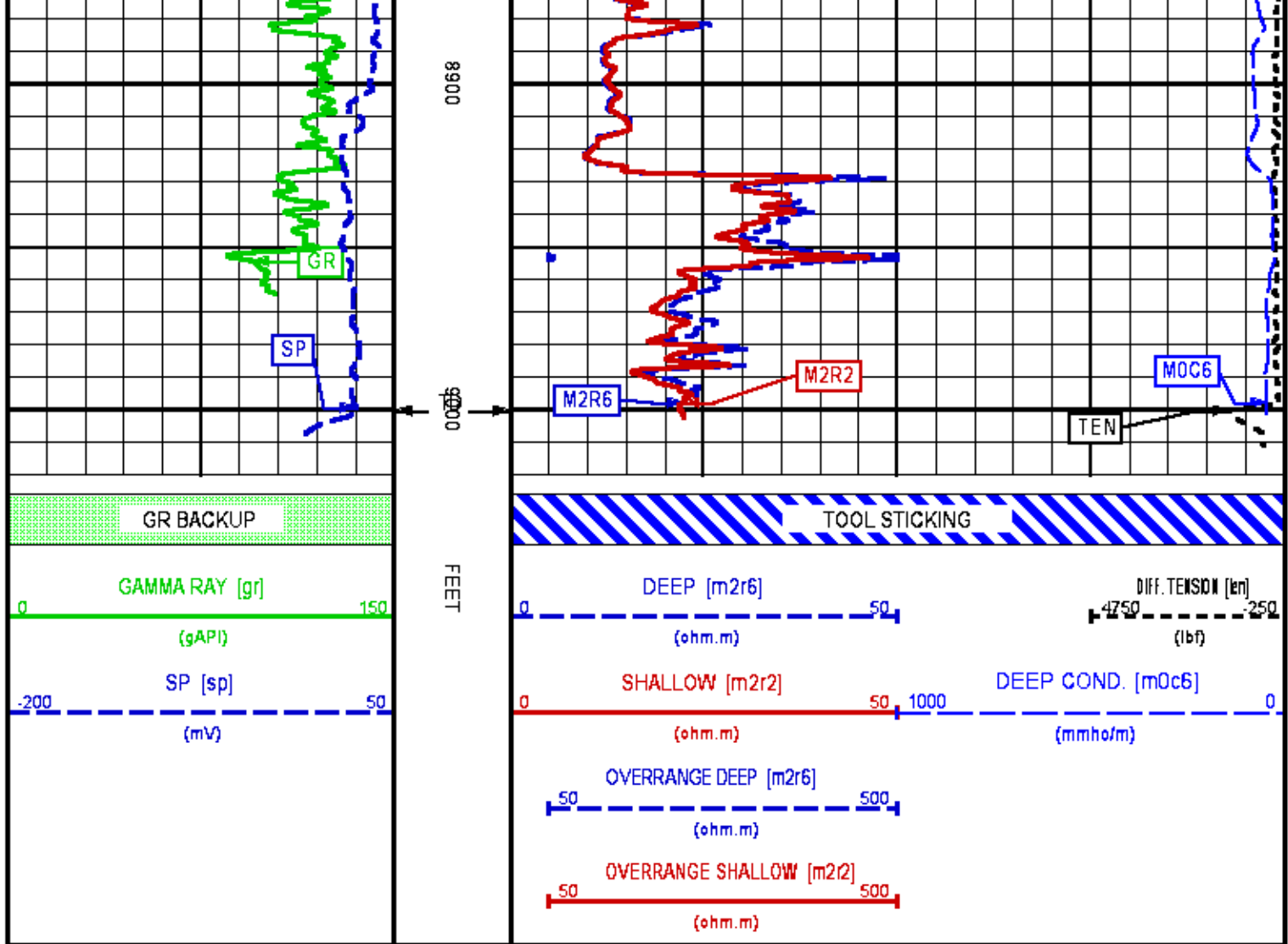
7600

7700









MAIN LOG 5"/100FT SCALE

ECLIPS 6.2i ECLIPS General Release Rel 6.2i Wed Jun 12 12:21:40 CDT 2013
 Updates: 1 Patches: 5

Plotted: Fri Jan 2 10:35:07 2015

PARAMETER AND FILTER SUMMARY REPORT

File: /dat1a/OH091582/n970a03.prm
 LOGGING MODE: DEPTH DIRECTION: UP
 TOP DEPTH: 1393.000 ft BOTTOM DEPTH: 9013.995 ft

SYMMETRIC FILTER

MEASUREMENT TYPE	PARAMETER	VALUE	UNITS	INTERVAL (ft)	
GR MED RES	FILTER Q	medium (1)		TOP	BOTTOM
CALIPER	FILTER Q	medium (1)		"	"
SP-SPDH	FILTER Q	heavy (3)		"	"

BOREHOLE & CEMENT

MEASUREMENT TYPE	PARAMETER	VALUE	UNITS	INTERVAL (ft)	
CASING BOREHOLE & CEMENT VOLUME	CASING O.D.	7.000	in	TOP	BOTTOM

CASING - BOREHOLE & CEMENT VOLUME	CASING O.D.	7.000	in	TOP	BOTTOM
BIT SIZE	BIT SIZE	8.750	in	"	"
BOREHOLE CORR DIAMETER SOURCE	CALIPER/FIXED DIA. (mbh*)	USE CALIPER	"	"	"
BOREHOLE CORR DIAMETER	FIXED DIAMETER (mbh*)	8.755	in	"	"
MUD SAMPLE RESISTIVITY	MUD SAMPLE TEMP	56.0	degF	"	"
	MUD SAMPLE RES	1.240	ohm.m	TOP	2258.000
		0.980	ohm.m	2258.000	BOTTOM
BH MUD RESISTIVITY SOURCE	RMUD SOURCE (HDIL)	TOOL MEASURED		TOP	BOTTOM
BOREHOLE TEMP from GRADIENT	Known BH REF TEMP	77.0	degF	"	"
	at BH REF DEPTH	0.0	ft	"	"
	with TEMP GRADIENT	1.200	0.01 degF/ft	"	"

ACCELERATION PROCESSING

MEASUREMENT TYPE	PARAMETER	VALUE	UNITS	INTERVAL (ft)
ACCEL CORR SWITCH	ACCEL DEPTH CORR	CORRECTION ON		TOP BOTTOM

HDIL PROCESSING

MEASUREMENT TYPE	PARAMETER	VALUE	UNITS	INTERVAL (ft)
HDIL TEMPERATURE CORRECTION	TEMP CORRECTION	ON		TOP BOTTOM
ADAPTIVE BOREHOLE CORRECTION	ABC PROCESSING	ON		" "
	ABC to CALCULATE	MUD CONDUCTIVITY		" "
	STANDOFF	1.50	in	" "
	TOOL POSITION	ECCENTERED		" "
	Rmud MULTIPLIER	1.000		" "

CURVE DESCRIPTION REPORT

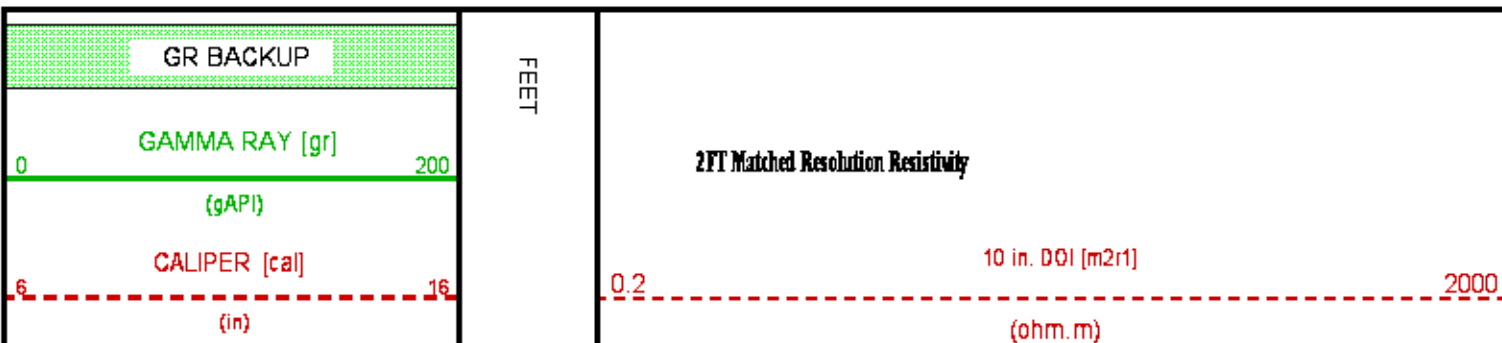
CURVE NAME	CREATION DATE	CURVE DESCRIPTION
F1:BIT	Jan 2 06:28:17 2015	BIT SIZE
F1:BVOL	Jan 2 06:28:17 2015	BOREHOLE VOLUME
F1:CAL	Jan 2 06:28:17 2015	CALIPER
F1:CVOL	Jan 2 06:28:17 2015	CEMENT VOLUME
F1:GR	Jan 2 06:28:17 2015	GAMMA RAY
F1:M2R1	Jan 2 06:28:17 2015	VERTICAL 2-FOOT RESOLUTION MATCHED RESISTIVITY, 10-INCH DOI
F1:M2R2	Jan 2 06:28:17 2015	VERTICAL 2-FOOT RESOLUTION MATCHED RESISTIVITY, 20-INCH DOI
F1:M2R3	Jan 2 06:28:17 2015	VERTICAL 2-FOOT RESOLUTION MATCHED RESISTIVITY, 30-INCH DOI
F1:M2R6	Jan 2 06:28:17 2015	VERTICAL 2-FOOT RESOLUTION MATCHED RESISTIVITY, 60-INCH DOI
F1:M2R9	Jan 2 06:28:17 2015	VERTICAL 2-FOOT RESOLUTION MATCHED RESISTIVITY, 90-INCH DOI
F1:SP	Jan 2 06:28:17 2015	SPONTANEOUS POTENTIAL

CURVE MEASURE POINT OFFSET

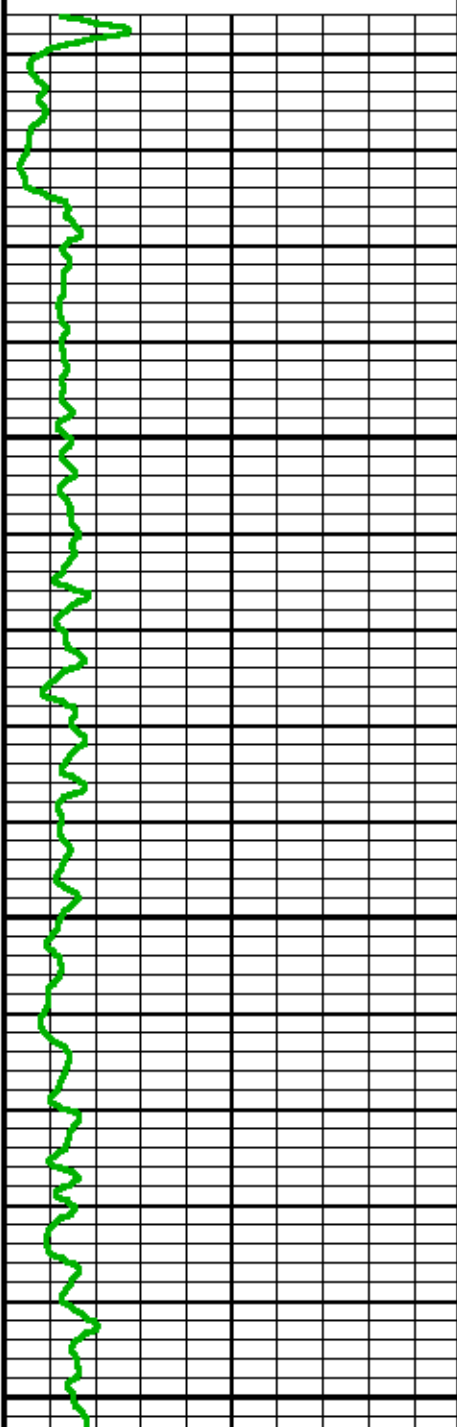
CURVE	OFFSET (ft)	CURVE	OFFSET (ft)	CURVE	OFFSET (ft)	CURVE	OFFSET (ft)
BIT	0.00	M2R1	2.75	M2R6	2.75		
CAL	29.12	M2R2	2.75	M2R9	2.75		
GR	46.00	M2R3	2.75	SP	1.25		

Presentation : cas6685:hdil MAIN.fvpdf [5"/100' Scale]
Plot Interval : 6.25 - 9018.25 Feet

Data File 1 : F1 : cas6685:dat1a/OH091582/MAIN.xtf
Created On : Jan 2 06:28:17 2015
Company : COACHMAN ENERGY
Well : FEDERAL 14 15-7-21
Field : KOKOPELLI
File Interval : 6.25 - 9018.25 Feet
OCT : n970a



BIT SIZE
6 16
(in)
SP [sp]
-200 50
(mV)

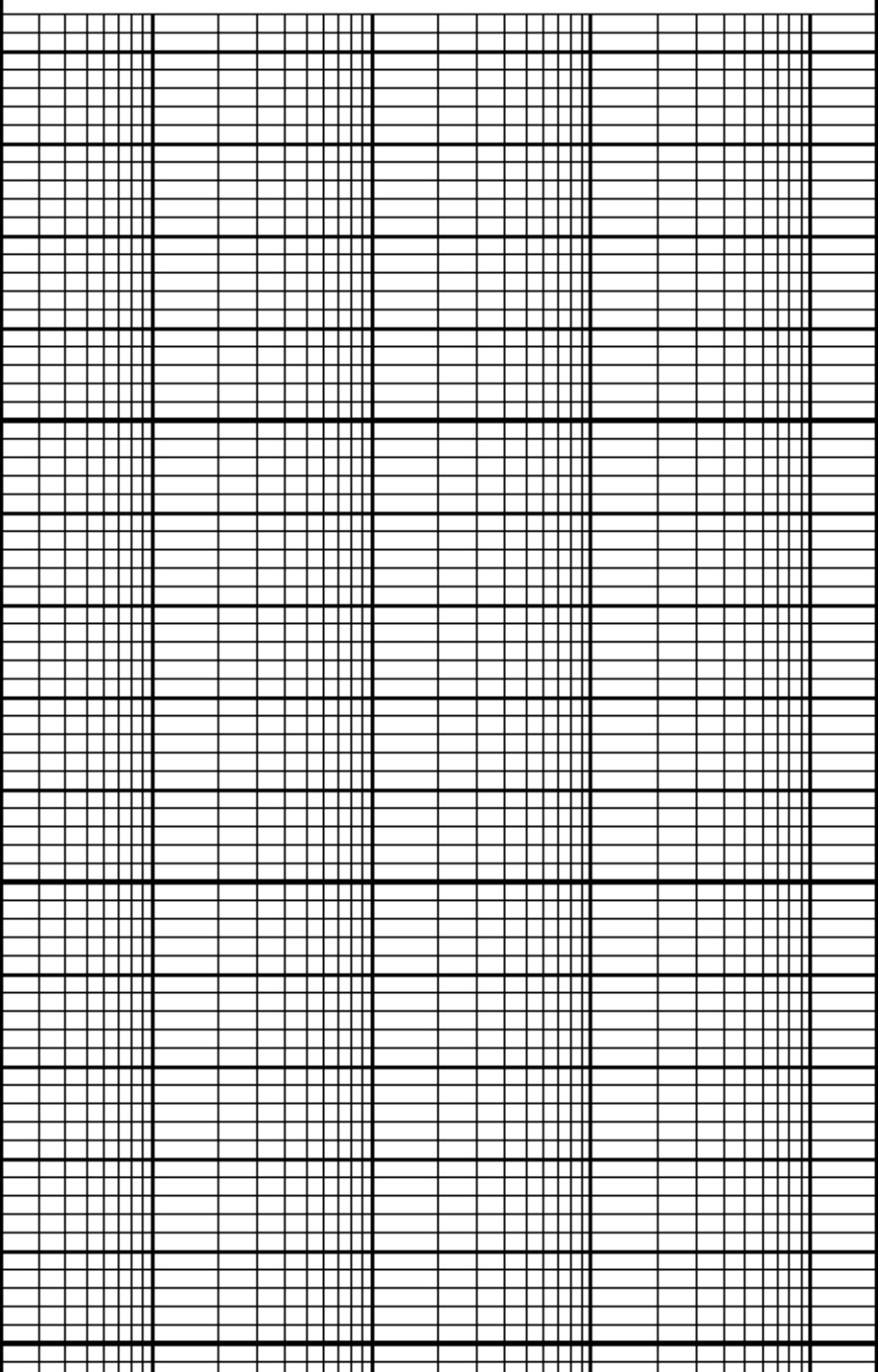


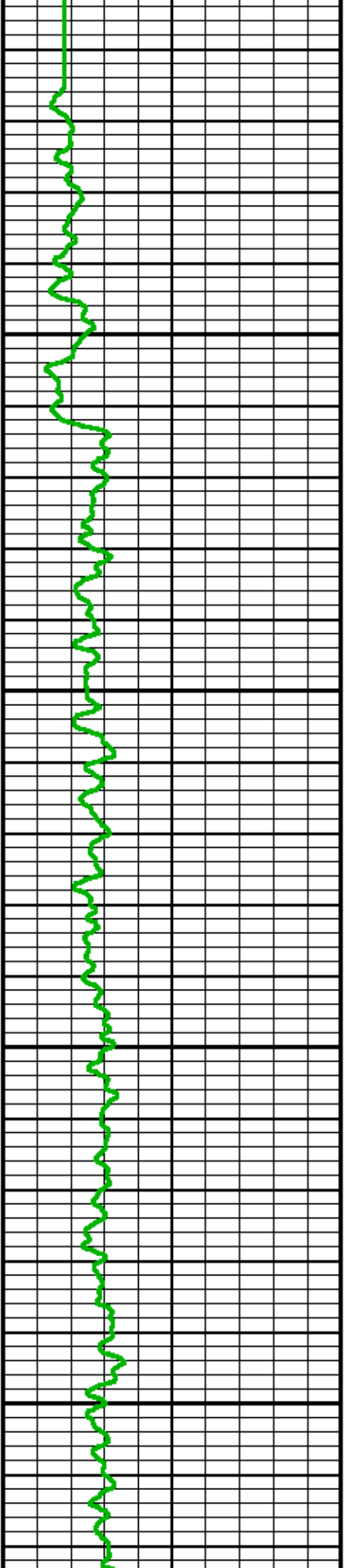
2001
11
1111

2001
11
1111

100

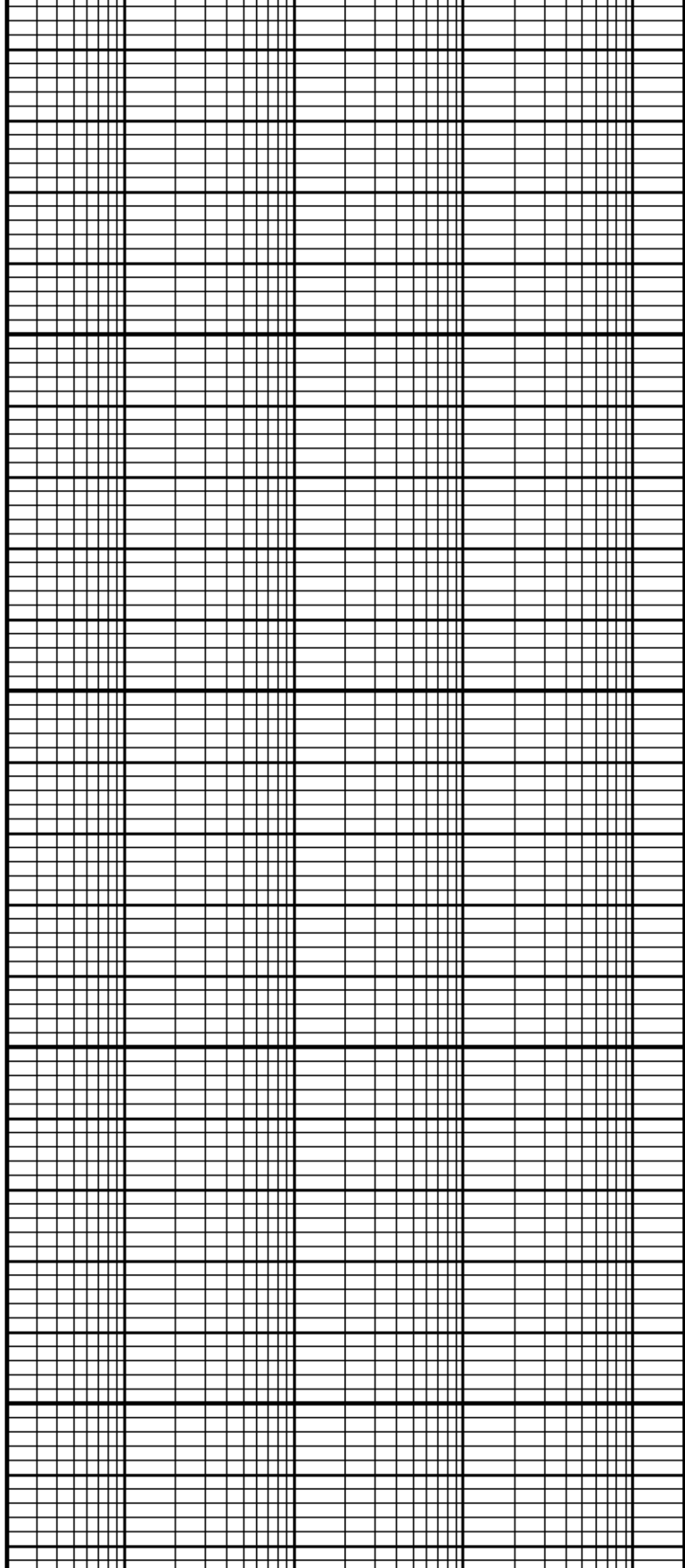
0.2 20 in. DOI [m2r2] 2000
(ohm.m)
0.2 30 in. DOI [m2r3] 2000
(ohm.m)
0.2 60 in. DOI [m2r6] 2000
(ohm.m)
0.2 90 in. DOI [m2r9] 2000
(ohm.m)





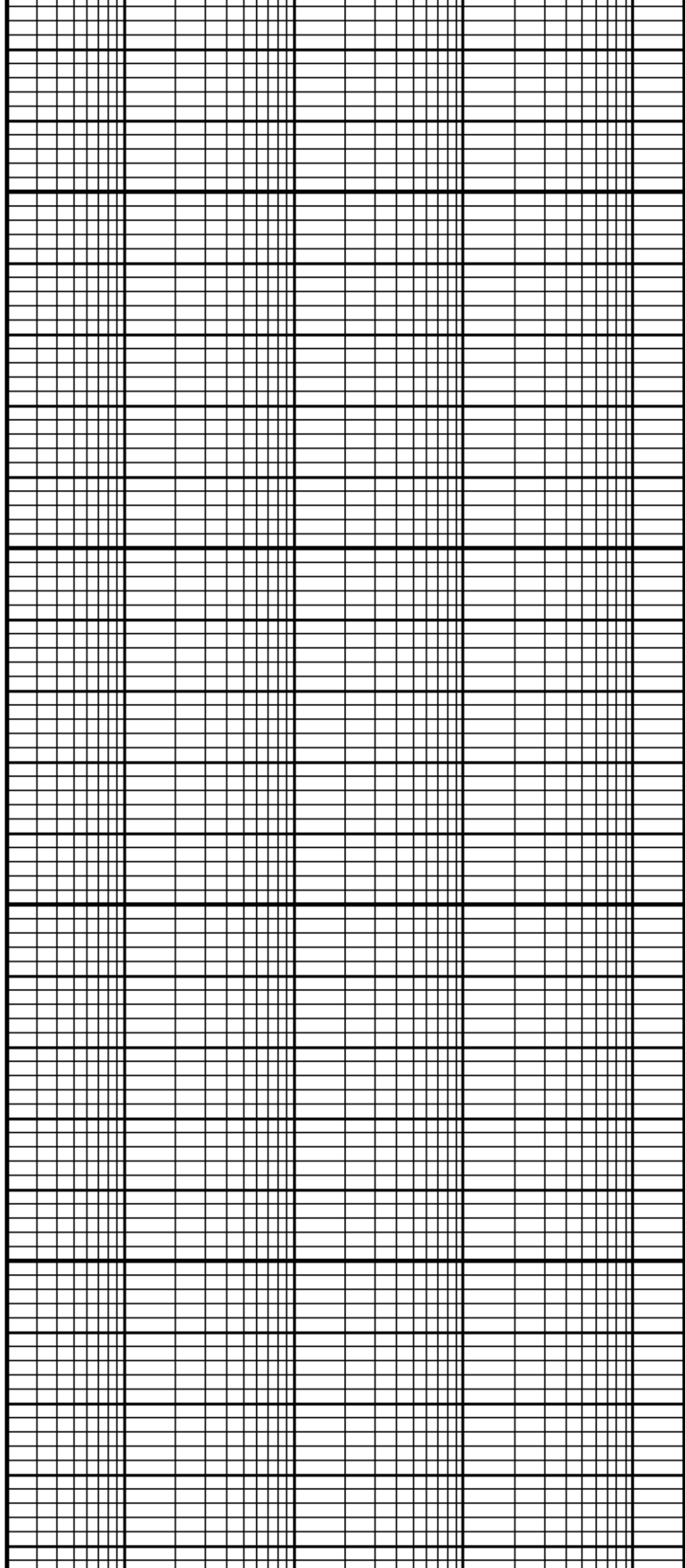
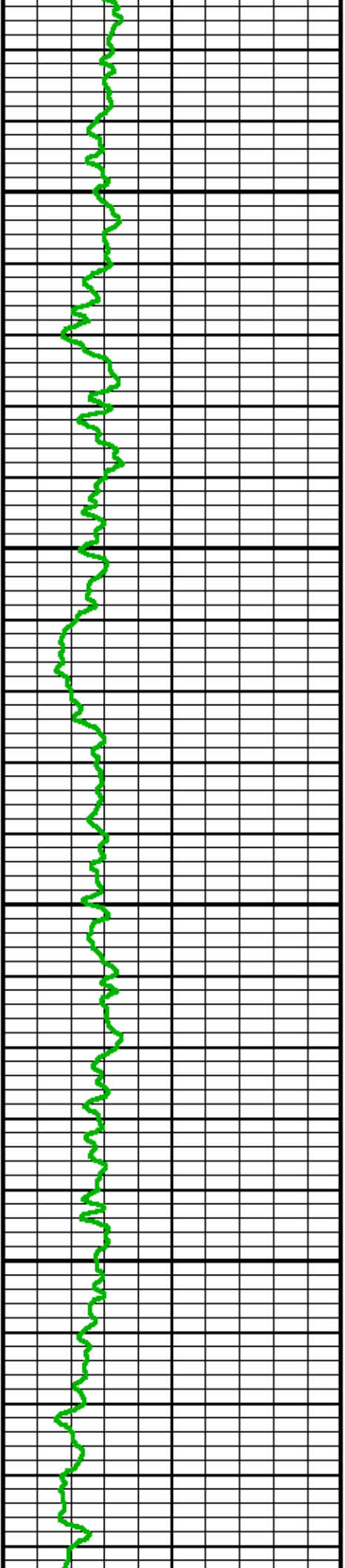
200

300



400

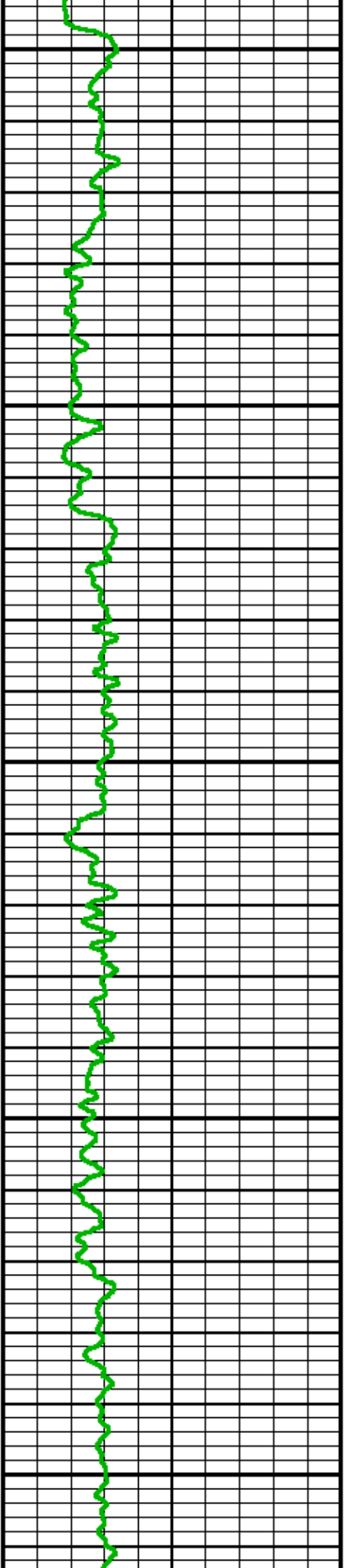
500

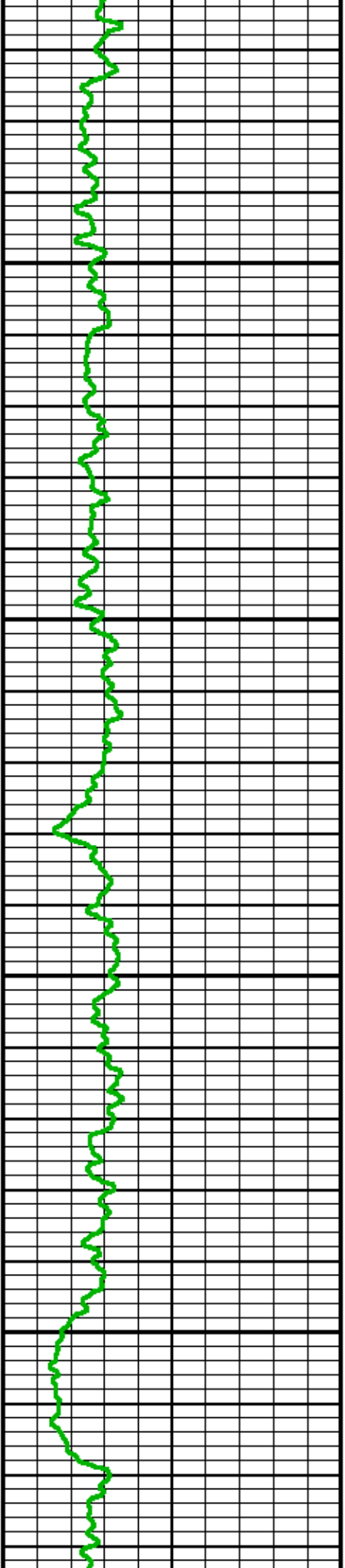


600

700

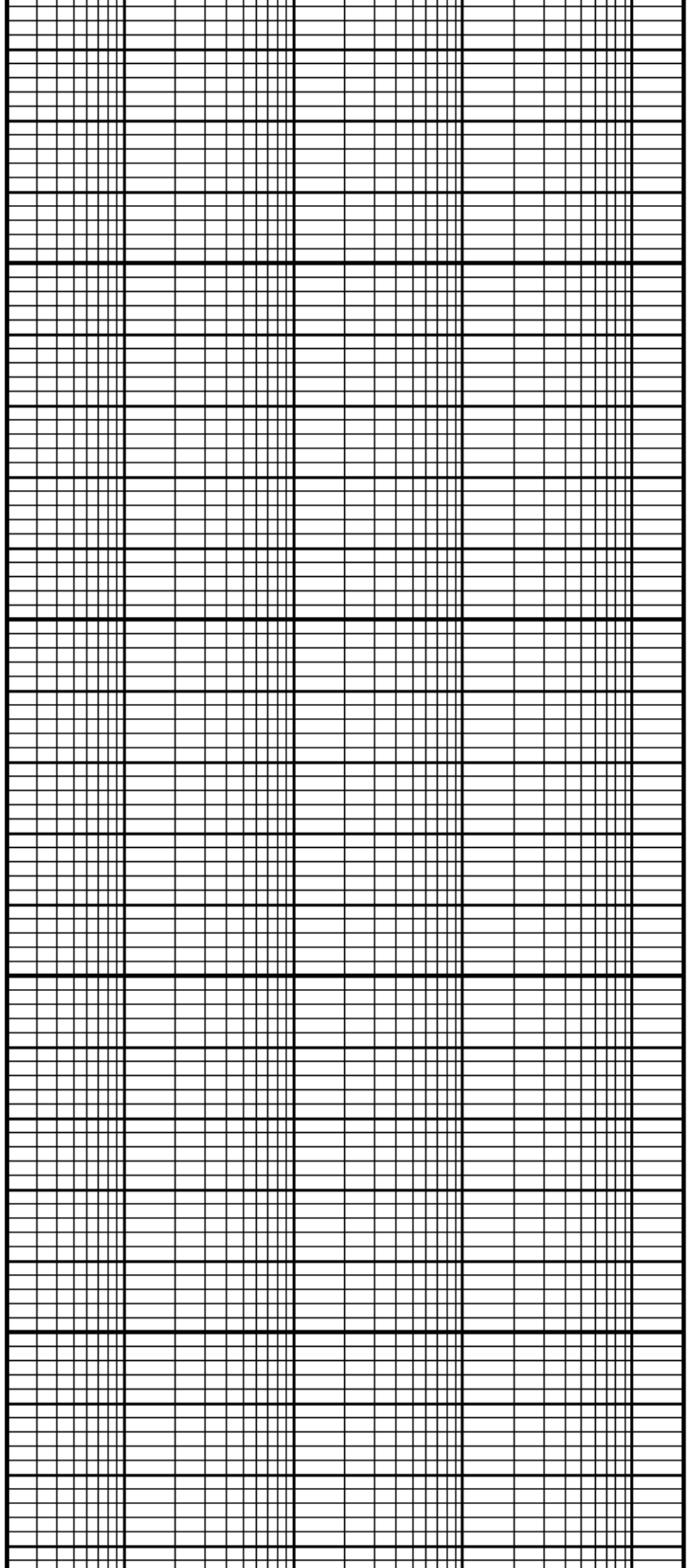
800

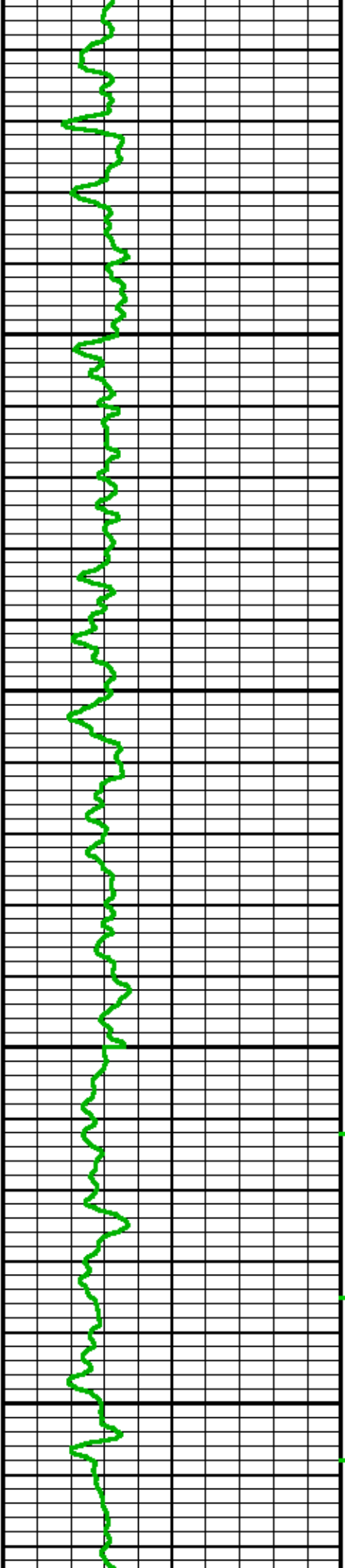




900

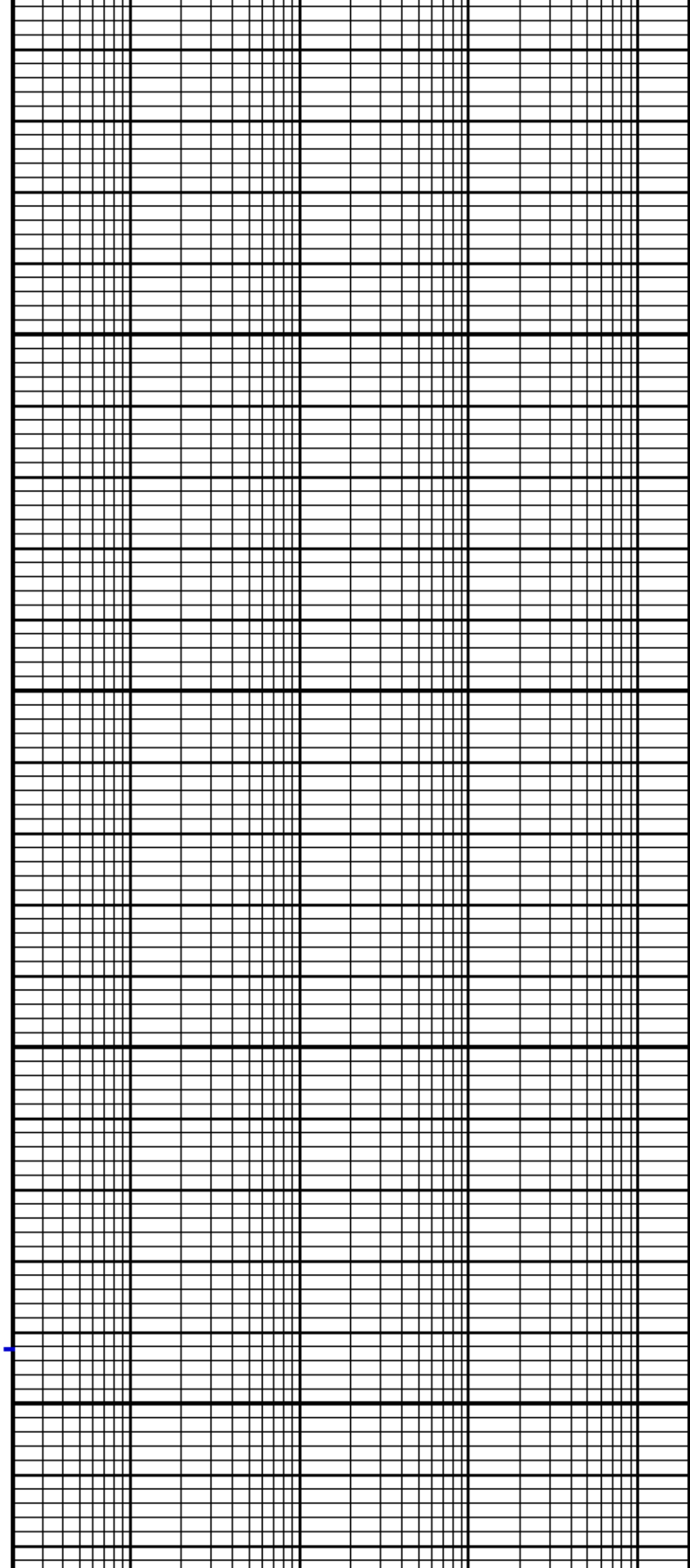
1000

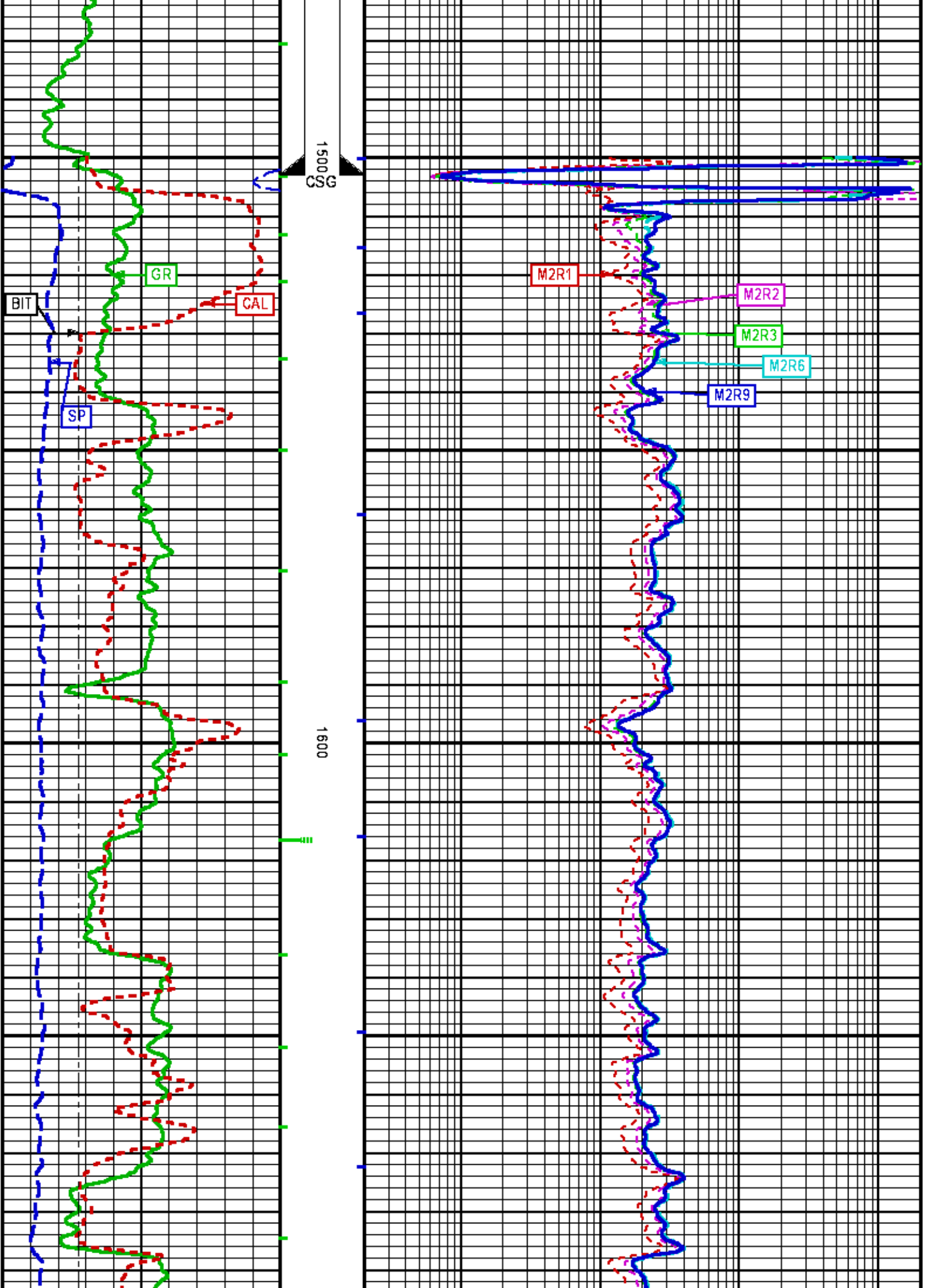


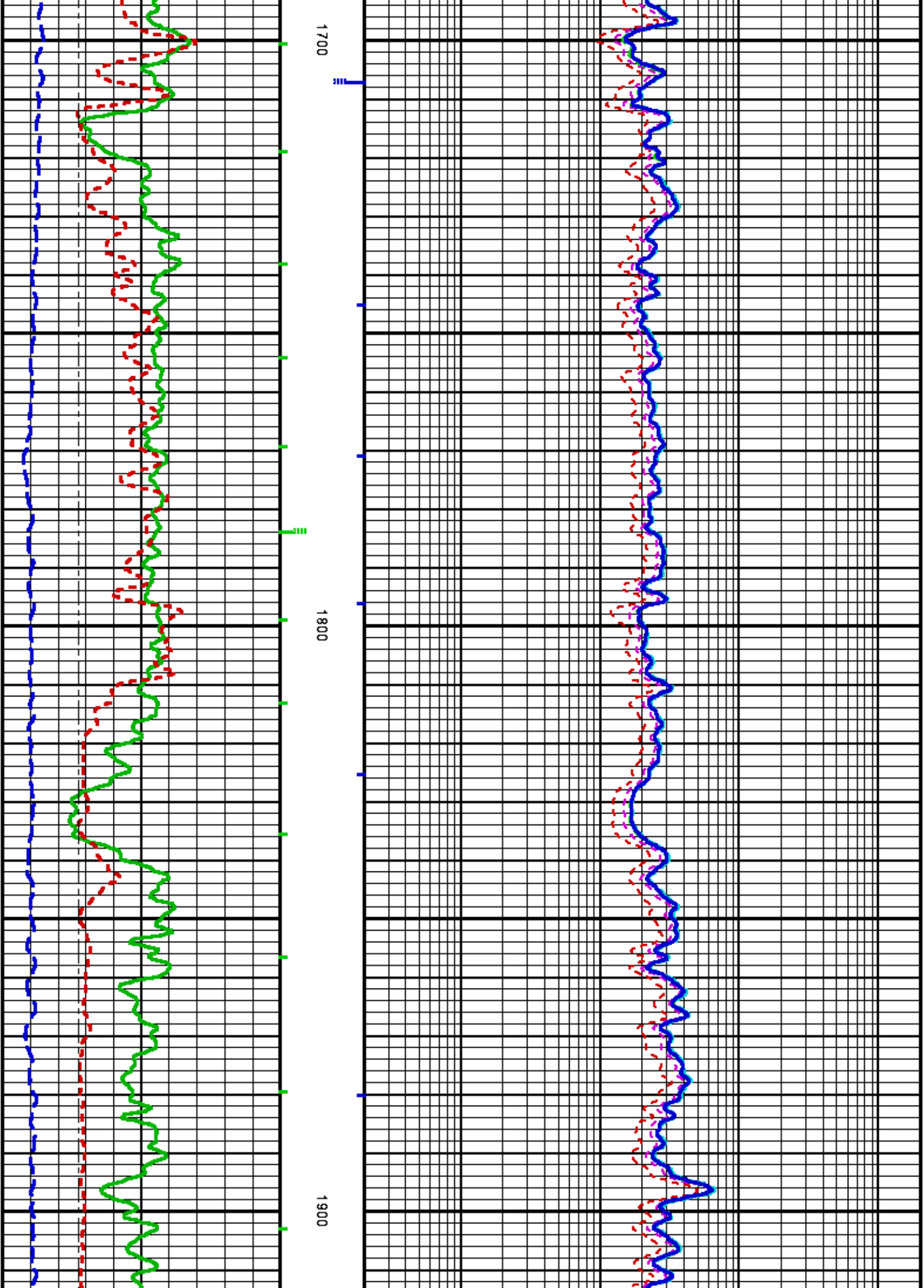


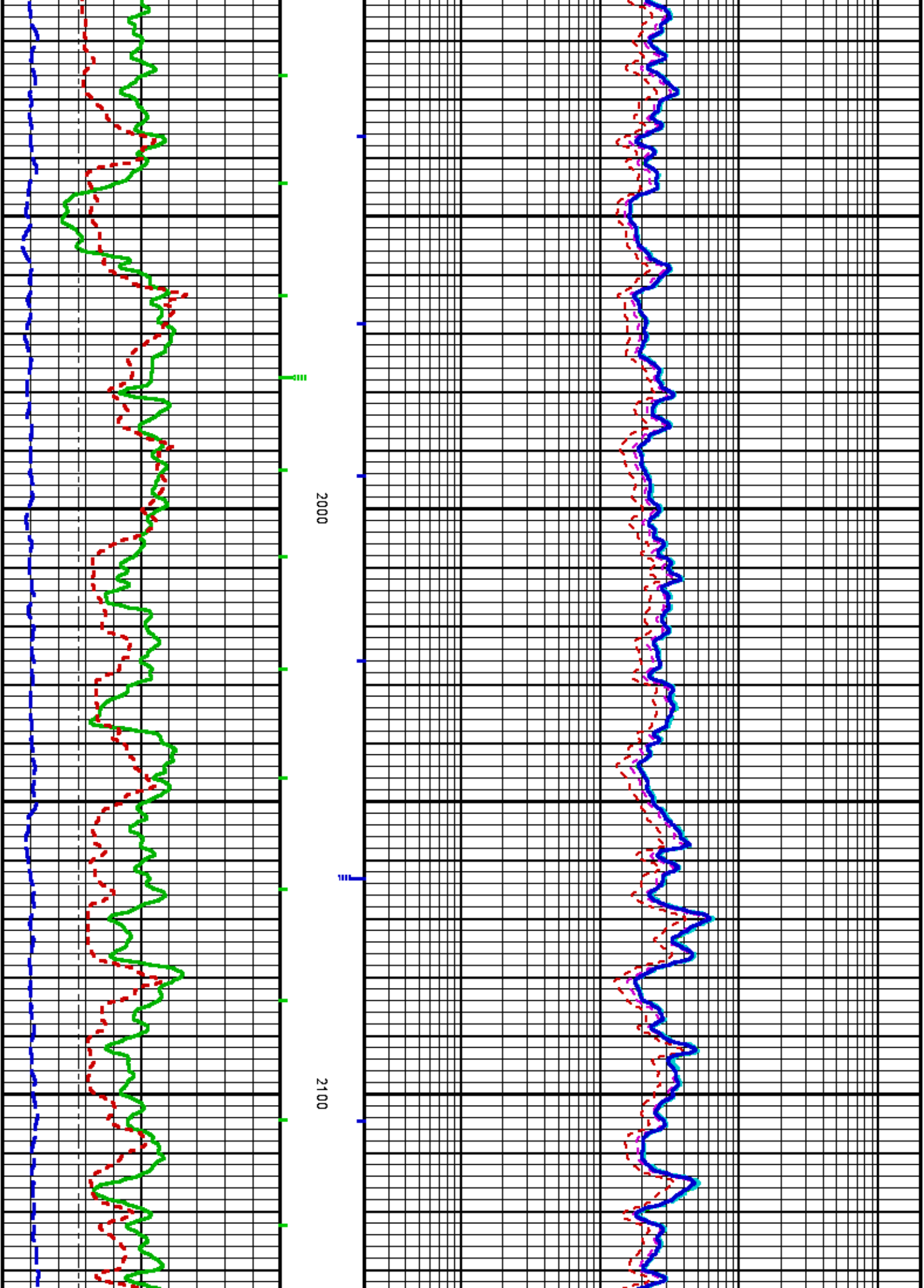
1300

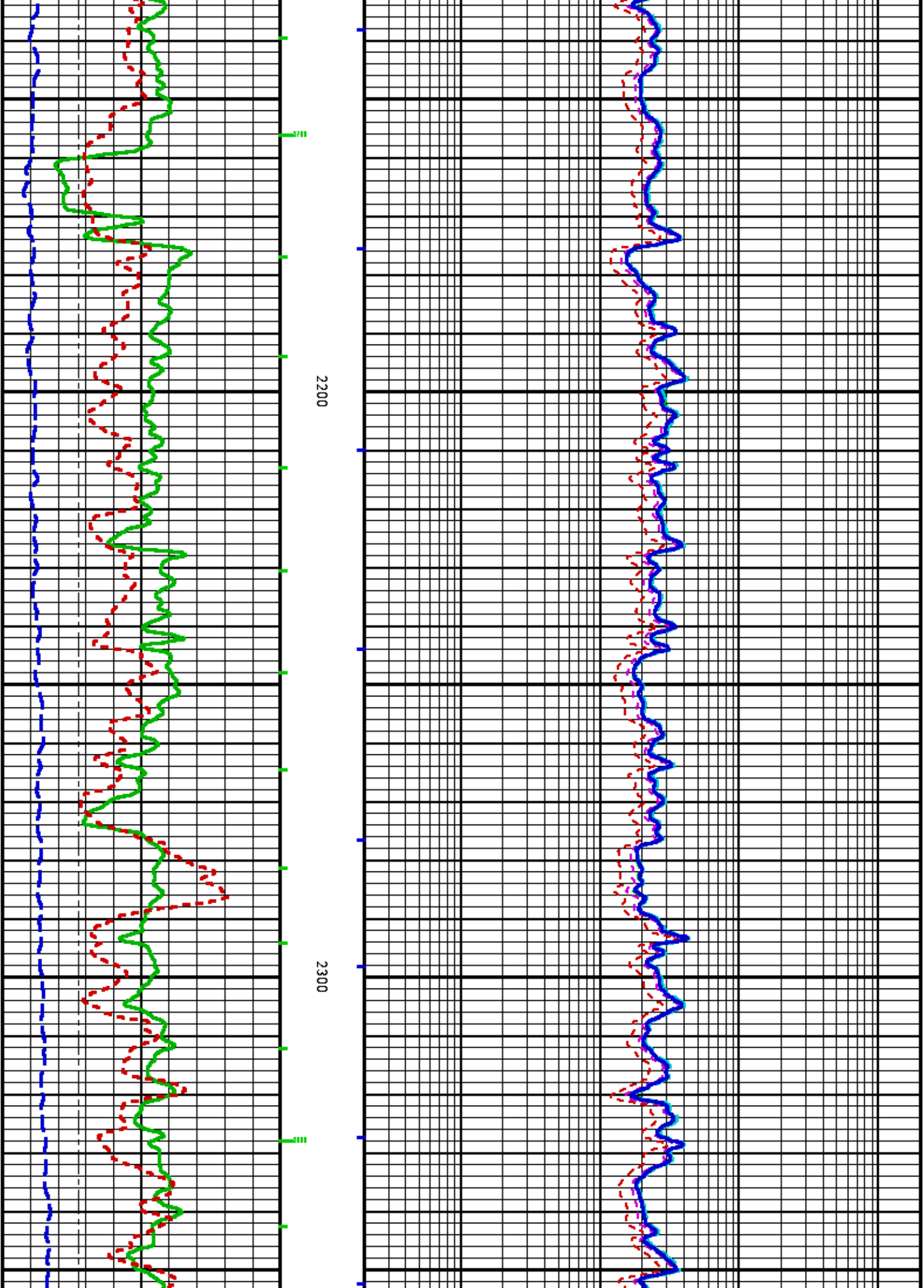
1400

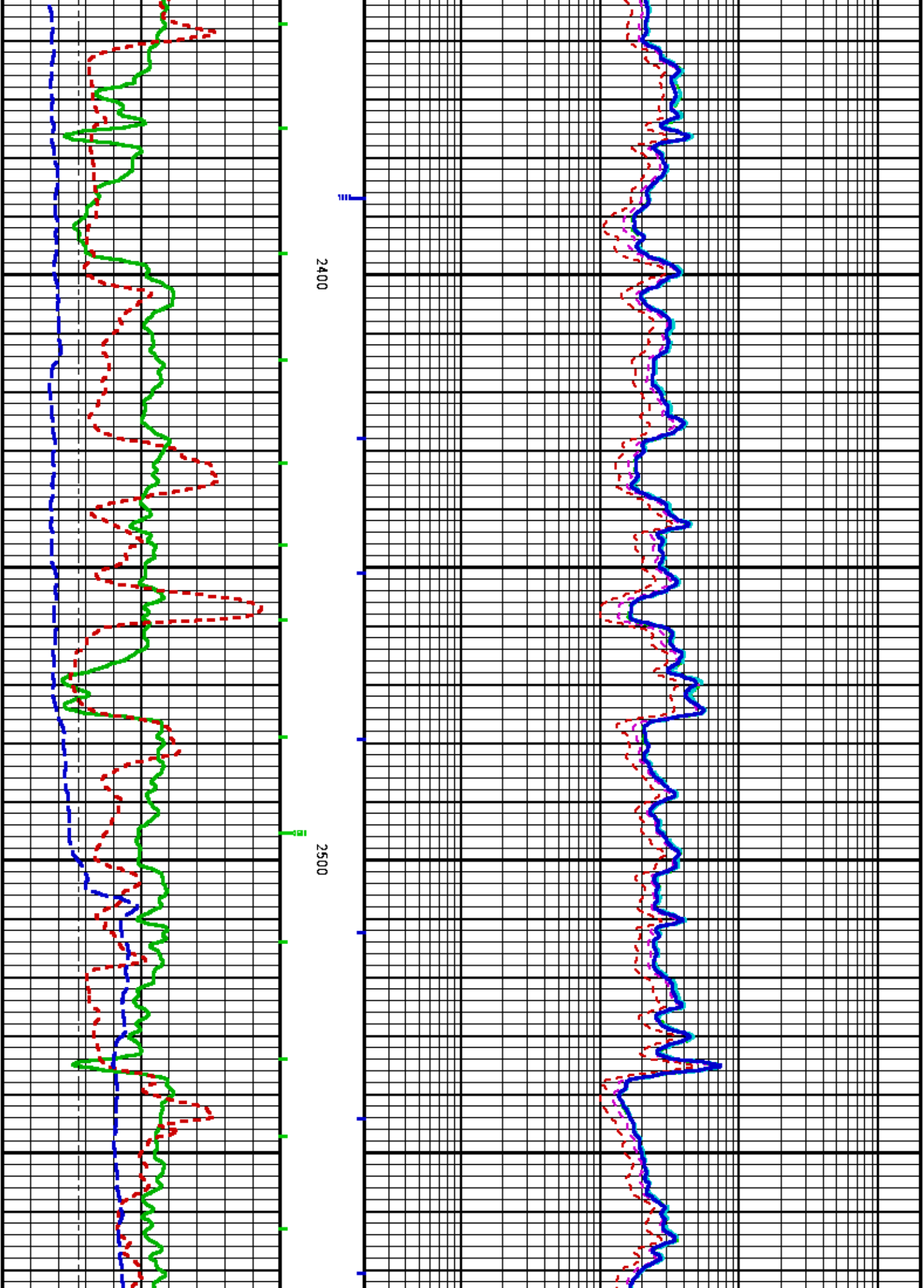


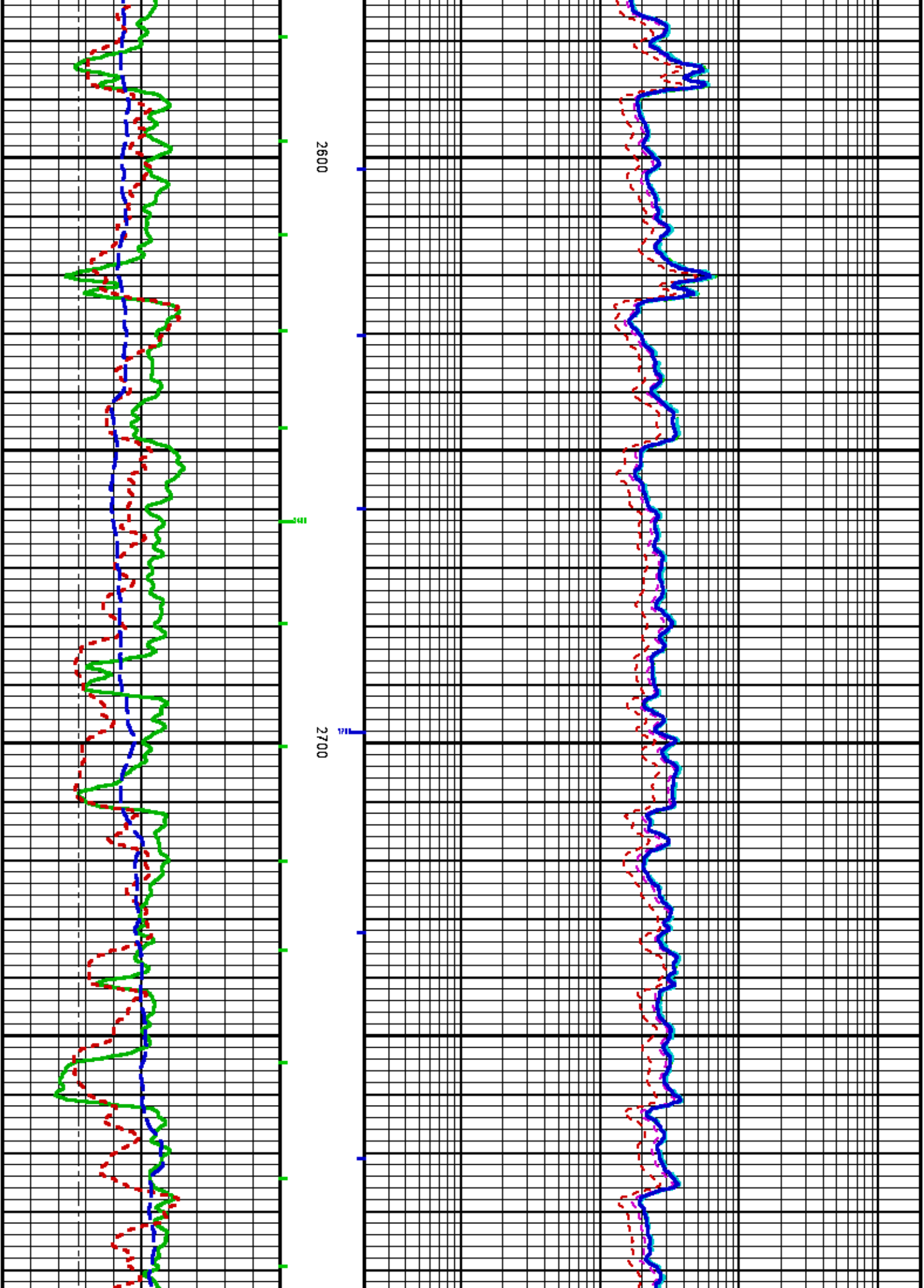


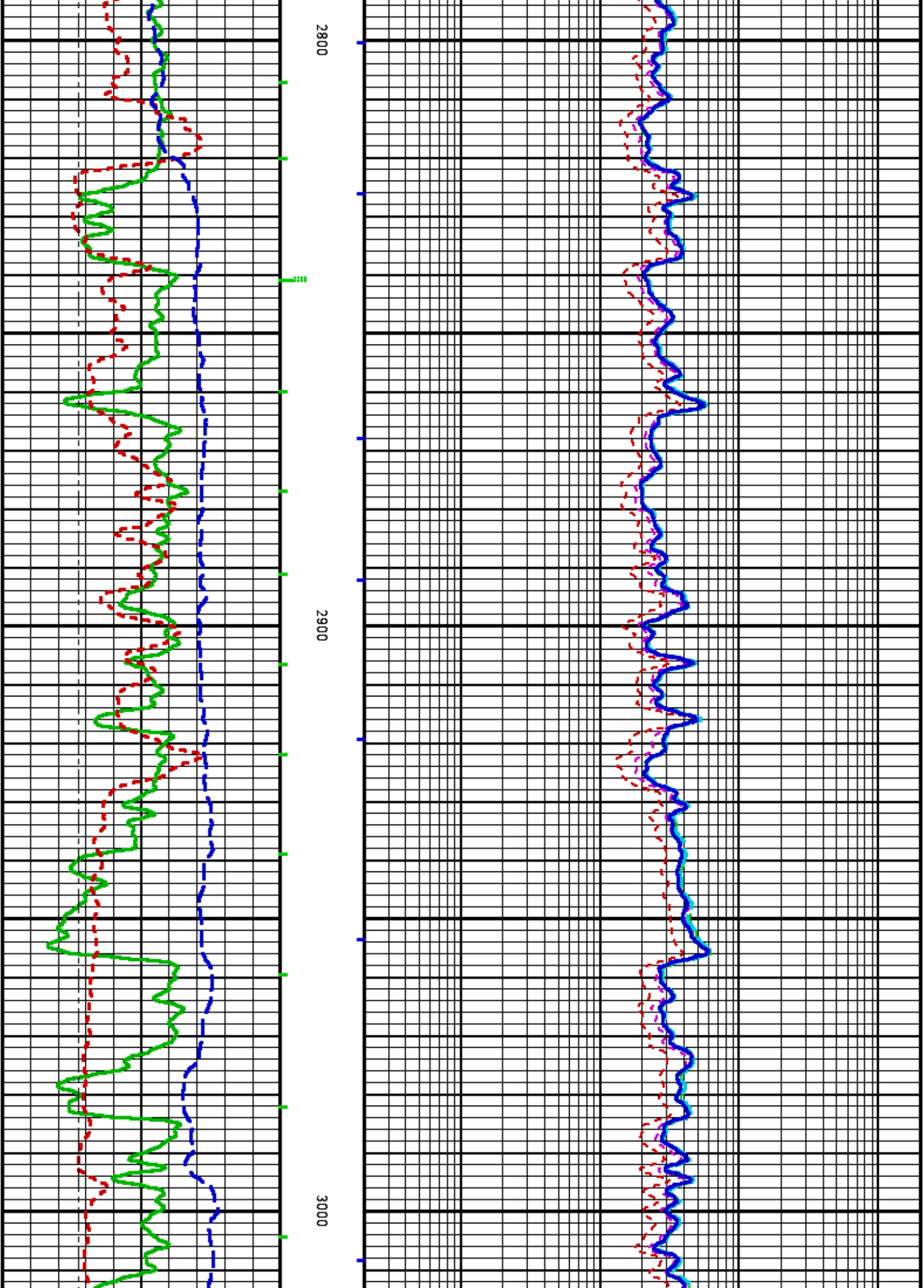


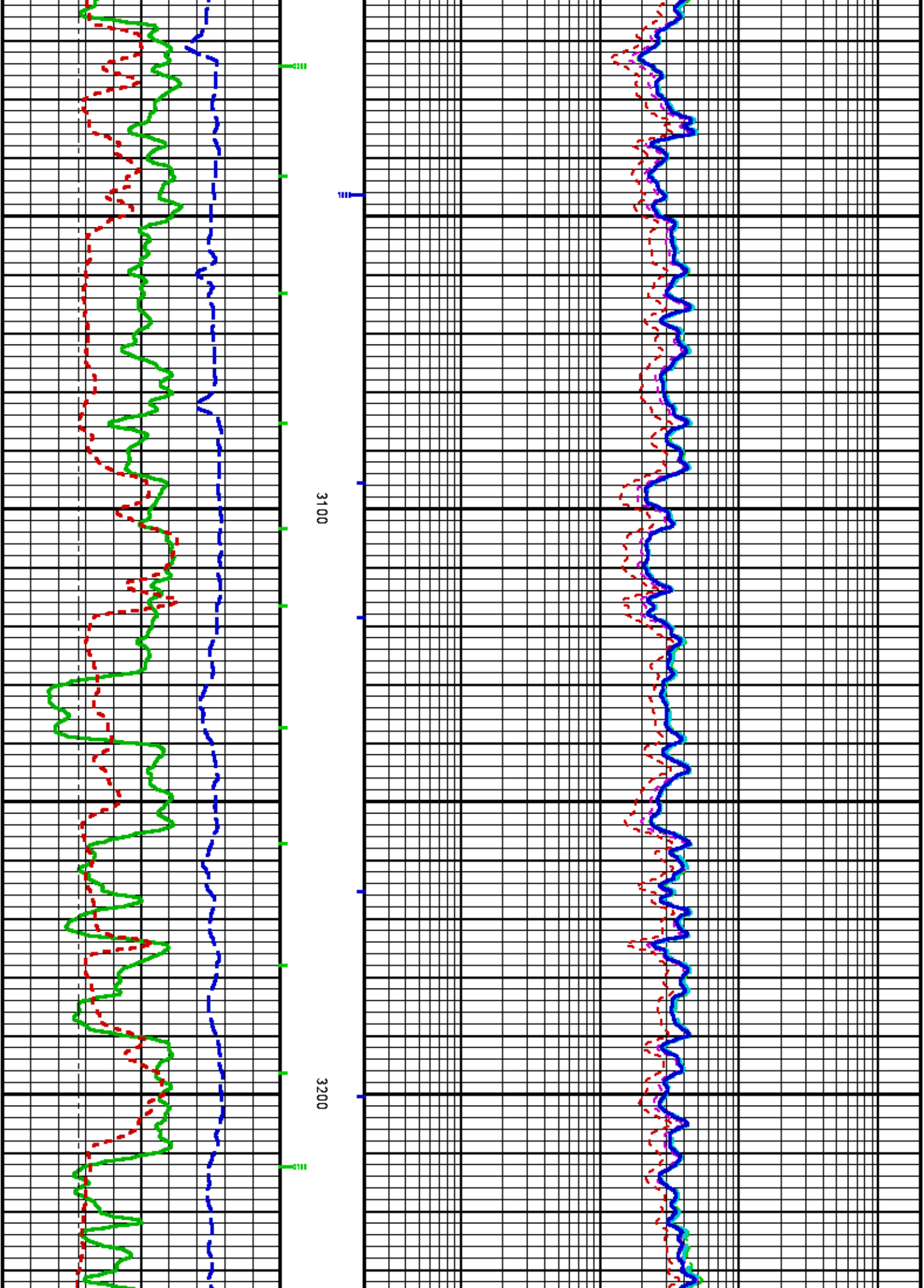


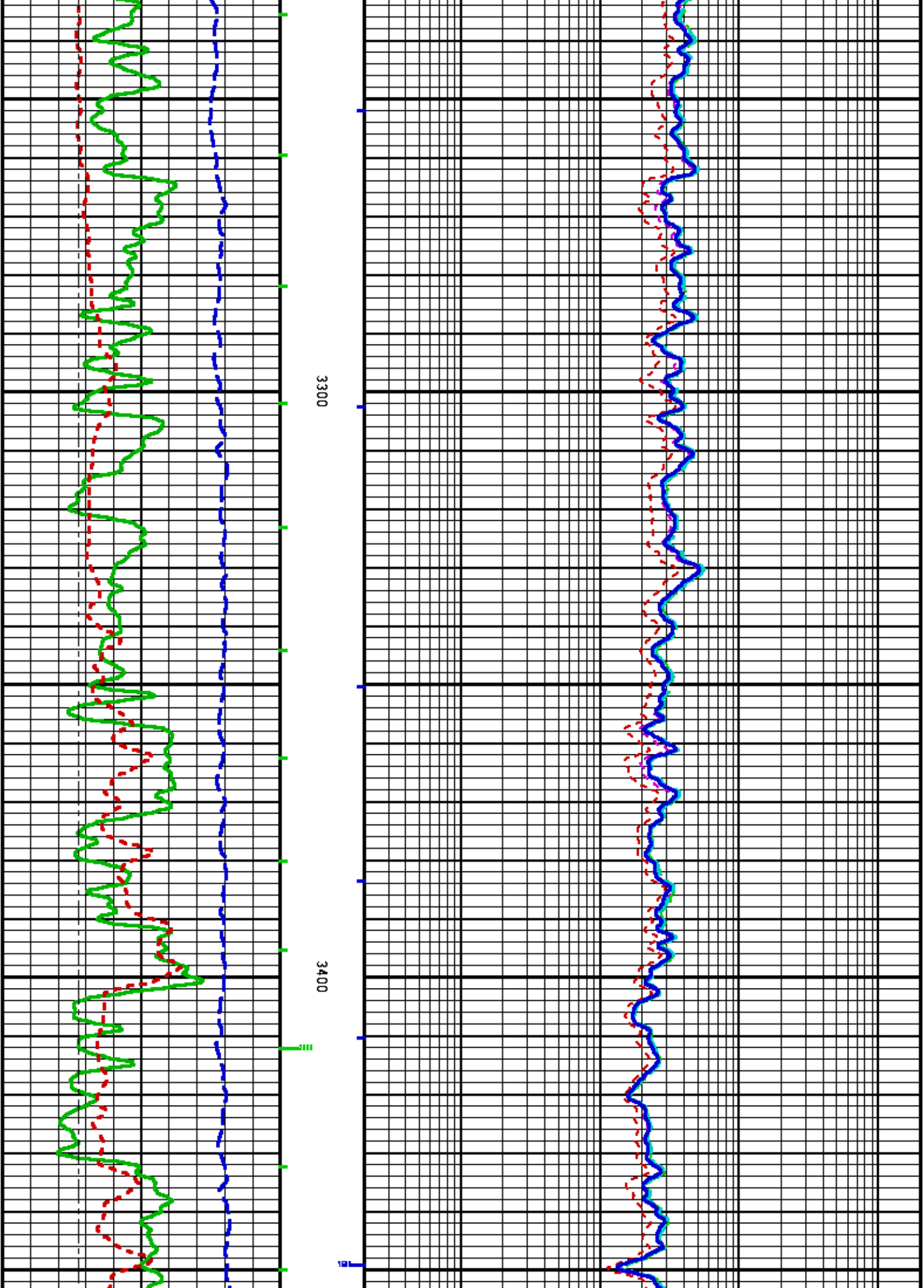


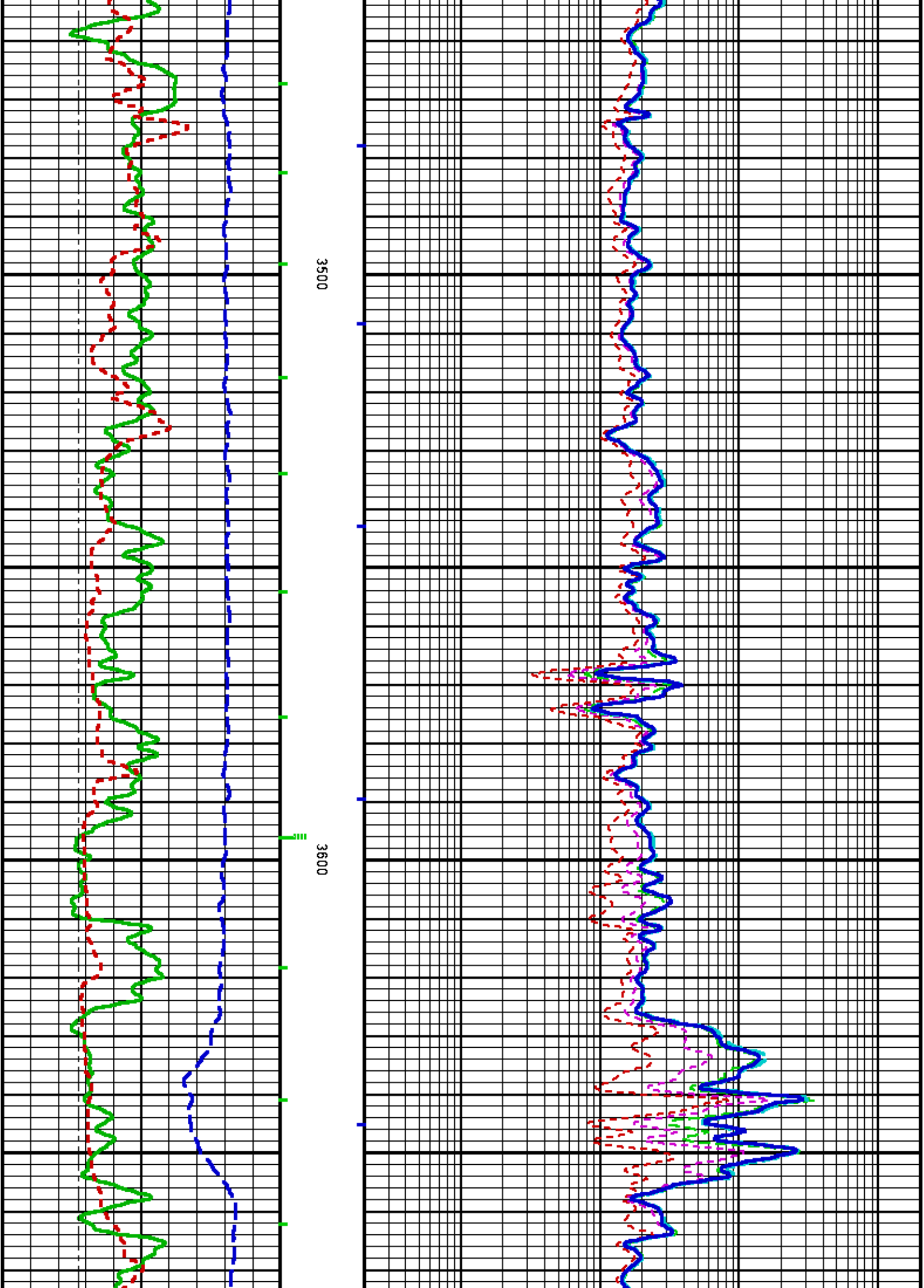


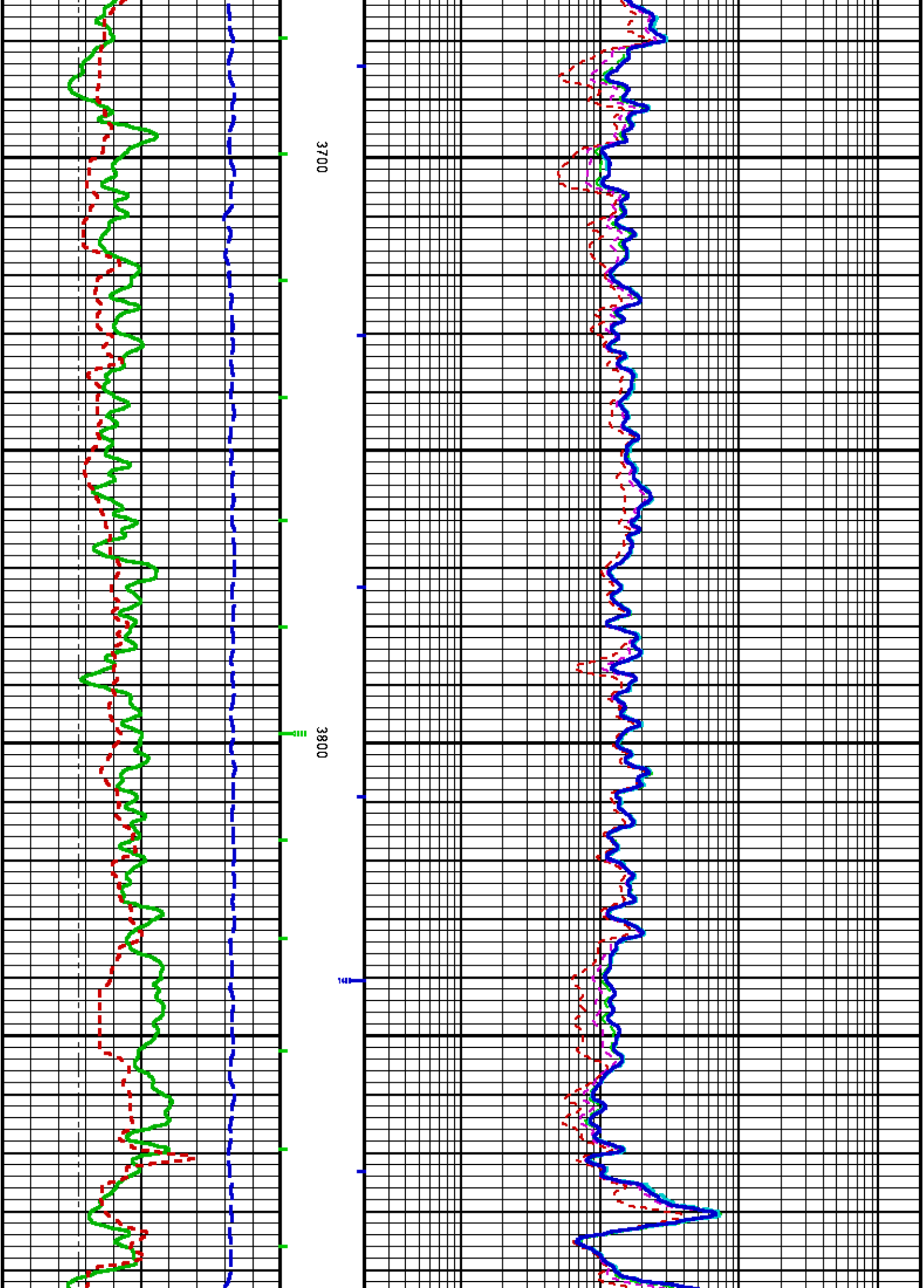


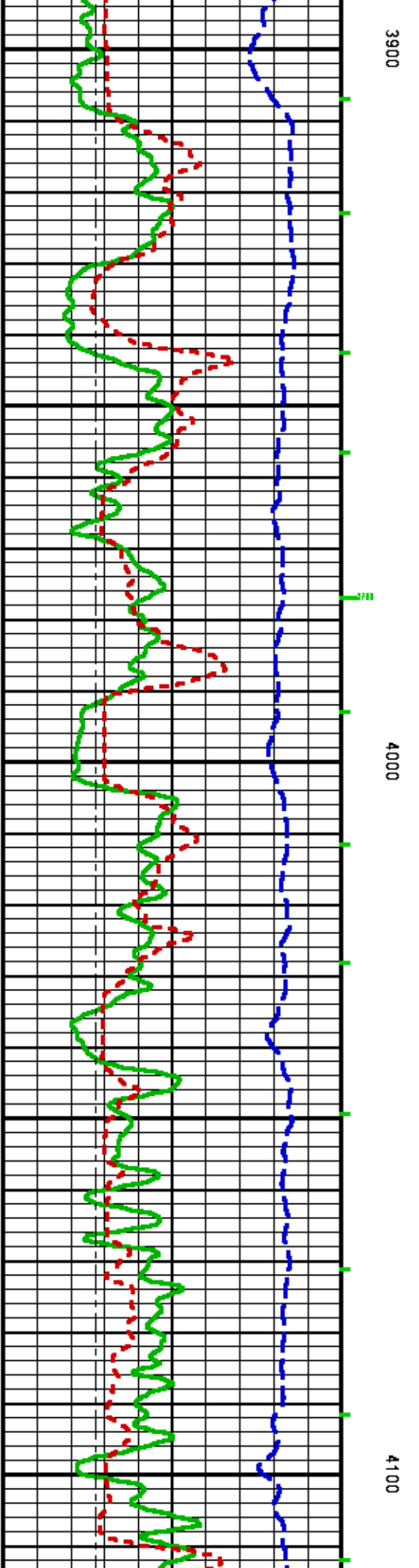
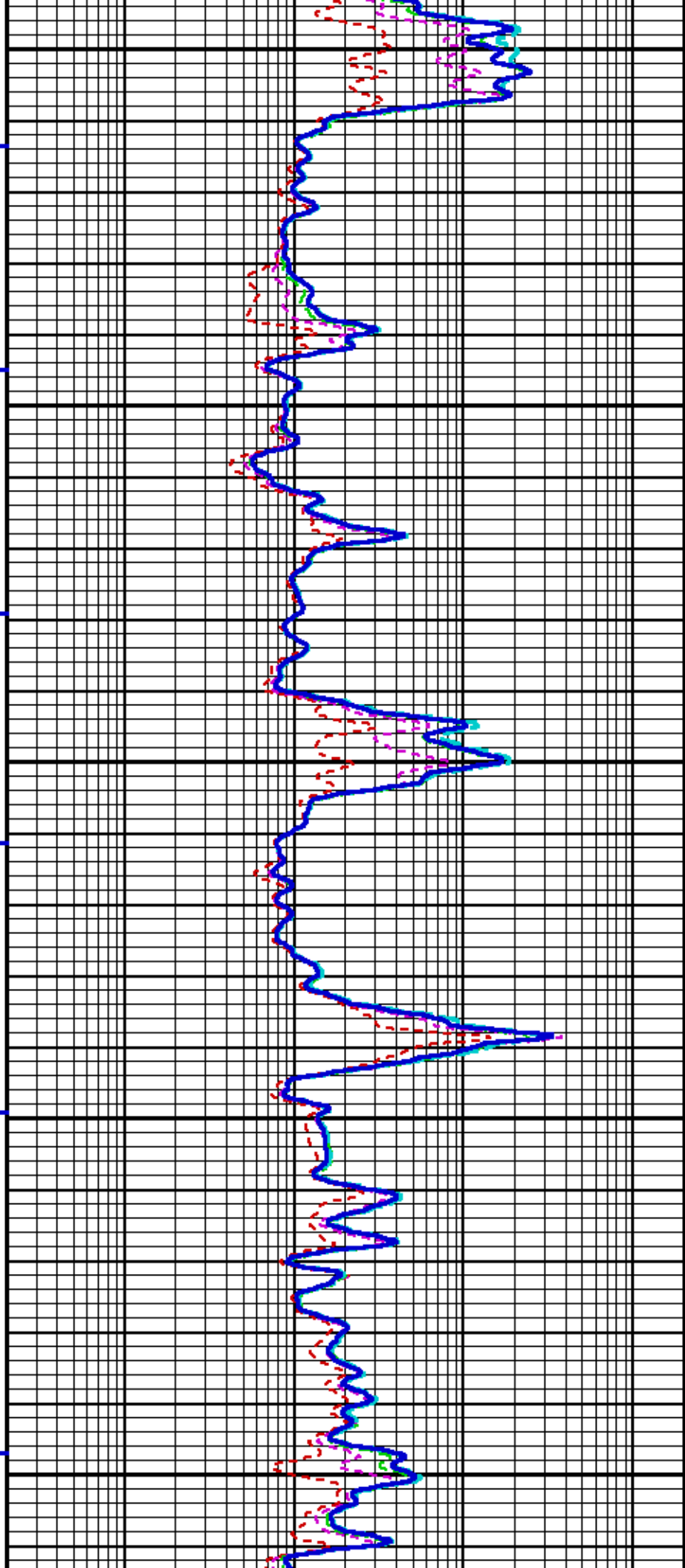


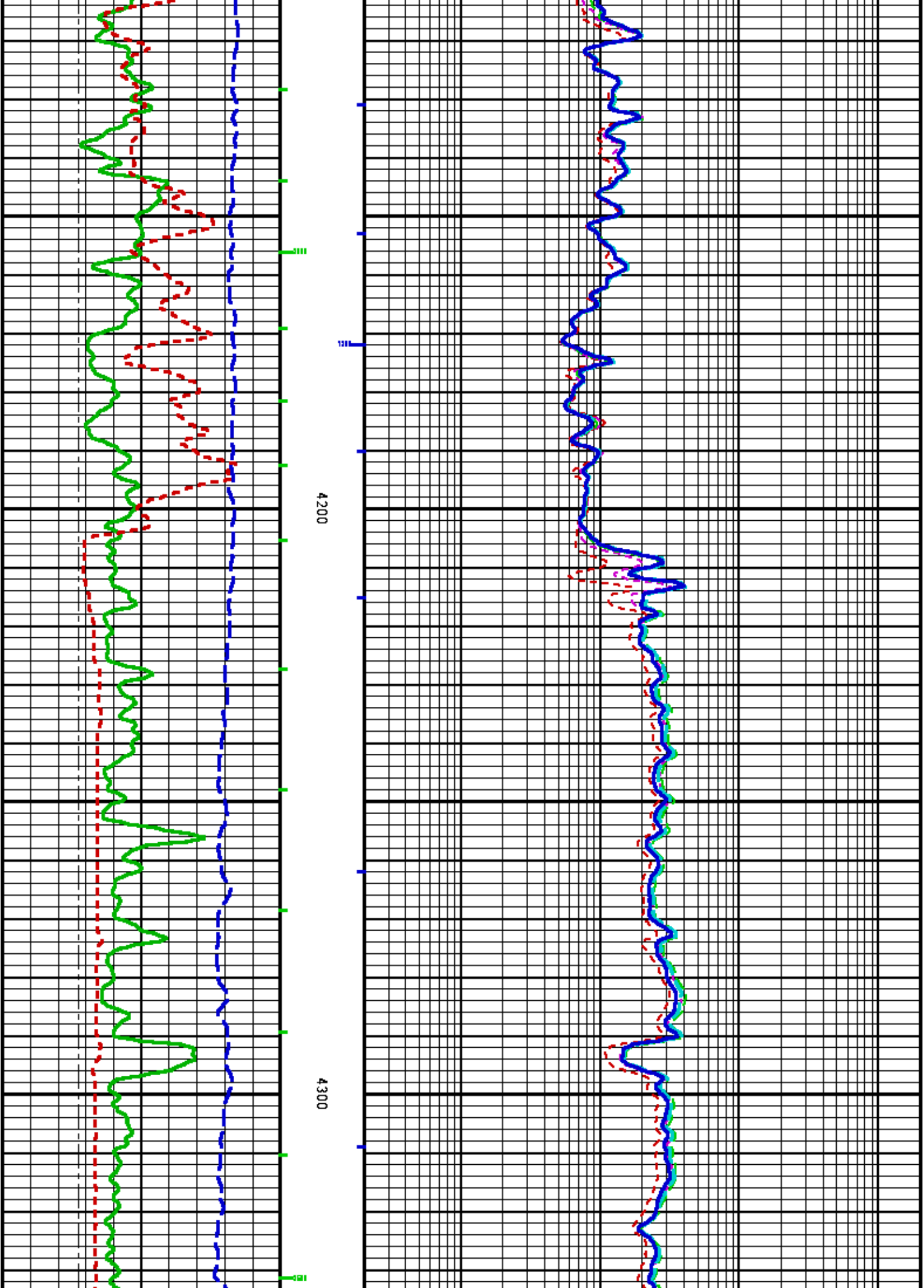


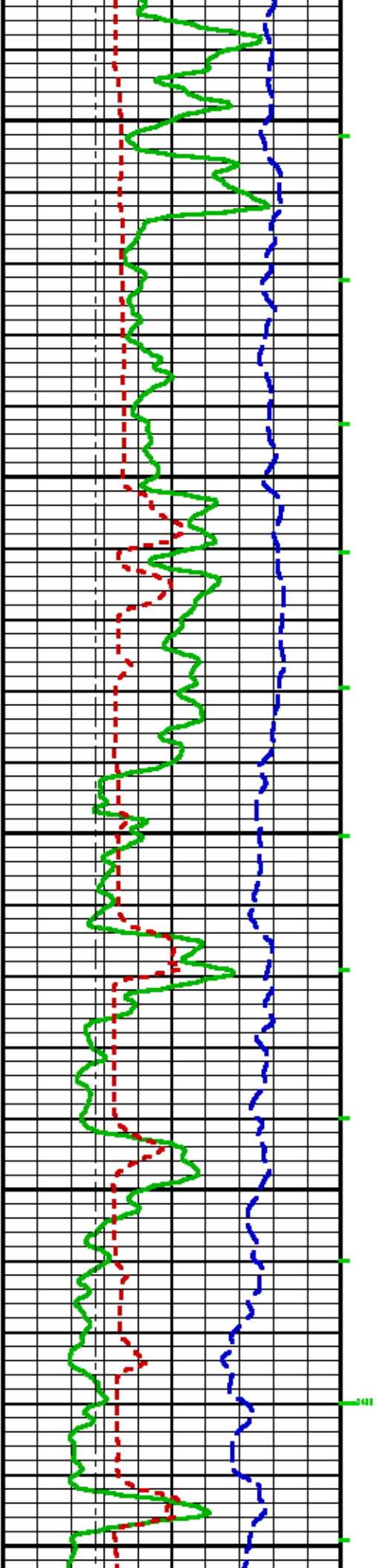






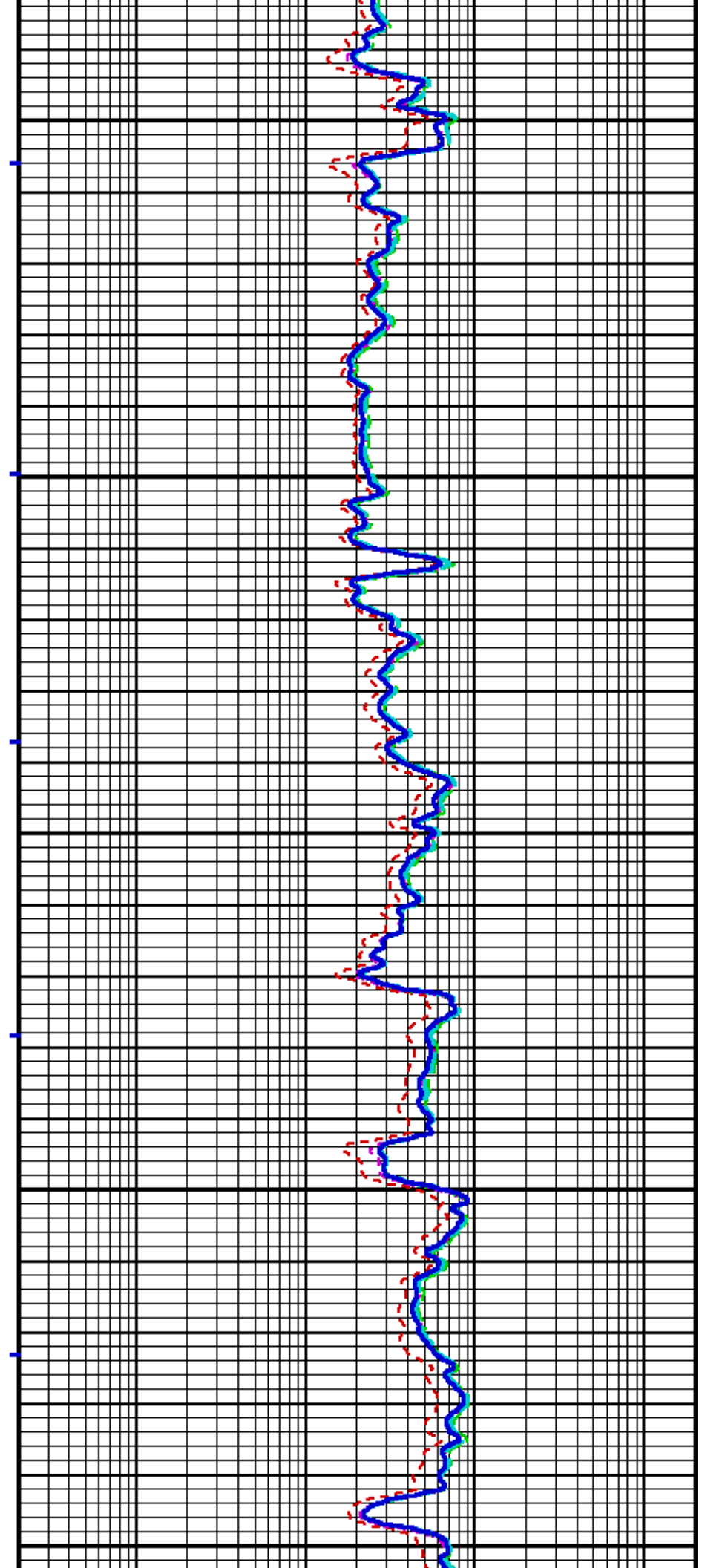


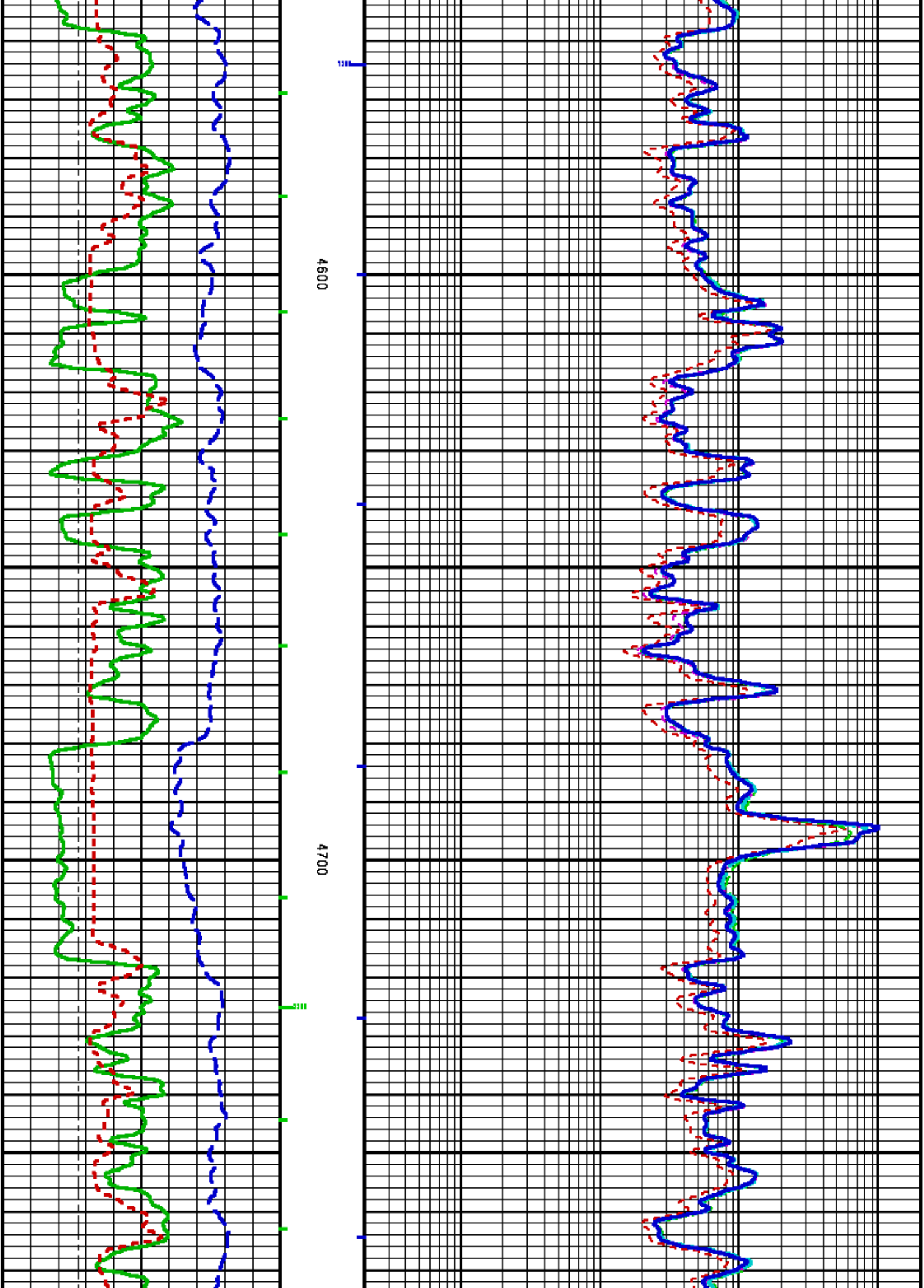


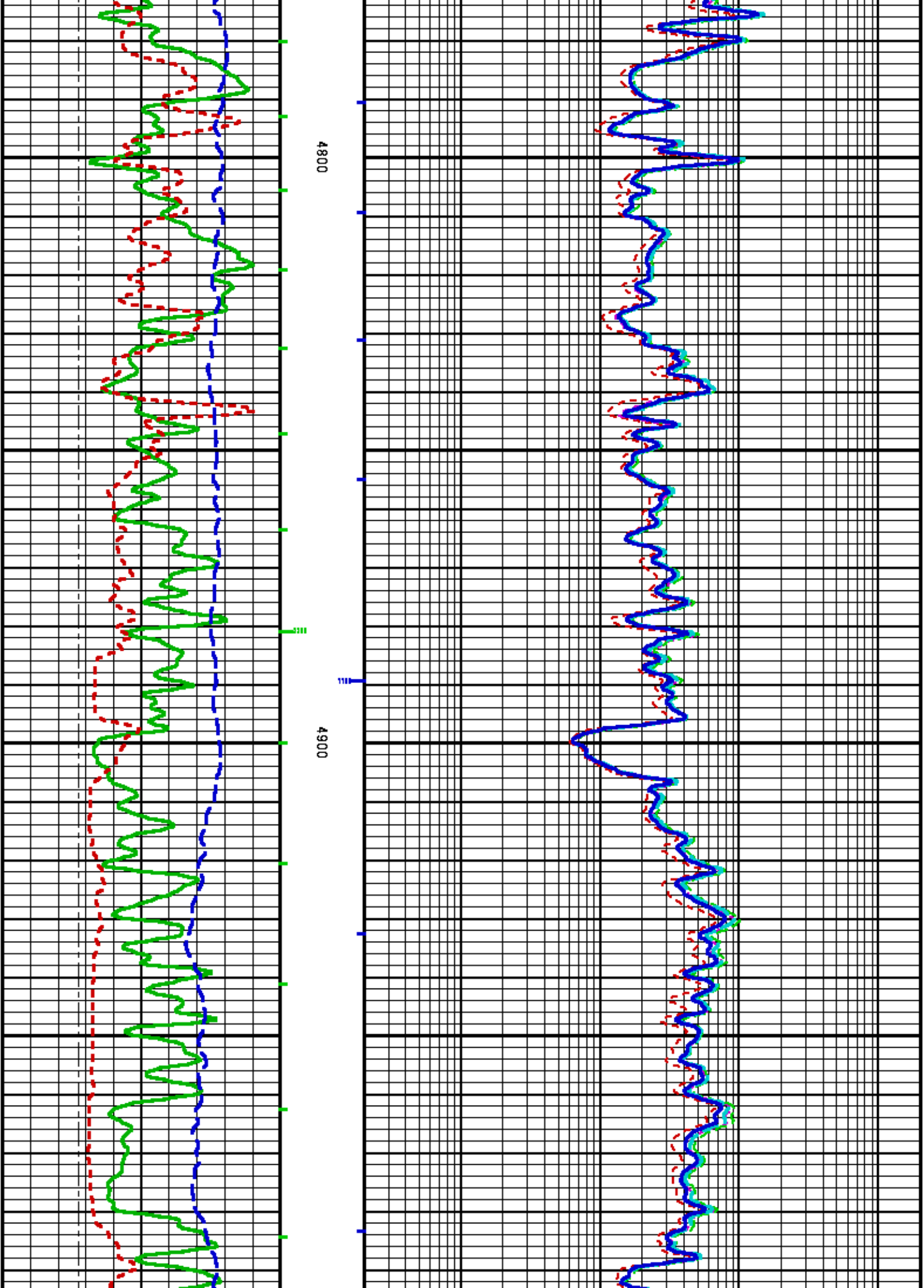


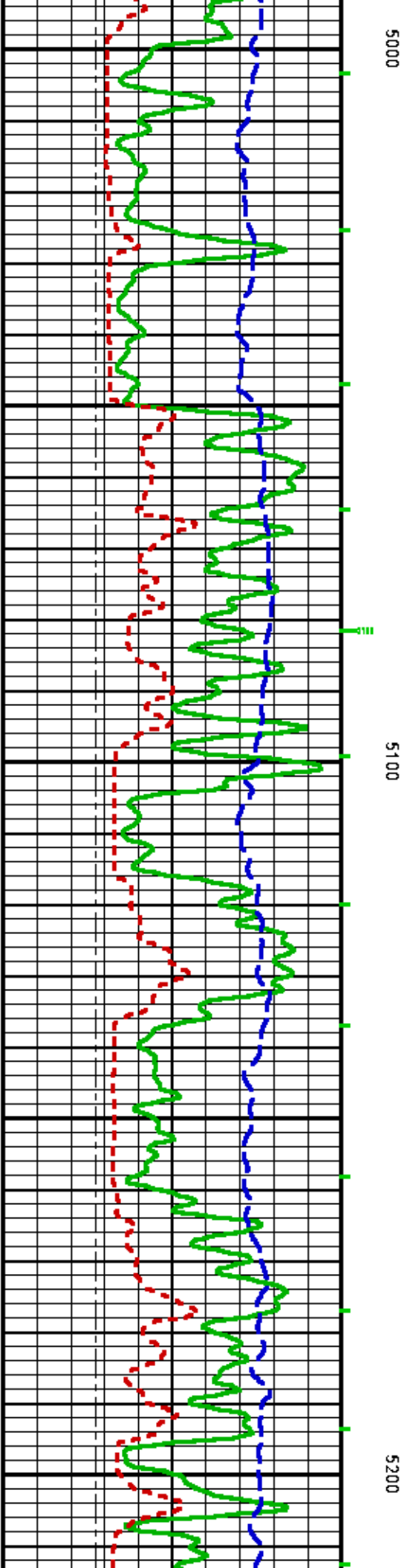
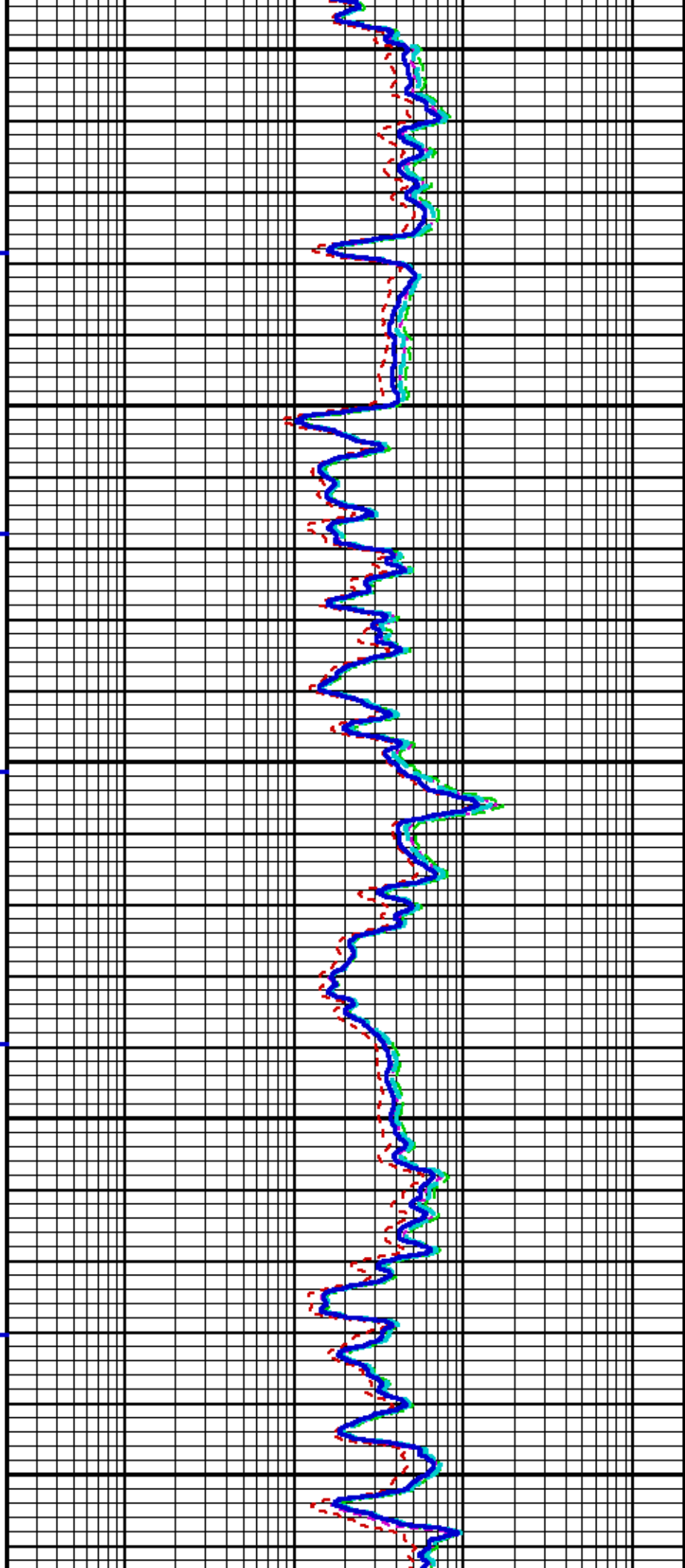
4400

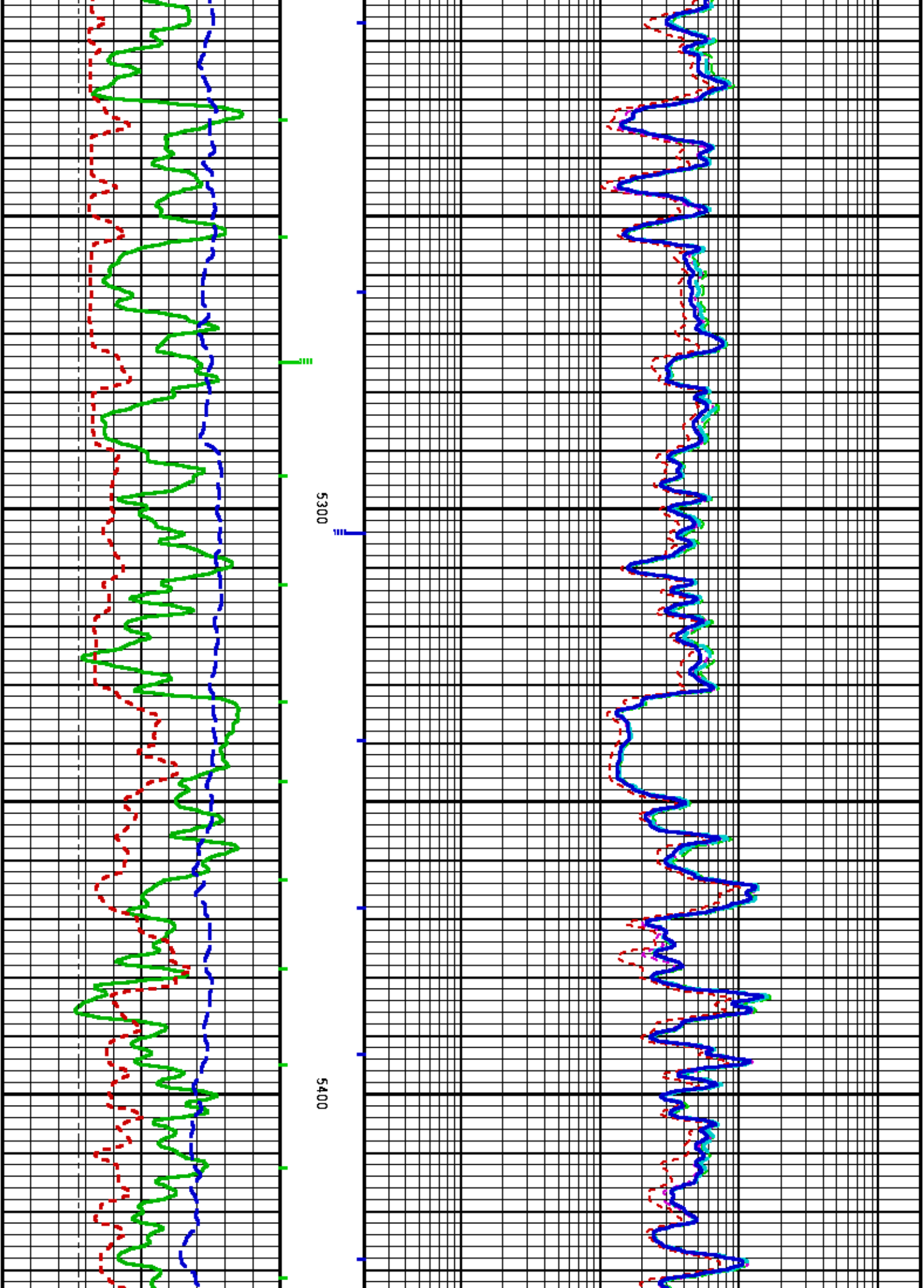
4500

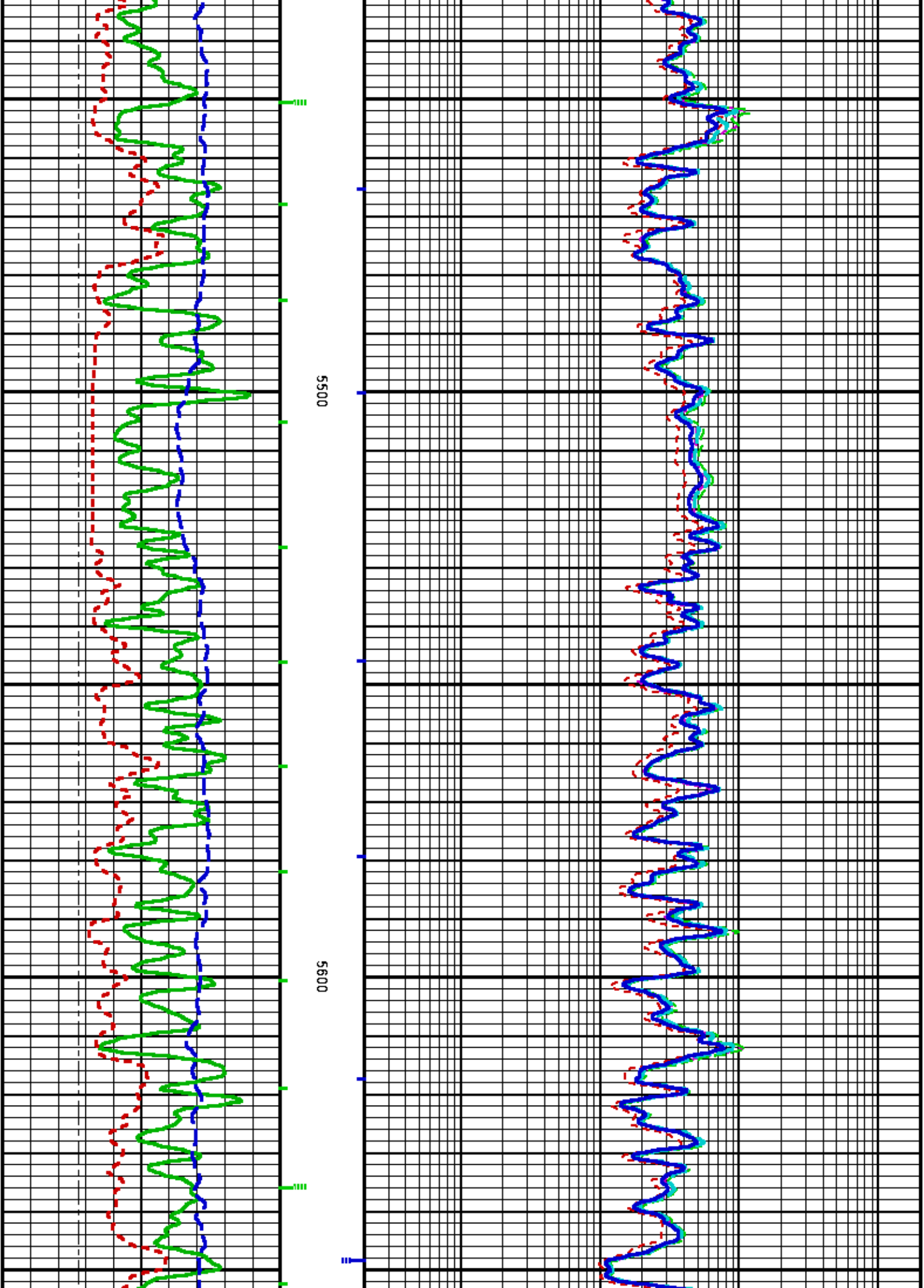


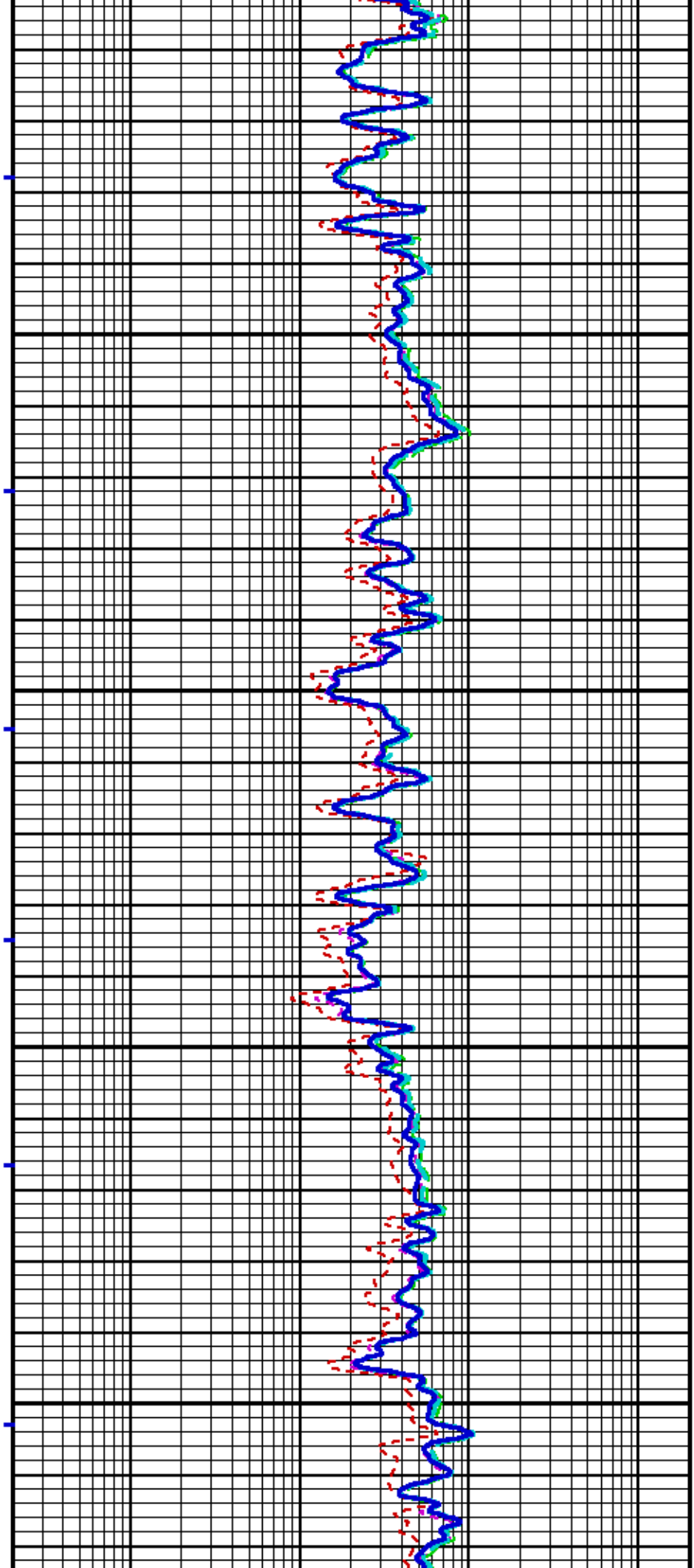
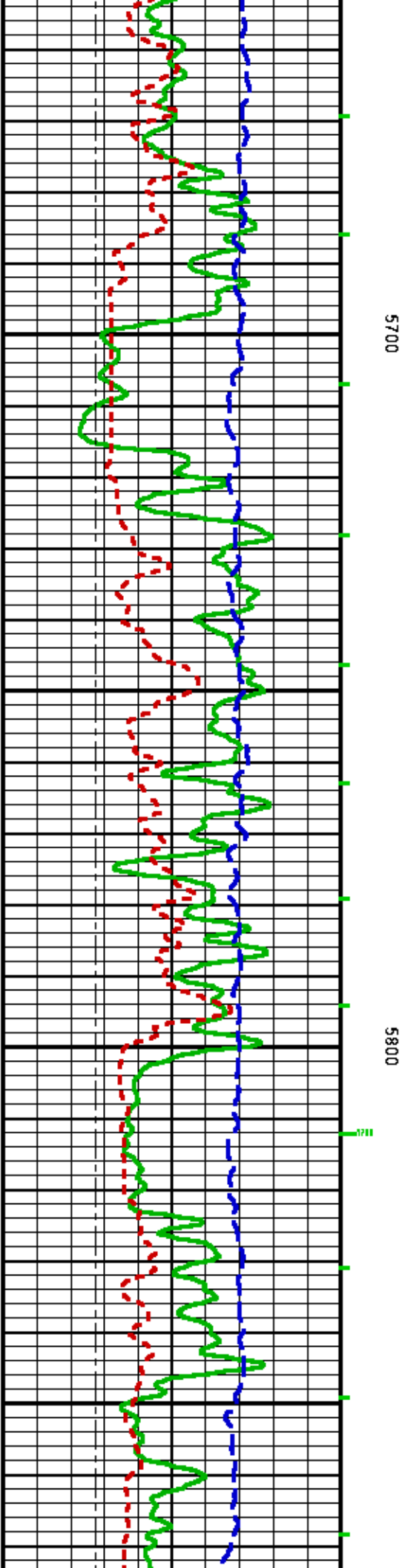


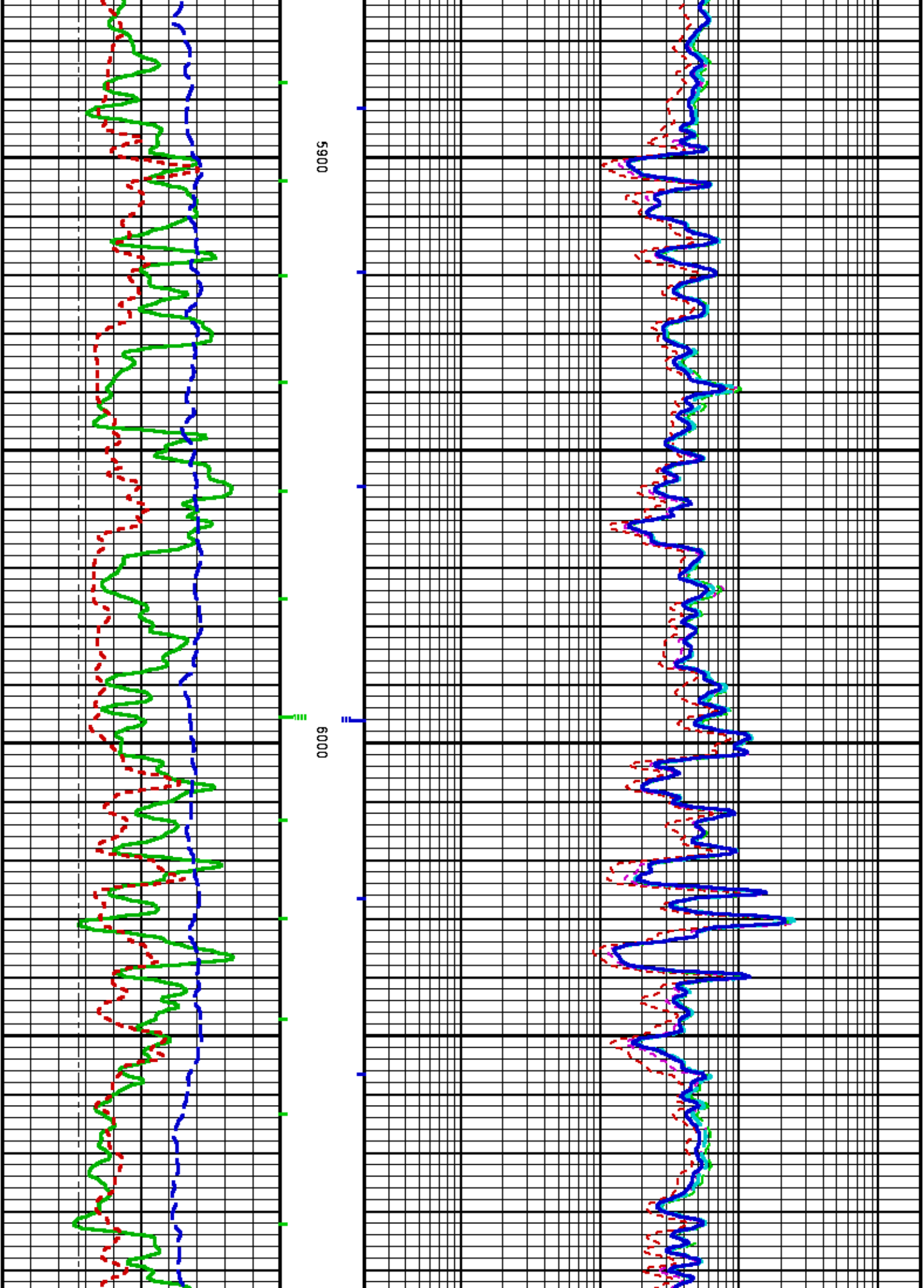


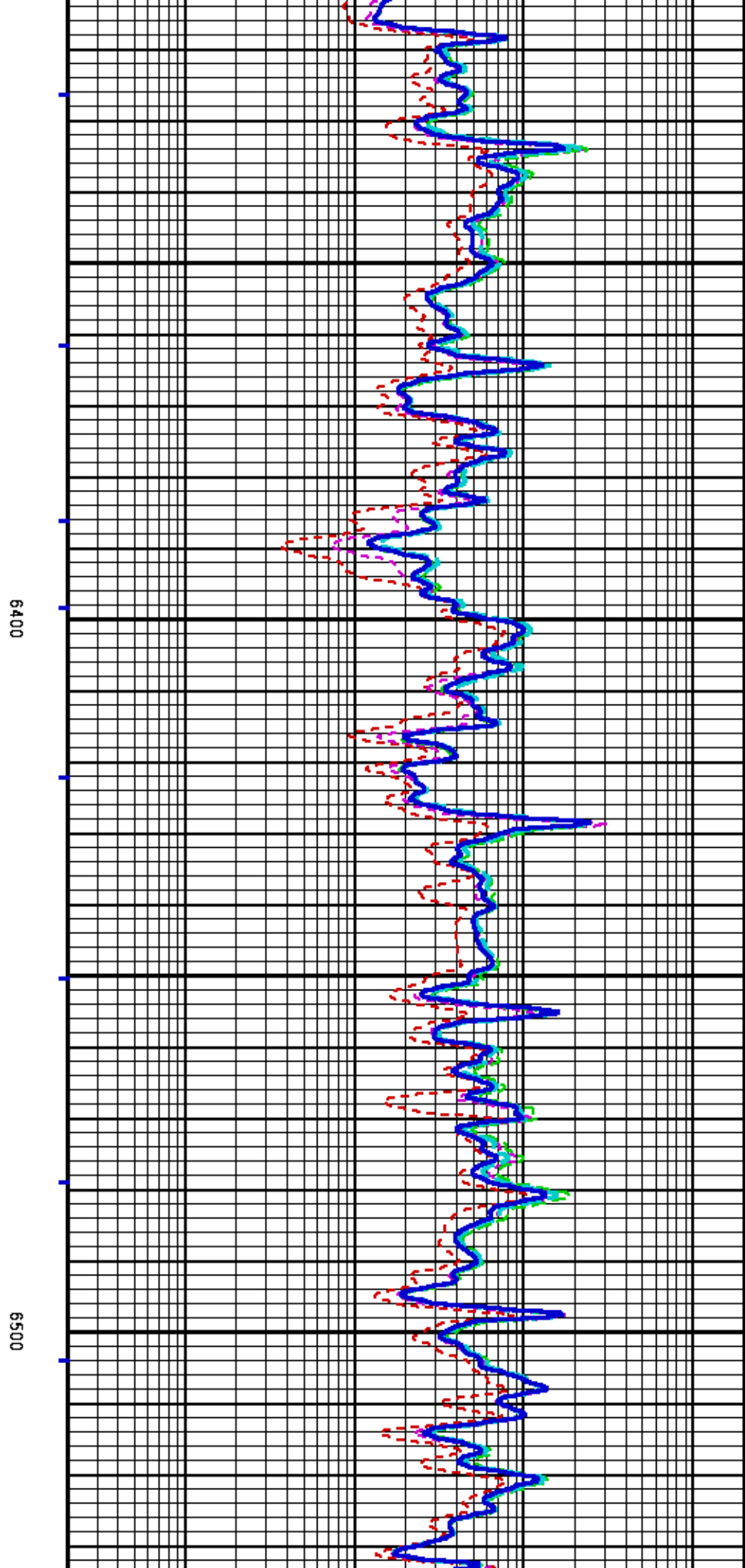



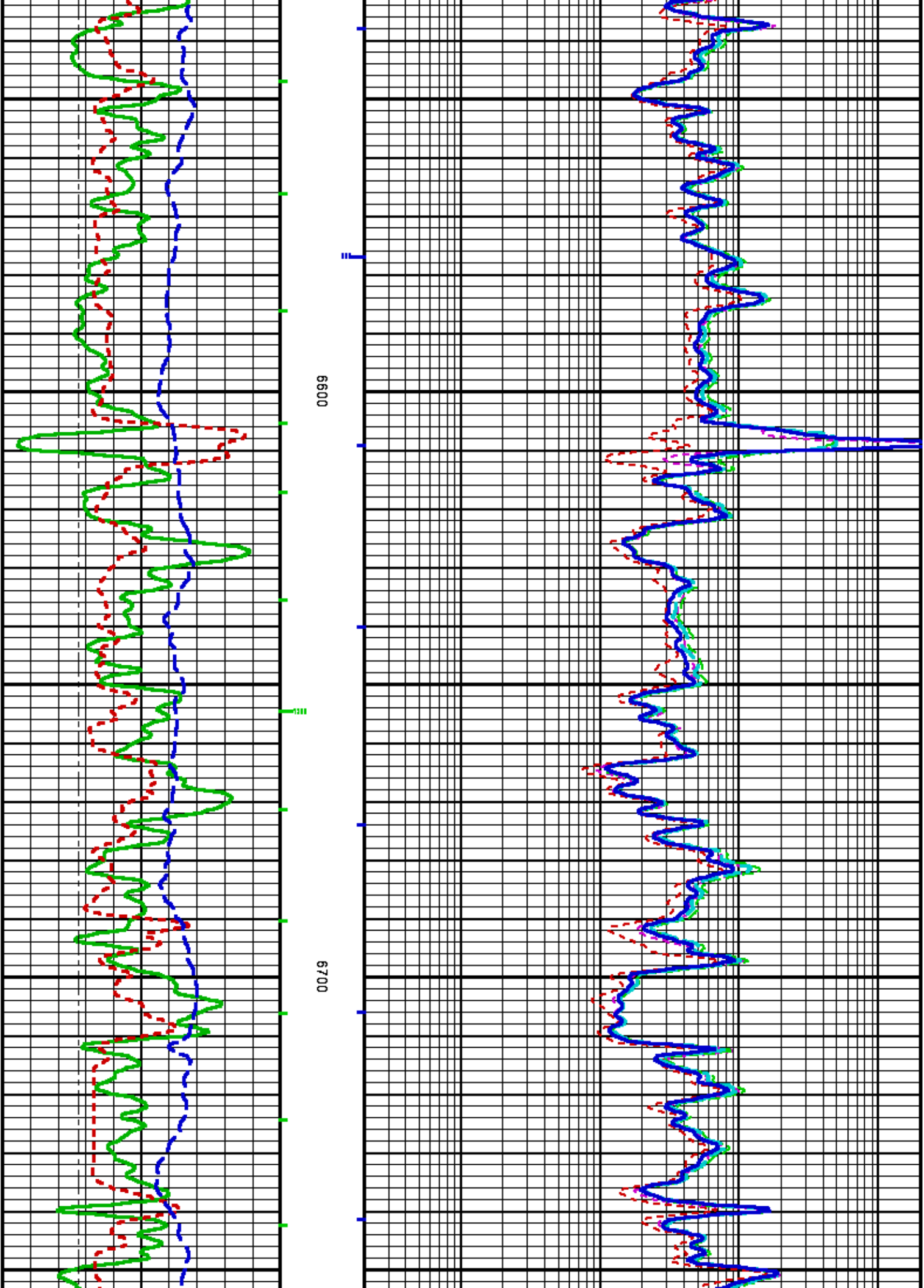


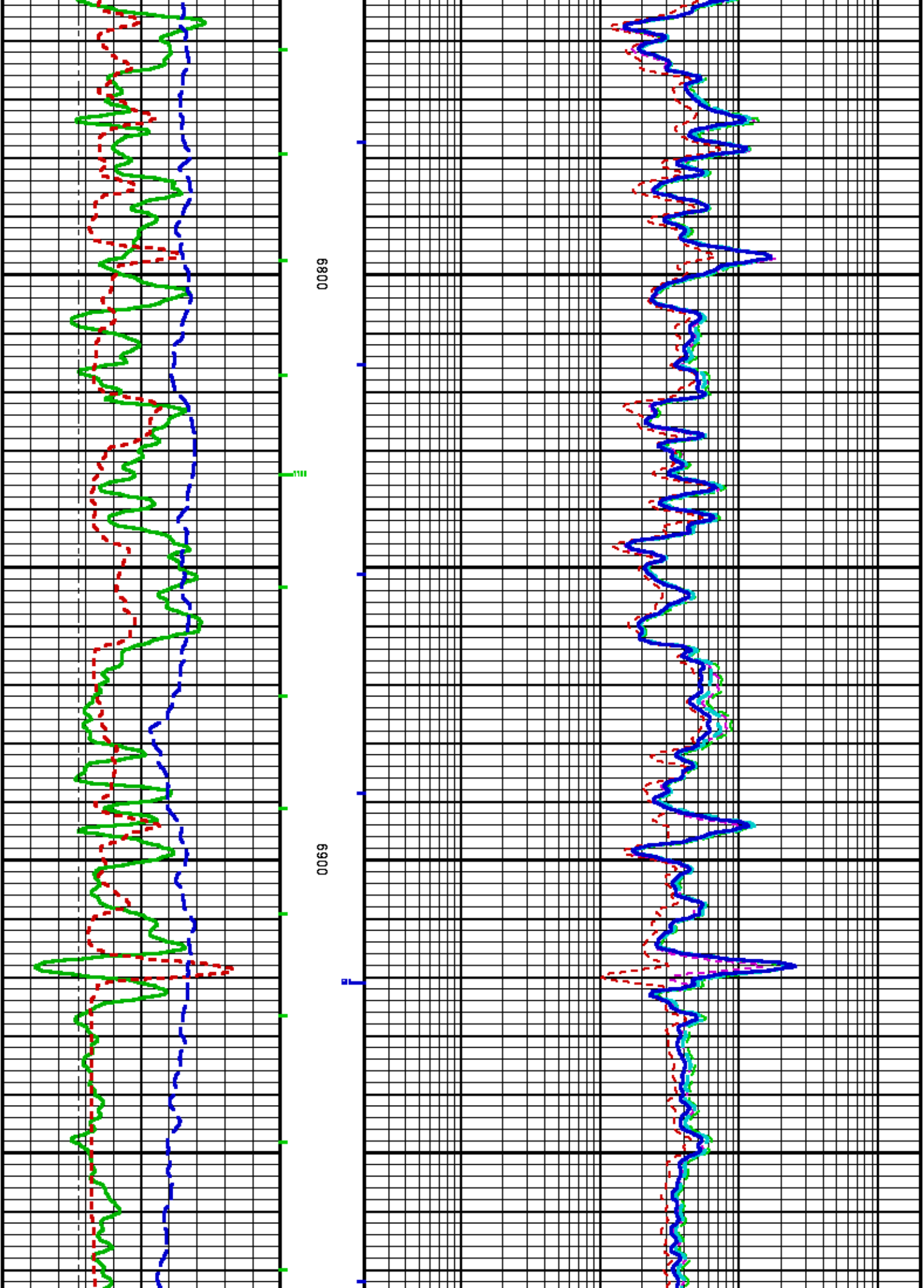


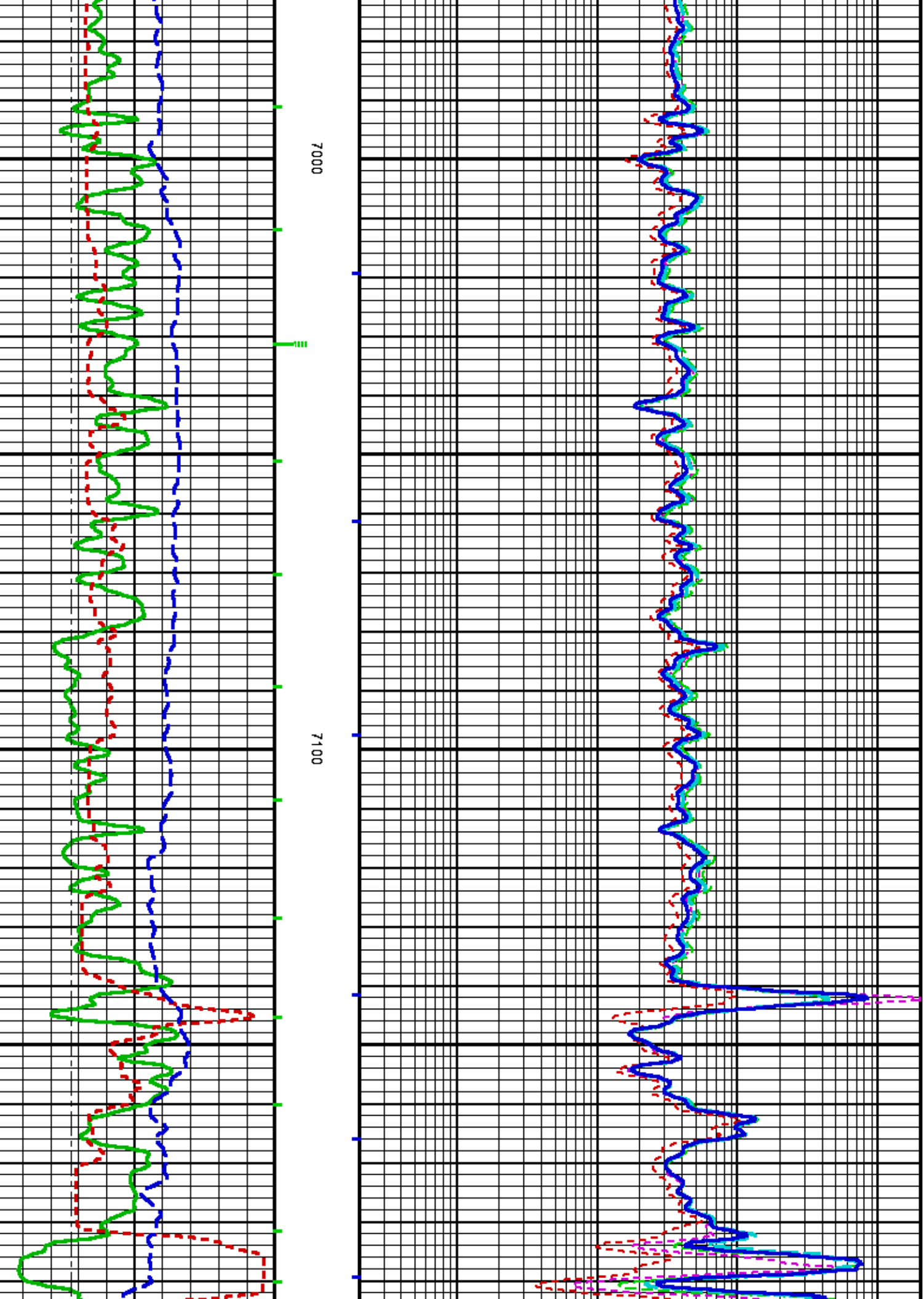


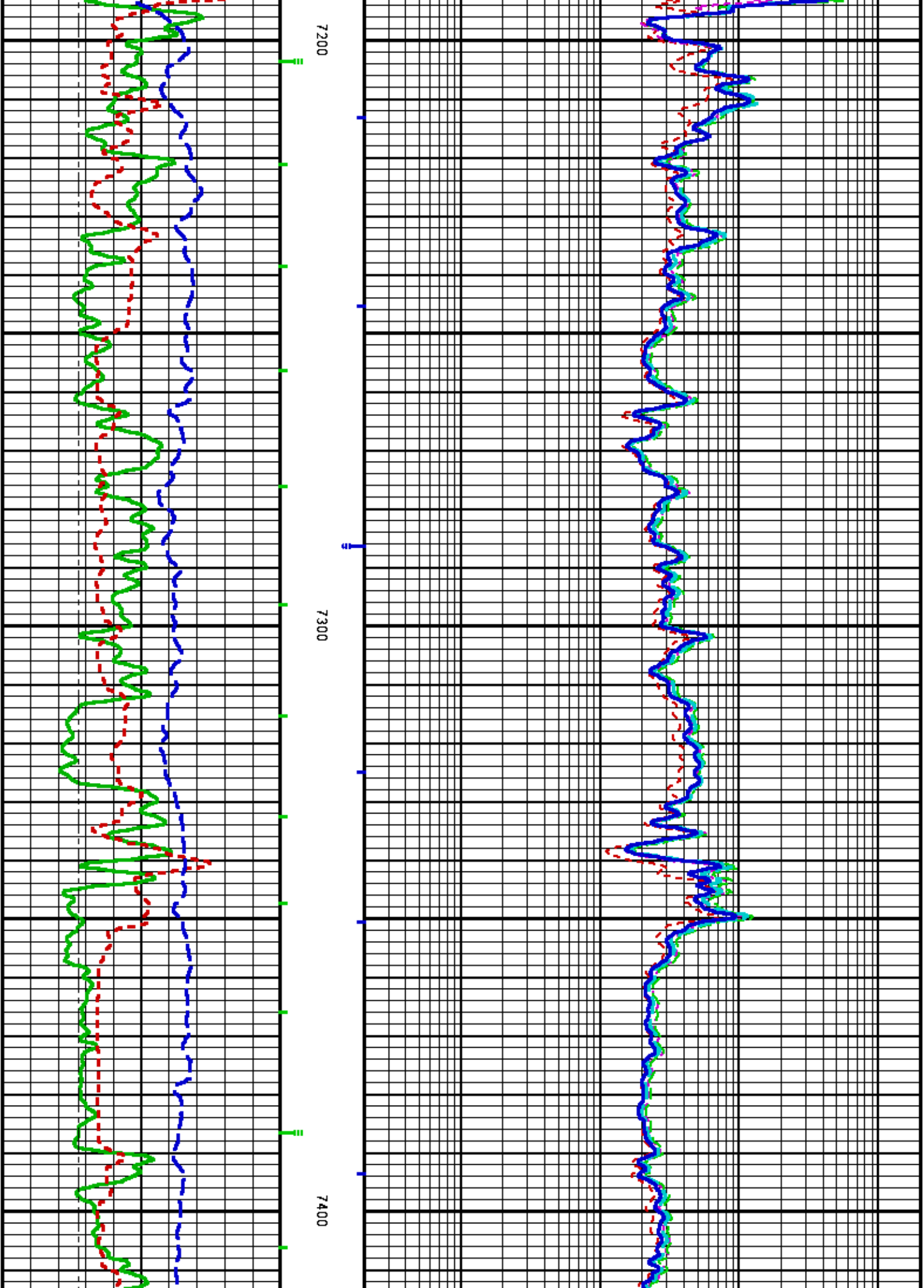


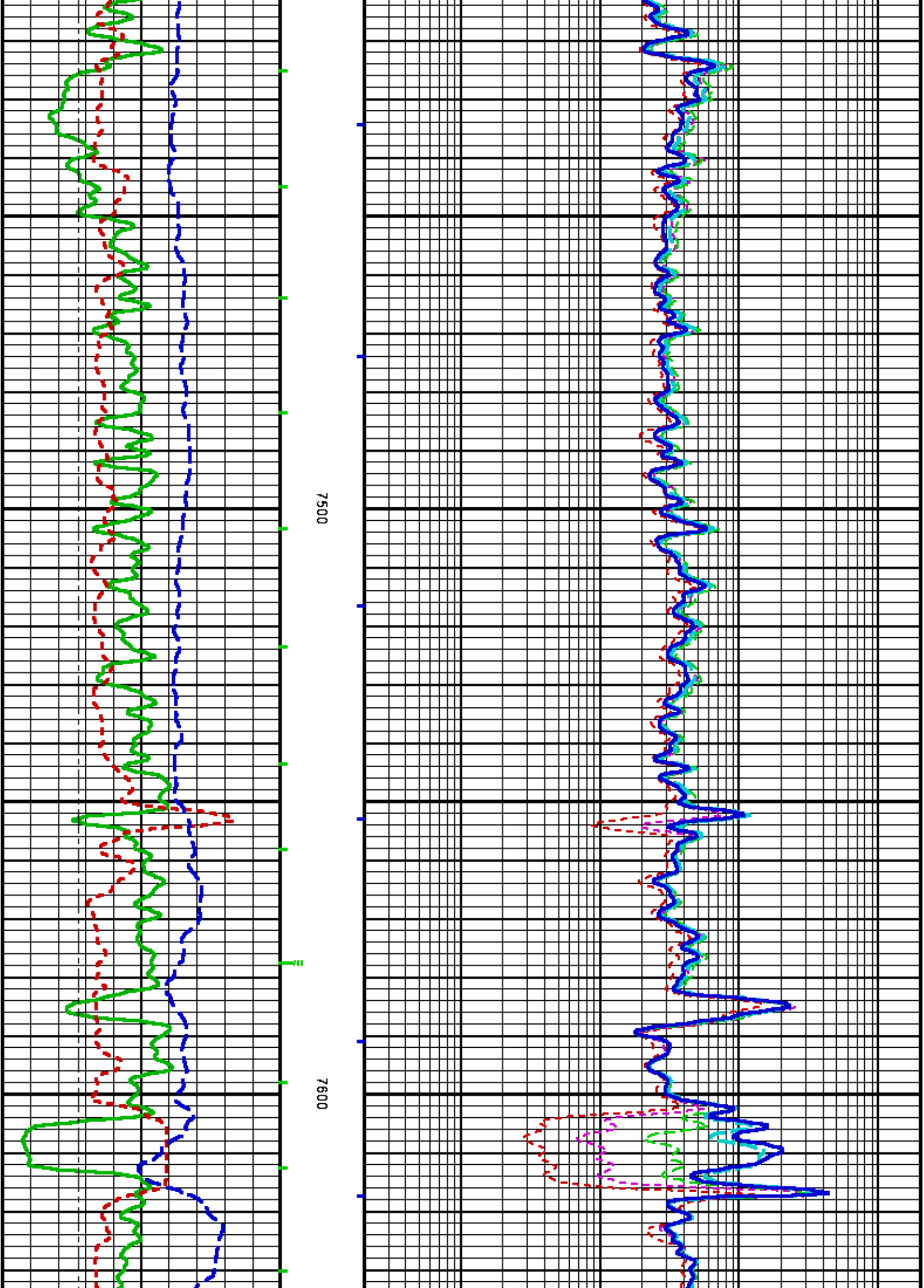


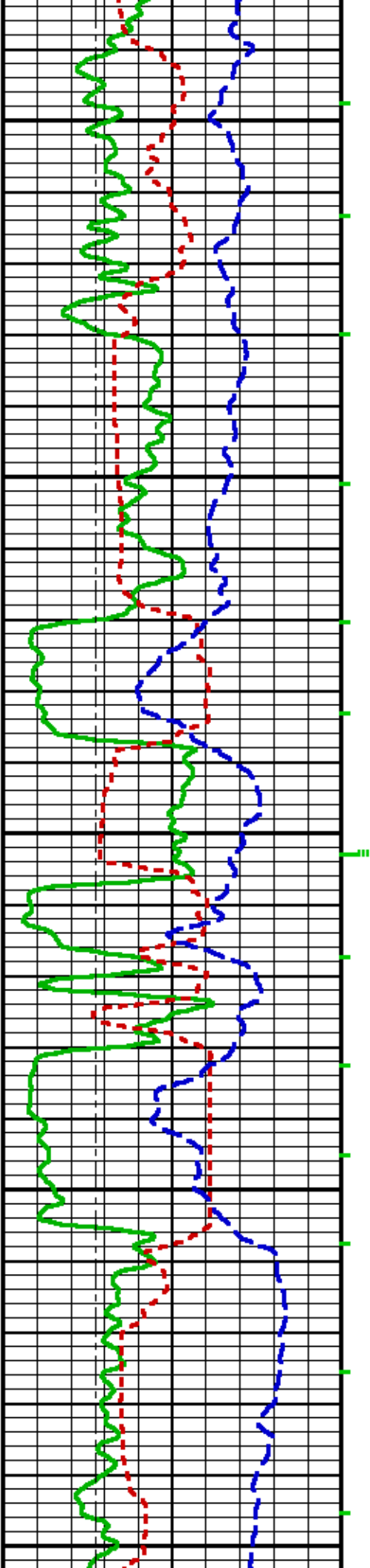






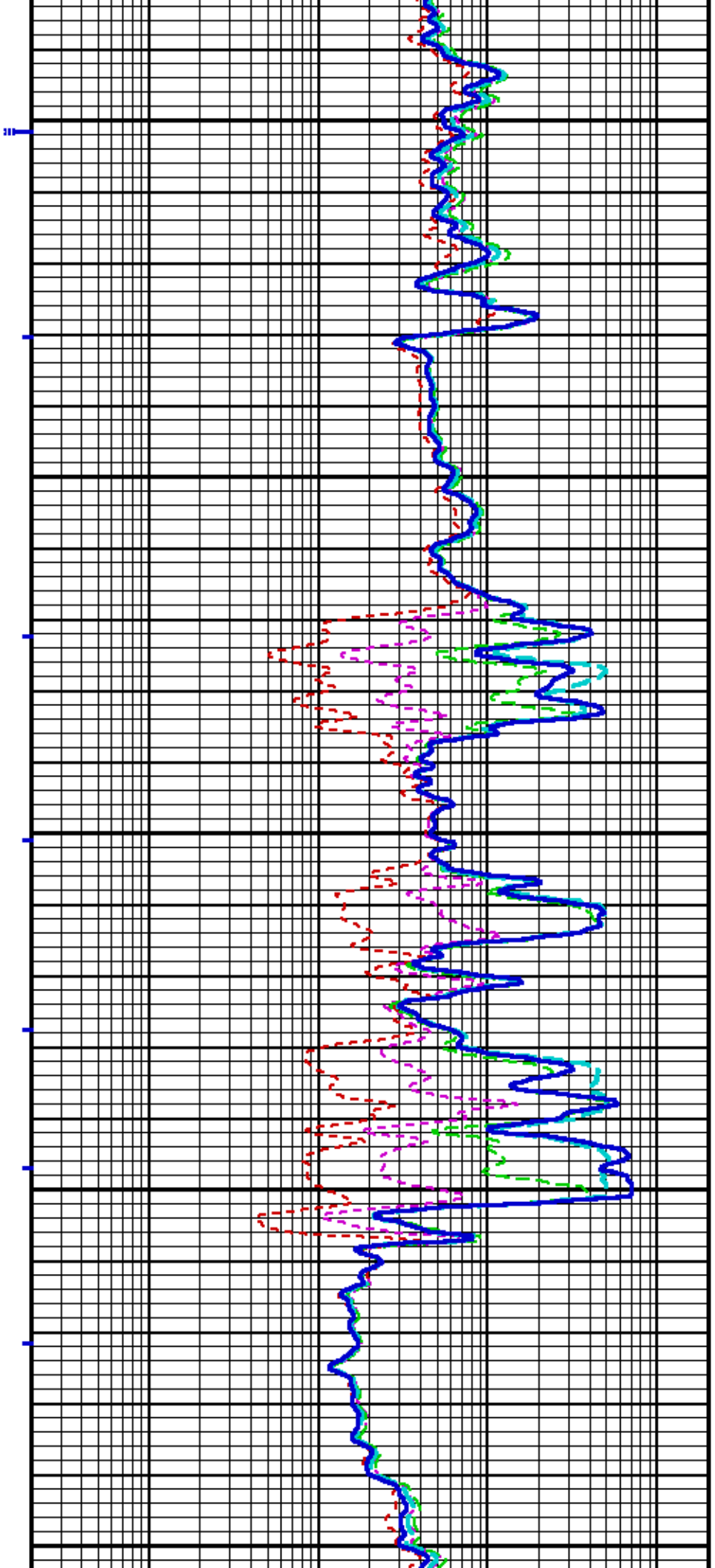


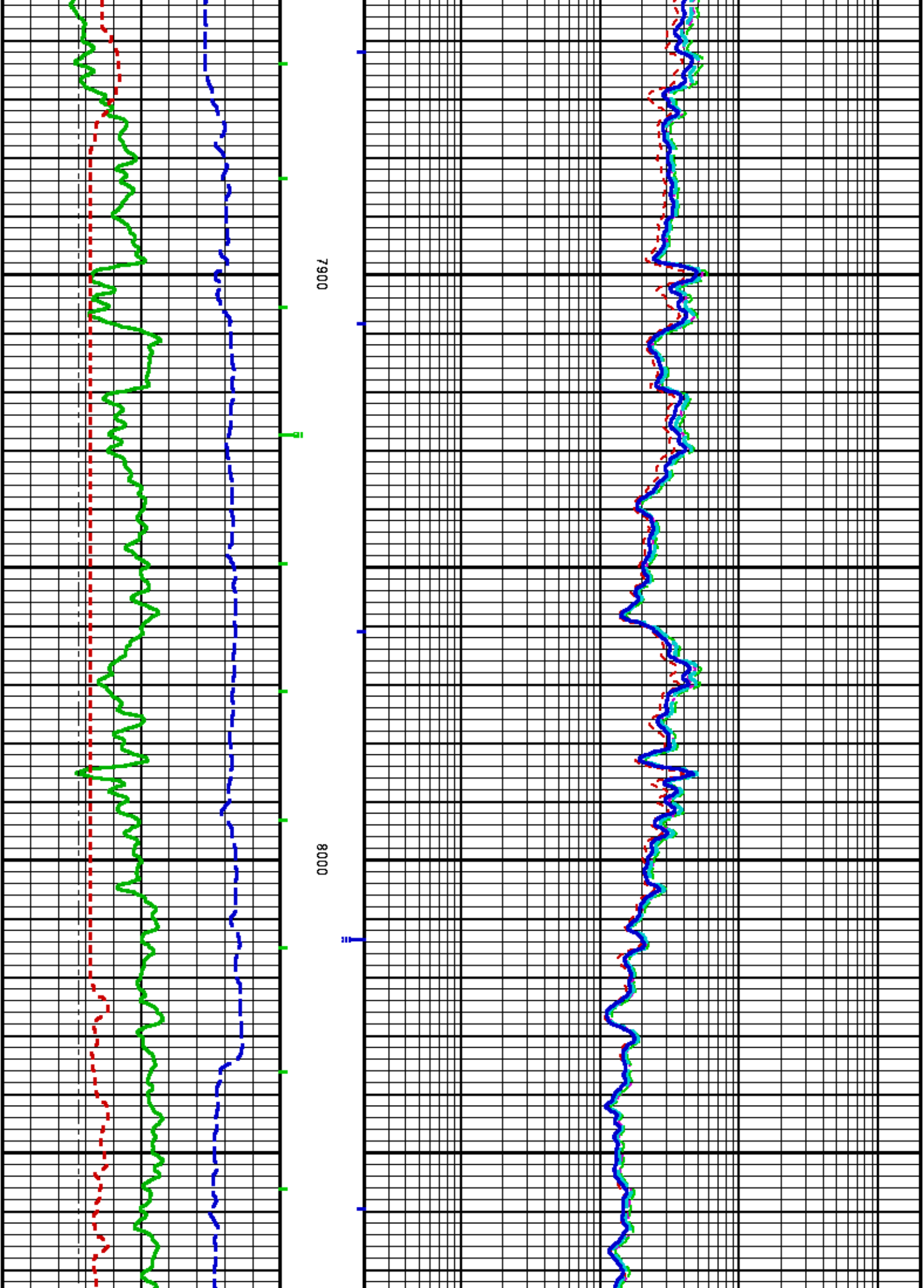


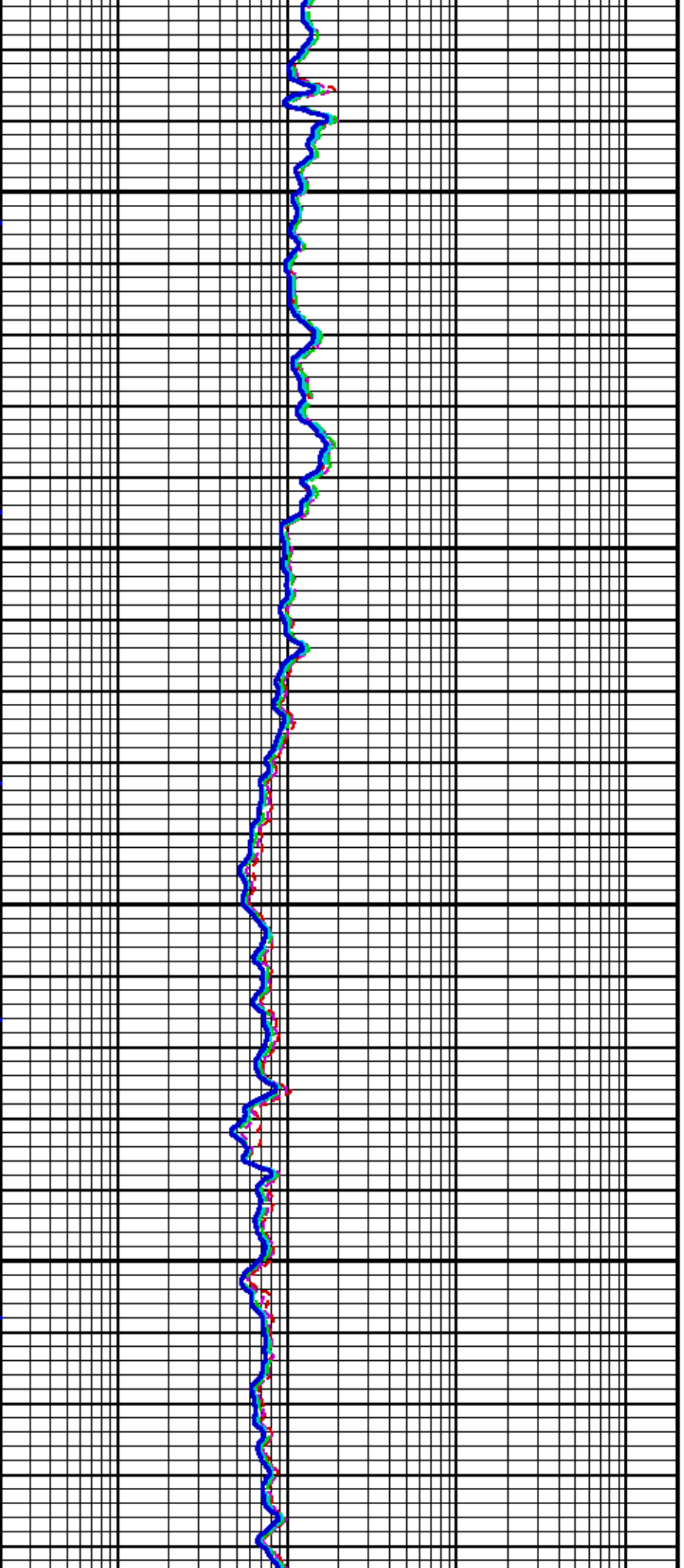


7700

7800

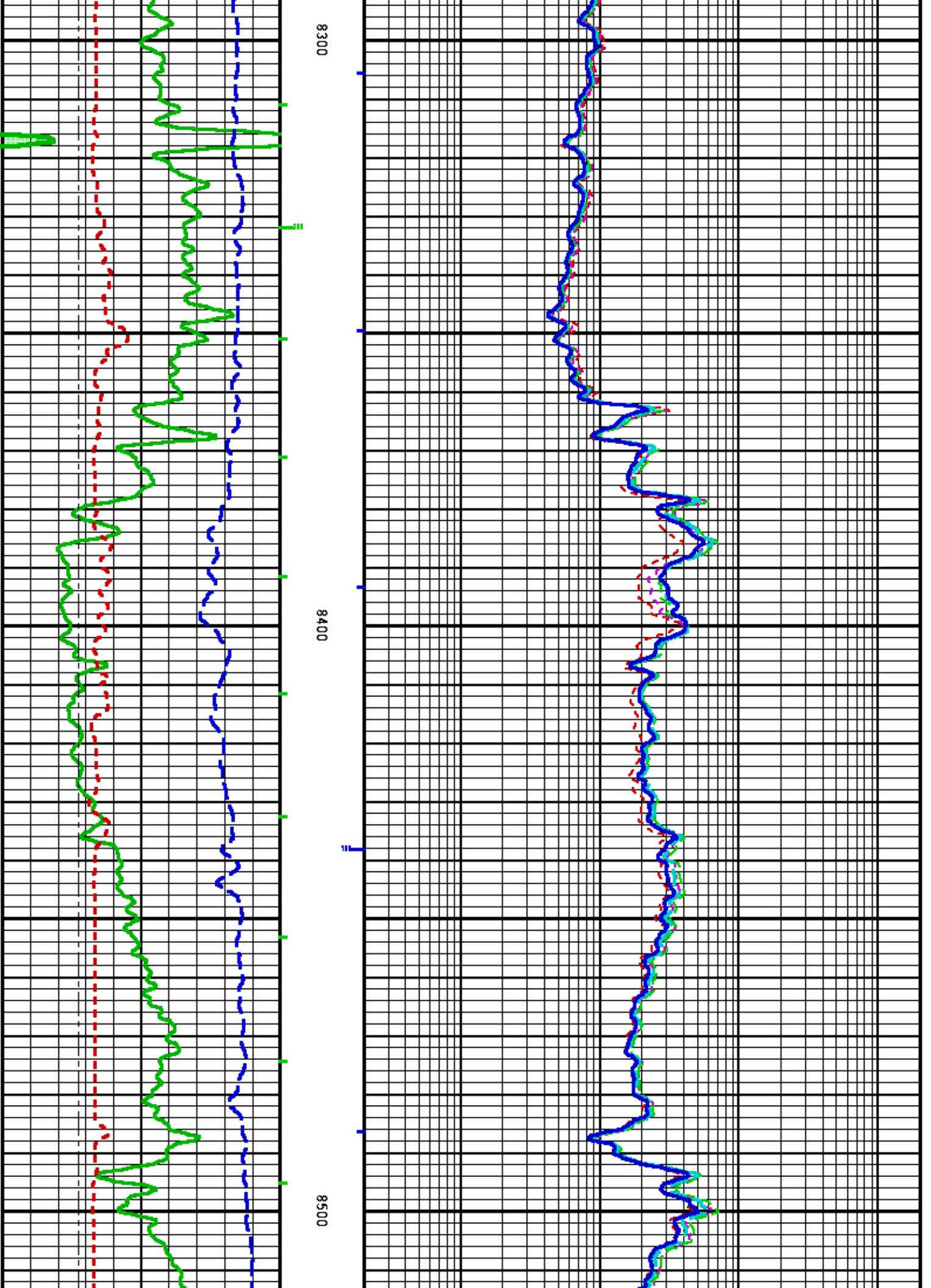


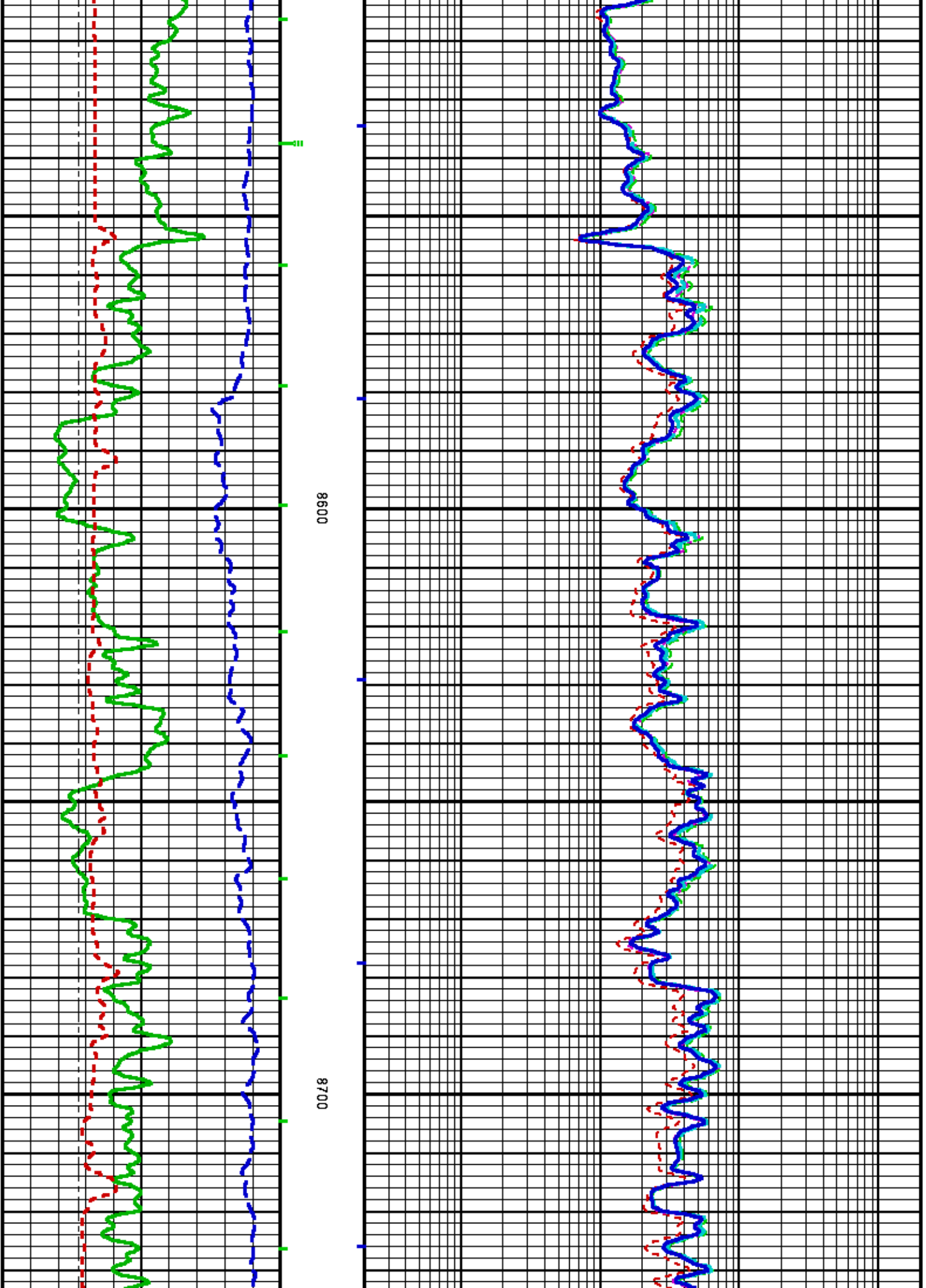


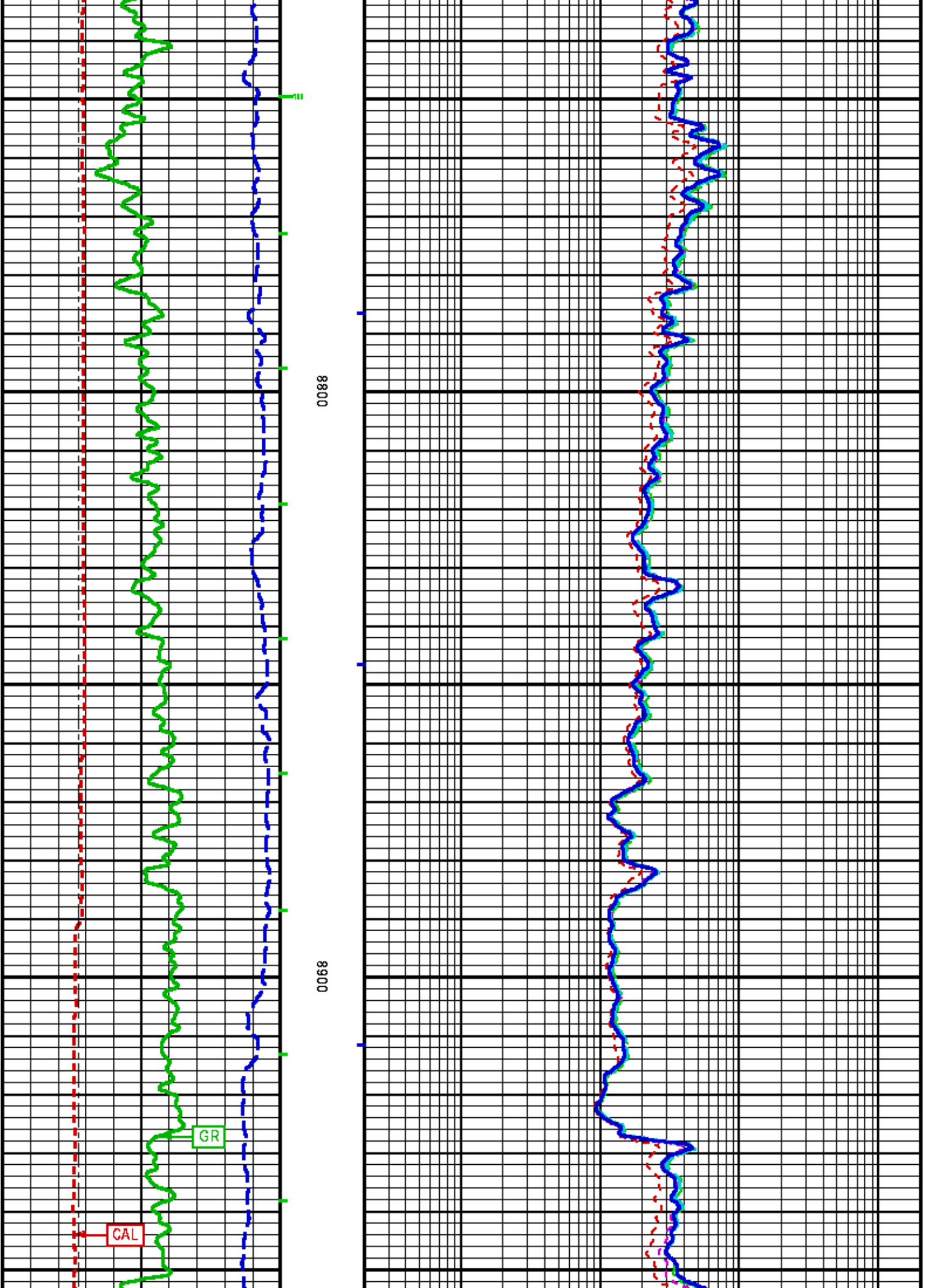


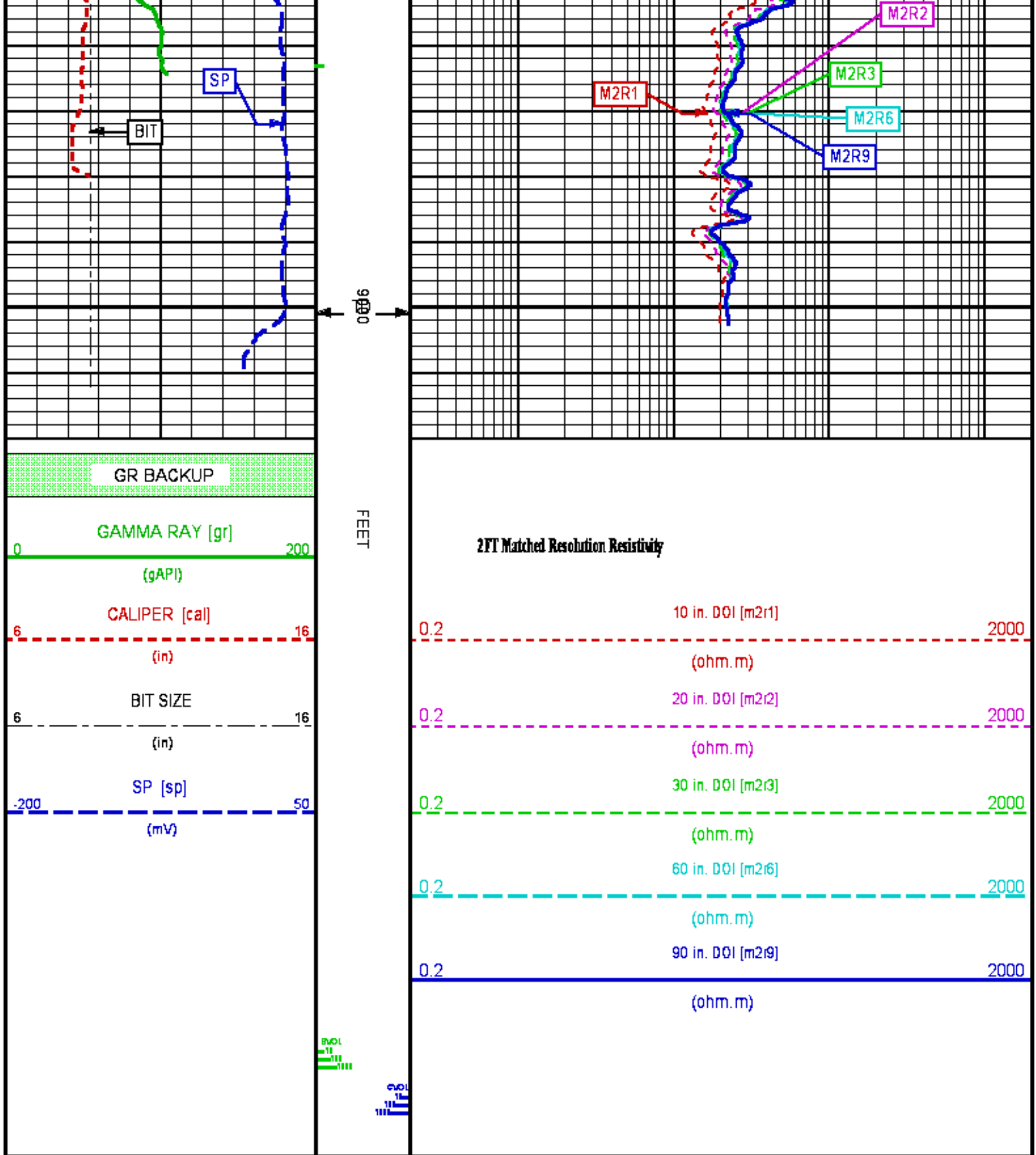
8100

8200









REPEAT LOG

PARAMETER AND FILTER SUMMARY REPORT

File: /dat1a/OH091582/n970a02.prm
 LOGGING MODE: DEPTH DIRECTION: UP
 TOP DEPTH: 8527.241 ft BOTTOM DEPTH: 9005.913 ft

SYMMETRIC FILTER

MEASUREMENT TYPE	PARAMETER	VALUE	UNITS	INTERVAL (ft)	
GR MED RES	FILTER Ø	medium (1)		TOP	BOTTOM
CALIPER	FILTER Ø	medium (1)		"	"
SP-SPDH	FILTER Ø	heavy (3)		"	"

BOREHOLE & CEMENT

MEASUREMENT TYPE	PARAMETER	VALUE	UNITS	INTERVAL (ft)	
CASING - BOREHOLE & CEMENT VOLUME	CASING O.D.	7.000	in	TOP	BOTTOM
BIT SIZE	BIT SIZE	8.750	in	"	"
BOREHOLE CORR DIAMETER SOURCE	CALIPER/FIXED DIA. (mbh*)	USE CALIPER		"	"
BOREHOLE CORR DIAMETER	FIXED DIAMETER (mbh*)	8.755	in	"	"
MUD SAMPLE RESISTIVITY	MUD SAMPLE TEMP	56.0	degF	"	"
	MUD SAMPLE RES	0.980	ohm.m	"	"
BH MUD RESISTIVITY SOURCE	RMUD SOURCE (HDIL)	TOOL MEASURED		"	"
BOREHOLE TEMP from GRADIENT	Known BH REF TEMP	77.0	degF	"	"
	at BH REF DEPTH	0.0	ft	"	"
	with TEMP GRADIENT	1.200	0.01 degF/ft	"	"

ACCELERATION PROCESSING

MEASUREMENT TYPE	PARAMETER	VALUE	UNITS	INTERVAL (ft)	
ACCEL CORR SWITCH	ACCEL DEPTH CORR	CORRECTION ON		TOP	BOTTOM

HDIL PROCESSING

MEASUREMENT TYPE	PARAMETER	VALUE	UNITS	INTERVAL (ft)	
HDIL TEMPERATURE CORRECTION	TEMP CORRECTION	ON		TOP	BOTTOM
ADAPTIVE BOREHOLE CORRECTION	ABC PROCESSING	ON		"	"
	ABC to CALCULATE	MUD CONDUCTIVITY		"	"
	STANDOFF	1.50	in	"	"
	TOOL POSITION	ECCENTERED		"	"
	Rmud MULTIPLIER	1.000		"	"

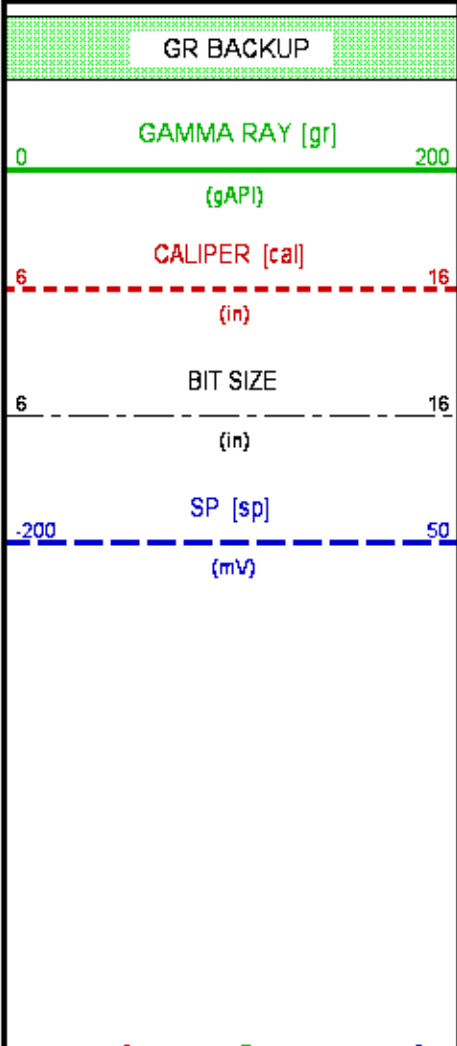
CURVE DESCRIPTION REPORT

CURVE NAME	CREATION DATE	CURVE DESCRIPTION
F1:BIT	Jan 2 06:06:09 2015	BIT SIZE
F1:BVOL	Jan 2 06:06:09 2015	BOREHOLE VOLUME
F1:CAL	Jan 2 06:06:09 2015	CALIPER
F1:CVOL	Jan 2 06:06:09 2015	CEMENT VOLUME
F1:GR	Jan 2 06:06:09 2015	GAMMA RAY
F1:M2R1	Jan 2 06:06:09 2015	VERTICAL 2-FOOT RESOLUTION MATCHED RESISTIVITY, 10-INCH DOI
F1:M2R2	Jan 2 06:06:09 2015	VERTICAL 2-FOOT RESOLUTION MATCHED RESISTIVITY, 20-INCH DOI
F1:M2R3	Jan 2 06:06:09 2015	VERTICAL 2-FOOT RESOLUTION MATCHED RESISTIVITY, 30-INCH DOI
F1:M2R6	Jan 2 06:06:09 2015	VERTICAL 2-FOOT RESOLUTION MATCHED RESISTIVITY, 60-INCH DOI
F1:M2R9	Jan 2 06:06:09 2015	VERTICAL 2-FOOT RESOLUTION MATCHED RESISTIVITY, 90-INCH DOI
F1:SP	Jan 2 06:06:09 2015	SPONTANEOUS POTENTIAL

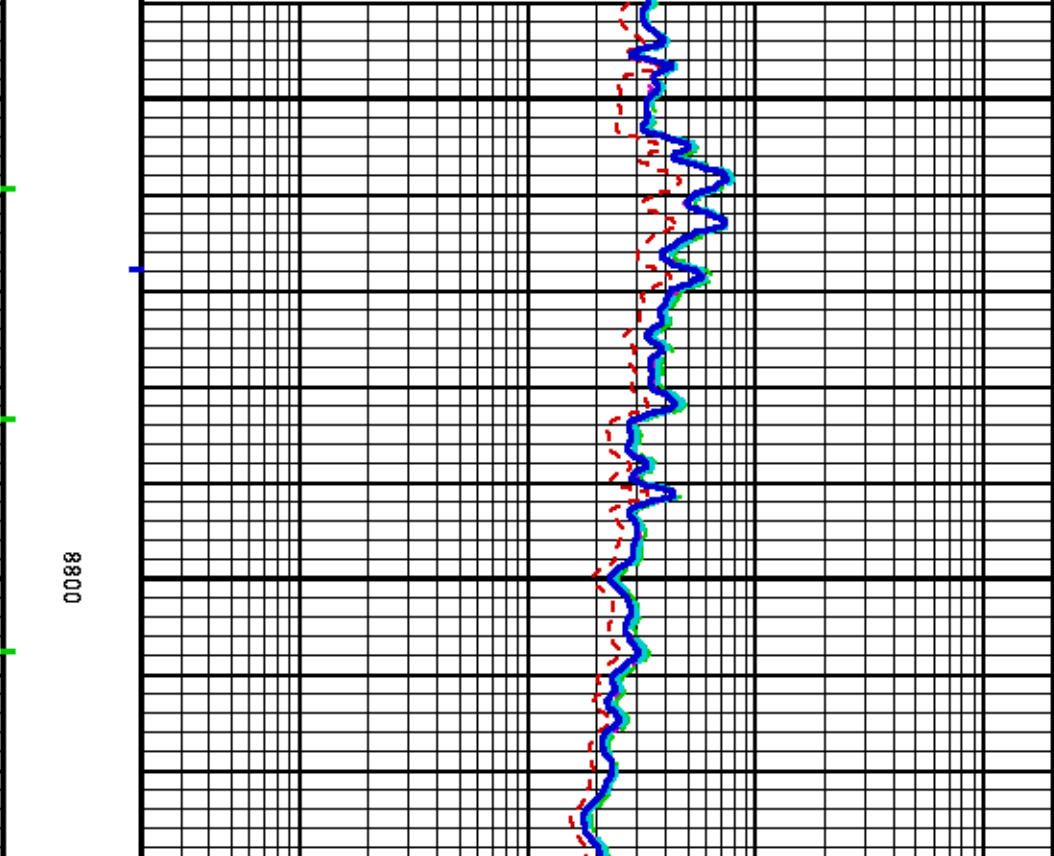
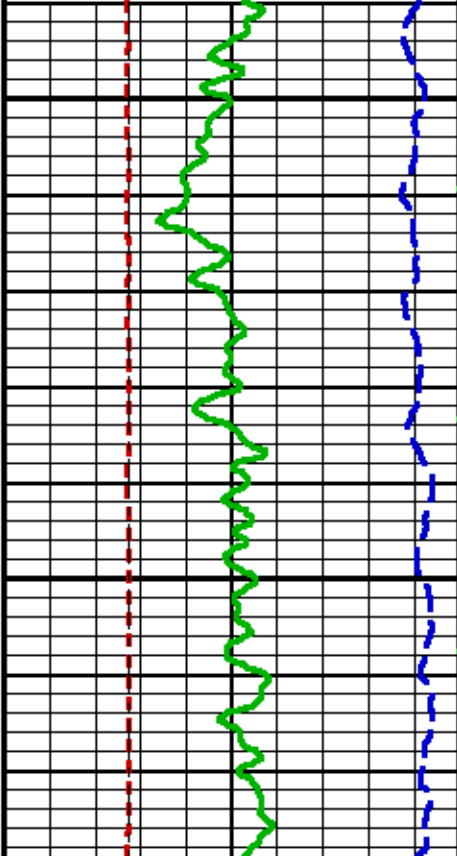
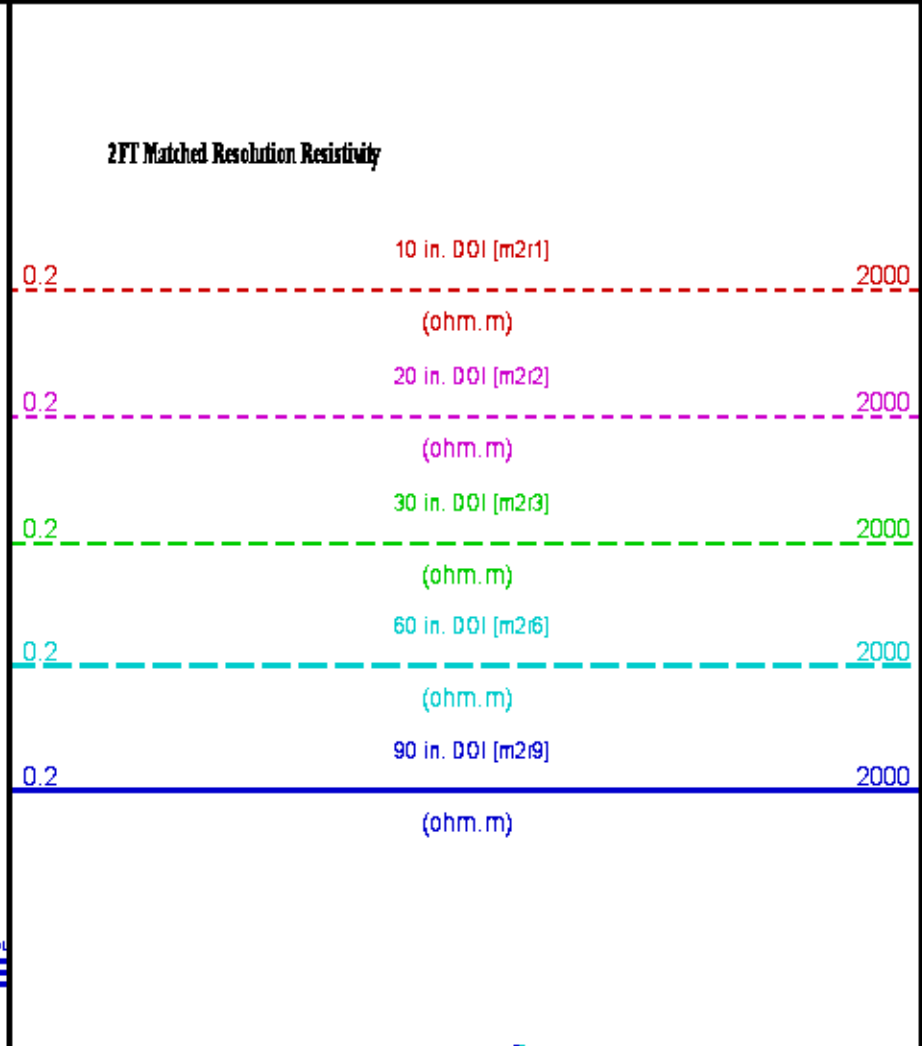
CURVE MEASURE POINT OFFSET

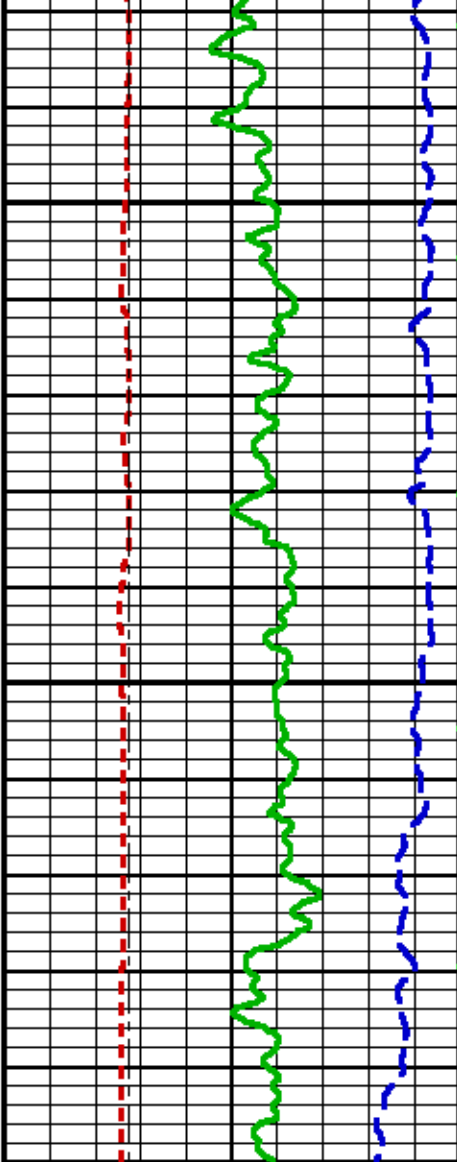
CURVE	OFFSET (ft)	CURVE	OFFSET (ft)	CURVE	OFFSET (ft)	CURVE	OFFSET (ft)
BIT	0.00	M2R1	2.75	M2R6	2.75		
CAL	29.12	M2R2	2.75	M2R9	2.75		
GR	46.00	M2R3	2.75	SP	1.25		

Data File 1 : FT. Casses.dat (a)OHUS (982)REPEAT.AM
 Created On : Jan 2 06:06:09 2015
 Company : COACHMAN ENERGY
 Well : FEDERAL 14 15-7-21
 Field : KOKOPELLI
 File Interval : 0 - 9008.5 Feet
 OCT : n970a



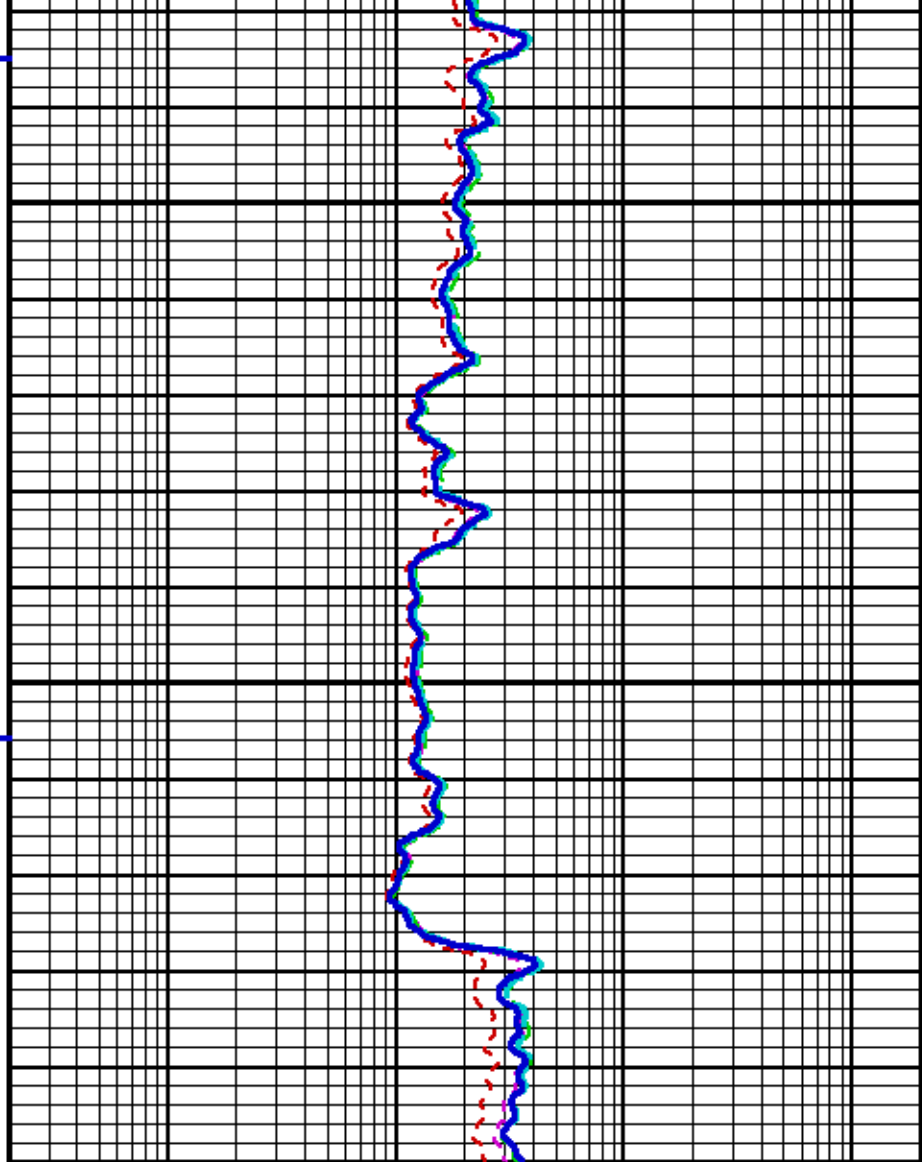
FEET
 8900





8900

FEET



GR BACKUP

GAMMA RAY [gr] 0 200

(gAPI)

CALIPER [cal] 6 16

(in)

BIT SIZE 6 16

(in)

SP [sp] -200 50

(mV)

2FT Matched Resolution Resistivity

10 in. DOI [m2r1] 0.2 2000

(ohm. m)

20 in. DOI [m2r2] 0.2 2000

(ohm. m)

30 in. DOI [m2r3] 0.2 2000

(ohm. m)

60 in. DOI [m2r6] 0.2 2000

(ohm. m)

90 in. DOI [m2r9] 0.2 2000

(ohm. m)



CALIBRATION / VERIFICATION SUMMARY

Source File: /dat1a/OHQ91582/FINAL_n970a.tp1

TTMA PRIMARY CALIBRATION SUMMARY

TOOL #: DATE/TIME PERFORMED:

UNIT #: ACCEL #: ACCEL CAL DATE:

		GAIN		OFFSET (ohm.m)								
Rm K Factors		<input type="text" value="0.14570"/>	<input type="text" value="-0.01679"/>									
Rm Measurements	Sig Low (ohm)	<input type="text" value="0.25"/>	Sig High (ohm)	<input type="text" value="9.99"/>	Mult Factor	<input type="text" value="1.001301"/>	Add Factor	<input type="text" value="-0.000164"/>	Engr Low (ohm)	<input type="text" value="0.25"/>	Engr High (ohm)	<input type="text" value="10.00"/>
		<input type="text" value="0.20"/> <input type="text" value="0.30"/>		<input type="text" value="8.00"/> <input type="text" value="12.00"/>								

TTMA BEFORE LOG VERIFICATION SUMMARY

TOOL #: DATE/TIME PERFORMED: DAYS SINCE CAL:

UNIT #:

	CHT (lbf)	MUD TEMP (degF)	RES M Ω (ohm)	ACCEL Ω
CAL	<input type="text" value="19446"/>	<input type="text" value="499.49"/>	<input type="text" value="9.99"/>	<input type="text" value="1001.94"/>
	<input type="text" value="18659"/> <input type="text" value="20259"/>	<input type="text" value="489.20"/> <input type="text" value="509.60"/>	<input type="text" value="8.00"/> <input type="text" value="12.00"/>	<input type="text" value="960.00"/> <input type="text" value="1040.00"/>
ZERO	<input type="text" value="-24412"/>	<input type="text" value="-436.02"/>	<input type="text" value="0.250"/>	<input type="text" value="1001.935"/>
	<input type="text" value="-25212"/> <input type="text" value="-23612"/>	<input type="text" value="-443.20"/> <input type="text" value="-428.80"/>	<input type="text" value="0.200"/> <input type="text" value="0.300"/>	<input type="text" value="960.000"/> <input type="text" value="1040.000"/>

TTMA AFTER LOG VERIFICATION SUMMARY

TOOL #: DATE/TIME PERFORMED: DAYS SINCE CAL:

UNIT #:

	CHT (lbf)	MUD TEMP (degF)	RES M Ω (ohm)	ACCEL Ω
CAL	<input type="text" value="19460"/>	<input type="text" value="501.17"/>	<input type="text" value="9.98"/>	<input type="text" value="1005.55"/>
	<input type="text" value="18659"/> <input type="text" value="20259"/>	<input type="text" value="489.20"/> <input type="text" value="509.60"/>	<input type="text" value="8.00"/> <input type="text" value="12.00"/>	<input type="text" value="960.00"/> <input type="text" value="1040.00"/>
ZERO	<input type="text" value="-24412"/>	<input type="text" value="-436.02"/>	<input type="text" value="0.250"/>	<input type="text" value="1004.423"/>
	<input type="text" value="-25212"/> <input type="text" value="-23612"/>	<input type="text" value="-443.20"/> <input type="text" value="-428.80"/>	<input type="text" value="0.200"/> <input type="text" value="0.300"/>	<input type="text" value="960.000"/> <input type="text" value="1040.000"/>

GR PRIMARY CALIBRATION SUMMARY

Tool #: DATE/TIME PERFORMED:

Unit #: Jig Series:

Background	Calibrator ON	Jig Value (gAPI)	Mult	Background (gAPI)	Calibrator ON (gAPI)
<input type="text" value="47.34"/>	<input type="text" value="826.11"/>	<input type="text" value="185"/>	<input type="text" value="0.238"/>	<input type="text" value="11.25"/>	<input type="text" value="196.25"/>
			<input type="text" value="0.200"/> <input type="text" value="0.280"/>		

GR BEFORE LOG VERIFICATION SUMMARY

UNIT #: 3885TC 6685 Jig: INTRNL N/A

Counts	TEMP (degF)	HV (V)
976.67	43.14	1361.74
529.00 1027.00	536.00	1237.00 1512.00

GR AFTER LOG VERIFICATION SUMMARY

TOOL #: 3518EG 10139870 DATE/TIME PERFORMED: Fri Jan 2 09:40:48 2015 DAYS SINCE CAL: 12

UNIT #: 3885TC 6685 Jig: INTRNL N/A

Counts	TEMP (degF)	HV (V)
976.67	98.45	1363.22
529.00 1027.00	536.00	1237.00 1512.00

CAL PRIMARY CALIBRATION SUMMARY

TOOL #: 2223XA 10123024 DATE/TIME PERFORMED: Sun Dec 21 11:42:49 2014

UNIT #: 3885TC 6685

	SIZE (in)	VALUE	MULTIPLIER	ADD
SMALL RING (Arm)	7.000	1428.0		
LARGE RING (Arm)	11.000	2684.0	0.00318	2.45223
PAD CLOSED		1208.4	0.00250	-3.02100

CAL BEFORE LOG VERIFICATION SUMMARY

TOOL #: 2223XA 10123024 DATE/TIME PERFORMED: Thu Jan 1 01:52:39 2015 DAYS SINCE CAL: 10

UNIT #: 3885TC 6685

	VALUE	MULTIPLIER	ADD	SIZE (in)
ARM	2020.0	0.00318	2.45223	8.9
PAD	1414.8	0.00250	-3.02100	0.5

	ACTUAL (in)	MEASURED (in)
DIAMETER (arm+pad)	8.921	8.9
	8.5	9.3

CAL AFTER LOG VERIFICATION SUMMARY

TOOL #: 2223XA 10123024 DATE/TIME PERFORMED: Fri Jan 2 09:37:08 2015 DAYS SINCE CAL: 11

UNIT #: 3885TC 6685

	VALUE	MULTIPLIER	ADD	SIZE (in)
ARM	2152.0	0.00318	2.45223	9.3
PAD	1338.8	0.00250	-3.02100	0.3

	ACTUAL (in)	MEASURED (in)
DIAMETER (arm+pad)	8.921	8.9
	8.5	9.3

HDIL PRIMARY CALIBRATION SUMMARY

TOOL #: 1530XA 10118812

DATE/TIME PERFORMED: Thu Nov 13 11:27:23 2014

UNIT #: 3885TC 6685

GRCOND ID & DATE: 86 101801

ZERO DATA(mv)	10 KHz	30 KHz	50 KHz	70 KHz	90 KHz	110 KHz	130 KHz	150 KHz
Coil 0 R	-0.0013 -0.2000 0.2000	0.0002 -0.1000 0.1000	0.0004 -0.1000 0.1000	0.0001 -0.1000 0.1000	-0.0004 -0.1000 0.1000	0.0004 -0.1000 0.1000	-0.0001 -0.1000 0.1000	0.0002 -0.1000 0.1000
Coil 0 Q	0.0014 -0.5000 0.5000	0.0004 -0.2000 0.2000	0.0005 -0.1000 0.1000	-0.0002 -0.1000 0.1000	-0.0003 -0.1000 0.1000	-0.0002 -0.1000 0.1000	0.0004 -0.1000 0.1000	0.0001 -0.1000 0.1000
Coil 1 R	0.0056 -0.2000 0.2000	0.0011 -0.1000 0.1000	-0.0005 -0.1000 0.1000	0.0003 -0.1000 0.1000	-0.0007 -0.1000 0.1000	0.0001 -0.1000 0.1000	-0.0015 -0.1000 0.1000	0.0030 -0.1000 0.1000
Coil 1 Q	0.0023 -0.5000 0.5000	-0.0026 -0.2000 0.2000	0.0007 -0.1000 0.1000	-0.0001 -0.1000 0.1000	-0.0011 -0.1000 0.1000	0.0002 -0.1000 0.1000	-0.0002 -0.1000 0.1000	0.0012 -0.1000 0.1000
Coil 2 R	0.0063 -0.2000 0.2000	-0.0033 -0.1000 0.1000	0.0024 -0.1000 0.1000	-0.0022 -0.1000 0.1000	0.0012 -0.1000 0.1000	0.0005 -0.1000 0.1000	-0.0001 -0.1000 0.1000	-0.0031 -0.1000 0.1000
Coil 2 Q	0.0001 -0.5000 0.5000	0.0033 -0.2000 0.2000	0.0011 -0.1000 0.1000	0.0008 -0.1000 0.1000	-0.0003 -0.1000 0.1000	0.0023 -0.1000 0.1000	-0.0000 -0.1000 0.1000	-0.0013 -0.1000 0.1000
Coil 3 R	0.0198 -0.3000 0.3000	0.0001 -0.1000 0.1000	0.0002 -0.1000 0.1000	0.0003 -0.1000 0.1000	0.0016 -0.1000 0.1000	0.0004 -0.1000 0.1000	0.0018 -0.1000 0.1000	0.0012 -0.1000 0.1000
Coil 3 Q	0.0043 -0.5000 0.5000	-0.0042 -0.2000 0.2000	-0.0046 -0.1000 0.1000	-0.0012 -0.1000 0.1000	-0.0021 -0.1000 0.1000	-0.0025 -0.1000 0.1000	0.0015 -0.1000 0.1000	0.0008 -0.1000 0.1000
Coil 4 R	0.0095 -0.5000 0.5000	-0.0020 -0.2000 0.2000	-0.0046 -0.2000 0.2000	0.0073 -0.2000 0.2000	0.0013 -0.2000 0.2000	0.0001 -0.2000 0.2000	-0.0007 -0.2000 0.2000	-0.0006 -0.2000 0.2000
Coil 4 Q	0.0079 -1.0000 1.0000	-0.0151 -0.4000 0.4000	0.0055 -0.2000 0.2000	0.0001 -0.2000 0.2000	-0.0050 -0.2000 0.2000	0.0005 -0.2000 0.2000	-0.0027 -0.2000 0.2000	-0.0020 -0.2000 0.2000
Coil 5 R	0.1371 -1.2000 1.2000	-0.0130 -0.4000 0.4000	-0.0208 -0.4000 0.4000	0.0039 -0.4000 0.4000	0.0009 -0.4000 0.4000	0.0073 -0.4000 0.4000	0.0111 -0.4000 0.4000	0.0065 -0.4000 0.4000
Coil 5 Q	0.0671 -1.5000 1.5000	-0.0297 -0.6000 0.6000	0.0011 -0.4000 0.4000	-0.0003 -0.4000 0.4000	-0.0049 -0.4000 0.4000	0.0028 -0.4000 0.4000	0.0009 -0.4000 0.4000	-0.0174 -0.4000 0.4000

ELEC. GAINS	10 KHz	30 KHz	50 KHz	70 KHz	90 KHz	110 KHz	130 KHz	150 KHz
Coil 0 M	161.66 136.00 186.00	160.27 134.00 184.00	157.39 131.00 181.00	153.10 126.00 176.00	147.45 122.00 170.00	140.43 118.00 161.00	132.23 112.00 150.00	122.85 105.00 139.00
Coil 0 P	7.658 6.000 9.000	25.280 21.000 30.000	42.458 35.000 50.000	59.597 49.000 71.000	76.731 63.000 91.000	93.874 77.000 109.000	111.025 92.000 130.000	128.123 106.000 151.000
Coil 1 M	281.20 269.00 309.00	278.93 235.00 325.00	274.21 230.00 320.00	267.16 225.00 312.00	257.82 218.00 302.00	246.25 209.00 289.00	232.56 196.00 266.00	216.79 184.00 244.00
Coil 1 P	7.531 6.000 9.000	25.002 21.000 30.000	42.015 35.000 51.000	58.991 49.000 71.000	75.982 63.000 92.000	93.004 78.000 112.000	110.067 93.000 130.000	127.121 107.000 151.000
Coil 2 M	589.81 479.00 699.00	585.09 474.00 694.00	555.37 463.00 643.00	540.73 460.00 622.00	521.32 432.00 602.00	497.29 412.00 572.00	468.62 360.00 540.00	436.05 369.00 499.00
Coil 2 P	7.741 6.000 9.000	25.479 21.000 31.000	42.798 35.000 51.000	60.077 49.000 71.000	77.385 63.000 92.000	94.734 76.000 115.000	112.084 92.000 135.000	129.437 105.000 155.000
Coil 3 M	921.28 772.00 1060.00	913.04 764.00 1050.00	896.11 752.00 1030.00	871.04 729.00 1010.00	837.87 700.00 970.00	797.33 666.00 926.00	750.17 629.00 889.00	695.49 589.00 799.00
Coil 3 P	7.852 6.000 10.000	25.802 21.000 30.000	43.317 35.000 51.000	60.785 49.000 72.000	78.237 63.000 93.000	95.667 76.000 114.000	113.138 90.000 135.000	130.542 104.000 156.000
Coil 4 M	1445.5 1210.0 1700.0	1432.4 1205.0 1690.0	1405.4 1180.0 1660.0	1365.4 1140.0 1600.0	1312.6 1120.0 1530.0	1248.1 1070.0 1490.0	1172.7 1000.0 1390.0	1087.7 942.0 1240.0
Coil 4 P	7.814 6.000 10.000	25.736 21.000 31.000	43.218 35.000 52.000	60.650 49.000 73.000	78.083 63.000 93.000	95.498 77.000 114.000	112.906 91.000 135.000	130.239 105.000 156.000
Coil 5 M	2943.5 2490.0 3490.0	2922.6 2420.0 3400.0	2876.8 2410.0 3320.0	2808.0 2360.0 3300.0	2715.4 2280.0 3090.0	2600.3 2190.0 2950.0	2462.3 2030.0 2790.0	2304.2 1870.0 2570.0
Coil 5 P	7.539 6.000 10.000	25.019 20.000 31.000	42.085 35.000 52.000	59.130 49.000 73.000	76.228 63.000 94.000	93.396 79.000 113.000	110.623 93.000 134.000	127.927 105.000 156.000

AM Factor	10 KHz	30 KHz	50 KHz	70 KHz	90 KHz	110 KHz	130 KHz	150 KHz
Coil 0 R	-1062 -3000 940	-606 -1400 -30	-486 -930 -150	-424 -760 -160	-382 -660 -130	-350 -600 -120	-325 -550 -110	-305 -520 -92
Coil 0 Q	499 -15000 11000	-134 -5900 3900	-199 -3700 2100	-228 -2700 1400	-249 -3200 1000	-265 -1800 790	-279 -1600 620	-290 -1500 480
Coil 1 R	-164 -750 460	-159 -360 83	-144 -290 9	-133 -230 -10	-123 -300 -25	-115 -180 -35	-108 -160 -46	-103 -150 -49
Coil 1 Q	428 -3000 3000	91 -1100 930	29 -630 530	0 -470 360	-17 -360 260	-27 -320 190	-34 -290 150	-39 -260 120
Coil 2 R	4.5 -85.0 76.0	-32.5 -64.0 -0.4	-36.0 -57.0 -12.0	-35.2 -61.0 -16.0	-32.9 -46.0 -17.0	-30.7 -42.0 -16.0	-28.5 -39.0 -15.0	-27.1 -37.0 -13.0
Coil 2 Q	387.6 -1500.0 1900.0	132.2 -600.0 610.0	76.6 -290.0 350.0	51.7 -220.0 260.0	38.5 -160.0 190.0	30.9 -140.0 160.0	26.2 -110.0 130.0	23.8 -89.0 120.0
Coil 3 R	1.4 -29.0 21.0	-8.0 -22.0 1.6	-9.5 -21.0 -1.3	-9.3 -20.0 -1.8	-8.8 -19.0 -2.0	-8.2 -19.0 -1.3	-7.8 -19.0 -0.8	-7.6 -19.0 -0.0
Coil 3 Q	103.8 -540.0 530.0	39.3 -180.0 180.0	26.2 -100.0 110.0	21.9 -71.0 81.0	20.2 -51.0 66.0	20.2 -37.0 58.0	21.2 -29.0 53.0	22.4 -21.0 51.0
Coil 4 R	-3.11 -540.0 530.0	-4.31 -180.0 180.0	-4.49 -100.0 110.0	-4.25 -71.0 81.0	-4.10 -51.0 66.0	-3.87 -37.0 58.0	-3.69 -29.0 53.0	-4.09 -21.0 51.0

Coil 4 Q	7.40	5.87	7.57	9.89	12.34	15.07	18.10	21.21
Coil 5 R	-2.87	-2.73	-2.92	-2.53	-2.48	-2.23	-2.49	-2.94
Coil 5 Q	-5.67	2.18	5.82	9.24	12.53	15.75	19.00	22.22

MM Factor	10 KHz	30 KHz	50 KHz	70 KHz	90 KHz	110 KHz	130 KHz	150 KHz
Coil D M	0.965	0.973	0.977	0.979	0.980	0.979	0.979	0.978
Coil D P	-0.321	-0.453	-0.343	-0.230	-0.149	-0.101	-0.052	-0.014
Coil 1 M	0.959	0.968	0.972	0.973	0.973	0.973	0.973	0.972
Coil 1 P	-0.318	-0.468	-0.348	-0.240	-0.145	-0.095	-0.062	-0.038
Coil 2 M	0.989	0.989	0.989	0.988	0.988	0.987	0.985	0.984
Coil 2 P	0.007	0.052	0.121	0.151	0.188	0.209	0.210	0.192
Coil 3 M	0.997	0.997	0.997	0.996	0.995	0.994	0.993	0.991
Coil 3 P	0.024	0.092	0.158	0.222	0.266	0.270	0.346	0.375
Coil 4 M	1.001	1.001	1.001	1.000	1.000	0.999	0.998	0.998
Coil 4 P	0.002	0.057	0.116	0.171	0.232	0.263	0.300	0.331
Coil 5 M	1.001	1.000	1.000	0.999	0.998	0.996	0.996	0.994
Coil 5 P	0.001	0.060	0.136	0.170	0.227	0.333	0.313	0.365

PARMS TCID 0 TCID 1 Cal Temp (degF) T Factor
 IDs 2.563 0.840 38.8 1.00

HDIL BEFORE LOG VERIFICATION SUMMARY

TOOL #: 1530XA 10118612 DATE/TIME PERFORMED: Fri Jan 2 05:34:17 2015 DAYS SINCE CAL: 49
 UNIT #: 3885TC 6685

ZERO DATA(mv)	10 KHz	30 KHz	50 KHz	70 KHz	90 KHz	110 KHz	130 KHz	150 KHz
Coil D R	0.001	-0.000	0.000	-0.001	-0.000	0.000	0.000	0.000
Coil D Q	0.001	0.001	-0.000	0.000	-0.000	0.000	-0.001	0.000
Coil 1 R	0.007	0.001	-0.001	0.000	0.001	0.002	-0.001	0.002
Coil 1 Q	0.006	-0.001	-0.000	0.000	-0.000	0.001	-0.000	0.000
Coil 2 R	0.001	-0.002	-0.003	-0.001	-0.001	-0.000	0.000	0.000
Coil 2 Q	-0.005	0.000	0.000	-0.001	-0.001	-0.001	-0.001	-0.001
Coil 3 R	0.020	-0.003	-0.003	-0.003	0.001	-0.002	-0.000	-0.002
Coil 3 Q	0.006	-0.002	0.006	-0.000	-0.001	0.001	-0.001	-0.000
Coil 4 R	0.056	-0.002	-0.005	0.004	0.002	0.006	0.004	-0.004
Coil 4 Q	0.010	-0.016	0.014	0.006	-0.005	0.000	-0.001	0.002
Coil 5 R	0.127	-0.007	-0.014	0.007	-0.005	0.001	0.005	0.008
Coil 5 Q	0.032	-0.030	-0.003	-0.001	-0.016	0.010	0.006	-0.010

ELEC. GAINS	10 KHz	30 KHz	50 KHz	70 KHz	90 KHz	110 KHz	130 KHz	150 KHz
Coil D M	161.25	159.82	156.95	152.68	147.02	140.04	131.84	122.51
Coil D P	7.681	25.338	42.544	59.705	76.885	94.060	111.245	128.361

Coil 1 M	281.04 297.00 327.00	278.89 295.00 325.00	273.95 290.00 320.00	266.93 285.00 312.00	257.55 278.00 302.00	246.02 268.00 288.00	232.35 255.00 265.00	216.57 244.00 244.00
Coil 1 P	7.582 -1.000 12.000	25.089 19.000 30.000	42.105 35.000 51.000	59.106 49.000 71.000	76.136 63.000 92.000	93.173 77.000 112.000	110.266 92.000 132.000	127.360 105.000 153.000
Coil 2 M	567.88 479.00 659.00	563.02 474.00 654.00	553.32 463.00 643.00	538.75 450.00 622.00	519.39 432.00 602.00	495.52 412.00 572.00	467.22 390.00 540.00	434.70 369.00 499.00
Coil 2 P	7.742 -1.000 12.000	25.518 19.000 31.000	42.858 35.000 51.000	60.166 49.000 71.000	77.498 63.000 92.000	94.874 77.000 114.000	112.265 92.000 135.000	129.670 105.000 156.000
Coil 3 M	921.03 772.00 1060.00	912.68 764.00 1050.00	895.90 752.00 1030.00	870.83 728.00 1010.00	837.79 700.00 970.00	797.05 665.00 925.00	749.49 628.00 889.00	695.26 589.00 799.00
Coil 3 P	7.854 -2.000 13.000	25.845 19.000 31.000	43.385 35.000 52.000	60.873 49.000 72.000	78.363 63.000 93.000	95.828 77.000 114.000	113.300 92.000 135.000	130.710 105.000 156.000
Coil 4 M	1448.2 1210.0 1700.0	1434.8 1205.0 1690.0	1407.9 1180.0 1660.0	1367.7 1140.0 1620.0	1314.9 1120.0 1590.0	1249.8 1070.0 1490.0	1174.3 1000.0 1390.0	1089.1 942.0 1240.0
Coil 4 P	7.816 -2.000 13.000	25.772 19.000 31.000	43.276 35.000 52.000	60.734 49.000 73.000	78.190 63.000 93.000	95.620 78.000 114.000	113.057 92.000 135.000	130.390 105.000 156.000
Coil 5 M	2937.4 2460.0 3450.0	2915.6 2420.0 3400.0	2869.7 2410.0 3350.0	2801.0 2350.0 3300.0	2709.3 2300.0 3050.0	2593.5 2150.0 2950.0	2454.9 2020.0 2750.0	2297.5 1870.0 2570.0
Coil 5 P	7.580 -2.000 13.000	25.078 19.000 31.000	42.159 35.000 52.000	59.232 49.000 73.000	76.353 63.000 94.000	93.536 79.000 114.000	110.818 93.000 135.000	128.074 105.000 156.000

HDIL AFTER LOG VERIFICATION SUMMARY

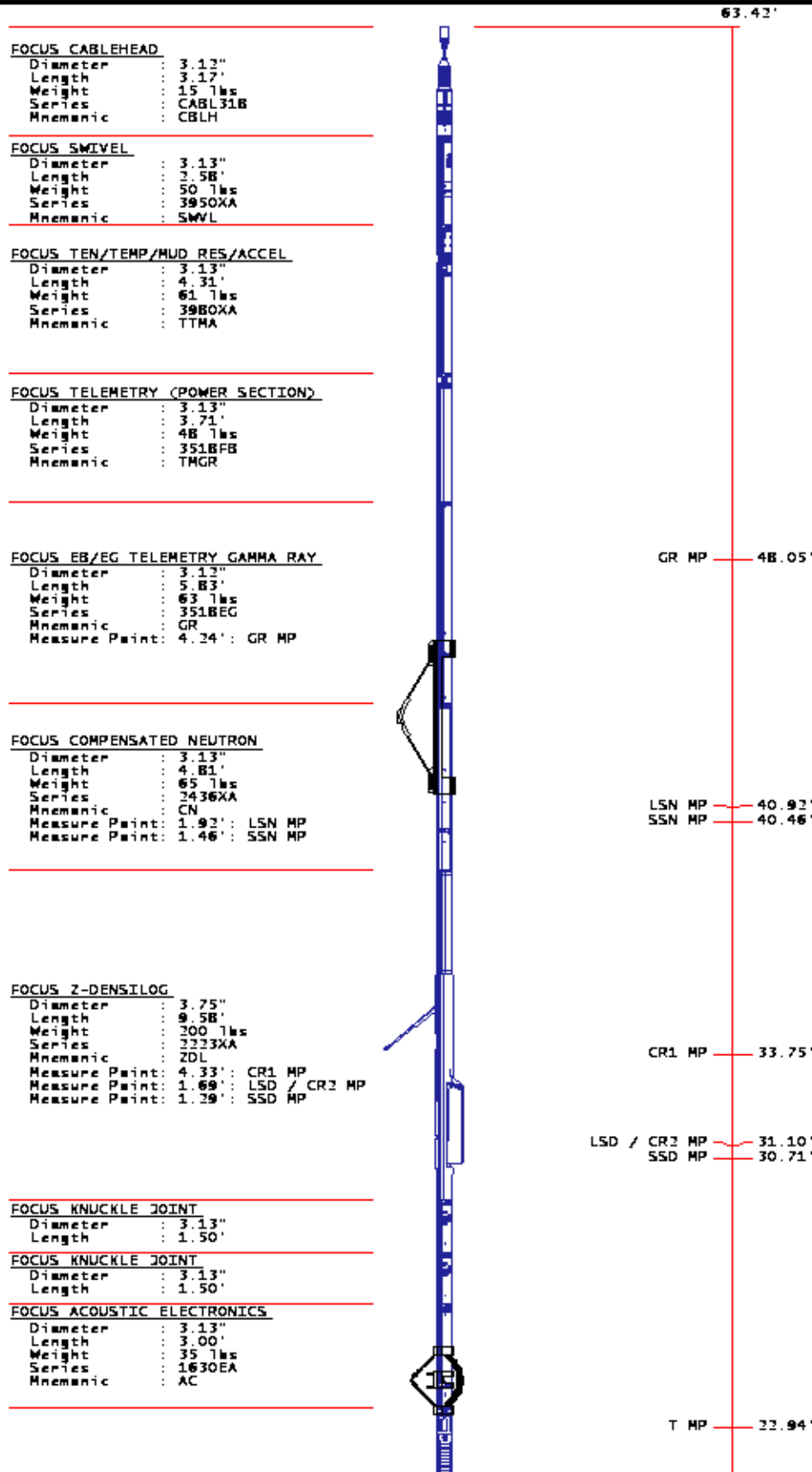
TOOL #: 153DXA 10118612
 DATE/TIME PERFORMED: Fri Jan 2 09:38:43 2015
 DAYS SINCE CAL: 49
 UNIT #: 3885TC 6685

ZERO DATA(mv)	10 KHz	30 KHz	50 KHz	70 KHz	90 KHz	110 KHz	130 KHz	150 KHz
Coil 0 R	0.001 -0.079 0.061	-0.001 -0.060 0.060	0.000 -0.030 0.030	0.000 -0.031 0.029	-0.000 -0.030 0.030	0.000 -0.030 0.030	-0.000 -0.030 0.030	0.000 -0.030 0.030
Coil 0 Q	0.002 -0.039 0.041	-0.000 -0.119 0.121	-0.000 -0.030 0.030	-0.001 -0.030 0.030	-0.001 -0.030 0.030	-0.000 -0.030 0.030	0.000 -0.031 0.029	-0.000 -0.030 0.030
Coil 1 R	0.009 -0.073 0.057	0.001 -0.049 0.051	-0.000 -0.031 0.029	0.002 -0.030 0.030	-0.001 -0.029 0.031	0.000 -0.028 0.032	-0.001 -0.031 0.029	0.001 -0.028 0.032
Coil 1 Q	0.005 -0.394 0.406	-0.001 -0.101 0.099	0.002 -0.030 0.030	-0.000 -0.030 0.030	-0.000 -0.030 0.030	0.000 -0.029 0.031	-0.000 -0.030 0.030	0.001 -0.030 0.030
Coil 2 R	-0.000 -0.029 0.071	-0.001 -0.032 0.028	0.003 -0.030 0.027	-0.000 -0.031 0.029	-0.001 -0.031 0.029	0.001 -0.030 0.030	0.001 -0.030 0.030	0.001 -0.030 0.030
Coil 2 Q	-0.003 -0.366 0.346	0.004 -0.100 0.100	-0.000 -0.030 0.030	-0.001 -0.031 0.029	0.002 -0.031 0.029	0.003 -0.031 0.029	0.000 -0.031 0.029	0.000 -0.031 0.029
Coil 3 R	0.018 -0.020 0.060	-0.002 -0.043 0.037	0.003 -0.043 0.037	0.002 -0.043 0.037	-0.001 -0.038 0.041	-0.002 -0.042 0.038	0.000 -0.040 0.040	-0.001 -0.042 0.038
Coil 3 Q	0.003 -0.194 0.206	-0.002 -0.082 0.078	-0.000 -0.034 0.046	-0.004 -0.040 0.040	-0.003 -0.041 0.039	0.002 -0.039 0.041	-0.002 -0.041 0.039	-0.001 -0.040 0.040
Coil 4 R	0.059 -0.004 0.116	-0.003 -0.062 0.058	-0.005 -0.066 0.056	0.006 -0.066 0.064	0.003 -0.068 0.062	-0.006 -0.064 0.066	0.005 -0.066 0.064	-0.001 -0.064 0.066
Coil 4 Q	0.006 -0.280 0.310	-0.016 -0.116 0.084	0.007 -0.046 0.074	-0.001 -0.064 0.066	-0.002 -0.066 0.066	0.002 -0.060 0.060	0.003 -0.061 0.059	-0.000 -0.059 0.062
Coil 5 R	0.129 0.007 0.247	-0.013 -0.127 0.113	-0.003 -0.134 0.106	-0.005 -0.113 0.127	-0.013 -0.126 0.115	-0.008 -0.119 0.121	0.001 -0.116 0.125	0.005 -0.112 0.128
Coil 5 Q	0.031 -0.569 0.632	-0.032 -0.280 0.220	0.000 -0.129 0.117	-0.011 -0.121 0.119	-0.005 -0.136 0.104	0.002 -0.110 0.130	0.002 -0.114 0.126	-0.008 -0.130 0.110

ELEC. GAINS	10 KHz	30 KHz	50 KHz	70 KHz	90 KHz	110 KHz	130 KHz	150 KHz
Coil 0 M	161.04 159.03 164.48	159.82 156.62 163.02	156.75 153.81 160.09	152.47 149.62 155.73	146.82 144.08 149.96	139.91 137.24 142.84	131.66 129.21 134.48	122.34 120.06 124.96
Coil 0 P	7.548 4.681 10.691	25.315 22.308 28.308	42.561 39.544 45.544	59.746 56.705 62.705	76.951 73.895 79.895	94.144 91.090 97.090	111.340 108.245 114.245	128.491 125.361 131.361
Coil 1 M	280.97 275.42 286.66	278.84 273.12 284.26	273.90 268.47 279.43	266.85 261.59 272.27	257.54 252.40 262.70	246.01 241.10 250.94	232.27 227.70 237.00	216.81 212.24 220.91
Coil 1 P	7.461 4.582 10.582	25.048 22.029 28.029	42.121 39.105 45.105	59.151 56.106 62.106	76.193 73.136 79.136	93.277 90.173 96.173	110.371 107.266 113.266	127.481 124.360 130.360
Coil 2 M	566.75 556.52 579.24	561.94 551.76 574.28	552.21 542.26 564.39	537.70 527.97 549.52	518.39 509.00 529.78	494.69 485.61 505.43	466.19 457.87 476.56	433.80 425.01 443.40
Coil 2 P	7.591 4.742 10.742	25.492 22.518 28.518	42.868 39.899 45.899	60.209 57.166 63.166	77.589 74.498 80.498	94.981 91.874 97.874	112.368 109.265 115.265	129.783 126.670 132.670
Coil 3 M	920.32 902.61 939.46	911.97 894.42 930.59	895.14 877.98 913.82	870.12 853.42 886.25	837.05 821.03 854.54	796.75 781.11 812.99	749.03 734.50 764.48	694.91 681.36 709.17
Coil 3 P	7.707 4.854 10.854	25.818 22.845 28.845	43.394 40.385 46.385	60.908 57.873 63.873	78.419 75.363 81.363	95.922 92.828 98.828	113.406 110.300 116.300	130.818 127.710 133.710
Coil 4 M	1448.2 1419.2 1477.1	1434.8 1405.1 1463.5	1407.9 1379.7 1436.1	1367.6 1340.4 1385.1	1314.5 1288.6 1341.2	1250.2 1224.9 1274.8	1174.0 1150.8 1197.8	1089.0 1067.3 1110.9
Coil 4 P	7.675 4.816 10.816	25.747 22.772 28.772	43.286 40.276 46.276	60.764 57.734 63.734	78.243 75.190 81.190	95.711 92.620 98.620	113.152 110.057 116.057	130.516 127.360 133.360
Coil 5 M	2932.5 2878.7 2996.2	2910.8 2867.3 2973.9	2865.0 2812.3 2927.1	2796.0 2745.0 2857.0	2704.3 2655.1 2753.5	2589.7 2541.7 2645.4	2450.6 2405.8 2504.0	2292.8 2251.5 2343.4
Coil 5 P	7.455 4.600 10.700	25.057 22.040 28.040	42.180 39.160 45.160	59.278 56.230 62.230	76.415 73.340 79.340	93.648 90.500 96.500	110.906 107.700 113.700	128.225 125.000 131.000

INSTRUMENT CONFIGURATION

Source File: /dat1a/OHD91582/FINAL_TDG.tdg



FOCUS ACOUSTIC MANDREL
 Diameter : 3.13"
 Length : 8.08'
 Weight : 95 lbs
 Series : 1630MA
 Mnemonic : AC
 Measure Point: 2.61' : T MP
 Measure Point: 4.61' : RO MP
 Measure Point: 3.61' : R1 MP
 Measure Point: 3.11' : R2 MP
 Measure Point: 1.61' : R3 MP
 Measure Point: 1.11' : R4 MP

RO MP — 19.94'
 R1 MP — 17.94'
 R2 MP — 17.44'
 R3 MP — 16.94'
 R4 MP — 16.44'

FOCUS HIGH DEFINITION INDUCTION TOOL
 Diameter : 3.13"
 Length : 13.33'
 Weight : 115 lbs
 Series : 1530XA
 Mnemonic : HDIL
 Measure Point: 7.17' : COIL 5 MP
 Measure Point: 5.67' : COIL 4 MP
 Measure Point: 4.17' : COIL 3 MP
 Measure Point: 3.67' : COIL 2 MP
 Measure Point: 3.17' : COIL 1 MP
 Measure Point: 2.67' : COIL 0 MP
 Measure Point: 1.14' : SP MP

COIL 5 MP — 9.17'
 COIL 4 MP — 7.67'
 COIL 3 MP — 6.17'
 COIL 2 MP — 5.67'
 COIL 1 MP — 5.17'
 COIL 0 MP — 4.67'

**FOCUS PINEAPPLE / CABBAGE
 HOLE FINDER**

Diameter : 3.62"
 Length : 1.50'

SP MP — 3.14'

0.00'

TOTAL LENGTH: 63.42'
 TOTAL WEIGHT: 845 lbs
 MAX DIAMETER: 0'6.13"



COMPANY COACHMAN ENERGY
WELL FEDERAL 14 15-7-21
FIELD KOKOPELLI
COUNTY GARFIELD STATE CO

FILE NO:
US091582
API NO:
0504522460000

LOCATION:
 SHL: SWNE 2345' FNL 713' FEL
 LAT: 39.51358000; LON: -107.55279000
 SEC 21 TWP 6S RGE 91W

ELEVATIONS:
 KB 6956 FT
 DF
 GL 6932 FT
 DATE 31-Dec-2014

PAD: FEDERAL 21B
 RIG: FRONTIER 28