

WPXENERGY Sample Location Map: GV 86-2

39.464742 -107.969453
 Section 2, Township 7 South, Range 95 West

	Transportation	Hydrography
● Sample Location	CO Highways	Ditch
PLSS	County Roads	Intermittent Stream
Township	Local Streets	Perennial Stream
Section	WPX Access	Waterbody
		Watershed

N

Author: B. Hall
Revision: 3
Date: 10/24/2014

T:\Client_Specifc\2014\WPX Energy\GV 86-2\Spill\GV 86-2 Sample Location with Backgrounds 10-24-14.mxd

Contaminant of Concern ↓	COGCC standards	Location →	North Wall	South Wall	West Wall	East Wall	Bottom 23'	Landfarm Batch 1	Landfarm Batch 1
		Date Sampled →	4/30/2014	4/30/2014	4/30/2014	4/30/2014	4/30/2014	5/7/2014	6/20/2014
Organic Compounds in Soil									
TPH	500	mg/kg	ND	ND	ND	ND	135	780	83
DRO		mg/kg	ND	ND	ND	ND	60	220	49
GRO		mg/kg	ND	ND	ND	ND	75	560	34
Benzene	0.17	mg/kg	ND	ND	ND	ND	ND	ND	
Toluene	85	mg/kg	ND	ND	ND	ND	0.16	0.64	
Ethylbenzene	100	mg/kg	ND	ND	ND	ND	0.038	0.087	
Xylenes (Total)	175	mg/kg	ND	ND	ND	ND	2.1	20	
Acenaphthene	1,000	mg/kg	ND	ND	ND	ND	ND	ND	
Anthracene	1,000	mg/kg	ND	ND	ND	ND	ND	ND	
Benzo(A)anthracene	0.22	mg/kg	ND	ND	ND	ND	ND	0.01	
Benzo(B)fluoranthene	0.22	mg/kg	ND	ND	ND	ND	ND	ND	
Benzo(K)fluoranthene	2.2	mg/kg	ND	ND	ND	ND	ND	ND	
Benzo(A)pyrene	0.022	mg/kg	ND	ND	ND	ND	ND	ND	
Chrysene	22	mg/kg	ND	ND	ND	ND	ND	ND	
Dibenzo(A,H)anthracene	0.022	mg/kg	ND	ND	ND	ND	ND	ND	
Fluoranthene	1,000	mg/kg	ND	ND	ND	ND	ND	0.017	
Fluorene	1,000	mg/kg	ND	ND	ND	ND	ND	0.021	
Indeno(1,2,3-cd)pyrene	0.22	mg/kg	ND	ND	ND	ND	ND	ND	
Naphthalene	23	mg/kg	ND	ND	ND	ND	ND	0.21	
Pyrene	1,000	mg/kg	ND	ND	ND	ND	ND	0.017	
Inorganics in Soil									
EC	<4 or 2 x background	mmhos/cm	2.6	2	3.1	1.3	10	3	
SAR	<12		17	24	37	13	4.2	18	
pH	6-9		9	9.6	9.6	9.5	8	8.6	
Metals in Soil									
Arsenic	0.39	mg/kg	21	11	10	8	11	5.5	
Barium total	15,000	mg/kg	310	270	220	290	290	250	
Cadmium	70	mg/kg	ND	ND	ND	ND	ND	ND	
Chromium (III)	120,000	mg/kg	31	34	33	32	26	15	
Chromium (VI)	23	mg/kg	ND	ND	ND	ND	ND	1.1	
Copper	3,100	mg/kg	23	20	19	16	26	12	
Lead	400	mg/kg	12	14	11	9.5	10	11	
Mercury	23	mg/kg	ND	ND	ND	ND	ND	0.017	
Nickel	1,600	mg/kg	36	35	34	33	31	16	
Selenium	390	mg/kg	2.5	2.1	ND	2.2	2.2	ND	
Silver	390	mg/kg	ND	ND	ND	ND	ND	ND	
Zinc	23,000	mg/kg	52	45	49	47	63	40	

Contaminant of Concern ↓	COGCC standards	Location →	Landfarm Batch 2	Landfarm Batch 3	Landfarm Batch 4	Landfarm Batch 5	SR 311-7-B-1	SR 311-7-B-2	SR 311-7-B-3
		Date Sampled →	7/3/2014	7/28/2014	8/25/2014	9/22/2014	11/4/2014	11/4/2014	11/4/2014
Organic Compounds in Soil									
TPH	500	mg/kg	53	100	37	16			
DRO		mg/kg	53	100	37	16			
GRO		mg/kg	ND	ND	ND	ND			
Benzene	0.17	mg/kg	ND	ND	ND	ND			
Toluene	85	mg/kg	ND	ND	ND	ND			
Ethylbenzene	100	mg/kg	ND	ND	ND	ND			
Xylenes (Total)	175	mg/kg	ND	ND	ND	ND			
Acenaphthene	1,000	mg/kg	ND	ND	ND	ND			
Anthracene	1,000	mg/kg	ND	ND	ND	ND			
Benzo(A)anthracene	0.22	mg/kg	ND	ND	ND	ND			
Benzo(B)fluoranthene	0.22	mg/kg	ND	ND	ND	ND			
Benzo(K)fluoranthene	2.2	mg/kg	ND	ND	ND	ND			
Benzo(A)pyrene	0.022	mg/kg	ND	ND	ND	ND			
Chrysene	22	mg/kg	ND	ND	ND	ND			
Dibenzo(A,H)anthracene	0.022	mg/kg	ND	ND	ND	ND			
Fluoranthene	1,000	mg/kg	ND	0.013	ND	ND			
Fluorene	1,000	mg/kg	ND	0.012	ND	ND			
Indeno(1,2,3-cd)pyrene	0.22	mg/kg	ND	ND	ND	0.04			
Naphthalene	23	mg/kg	ND	ND	ND	ND			
Pyrene	1,000	mg/kg	ND	0.01	0.023	ND			
Inorganics in Soil									
EC	<4 or 2 x background	mmhos/cm	3.5	4.4	5.2	4.7	1.5		
SAR	<12		20	26	18	23	0.14		
pH	6-9		9.3	9.1	8.8	8.7	7.8		
Metals in Soil									
Arsenic	0.39	mg/kg	7.3	8.8	7.5	6.6	9.7	6.1	5.1
Barium total	15,000	mg/kg	270	350	300	330			
Cadmium	70	mg/kg	ND	ND	ND	ND			
Chromium (III)	120,000	mg/kg	20	19	19	17			
Chromium (VI)	23	mg/kg	ND	ND	ND	ND			
Copper	3,100	mg/kg	15	13	13	12			
Lead	400	mg/kg	11	12	11	10			
Mercury	23	mg/kg	0.016	0.017	0.089	ND			
Nickel	1,600	mg/kg	21	20	19	18			
Selenium	390	mg/kg	ND	ND	ND	ND			
Silver	390	mg/kg	ND	ND	ND	ND			
Zinc	23,000	mg/kg	43	42	40	38			



19-Sep-2014

Mark Mumby
HRL Compliance Solutions, Inc
2385 F 1/2 Road
Grand Junction, CO 81505

Re: **WPX GV 86-2 Well Blow Out 9.15.14**

Work Order: **1409739**

Dear Mark,

ALS Environmental received 2 samples on 16-Sep-2014 12:30 PM for the analyses presented in the following report.

The analytical data provided relates directly to the samples received by ALS Environmental and for only the analyses requested.

Sample results are compliant with NELAP standard requirements and QC results achieved laboratory specifications. Any exceptions are noted in the Case Narrative, or noted with qualifiers in the report or QC batch information. Should this laboratory report need to be reproduced, it should be reproduced in full unless written approval has been obtained from ALS Environmental. Samples will be disposed in 30 days unless storage arrangements are made.

The total number of pages in this report is 25.

If you have any questions regarding this report, please feel free to contact me.

Sincerely,

A handwritten signature in cursive script that reads "Ann Preston".

Electronically approved by: Ann Preston

Ann Preston
Project Manager



Certificate No: MN 532786

Report of Laboratory Analysis

ADDRESS 3352 128th Avenue Holland, Michigan 49424-9263 | PHONE (616) 399-6070 | FAX (616) 399-6185

ALS GROUP USA, CORP Part of the ALS Laboratory Group A Campbell Brothers Limited Company

Environmental ALS Environmental logo icon consisting of a stylized green and blue shape.

www.alsglobal.com

RIGHT SOLUTIONS RIGHT PARTNER

Client: HRL Compliance Solutions, Inc
Project: WPX GV 86-2 Well Blow Out 9.15.14
Work Order: 1409739

Work Order Sample Summary

<u>Lab Samp ID</u>	<u>Client Sample ID</u>	<u>Matrix</u>	<u>Tag Number</u>	<u>Collection Date</u>	<u>Date Received</u>	<u>Hold</u>
1409739-01	Sample Point 1	Soil		9/15/2014 11:25	9/16/2014 12:30	<input type="checkbox"/>
1409739-02	Sample Point 2	Soil		9/15/2014 11:35	9/16/2014 12:30	<input type="checkbox"/>

Client: HRL Compliance Solutions, Inc
Project: WPX GV 86-2 Well Blow Out 9.15.14
Work Order: 1409739

Case Narrative

Batch 62855 MS/MSD data for PAHs is not related to this project's samples. No data requires qualification. Sample 1409739-01 had one PAH surrogate recovery that was below the lower control limits. The sample results and reporting limits may be biased slightly low due to matrix interference.

Batch 62881 MS/MSD data for Metals is not related to this project's samples. No data requires qualification.

<u>Qualifier</u>	<u>Description</u>
*	Value exceeds Regulatory Limit
a	Not accredited
B	Analyte detected in the associated Method Blank above the Reporting Limit
E	Value above quantitation range
H	Analyzed outside of Holding Time
J	Analyte is present at an estimated concentration between the MDL and Report Limit
n	Not offered for accreditation
ND	Not Detected at the Reporting Limit
O	Sample amount is > 4 times amount spiked
P	Dual Column results percent difference > 40%
R	RPD above laboratory control limit
S	Spike Recovery outside laboratory control limits
U	Analyzed but not detected above the MDL

<u>Acronym</u>	<u>Description</u>
DUP	Method Duplicate
LCS	Laboratory Control Sample
LCSD	Laboratory Control Sample Duplicate
LOD	Limit of Detection (see MDL)
LOQ	Limit of Quantitation (see PQL)
MBLK	Method Blank
MDL	Method Detection Limit
MS	Matrix Spike
MSD	Matrix Spike Duplicate
PQL	Practical Quantitation Limit
RPD	Relative Percent Difference
TDL	Target Detection Limit
TNTC	Too Numerous To Count
A	APHA Standard Methods
D	ASTM
E	EPA
SW	SW-846 Update III

<u>Units Reported</u>	<u>Description</u>
% of sample	Percent of Sample
µg/Kg-dry	Micrograms per Kilogram Dry Weight
mg/Kg-dry	Milligrams per Kilogram Dry Weight
mg/L	Milligrams per Liter
mmhos/cm @25°C	Millimhos-Centimeter at 25 Degrees Celcius
none	
s.u.	Standard Units

ALS Group USA, Corp

Date: 19-Sep-14

Client: HRL Compliance Solutions, Inc
Project: WPX GV 86-2 Well Blow Out 9.15.14
Sample ID: Sample Point 1
Collection Date: 9/15/2014 11:25 AM

Work Order: 1409739
Lab ID: 1409739-01
Matrix: SOIL

Analyses	Result	Qual	Report Limit	Units	Dilution Factor	Date Analyzed
DIESEL RANGE ORGANICS BY GC-FID			SW8015M		Prep: SW3541 / 9/17/14	Analyst: IT
DRO (C10-C28)	690		4.3	mg/Kg-dry	1	9/18/2014 11:22 AM
<i>Surr: 4-Terphenyl-d14</i>	99.1		39-133	%REC	1	9/18/2014 11:22 AM
GASOLINE RANGE ORGANICS BY GC-FID			SW8015		Prep: SW5035 / 9/16/14	Analyst: IT
GRO (C6-C10)	ND		2.6	mg/Kg-dry	1	9/17/2014 12:31 PM
<i>Surr: Toluene-d8</i>	112		50-150	%REC	1	9/17/2014 12:31 PM
MERCURY BY CVAA			SW7471		Prep: SW7471 / 9/18/14	Analyst: LR
Mercury	0.048		0.014	mg/Kg-dry	1	9/18/2014 02:59 PM
SOLUBLE CATIONS FOR SAR			SW846 6010C		Prep: USDA Method 20B / 9/18/14	Analyst: JEC
Calcium	87		5.0	mg/L	10	9/18/2014 01:06 PM
Magnesium	19		2.0	mg/L	10	9/18/2014 01:06 PM
Sodium	560		2.0	mg/L	10	9/18/2014 01:06 PM
METALS BY ICP-MS			SW6020A		Prep: SW3050B / 9/17/14	Analyst: ML
Arsenic	6.6		1.8	mg/Kg-dry	5	9/18/2014 10:01 AM
Barium	6,800		180	mg/Kg-dry	500	9/18/2014 10:50 AM
Cadmium	ND		0.72	mg/Kg-dry	5	9/18/2014 10:01 AM
Chromium	17		1.8	mg/Kg-dry	5	9/18/2014 10:01 AM
Copper	26		1.8	mg/Kg-dry	5	9/18/2014 10:01 AM
Lead	15		1.8	mg/Kg-dry	5	9/18/2014 10:01 AM
Nickel	16		1.8	mg/Kg-dry	5	9/18/2014 10:01 AM
Selenium	2.2		1.8	mg/Kg-dry	5	9/18/2014 10:01 AM
Silver	ND		1.8	mg/Kg-dry	5	9/18/2014 10:01 AM
Zinc	51		3.6	mg/Kg-dry	5	9/18/2014 10:01 AM
SODIUM ADSORPTION RATIO			USDA H60 METHOD		Prep: USDA Method 20B / 9/18/14	Analyst: JEC
Sodium Adsorption Ratio	14		0.010	none	1	9/18/2014
SEMI-VOLATILE ORGANIC COMPOUNDS			SW846 8270D		Prep: SW3541 / 9/17/14	Analyst: MK
Acenaphthene	ND		6.9	µg/Kg-dry	1	9/19/2014 02:17 PM
Acenaphthylene	ND		6.9	µg/Kg-dry	1	9/19/2014 02:17 PM
Anthracene	ND		6.9	µg/Kg-dry	1	9/19/2014 02:17 PM
Benzo(a)anthracene	ND		6.9	µg/Kg-dry	1	9/19/2014 02:17 PM
Benzo(a)pyrene	ND		6.9	µg/Kg-dry	1	9/19/2014 02:17 PM
Benzo(b)fluoranthene	ND		6.9	µg/Kg-dry	1	9/19/2014 02:17 PM
Benzo(g,h,i)perylene	ND		6.9	µg/Kg-dry	1	9/19/2014 02:17 PM
Benzo(k)fluoranthene	ND		6.9	µg/Kg-dry	1	9/19/2014 02:17 PM
Chrysene	ND		6.9	µg/Kg-dry	1	9/19/2014 02:17 PM

Note: See Qualifiers page for a list of qualifiers and their definitions.

ALS Group USA, Corp

Date: 19-Sep-14

Client: HRL Compliance Solutions, Inc
Project: WPX GV 86-2 Well Blow Out 9.15.14
Sample ID: Sample Point 1
Collection Date: 9/15/2014 11:25 AM

Work Order: 1409739
Lab ID: 1409739-01
Matrix: SOIL

Analyses	Result	Qual	Report Limit	Units	Dilution Factor	Date Analyzed
Dibenzo(a,h)anthracene	ND		6.9	µg/Kg-dry	1	9/19/2014 02:17 PM
Fluoranthene	ND		6.9	µg/Kg-dry	1	9/19/2014 02:17 PM
Fluorene	ND		6.9	µg/Kg-dry	1	9/19/2014 02:17 PM
Indeno(1,2,3-cd)pyrene	ND		6.9	µg/Kg-dry	1	9/19/2014 02:17 PM
Naphthalene	ND		6.9	µg/Kg-dry	1	9/19/2014 02:17 PM
Pyrene	45		6.9	µg/Kg-dry	1	9/19/2014 02:17 PM
Surr: 2-Fluorobiphenyl	57.0		12-100	%REC	1	9/19/2014 02:17 PM
Surr: 4-Terphenyl-d14	69.9		25-137	%REC	1	9/19/2014 02:17 PM
Surr: Nitrobenzene-d5	36.2	S	37-107	%REC	1	9/19/2014 02:17 PM
VOLATILE ORGANIC COMPOUNDS			SW8260B		Prep: SW5035 / 9/16/14	Analyst: RS
Benzene	ND		31	µg/Kg-dry	1	9/17/2014 06:16 PM
Ethylbenzene	56		31	µg/Kg-dry	1	9/17/2014 06:16 PM
m,p-Xylene	220		62	µg/Kg-dry	1	9/17/2014 06:16 PM
o-Xylene	57		31	µg/Kg-dry	1	9/17/2014 06:16 PM
Toluene	100		31	µg/Kg-dry	1	9/17/2014 06:16 PM
Xylenes, Total	270		93	µg/Kg-dry	1	9/17/2014 06:16 PM
Surr: 1,2-Dichloroethane-d4	98.7		70-130	%REC	1	9/17/2014 06:16 PM
Surr: 4-Bromofluorobenzene	98.4		70-130	%REC	1	9/17/2014 06:16 PM
Surr: Dibromofluoromethane	94.2		70-130	%REC	1	9/17/2014 06:16 PM
Surr: Toluene-d8	97.3		70-130	%REC	1	9/17/2014 06:16 PM
ELECTRICAL CONDUCTIVITY (SAR)			USDA H60 METHOD		Prep: USDA Method 20B / 9/18/14	Analyst: MELB
Electrical Conductivity @ Saturation	0.34		0.0050	mmhos/cm @25	10	9/18/2014 12:45 PM
CHROMIUM, TRIVALENT			CALCULATION			Analyst: JJG
Chromium, Trivalent	16		0.52	mg/Kg-dry	1	9/19/2014 08:34 AM
CHROMIUM, HEXAVALENT			SW7196A		Prep: SW3060A / 9/17/14	Analyst: MB
Chromium, Hexavalent	ND		0.51	mg/Kg-dry	1	9/18/2014 04:00 PM
MOISTURE			A2540 G			Analyst: RLM
Moisture	3.2		0.050	% of sample	1	9/17/2014 10:18 AM
PH			SW9045D		Prep: EXTRACT / 9/17/14	Analyst: STP
pH	8.3			s.u.	1	9/17/2014 01:00 PM

Note: See Qualifiers page for a list of qualifiers and their definitions.

ALS Group USA, Corp

Date: 19-Sep-14

Client: HRL Compliance Solutions, Inc
Project: WPX GV 86-2 Well Blow Out 9.15.14
Sample ID: Sample Point 2
Collection Date: 9/15/2014 11:35 AM

Work Order: 1409739
Lab ID: 1409739-02
Matrix: SOIL

Analyses	Result	Qual	Report Limit	Units	Dilution Factor	Date Analyzed
DIESEL RANGE ORGANICS BY GC-FID			SW8015M		Prep: SW3541 / 9/17/14	Analyst: IT
DRO (C10-C28)	80		4.3	mg/Kg-dry	1	9/18/2014 11:49 AM
<i>Surr: 4-Terphenyl-d14</i>	66.1		39-133	%REC	1	9/18/2014 11:49 AM
GASOLINE RANGE ORGANICS BY GC-FID			SW8015		Prep: SW5035 / 9/16/14	Analyst: IT
GRO (C6-C10)	ND		2.6	mg/Kg-dry	1	9/17/2014 12:56 PM
<i>Surr: Toluene-d8</i>	117		50-150	%REC	1	9/17/2014 12:56 PM
MERCURY BY CVAA			SW7471		Prep: SW7471 / 9/18/14	Analyst: LR
Mercury	0.057		0.016	mg/Kg-dry	1	9/18/2014 03:01 PM
SOLUBLE CATIONS FOR SAR			SW846 6010C		Prep: USDA Method 20B / 9/18/14	Analyst: JEC
Calcium	140		5.0	mg/L	10	9/18/2014 01:16 PM
Magnesium	25		2.0	mg/L	10	9/18/2014 01:16 PM
Sodium	590		2.0	mg/L	10	9/18/2014 01:16 PM
METALS BY ICP-MS			SW6020A		Prep: SW3050B / 9/17/14	Analyst: ML
Arsenic	5.8		2.1	mg/Kg-dry	5	9/18/2014 10:07 AM
Barium	8,600		210	mg/Kg-dry	500	9/18/2014 10:57 AM
Cadmium	ND		0.83	mg/Kg-dry	5	9/18/2014 10:07 AM
Chromium	16		2.1	mg/Kg-dry	5	9/18/2014 10:07 AM
Copper	22		2.1	mg/Kg-dry	5	9/18/2014 10:07 AM
Lead	12		2.1	mg/Kg-dry	5	9/18/2014 10:07 AM
Nickel	15		2.1	mg/Kg-dry	5	9/18/2014 10:07 AM
Selenium	ND		2.1	mg/Kg-dry	5	9/18/2014 10:07 AM
Silver	ND		2.1	mg/Kg-dry	5	9/18/2014 10:07 AM
Zinc	48		4.1	mg/Kg-dry	5	9/18/2014 10:07 AM
SODIUM ADSORPTION RATIO			USDA H60 METHOD		Prep: USDA Method 20B / 9/18/14	Analyst: JEC
Sodium Adsorption Ratio	12		0.010	none	1	9/18/2014
SEMI-VOLATILE ORGANIC COMPOUNDS			SW846 8270D		Prep: SW3541 / 9/17/14	Analyst: MK
Acenaphthene	ND		6.9	µg/Kg-dry	1	9/19/2014 02:43 PM
Acenaphthylene	ND		6.9	µg/Kg-dry	1	9/19/2014 02:43 PM
Anthracene	ND		6.9	µg/Kg-dry	1	9/19/2014 02:43 PM
Benzo(a)anthracene	ND		6.9	µg/Kg-dry	1	9/19/2014 02:43 PM
Benzo(a)pyrene	ND		6.9	µg/Kg-dry	1	9/19/2014 02:43 PM
Benzo(b)fluoranthene	ND		6.9	µg/Kg-dry	1	9/19/2014 02:43 PM
Benzo(g,h,i)perylene	26		6.9	µg/Kg-dry	1	9/19/2014 02:43 PM
Benzo(k)fluoranthene	ND		6.9	µg/Kg-dry	1	9/19/2014 02:43 PM
Chrysene	ND		6.9	µg/Kg-dry	1	9/19/2014 02:43 PM

Note: See Qualifiers page for a list of qualifiers and their definitions.

ALS Group USA, Corp

Date: 19-Sep-14

Client: HRL Compliance Solutions, Inc
Project: WPX GV 86-2 Well Blow Out 9.15.14
Sample ID: Sample Point 2
Collection Date: 9/15/2014 11:35 AM

Work Order: 1409739
Lab ID: 1409739-02
Matrix: SOIL

Analyses	Result	Qual	Report Limit	Units	Dilution Factor	Date Analyzed
Dibenzo(a,h)anthracene	47		6.9	µg/Kg-dry	1	9/19/2014 02:43 PM
Fluoranthene	ND		6.9	µg/Kg-dry	1	9/19/2014 02:43 PM
Fluorene	17		6.9	µg/Kg-dry	1	9/19/2014 02:43 PM
Indeno(1,2,3-cd)pyrene	ND		6.9	µg/Kg-dry	1	9/19/2014 02:43 PM
Naphthalene	52		6.9	µg/Kg-dry	1	9/19/2014 02:43 PM
Pyrene	ND		6.9	µg/Kg-dry	1	9/19/2014 02:43 PM
Surr: 2-Fluorobiphenyl	61.2		12-100	%REC	1	9/19/2014 02:43 PM
Surr: 4-Terphenyl-d14	74.1		25-137	%REC	1	9/19/2014 02:43 PM
Surr: Nitrobenzene-d5	40.6		37-107	%REC	1	9/19/2014 02:43 PM
VOLATILE ORGANIC COMPOUNDS			SW8260B	Prep: SW5035 / 9/16/14		Analyst: RS
Benzene	66		32	µg/Kg-dry	1	9/17/2014 07:02 AM
Ethylbenzene	65		32	µg/Kg-dry	1	9/17/2014 07:02 AM
m,p-Xylene	500		63	µg/Kg-dry	1	9/17/2014 07:02 AM
o-Xylene	87		32	µg/Kg-dry	1	9/17/2014 07:02 AM
Toluene	370		32	µg/Kg-dry	1	9/17/2014 07:02 AM
Xylenes, Total	580		95	µg/Kg-dry	1	9/17/2014 07:02 AM
Surr: 1,2-Dichloroethane-d4	95.4		70-130	%REC	1	9/17/2014 07:02 AM
Surr: 4-Bromofluorobenzene	101		70-130	%REC	1	9/17/2014 07:02 AM
Surr: Dibromofluoromethane	91.2		70-130	%REC	1	9/17/2014 07:02 AM
Surr: Toluene-d8	96.6		70-130	%REC	1	9/17/2014 07:02 AM
ELECTRICAL CONDUCTIVITY (SAR)			USDA H60 METHOD	Prep: USDA Method 20B / 9/18/14		Analyst: MELB
Electrical Conductivity @ Saturation	0.34		0.0050	mmhos/cm @25	10	9/18/2014 12:45 PM
CHROMIUM, TRIVALENT			CALCULATION			Analyst: JJG
Chromium, Trivalent	16		0.53	mg/Kg-dry	1	9/19/2014 08:34 AM
CHROMIUM, HEXAVALENT			SW7196A	Prep: SW3060A / 9/17/14		Analyst: MB
Chromium, Hexavalent	ND		0.52	mg/Kg-dry	1	9/18/2014 04:00 PM
MOISTURE			A2540 G			Analyst: RLM
Moisture	5.0		0.050	% of sample	1	9/17/2014 10:18 AM
PH			SW9045D	Prep: EXTRACT / 9/17/14		Analyst: STP
pH	8.7			s.u.	1	9/17/2014 01:00 PM

Note: See Qualifiers page for a list of qualifiers and their definitions.

Client: HRL Compliance Solutions, Inc
Work Order: 1409739
Project: WPX GV 86-2 Well Blow Out 9.15.14

QC BATCH REPORT

Batch ID: **62858** Instrument ID **GC8** Method: **SW8015M**

MBLK		Sample ID: DBLKS1-62858-62858				Units: mg/Kg		Analysis Date: 9/18/2014 05:04 AM		
Client ID:		Run ID: GC8_140917B		SeqNo: 2940444		Prep Date: 9/17/2014		DF: 1		
Analyte	Result	PQL	SPK Val	SPK Ref Value	%REC	Control Limit	RPD Ref Value	%RPD	RPD Limit	Qual
DRO (C10-C28)	ND	4.2								
<i>Surr: 4-Terphenyl-d14</i>	1.59	0	1.667	0	95.4	39-133	0			

LCS		Sample ID: DLCSS1-62858-62858				Units: mg/Kg		Analysis Date: 9/18/2014 05:32 AM		
Client ID:		Run ID: GC8_140917B		SeqNo: 2940445		Prep Date: 9/17/2014		DF: 1		
Analyte	Result	PQL	SPK Val	SPK Ref Value	%REC	Control Limit	RPD Ref Value	%RPD	RPD Limit	Qual
DRO (C10-C28)	141.4	4.2	166.7	0	84.9	61-109	0			
<i>Surr: 4-Terphenyl-d14</i>	1.4	0	1.667	0	84	39-133	0			

MS		Sample ID: 1409678-03B MS				Units: mg/Kg		Analysis Date: 9/18/2014 05:59 AM		
Client ID:		Run ID: GC8_140917B		SeqNo: 2940447		Prep Date: 9/17/2014		DF: 1		
Analyte	Result	PQL	SPK Val	SPK Ref Value	%REC	Control Limit	RPD Ref Value	%RPD	RPD Limit	Qual
DRO (C10-C28)	260.7	8.2	329.1	14.29	74.9	48-110	0			
<i>Surr: 4-Terphenyl-d14</i>	2.55	0	3.291	0	77.5	39-133	0			

MSD		Sample ID: 1409678-03B MSD				Units: mg/Kg		Analysis Date: 9/18/2014 06:27 AM		
Client ID:		Run ID: GC8_140917B		SeqNo: 2940448		Prep Date: 9/17/2014		DF: 1		
Analyte	Result	PQL	SPK Val	SPK Ref Value	%REC	Control Limit	RPD Ref Value	%RPD	RPD Limit	Qual
DRO (C10-C28)	294	8.2	330	14.29	84.8	48-110	260.7	12	30	
<i>Surr: 4-Terphenyl-d14</i>	3.042	0	3.3	0	92.2	39-133	2.55	17.6	30	

The following samples were analyzed in this batch: | 1409739-01B | 1409739-02B |

Client: HRL Compliance Solutions, Inc
 Work Order: 1409739
 Project: WPX GV 86-2 Well Blow Out 9.15.14

QC BATCH REPORT

Batch ID: **62818** Instrument ID **GC9** Method: **SW8015**

MBLK		Sample ID: MBLK-62818-62818				Units: µg/Kg		Analysis Date: 9/16/2014 04:28 PM			
Client ID:		Run ID: GC9_140916B				SeqNo: 2938455		Prep Date: 9/16/2014		DF: 1	
Analyte	Result	PQL	SPK Val	SPK Ref Value	%REC	Control Limit	RPD Ref Value	%RPD	RPD Limit	Qual	
GRO (C6-C10)	ND	2,500									
<i>Surr: Toluene-d8</i>	5336	0	5000	0	107	50-150	0				

LCS		Sample ID: LCS-62818-62818				Units: µg/Kg		Analysis Date: 9/16/2014 03:37 PM			
Client ID:		Run ID: GC9_140916B				SeqNo: 2938453		Prep Date: 9/16/2014		DF: 1	
Analyte	Result	PQL	SPK Val	SPK Ref Value	%REC	Control Limit	RPD Ref Value	%RPD	RPD Limit	Qual	
GRO (C6-C10)	525600	2,500	500000	0	105	70-130	0				
<i>Surr: Toluene-d8</i>	6080	0	5000	0	122	50-150	0				

MS		Sample ID: 1409739-01A MS				Units: µg/Kg		Analysis Date: 9/17/2014 06:21 PM			
Client ID: Sample Point 1		Run ID: GC9_140917A				SeqNo: 2940489		Prep Date: 9/16/2014		DF: 1	
Analyte	Result	PQL	SPK Val	SPK Ref Value	%REC	Control Limit	RPD Ref Value	%RPD	RPD Limit	Qual	
GRO (C6-C10)	497100	2,500	500000	0	99.4	70-130	0				
<i>Surr: Toluene-d8</i>	4242	0	5000	0	84.8	50-150	0				

MSD		Sample ID: 1409739-01A MSD				Units: µg/Kg		Analysis Date: 9/17/2014 06:47 PM			
Client ID: Sample Point 1		Run ID: GC9_140917A				SeqNo: 2940490		Prep Date: 9/16/2014		DF: 1	
Analyte	Result	PQL	SPK Val	SPK Ref Value	%REC	Control Limit	RPD Ref Value	%RPD	RPD Limit	Qual	
GRO (C6-C10)	495500	2,500	500000	0	99.1	70-130	497100	0.311	30		
<i>Surr: Toluene-d8</i>	4371	0	5000	0	87.4	50-150	4242	3	30		

The following samples were analyzed in this batch: 1409739-01A 1409739-02A

Client: HRL Compliance Solutions, Inc
 Work Order: 1409739
 Project: WPX GV 86-2 Well Blow Out 9.15.14

QC BATCH REPORT

Batch ID: **62905** Instrument ID **HG1** Method: **SW7471**

MBLK		Sample ID: MBLK-62905-62905				Units: mg/Kg		Analysis Date: 9/18/2014 02:01 PM		
Client ID:		Run ID: HG1_140918A				SeqNo: 2941527		Prep Date: 9/18/2014		DF: 1
Analyte	Result	PQL	SPK Val	SPK Ref Value	%REC	Control Limit	RPD Ref Value	%RPD	RPD Limit	Qual
Mercury	0.0015	0.020								J

LCS		Sample ID: LCS-62905-62905				Units: mg/Kg		Analysis Date: 9/18/2014 02:03 PM		
Client ID:		Run ID: HG1_140918A				SeqNo: 2941528		Prep Date: 9/18/2014		DF: 1
Analyte	Result	PQL	SPK Val	SPK Ref Value	%REC	Control Limit	RPD Ref Value	%RPD	RPD Limit	Qual
Mercury	0.1686	0.020	0.1665		0	101	80-120	0		

MS		Sample ID: 1409643-14BMS				Units: mg/Kg		Analysis Date: 9/18/2014 02:29 PM		
Client ID:		Run ID: HG1_140918A				SeqNo: 2941541		Prep Date: 9/18/2014		DF: 1
Analyte	Result	PQL	SPK Val	SPK Ref Value	%REC	Control Limit	RPD Ref Value	%RPD	RPD Limit	Qual
Mercury	0.1394	0.013	0.1089	0.02222	108	75-125		0		

MSD		Sample ID: 1409643-14BMSD				Units: mg/Kg		Analysis Date: 9/18/2014 02:31 PM		
Client ID:		Run ID: HG1_140918A				SeqNo: 2941542		Prep Date: 9/18/2014		DF: 1
Analyte	Result	PQL	SPK Val	SPK Ref Value	%REC	Control Limit	RPD Ref Value	%RPD	RPD Limit	Qual
Mercury	0.1405	0.013	0.1105	0.02222	107	75-125	0.1394	0.839	35	

The following samples were analyzed in this batch: 1409739-01B 1409739-02B

Note: See Qualifiers Page for a list of Qualifiers and their explanation.

Client: HRL Compliance Solutions, Inc
 Work Order: 1409739
 Project: WPX GV 86-2 Well Blow Out 9.15.14

QC BATCH REPORT

Batch ID: **62881** Instrument ID **ICPMS1** Method: **SW6020A**

MBLK		Sample ID: MBLK-62881-62881				Units: mg/Kg		Analysis Date: 9/18/2014 07:13 AM		
Client ID:		Run ID: ICPMS1_140917A		SeqNo: 2940295		Prep Date: 9/17/2014		DF: 1		
Analyte	Result	PQL	SPK Val	SPK Ref Value	%REC	Control Limit	RPD Ref Value	%RPD	RPD Limit	Qual
Arsenic	ND	0.25								
Barium	ND	0.25								
Cadmium	ND	0.10								
Chromium	ND	0.25								
Copper	ND	0.25								
Lead	ND	0.25								
Nickel	ND	0.25								
Selenium	0.0692	0.25								J
Silver	ND	0.25								
Zinc	0.0867	0.50								J

LCS		Sample ID: LCS-62881-62881				Units: mg/Kg		Analysis Date: 9/18/2014 07:19 AM		
Client ID:		Run ID: ICPMS1_140917A		SeqNo: 2940296		Prep Date: 9/17/2014		DF: 1		
Analyte	Result	PQL	SPK Val	SPK Ref Value	%REC	Control Limit	RPD Ref Value	%RPD	RPD Limit	Qual
Arsenic	4.58	0.25	5	0	91.6	80-120	0			
Barium	4.762	0.25	5	0	95.2	80-120	0			
Cadmium	4.781	0.10	5	0	95.6	80-120	0			
Chromium	5.035	0.25	5	0	101	80-120	0			
Copper	4.827	0.25	5	0	96.5	80-120	0			
Lead	4.756	0.25	5	0	95.1	80-120	0			
Nickel	5.02	0.25	5	0	100	80-120	0			
Selenium	4.56	0.25	5	0	91.2	80-120	0			
Silver	4.889	0.25	5	0	97.8	80-120	0			
Zinc	4.738	0.50	5	0	94.8	80-120	0			

MS		Sample ID: 1409698-03BMS				Units: mg/Kg		Analysis Date: 9/18/2014 11:59 AM		
Client ID:		Run ID: ICPMS1_140917A		SeqNo: 2940882		Prep Date: 9/17/2014		DF: 1		
Analyte	Result	PQL	SPK Val	SPK Ref Value	%REC	Control Limit	RPD Ref Value	%RPD	RPD Limit	Qual
Arsenic	7.452	0.35	6.906	1.281	89.4	75-125	0			
Barium	36.35	0.35	6.906	27.41	129	75-125	0			S
Cadmium	6.622	0.14	6.906	0.08936	94.6	75-125	0			
Chromium	11.82	0.35	6.906	4.349	108	75-125	0			
Copper	11.01	0.35	6.906	3.607	107	75-125	0			
Lead	21.71	0.35	6.906	13.98	112	75-125	0			
Nickel	11.47	0.35	6.906	3.86	110	75-125	0			
Selenium	6.041	0.35	6.906	0.3531	82.4	75-125	0			
Silver	6.127	0.35	6.906	0.006834	88.6	75-125	0			
Zinc	39.93	0.69	6.906	16.86	334	75-125	0			S

Note: See Qualifiers Page for a list of Qualifiers and their explanation.

Client: HRL Compliance Solutions, Inc
Work Order: 1409739
Project: WPX GV 86-2 Well Blow Out 9.15.14

QC BATCH REPORT

Batch ID: **62881** Instrument ID **ICPMS1** Method: **SW6020A**

MSD		Sample ID: 1409698-03BMSD				Units: mg/Kg		Analysis Date: 9/18/2014 12:05 PM			
Client ID:		Run ID: ICPMS1_140917A			SeqNo: 2940883		Prep Date: 9/17/2014		DF: 1		
Analyte	Result	PQL	SPK Val	SPK Ref Value	%REC	Control Limit	RPD Ref Value	%RPD	RPD Limit	Qual	
Arsenic	7.542	0.35	6.944	1.281	90.2	75-125	7.452	1.2	25		
Barium	36.17	0.35	6.944	27.41	126	75-125	36.35	0.497	25	S	
Cadmium	6.708	0.14	6.944	0.08936	95.3	75-125	6.622	1.29	25		
Chromium	11.47	0.35	6.944	4.349	102	75-125	11.82	3.07	25		
Copper	9.285	0.35	6.944	3.607	81.8	75-125	11.01	17	25		
Lead	18.97	0.35	6.944	13.98	71.8	75-125	21.71	13.5	25	S	
Nickel	10.34	0.35	6.944	3.86	93.3	75-125	11.47	10.4	25		
Selenium	6.05	0.35	6.944	0.3531	82	75-125	6.041	0.142	25		
Silver	6.281	0.35	6.944	0.006834	90.4	75-125	6.127	2.49	25		
Zinc	27.19	0.69	6.944	16.86	149	75-125	39.93	38	25	SR	

The following samples were analyzed in this batch: | 1409739-01B 1409739-02B |

Note: See Qualifiers Page for a list of Qualifiers and their explanation.

Client: HRL Compliance Solutions, Inc
Work Order: 1409739
Project: WPX GV 86-2 Well Blow Out 9.15.14

QC BATCH REPORT

Batch ID: **62913** Instrument ID **SAR** Method: **USDA H60 Method**

DUP		Sample ID: 1409739-01C DUP				Units: none		Analysis Date: 9/18/2014		
Client ID: Sample Point 1		Run ID: SAR_140918A			SeqNo: 2941484		Prep Date: 9/18/2014		DF: 1	
Analyte	Result	PQL	SPK Val	SPK Ref Value	%REC	Control Limit	RPD Ref Value	%RPD	RPD Limit	Qual
Sodium Adsorption Ratio	14.11	0.010	0	0	0		14.18	0.502	50	

The following samples were analyzed in this batch: 1409739-01C 1409739-02C

Note: See Qualifiers Page for a list of Qualifiers and their explanation.

Client: HRL Compliance Solutions, Inc
 Work Order: 1409739
 Project: WPX GV 86-2 Well Blow Out 9.15.14

QC BATCH REPORT

Batch ID: **62855** Instrument ID **SVMS4** Method: **SW846 8270D**

MBLK		Sample ID: SBLKS1-62855-62855				Units: µg/Kg		Analysis Date: 9/19/2014 10:08 AM		
Client ID:		Run ID: SVMS4_140919A			SeqNo: 2944292		Prep Date: 9/17/2014		DF: 1	
Analyte	Result	PQL	SPK Val	SPK Ref Value	%REC	Control Limit	RPD Ref Value	%RPD	RPD Limit	Qual
Acenaphthene	ND	6.7								
Acenaphthylene	ND	6.7								
Anthracene	ND	6.7								
Benzo(a)anthracene	ND	6.7								
Benzo(a)pyrene	ND	6.7								
Benzo(b)fluoranthene	ND	6.7								
Benzo(g,h,i)perylene	ND	6.7								
Benzo(k)fluoranthene	ND	6.7								
Chrysene	ND	6.7								
Dibenzo(a,h)anthracene	ND	6.7								
Fluoranthene	ND	6.7								
Fluorene	ND	6.7								
Indeno(1,2,3-cd)pyrene	ND	6.7								
Naphthalene	ND	6.7								
Pyrene	ND	6.7								
<i>Surr: 2-Fluorobiphenyl</i>	1322	0	1667	0	79.3	12-100	0			
<i>Surr: 4-Terphenyl-d14</i>	1739	0	1667	0	104	25-137	0			
<i>Surr: Nitrobenzene-d5</i>	871.3	0	1667	0	52.3	37-107	0			

LCS		Sample ID: SLCSS1-62855-62855				Units: µg/Kg		Analysis Date: 9/19/2014 10:33 AM		
Client ID:		Run ID: SVMS4_140919A			SeqNo: 2944398		Prep Date: 9/17/2014		DF: 1	
Analyte	Result	PQL	SPK Val	SPK Ref Value	%REC	Control Limit	RPD Ref Value	%RPD	RPD Limit	Qual
Acenaphthene	606.7	6.7	666.7	0	91	45-110	0			
Acenaphthylene	611.3	6.7	666.7	0	91.7	45-105	0			
Anthracene	641.3	6.7	666.7	0	96.2	55-105	0			
Benzo(a)anthracene	726.3	6.7	666.7	0	109	50-110	0			
Benzo(a)pyrene	682	6.7	666.7	0	102	50-110	0			
Benzo(b)fluoranthene	651	6.7	666.7	0	97.6	45-115	0			
Benzo(g,h,i)perylene	791	6.7	666.7	0	119	40-125	0			
Benzo(k)fluoranthene	660.7	6.7	666.7	0	99.1	45-115	0			
Chrysene	720.7	6.7	666.7	0	108	55-110	0			
Dibenzo(a,h)anthracene	742.7	6.7	666.7	0	111	40-125	0			
Fluoranthene	730.7	6.7	666.7	0	110	55-115	0			
Fluorene	717.3	6.7	666.7	0	108	50-110	0			
Indeno(1,2,3-cd)pyrene	798.7	6.7	666.7	0	120	40-120	0			
Naphthalene	575.7	6.7	666.7	0	86.3	40-105	0			
Pyrene	750.3	6.7	666.7	0	113	45-125	0			
<i>Surr: 2-Fluorobiphenyl</i>	1369	0	1667	0	82.2	12-100	0			
<i>Surr: 4-Terphenyl-d14</i>	1838	0	1667	0	110	25-137	0			
<i>Surr: Nitrobenzene-d5</i>	909	0	1667	0	54.5	37-107	0			

Note: See Qualifiers Page for a list of Qualifiers and their explanation.

Client: HRL Compliance Solutions, Inc
 Work Order: 1409739
 Project: WPX GV 86-2 Well Blow Out 9.15.14

QC BATCH REPORT

Batch ID: 62855 Instrument ID SVMS4 Method: SW846 8270D

MS				Sample ID: 1409628-01A MS			Units: µg/Kg		Analysis Date: 9/18/2014 02:48 PM		
Client ID:		Run ID: SVMS4_140918A			SeqNo: 2943069		Prep Date: 9/17/2014		DF: 1		
Analyte	Result	PQL	SPK Val	SPK Ref Value	%REC	Control Limit	RPD Ref Value	%RPD	RPD Limit	Qual	
Acenaphthene	1088	13	1261	0	86.3	45-110	0				
Acenaphthylene	1148	13	1261	0	91.1	45-105	0				
Anthracene	1373	13	1261	0	109	55-105	0			S	
Benzo(a)anthracene	1371	13	1261	202.6	92.7	50-110	0				
Benzo(a)pyrene	1305	13	1261	0	104	50-110	0				
Benzo(b)fluoranthene	1336	13	1261	0	106	45-115	0				
Benzo(g,h,i)perylene	1403	13	1261	0	111	40-125	0				
Benzo(k)fluoranthene	1266	13	1261	0	100	45-115	0				
Chrysene	1458	13	1261	0	116	55-110	0			S	
Dibenzo(a,h)anthracene	1308	13	1261	85.26	97	40-125	0				
Fluoranthene	1523	13	1261	0	121	55-115	0			S	
Fluorene	1274	13	1261	0	101	50-110	0				
Indeno(1,2,3-cd)pyrene	1537	13	1261	278.5	99.9	40-120	0				
Naphthalene	1047	13	1261	0	83	40-105	0				
Pyrene	1392	13	1261	0	110	45-125	0				
Surr: 2-Fluorobiphenyl	2399	0	3151	0	76.1	12-100	0				
Surr: 4-Terphenyl-d14	2846	0	3151	0	90.3	25-137	0				
Surr: Nitrobenzene-d5	1572	0	3151	0	49.9	37-107	0				

MSD				Sample ID: 1409628-01A MSD			Units: µg/Kg		Analysis Date: 9/18/2014 03:13 PM		
Client ID:		Run ID: SVMS4_140918A			SeqNo: 2943070		Prep Date: 9/17/2014		DF: 1		
Analyte	Result	PQL	SPK Val	SPK Ref Value	%REC	Control Limit	RPD Ref Value	%RPD	RPD Limit	Qual	
Acenaphthene	1100	13	1298	0	84.7	45-110	1088	1.15	30		
Acenaphthylene	1145	13	1298	0	88.1	45-105	1148	0.33	30		
Anthracene	1411	13	1298	0	109	55-105	1373	2.78	30	S	
Benzo(a)anthracene	1426	13	1298	202.6	94.2	50-110	1371	3.88	30		
Benzo(a)pyrene	1327	13	1298	0	102	50-110	1305	1.65	30		
Benzo(b)fluoranthene	1346	13	1298	0	104	45-115	1336	0.768	30		
Benzo(g,h,i)perylene	1355	13	1298	0	104	40-125	1403	3.44	30		
Benzo(k)fluoranthene	1232	13	1298	0	94.9	45-115	1266	2.67	30		
Chrysene	1513	13	1298	0	116	55-110	1458	3.69	30	S	
Dibenzo(a,h)anthracene	1280	13	1298	85.26	92	40-125	1308	2.23	30		
Fluoranthene	1583	13	1298	0	122	55-115	1523	3.87	30	S	
Fluorene	1316	13	1298	0	101	50-110	1274	3.21	30		
Indeno(1,2,3-cd)pyrene	1518	13	1298	278.5	95.5	40-120	1537	1.23	30		
Naphthalene	1028	13	1298	0	79.1	40-105	1047	1.85	30		
Pyrene	1530	13	1298	0	118	45-125	1392	9.48	30		
Surr: 2-Fluorobiphenyl	2359	0	3246	0	72.7	12-100	2399	1.69	40		
Surr: 4-Terphenyl-d14	3024	0	3246	0	93.2	25-137	2846	6.08	40		
Surr: Nitrobenzene-d5	1573	0	3246	0	48.5	37-107	1572	0.0733	40		

Note: See Qualifiers Page for a list of Qualifiers and their explanation.

Client: HRL Compliance Solutions, Inc
Work Order: 1409739
Project: WPX GV 86-2 Well Blow Out 9.15.14

QC BATCH REPORT

Batch ID: **62855** Instrument ID **SVMS4** Method: **SW846 8270D**

The following samples were analyzed in this batch:

1409739-01B	1409739-02B
-------------	-------------

Note: See Qualifiers Page for a list of Qualifiers and their explanation.

Client: HRL Compliance Solutions, Inc
 Work Order: 1409739
 Project: WPX GV 86-2 Well Blow Out 9.15.14

QC BATCH REPORT

Batch ID: **62817** Instrument ID **VMS6** Method: **SW8260B**

MBLK		Sample ID: MBLK-62817-62817				Units: µg/Kg		Analysis Date: 9/17/2014 04:17 PM		
Client ID:		Run ID: VMS6_140917A			SeqNo: 2940092		Prep Date: 9/16/2014		DF: 1	
Analyte	Result	PQL	SPK Val	SPK Ref Value	%REC	Control Limit	RPD Ref Value	%RPD	RPD Limit	Qual
Benzene	ND	30								
Ethylbenzene	ND	30								
m,p-Xylene	ND	60								
o-Xylene	ND	30								
Toluene	ND	30								
Xylenes, Total	ND	90								
<i>Surr: 1,2-Dichloroethane-d4</i>	<i>949</i>	<i>0</i>	<i>1000</i>	<i>0</i>	<i>94.9</i>	<i>70-130</i>	<i>0</i>			
<i>Surr: 4-Bromofluorobenzene</i>	<i>967</i>	<i>0</i>	<i>1000</i>	<i>0</i>	<i>96.7</i>	<i>70-130</i>	<i>0</i>			
<i>Surr: Dibromofluoromethane</i>	<i>952</i>	<i>0</i>	<i>1000</i>	<i>0</i>	<i>95.2</i>	<i>70-130</i>	<i>0</i>			
<i>Surr: Toluene-d8</i>	<i>912.5</i>	<i>0</i>	<i>1000</i>	<i>0</i>	<i>91.2</i>	<i>70-130</i>	<i>0</i>			

LCS		Sample ID: LCS-62817-62817				Units: µg/Kg		Analysis Date: 9/17/2014 03:00 PM		
Client ID:		Run ID: VMS6_140917A			SeqNo: 2940091		Prep Date: 9/16/2014		DF: 1	
Analyte	Result	PQL	SPK Val	SPK Ref Value	%REC	Control Limit	RPD Ref Value	%RPD	RPD Limit	Qual
Benzene	999	30	1000	0	99.9	75-125	0			
Ethylbenzene	995	30	1000	0	99.5	75-125	0			
m,p-Xylene	2012	60	2000	0	101	80-125	0			
o-Xylene	1001	30	1000	0	100	75-125	0			
Toluene	982.5	30	1000	0	98.2	70-125	0			
Xylenes, Total	3012	90	3000	0	100	75-125	0			
<i>Surr: 1,2-Dichloroethane-d4</i>	<i>947.5</i>	<i>0</i>	<i>1000</i>	<i>0</i>	<i>94.8</i>	<i>70-130</i>	<i>0</i>			
<i>Surr: 4-Bromofluorobenzene</i>	<i>995.5</i>	<i>0</i>	<i>1000</i>	<i>0</i>	<i>99.6</i>	<i>70-130</i>	<i>0</i>			
<i>Surr: Dibromofluoromethane</i>	<i>1012</i>	<i>0</i>	<i>1000</i>	<i>0</i>	<i>101</i>	<i>70-130</i>	<i>0</i>			
<i>Surr: Toluene-d8</i>	<i>936.5</i>	<i>0</i>	<i>1000</i>	<i>0</i>	<i>93.6</i>	<i>70-130</i>	<i>0</i>			

The following samples were analyzed in this batch:

1409739-01A	1409739-02A
-------------	-------------

Note: See Qualifiers Page for a list of Qualifiers and their explanation.

Client: HRL Compliance Solutions, Inc
Work Order: 1409739
Project: WPX GV 86-2 Well Blow Out 9.15.14

QC BATCH REPORT

Batch ID: **62913** Instrument ID **WETCHEM** Method: **USDA H60 Method**

MBLK	Sample ID: WBLKW1-140918-62913				Units: mmhos/cm @25°C		Analysis Date: 9/18/2014 12:45 PM			
Client ID:	Run ID: WETCHEM_140918F			SeqNo: 2940873		Prep Date: 9/18/2014		DF: 1		
Analyte	Result	PQL	SPK Val	SPK Ref Value	%REC	Control Limit	RPD Ref Value	%RPD	RPD Limit	Qual

Electrical Conductivity @ Saturation ND 0.0050

DUP	Sample ID: 1409739-01C DUP				Units: mmhos/cm @25°C		Analysis Date: 9/18/2014 12:45 PM			
Client ID: Sample Point 1	Run ID: WETCHEM_140918F			SeqNo: 2940876		Prep Date: 9/18/2014		DF: 10		
Analyte	Result	PQL	SPK Val	SPK Ref Value	%REC	Control Limit	RPD Ref Value	%RPD	RPD Limit	Qual

Electrical Conductivity @ Saturation 0.358 0.0050 0 0 0 0.344 3.99 50

LCS1	Sample ID: WLCS1W1-140918-62913				Units: mmhos/cm @25°C		Analysis Date: 9/18/2014 12:45 PM			
Client ID:	Run ID: WETCHEM_140918F			SeqNo: 2940874		Prep Date: 9/18/2014		DF: 1		
Analyte	Result	PQL	SPK Val	SPK Ref Value	%REC	Control Limit	RPD Ref Value	%RPD	RPD Limit	Qual

Electrical Conductivity @ Saturation 0.01441 0.0050 0.0149 0 96.7 85-107 0

LCS2	Sample ID: WLCS2W1-140918-62913				Units: mmhos/cm @25°C		Analysis Date: 9/18/2014 12:45 PM			
Client ID:	Run ID: WETCHEM_140918F			SeqNo: 2940878		Prep Date: 9/18/2014		DF: 1		
Analyte	Result	PQL	SPK Val	SPK Ref Value	%REC	Control Limit	RPD Ref Value	%RPD	RPD Limit	Qual

Electrical Conductivity @ Saturation 0.618 0.0050 0.592 0 104 85-107 0

The following samples were analyzed in this batch:

1409739-01C	1409739-02C
-------------	-------------

Note: See Qualifiers Page for a list of Qualifiers and their explanation.

Client: HRL Compliance Solutions, Inc
 Work Order: 1409739
 Project: WPX GV 86-2 Well Blow Out 9.15.14

QC BATCH REPORT

Batch ID: **62951** Instrument ID **WETCHEM** Method: **SW7196A**

MBLK	Sample ID: MBLK-62951-62951				Units: mg/Kg			Analysis Date: 9/18/2014 04:00 PM		
Client ID:	Run ID: WETCHEM_140918K			SeqNo: 2941981		Prep Date: 9/17/2014		DF: 1		
Analyte	Result	PQL	SPK Val	SPK Ref Value	%REC	Control Limit	RPD Ref Value	%RPD	RPD Limit	Qual

Chromium, Hexavalent ND 0.50

LCS	Sample ID: LCS-62951-62951				Units: mg/Kg			Analysis Date: 9/18/2014 04:00 PM		
Client ID:	Run ID: WETCHEM_140918K			SeqNo: 2941980		Prep Date: 9/17/2014		DF: 1		
Analyte	Result	PQL	SPK Val	SPK Ref Value	%REC	Control Limit	RPD Ref Value	%RPD	RPD Limit	Qual

Chromium, Hexavalent 1.72 0.50 2 0 86 80-120 0

MS	Sample ID: 1409667-03A MS				Units: mg/Kg			Analysis Date: 9/18/2014 04:00 PM		
Client ID:	Run ID: WETCHEM_140918K			SeqNo: 2941973		Prep Date: 9/17/2014		DF: 1		
Analyte	Result	PQL	SPK Val	SPK Ref Value	%REC	Control Limit	RPD Ref Value	%RPD	RPD Limit	Qual

Chromium, Hexavalent 1.765 0.50 1.992 0.164 80.4 75-125 0

MS	Sample ID: 1409667-03A MSI				Units: mg/Kg			Analysis Date: 9/18/2014 04:00 PM		
Client ID:	Run ID: WETCHEM_140918K			SeqNo: 2941975		Prep Date: 9/17/2014		DF: 100		
Analyte	Result	PQL	SPK Val	SPK Ref Value	%REC	Control Limit	RPD Ref Value	%RPD	RPD Limit	Qual

Chromium, Hexavalent 1073 49 1018 0.164 105 75-125 0

MSD	Sample ID: 1409667-03A MSD				Units: mg/Kg			Analysis Date: 9/18/2014 04:00 PM		
Client ID:	Run ID: WETCHEM_140918K			SeqNo: 2941974		Prep Date: 9/17/2014		DF: 1		
Analyte	Result	PQL	SPK Val	SPK Ref Value	%REC	Control Limit	RPD Ref Value	%RPD	RPD Limit	Qual

Chromium, Hexavalent 1.652 0.49 1.976 0.164 75.3 75-125 1.765 6.6 20

The following samples were analyzed in this batch: 1409739-01B 1409739-02B

Note: See Qualifiers Page for a list of Qualifiers and their explanation.

Client: HRL Compliance Solutions, Inc
 Work Order: 1409739
 Project: WPX GV 86-2 Well Blow Out 9.15.14

QC BATCH REPORT

Batch ID: **R148385** Instrument ID **MOIST** Method: **A2540 G**

MBLK		Sample ID: WBLKS-R148385				Units: % of sample			Analysis Date: 9/17/2014 10:18 AM		
Client ID:		Run ID: MOIST_140917A				SeqNo: 2940487		Prep Date:		DF: 1	
Analyte	Result	PQL	SPK Val	SPK Ref Value	%REC	Control Limit	RPD Ref Value	%RPD	RPD Limit	Qual	

Moisture ND 0.050

LCS		Sample ID: LCS-R148385				Units: % of sample			Analysis Date: 9/17/2014 10:18 AM		
Client ID:		Run ID: MOIST_140917A				SeqNo: 2940485		Prep Date:		DF: 1	
Analyte	Result	PQL	SPK Val	SPK Ref Value	%REC	Control Limit	RPD Ref Value	%RPD	RPD Limit	Qual	

Moisture 100 0.050 100 0 100 99.5-100.5 0

DUP		Sample ID: 1409631-02A DUP				Units: % of sample			Analysis Date: 9/17/2014 10:18 AM		
Client ID:		Run ID: MOIST_140917A				SeqNo: 2940456		Prep Date:		DF: 1	
Analyte	Result	PQL	SPK Val	SPK Ref Value	%REC	Control Limit	RPD Ref Value	%RPD	RPD Limit	Qual	

Moisture 13.32 0.050 0 0 0 0-0 12.48 6.51 20

DUP		Sample ID: 1409594-01A DUP				Units: % of sample			Analysis Date: 9/17/2014 10:18 AM		
Client ID:		Run ID: MOIST_140917A				SeqNo: 2940481		Prep Date:		DF: 1	
Analyte	Result	PQL	SPK Val	SPK Ref Value	%REC	Control Limit	RPD Ref Value	%RPD	RPD Limit	Qual	

Moisture 22.1 0.050 0 0 0 0-0 22.23 0.587 20

The following samples were analyzed in this batch: 1409739-01B 1409739-02B

Note: See Qualifiers Page for a list of Qualifiers and their explanation.



ALS Laboratory Group

225 Commerce Drive, Fort Collins, Colorado 80524
 TF: (800) 443-1511 PH: (970) 490-1511 FX: (970) 490-1522

Chain-of-Custody

Form 202r8

WORKORDER #	1409739
-------------	---------

PROJECT NAME	WPX GV 86-2 Well	SAMPLER	Reed Wold	DATE	9/15/14	PAGE	1 of 1
PROJECT No.	36w out	SITE ID	GV 86-2	TURNAROUND	3 Day	DISPOSAL	By Lab or Return to Client
COMPANY NAME	HRL Compliance	BILL TO COMPANY	WPX	BTEX/IGRO DRUGS/PAH/Metals SARA/EOLPH			
SEND REPORT TO	Mark Mumby	INVOICE ATTN TO	Karolina Blaney				
ADDRESS	2385 F 1/2 Rd	ADDRESS					
CITY/STATE/ZIP	Grand Junction, CO 81508	CITY/STATE/ZIP					
PHONE	970-243-3271	PHONE					
FAX	970-243-3280	FAX					
E-MAIL	mmumby@hrlcomp.com rwold@hrlcomp.com	E-MAIL					
Lab ID	Field ID	Matrix	Sample Date		Sample Time	# Bottles	Pres.
1	Sample Point 1	SO	9/15/14	11:25	3	8	X X X
2	Sample Point 2	SO	9/15/14	12:35	3	8	X X X

*Time Zone (Circle): EST CST MST PST Matrix: O=oil S=soil NS=non-soil solid W=water L=liquid E=extract F=filter

For metals or anions, please detail analytes below.

Comments:	QC PACKAGE (check below)	
	X	LEVEL II (Standard QC)
		LEVEL III (Std QC + forms)
		LEVEL IV (Std QC + forms + raw data)

3.0% *[Signature]*

Preservative Key: 1-HCl 2-HNO3 3-H2SO4 4-NaOH 5-NaHSO4 7-Other 8-4 degrees C 9-5035

	SIGNATURE	PRINTED NAME	DATE	TIME
RELINQUISHED BY	<i>[Signature]</i>	Reed Wold	9/15/14	2:30
RECEIVED BY	<i>[Signature]</i>	<i>[Signature]</i>	9-15-14	2:30
RELINQUISHED BY	<i>[Signature]</i>	<i>[Signature]</i>	9-15	2:35
RECEIVED BY	<i>[Signature]</i>	Diane E. She	9/16/14	1230
RELINQUISHED BY				
RECEIVED BY				

Sample Receipt Checklist

Client Name: **HRL**

Date/Time Received: **16-Sep-14 12:30**

Work Order: **1409739**

Received by: **DS**

Checklist completed by Diane Shaw 16-Sep-14
eSignature Date

Reviewed by: Ann Preston 16-Sep-14
eSignature Date

Matrices: **Soil**
Carrier name: **FedEx**

Shipping container/cooler in good condition?	Yes <input checked="" type="checkbox"/>	No <input type="checkbox"/>	Not Present <input type="checkbox"/>
Custody seals intact on shipping container/cooler?	Yes <input checked="" type="checkbox"/>	No <input type="checkbox"/>	Not Present <input type="checkbox"/>
Custody seals intact on sample bottles?	Yes <input type="checkbox"/>	No <input type="checkbox"/>	Not Present <input checked="" type="checkbox"/>
Chain of custody present?	Yes <input checked="" type="checkbox"/>	No <input type="checkbox"/>	
Chain of custody signed when relinquished and received?	Yes <input checked="" type="checkbox"/>	No <input type="checkbox"/>	
Chain of custody agrees with sample labels?	Yes <input checked="" type="checkbox"/>	No <input type="checkbox"/>	
Samples in proper container/bottle?	Yes <input checked="" type="checkbox"/>	No <input type="checkbox"/>	
Sample containers intact?	Yes <input checked="" type="checkbox"/>	No <input type="checkbox"/>	
Sufficient sample volume for indicated test?	Yes <input checked="" type="checkbox"/>	No <input type="checkbox"/>	
All samples received within holding time?	Yes <input checked="" type="checkbox"/>	No <input type="checkbox"/>	
Container/Temp Blank temperature in compliance?	Yes <input checked="" type="checkbox"/>	No <input type="checkbox"/>	
Sample(s) received on ice?	Yes <input checked="" type="checkbox"/>	No <input type="checkbox"/>	
Temperature(s)/Thermometer(s):	<input type="text" value="3.0 c"/>		
Cooler(s)/Kit(s):	<input type="text"/>		
Date/Time sample(s) sent to storage:	<input type="text" value="9/16/2014 1:06:34 PM"/>		
Water - VOA vials have zero headspace?	Yes <input type="checkbox"/>	No <input type="checkbox"/>	No VOA vials submitted <input checked="" type="checkbox"/>
Water - pH acceptable upon receipt?	Yes <input type="checkbox"/>	No <input type="checkbox"/>	N/A <input checked="" type="checkbox"/>
pH adjusted?	Yes <input type="checkbox"/>	No <input type="checkbox"/>	N/A <input checked="" type="checkbox"/>
pH adjusted by:	<input type="text"/>		

Login Notes:

Client Contacted: Date Contacted: Person Contacted:

Contacted By: Regarding:

Comments:

CorrectiveAction:

From: (016) 399-6070
Sample Receiving
ALS Laboratory Group
3352 128th Avenue
Holland, MI 49424

Origin ID: HLMA




Ship Date: 13SEP14
ActWgt: 64.0 LB
CAD: 2264840/NET3550
Dims: 24 X 15 X 15 IN

SHIP TO: (016) 399-6070
sample receiving
ALS Laboratory Group
3352 128TH AVE

HOLLAND, MI 49424

BILL SENDER

Delivery Address Bar Code





Ref # 001514-1
Invoice #
PO # Parachute
Dept #

TUE - 16 SEP 10:30A
PRIORITY OVERNIGHT

TRK# 7711 6379 0279
6261

68 HLMA

49424
MI-US
GRR



52201K0848AC0

After printing this label:

1. Use the "Print" button on this page to print your label to your laser or inkjet printer.
2. Fold the printed page along the horizontal line.
3. Place label in shipping pouch and affix it to your shipment so that the barcode portion of the label can be read and scanned.

Warning: Use only the printed original label for shipping. Using a photocopy of this label for shipping purposes is fraudulent and could result in additional billing charges, along with the cancellation of your FedEx account number.

Use of this system constitutes your agreement to the service conditions in the current FedEx Service Guide, available on fedex.com. FedEx will not be responsible for any claim in excess of \$100 per package, whether the result of loss, damage, delay, non-delivery, misdelivery, or misinformation, unless you declare a higher value, pay an additional charge, document your actual loss and file a timely claim. Limitations found in the current FedEx Service Guide apply. Your right to recover from FedEx for any loss, including intrinsic value of the package, loss of sales, income interest, profit, attorney's fees, costs, and other forms of damage whether direct, incidental, consequential, or special is limited to the greater of \$100 or the authorized declared value. Recovery cannot exceed actual documented loss. Maximum for items of extraordinary value is \$1,000, e.g. jewelry, precious metals, negotiable instruments and other items listed in our Service Guide. Written claims must be filed within strict time limits, see current FedEx Service Guide.

ALS Parachute Custody Seal
 DATE 9-15-14 Time 11:06
 Name MM



02-Oct-2014

Mark Mumby
HRL Compliance Solutions, Inc
2385 F 1/2 Road
Grand Junction, CO 81505

Re: **WPX GV 86-2 Mud Spill 9.29.14**

Work Order: **14091442**

Dear Mark,

ALS Environmental received 1 sample on 30-Sep-2014 10:00 AM for the analyses presented in the following report.

The analytical data provided relates directly to the samples received by ALS Environmental and for only the analyses requested.

Sample results are compliant with NELAP standard requirements and QC results achieved laboratory specifications. Any exceptions are noted in the Case Narrative, or noted with qualifiers in the report or QC batch information. Should this laboratory report need to be reproduced, it should be reproduced in full unless written approval has been obtained from ALS Environmental. Samples will be disposed in 30 days unless storage arrangements are made.

The total number of pages in this report is 11.

If you have any questions regarding this report, please feel free to contact me.

Sincerely,

A handwritten signature in cursive script that reads "Ann Preston".

Electronically approved by: Ann Preston

Ann Preston
Project Manager



Certificate No: MN 532786

Report of Laboratory Analysis

ADDRESS 3352 128th Avenue Holland, Michigan 49424-9263 | PHONE (616) 399-6070 | FAX (616) 399-6185

ALS GROUP USA, CORP Part of the ALS Laboratory Group A Campbell Brothers Limited Company

Environmental ALS Environmental logo icon consisting of a stylized green and blue shape.

www.alsglobal.com

RIGHT SOLUTIONS RIGHT PARTNER

Client: HRL Compliance Solutions, Inc
Project: WPX GV 86-2 Mud Spill 9.29.14
Work Order: 14091442

Work Order Sample Summary

<u>Lab Samp ID</u>	<u>Client Sample ID</u>	<u>Matrix</u>	<u>Tag Number</u>	<u>Collection Date</u>	<u>Date Received</u>	<u>Hold</u>
14091442-01	Point 1	Soil		9/29/2014 14:15	9/30/2014 10:00	<input type="checkbox"/>

Client: HRL Compliance Solutions, Inc
Project: WPX GV 86-2 Mud Spill 9.29.14
Work Order: 14091442

Case Narrative

Batch 63361 MS/MSD data for DRO is not related to this project's samples. No data requires qualification.

Batch 63434 MS/MSD data for GRO is not related to this project's samples. No data requires qualification.

Client: HRL Compliance Solutions, Inc
Project: WPX GV 86-2 Mud Spill 9.29.14
WorkOrder: 14091442

**QUALIFIERS,
ACRONYMS, UNITS**

<u>Qualifier</u>	<u>Description</u>
*	Value exceeds Regulatory Limit
a	Not accredited
B	Analyte detected in the associated Method Blank above the Reporting Limit
E	Value above quantitation range
H	Analyzed outside of Holding Time
J	Analyte is present at an estimated concentration between the MDL and Report Limit
n	Not offered for accreditation
ND	Not Detected at the Reporting Limit
O	Sample amount is > 4 times amount spiked
P	Dual Column results percent difference > 40%
R	RPD above laboratory control limit
S	Spike Recovery outside laboratory control limits
U	Analyzed but not detected above the MDL

<u>Acronym</u>	<u>Description</u>
DUP	Method Duplicate
LCS	Laboratory Control Sample
LCS D	Laboratory Control Sample Duplicate
LOD	Limit of Detection (see MDL)
LOQ	Limit of Quantitation (see PQL)
MBLK	Method Blank
MDL	Method Detection Limit
MS	Matrix Spike
MSD	Matrix Spike Duplicate
PQL	Practical Quantitation Limit
RPD	Relative Percent Difference
TDL	Target Detection Limit
TNTC	Too Numerous To Count
A	APHA Standard Methods
D	ASTM
E	EPA
SW	SW-846 Update III

<u>Units Reported</u>	<u>Description</u>
% of sample	Percent of Sample
mg/Kg-dry	Milligrams per Kilogram Dry Weight

ALS Group USA, Corp

Date: 02-Oct-14

Client: HRL Compliance Solutions, Inc
 Project: WPX GV 86-2 Mud Spill 9.29.14
 Sample ID: Point 1
 Collection Date: 9/29/2014 02:15 PM

Work Order: 14091442
 Lab ID: 14091442-01
 Matrix: SOIL

Analyses	Result	Qual	Report Limit	Units	Dilution Factor	Date Analyzed
DIESEL RANGE ORGANICS BY GC-FID			SW8015M		Prep: SW3541 / 9/30/14	Analyst: IT
DRO (C10-C28)	27		4.8	mg/Kg-dry	1	9/30/2014 07:40 PM
<i>Surr: 4-Terphenyl-d14</i>	<i>61.3</i>		<i>39-133</i>	<i>%REC</i>	1	9/30/2014 07:40 PM
GASOLINE RANGE ORGANICS BY GC-FID			SW8015		Prep: SW5035 / 10/1/14	Analyst: IT
GRO (C6-C10)	ND		2.9	mg/Kg-dry	1	10/2/2014 01:55 AM
<i>Surr: Toluene-d8</i>	<i>111</i>		<i>50-150</i>	<i>%REC</i>	1	10/2/2014 01:55 AM
MOISTURE			A2540 G			Analyst: RLM
Moisture	14		0.050	% of sample	1	10/1/2014 08:05 PM

Note: See Qualifiers page for a list of qualifiers and their definitions.

Client: HRL Compliance Solutions, Inc
Work Order: 14091442
Project: WPX GV 86-2 Mud Spill 9.29.14

QC BATCH REPORT

Batch ID: **63361** Instrument ID **GC8** Method: **SW8015M**

MBLK		Sample ID: DBLKS1-63361-63361				Units: mg/Kg		Analysis Date: 9/30/2014 05:22 PM			
Client ID:		Run ID: GC8_140930A		SeqNo: 2960385		Prep Date: 9/30/2014		DF: 1			
Analyte	Result	PQL	SPK Val	SPK Ref Value	%REC	Control Limit	RPD Ref Value	%RPD	RPD Limit	Qual	
DRO (C10-C28)	ND	4.2									
<i>Surr: 4-Terphenyl-d14</i>	1.298	0	1.667	0	77.9	39-133	0				

LCS		Sample ID: DLCSS1-63361-63361				Units: mg/Kg		Analysis Date: 9/30/2014 05:50 PM			
Client ID:		Run ID: GC8_140930A		SeqNo: 2960386		Prep Date: 9/30/2014		DF: 1			
Analyte	Result	PQL	SPK Val	SPK Ref Value	%REC	Control Limit	RPD Ref Value	%RPD	RPD Limit	Qual	
DRO (C10-C28)	169.5	4.2	166.7	0	102	61-109	0				
<i>Surr: 4-Terphenyl-d14</i>	1.002	0	1.667	0	60.1	39-133	0				

MS		Sample ID: 14091418-01A MS				Units: mg/Kg		Analysis Date: 9/30/2014 06:18 PM			
Client ID:		Run ID: GC8_140930A		SeqNo: 2960387		Prep Date: 9/30/2014		DF: 5			
Analyte	Result	PQL	SPK Val	SPK Ref Value	%REC	Control Limit	RPD Ref Value	%RPD	RPD Limit	Qual	
DRO (C10-C28)	4404	41	326.5	3971	133	48-110	0			SO	
<i>Surr: 4-Terphenyl-d14</i>	9.354	0	3.265	0	286	39-133	0			S	

MSD		Sample ID: 14091418-01A MSD				Units: mg/Kg		Analysis Date: 9/30/2014 06:45 PM			
Client ID:		Run ID: GC8_140930A		SeqNo: 2960388		Prep Date: 9/30/2014		DF: 5			
Analyte	Result	PQL	SPK Val	SPK Ref Value	%REC	Control Limit	RPD Ref Value	%RPD	RPD Limit	Qual	
DRO (C10-C28)	4226	42	332.8	3971	76.6	48-110	4404	4.13	30	O	
<i>Surr: 4-Terphenyl-d14</i>	8.753	0	3.328	0	263	39-133	9.354	6.64	30	S	

The following samples were analyzed in this batch: | 14091442-01A |

Client: HRL Compliance Solutions, Inc
 Work Order: 14091442
 Project: WPX GV 86-2 Mud Spill 9.29.14

QC BATCH REPORT

Batch ID: **63434** Instrument ID **GC9** Method: **SW8015**

MBLK		Sample ID: MBLK-63434-63434				Units: µg/Kg		Analysis Date: 10/1/2014 08:48 PM		
Client ID:		Run ID: GC9_141001A				SeqNo: 2962136		Prep Date: 10/1/2014		DF: 1
Analyte	Result	PQL	SPK Val	SPK Ref Value	%REC	Control Limit	RPD Ref Value	%RPD	RPD Limit	Qual
GRO (C6-C10)	ND	2,500								
<i>Surr: Toluene-d8</i>	5010	0	5000	0	100	50-150	0			

LCS		Sample ID: LCS-63434-63434				Units: µg/Kg		Analysis Date: 10/1/2014 08:23 PM		
Client ID:		Run ID: GC9_141001A				SeqNo: 2962135		Prep Date: 10/1/2014		DF: 1
Analyte	Result	PQL	SPK Val	SPK Ref Value	%REC	Control Limit	RPD Ref Value	%RPD	RPD Limit	Qual
GRO (C6-C10)	563400	2,500	500000	0	113	70-130	0			
<i>Surr: Toluene-d8</i>	6625	0	5000	0	132	50-150	0			

MS		Sample ID: 14091451-01A MS				Units: µg/Kg		Analysis Date: 10/2/2014 05:24 AM		
Client ID:		Run ID: GC9_141001A				SeqNo: 2962152		Prep Date: 10/1/2014		DF: 1
Analyte	Result	PQL	SPK Val	SPK Ref Value	%REC	Control Limit	RPD Ref Value	%RPD	RPD Limit	Qual
GRO (C6-C10)	753100	2,500	500000	35180	144	70-130	0			S
<i>Surr: Toluene-d8</i>	5098	0	5000	0	102	50-150	0			

MSD		Sample ID: 14091451-01A MSD				Units: µg/Kg		Analysis Date: 10/2/2014 05:49 AM		
Client ID:		Run ID: GC9_141001A				SeqNo: 2962153		Prep Date: 10/1/2014		DF: 1
Analyte	Result	PQL	SPK Val	SPK Ref Value	%REC	Control Limit	RPD Ref Value	%RPD	RPD Limit	Qual
GRO (C6-C10)	749500	2,500	500000	35180	143	70-130	753100	0.483	30	S
<i>Surr: Toluene-d8</i>	5201	0	5000	0	104	50-150	5098	1.99	30	

The following samples were analyzed in this batch:

Client: HRL Compliance Solutions, Inc
Work Order: 14091442
Project: WPX GV 86-2 Mud Spill 9.29.14

QC BATCH REPORT

Batch ID: **R149436** Instrument ID **MOIST** Method: **A2540 G**

MBLK	Sample ID: WBLKS-R149436				Units: % of sample			Analysis Date: 10/1/2014 08:05 PM		
Client ID:	Run ID: MOIST_141001D			SeqNo: 2963355		Prep Date:		DF: 1		
Analyte	Result	PQL	SPK Val	SPK Ref Value	%REC	Control Limit	RPD Ref Value	%RPD	RPD Limit	Qual

Moisture ND 0.050

LCS	Sample ID: LCS-R149436				Units: % of sample			Analysis Date: 10/1/2014 08:05 PM		
Client ID:	Run ID: MOIST_141001D			SeqNo: 2963353		Prep Date:		DF: 1		
Analyte	Result	PQL	SPK Val	SPK Ref Value	%REC	Control Limit	RPD Ref Value	%RPD	RPD Limit	Qual

Moisture 100 0.050 100 0 100 99.5-100.5 0

DUP	Sample ID: 14091387-01A DUP				Units: % of sample			Analysis Date: 10/1/2014 08:05 PM		
Client ID:	Run ID: MOIST_141001D			SeqNo: 2963296		Prep Date:		DF: 1		
Analyte	Result	PQL	SPK Val	SPK Ref Value	%REC	Control Limit	RPD Ref Value	%RPD	RPD Limit	Qual

Moisture 19.43 0.050 0 0 0 0-0 18.58 4.47 20

DUP	Sample ID: 14091437-37B DUP				Units: % of sample			Analysis Date: 10/1/2014 08:05 PM		
Client ID:	Run ID: MOIST_141001D			SeqNo: 2963310		Prep Date:		DF: 1		
Analyte	Result	PQL	SPK Val	SPK Ref Value	%REC	Control Limit	RPD Ref Value	%RPD	RPD Limit	Qual

Moisture 12.88 0.050 0 0 0 0-0 12.41 3.72 20

The following samples were analyzed in this batch: 14091442-01A

Note: See Qualifiers Page for a list of Qualifiers and their explanation.



ALS Laboratory Group

225 Commerce Drive, Fort Collins, Colorado 80524
 TF: (800) 443-1511 PH: (970) 490-1511 FX: (970) 490-1522

Chain-of-Custody


Form 2028

WORKORDER	14091442
-----------	----------

PROJECT NAME	WPX GV 86-2 Mud Spill	SAMPLER	Read Wold	DATE	9/29/14	PAGE	1 of 1
PROJECT No.		SITE ID	GV 86-2	TURNAROUND	2 Day	DISPOSAL	By Lab or Return to Client
COMPANY NAME	HRL Compliance	EDD FORMAT		Muller			
SEND REPORT TO	Mark Mumby	PURCHASE ORDER					
ADDRESS	2385 F 1/2 Rd	BILL TO COMPANY	WPX				
CITY / STATE / ZIP	Grand Junction, CO 81506	INVOICE ATTN TO	Karolina Blaney				
PHONE	970-243-3271	ADDRESS	1058 Co Rd 215				
FAX	970-243-3280	CITY / STATE / ZIP	Parachute CO 81635				
E-MAIL	mmumby@hrlcomp.com rwold@hrlcomp.com	PHONE	970-883-2285				
		FAX					
		E-MAIL	Karolina.blaney@wpxenergy.com				
Lab ID	Field ID	Matrix	Sample Date	Sample Time	Bottles	Freq.	QC
01	Point 1	SO	9/29/14	2:15	1	8	X

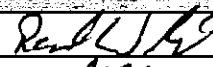

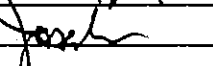

*Time Zone (Circle): EST CST MST PST Matrix: O=oil S=soil NS=non-soil solid W=water L=liquid E=extract F=filter

For metals or anions, please detail analytes below.

Comments: 

3.4c

QC PACKAGE (check below)	
X	LEVEL II (Standard QC)
	LEVEL III (Std QC + forms)
	LEVEL IV (Std QC + forms + raw data)

	SIGNATURE	PRINTED NAME	DATE	TIME
RELINQUISHED BY		Read Wold	9/29/14	3:20
RECEIVED BY		MJM	9/29/14	3:00
RELINQUISHED BY		MJM	9/29/14	5:00
RECEIVED BY		J. RIBAR	9/30/14	1:00
RELINQUISHED BY				
RECEIVED BY				

Preservative Key: 1-HCl 2-HNO3 3-H2SO4 4-NaOH 5-NaHSO4 7-Other 8-4 degrees C 9-5035

Sample Receipt Checklist

Client Name: **HRL**

Date/Time Received: **30-Sep-14 10:00**

Work Order: **14091442**

Received by: **JR**

Checklist completed by Joseph Rebar 30-Sep-14
eSignature Date

Reviewed by: Ann Preston 01-Oct-14
eSignature Date

Matrices: soil
Carrier name: FedEx

Shipping container/cooler in good condition?	Yes <input checked="" type="checkbox"/>	No <input type="checkbox"/>	Not Present <input type="checkbox"/>
Custody seals intact on shipping container/cooler?	Yes <input checked="" type="checkbox"/>	No <input type="checkbox"/>	Not Present <input type="checkbox"/>
Custody seals intact on sample bottles?	Yes <input type="checkbox"/>	No <input type="checkbox"/>	Not Present <input checked="" type="checkbox"/>
Chain of custody present?	Yes <input checked="" type="checkbox"/>	No <input type="checkbox"/>	
Chain of custody signed when relinquished and received?	Yes <input checked="" type="checkbox"/>	No <input type="checkbox"/>	
Chain of custody agrees with sample labels?	Yes <input checked="" type="checkbox"/>	No <input type="checkbox"/>	
Samples in proper container/bottle?	Yes <input checked="" type="checkbox"/>	No <input type="checkbox"/>	
Sample containers intact?	Yes <input checked="" type="checkbox"/>	No <input type="checkbox"/>	
Sufficient sample volume for indicated test?	Yes <input checked="" type="checkbox"/>	No <input type="checkbox"/>	
All samples received within holding time?	Yes <input checked="" type="checkbox"/>	No <input type="checkbox"/>	
Container/Temp Blank temperature in compliance?	Yes <input checked="" type="checkbox"/>	No <input type="checkbox"/>	
Sample(s) received on ice?	Yes <input checked="" type="checkbox"/>	No <input type="checkbox"/>	
Temperature(s)/Thermometer(s):	<input type="text" value="3.4C"/>		
Cooler(s)/Kit(s):	<input type="text"/>		
Date/Time sample(s) sent to storage:	<input type="text" value="9/30/2014 11:18:40 AM"/>		
Water - VOA vials have zero headspace?	Yes <input type="checkbox"/>	No <input type="checkbox"/>	No VOA vials submitted <input checked="" type="checkbox"/>
Water - pH acceptable upon receipt?	Yes <input checked="" type="checkbox"/>	No <input type="checkbox"/>	N/A <input type="checkbox"/>
pH adjusted?	Yes <input type="checkbox"/>	No <input checked="" type="checkbox"/>	N/A <input type="checkbox"/>
pH adjusted by:	<input type="text"/>		

Login Notes:

Client Contacted: Date Contacted: Person Contacted:

Contacted By: Regarding:

Comments:

CorrectiveAction:

From: (616) 399-8070
Nick Martinez
ALS Environmental
127 E. 1st Street
PARACHUTE, CO 81835

Origin ID: RILA



Ship Date: 28SEP14
ActWgt: 2.0 LB
CAD: 2284840/NET3550
Dims: 12 X 9 X 6 IN

Delivery Address Bar Code



SHIP TO: (616) 399-8070
sample receiving
ALS Laboratory Group
3352 128TH AVE
HOLLAND, MI 49424

BILL SENDER

Ref # 092814-1
Invoice #
PO # Parachute
Dept #

1 of 3

TUE - 30 SEP 10:30A
PRIORITY OVERNIGHT

TRK#: 7713 2111 5984

9281



MASTER

49424

MI-US

GRR

XX HLMA



S22S1DFE48AC3

After printing this label:

1. Use the 'Print' button on this page to print your label to your laser or inkjet printer.
2. Fold the printed page along the horizontal line.
3. Place label in shipping pouch and affix it to your shipment so that the barcode portion of the label can be read and scanned.

Warning: Use only the printed original label for shipping. Using a photocopy of this label for shipping purposes is fraudulent and could result in additional billing charges, along with the cancellation of your FedEx account number.

Use of this system constitutes your agreement to the service conditions in the current FedEx Service Guide, available on fedex.com. FedEx will not be responsible for any claim in excess of \$100 per package, whether the result of loss, damage, delay, non-delivery, misdelivery, or misinformation, unless you declare a higher value, pay an additional charge, document your actual loss and file a timely claim. Limitations found in the current FedEx Service Guide apply. Your right to recover from FedEx for any loss, including intrinsic value of the package, loss of sales, income interest, profit, attorney's fees, costs, and other forms of damage whether direct, incidental, consequential, or special is limited to the greater of \$100 or the authorized declared value. Recovery cannot exceed actual documented loss. Maximum for items of extraordinary value is \$1,000, e.g. jewelry, precious metals, negotiable instruments and other items listed in our ServiceGuide. Written claims must be filed within strict time limits, see current FedEx Service Guide.



16-Jun-2014

Mark Mumby
HRL Compliance Solutions, Inc
2385 F 1/2 Road
Grand Junction, CO 81505

Re: **WPX GV 86-2 Confirmation Points 6.5.14**

Work Order: **1406319**

Dear Mark,

ALS Environmental received 3 samples on 06-Jun-2014 09:30 AM for the analyses presented in the following report.

The analytical data provided relates directly to the samples received by ALS Environmental and for only the analyses requested.

Sample results are compliant with NELAP standard requirements and QC results achieved laboratory specifications. Any exceptions are noted in the Case Narrative, or noted with qualifiers in the report or QC batch information. Should this laboratory report need to be reproduced, it should be reproduced in full unless written approval has been obtained from ALS Environmental. Samples will be disposed in 30 days unless storage arrangements are made.

The total number of pages in this report is 31.

If you have any questions regarding this report, please feel free to contact me.

Sincerely,

A handwritten signature in cursive script that reads "Ann Preston".

Electronically approved by: Ann Preston

Ann Preston
Project Manager



Certificate No: MN 532786

Report of Laboratory Analysis

ADDRESS 3352 128th Avenue Holland, Michigan 49424-9263 | PHONE (616) 399-6070 | FAX (616) 399-6185

ALS GROUP USA, CORP Part of the ALS Laboratory Group A Campbell Brothers Limited Company

Environmental ALS Environmental logo icon consisting of a stylized green leaf or flame shape.

www.alsglobal.com

RIGHT SOLUTIONS RIGHT PARTNER

Client: HRL Compliance Solutions, Inc
Project: WPX GV 86-2 Confirmation Points 6.5.14
Work Order: 1406319

Work Order Sample Summary

<u>Lab Samp ID</u>	<u>Client Sample ID</u>	<u>Matrix</u>	<u>Tag Number</u>	<u>Collection Date</u>	<u>Date Received</u>	<u>Hold</u>
1406319-01	GV 86-2 Confirmation Point 1	Soil		6/5/2014 12:30	6/6/2014 09:30	<input type="checkbox"/>
1406319-02	GV 86-2 Confirmation Point 2	Soil		6/5/2014 12:40	6/6/2014 09:30	<input type="checkbox"/>
1406319-03	GV 86-2 Confirmation Point 3	Soil		6/5/2014 12:50	6/6/2014 09:30	<input type="checkbox"/>

Client: HRL Compliance Solutions, Inc
Project: WPX GV 86-2 Confirmation Points 6.5.14
Work Order: 1406319

Case Narrative

Batch 59434 MS/MSD data for GRO is not related to this project's samples. No data requires qualification.

Batch 59494 sample GV 86-2 Confirmation Point 1 MS/MSD recoveries for Barium and MSD recovery for Zinc were above control limits, however, the results in the parent sample were greater than 4x the spiked amount. No qualification is required for Barium and Zinc.

Batch 59501 sample GV 86-2 Confirmation Point 1 MS/MSD recoveries for Hexavalent Chromium were below control limits. The corresponding reporting limit in the parent sample should be considered estimated for Hexavalent Chromium.

<u>Qualifier</u>	<u>Description</u>
*	Value exceeds Regulatory Limit
a	Not accredited
B	Analyte detected in the associated Method Blank above the Reporting Limit
E	Value above quantitation range
H	Analyzed outside of Holding Time
J	Analyte is present at an estimated concentration between the MDL and Report Limit
n	Not offered for accreditation
ND	Not Detected at the Reporting Limit
O	Sample amount is > 4 times amount spiked
P	Dual Column results percent difference > 40%
R	RPD above laboratory control limit
S	Spike Recovery outside laboratory control limits
U	Analyzed but not detected above the MDL

<u>Acronym</u>	<u>Description</u>
DUP	Method Duplicate
LCS	Laboratory Control Sample
LCSD	Laboratory Control Sample Duplicate
LOD	Limit of Detection (see MDL)
LOQ	Limit of Quantitation (see PQL)
MBLK	Method Blank
MDL	Method Detection Limit
MS	Matrix Spike
MSD	Matrix Spike Duplicate
PQL	Practical Quantitation Limit
RPD	Relative Percent Difference
TDL	Target Detection Limit
TNTC	Too Numerous To Count
A	APHA Standard Methods
D	ASTM
E	EPA
SW	SW-846 Update III

<u>Units Reported</u>	<u>Description</u>
% of sample	Percent of Sample
µg/Kg-dry	Micrograms per Kilogram Dry Weight
mg/Kg-dry	Milligrams per Kilogram Dry Weight
mg/L	Milligrams per Liter
mmhos/cm @25°C	Millimhos-Centimeter at 25 Degrees Celcius
none	
s.u.	Standard Units

ALS Group USA, Corp

Date: 16-Jun-14

Client: HRL Compliance Solutions, Inc
Project: WPX GV 86-2 Confirmation Points 6.5.14
Sample ID: GV 86-2 Confirmation Point 1
Collection Date: 6/5/2014 12:30 PM

Work Order: 1406319
Lab ID: 1406319-01
Matrix: SOIL

Analyses	Result	Qual	Report Limit	Units	Dilution Factor	Date Analyzed
DIESEL RANGE ORGANICS BY GC-FID			SW8015M		Prep: SW3541 / 6/9/14	Analyst: IT
DRO (C10-C28)	20		4.4	mg/Kg-dry	1	6/11/2014 07:02 AM
<i>Surr: 4-Terphenyl-d14</i>	<i>80.1</i>		<i>39-133</i>	<i>%REC</i>	1	6/11/2014 07:02 AM
GASOLINE RANGE ORGANICS BY GC-FID			SW8015		Prep: SW5035 / 6/6/14	Analyst: IT
GRO (C6-C10)	ND		2.7	mg/Kg-dry	1	6/10/2014 10:30 PM
<i>Surr: Toluene-d8</i>	<i>112</i>		<i>50-150</i>	<i>%REC</i>	1	6/10/2014 10:30 PM
MERCURY BY CVAA			SW7471		Prep: SW7471 / 6/10/14	Analyst: LR
Mercury	0.020		0.015	mg/Kg-dry	1	6/10/2014 06:43 PM
METALS BY ICP-MS			SW6020A		Prep: SW3050B / 6/9/14	Analyst: ML
Arsenic	5.8		2.1	mg/Kg-dry	5	6/11/2014 08:46 AM
Barium	370		2.1	mg/Kg-dry	5	6/11/2014 08:46 AM
Cadmium	ND		0.85	mg/Kg-dry	5	6/11/2014 08:46 AM
Chromium	17		2.1	mg/Kg-dry	5	6/11/2014 08:46 AM
Copper	13		2.1	mg/Kg-dry	5	6/11/2014 08:46 AM
Lead	13		2.1	mg/Kg-dry	5	6/11/2014 08:46 AM
Nickel	16		2.1	mg/Kg-dry	5	6/11/2014 08:46 AM
Selenium	2.7		2.1	mg/Kg-dry	5	6/11/2014 08:46 AM
Silver	ND		2.1	mg/Kg-dry	5	6/11/2014 08:46 AM
Zinc	42		4.3	mg/Kg-dry	5	6/11/2014 08:46 AM
SOLUBLE CATIONS FOR SAR			SW6020A		Prep: USDA Method 20B / 6/10/14	Analyst: ML
Calcium	91		10	mg/L	20	6/13/2014 01:55 PM
Magnesium	20		4.0	mg/L	20	6/14/2014 11:53 AM
Sodium	110		4.0	mg/L	20	6/14/2014 11:53 AM
SODIUM ADSORPTION RATIO			USDA H60 METHO		Prep: USDA Method 20B / 6/10/14	Analyst: ML
Sodium Adsorption Ratio	2.8		0.010	none	1	6/13/2014
SEMI-VOLATILE ORGANIC COMPOUNDS			SW8270		Prep: SW3541 / 6/8/14	Analyst: RM
Acenaphthene	ND		7.1	µg/Kg-dry	1	6/9/2014 07:34 PM
Acenaphthylene	ND		7.1	µg/Kg-dry	1	6/9/2014 07:34 PM
Anthracene	ND		7.1	µg/Kg-dry	1	6/9/2014 07:34 PM
Benzo(a)anthracene	ND		7.1	µg/Kg-dry	1	6/9/2014 07:34 PM
Benzo(a)pyrene	ND		7.1	µg/Kg-dry	1	6/9/2014 07:34 PM
Benzo(b)fluoranthene	ND		7.1	µg/Kg-dry	1	6/9/2014 07:34 PM
Benzo(g,h,i)perylene	ND		7.1	µg/Kg-dry	1	6/9/2014 07:34 PM
Benzo(k)fluoranthene	ND		7.1	µg/Kg-dry	1	6/9/2014 07:34 PM
Chrysene	ND		7.1	µg/Kg-dry	1	6/9/2014 07:34 PM

Note: See Qualifiers page for a list of qualifiers and their definitions.

ALS Group USA, Corp

Date: 16-Jun-14

Client: HRL Compliance Solutions, Inc
Project: WPX GV 86-2 Confirmation Points 6.5.14
Sample ID: GV 86-2 Confirmation Point 1
Collection Date: 6/5/2014 12:30 PM

Work Order: 1406319
Lab ID: 1406319-01
Matrix: SOIL

Analyses	Result	Qual	Report Limit	Units	Dilution Factor	Date Analyzed
Dibenzo(a,h)anthracene	ND		7.1	µg/Kg-dry	1	6/9/2014 07:34 PM
Fluoranthene	ND		7.1	µg/Kg-dry	1	6/9/2014 07:34 PM
Fluorene	ND		7.1	µg/Kg-dry	1	6/9/2014 07:34 PM
Indeno(1,2,3-cd)pyrene	ND		7.1	µg/Kg-dry	1	6/9/2014 07:34 PM
Naphthalene	ND		7.1	µg/Kg-dry	1	6/9/2014 07:34 PM
Pyrene	ND		7.1	µg/Kg-dry	1	6/9/2014 07:34 PM
Surr: 2-Fluorobiphenyl	64.2		12-100	%REC	1	6/9/2014 07:34 PM
Surr: 4-Terphenyl-d14	90.7		25-137	%REC	1	6/9/2014 07:34 PM
Surr: Nitrobenzene-d5	56.5		37-107	%REC	1	6/9/2014 07:34 PM
VOLATILE ORGANIC COMPOUNDS			SW8260B		Prep: SW5035 / 6/6/14	Analyst: AK
Benzene	ND		33	µg/Kg-dry	1	6/9/2014 12:23 PM
Ethylbenzene	ND		33	µg/Kg-dry	1	6/9/2014 12:23 PM
m,p-Xylene	ND		65	µg/Kg-dry	1	6/9/2014 12:23 PM
o-Xylene	ND		33	µg/Kg-dry	1	6/9/2014 12:23 PM
Toluene	ND		33	µg/Kg-dry	1	6/9/2014 12:23 PM
Xylenes, Total	ND		98	µg/Kg-dry	1	6/9/2014 12:23 PM
Surr: 1,2-Dichloroethane-d4	86.8		70-130	%REC	1	6/9/2014 12:23 PM
Surr: 4-Bromofluorobenzene	97.4		70-130	%REC	1	6/9/2014 12:23 PM
Surr: Dibromofluoromethane	93.6		70-130	%REC	1	6/9/2014 12:23 PM
Surr: Toluene-d8	88.8		70-130	%REC	1	6/9/2014 12:23 PM
ELECTRICAL CONDUCTIVITY (SAR)			USDA H60 METHO		Prep: USDA Method 20B / 6/10/14	Analyst: MELB
Electrical Conductivity @ Saturation	0.93		0.050	mmhos/cm @25	10	6/10/2014 05:00 PM
CHROMIUM, TRIVALENT			CALCULATION			Analyst: JJG
Chromium, Trivalent	17		0.54	mg/Kg-dry	1	6/12/2014 08:26 AM
CHROMIUM, HEXAVALENT			SW7196A		Prep: SW3060A / 6/9/14	Analyst: JJ
Chromium, Hexavalent	ND		0.54	mg/Kg-dry	1	6/10/2014 07:45 PM
MOISTURE			A2540 G			Analyst: TM
Moisture	8.1		0.050	% of sample	1	6/6/2014 04:44 PM
PH			SW9045D		Prep: EXTRACT / 6/10/14	Analyst: AT
pH	7.8			s.u.	1	6/10/2014 05:00 PM

Note: See Qualifiers page for a list of qualifiers and their definitions.

ALS Group USA, Corp

Date: 16-Jun-14

Client: HRL Compliance Solutions, Inc
Project: WPX GV 86-2 Confirmation Points 6.5.14
Sample ID: GV 86-2 Confirmation Point 2
Collection Date: 6/5/2014 12:40 PM

Work Order: 1406319
Lab ID: 1406319-02
Matrix: SOIL

Analyses	Result	Qual	Report Limit	Units	Dilution Factor	Date Analyzed
DIESEL RANGE ORGANICS BY GC-FID			SW8015M		Prep: SW3541 / 6/9/14	Analyst: IT
DRO (C10-C28)	23		4.6	mg/Kg-dry	1	6/11/2014 06:32 AM
<i>Surr: 4-Terphenyl-d14</i>	<i>82.0</i>		<i>39-133</i>	<i>%REC</i>	1	6/11/2014 06:32 AM
GASOLINE RANGE ORGANICS BY GC-FID			SW8015		Prep: SW5035 / 6/6/14	Analyst: IT
GRO (C6-C10)	ND		2.8	mg/Kg-dry	1	6/10/2014 10:54 PM
<i>Surr: Toluene-d8</i>	<i>107</i>		<i>50-150</i>	<i>%REC</i>	1	6/10/2014 10:54 PM
MERCURY BY CVAA			SW7471		Prep: SW7471 / 6/10/14	Analyst: LR
Mercury	0.019		0.017	mg/Kg-dry	1	6/10/2014 06:46 PM
METALS BY ICP-MS			SW6020A		Prep: SW3050B / 6/9/14	Analyst: ML
Arsenic	5.9		2.0	mg/Kg-dry	5	6/11/2014 09:10 AM
Barium	520		2.0	mg/Kg-dry	5	6/11/2014 09:10 AM
Cadmium	ND		0.79	mg/Kg-dry	5	6/11/2014 09:10 AM
Chromium	17		2.0	mg/Kg-dry	5	6/11/2014 09:10 AM
Copper	13		2.0	mg/Kg-dry	5	6/11/2014 09:10 AM
Lead	13		2.0	mg/Kg-dry	5	6/11/2014 09:10 AM
Nickel	16		2.0	mg/Kg-dry	5	6/11/2014 09:10 AM
Selenium	2.6		2.0	mg/Kg-dry	5	6/11/2014 09:10 AM
Silver	ND		2.0	mg/Kg-dry	5	6/11/2014 09:10 AM
Zinc	42		3.9	mg/Kg-dry	5	6/11/2014 09:10 AM
SOLUBLE CATIONS FOR SAR			SW6020A		Prep: USDA Method 20B / 6/10/14	Analyst: ML
Calcium	130		10	mg/L	20	6/13/2014 02:02 PM
Magnesium	28		4.0	mg/L	20	6/14/2014 11:59 AM
Sodium	110		4.0	mg/L	20	6/14/2014 11:59 AM
SODIUM ADSORPTION RATIO			USDA H60 METHO		Prep: USDA Method 20B / 6/10/14	Analyst: ML
Sodium Adsorption Ratio	2.4		0.010	none	1	6/13/2014
SEMI-VOLATILE ORGANIC COMPOUNDS			SW8270		Prep: SW3541 / 6/9/14	Analyst: RM
Acenaphthene	ND		7.4	µg/Kg-dry	1	6/9/2014 08:10 PM
Acenaphthylene	ND		7.4	µg/Kg-dry	1	6/9/2014 08:10 PM
Anthracene	10		7.4	µg/Kg-dry	1	6/9/2014 08:10 PM
Benzo(a)anthracene	18		7.4	µg/Kg-dry	1	6/9/2014 08:10 PM
Benzo(a)pyrene	16		7.4	µg/Kg-dry	1	6/9/2014 08:10 PM
Benzo(b)fluoranthene	15		7.4	µg/Kg-dry	1	6/9/2014 08:10 PM
Benzo(g,h,i)perylene	14		7.4	µg/Kg-dry	1	6/9/2014 08:10 PM
Benzo(k)fluoranthene	13		7.4	µg/Kg-dry	1	6/9/2014 08:10 PM
Chrysene	15		7.4	µg/Kg-dry	1	6/9/2014 08:10 PM

Note: See Qualifiers page for a list of qualifiers and their definitions.

ALS Group USA, Corp

Date: 16-Jun-14

Client: HRL Compliance Solutions, Inc
Project: WPX GV 86-2 Confirmation Points 6.5.14
Sample ID: GV 86-2 Confirmation Point 2
Collection Date: 6/5/2014 12:40 PM

Work Order: 1406319
Lab ID: 1406319-02
Matrix: SOIL

Analyses	Result	Qual	Report Limit	Units	Dilution Factor	Date Analyzed
Dibenzo(a,h)anthracene	13		7.4	µg/Kg-dry	1	6/9/2014 08:10 PM
Fluoranthene	19		7.4	µg/Kg-dry	1	6/9/2014 08:10 PM
Fluorene	ND		7.4	µg/Kg-dry	1	6/9/2014 08:10 PM
Indeno(1,2,3-cd)pyrene	16		7.4	µg/Kg-dry	1	6/9/2014 08:10 PM
Naphthalene	ND		7.4	µg/Kg-dry	1	6/9/2014 08:10 PM
Pyrene	18		7.4	µg/Kg-dry	1	6/9/2014 08:10 PM
Surr: 2-Fluorobiphenyl	49.4		12-100	%REC	1	6/9/2014 08:10 PM
Surr: 4-Terphenyl-d14	79.2		25-137	%REC	1	6/9/2014 08:10 PM
Surr: Nitrobenzene-d5	48.9		37-107	%REC	1	6/9/2014 08:10 PM
VOLATILE ORGANIC COMPOUNDS			SW8260B		Prep: SW5035 / 6/6/14	Analyst: AK
Benzene	ND		33	µg/Kg-dry	1	6/9/2014 12:47 PM
Ethylbenzene	ND		33	µg/Kg-dry	1	6/9/2014 12:47 PM
m,p-Xylene	ND		67	µg/Kg-dry	1	6/9/2014 12:47 PM
o-Xylene	ND		33	µg/Kg-dry	1	6/9/2014 12:47 PM
Toluene	ND		33	µg/Kg-dry	1	6/9/2014 12:47 PM
Xylenes, Total	ND		100	µg/Kg-dry	1	6/9/2014 12:47 PM
Surr: 1,2-Dichloroethane-d4	84.6		70-130	%REC	1	6/9/2014 12:47 PM
Surr: 4-Bromofluorobenzene	95.0		70-130	%REC	1	6/9/2014 12:47 PM
Surr: Dibromofluoromethane	89.4		70-130	%REC	1	6/9/2014 12:47 PM
Surr: Toluene-d8	88.6		70-130	%REC	1	6/9/2014 12:47 PM
ELECTRICAL CONDUCTIVITY (SAR)			USDA H60 METHO		Prep: USDA Method 20B / 6/10/14	Analyst: MELB
Electrical Conductivity @ Saturation	1.7		0.050	mmhos/cm @25	10	6/10/2014 05:00 PM
CHROMIUM, TRIVALENT			CALCULATION			Analyst: JJG
Chromium, Trivalent	17		0.56	mg/Kg-dry	1	6/12/2014 08:26 AM
CHROMIUM, HEXAVALENT			SW7196A		Prep: SW3060A / 6/9/14	Analyst: JJ
Chromium, Hexavalent	ND		0.55	mg/Kg-dry	1	6/10/2014 07:45 PM
MOISTURE			A2540 G			Analyst: TM
Moisture	10		0.050	% of sample	1	6/6/2014 04:44 PM
PH			SW9045D		Prep: EXTRACT / 6/10/14	Analyst: AT
pH	7.7			s.u.	1	6/10/2014 05:00 PM

Note: See Qualifiers page for a list of qualifiers and their definitions.

ALS Group USA, Corp

Date: 16-Jun-14

Client: HRL Compliance Solutions, Inc
Project: WPX GV 86-2 Confirmation Points 6.5.14
Sample ID: GV 86-2 Confirmation Point 3
Collection Date: 6/5/2014 12:50 PM

Work Order: 1406319
Lab ID: 1406319-03
Matrix: SOIL

Analyses	Result	Qual	Report Limit	Units	Dilution Factor	Date Analyzed
DIESEL RANGE ORGANICS BY GC-FID			SW8015M		Prep: SW3541 / 6/9/14	Analyst: IT
DRO (C10-C28)	27		4.6	mg/Kg-dry	1	6/11/2014 04:27 PM
<i>Surr: 4-Terphenyl-d14</i>	<i>94.1</i>		<i>39-133</i>	<i>%REC</i>	1	6/11/2014 04:27 PM
GASOLINE RANGE ORGANICS BY GC-FID			SW8015		Prep: SW5035 / 6/6/14	Analyst: IT
GRO (C6-C10)	ND		2.8	mg/Kg-dry	1	6/10/2014 11:18 PM
<i>Surr: Toluene-d8</i>	<i>109</i>		<i>50-150</i>	<i>%REC</i>	1	6/10/2014 11:18 PM
MERCURY BY CVAA			SW7471		Prep: SW7471 / 6/10/14	Analyst: LR
Mercury	0.021		0.015	mg/Kg-dry	1	6/10/2014 06:48 PM
METALS BY ICP-MS			SW6020A		Prep: SW3050B / 6/9/14	Analyst: ML
Arsenic	20		1.8	mg/Kg-dry	5	6/11/2014 09:16 AM
Barium	600		1.8	mg/Kg-dry	5	6/11/2014 09:16 AM
Cadmium	ND		0.73	mg/Kg-dry	5	6/11/2014 09:16 AM
Chromium	18		1.8	mg/Kg-dry	5	6/11/2014 09:16 AM
Copper	16		1.8	mg/Kg-dry	5	6/11/2014 09:16 AM
Lead	17		1.8	mg/Kg-dry	5	6/11/2014 09:16 AM
Nickel	17		1.8	mg/Kg-dry	5	6/11/2014 09:16 AM
Selenium	3.3		1.8	mg/Kg-dry	5	6/11/2014 09:16 AM
Silver	ND		1.8	mg/Kg-dry	5	6/11/2014 09:16 AM
Zinc	47		3.6	mg/Kg-dry	5	6/11/2014 09:16 AM
SOLUBLE CATIONS FOR SAR			SW6020A		Prep: USDA Method 20B / 6/10/14	Analyst: ML
Calcium	140		10	mg/L	20	6/13/2014 02:08 PM
Magnesium	25		4.0	mg/L	20	6/14/2014 12:05 PM
Sodium	59		4.0	mg/L	20	6/14/2014 12:05 PM
SODIUM ADSORPTION RATIO			USDA H60 METHO		Prep: USDA Method 20B / 6/10/14	Analyst: ML
Sodium Adsorption Ratio	1.2		0.010	none	1	6/13/2014
SEMI-VOLATILE ORGANIC COMPOUNDS			SW8270		Prep: SW3541 / 6/9/14	Analyst: RM
Acenaphthene	ND		7.4	µg/Kg-dry	1	6/9/2014 08:30 PM
Acenaphthylene	ND		7.4	µg/Kg-dry	1	6/9/2014 08:30 PM
Anthracene	ND		7.4	µg/Kg-dry	1	6/9/2014 08:30 PM
Benzo(a)anthracene	ND		7.4	µg/Kg-dry	1	6/9/2014 08:30 PM
Benzo(a)pyrene	ND		7.4	µg/Kg-dry	1	6/9/2014 08:30 PM
Benzo(b)fluoranthene	ND		7.4	µg/Kg-dry	1	6/9/2014 08:30 PM
Benzo(g,h,i)perylene	ND		7.4	µg/Kg-dry	1	6/9/2014 08:30 PM
Benzo(k)fluoranthene	ND		7.4	µg/Kg-dry	1	6/9/2014 08:30 PM
Chrysene	ND		7.4	µg/Kg-dry	1	6/9/2014 08:30 PM

Note: See Qualifiers page for a list of qualifiers and their definitions.

ALS Group USA, Corp

Date: 16-Jun-14

Client: HRL Compliance Solutions, Inc
Project: WPX GV 86-2 Confirmation Points 6.5.14
Sample ID: GV 86-2 Confirmation Point 3
Collection Date: 6/5/2014 12:50 PM

Work Order: 1406319
Lab ID: 1406319-03
Matrix: SOIL

Analyses	Result	Qual	Report Limit	Units	Dilution Factor	Date Analyzed
Dibenzo(a,h)anthracene	ND		7.4	µg/Kg-dry	1	6/9/2014 08:30 PM
Fluoranthene	ND		7.4	µg/Kg-dry	1	6/9/2014 08:30 PM
Fluorene	ND		7.4	µg/Kg-dry	1	6/9/2014 08:30 PM
Indeno(1,2,3-cd)pyrene	ND		7.4	µg/Kg-dry	1	6/9/2014 08:30 PM
Naphthalene	ND		7.4	µg/Kg-dry	1	6/9/2014 08:30 PM
Pyrene	ND		7.4	µg/Kg-dry	1	6/9/2014 08:30 PM
Surr: 2-Fluorobiphenyl	60.6		12-100	%REC	1	6/9/2014 08:30 PM
Surr: 4-Terphenyl-d14	82.0		25-137	%REC	1	6/9/2014 08:30 PM
Surr: Nitrobenzene-d5	63.4		37-107	%REC	1	6/9/2014 08:30 PM
VOLATILE ORGANIC COMPOUNDS			SW8260B		Prep: SW5035 / 6/6/14	Analyst: AK
Benzene	ND		33	µg/Kg-dry	1	6/9/2014 01:12 AM
Ethylbenzene	ND		33	µg/Kg-dry	1	6/9/2014 01:12 AM
m,p-Xylene	ND		66	µg/Kg-dry	1	6/9/2014 01:12 AM
o-Xylene	ND		33	µg/Kg-dry	1	6/9/2014 01:12 AM
Toluene	ND		33	µg/Kg-dry	1	6/9/2014 01:12 AM
Xylenes, Total	ND		100	µg/Kg-dry	1	6/9/2014 01:12 AM
Surr: 1,2-Dichloroethane-d4	84.4		70-130	%REC	1	6/9/2014 01:12 AM
Surr: 4-Bromofluorobenzene	95.4		70-130	%REC	1	6/9/2014 01:12 AM
Surr: Dibromofluoromethane	90.4		70-130	%REC	1	6/9/2014 01:12 AM
Surr: Toluene-d8	88.8		70-130	%REC	1	6/9/2014 01:12 AM
ELECTRICAL CONDUCTIVITY (SAR)			USDA H60 METHO		Prep: USDA Method 20B / 6/10/14	Analyst: MELB
Electrical Conductivity @ Saturation	1.3		0.050	mmhos/cm @25	10	6/10/2014 05:00 PM
CHROMIUM, TRIVALENT			CALCULATION			Analyst: JJG
Chromium, Trivalent	18		0.55	mg/Kg-dry	1	6/12/2014 08:26 AM
CHROMIUM, HEXAVALENT			SW7196A		Prep: SW3060A / 6/9/14	Analyst: JJ
Chromium, Hexavalent	ND		0.55	mg/Kg-dry	1	6/10/2014 07:45 PM
MOISTURE			A2540 G			Analyst: TM
Moisture	9.8		0.050	% of sample	1	6/6/2014 04:44 PM
PH			SW9045D		Prep: EXTRACT / 6/10/14	Analyst: AT
pH	7.7			s.u.	1	6/10/2014 05:00 PM

Note: See Qualifiers page for a list of qualifiers and their definitions.

Client: HRL Compliance Solutions, Inc
Work Order: 1406319
Project: WPX GV 86-2 Confirmation Points 6.5.14

QC BATCH REPORT

Batch ID: **59460** Instrument ID **GC8** Method: **SW8015M**

MBLK		Sample ID: DBLKS1-59460-59460				Units: mg/Kg		Analysis Date: 6/11/2014 04:32 AM			
Client ID:		Run ID: GC8_140610A				SeqNo: 2803372		Prep Date: 6/9/2014		DF: 1	
Analyte	Result	PQL	SPK Val	SPK Ref Value	%REC	Control Limit	RPD Ref Value	%RPD	RPD Limit	Qual	
DRO (C10-C28)	ND	4.2									
<i>Surr: 4-Terphenyl-d14</i>	1.534	0	1.667	0	92.1	39-133	0				

LCS		Sample ID: DLCSS1-59460-59460				Units: mg/Kg		Analysis Date: 6/11/2014 05:02 AM			
Client ID:		Run ID: GC8_140610A				SeqNo: 2803377		Prep Date: 6/9/2014		DF: 1	
Analyte	Result	PQL	SPK Val	SPK Ref Value	%REC	Control Limit	RPD Ref Value	%RPD	RPD Limit	Qual	
DRO (C10-C28)	158.5	4.2	166.7	0	95.1	61-109	0				
<i>Surr: 4-Terphenyl-d14</i>	1.413	0	1.667	0	84.8	39-133	0				

MS		Sample ID: 1406319-02A MS				Units: mg/Kg		Analysis Date: 6/11/2014 05:32 AM			
Client ID: GV 86-2 Confirmation Point 2		Run ID: GC8_140610A				SeqNo: 2803381		Prep Date: 6/9/2014		DF: 1	
Analyte	Result	PQL	SPK Val	SPK Ref Value	%REC	Control Limit	RPD Ref Value	%RPD	RPD Limit	Qual	
DRO (C10-C28)	293.8	8.1	322.5	20.64	84.7	48-110	0				
<i>Surr: 4-Terphenyl-d14</i>	2.912	0	3.225	0	90.3	39-133	0				

MSD		Sample ID: 1406319-02A MSD				Units: mg/Kg		Analysis Date: 6/11/2014 06:02 AM			
Client ID: GV 86-2 Confirmation Point 2		Run ID: GC8_140610A				SeqNo: 2803384		Prep Date: 6/9/2014		DF: 1	
Analyte	Result	PQL	SPK Val	SPK Ref Value	%REC	Control Limit	RPD Ref Value	%RPD	RPD Limit	Qual	
DRO (C10-C28)	278.9	8.2	326.4	20.64	79.1	48-110	293.8	5.17	30		
<i>Surr: 4-Terphenyl-d14</i>	2.641	0	3.264	0	80.9	39-133	2.912	9.75	30		

The following samples were analyzed in this batch: | 1406319-01A | 1406319-02A | 1406319-03A |

Client: HRL Compliance Solutions, Inc
 Work Order: 1406319
 Project: WPX GV 86-2 Confirmation Points 6.5.14

QC BATCH REPORT

Batch ID: **59434** Instrument ID **GC10** Method: **SW8015**

MBLK		Sample ID: MBLK-59434-59434				Units: µg/Kg		Analysis Date: 6/10/2014 08:29 PM		
Client ID:		Run ID: GC10_140610A				SeqNo: 2803516		Prep Date: 6/6/2014		DF: 1
Analyte	Result	PQL	SPK Val	SPK Ref Value	%REC	Control Limit	RPD Ref Value	%RPD	RPD Limit	Qual
GRO (C6-C10)	ND	2,500								
<i>Surr: Toluene-d8</i>	5216	0	5000	0	104	50-150	0			

LCS		Sample ID: LCS-59434-59434				Units: µg/Kg		Analysis Date: 6/10/2014 08:05 PM		
Client ID:		Run ID: GC10_140610A				SeqNo: 2803515		Prep Date: 6/6/2014		DF: 1
Analyte	Result	PQL	SPK Val	SPK Ref Value	%REC	Control Limit	RPD Ref Value	%RPD	RPD Limit	Qual
GRO (C6-C10)	430600	2,500	500000	0	86.1	70-130	0			
<i>Surr: Toluene-d8</i>	6028	0	5000	0	121	50-150	0			

MS		Sample ID: 1406317-01C MS				Units: µg/Kg		Analysis Date: 6/10/2014 09:17 PM		
Client ID:		Run ID: GC10_140610A				SeqNo: 2803518		Prep Date: 6/6/2014		DF: 1
Analyte	Result	PQL	SPK Val	SPK Ref Value	%REC	Control Limit	RPD Ref Value	%RPD	RPD Limit	Qual
GRO (C6-C10)	812800	2,500	500000	103000	142	70-130	0			S
<i>Surr: Toluene-d8</i>	6221	0	5000	0	124	50-150	0			

MSD		Sample ID: 1406317-01C MSD				Units: µg/Kg		Analysis Date: 6/10/2014 09:41 PM		
Client ID:		Run ID: GC10_140610A				SeqNo: 2803519		Prep Date: 6/6/2014		DF: 1
Analyte	Result	PQL	SPK Val	SPK Ref Value	%REC	Control Limit	RPD Ref Value	%RPD	RPD Limit	Qual
GRO (C6-C10)	800600	2,500	500000	103000	140	70-130	812800	1.51	30	S
<i>Surr: Toluene-d8</i>	6459	0	5000	0	129	50-150	6221	3.75	30	

The following samples were analyzed in this batch: 1406319-01C 1406319-02C 1406319-03C

Note: See Qualifiers Page for a list of Qualifiers and their explanation.

Client: HRL Compliance Solutions, Inc
 Work Order: 1406319
 Project: WPX GV 86-2 Confirmation Points 6.5.14

QC BATCH REPORT

Batch ID: 59515 Instrument ID HG1 Method: SW7471

MBLK		Sample ID: MBLK-59515-59515				Units: mg/Kg		Analysis Date: 6/10/2014 04:38 PM		
Client ID:		Run ID: HG1_140610A			SeqNo: 2802766		Prep Date: 6/10/2014		DF: 1	
Analyte	Result	PQL	SPK Val	SPK Ref Value	%REC	Control Limit	RPD Ref Value	%RPD	RPD Limit	Qual

Mercury ND 0.020

LCS		Sample ID: LCS-59515-59515				Units: mg/Kg		Analysis Date: 6/10/2014 04:44 PM		
Client ID:		Run ID: HG1_140610A			SeqNo: 2802767		Prep Date: 6/10/2014		DF: 1	
Analyte	Result	PQL	SPK Val	SPK Ref Value	%REC	Control Limit	RPD Ref Value	%RPD	RPD Limit	Qual

Mercury 0.1782 0.020 0.1665 0 107 80-120 0

MS		Sample ID: 1406296-01CMS				Units: mg/Kg		Analysis Date: 6/10/2014 04:49 PM		
Client ID:		Run ID: HG1_140610A			SeqNo: 2802769		Prep Date: 6/10/2014		DF: 1	
Analyte	Result	PQL	SPK Val	SPK Ref Value	%REC	Control Limit	RPD Ref Value	%RPD	RPD Limit	Qual

Mercury 0.1312 0.012 0.1038 0.02967 97.8 75-125 0

MSD		Sample ID: 1406296-01CMSD				Units: mg/Kg		Analysis Date: 6/10/2014 04:51 PM		
Client ID:		Run ID: HG1_140610A			SeqNo: 2802770		Prep Date: 6/10/2014		DF: 1	
Analyte	Result	PQL	SPK Val	SPK Ref Value	%REC	Control Limit	RPD Ref Value	%RPD	RPD Limit	Qual

Mercury 0.1269 0.013 0.1053 0.02967 92.3 75-125 0.1312 3.34 35

The following samples were analyzed in this batch: 1406319-01A 1406319-02A 1406319-03A

Note: See Qualifiers Page for a list of Qualifiers and their explanation.

Client: HRL Compliance Solutions, Inc
Work Order: 1406319
Project: WPX GV 86-2 Confirmation Points 6.5.14

QC BATCH REPORT

Batch ID: **59403** Instrument ID **ICPMS1** Method: **SW6020A**

DUP		Sample ID: 1406251-01CDUP				Units: mg/L		Analysis Date: 6/13/2014 01:24 PM		
Client ID:		Run ID: ICPMS1_140613A			SeqNo: 2807879		Prep Date: 6/10/2014		DF: 20	
Analyte	Result	PQL	SPK Val	SPK Ref Value	%REC	Control Limit	RPD Ref Value	%RPD	RPD Limit	Qual

Calcium	596.8	10	0	0	0	0-0	369.8	47		
---------	-------	----	---	---	---	-----	-------	----	--	--

DUP		Sample ID: 1406251-01CDUP				Units: mg/L		Analysis Date: 6/14/2014 09:11 AM		
Client ID:		Run ID: ICPMS1_140613A			SeqNo: 2808068		Prep Date: 6/10/2014		DF: 20	
Analyte	Result	PQL	SPK Val	SPK Ref Value	%REC	Control Limit	RPD Ref Value	%RPD	RPD Limit	Qual

Magnesium	187.6	4.0	0	0	0	0-0	124.2	40.6		
Sodium	627	4.0	0	0	0	0-0	427.4	37.9		

DUP		Sample ID: 1406251-01CDUP				Units: none		Analysis Date: 6/13/2014		
Client ID:		Run ID: SAR_140613A			SeqNo: 2808691		Prep Date: 6/10/2014		DF: 1	
Analyte	Result	PQL	SPK Val	SPK Ref Value	%REC	Control Limit	RPD Ref Value	%RPD	RPD Limit	Qual

Sodium Adsorption Ratio	5.736	0.010	0	0	0		4.91	15.5	50	
-------------------------	-------	-------	---	---	---	--	------	------	----	--

The following samples were analyzed in this batch:

1406319-01B	1406319-02B	1406319-03B
-------------	-------------	-------------

Client: HRL Compliance Solutions, Inc
Work Order: 1406319
Project: WPX GV 86-2 Confirmation Points 6.5.14

QC BATCH REPORT

Batch ID: **59494** Instrument ID **ICPMS1** Method: **SW6020A**

MBLK		Sample ID: MBLK-59494-59494				Units: mg/Kg		Analysis Date: 6/11/2014 07:57 PM			
Client ID:		Run ID: ICPMS1_140611A			SeqNo: 2805171		Prep Date: 6/9/2014		DF: 1		
Analyte	Result	PQL	SPK Val	SPK Ref Value	%REC	Control Limit	RPD Ref Value	%RPD	RPD Limit	Qual	
Arsenic	ND	0.25									
Barium	ND	0.25									
Cadmium	0.004352	0.10								J	
Chromium	ND	0.25									
Copper	ND	0.25									
Lead	ND	0.25									
Nickel	0.03012	0.25								J	
Selenium	ND	0.25									
Silver	0.00623	0.25								J	
Zinc	0.05115	0.50								J	

LCS		Sample ID: LCS-59494-59494				Units: mg/Kg		Analysis Date: 6/11/2014 05:05 AM			
Client ID:		Run ID: ICPMS1_140610A			SeqNo: 2803251		Prep Date: 6/9/2014		DF: 1		
Analyte	Result	PQL	SPK Val	SPK Ref Value	%REC	Control Limit	RPD Ref Value	%RPD	RPD Limit	Qual	
Barium	4.858	0.25	5	0	97.2	80-120	0				
Cadmium	4.326	0.10	5	0	86.5	80-120	0				
Chromium	4.869	0.25	5	0	97.4	80-120	0				
Copper	4.73	0.25	5	0	94.6	80-120	0				
Lead	4.65	0.25	5	0	93	80-120	0				
Nickel	4.838	0.25	5	0	96.8	80-120	0				
Silver	4.907	0.25	5	0	98.1	80-120	0				
Zinc	4.246	0.50	5	0	84.9	80-120	0				

LCS		Sample ID: LCS-59494-59494				Units: mg/Kg		Analysis Date: 6/11/2014 11:32 AM			
Client ID:		Run ID: ICPMS1_140610A			SeqNo: 2803780		Prep Date: 6/9/2014		DF: 1		
Analyte	Result	PQL	SPK Val	SPK Ref Value	%REC	Control Limit	RPD Ref Value	%RPD	RPD Limit	Qual	
Selenium	4.894	0.25	5	0	97.9	80-120	0				

Note: See Qualifiers Page for a list of Qualifiers and their explanation.

Client: HRL Compliance Solutions, Inc
 Work Order: 1406319
 Project: WPX GV 86-2 Confirmation Points 6.5.14

QC BATCH REPORT

Batch ID: 59494 Instrument ID ICPMS1 Method: SW6020A

MS		Sample ID: 1406319-01AMS				Units: mg/Kg		Analysis Date: 6/11/2014 08:52 AM		
Client ID: GV 86-2 Confirmation Point 1		Run ID: ICPMS1_140610A			SeqNo: 2803744		Prep Date: 6/9/2014		DF: 5	
Analyte	Result	PQL	SPK Val	SPK Ref Value	%REC	Control Limit	RPD Ref Value	%RPD	RPD Limit	Qual
Arsenic	12.5	2.0	7.962	5.372	89.5	75-125	0			
Barium	375.7	2.0	7.962	341.6	428	75-125	0			SO
Cadmium	7.639	0.80	7.962	0.2221	93.2	75-125	0			
Chromium	25.43	2.0	7.962	15.94	119	75-125	0			
Copper	18.7	2.0	7.962	11.72	87.7	75-125	0			
Lead	19.78	2.0	7.962	12.01	97.5	75-125	0			
Nickel	22.51	2.0	7.962	14.86	96.1	75-125	0			
Selenium	9.049	2.0	7.962	2.453	82.8	75-125	0			
Silver	6.947	2.0	7.962	0.07813	86.3	75-125	0			
Zinc	48.21	4.0	7.962	38.86	117	75-125	0			O

MSD		Sample ID: 1406319-01AMSD				Units: mg/Kg		Analysis Date: 6/11/2014 08:58 AM		
Client ID: GV 86-2 Confirmation Point 1		Run ID: ICPMS1_140610A			SeqNo: 2803746		Prep Date: 6/9/2014		DF: 5	
Analyte	Result	PQL	SPK Val	SPK Ref Value	%REC	Control Limit	RPD Ref Value	%RPD	RPD Limit	Qual
Arsenic	13.35	2.0	7.974	5.372	100	75-125	12.5	6.6	25	
Barium	377.7	2.0	7.974	341.6	453	75-125	375.7	0.54	25	SO
Cadmium	7.935	0.80	7.974	0.2221	96.7	75-125	7.639	3.79	25	
Chromium	26.83	2.0	7.974	15.94	137	75-125	25.43	5.34	25	S
Copper	19.24	2.0	7.974	11.72	94.4	75-125	18.7	2.85	25	
Lead	20.21	2.0	7.974	12.01	103	75-125	19.78	2.15	25	
Nickel	23.49	2.0	7.974	14.86	108	75-125	22.51	4.25	25	
Selenium	8.517	2.0	7.974	2.453	76	75-125	9.049	6.06	25	
Silver	6.97	2.0	7.974	0.07813	86.4	75-125	6.947	0.331	25	
Zinc	49	4.0	7.974	38.86	127	75-125	48.21	1.63	25	SO

The following samples were analyzed in this batch: 1406319-01A 1406319-02A 1406319-03A

Note: See Qualifiers Page for a list of Qualifiers and their explanation.

Client: HRL Compliance Solutions, Inc
 Work Order: 1406319
 Project: WPX GV 86-2 Confirmation Points 6.5.14

QC BATCH REPORT

Batch ID: 59440 Instrument ID SVMS6 Method: SW8270

MBLK		Sample ID: SBLKS1-59440-59440				Units: µg/Kg		Analysis Date: 6/9/2014 11:37 AM		
Client ID:		Run ID: SVMS6_140609A			SeqNo: 2802956		Prep Date: 6/8/2014		DF: 1	
Analyte	Result	PQL	SPK Val	SPK Ref Value	%REC	Control Limit	RPD Ref Value	%RPD	RPD Limit	Qual
Acenaphthene	ND	6.7								
Acenaphthylene	ND	6.7								
Anthracene	ND	6.7								
Benzo(a)anthracene	ND	6.7								
Benzo(a)pyrene	ND	6.7								
Benzo(b)fluoranthene	ND	6.7								
Benzo(g,h,i)perylene	ND	6.7								
Benzo(k)fluoranthene	ND	6.7								
Chrysene	ND	6.7								
Dibenzo(a,h)anthracene	ND	6.7								
Fluoranthene	ND	6.7								
Fluorene	ND	6.7								
Indeno(1,2,3-cd)pyrene	ND	6.7								
Naphthalene	ND	6.7								
Pyrene	ND	6.7								
Surr: 2-Fluorobiphenyl	1113	0	1667	0	66.8	12-100	0			
Surr: 4-Terphenyl-d14	1600	0	1667	0	96	25-137	0			
Surr: Nitrobenzene-d5	976	0	1667	0	58.6	37-107	0			

LCS		Sample ID: SLCSS1-59440-59440				Units: µg/Kg		Analysis Date: 6/9/2014 11:57 AM		
Client ID:		Run ID: SVMS6_140609A			SeqNo: 2802957		Prep Date: 6/8/2014		DF: 1	
Analyte	Result	PQL	SPK Val	SPK Ref Value	%REC	Control Limit	RPD Ref Value	%RPD	RPD Limit	Qual
Acenaphthene	533.3	6.7	666.7	0	80	45-110	0			
Acenaphthylene	560	6.7	666.7	0	84	45-105	0			
Anthracene	619.7	6.7	666.7	0	92.9	55-105	0			
Benzo(a)anthracene	608	6.7	666.7	0	91.2	50-110	0			
Benzo(a)pyrene	608.3	6.7	666.7	0	91.2	50-110	0			
Benzo(b)fluoranthene	611.3	6.7	666.7	0	91.7	45-115	0			
Benzo(g,h,i)perylene	578	6.7	666.7	0	86.7	40-125	0			
Benzo(k)fluoranthene	615.7	6.7	666.7	0	92.3	45-115	0			
Chrysene	610.7	6.7	666.7	0	91.6	55-110	0			
Dibenzo(a,h)anthracene	584.7	6.7	666.7	0	87.7	40-125	0			
Fluoranthene	668.3	6.7	666.7	0	100	55-115	0			
Fluorene	568.3	6.7	666.7	0	85.2	50-110	0			
Indeno(1,2,3-cd)pyrene	587	6.7	666.7	0	88	40-120	0			
Naphthalene	527	6.7	666.7	0	79	40-105	0			
Pyrene	637.3	6.7	666.7	0	95.6	45-125	0			
Surr: 2-Fluorobiphenyl	1312	0	1667	0	78.7	12-100	0			
Surr: 4-Terphenyl-d14	1777	0	1667	0	107	25-137	0			
Surr: Nitrobenzene-d5	1200	0	1667	0	72	37-107	0			

Note: See Qualifiers Page for a list of Qualifiers and their explanation.

Client: HRL Compliance Solutions, Inc
 Work Order: 1406319
 Project: WPX GV 86-2 Confirmation Points 6.5.14

QC BATCH REPORT

Batch ID: 59440 Instrument ID SVMS6 Method: SW8270

MS				Sample ID: 1406296-01C MS			Units: µg/Kg		Analysis Date: 6/9/2014 12:18 PM		
Client ID:		Run ID: SVMS6_140609A		SeqNo: 2802958		Prep Date: 6/8/2014		DF: 1			
Analyte	Result	PQL	SPK Val	SPK Ref Value	%REC	Control Limit	RPD Ref Value	%RPD	RPD Limit	Qual	
Acenaphthene	1044	13	1280	0	81.5	45-110	0				
Acenaphthylene	1074	13	1280	0	83.9	45-105	0				
Anthracene	1185	13	1280	0	92.5	55-105	0				
Benzo(a)anthracene	1134	13	1280	17.97	87.2	50-110	0				
Benzo(a)pyrene	1147	13	1280	34.94	86.8	50-110	0				
Benzo(b)fluoranthene	1186	13	1280	32.94	90	45-115	0				
Benzo(g,h,i)perylene	1099	13	1280	26.95	83.7	40-125	0				
Benzo(k)fluoranthene	1140	13	1280	20.96	87.4	45-115	0				
Chrysene	1145	13	1280	8.984	88.7	55-110	0				
Dibenzo(a,h)anthracene	1115	13	1280	0	87.1	40-125	0				
Fluoranthene	1237	13	1280	16.3	95.3	55-115	0				
Fluorene	1108	13	1280	0	86.5	50-110	0				
Indeno(1,2,3-cd)pyrene	1133	13	1280	42.26	85.2	40-120	0				
Naphthalene	943	13	1280	0	73.6	40-105	0				
Pyrene	1289	13	1280	12.31	99.7	45-125	0				
Surr: 2-Fluorobiphenyl	2445	0	3201	0	76.4	12-100	0				
Surr: 4-Terphenyl-d14	3536	0	3201	0	110	25-137	0				
Surr: Nitrobenzene-d5	2184	0	3201	0	68.2	37-107	0				

MSD				Sample ID: 1406296-01C MSD			Units: µg/Kg		Analysis Date: 6/9/2014 12:39 PM		
Client ID:		Run ID: SVMS6_140609A		SeqNo: 2802959		Prep Date: 6/8/2014		DF: 1			
Analyte	Result	PQL	SPK Val	SPK Ref Value	%REC	Control Limit	RPD Ref Value	%RPD	RPD Limit	Qual	
Acenaphthene	1055	13	1268	0	83.2	45-110	1044	1.07	30		
Acenaphthylene	1086	13	1268	0	85.6	45-105	1074	1.07	30		
Anthracene	1176	13	1268	0	92.7	55-105	1185	0.778	30		
Benzo(a)anthracene	1126	13	1268	17.97	87.4	50-110	1134	0.712	30		
Benzo(a)pyrene	1123	13	1268	34.94	85.8	50-110	1147	2.06	30		
Benzo(b)fluoranthene	1159	13	1268	32.94	88.8	45-115	1186	2.24	30		
Benzo(g,h,i)perylene	1095	13	1268	26.95	84.2	40-125	1099	0.413	30		
Benzo(k)fluoranthene	1121	13	1268	20.96	86.7	45-115	1140	1.67	30		
Chrysene	1099	13	1268	8.984	85.9	55-110	1145	4.12	30		
Dibenzo(a,h)anthracene	1102	13	1268	0	86.9	40-125	1115	1.22	30		
Fluoranthene	1249	13	1268	16.3	97.3	55-115	1237	1	30		
Fluorene	1107	13	1268	0	87.3	50-110	1108	0.0732	30		
Indeno(1,2,3-cd)pyrene	1133	13	1268	42.26	86	40-120	1133	0.0379	30		
Naphthalene	957.2	13	1268	0	75.5	40-105	943	1.49	30		
Pyrene	1246	13	1268	12.31	97.3	45-125	1289	3.36	30		
Surr: 2-Fluorobiphenyl	2482	0	3169	0	78.3	12-100	2445	1.49	40		
Surr: 4-Terphenyl-d14	3420	0	3169	0	108	25-137	3536	3.34	40		
Surr: Nitrobenzene-d5	2231	0	3169	0	70.4	37-107	2184	2.12	40		

Note: See Qualifiers Page for a list of Qualifiers and their explanation.

Client: HRL Compliance Solutions, Inc
Work Order: 1406319
Project: WPX GV 86-2 Confirmation Points 6.5.14

QC BATCH REPORT

Batch ID: **59440** Instrument ID **SVMS6** Method: **SW8270**

The following samples were analyzed in this batch:

1406319-01A

Note: See Qualifiers Page for a list of Qualifiers and their explanation.

Client: HRL Compliance Solutions, Inc
Work Order: 1406319
Project: WPX GV 86-2 Confirmation Points 6.5.14

QC BATCH REPORT

Batch ID: **59459** Instrument ID **SVMS8** Method: **SW8270**

MBLK		Sample ID: SBLKS1-59459-59459				Units: µg/Kg		Analysis Date: 6/9/2014 04:37 PM		
Client ID:		Run ID: SVMS8_140609A			SeqNo: 2803116		Prep Date: 6/9/2014		DF: 1	
Analyte	Result	PQL	SPK Val	SPK Ref Value	%REC	Control Limit	RPD Ref Value	%RPD	RPD Limit	Qual
Acenaphthene	ND	6.7								
Acenaphthylene	ND	6.7								
Anthracene	ND	6.7								
Benzo(a)anthracene	ND	6.7								
Benzo(a)pyrene	ND	6.7								
Benzo(b)fluoranthene	ND	6.7								
Benzo(g,h,i)perylene	ND	6.7								
Benzo(k)fluoranthene	ND	6.7								
Chrysene	ND	6.7								
Dibenzo(a,h)anthracene	ND	6.7								
Fluoranthene	ND	6.7								
Fluorene	ND	6.7								
Indeno(1,2,3-cd)pyrene	ND	6.7								
Naphthalene	ND	6.7								
Pyrene	ND	6.7								
<i>Surr: 2-Fluorobiphenyl</i>	1154	0	1667	0	69.3	12-100	0			
<i>Surr: 4-Terphenyl-d14</i>	1441	0	1667	0	86.4	25-137	0			
<i>Surr: Nitrobenzene-d5</i>	1210	0	1667	0	72.6	37-107	0			

LCS		Sample ID: SLCSS1-59459-59459				Units: µg/Kg		Analysis Date: 6/9/2014 04:57 PM		
Client ID:		Run ID: SVMS8_140609A			SeqNo: 2803117		Prep Date: 6/9/2014		DF: 1	
Analyte	Result	PQL	SPK Val	SPK Ref Value	%REC	Control Limit	RPD Ref Value	%RPD	RPD Limit	Qual
Acenaphthene	578.3	6.7	666.7	0	86.7	45-110	0			
Acenaphthylene	551.3	6.7	666.7	0	82.7	45-105	0			
Anthracene	603.3	6.7	666.7	0	90.5	55-105	0			
Benzo(a)anthracene	589	6.7	666.7	0	88.3	50-110	0			
Benzo(a)pyrene	601	6.7	666.7	0	90.1	50-110	0			
Benzo(b)fluoranthene	611.7	6.7	666.7	0	91.7	45-115	0			
Benzo(g,h,i)perylene	607.7	6.7	666.7	0	91.1	40-125	0			
Benzo(k)fluoranthene	632	6.7	666.7	0	94.8	45-115	0			
Chrysene	626	6.7	666.7	0	93.9	55-110	0			
Dibenzo(a,h)anthracene	646.7	6.7	666.7	0	97	40-125	0			
Fluoranthene	640.7	6.7	666.7	0	96.1	55-115	0			
Fluorene	578.7	6.7	666.7	0	86.8	50-110	0			
Indeno(1,2,3-cd)pyrene	567.3	6.7	666.7	0	85.1	40-120	0			
Naphthalene	515	6.7	666.7	0	77.2	40-105	0			
Pyrene	605.3	6.7	666.7	0	90.8	45-125	0			
<i>Surr: 2-Fluorobiphenyl</i>	1255	0	1667	0	75.3	12-100	0			
<i>Surr: 4-Terphenyl-d14</i>	1569	0	1667	0	94.2	25-137	0			
<i>Surr: Nitrobenzene-d5</i>	1414	0	1667	0	84.8	37-107	0			

Note: See Qualifiers Page for a list of Qualifiers and their explanation.

Client: HRL Compliance Solutions, Inc
 Work Order: 1406319
 Project: WPX GV 86-2 Confirmation Points 6.5.14

QC BATCH REPORT

Batch ID: 59459 Instrument ID SVMS8 Method: SW8270

MS				Sample ID: 1406319-02A MS			Units: µg/Kg		Analysis Date: 6/9/2014 07:29 PM		
Client ID: GV 86-2 Confirmation Point 2				Run ID: SVMS8_140609A			SeqNo: 2803127		Prep Date: 6/9/2014		DF: 1
Analyte	Result	PQL	SPK Val	SPK Ref Value	%REC	Control Limit	RPD Ref Value	%RPD	RPD Limit	Qual	
Acenaphthene	1135	13	1328	0	85.4	45-110	0				
Acenaphthylene	1097	13	1328	0	82.6	45-105	0				
Anthracene	1209	13	1328	9.305	90.3	55-105	0				
Benzo(a)anthracene	1163	13	1328	16.28	86.3	50-110	0				
Benzo(a)pyrene	1194	13	1328	13.96	88.8	50-110	0				
Benzo(b)fluoranthene	1107	13	1328	13.62	82.3	45-115	0				
Benzo(g,h,i)perylene	1257	13	1328	12.96	93.7	40-125	0				
Benzo(k)fluoranthene	1083	13	1328	11.3	80.6	45-115	0				
Chrysene	1130	13	1328	13.29	84	55-110	0				
Dibenzo(a,h)anthracene	1319	13	1328	11.63	98.4	40-125	0				
Fluoranthene	1202	13	1328	16.62	89.2	55-115	0				
Fluorene	1145	13	1328	0	86.2	50-110	0				
Indeno(1,2,3-cd)pyrene	1310	13	1328	13.96	97.5	40-120	0				
Naphthalene	895.3	13	1328	0	67.4	40-105	0				
Pyrene	1144	13	1328	16.28	84.9	45-125	0				
Surr: 2-Fluorobiphenyl	2428	0	3321	0	73.1	12-100	0				
Surr: 4-Terphenyl-d14	2993	0	3321	0	90.1	25-137	0				
Surr: Nitrobenzene-d5	2445	0	3321	0	73.6	37-107	0				

MSD				Sample ID: 1406319-02A MSD			Units: µg/Kg		Analysis Date: 6/9/2014 07:49 PM		
Client ID: GV 86-2 Confirmation Point 2				Run ID: SVMS8_140609A			SeqNo: 2803129		Prep Date: 6/9/2014		DF: 1
Analyte	Result	PQL	SPK Val	SPK Ref Value	%REC	Control Limit	RPD Ref Value	%RPD	RPD Limit	Qual	
Acenaphthene	970.7	13	1260	0	77	45-110	1135	15.6	30		
Acenaphthylene	955	13	1260	0	75.8	45-105	1097	13.9	30		
Anthracene	1087	13	1260	9.305	85.6	55-105	1209	10.6	30		
Benzo(a)anthracene	1018	13	1260	16.28	79.5	50-110	1163	13.3	30		
Benzo(a)pyrene	1036	13	1260	13.96	81.1	50-110	1194	14.1	30		
Benzo(b)fluoranthene	953.1	13	1260	13.62	74.6	45-115	1107	14.9	30		
Benzo(g,h,i)perylene	1078	13	1260	12.96	84.6	40-125	1257	15.3	30		
Benzo(k)fluoranthene	958.1	13	1260	11.3	75.1	45-115	1083	12.2	30		
Chrysene	973.9	13	1260	13.29	76.2	55-110	1130	14.8	30		
Dibenzo(a,h)anthracene	1072	13	1260	11.63	84.2	40-125	1319	20.7	30		
Fluoranthene	1051	13	1260	16.62	82.1	55-115	1202	13.4	30		
Fluorene	989	13	1260	0	78.5	50-110	1145	14.6	30		
Indeno(1,2,3-cd)pyrene	1107	13	1260	13.96	86.8	40-120	1310	16.7	30		
Naphthalene	709.9	13	1260	0	56.3	40-105	895.3	23.1	30		
Pyrene	1027	13	1260	16.28	80.3	45-125	1144	10.7	30		
Surr: 2-Fluorobiphenyl	2033	0	3150	0	64.6	12-100	2428	17.7	40		
Surr: 4-Terphenyl-d14	2514	0	3150	0	79.8	25-137	2993	17.4	40		
Surr: Nitrobenzene-d5	2000	0	3150	0	63.5	37-107	2445	20	40		

Note: See Qualifiers Page for a list of Qualifiers and their explanation.

Client: HRL Compliance Solutions, Inc
Work Order: 1406319
Project: WPX GV 86-2 Confirmation Points 6.5.14

QC BATCH REPORT

Batch ID: **59459** Instrument ID **SVMS8** Method: **SW8270**

The following samples were analyzed in this batch:

1406319-02A	1406319-03A
-------------	-------------

Note: See Qualifiers Page for a list of Qualifiers and their explanation.

Client: HRL Compliance Solutions, Inc
 Work Order: 1406319
 Project: WPX GV 86-2 Confirmation Points 6.5.14

QC BATCH REPORT

Batch ID: **59413** Instrument ID **VMS8** Method: **SW8260B**

MBLK		Sample ID: MBLK-59413-59413			Units: µg/Kg			Analysis Date: 6/6/2014 04:45 PM		
Client ID:		Run ID: VMS8_140606A			SeqNo: 2798634		Prep Date: 6/6/2014		DF: 1	
Analyte	Result	PQL	SPK Val	SPK Ref Value	%REC	Control Limit	RPD Ref Value	%RPD	RPD Limit	Qual
Benzene	ND	30								
Ethylbenzene	ND	30								
m,p-Xylene	ND	60								
o-Xylene	ND	30								
Toluene	ND	30								
Xylenes, Total	ND	90								
Surr: 1,2-Dichloroethane-d4	954.5	0	1000	0	95.4	70-130	0			
Surr: 4-Bromofluorobenzene	1034	0	1000	0	103	70-130	0			
Surr: Dibromofluoromethane	937.5	0	1000	0	93.8	70-130	0			
Surr: Toluene-d8	940.5	0	1000	0	94	70-130	0			

LCS		Sample ID: LCS-59413-59413			Units: µg/Kg			Analysis Date: 6/6/2014 02:42 PM		
Client ID:		Run ID: VMS8_140606A			SeqNo: 2798632		Prep Date: 6/6/2014		DF: 1	
Analyte	Result	PQL	SPK Val	SPK Ref Value	%REC	Control Limit	RPD Ref Value	%RPD	RPD Limit	Qual
Benzene	945	30	1000	0	94.5	75-125	0			
Ethylbenzene	954	30	1000	0	95.4	75-125	0			
m,p-Xylene	1884	60	2000	0	94.2	80-125	0			
o-Xylene	945	30	1000	0	94.5	75-125	0			
Toluene	910.5	30	1000	0	91	70-125	0			
Xylenes, Total	2828	90	3000	0	94.3	75-125	0			
Surr: 1,2-Dichloroethane-d4	972	0	1000	0	97.2	70-130	0			
Surr: 4-Bromofluorobenzene	1031	0	1000	0	103	70-130	0			
Surr: Dibromofluoromethane	996.5	0	1000	0	99.6	70-130	0			
Surr: Toluene-d8	933	0	1000	0	93.3	70-130	0			

MS		Sample ID: 1406296-01A MS			Units: µg/Kg			Analysis Date: 6/6/2014 11:44 PM		
Client ID:		Run ID: VMS8_140606A			SeqNo: 2798663		Prep Date: 6/6/2014		DF: 1	
Analyte	Result	PQL	SPK Val	SPK Ref Value	%REC	Control Limit	RPD Ref Value	%RPD	RPD Limit	Qual
Benzene	1006	30	1000	0	101	75-125	0			
Ethylbenzene	1001	30	1000	0	100	75-125	0			
m,p-Xylene	2006	60	2000	0	100	80-125	0			
o-Xylene	968	30	1000	0	96.8	75-125	0			
Toluene	980	30	1000	0	98	70-125	0			
Xylenes, Total	2974	90	3000	0	99.2	75-125	0			
Surr: 1,2-Dichloroethane-d4	931.5	0	1000	0	93.2	70-130	0			
Surr: 4-Bromofluorobenzene	1010	0	1000	0	101	70-130	0			
Surr: Dibromofluoromethane	967	0	1000	0	96.7	70-130	0			
Surr: Toluene-d8	933.5	0	1000	0	93.4	70-130	0			

Note: See Qualifiers Page for a list of Qualifiers and their explanation.

Client: HRL Compliance Solutions, Inc
Work Order: 1406319
Project: WPX GV 86-2 Confirmation Points 6.5.14

QC BATCH REPORT

Batch ID: **59413** Instrument ID **VMS8** Method: **SW8260B**

MSD		Sample ID: 1406296-01A MSD				Units: µg/Kg		Analysis Date: 6/7/2014 12:08 PM		
Client ID:		Run ID: VMS8_140606A			SeqNo: 2798665		Prep Date: 6/6/2014		DF: 1	
Analyte	Result	PQL	SPK Val	SPK Ref Value	%REC	Control Limit	RPD Ref Value	%RPD	RPD Limit	Qual
Benzene	1025	30	1000	0	102	75-125	1006	1.87	30	
Ethylbenzene	1032	30	1000	0	103	75-125	1001	3.05	30	
m,p-Xylene	2060	60	2000	0	103	80-125	2006	2.61	30	
o-Xylene	1004	30	1000	0	100	75-125	968	3.7	30	
Toluene	995.5	30	1000	0	99.6	70-125	980	1.57	30	
Xylenes, Total	3064	90	3000	0	102	75-125	2974	2.96	30	
<i>Surr: 1,2-Dichloroethane-d4</i>	960.5	0	1000	0	96	70-130	931.5	3.07	30	
<i>Surr: 4-Bromofluorobenzene</i>	1022	0	1000	0	102	70-130	1010	1.13	30	
<i>Surr: Dibromofluoromethane</i>	978	0	1000	0	97.8	70-130	967	1.13	30	
<i>Surr: Toluene-d8</i>	936.5	0	1000	0	93.6	70-130	933.5	0.321	30	

The following samples were analyzed in this batch: | 1406319-01C 1406319-02C 1406319-03C |

Note: See Qualifiers Page for a list of Qualifiers and their explanation.

Client: HRL Compliance Solutions, Inc
Work Order: 1406319
Project: WPX GV 86-2 Confirmation Points 6.5.14

QC BATCH REPORT

Batch ID: **59403** Instrument ID **WETCHEM** Method: **USDA H60 Method**

DUP	Sample ID: 1406251-01C DUP		Units: mmhos/cm @25°C		Analysis Date: 6/10/2014 05:00 PM					
Client ID:	Run ID: WETCHEM_140610L		SeqNo: 2802894		Prep Date: 6/10/2014					
					DF: 10					
Analyte	Result	PQL	SPK Val	SPK Ref Value	%REC	Control Limit	RPD Ref Value	%RPD	RPD Limit	Qual
Electrical Conductivity @ Saturation	8.24	0.050	0	0	0		5.34	42.7	50	

The following samples were analyzed in this batch:

1406319-01B	1406319-02B	1406319-03B
-------------	-------------	-------------

Note: See Qualifiers Page for a list of Qualifiers and their explanation.

Client: HRL Compliance Solutions, Inc
 Work Order: 1406319
 Project: WPX GV 86-2 Confirmation Points 6.5.14

QC BATCH REPORT

Batch ID: 59501 Instrument ID WETCHEM Method: SW7196A

MBLK		Sample ID: MBLK-59501-59501				Units: mg/Kg		Analysis Date: 6/10/2014 07:45 PM		
Client ID:		Run ID: WETCHEM_140610M		SeqNo: 2802903		Prep Date: 6/9/2014		DF: 1		
Analyte	Result	PQL	SPK Val	SPK Ref Value	%REC	Control Limit	RPD Ref Value	%RPD	RPD Limit	Qual

Chromium, Hexavalent ND 0.50

LCS		Sample ID: LCS-59501-59501				Units: mg/Kg		Analysis Date: 6/10/2014 07:45 PM		
Client ID:		Run ID: WETCHEM_140610M		SeqNo: 2802904		Prep Date: 6/9/2014		DF: 1		
Analyte	Result	PQL	SPK Val	SPK Ref Value	%REC	Control Limit	RPD Ref Value	%RPD	RPD Limit	Qual

Chromium, Hexavalent 1.585 0.49 1.976 0 80.2 80-120 0

MS		Sample ID: 1406319-01AMS				Units: mg/Kg		Analysis Date: 6/10/2014 07:45 PM		
Client ID: GV 86-2 Confirmation Point 1		Run ID: WETCHEM_140610M		SeqNo: 2802907		Prep Date: 6/9/2014		DF: 1		
Analyte	Result	PQL	SPK Val	SPK Ref Value	%REC	Control Limit	RPD Ref Value	%RPD	RPD Limit	Qual

Chromium, Hexavalent 1.096 0.50 2 0 54.8 75-125 0 S

MS		Sample ID: 1406319-01AMSI				Units: mg/Kg		Analysis Date: 6/10/2014 07:45 PM		
Client ID: GV 86-2 Confirmation Point 1		Run ID: WETCHEM_140610M		SeqNo: 2802909		Prep Date: 6/9/2014		DF: 100		
Analyte	Result	PQL	SPK Val	SPK Ref Value	%REC	Control Limit	RPD Ref Value	%RPD	RPD Limit	Qual

Chromium, Hexavalent 424.8 50 1210 0 35.1 75-125 0 S

MSD		Sample ID: 1406319-01AMSD				Units: mg/Kg		Analysis Date: 6/10/2014 07:45 PM		
Client ID: GV 86-2 Confirmation Point 1		Run ID: WETCHEM_140610M		SeqNo: 2802908		Prep Date: 6/9/2014		DF: 1		
Analyte	Result	PQL	SPK Val	SPK Ref Value	%REC	Control Limit	RPD Ref Value	%RPD	RPD Limit	Qual

Chromium, Hexavalent 0.992 0.50 1.992 0 49.8 75-125 1.096 9.96 20 S

The following samples were analyzed in this batch:

1406319-01A	1406319-02A	1406319-03A
-------------	-------------	-------------

Note: See Qualifiers Page for a list of Qualifiers and their explanation.

Client: HRL Compliance Solutions, Inc
Work Order: 1406319
Project: WPX GV 86-2 Confirmation Points 6.5.14

QC BATCH REPORT

Batch ID: **59543** Instrument ID **WETCHEM** Method: **SW9045D**

LCS	Sample ID: LCS-59543-59543		Units: s.u.		Analysis Date: 6/10/2014 05:00 PM					
Client ID:	Run ID: WETCHEM_140610P		SeqNo: 2803002		Prep Date: 6/10/2014 DF: 1					
Analyte	Result	PQL	SPK Val	SPK Ref Value	%REC	Control Limit	RPD Ref Value	%RPD	RPD Limit	Qual

pH 3.96 0 4 0 99 90-110 0

DUP	Sample ID: 1406296-01C DUP		Units: s.u.		Analysis Date: 6/10/2014 05:00 PM					
Client ID:	Run ID: WETCHEM_140610P		SeqNo: 2803006		Prep Date: 6/10/2014 DF: 1					
Analyte	Result	PQL	SPK Val	SPK Ref Value	%REC	Control Limit	RPD Ref Value	%RPD	RPD Limit	Qual

pH 6.66 0 0 0 0 0-0 6.63 0.451 20

DUP	Sample ID: 1406319-03A DUP		Units: s.u.		Analysis Date: 6/10/2014 05:00 PM					
Client ID: GV 86-2 Confirmation Point 3	Run ID: WETCHEM_140610P		SeqNo: 2803014		Prep Date: 6/10/2014 DF: 1					
Analyte	Result	PQL	SPK Val	SPK Ref Value	%REC	Control Limit	RPD Ref Value	%RPD	RPD Limit	Qual

pH 7.73 0 0 0 0 0-0 7.67 0.779 20

The following samples were analyzed in this batch: 1406319-01A 1406319-02A 1406319-03A

Note: See Qualifiers Page for a list of Qualifiers and their explanation.

Client: HRL Compliance Solutions, Inc
 Work Order: 1406319
 Project: WPX GV 86-2 Confirmation Points 6.5.14

QC BATCH REPORT

Batch ID: **R142271** Instrument ID **MOIST** Method: **A2540 G**

MBLK	Sample ID: WBLKS-R142271				Units: % of sample			Analysis Date: 6/6/2014 04:44 PM		
Client ID:	Run ID: MOIST_140606B			SeqNo: 2799711		Prep Date:		DF: 1		
Analyte	Result	PQL	SPK Val	SPK Ref Value	%REC	Control Limit	RPD Ref Value	%RPD	RPD Limit	Qual

Moisture ND 0.050

LCS	Sample ID: LCS-R142271				Units: % of sample			Analysis Date: 6/6/2014 04:44 PM		
Client ID:	Run ID: MOIST_140606B			SeqNo: 2799710		Prep Date:		DF: 1		
Analyte	Result	PQL	SPK Val	SPK Ref Value	%REC	Control Limit	RPD Ref Value	%RPD	RPD Limit	Qual

Moisture 100 0.050 100 0 100 99.5-100.5 0

DUP	Sample ID: 1406319-01A DUP				Units: % of sample			Analysis Date: 6/6/2014 04:44 PM		
Client ID: GV 86-2 Confirmation Point 1	Run ID: MOIST_140606B			SeqNo: 2799706		Prep Date:		DF: 1		
Analyte	Result	PQL	SPK Val	SPK Ref Value	%REC	Control Limit	RPD Ref Value	%RPD	RPD Limit	Qual

Moisture 7.65 0.050 0 0 0 0-0 8.13 6.08 20

DUP	Sample ID: 1406319-02A DUP				Units: % of sample			Analysis Date: 6/6/2014 04:44 PM		
Client ID: GV 86-2 Confirmation Point 2	Run ID: MOIST_140606B			SeqNo: 2799708		Prep Date:		DF: 1		
Analyte	Result	PQL	SPK Val	SPK Ref Value	%REC	Control Limit	RPD Ref Value	%RPD	RPD Limit	Qual

Moisture 10.23 0.050 0 0 0 0-0 10.3 0.682 20

The following samples were analyzed in this batch: 1406319-01A 1406319-02A 1406319-03A

Note: See Qualifiers Page for a list of Qualifiers and their explanation.



ALS Laboratory Group

HOLLAND, Michigan 49424

Chain-of-Custody

Form 202rll

WORKORDER #	1406319
PAGE	1 of 1
DISPOSAL	By Lab or Return to Client

PROJECT NAME	GV 86-2 Confirmation points	SAMPLER		DATE	6/5/14	TURNAROUND	5 day
PROJECT No.		SITE ID	GV 86-2 Confirmation points	EDD FORMAT		DISPOSAL	By Lab or Return to Client
COMPANY NAME	HRL Compliance	BILL TO COMPANY	WPX Energy	PURCHASE ORDER		Lab ID	
SEND REPORT TO	Mumby & Blaney	INVOICE ATTN TO	Karolina Blaney, Leo Braun	ADDRESS	1058 Co Rd 215	Field ID	
ADDRESS		CITY / STATE / ZIP	Parachute CO 81835	PHONE	970-883-2295	Matrix	
CITY / STATE / ZIP		PHONE		FAX		Sample Date	
PHONE		FAX		E-MAIL	Karolina.blaney@wpxenergy.com; leo.braun@wpxenergy.com; mmumby@hrfcomp.com; rwold@hrfcomp.com	Sample Time	
FAX		E-MAIL		QC		# Bottles	
E-MAIL		E-MAIL		Pres.		QC	
1	GV 86-2 Confirmation point 1	soil	6/5/2014	12:30	1	none	x x
2	GV 86-2 Confirmation point 2	soil	6/5/2014	12:40	1	none	x x
3	GV 86-2 Confirmation point 3	soil	6/5/2014	12:50	1	none	x x

*Time Zone (Circle): EST CST MST PST Matrix: O=oil S=soil NS=non-soil solid W=water L=liquid E=extract F=filter

For metals or anions, please detail analytes below.

Comments: 4.2°C 	QC PACKAGE (check below)	
	X	LEVEL II (Standard QC)
		LEVEL III (Std QC + forms)
		LEVEL IV (Std QC + forms + raw data)
Preservative Key: 1-HCl 2-HNO3 3-H2SO4 4-NaOH 5-NaHSO4 7-Other 8-4 degrees C 9-5035		

	SIGNATURE	PRINTED NAME	DATE	TIME
RELINQUISHED BY		Reed W. D.	6/5/14	3:20
RECEIVED BY		W. M.	6-5-14	3:55
RELINQUISHED BY		M. M.	6-5-14	4:10
RECEIVED BY		KEITH W. ERENKA	6/6/14	0930
RELINQUISHED BY				
RECEIVED BY				

Sample Receipt Checklist

Client Name: **HRL**

Date/Time Received: **06-Jun-14 09:30**

Work Order: **1406319**

Received by: **KRW**

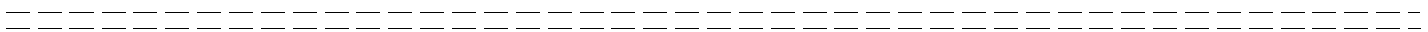
Checklist completed by Keith Warena 06-Jun-14
eSignature Date

Reviewed by: Ann Preston 08-Jun-14
eSignature Date

Matrices: **Soil**
 Carrier name: **FedEx**

Shipping container/cooler in good condition?	Yes <input checked="" type="checkbox"/>	No <input type="checkbox"/>	Not Present <input type="checkbox"/>
Custody seals intact on shipping container/cooler?	Yes <input checked="" type="checkbox"/>	No <input type="checkbox"/>	Not Present <input type="checkbox"/>
Custody seals intact on sample bottles?	Yes <input type="checkbox"/>	No <input type="checkbox"/>	Not Present <input checked="" type="checkbox"/>
Chain of custody present?	Yes <input checked="" type="checkbox"/>	No <input type="checkbox"/>	
Chain of custody signed when relinquished and received?	Yes <input checked="" type="checkbox"/>	No <input type="checkbox"/>	
Chain of custody agrees with sample labels?	Yes <input checked="" type="checkbox"/>	No <input type="checkbox"/>	
Samples in proper container/bottle?	Yes <input checked="" type="checkbox"/>	No <input type="checkbox"/>	
Sample containers intact?	Yes <input checked="" type="checkbox"/>	No <input type="checkbox"/>	
Sufficient sample volume for indicated test?	Yes <input checked="" type="checkbox"/>	No <input type="checkbox"/>	
All samples received within holding time?	Yes <input checked="" type="checkbox"/>	No <input type="checkbox"/>	
Container/Temp Blank temperature in compliance?	Yes <input checked="" type="checkbox"/>	No <input type="checkbox"/>	
Sample(s) received on ice?	Yes <input checked="" type="checkbox"/>	No <input type="checkbox"/>	
Temperature(s)/Thermometer(s):	<input type="text" value="4.2 C"/>		
Cooler(s)/Kit(s):	<input type="text"/>		
Date/Time sample(s) sent to storage:	<input type="text" value="6/6/2014 1:06:06 PM"/>		
Water - VOA vials have zero headspace?	Yes <input type="checkbox"/>	No <input type="checkbox"/>	No VOA vials submitted <input checked="" type="checkbox"/>
Water - pH acceptable upon receipt?	Yes <input type="checkbox"/>	No <input type="checkbox"/>	N/A <input checked="" type="checkbox"/>
pH adjusted?	Yes <input type="checkbox"/>	No <input type="checkbox"/>	N/A <input checked="" type="checkbox"/>
pH adjusted by:	<input type="text"/>		

Login Notes:



Client Contacted: _____ Date Contacted: _____ Person Contacted: _____

Contacted By: _____ Regarding: _____

Comments:

CorrectiveAction:

From: (970) 285-5783
Nick Martinez
ALS Environmental
127 E. 1st Street
PARACHUTE, CO 81835

Origin ID: RBLA



Ship Date: 05 JUN 14
ActWgt: 70.0 LB
CAD: 2284840/INET3480
Dim: 24 X 15 X 15 IN

Delivery Address Bar Code



SHIP TO: (616) 399-6070
sample receiving
ALS Laboratory Group
3352 128TH AVE
HOLLAND, MI 49424

BILL SENDER

Ref # 000514-1
Invoice #
PO # Parachute
Dept #

1 of 3

FRI - 06 JUN 10:30A
PRIORITY OVERNIGHT

TRK# 7702 1453 2084

0201



MASTER

49424

MI-US

GRR

XX GRRR



52263403047220

After printing this label:

1. Use the 'Print' button on this page to print your label to your laser or inkjet printer.
2. Fold the printed page along the horizontal line.
3. Place label in shipping pouch and affix it to your shipment so that the barcode portion of the label can be read and scanned.

Warning: Use only the printed original label for shipping. Using a photocopy of this label for shipping purposes is fraudulent and could result in additional billing charges, along with the cancellation of your FedEx account number.

Use of this system constitutes your agreement to the service conditions in the current FedEx Service Guide, available on fedex.com. FedEx will not be responsible for any claim in excess of \$100 per package, whether the result of loss, damage, delay, non-delivery, misdelivery, or misinformation, unless you declare a higher value, pay an additional charge, document your actual loss and file a timely claim. Limitations found in the current FedEx Service Guide apply. Your right to recover from FedEx for any loss, including intrinsic value of the package, loss of sales, income, interest, profit, attorney's fees, costs, and other forms of damage whether direct, incidental, consequential, or special is limited to the greater of \$100 or the authorized declared value. Recovery cannot exceed actual documented loss. Maximum for items of extraordinary value is \$1,000, e.g. jewelry, precious metals, negotiable instruments and other items listed in our Service Guide. Written claims must be filed within strict time limits, see current FedEx Service Guide.

ALS Parachute Custody Seal

DATE: 6/5/14 TIME: 10:30 AM

Name: [Signature]



07-Nov-2014

Mark Mumby
HRL Compliance Solutions, Inc
2385 F 1/2 Road
Grand Junction, CO 81505

Re: **WPX GV 86-2 Resample 11.4.14**

Work Order: **1411263**

Dear Mark,

ALS Environmental received 1 sample on 06-Nov-2014 09:30 AM for the analyses presented in the following report.

The analytical data provided relates directly to the samples received by ALS Environmental and for only the analyses requested.

Sample results are compliant with NELAP standard requirements and QC results achieved laboratory specifications. Any exceptions are noted in the Case Narrative, or noted with qualifiers in the report or QC batch information. Should this laboratory report need to be reproduced, it should be reproduced in full unless written approval has been obtained from ALS Environmental. Samples will be disposed in 30 days unless storage arrangements are made.

The total number of pages in this report is 10.

If you have any questions regarding this report, please feel free to contact me.

Sincerely,

A handwritten signature in cursive script that reads "Ann Preston".

Electronically approved by: Ann Preston

Ann Preston
Project Manager



Certificate No: MN 532786

Report of Laboratory Analysis

ADDRESS 3352 128th Avenue Holland, Michigan 49424-9263 | PHONE (616) 399-6070 | FAX (616) 399-6185

ALS GROUP USA, CORP Part of the ALS Laboratory Group A Campbell Brothers Limited Company

Environmental ALS

www.alsglobal.com

RIGHT SOLUTIONS RIGHT PARTNER

Client: HRL Compliance Solutions, Inc
Project: WPX GV 86-2 Resample 11.4.14
Work Order: 1411263

Work Order Sample Summary

<u>Lab Samp ID</u>	<u>Client Sample ID</u>	<u>Matrix</u>	<u>Tag Number</u>	<u>Collection Date</u>	<u>Date Received</u>	<u>Hold</u>
1411263-01	Sample Point 2	Soil		11/4/2014 12:30	11/6/2014 09:30	<input type="checkbox"/>

Client: HRL Compliance Solutions, Inc
Project: WPX GV 86-2 Resample 11.4.14
Work Order: 1411263

Case Narrative

Batch R152031 duplicate data for pH is not related to this project's samples. No data requires qualification.

Client: HRL Compliance Solutions, Inc
Project: WPX GV 86-2 Resample 11.4.14
WorkOrder: 1411263

**QUALIFIERS,
ACRONYMS, UNITS**

<u>Qualifier</u>	<u>Description</u>
*	Value exceeds Regulatory Limit
a	Not accredited
B	Analyte detected in the associated Method Blank above the Reporting Limit
E	Value above quantitation range
H	Analyzed outside of Holding Time
J	Analyte is present at an estimated concentration between the MDL and Report Limit
n	Not offered for accreditation
ND	Not Detected at the Reporting Limit
O	Sample amount is > 4 times amount spiked
P	Dual Column results percent difference > 40%
R	RPD above laboratory control limit
S	Spike Recovery outside laboratory control limits
U	Analyzed but not detected above the MDL

<u>Acronym</u>	<u>Description</u>
DUP	Method Duplicate
LCS	Laboratory Control Sample
LCS D	Laboratory Control Sample Duplicate
LOD	Limit of Detection (see MDL)
LOQ	Limit of Quantitation (see PQL)
MBLK	Method Blank
MDL	Method Detection Limit
MS	Matrix Spike
MSD	Matrix Spike Duplicate
PQL	Practical Quantitation Limit
RPD	Relative Percent Difference
TDL	Target Detection Limit
TNTC	Too Numerous To Count
A	APHA Standard Methods
D	ASTM
E	EPA
SW	SW-846 Update III

<u>Units Reported</u>	<u>Description</u>
% of sample	Percent of Sample
µg/Kg-dry	Micrograms per Kilogram Dry Weight

ALS Group USA, Corp

Date: 07-Nov-14

Client: HRL Compliance Solutions, Inc
Project: WPX GV 86-2 Resample 11.4.14
Sample ID: Sample Point 2
Collection Date: 11/4/2014 12:30 PM

Work Order: 1411263
Lab ID: 1411263-01
Matrix: SOIL

Analyses	Result	Qual	Report Limit	Units	Dilution Factor	Date Analyzed
SEMI-VOLATILE ORGANIC COMPOUNDS			SW846 8270D	Prep: SW3541 / 11/6/14	Analyst: RS	
Dibenzo(a,h)anthracene	ND		7.9	µg/Kg-dry	1	11/7/2014 08:02 AM
Surr: 2-Fluorobiphenyl	72.6		12-100	%REC	1	11/7/2014 08:02 AM
Surr: 4-Terphenyl-d14	97.8		25-137	%REC	1	11/7/2014 08:02 AM
Surr: Nitrobenzene-d5	69.5		37-107	%REC	1	11/7/2014 08:02 AM
MOISTURE			A2540 G		Analyst: EVB	
Moisture	16		0.050	% of sample	1	11/6/2014 09:45 PM

Note: See Qualifiers page for a list of qualifiers and their definitions.

Client: HRL Compliance Solutions, Inc
Work Order: 1411263
Project: WPX GV 86-2 Resample 11.4.14

QC BATCH REPORT

Batch ID: **64718** Instrument ID **SVMS5** Method: **SW846 8270D**

MBLK		Sample ID: SBLKS1-64718-64718				Units: µg/Kg		Analysis Date: 11/6/2014 09:34 PM			
Client ID:		Run ID: SVMS5_141107A				SeqNo: 3023141		Prep Date: 11/6/2014		DF: 1	
Analyte	Result	PQL	SPK Val	SPK Ref Value	%REC	Control Limit	RPD Ref Value	%RPD	RPD Limit	Qual	
Dibenzo(a,h)anthracene	ND	6.7									
<i>Surr: 2-Fluorobiphenyl</i>	1220	0	1667	0	73.2	12-100	0				
<i>Surr: 4-Terphenyl-d14</i>	1696	0	1667	0	102	25-137	0				
<i>Surr: Nitrobenzene-d5</i>	1111	0	1667	0	66.7	37-107	0				

LCS		Sample ID: SLCSS1-64718-64718				Units: µg/Kg		Analysis Date: 11/6/2014 09:57 PM			
Client ID:		Run ID: SVMS5_141107A				SeqNo: 3023143		Prep Date: 11/6/2014		DF: 1	
Analyte	Result	PQL	SPK Val	SPK Ref Value	%REC	Control Limit	RPD Ref Value	%RPD	RPD Limit	Qual	
Dibenzo(a,h)anthracene	690.7	6.7	666.7	0	104	40-125	0				
<i>Surr: 2-Fluorobiphenyl</i>	1166	0	1667	0	70	12-100	0				
<i>Surr: 4-Terphenyl-d14</i>	1848	0	1667	0	111	25-137	0				
<i>Surr: Nitrobenzene-d5</i>	1115	0	1667	0	66.9	37-107	0				

MS		Sample ID: 1411204-02B MS				Units: µg/Kg		Analysis Date: 11/7/2014 12:06 PM			
Client ID:		Run ID: SVMS5_141107A				SeqNo: 3023167		Prep Date: 11/6/2014		DF: 1	
Analyte	Result	PQL	SPK Val	SPK Ref Value	%REC	Control Limit	RPD Ref Value	%RPD	RPD Limit	Qual	
Dibenzo(a,h)anthracene	1238	13	1300	0	95.2	40-125	0				
<i>Surr: 2-Fluorobiphenyl</i>	2225	0	3250	0	68.5	12-100	0				
<i>Surr: 4-Terphenyl-d14</i>	3108	0	3250	0	95.6	25-137	0				
<i>Surr: Nitrobenzene-d5</i>	2148	0	3250	0	66.1	37-107	0				

MSD		Sample ID: 1411204-02B MSD				Units: µg/Kg		Analysis Date: 11/7/2014 12:31 PM			
Client ID:		Run ID: SVMS5_141107A				SeqNo: 3023168		Prep Date: 11/6/2014		DF: 1	
Analyte	Result	PQL	SPK Val	SPK Ref Value	%REC	Control Limit	RPD Ref Value	%RPD	RPD Limit	Qual	
Dibenzo(a,h)anthracene	1318	13	1323	0	99.6	40-125	1238	6.3	30		
<i>Surr: 2-Fluorobiphenyl</i>	2479	0	3308	0	74.9	12-100	2225	10.8	40		
<i>Surr: 4-Terphenyl-d14</i>	3471	0	3308	0	105	25-137	3108	11	40		
<i>Surr: Nitrobenzene-d5</i>	2444	0	3308	0	73.9	37-107	2148	12.9	40		

The following samples were analyzed in this batch:

Note: See Qualifiers Page for a list of Qualifiers and their explanation.

Client: HRL Compliance Solutions, Inc
 Work Order: 1411263
 Project: WPX GV 86-2 Resample 11.4.14

QC BATCH REPORT

Batch ID: **R152031** Instrument ID **MOIST** Method: **A2540 G**

MBLK		Sample ID: WBLKS-R152031				Units: % of sample		Analysis Date: 11/6/2014 09:45 PM			
Client ID:		Run ID: MOIST_141106G				SeqNo: 3023151		Prep Date:		DF: 1	
Analyte	Result	PQL	SPK Val	SPK Ref Value	%REC	Control Limit	RPD Ref Value	%RPD	RPD Limit	Qual	

Moisture ND 0.050

LCS		Sample ID: LCS-R152031				Units: % of sample		Analysis Date: 11/6/2014 09:45 PM			
Client ID:		Run ID: MOIST_141106G				SeqNo: 3023149		Prep Date:		DF: 1	
Analyte	Result	PQL	SPK Val	SPK Ref Value	%REC	Control Limit	RPD Ref Value	%RPD	RPD Limit	Qual	

Moisture 100 0.050 100 0 100 99.5-100.5 0

DUP		Sample ID: 1411138-01B DUP				Units: % of sample		Analysis Date: 11/6/2014 09:45 PM			
Client ID:		Run ID: MOIST_141106G				SeqNo: 3023129		Prep Date:		DF: 1	
Analyte	Result	PQL	SPK Val	SPK Ref Value	%REC	Control Limit	RPD Ref Value	%RPD	RPD Limit	Qual	

Moisture 13.86 0.050 0 0 0 0-0 14.67 5.68 20 H

DUP		Sample ID: 1411168-01A DUP				Units: % of sample		Analysis Date: 11/6/2014 09:45 PM			
Client ID:		Run ID: MOIST_141106G				SeqNo: 3023133		Prep Date:		DF: 1	
Analyte	Result	PQL	SPK Val	SPK Ref Value	%REC	Control Limit	RPD Ref Value	%RPD	RPD Limit	Qual	

Moisture 9.26 0.050 0 0 0 0-0 10.12 8.88 20

The following samples were analyzed in this batch:

1411263-01A

Sample Receipt Checklist

Client Name: **HRL**

Date/Time Received: **06-Nov-14 09:30**

Work Order: **1411263**

Received by: **DS**

Checklist completed by Diane Shaw 06-Nov-14
eSignature Date

Reviewed by: Ann Preston 06-Nov-14
eSignature Date

Matrices: **Soil**
Carrier name: **FedEx**

Shipping container/cooler in good condition?	Yes <input checked="" type="checkbox"/>	No <input type="checkbox"/>	Not Present <input type="checkbox"/>
Custody seals intact on shipping container/cooler?	Yes <input checked="" type="checkbox"/>	No <input type="checkbox"/>	Not Present <input type="checkbox"/>
Custody seals intact on sample bottles?	Yes <input type="checkbox"/>	No <input type="checkbox"/>	Not Present <input checked="" type="checkbox"/>
Chain of custody present?	Yes <input checked="" type="checkbox"/>	No <input type="checkbox"/>	
Chain of custody signed when relinquished and received?	Yes <input checked="" type="checkbox"/>	No <input type="checkbox"/>	
Chain of custody agrees with sample labels?	Yes <input checked="" type="checkbox"/>	No <input type="checkbox"/>	
Samples in proper container/bottle?	Yes <input checked="" type="checkbox"/>	No <input type="checkbox"/>	
Sample containers intact?	Yes <input checked="" type="checkbox"/>	No <input type="checkbox"/>	
Sufficient sample volume for indicated test?	Yes <input checked="" type="checkbox"/>	No <input type="checkbox"/>	
All samples received within holding time?	Yes <input checked="" type="checkbox"/>	No <input type="checkbox"/>	
Container/Temp Blank temperature in compliance?	Yes <input checked="" type="checkbox"/>	No <input type="checkbox"/>	
Sample(s) received on ice?	Yes <input checked="" type="checkbox"/>	No <input type="checkbox"/>	
Temperature(s)/Thermometer(s):	<input type="text" value="5.2 c"/>		
Cooler(s)/Kit(s):	<input type="text"/>		
Date/Time sample(s) sent to storage:	<input type="text" value="11/6/2014 12:55:45 PM"/>		
Water - VOA vials have zero headspace?	Yes <input type="checkbox"/>	No <input type="checkbox"/>	No VOA vials submitted <input checked="" type="checkbox"/>
Water - pH acceptable upon receipt?	Yes <input type="checkbox"/>	No <input type="checkbox"/>	N/A <input checked="" type="checkbox"/>
pH adjusted?	Yes <input type="checkbox"/>	No <input type="checkbox"/>	N/A <input checked="" type="checkbox"/>
pH adjusted by:	<input type="text"/>		

Login Notes:

Client Contacted: Date Contacted: Person Contacted:

Contacted By: Regarding:

Comments:

CorrectiveAction:

From: (814) 398-8070
Miss Martinez
ALS Environmental
127 E. 1st Street
PARACHUTE, CO 81635

Origin ID: RILA



Ship Date: 04NOV14
Actual Weight: 64.0 LB
CAD: 23848404NET3550

Dim: 14 X 20 X 15 IN

Delivery Address Bar Code



SHIP TO: (814) 398-8070
sample receiving
ALS Laboratory Group
3352 128TH AVE


BILL BENDER

Ref # 110414-1
Invoice #
PO # Parachute
Dept #

HOLLAND, MI 49424


WED - 05 NOV 10:30A
PRIORITY OVERNIGHT

TRK 7717 4287 7584
EXP



XX HLMA

49424
MI-UR
GRR




5220 LWR02BAND

After printing this label:

1. Use the "Print" button on this page to print your label to your laser or inkjet printer.
2. Fold the printed page along the horizontal line.
3. Place label in shipping pouch and affix it to your shipment so that the barcode portion of the label can be read and scanned.

Warning: Use only the printed original label for shipping. Using a photocopy of this label for shipping purposes is fraudulent and could result in additional billing charges, along with the cancellation of your FedEx account number.

Use of this system constitutes your agreement to the service conditions in the current FedEx Service Guide, available on fedex.com. FedEx will not be responsible for any claim in excess of \$100 per package, whether the result of loss, damage, delay, non-delivery, misdelivery, or misinformation, unless you declare a higher value, pay an additional charge, document your actual loss and file a timely claim. Limitations found in the current FedEx Service Guide apply. Your right to recover from FedEx for any loss, including intrinsic value of the package, loss of sales, income interest, profit, attorney's fees, costs, and other forms of damage whether direct, incidental, consequential, or special is limited to the greater of \$100 or the authorized declared value. Recovery cannot exceed actual documented loss. Maximum for items of extraordinary value is \$1,000, e.g. jewelry, precious metals, negotiable instruments and other items listed in our Service Guide. Written claims must be filed within strict time limits, see current FedEx Service Guide.





02-Oct-2014

Mark Mumby
HRL Compliance Solutions, Inc
2385 F 1/2 Road
Grand Junction, CO 81505

Re: **WPX GV 86-2 Cuttings 9.29.14**

Work Order: **14091443**

Dear Mark,

ALS Environmental received 1 sample on 30-Sep-2014 10:00 AM for the analyses presented in the following report.

The analytical data provided relates directly to the samples received by ALS Environmental and for only the analyses requested.

Sample results are compliant with NELAP standard requirements and QC results achieved laboratory specifications. Any exceptions are noted in the Case Narrative, or noted with qualifiers in the report or QC batch information. Should this laboratory report need to be reproduced, it should be reproduced in full unless written approval has been obtained from ALS Environmental. Samples will be disposed in 30 days unless storage arrangements are made.

The total number of pages in this report is 23.

If you have any questions regarding this report, please feel free to contact me.

Sincerely,

A handwritten signature in cursive script that reads "Ann Preston".

Electronically approved by: Ann Preston

Ann Preston
Project Manager



Certificate No: MN 532786

Report of Laboratory Analysis

ADDRESS 3352 128th Avenue Holland, Michigan 49424-9263 | PHONE (616) 399-6070 | FAX (616) 399-6185

ALS GROUP USA, CORP Part of the ALS Laboratory Group A Campbell Brothers Limited Company

Environmental ALS Environmental logo icon consisting of a stylized green and blue shape.

www.alsglobal.com

RIGHT SOLUTIONS RIGHT PARTNER

Client: HRL Compliance Solutions, Inc
Project: WPX GV 86-2 Cuttings 9.29.14
Work Order: 14091443

Work Order Sample Summary

<u>Lab Samp ID</u>	<u>Client Sample ID</u>	<u>Matrix</u>	<u>Tag Number</u>	<u>Collection Date</u>	<u>Date Received</u>	<u>Hold</u>
14091443-01	Cuttings	Soil		9/29/2014 14:20	9/30/2014 10:00	<input type="checkbox"/>

Client: HRL Compliance Solutions, Inc
Project: WPX GV 86-2 Cuttings 9.29.14
Work Order: 14091443

Case Narrative

Batch 63360 MS/MSD data for PAHs is not related to this project's samples. No data requires qualification.

Batch 63361 MS/MSD data for DRO is not related to this project's samples. No data requires qualification.

Batch 63434 MS/MSD data for GRO is not related to this project's samples. No data requires qualification.

<u>Qualifier</u>	<u>Description</u>
*	Value exceeds Regulatory Limit
a	Not accredited
B	Analyte detected in the associated Method Blank above the Reporting Limit
E	Value above quantitation range
H	Analyzed outside of Holding Time
J	Analyte is present at an estimated concentration between the MDL and Report Limit
n	Not offered for accreditation
ND	Not Detected at the Reporting Limit
O	Sample amount is > 4 times amount spiked
P	Dual Column results percent difference > 40%
R	RPD above laboratory control limit
S	Spike Recovery outside laboratory control limits
U	Analyzed but not detected above the MDL

<u>Acronym</u>	<u>Description</u>
DUP	Method Duplicate
LCS	Laboratory Control Sample
LCSD	Laboratory Control Sample Duplicate
LOD	Limit of Detection (see MDL)
LOQ	Limit of Quantitation (see PQL)
MBLK	Method Blank
MDL	Method Detection Limit
MS	Matrix Spike
MSD	Matrix Spike Duplicate
PQL	Practical Quantitation Limit
RPD	Relative Percent Difference
TDL	Target Detection Limit
TNTC	Too Numerous To Count
A	APHA Standard Methods
D	ASTM
E	EPA
SW	SW-846 Update III

<u>Units Reported</u>	<u>Description</u>
% of sample	Percent of Sample
µg/Kg-dry	Micrograms per Kilogram Dry Weight
mg/Kg-dry	Milligrams per Kilogram Dry Weight
mg/L	Milligrams per Liter
mmhos/cm @25°C	Millimhos-Centimeter at 25 Degrees Celcius
none	
s.u.	Standard Units

ALS Group USA, Corp

Date: 02-Oct-14

Client: HRL Compliance Solutions, Inc

Project: WPX GV 86-2 Cuttings 9.29.14

Work Order: 14091443

Sample ID: Cuttings

Lab ID: 14091443-01

Collection Date: 9/29/2014 02:20 PM

Matrix: SOIL

Analyses	Result	Qual	Report Limit	Units	Dilution Factor	Date Analyzed
DIESEL RANGE ORGANICS BY GC-FID			SW8015M		Prep: SW3541 / 9/30/14	Analyst: IT
DRO (C10-C28)	36		4.8	mg/Kg-dry	1	9/30/2014 08:08 PM
<i>Surr: 4-Terphenyl-d14</i>	<i>71.0</i>		<i>39-133</i>	<i>%REC</i>	1	9/30/2014 08:08 PM
GASOLINE RANGE ORGANICS BY GC-FID			SW8015		Prep: SW5035 / 10/1/14	Analyst: IT
GRO (C6-C10)	ND		2.9	mg/Kg-dry	1	10/2/2014 02:46 AM
<i>Surr: Toluene-d8</i>	<i>103</i>		<i>50-150</i>	<i>%REC</i>	1	10/2/2014 02:46 AM
MERCURY BY CVA			SW7471		Prep: SW7471 / 9/30/14	Analyst: LR
Mercury	0.066		0.014	mg/Kg-dry	1	10/1/2014 02:45 PM
SOLUBLE CATIONS FOR SAR			SW846 6010C		Prep: USDA Method 20B / 10/2/14	Analyst: JEC
Calcium	470		5.0	mg/L	10	10/2/2014 12:10 PM
Magnesium	34		2.0	mg/L	10	10/2/2014 12:10 PM
Sodium	2,200		2.0	mg/L	10	10/2/2014 12:10 PM
METALS BY ICP-MS			SW6020A		Prep: SW3050B / 10/1/14	Analyst: ML
Arsenic	4.6		2.1	mg/Kg-dry	5	10/2/2014 02:44 AM
Barium	5,900		21	mg/Kg-dry	50	10/2/2014 04:16 PM
Cadmium	ND		0.83	mg/Kg-dry	5	10/2/2014 02:44 AM
Chromium	15		2.1	mg/Kg-dry	5	10/2/2014 02:44 AM
Copper	17		2.1	mg/Kg-dry	5	10/2/2014 02:44 AM
Lead	15		2.1	mg/Kg-dry	5	10/2/2014 02:44 AM
Nickel	15		2.1	mg/Kg-dry	5	10/2/2014 02:44 AM
Selenium	ND		2.1	mg/Kg-dry	5	10/2/2014 02:44 AM
Silver	ND		2.1	mg/Kg-dry	5	10/2/2014 02:44 AM
Zinc	59		4.1	mg/Kg-dry	5	10/2/2014 02:44 AM
SODIUM ADSORPTION RATIO			USDA H60 METHOD		Prep: USDA Method 20B / 10/2/14	Analyst: JEC
Sodium Adsorption Ratio	26		0.010	none	1	10/2/2014
SEMI-VOLATILE ORGANIC COMPOUNDS			SW846 8270D		Prep: SW3541 / 9/30/14	Analyst: RM
Acenaphthene	ND		7.7	µg/Kg-dry	1	10/1/2014 06:49 AM
Acenaphthylene	ND		7.7	µg/Kg-dry	1	10/1/2014 06:49 AM
Anthracene	ND		7.7	µg/Kg-dry	1	10/1/2014 06:49 AM
Benzo(a)anthracene	ND		7.7	µg/Kg-dry	1	10/1/2014 06:49 AM
Benzo(a)pyrene	ND		7.7	µg/Kg-dry	1	10/1/2014 06:49 AM
Benzo(b)fluoranthene	ND		7.7	µg/Kg-dry	1	10/1/2014 06:49 AM
Benzo(g,h,i)perylene	ND		7.7	µg/Kg-dry	1	10/1/2014 06:49 AM
Benzo(k)fluoranthene	ND		7.7	µg/Kg-dry	1	10/1/2014 06:49 AM
Chrysene	ND		7.7	µg/Kg-dry	1	10/1/2014 06:49 AM

Note: See Qualifiers page for a list of qualifiers and their definitions.

ALS Group USA, Corp

Date: 02-Oct-14

Client: HRL Compliance Solutions, Inc

Project: WPX GV 86-2 Cuttings 9.29.14

Work Order: 14091443

Sample ID: Cuttings

Lab ID: 14091443-01

Collection Date: 9/29/2014 02:20 PM

Matrix: SOIL

Analyses	Result	Qual	Report Limit	Units	Dilution Factor	Date Analyzed
Dibenzo(a,h)anthracene	ND		7.7	µg/Kg-dry	1	10/1/2014 06:49 AM
Fluoranthene	ND		7.7	µg/Kg-dry	1	10/1/2014 06:49 AM
Fluorene	ND		7.7	µg/Kg-dry	1	10/1/2014 06:49 AM
Indeno(1,2,3-cd)pyrene	ND		7.7	µg/Kg-dry	1	10/1/2014 06:49 AM
Naphthalene	21		7.7	µg/Kg-dry	1	10/1/2014 06:49 AM
Pyrene	ND		7.7	µg/Kg-dry	1	10/1/2014 06:49 AM
Surr: 2-Fluorobiphenyl	55.4		12-100	%REC	1	10/1/2014 06:49 AM
Surr: 4-Terphenyl-d14	105		25-137	%REC	1	10/1/2014 06:49 AM
Surr: Nitrobenzene-d5	48.9		37-107	%REC	1	10/1/2014 06:49 AM
VOLATILE ORGANIC COMPOUNDS			SW8260B	Prep: SW5035 / 10/1/14		Analyst: AK
Benzene	38		35	µg/Kg-dry	1	10/1/2014 03:45 PM
Ethylbenzene	39		35	µg/Kg-dry	1	10/1/2014 03:45 PM
m,p-Xylene	300		71	µg/Kg-dry	1	10/1/2014 03:45 PM
o-Xylene	52		35	µg/Kg-dry	1	10/1/2014 03:45 PM
Toluene	210		35	µg/Kg-dry	1	10/1/2014 03:45 PM
Xylenes, Total	350		110	µg/Kg-dry	1	10/1/2014 03:45 PM
Surr: 1,2-Dichloroethane-d4	102		70-130	%REC	1	10/1/2014 03:45 PM
Surr: 4-Bromofluorobenzene	96.9		70-130	%REC	1	10/1/2014 03:45 PM
Surr: Dibromofluoromethane	98.4		70-130	%REC	1	10/1/2014 03:45 PM
Surr: Toluene-d8	97.0		70-130	%REC	1	10/1/2014 03:45 PM
ELECTRICAL CONDUCTIVITY (SAR)			USDA H60 METHOD	Prep: USDA Method 20B / 10/2/14		Analyst: JB
Electrical Conductivity @ Saturation	14		0.050	mmhos/cm @25	10	10/2/2014 03:20 PM
CHROMIUM, TRIVALENT			CALCULATION			Analyst: MB
Chromium, Trivalent	15		0.59	mg/Kg-dry	1	10/2/2014 01:10 PM
CHROMIUM, HEXAVALENT			SW7196A	Prep: SW3060A / 9/30/14		Analyst: MB
Chromium, Hexavalent	ND		0.59	mg/Kg-dry	1	10/1/2014 03:00 PM
MOISTURE			A2540 G			Analyst: RLM
Moisture	15		0.050	% of sample	1	10/1/2014 08:05 PM
PH			SW9045D	Prep: EXTRACT / 9/30/14		Analyst: STP
pH	7.9			s.u.	1	9/30/2014 04:30 PM

Note: See Qualifiers page for a list of qualifiers and their definitions.

Client: HRL Compliance Solutions, Inc
Work Order: 14091443
Project: WPX GV 86-2 Cuttings 9.29.14

QC BATCH REPORT

Batch ID: **63361** Instrument ID **GC8** Method: **SW8015M**

MBLK		Sample ID: DBLKS1-63361-63361				Units: mg/Kg		Analysis Date: 9/30/2014 05:22 PM			
Client ID:		Run ID: GC8_140930A				SeqNo: 2960385		Prep Date: 9/30/2014		DF: 1	
Analyte	Result	PQL	SPK Val	SPK Ref Value	%REC	Control Limit	RPD Ref Value	%RPD	RPD Limit	Qual	
DRO (C10-C28)	ND	4.2									
<i>Surr: 4-Terphenyl-d14</i>	1.298	0	1.667	0	77.9	39-133	0				

LCS		Sample ID: DLCSS1-63361-63361				Units: mg/Kg		Analysis Date: 9/30/2014 05:50 PM			
Client ID:		Run ID: GC8_140930A				SeqNo: 2960386		Prep Date: 9/30/2014		DF: 1	
Analyte	Result	PQL	SPK Val	SPK Ref Value	%REC	Control Limit	RPD Ref Value	%RPD	RPD Limit	Qual	
DRO (C10-C28)	169.5	4.2	166.7	0	102	61-109	0				
<i>Surr: 4-Terphenyl-d14</i>	1.002	0	1.667	0	60.1	39-133	0				

MS		Sample ID: 14091418-01A MS				Units: mg/Kg		Analysis Date: 9/30/2014 06:18 PM			
Client ID:		Run ID: GC8_140930A				SeqNo: 2960387		Prep Date: 9/30/2014		DF: 5	
Analyte	Result	PQL	SPK Val	SPK Ref Value	%REC	Control Limit	RPD Ref Value	%RPD	RPD Limit	Qual	
DRO (C10-C28)	4404	41	326.5	3971	133	48-110	0			SO	
<i>Surr: 4-Terphenyl-d14</i>	9.354	0	3.265	0	286	39-133	0			S	

MSD		Sample ID: 14091418-01A MSD				Units: mg/Kg		Analysis Date: 9/30/2014 06:45 PM			
Client ID:		Run ID: GC8_140930A				SeqNo: 2960388		Prep Date: 9/30/2014		DF: 5	
Analyte	Result	PQL	SPK Val	SPK Ref Value	%REC	Control Limit	RPD Ref Value	%RPD	RPD Limit	Qual	
DRO (C10-C28)	4226	42	332.8	3971	76.6	48-110	4404	4.13	30	O	
<i>Surr: 4-Terphenyl-d14</i>	8.753	0	3.328	0	263	39-133	9.354	6.64	30	S	

The following samples were analyzed in this batch: | 14091443-01B |

Client: HRL Compliance Solutions, Inc
 Work Order: 14091443
 Project: WPX GV 86-2 Cuttings 9.29.14

QC BATCH REPORT

Batch ID: **63434** Instrument ID **GC9** Method: **SW8015**

MBLK		Sample ID: MBLK-63434-63434				Units: µg/Kg		Analysis Date: 10/1/2014 08:48 PM			
Client ID:		Run ID: GC9_141001A				SeqNo: 2962136		Prep Date: 10/1/2014		DF: 1	
Analyte	Result	PQL	SPK Val	SPK Ref Value	%REC	Control Limit	RPD Ref Value	%RPD	RPD Limit	Qual	
GRO (C6-C10)	ND	2,500									
<i>Surr: Toluene-d8</i>	5010	0	5000	0	100	50-150	0				

LCS		Sample ID: LCS-63434-63434				Units: µg/Kg		Analysis Date: 10/1/2014 08:23 PM			
Client ID:		Run ID: GC9_141001A				SeqNo: 2962135		Prep Date: 10/1/2014		DF: 1	
Analyte	Result	PQL	SPK Val	SPK Ref Value	%REC	Control Limit	RPD Ref Value	%RPD	RPD Limit	Qual	
GRO (C6-C10)	563400	2,500	500000	0	113	70-130	0				
<i>Surr: Toluene-d8</i>	6625	0	5000	0	132	50-150	0				

MS		Sample ID: 14091451-01A MS				Units: µg/Kg		Analysis Date: 10/2/2014 05:24 AM			
Client ID:		Run ID: GC9_141001A				SeqNo: 2962152		Prep Date: 10/1/2014		DF: 1	
Analyte	Result	PQL	SPK Val	SPK Ref Value	%REC	Control Limit	RPD Ref Value	%RPD	RPD Limit	Qual	
GRO (C6-C10)	753100	2,500	500000	35180	144	70-130	0			S	
<i>Surr: Toluene-d8</i>	5098	0	5000	0	102	50-150	0				

MSD		Sample ID: 14091451-01A MSD				Units: µg/Kg		Analysis Date: 10/2/2014 05:49 AM			
Client ID:		Run ID: GC9_141001A				SeqNo: 2962153		Prep Date: 10/1/2014		DF: 1	
Analyte	Result	PQL	SPK Val	SPK Ref Value	%REC	Control Limit	RPD Ref Value	%RPD	RPD Limit	Qual	
GRO (C6-C10)	749500	2,500	500000	35180	143	70-130	753100	0.483	30	S	
<i>Surr: Toluene-d8</i>	5201	0	5000	0	104	50-150	5098	1.99	30		

The following samples were analyzed in this batch: 14091443-01A

Client: HRL Compliance Solutions, Inc
 Work Order: 14091443
 Project: WPX GV 86-2 Cuttings 9.29.14

QC BATCH REPORT

Batch ID: **63393** Instrument ID **HG1** Method: **SW7471**

MBLK	Sample ID: MBLK-63393-63393				Units: mg/Kg			Analysis Date: 10/1/2014 01:29 PM		
Client ID:	Run ID: HG1_141001A				SeqNo: 2961102		Prep Date: 9/30/2014		DF: 1	
Analyte	Result	PQL	SPK Val	SPK Ref Value	%REC	Control Limit	RPD Ref Value	%RPD	RPD Limit	Qual

Mercury ND 0.020

LCS	Sample ID: LCS-63393-63393				Units: mg/Kg			Analysis Date: 10/1/2014 01:31 PM		
Client ID:	Run ID: HG1_141001A				SeqNo: 2961103		Prep Date: 9/30/2014		DF: 1	
Analyte	Result	PQL	SPK Val	SPK Ref Value	%REC	Control Limit	RPD Ref Value	%RPD	RPD Limit	Qual

Mercury 0.1712 0.020 0.1665 0 103 80-120 0

MS	Sample ID: 14091359-01BMS				Units: mg/Kg			Analysis Date: 10/1/2014 01:38 PM		
Client ID:	Run ID: HG1_141001A				SeqNo: 2961106		Prep Date: 9/30/2014		DF: 1	
Analyte	Result	PQL	SPK Val	SPK Ref Value	%REC	Control Limit	RPD Ref Value	%RPD	RPD Limit	Qual

Mercury 0.1212 0.012 0.1026 0.0192 99.5 75-125 0

MSD	Sample ID: 14091359-01BMSD				Units: mg/Kg			Analysis Date: 10/1/2014 01:40 PM		
Client ID:	Run ID: HG1_141001A				SeqNo: 2961107		Prep Date: 9/30/2014		DF: 1	
Analyte	Result	PQL	SPK Val	SPK Ref Value	%REC	Control Limit	RPD Ref Value	%RPD	RPD Limit	Qual

Mercury 0.124 0.012 0.1021 0.0192 103 75-125 0.1212 2.26 35

The following samples were analyzed in this batch: 14091443-01B

Note: See Qualifiers Page for a list of Qualifiers and their explanation.

Client: HRL Compliance Solutions, Inc
 Work Order: 14091443
 Project: WPX GV 86-2 Cuttings 9.29.14

QC BATCH REPORT

Batch ID: **63419** Instrument ID **ICP2** Method: **SW846 6010C**

DUP		Sample ID: 14091443-01CDUP				Units: mg/L		Analysis Date: 10/2/2014 12:16 PM		
Client ID: Cuttings		Run ID: ICP2_141001B				SeqNo: 2963323		Prep Date: 10/2/2014		DF: 10
Analyte	Result	PQL	SPK Val	SPK Ref Value	%REC	Control Limit	RPD Ref Value	%RPD	RPD Limit	Qual
Calcium	525.1	5.0	0	0	0	0-0	0			
Magnesium	38.65	2.0	0	0	0	0-0	0			

DUP		Sample ID: 14091443-01CDUP				Units: mg/L		Analysis Date: 10/2/2014 01:10 PM		
Client ID: Cuttings		Run ID: ICP2_141001B				SeqNo: 2963346		Prep Date: 10/2/2014		DF: 100
Analyte	Result	PQL	SPK Val	SPK Ref Value	%REC	Control Limit	RPD Ref Value	%RPD	RPD Limit	Qual
Sodium	2614	20	0	0	0	0-0	0			

The following samples were analyzed in this batch:

14091443-01C

Batch ID: **63419** Instrument ID **SAR** Method: **USDA H60 Method**

DUP		Sample ID: 14091443-01CDUP				Units: none		Analysis Date: 10/2/2014		
Client ID: Cuttings		Run ID: SAR_141002A				SeqNo: 2963413		Prep Date: 10/2/2014		DF: 1
Analyte	Result	PQL	SPK Val	SPK Ref Value	%REC	Control Limit	RPD Ref Value	%RPD	RPD Limit	Qual
Sodium Adsorption Ratio	29.67	0.010	0	0	0		26.45	11.5	50	

The following samples were analyzed in this batch:

14091443-01C

Client: HRL Compliance Solutions, Inc
 Work Order: 14091443
 Project: WPX GV 86-2 Cuttings 9.29.14

QC BATCH REPORT

Batch ID: **63421** Instrument ID **ICPMS1** Method: **SW6020A**

MBLK		Sample ID: MBLK-63421-63421				Units: mg/Kg		Analysis Date: 10/2/2014 01:12 AM		
Client ID:		Run ID: ICPMS1_141001A			SeqNo: 2962678		Prep Date: 10/1/2014		DF: 1	
Analyte	Result	PQL	SPK Val	SPK Ref Value	%REC	Control Limit	RPD Ref Value	%RPD	RPD Limit	Qual
Arsenic	ND	0.25								
Barium	ND	0.25								
Cadmium	ND	0.10								
Chromium	ND	0.25								
Copper	ND	0.25								
Lead	ND	0.25								
Nickel	ND	0.25								
Selenium	ND	0.25								
Silver	ND	0.25								
Zinc	0.1011	0.50								J

LCS		Sample ID: LCS-63421-63421				Units: mg/Kg		Analysis Date: 10/2/2014 01:18 AM		
Client ID:		Run ID: ICPMS1_141001A			SeqNo: 2962679		Prep Date: 10/1/2014		DF: 1	
Analyte	Result	PQL	SPK Val	SPK Ref Value	%REC	Control Limit	RPD Ref Value	%RPD	RPD Limit	Qual
Arsenic	4.672	0.25	5	0	93.4	80-120	0			
Barium	4.909	0.25	5	0	98.2	80-120	0			
Cadmium	4.93	0.10	5	0	98.6	80-120	0			
Chromium	4.99	0.25	5	0	99.8	80-120	0			
Copper	4.708	0.25	5	0	94.2	80-120	0			
Lead	4.933	0.25	5	0	98.7	80-120	0			
Nickel	4.84	0.25	5	0	96.8	80-120	0			
Selenium	4.404	0.25	5	0	88.1	80-120	0			
Silver	4.832	0.25	5	0	96.6	80-120	0			
Zinc	4.784	0.50	5	0	95.7	80-120	0			

MS		Sample ID: 14091425-05AMS				Units: mg/Kg		Analysis Date: 10/2/2014 02:13 AM		
Client ID:		Run ID: ICPMS1_141001A			SeqNo: 2962700		Prep Date: 10/1/2014		DF: 1	
Analyte	Result	PQL	SPK Val	SPK Ref Value	%REC	Control Limit	RPD Ref Value	%RPD	RPD Limit	Qual
Arsenic	6.851	0.35	7.092	0.6286	87.7	75-125	0			
Barium	13.96	0.35	7.092	5.595	118	75-125	0			
Cadmium	6.796	0.14	7.092	0.01265	95.6	75-125	0			
Chromium	9.504	0.35	7.092	2.413	100	75-125	0			
Copper	7.858	0.35	7.092	1.652	87.5	75-125	0			
Lead	7.716	0.35	7.092	0.9661	95.2	75-125	0			
Nickel	8.745	0.35	7.092	2.22	92	75-125	0			
Selenium	6.248	0.35	7.092	0.4134	82.3	75-125	0			
Silver	6.35	0.35	7.092	0.005269	89.5	75-125	0			
Zinc	10.81	0.71	7.092	4.252	92.5	75-125	0			

Note: See Qualifiers Page for a list of Qualifiers and their explanation.

Client: HRL Compliance Solutions, Inc
Work Order: 14091443
Project: WPX GV 86-2 Cuttings 9.29.14

QC BATCH REPORT

Batch ID: **63421** Instrument ID **ICPMS1** Method: **SW6020A**

MSD		Sample ID: 14091425-05AMSD				Units: mg/Kg		Analysis Date: 10/2/2014 02:19 AM		
Client ID:		Run ID: ICPMS1_141001A			SeqNo: 2962701		Prep Date: 10/1/2014		DF: 1	
Analyte	Result	PQL	SPK Val	SPK Ref Value	%REC	Control Limit	RPD Ref Value	%RPD	RPD Limit	Qual
Arsenic	6.786	0.35	7.032	0.6286	87.6	75-125	6.851	0.951	25	
Barium	12.77	0.35	7.032	5.595	102	75-125	13.96	8.93	25	
Cadmium	6.773	0.14	7.032	0.01265	96.1	75-125	6.796	0.337	25	
Chromium	9.606	0.35	7.032	2.413	102	75-125	9.504	1.07	25	
Copper	7.799	0.35	7.032	1.652	87.4	75-125	7.858	0.757	25	
Lead	7.722	0.35	7.032	0.9661	96.1	75-125	7.716	0.0675	25	
Nickel	8.565	0.35	7.032	2.22	90.2	75-125	8.745	2.07	25	
Selenium	6.297	0.35	7.032	0.4134	83.7	75-125	6.248	0.785	25	
Silver	6.366	0.35	7.032	0.005269	90.4	75-125	6.35	0.241	25	
Zinc	10.75	0.70	7.032	4.252	92.3	75-125	10.81	0.585	25	

The following samples were analyzed in this batch: | 14091443-01B |

Client: HRL Compliance Solutions, Inc
 Work Order: 14091443
 Project: WPX GV 86-2 Cuttings 9.29.14

QC BATCH REPORT

Batch ID: **63360** Instrument ID **SVMS8** Method: **SW846 8270D**

MBLK		Sample ID: SBLKS1-63360-63360				Units: µg/Kg		Analysis Date: 9/30/2014 05:44 PM		
Client ID:		Run ID: SVMS8_140930A			SeqNo: 2961460		Prep Date: 9/30/2014		DF: 1	
Analyte	Result	PQL	SPK Val	SPK Ref Value	%REC	Control Limit	RPD Ref Value	%RPD	RPD Limit	Qual
Acenaphthene	ND	6.7								
Acenaphthylene	ND	6.7								
Anthracene	ND	6.7								
Benzo(a)anthracene	ND	6.7								
Benzo(a)pyrene	ND	6.7								
Benzo(b)fluoranthene	ND	6.7								
Benzo(g,h,i)perylene	ND	6.7								
Benzo(k)fluoranthene	ND	6.7								
Chrysene	ND	6.7								
Dibenzo(a,h)anthracene	ND	6.7								
Fluoranthene	ND	6.7								
Fluorene	ND	6.7								
Indeno(1,2,3-cd)pyrene	ND	6.7								
Naphthalene	ND	6.7								
Pyrene	ND	6.7								
<i>Surr: 2-Fluorobiphenyl</i>	1196	0	1667	0	71.7	12-100	0			
<i>Surr: 4-Terphenyl-d14</i>	1975	0	1667	0	118	25-137	0			
<i>Surr: Nitrobenzene-d5</i>	1095	0	1667	0	65.7	37-107	0			

LCS		Sample ID: SLCSS1-63360-63360				Units: µg/Kg		Analysis Date: 9/30/2014 06:04 PM		
Client ID:		Run ID: SVMS8_140930A			SeqNo: 2961462		Prep Date: 9/30/2014		DF: 1	
Analyte	Result	PQL	SPK Val	SPK Ref Value	%REC	Control Limit	RPD Ref Value	%RPD	RPD Limit	Qual
Acenaphthene	527	6.7	666.7	0	79	45-110	0			
Acenaphthylene	549	6.7	666.7	0	82.3	45-105	0			
Anthracene	616	6.7	666.7	0	92.4	55-105	0			
Benzo(a)anthracene	623.3	6.7	666.7	0	93.5	50-110	0			
Benzo(a)pyrene	641.3	6.7	666.7	0	96.2	50-110	0			
Benzo(b)fluoranthene	688.3	6.7	666.7	0	103	45-115	0			
Benzo(g,h,i)perylene	564.7	6.7	666.7	0	84.7	40-125	0			
Benzo(k)fluoranthene	683	6.7	666.7	0	102	45-115	0			
Chrysene	657.7	6.7	666.7	0	98.6	55-110	0			
Dibenzo(a,h)anthracene	595	6.7	666.7	0	89.2	40-125	0			
Fluoranthene	556	6.7	666.7	0	83.4	55-115	0			
Fluorene	529.3	6.7	666.7	0	79.4	50-110	0			
Indeno(1,2,3-cd)pyrene	597.3	6.7	666.7	0	89.6	40-120	0			
Naphthalene	492	6.7	666.7	0	73.8	40-105	0			
Pyrene	781	6.7	666.7	0	117	45-125	0			
<i>Surr: 2-Fluorobiphenyl</i>	1354	0	1667	0	81.2	12-100	0			
<i>Surr: 4-Terphenyl-d14</i>	2179	0	1667	0	131	25-137	0			
<i>Surr: Nitrobenzene-d5</i>	1182	0	1667	0	70.9	37-107	0			

Note: See Qualifiers Page for a list of Qualifiers and their explanation.

Client: HRL Compliance Solutions, Inc
 Work Order: 14091443
 Project: WPX GV 86-2 Cuttings 9.29.14

QC BATCH REPORT

Batch ID: 63360 Instrument ID SVMS8 Method: SW846 8270D

MS				Sample ID: 14091373-05B MS			Units: µg/Kg		Analysis Date: 9/30/2014 10:29 PM		
Client ID:		Run ID: SVMS8_140930A			SeqNo: 2961465		Prep Date: 9/30/2014		DF: 1		
Analyte	Result	PQL	SPK Val	SPK Ref Value	%REC	Control Limit	RPD Ref Value	%RPD	RPD Limit	Qual	
Acenaphthene	1015	13	1290	0	78.7	45-110	0				
Acenaphthylene	1006	13	1290	0	78	45-105	0				
Anthracene	1175	13	1290	0	91	55-105	0				
Benzo(a)anthracene	1199	13	1290	177.2	79.2	50-110	0				
Benzo(a)pyrene	1248	13	1290	0	96.7	50-110	0				
Benzo(b)fluoranthene	1355	13	1290	0	105	45-115	0				
Benzo(g,h,i)perylene	1314	13	1290	0	102	40-125	0				
Benzo(k)fluoranthene	1284	13	1290	0	99.5	45-115	0				
Chrysene	1322	13	1290	0	102	55-110	0				
Dibenzo(a,h)anthracene	1226	13	1290	36.17	92.2	40-125	0				
Fluoranthene	1344	13	1290	0	104	55-115	0				
Fluorene	1045	13	1290	0	81	50-110	0				
Indeno(1,2,3-cd)pyrene	1353	13	1290	151.3	93.1	40-120	0				
Naphthalene	730.9	13	1290	0	56.6	40-105	0				
Pyrene	1780	13	1290	0	138	45-125	0			S	
Surr: 2-Fluorobiphenyl	2212	0	3226	0	68.6	12-100	0				
Surr: 4-Terphenyl-d14	3877	0	3226	0	120	25-137	0				
Surr: Nitrobenzene-d5	1915	0	3226	0	59.4	37-107	0				

MSD				Sample ID: 14091373-05B MSD			Units: µg/Kg		Analysis Date: 9/30/2014 10:49 PM		
Client ID:		Run ID: SVMS8_140930A			SeqNo: 2961470		Prep Date: 9/30/2014		DF: 1		
Analyte	Result	PQL	SPK Val	SPK Ref Value	%REC	Control Limit	RPD Ref Value	%RPD	RPD Limit	Qual	
Acenaphthene	932.5	13	1310	0	71.2	45-110	1015	8.51	30		
Acenaphthylene	929.2	13	1310	0	70.9	45-105	1006	7.97	30		
Anthracene	1170	13	1310	0	89.3	55-105	1175	0.446	30		
Benzo(a)anthracene	1246	13	1310	177.2	81.6	50-110	1199	3.89	30		
Benzo(a)pyrene	1297	13	1310	0	99	50-110	1248	3.79	30		
Benzo(b)fluoranthene	1402	13	1310	0	107	45-115	1355	3.38	30		
Benzo(g,h,i)perylene	1348	13	1310	0	103	40-125	1314	2.57	30		
Benzo(k)fluoranthene	1268	13	1310	0	96.8	45-115	1284	1.26	30		
Chrysene	1355	13	1310	0	103	55-110	1322	2.47	30		
Dibenzo(a,h)anthracene	1272	13	1310	36.17	94.3	40-125	1226	3.63	30		
Fluoranthene	1397	13	1310	0	107	55-115	1344	3.91	30		
Fluorene	984.2	13	1310	0	75.1	50-110	1045	6	30		
Indeno(1,2,3-cd)pyrene	1395	13	1310	151.3	95	40-120	1353	3.1	30		
Naphthalene	623.4	13	1310	0	47.6	40-105	730.9	15.9	30		
Pyrene	1896	13	1310	0	145	45-125	1780	6.34	30	S	
Surr: 2-Fluorobiphenyl	2008	0	3274	0	61.3	12-100	2212	9.69	40		
Surr: 4-Terphenyl-d14	3782	0	3274	0	116	25-137	3877	2.46	40		
Surr: Nitrobenzene-d5	1638	0	3274	0	50	37-107	1915	15.6	40		

Note: See Qualifiers Page for a list of Qualifiers and their explanation.

Client: HRL Compliance Solutions, Inc
Work Order: 14091443
Project: WPX GV 86-2 Cuttings 9.29.14

QC BATCH REPORT

Batch ID: **63360** Instrument ID **SVMS8** Method: **SW846 8270D**

The following samples were analyzed in this batch:

14091443-01B

Client: HRL Compliance Solutions, Inc
 Work Order: 14091443
 Project: WPX GV 86-2 Cuttings 9.29.14

QC BATCH REPORT

Batch ID: **63425** Instrument ID **VMS5** Method: **SW8260B**

MBLK		Sample ID: MBLK-63425-63425				Units: µg/Kg		Analysis Date: 10/1/2014 03:49 PM		
Client ID:		Run ID: VMS5_141001A			SeqNo: 2962440		Prep Date: 10/1/2014		DF: 1	
Analyte	Result	PQL	SPK Val	SPK Ref Value	%REC	Control Limit	RPD Ref Value	%RPD	RPD Limit	Qual
Benzene	ND	30								
Ethylbenzene	ND	30								
m,p-Xylene	ND	60								
o-Xylene	ND	30								
Toluene	ND	30								
Xylenes, Total	ND	90								
<i>Surr: 1,2-Dichloroethane-d4</i>	<i>1014</i>	<i>0</i>	<i>1000</i>	<i>0</i>	<i>101</i>	<i>70-130</i>	<i>0</i>			
<i>Surr: 4-Bromofluorobenzene</i>	<i>998.5</i>	<i>0</i>	<i>1000</i>	<i>0</i>	<i>99.8</i>	<i>70-130</i>	<i>0</i>			
<i>Surr: Dibromofluoromethane</i>	<i>1002</i>	<i>0</i>	<i>1000</i>	<i>0</i>	<i>100</i>	<i>70-130</i>	<i>0</i>			
<i>Surr: Toluene-d8</i>	<i>1002</i>	<i>0</i>	<i>1000</i>	<i>0</i>	<i>100</i>	<i>70-130</i>	<i>0</i>			

LCS		Sample ID: LCS-63425-63425				Units: µg/Kg		Analysis Date: 10/1/2014 09:48 AM		
Client ID:		Run ID: VMS5_141001A			SeqNo: 2962485		Prep Date: 10/1/2014		DF: 1	
Analyte	Result	PQL	SPK Val	SPK Ref Value	%REC	Control Limit	RPD Ref Value	%RPD	RPD Limit	Qual
Benzene	983.5	30	1000	0	98.4	75-125	0			
Ethylbenzene	1013	30	1000	0	101	75-125	0			
m,p-Xylene	2026	60	2000	0	101	80-125	0			
o-Xylene	991	30	1000	0	99.1	75-125	0			
Toluene	984	30	1000	0	98.4	70-125	0			
Xylenes, Total	3018	90	3000	0	101	75-125	0			
<i>Surr: 1,2-Dichloroethane-d4</i>	<i>971</i>	<i>0</i>	<i>1000</i>	<i>0</i>	<i>97.1</i>	<i>70-130</i>	<i>0</i>			
<i>Surr: 4-Bromofluorobenzene</i>	<i>1006</i>	<i>0</i>	<i>1000</i>	<i>0</i>	<i>101</i>	<i>70-130</i>	<i>0</i>			
<i>Surr: Dibromofluoromethane</i>	<i>1006</i>	<i>0</i>	<i>1000</i>	<i>0</i>	<i>101</i>	<i>70-130</i>	<i>0</i>			
<i>Surr: Toluene-d8</i>	<i>1013</i>	<i>0</i>	<i>1000</i>	<i>0</i>	<i>101</i>	<i>70-130</i>	<i>0</i>			

The following samples were analyzed in this batch: 14091443-01A

Note: See Qualifiers Page for a list of Qualifiers and their explanation.

Client: HRL Compliance Solutions, Inc
Work Order: 14091443
Project: WPX GV 86-2 Cuttings 9.29.14

QC BATCH REPORT

Batch ID: **63398** Instrument ID **WETCHEM** Method: **SW9045D**

LCS	Sample ID: LCS-R149282-63398		Units: s.u.		Analysis Date: 9/30/2014 04:30 PM					
Client ID:	Run ID: WETCHEM_140930X		SeqNo: 2959893		Prep Date: 9/30/2014 DF: 1					
Analyte	Result	PQL	SPK Val	SPK Ref Value	%REC	Control Limit	RPD Ref Value	%RPD	RPD Limit	Qual

pH 3.94 0 4 0 98.5 90-110 0

DUP	Sample ID: 14091385-01A DUP		Units: s.u.		Analysis Date: 9/30/2014 04:30 PM					
Client ID:	Run ID: WETCHEM_140930X		SeqNo: 2959895		Prep Date: 9/30/2014 DF: 1					
Analyte	Result	PQL	SPK Val	SPK Ref Value	%REC	Control Limit	RPD Ref Value	%RPD	RPD Limit	Qual

pH 4.91 0 0 0 0 0-0 5.07 3.21 20

The following samples were analyzed in this batch:

Note: See Qualifiers Page for a list of Qualifiers and their explanation.

Client: HRL Compliance Solutions, Inc
Work Order: 14091443
Project: WPX GV 86-2 Cuttings 9.29.14

QC BATCH REPORT

Batch ID: **63419** Instrument ID **WETCHEM** Method: **USDA H60 Method**

DUP	Sample ID: 14091443-01C DUP		Units: mmhos/cm @25°C		Analysis Date: 10/2/2014 03:20 PM					
Client ID: Cuttings	Run ID: WETCHEM_141002K		SeqNo: 2963692		Prep Date: 10/2/2014 DF: 10					
Analyte	Result	PQL	SPK Val	SPK Ref Value	%REC	Control Limit	RPD Ref Value	%RPD	RPD Limit	Qual
Electrical Conductivity @ Saturation	15.47	0.050	0	0	0		13.54	13.3	50	

The following samples were analyzed in this batch:

14091443-01C

Client: HRL Compliance Solutions, Inc
 Work Order: 14091443
 Project: WPX GV 86-2 Cuttings 9.29.14

QC BATCH REPORT

Batch ID: **63457** Instrument ID **WETCHEM** Method: **SW7196A**

MBLK	Sample ID: MBLK-63457-63457		Units: mg/Kg		Analysis Date: 10/1/2014 03:00 PM					
Client ID:	Run ID: WETCHEM_141001N		SeqNo: 2961699		Prep Date: 9/30/2014 DF: 1					
Analyte	Result	PQL	SPK Val	SPK Ref Value	%REC	Control Limit	RPD Ref Value	%RPD	RPD Limit	Qual

Chromium, Hexavalent ND 0.50

LCS	Sample ID: LCS-63457-63457		Units: mg/Kg		Analysis Date: 10/1/2014 03:00 PM					
Client ID:	Run ID: WETCHEM_141001N		SeqNo: 2961700		Prep Date: 9/30/2014 DF: 1					
Analyte	Result	PQL	SPK Val	SPK Ref Value	%REC	Control Limit	RPD Ref Value	%RPD	RPD Limit	Qual

Chromium, Hexavalent 1.772 0.50 2 0 88.6 80-120 0

MS	Sample ID: 14091425-05A MS		Units: mg/Kg		Analysis Date: 10/1/2014 03:00 PM					
Client ID:	Run ID: WETCHEM_141001N		SeqNo: 2961702		Prep Date: 9/30/2014 DF: 1					
Analyte	Result	PQL	SPK Val	SPK Ref Value	%REC	Control Limit	RPD Ref Value	%RPD	RPD Limit	Qual

Chromium, Hexavalent 1.693 0.49 1.969 0.06275 82.8 75-125 0

MS	Sample ID: 14091425-05A MSI		Units: mg/Kg		Analysis Date: 10/1/2014 03:00 PM					
Client ID:	Run ID: WETCHEM_141001N		SeqNo: 2961704		Prep Date: 9/30/2014 DF: 100					
Analyte	Result	PQL	SPK Val	SPK Ref Value	%REC	Control Limit	RPD Ref Value	%RPD	RPD Limit	Qual

Chromium, Hexavalent 937.3 50 1149 0.06275 81.5 75-125 0

MSD	Sample ID: 14091425-05A MSD		Units: mg/Kg		Analysis Date: 10/1/2014 03:00 PM					
Client ID:	Run ID: WETCHEM_141001N		SeqNo: 2961703		Prep Date: 9/30/2014 DF: 1					
Analyte	Result	PQL	SPK Val	SPK Ref Value	%REC	Control Limit	RPD Ref Value	%RPD	RPD Limit	Qual

Chromium, Hexavalent 1.659 0.50 1.984 0.06275 80.4 75-125 1.693 2.04 20

The following samples were analyzed in this batch:

Note: See Qualifiers Page for a list of Qualifiers and their explanation.

Client: HRL Compliance Solutions, Inc
 Work Order: 14091443
 Project: WPX GV 86-2 Cuttings 9.29.14

QC BATCH REPORT

Batch ID: **R149436** Instrument ID **MOIST** Method: **A2540 G**

MBLK	Sample ID: WBLKS-R149436				Units: % of sample			Analysis Date: 10/1/2014 08:05 PM		
Client ID:	Run ID: MOIST_141001D			SeqNo: 2963355		Prep Date:		DF: 1		
Analyte	Result	PQL	SPK Val	SPK Ref Value	%REC	Control Limit	RPD Ref Value	%RPD	RPD Limit	Qual

Moisture ND 0.050

LCS	Sample ID: LCS-R149436				Units: % of sample			Analysis Date: 10/1/2014 08:05 PM		
Client ID:	Run ID: MOIST_141001D			SeqNo: 2963353		Prep Date:		DF: 1		
Analyte	Result	PQL	SPK Val	SPK Ref Value	%REC	Control Limit	RPD Ref Value	%RPD	RPD Limit	Qual

Moisture 100 0.050 100 0 100 99.5-100.5 0

DUP	Sample ID: 14091387-01A DUP				Units: % of sample			Analysis Date: 10/1/2014 08:05 PM		
Client ID:	Run ID: MOIST_141001D			SeqNo: 2963296		Prep Date:		DF: 1		
Analyte	Result	PQL	SPK Val	SPK Ref Value	%REC	Control Limit	RPD Ref Value	%RPD	RPD Limit	Qual

Moisture 19.43 0.050 0 0 0 0-0 18.58 4.47 20

DUP	Sample ID: 14091437-37B DUP				Units: % of sample			Analysis Date: 10/1/2014 08:05 PM		
Client ID:	Run ID: MOIST_141001D			SeqNo: 2963310		Prep Date:		DF: 1		
Analyte	Result	PQL	SPK Val	SPK Ref Value	%REC	Control Limit	RPD Ref Value	%RPD	RPD Limit	Qual

Moisture 12.88 0.050 0 0 0 0-0 12.41 3.72 20

The following samples were analyzed in this batch: 14091443-01B

Note: See Qualifiers Page for a list of Qualifiers and their explanation.

Sample Receipt Checklist

Client Name: **HRL**

Date/Time Received: **30-Sep-14 10:00**

Work Order: **14091443**

Received by: **JR**

Checklist completed by Ann Preston 01-Oct-14
eSignature Date

Reviewed by: Ann Preston 01-Oct-14
eSignature Date

Matrices:

Carrier name: **FedEx**

Shipping container/cooler in good condition? Yes No Not Present

Custody seals intact on shipping container/cooler? Yes No Not Present

Custody seals intact on sample bottles? Yes No Not Present

Chain of custody present? Yes No

Chain of custody signed when relinquished and received? Yes No

Chain of custody agrees with sample labels? Yes No

Samples in proper container/bottle? Yes No

Sample containers intact? Yes No

Sufficient sample volume for indicated test? Yes No

All samples received within holding time? Yes No

Container/Temp Blank temperature in compliance? Yes No

Sample(s) received on ice? Yes No

Temperature(s)/Thermometer(s): 3.4°Csoil

Cooler(s)/Kit(s):

Date/Time sample(s) sent to storage:

Water - VOA vials have zero headspace? Yes No No VOA vials submitted

Water - pH acceptable upon receipt? Yes No N/A

pH adjusted? Yes No N/A

pH adjusted by:

Login Notes:

Client Contacted: Date Contacted: Person Contacted:

Contacted By: Regarding:

Comments:

CorrectiveAction:

From: (616) 399-6070
Nick Martinez
ALS Environmental
127 E. 1st Street
PARACHUTE, CO 81635

Origin ID: RILA



Ship Date: 28SEP14
ActWgt: 2.0 LB
CAD: 2264840/NET3550
Dims: 12 X 9 X 6 IN

Delivery Address Bar Code



SHIP TO: (616) 399-6070
sample receiving
ALS Laboratory Group
3352 128TH AVE

BILL SENDER

HOLLAND, MI 49424

Ref # 092914-1
Invoice #
PO # Parachute
Dept #

1 of 3

TUE - 30 SEP 10:30A
PRIORITY OVERNIGHT

TRK#: 7713 2111 5864

9281


MASTER

49424

MI-US

GRR

XX HLMA



5ZG1CF8ARAG3

After printing this label:

1. Use the 'Print' button on this page to print your label to your laser or inkjet printer.
2. Fold the printed page along the horizontal line.
3. Place label in shipping pouch and affix it to your shipment so that the barcode portion of the label can be read and scanned.

Warning: Use only the printed original label for shipping. Using a photocopy of this label for shipping purposes is fraudulent and could result in additional billing charges, along with the cancellation of your FedEx account number.

Use of this system constitutes your agreement to the service conditions in the current FedEx Service Guide, available on fedex.com. FedEx will not be responsible for any claim in excess of \$100 per package, whether the result of loss, damage, delay, non-delivery, misdelivery, or misinformation, unless you declare a higher value, pay an additional charge, document your actual loss and file a timely claim. Limitations found in the current FedEx Service Guide apply. Your right to recover from FedEx for any loss, including intrinsic value of the package, loss of sales, income interest, profit, attorney's fees, costs, and other forms of damage whether direct, incidental, consequential, or special is limited to the greater of \$100 or the authorized declared value. Recovery cannot exceed actual documented loss. Maximum for items of extraordinary value is \$1,000, e.g. jewelry, precious metals, negotiable instruments and other items listed in our Service Guide. Written claims must be filed within strict time limits, see current FedEx Service Guide.



07-Oct-2014

Mark Mumby
HRL Compliance Solutions, Inc
2385 F 1/2 Road
Grand Junction, CO 81505

Re: **WPX GV 86-2 Backgrounds 9.29.14**

Work Order: **14091484**

Dear Mark,

ALS Environmental received 5 samples on 30-Sep-2014 10:00 AM for the analyses presented in the following report.

The analytical data provided relates directly to the samples received by ALS Environmental and for only the analyses requested.

Sample results are compliant with NELAP standard requirements and QC results achieved laboratory specifications. Any exceptions are noted in the Case Narrative, or noted with qualifiers in the report or QC batch information. Should this laboratory report need to be reproduced, it should be reproduced in full unless written approval has been obtained from ALS Environmental. Samples will be disposed in 30 days unless storage arrangements are made.

The total number of pages in this report is 13.

If you have any questions regarding this report, please feel free to contact me.

Sincerely,

A handwritten signature in cursive script that reads "Ann Preston".

Electronically approved by: Ann Preston

Ann Preston
Project Manager



Certificate No: MN 532786

Report of Laboratory Analysis

ADDRESS 3352 128th Avenue Holland, Michigan 49424-9263 | PHONE (616) 399-6070 | FAX (616) 399-6185

ALS GROUP USA, CORP Part of the ALS Laboratory Group A Campbell Brothers Limited Company

Environmental ALS Environmental logo icon consisting of a stylized green and blue shape.

www.alsglobal.com

RIGHT SOLUTIONS RIGHT PARTNER

Client: HRL Compliance Solutions, Inc
Project: WPX GV 86-2 Backgrounds 9.29.14
Work Order: 14091484

Work Order Sample Summary

<u>Lab Samp ID</u>	<u>Client Sample ID</u>	<u>Matrix</u>	<u>Tag Number</u>	<u>Collection Date</u>	<u>Date Received</u>	<u>Hold</u>
14091484-01	GV 86-2-B-1	Soil		9/29/2014 02:30	9/30/2014 10:00	<input type="checkbox"/>
14091484-02	GV 86-2-B-2	Soil		9/29/2014 14:35	9/30/2014 10:00	<input type="checkbox"/>
14091484-03	GV 86-2-B-3	Soil		9/29/2014 14:40	9/30/2014 10:00	<input type="checkbox"/>
14091484-04	GV 86-2-B-4	Soil		9/29/2014 14:45	9/30/2014 10:00	<input type="checkbox"/>
14091484-05	GV 86-2-B-5	Soil		9/29/2014 14:50	9/30/2014 10:00	<input type="checkbox"/>

Client: HRL Compliance Solutions, Inc
Project: WPX GV 86-2 Backgrounds 9.29.14
WorkOrder: 14091484

**QUALIFIERS,
ACRONYMS, UNITS**

<u>Qualifier</u>	<u>Description</u>
*	Value exceeds Regulatory Limit
a	Not accredited
B	Analyte detected in the associated Method Blank above the Reporting Limit
E	Value above quantitation range
H	Analyzed outside of Holding Time
J	Analyte is present at an estimated concentration between the MDL and Report Limit
n	Not offered for accreditation
ND	Not Detected at the Reporting Limit
O	Sample amount is > 4 times amount spiked
P	Dual Column results percent difference > 40%
R	RPD above laboratory control limit
S	Spike Recovery outside laboratory control limits
U	Analyzed but not detected above the MDL

<u>Acronym</u>	<u>Description</u>
DUP	Method Duplicate
LCS	Laboratory Control Sample
LCS D	Laboratory Control Sample Duplicate
LOD	Limit of Detection (see MDL)
LOQ	Limit of Quantitation (see PQL)
MBLK	Method Blank
MDL	Method Detection Limit
MS	Matrix Spike
MSD	Matrix Spike Duplicate
PQL	Practical Quantitation Limit
RPD	Relative Percent Difference
TDL	Target Detection Limit
TNTC	Too Numerous To Count
A	APHA Standard Methods
D	ASTM
E	EPA
SW	SW-846 Update III

<u>Units Reported</u>	<u>Description</u>
% of sample	Percent of Sample
mg/Kg-dry	Milligrams per Kilogram Dry Weight

ALS Group USA, Corp

Date: 07-Oct-14

Client: HRL Compliance Solutions, Inc
Project: WPX GV 86-2 Backgrounds 9.29.14
Sample ID: GV 86-2-B-1
Collection Date: 9/29/2014 02:30 AM

Work Order: 14091484
Lab ID: 14091484-01
Matrix: SOIL

Analyses	Result	Qual	Report Limit	Units	Dilution Factor	Date Analyzed
METALS BY ICP-MS			SW6020A		Prep: SW3050B / 10/1/14	Analyst: ML
Arsenic	5.1		2.0	mg/Kg-dry	5	10/2/2014 07:58 AM
MOISTURE			A2540 G			Analyst: RLM
Moisture	21		0.050	% of sample	1	10/3/2014 06:15 PM

Note: See Qualifiers page for a list of qualifiers and their definitions.

ALS Group USA, Corp

Date: 07-Oct-14

Client: HRL Compliance Solutions, Inc
Project: WPX GV 86-2 Backgrounds 9.29.14
Sample ID: GV 86-2-B-2
Collection Date: 9/29/2014 02:35 PM

Work Order: 14091484
Lab ID: 14091484-02
Matrix: SOIL

Analyses	Result	Qual	Report Limit	Units	Dilution Factor	Date Analyzed
METALS BY ICP-MS			SW6020A		Prep: SW3050B / 10/1/14	Analyst: ML
Arsenic	6.5		2.4	mg/Kg-dry	5	10/2/2014 04:16 AM
MOISTURE			A2540 G			Analyst: RLM
Moisture	19		0.050	% of sample	1	10/3/2014 06:15 PM

Note: See Qualifiers page for a list of qualifiers and their definitions.

ALS Group USA, Corp

Date: 07-Oct-14

Client: HRL Compliance Solutions, Inc
Project: WPX GV 86-2 Backgrounds 9.29.14
Sample ID: GV 86-2-B-3
Collection Date: 9/29/2014 02:40 PM

Work Order: 14091484
Lab ID: 14091484-03
Matrix: SOIL

Analyses	Result	Qual	Report Limit	Units	Dilution Factor	Date Analyzed
METALS BY ICP-MS			SW6020A		Prep: SW3050B / 10/1/14	Analyst: ML
Arsenic	5.3		2.7	mg/Kg-dry	5	10/2/2014 04:22 AM
MOISTURE			A2540 G			Analyst: RLM
Moisture	23		0.050	% of sample	1	10/3/2014 06:15 PM

Note: See Qualifiers page for a list of qualifiers and their definitions.

ALS Group USA, Corp

Date: 07-Oct-14

Client: HRL Compliance Solutions, Inc
Project: WPX GV 86-2 Backgrounds 9.29.14
Sample ID: GV 86-2-B-4
Collection Date: 9/29/2014 02:45 PM

Work Order: 14091484
Lab ID: 14091484-04
Matrix: SOIL

Analyses	Result	Qual	Report Limit	Units	Dilution Factor	Date Analyzed
METALS BY ICP-MS			SW6020A		Prep: SW3050B / 10/1/14	Analyst: ML
Arsenic	5.2		2.5	mg/Kg-dry	5	10/2/2014 04:29 AM
MOISTURE			A2540 G			Analyst: RLM
Moisture	25		0.050	% of sample	1	10/3/2014 06:15 PM

Note: See Qualifiers page for a list of qualifiers and their definitions.

ALS Group USA, Corp

Date: 07-Oct-14

Client: HRL Compliance Solutions, Inc
Project: WPX GV 86-2 Backgrounds 9.29.14
Sample ID: GV 86-2-B-5
Collection Date: 9/29/2014 02:50 PM

Work Order: 14091484
Lab ID: 14091484-05
Matrix: SOIL

Analyses	Result	Qual	Report Limit	Units	Dilution Factor	Date Analyzed
METALS BY ICP-MS			SW6020A		Prep: SW3050B / 10/1/14	Analyst: ML
Arsenic	11		2.4	mg/Kg-dry	5	10/2/2014 04:35 AM
MOISTURE			A2540 G			Analyst: RLM
Moisture	15		0.050	% of sample	1	10/3/2014 06:15 PM

Note: See Qualifiers page for a list of qualifiers and their definitions.

Client: HRL Compliance Solutions, Inc
Work Order: 14091484
Project: WPX GV 86-2 Backgrounds 9.29.14

QC BATCH REPORT

Batch ID: **63421** Instrument ID **ICPMS1** Method: **SW6020A**

MBLK		Sample ID: MBLK-63421-63421				Units: mg/Kg		Analysis Date: 10/2/2014 01:12 AM		
Client ID:		Run ID: ICPMS1_141001A		SeqNo: 2962678		Prep Date: 10/1/2014		DF: 1		
Analyte	Result	PQL	SPK Val	SPK Ref Value	%REC	Control Limit	RPD Ref Value	%RPD	RPD Limit	Qual
Arsenic	ND	0.25								

LCS		Sample ID: LCS-63421-63421				Units: mg/Kg		Analysis Date: 10/2/2014 01:18 AM		
Client ID:		Run ID: ICPMS1_141001A		SeqNo: 2962679		Prep Date: 10/1/2014		DF: 1		
Analyte	Result	PQL	SPK Val	SPK Ref Value	%REC	Control Limit	RPD Ref Value	%RPD	RPD Limit	Qual
Arsenic	4.672	0.25	5	0	93.4	80-120	0			

MS		Sample ID: 14091425-05AMS				Units: mg/Kg		Analysis Date: 10/2/2014 02:13 AM		
Client ID:		Run ID: ICPMS1_141001A		SeqNo: 2962700		Prep Date: 10/1/2014		DF: 1		
Analyte	Result	PQL	SPK Val	SPK Ref Value	%REC	Control Limit	RPD Ref Value	%RPD	RPD Limit	Qual
Arsenic	6.851	0.35	7.092	0.6286	87.7	75-125	0			

MSD		Sample ID: 14091425-05AMSD				Units: mg/Kg		Analysis Date: 10/2/2014 02:19 AM		
Client ID:		Run ID: ICPMS1_141001A		SeqNo: 2962701		Prep Date: 10/1/2014		DF: 1		
Analyte	Result	PQL	SPK Val	SPK Ref Value	%REC	Control Limit	RPD Ref Value	%RPD	RPD Limit	Qual
Arsenic	6.786	0.35	7.032	0.6286	87.6	75-125	6.851	0.951	25	

The following samples were analyzed in this batch:

14091484-02A	14091484-03A	14091484-04A
14091484-05A		

Note: See Qualifiers Page for a list of Qualifiers and their explanation.

Client: HRL Compliance Solutions, Inc
 Work Order: 14091484
 Project: WPX GV 86-2 Backgrounds 9.29.14

QC BATCH REPORT

Batch ID: **R149668** Instrument ID **MOIST** Method: **A2540 G**

MBLK	Sample ID: WBLKS-R149668				Units: % of sample			Analysis Date: 10/3/2014 06:15 PM		
Client ID:	Run ID: MOIST_141003B			SeqNo: 2968062		Prep Date:		DF: 1		
Analyte	Result	PQL	SPK Val	SPK Ref Value	%REC	Control Limit	RPD Ref Value	%RPD	RPD Limit	Qual

Moisture ND 0.050

LCS	Sample ID: LCS-R149668				Units: % of sample			Analysis Date: 10/3/2014 06:15 PM		
Client ID:	Run ID: MOIST_141003B			SeqNo: 2968061		Prep Date:		DF: 1		
Analyte	Result	PQL	SPK Val	SPK Ref Value	%REC	Control Limit	RPD Ref Value	%RPD	RPD Limit	Qual

Moisture 100 0.050 100 0 100 99.5-100.5 0

DUP	Sample ID: 14091477-03A DUP				Units: % of sample			Analysis Date: 10/3/2014 06:15 PM		
Client ID:	Run ID: MOIST_141003B			SeqNo: 2968051		Prep Date:		DF: 1		
Analyte	Result	PQL	SPK Val	SPK Ref Value	%REC	Control Limit	RPD Ref Value	%RPD	RPD Limit	Qual

Moisture 17.42 0.050 0 0 0 0-0 17.01 2.38 20

DUP	Sample ID: 14091495-01B DUP				Units: % of sample			Analysis Date: 10/3/2014 06:15 PM		
Client ID:	Run ID: MOIST_141003B			SeqNo: 2968058		Prep Date:		DF: 1		
Analyte	Result	PQL	SPK Val	SPK Ref Value	%REC	Control Limit	RPD Ref Value	%RPD	RPD Limit	Qual

Moisture 18.8 0.050 0 0 0 0-0 19.23 2.26 20

The following samples were analyzed in this batch:

14091484-01A	14091484-02A	14091484-03A
14091484-04A	14091484-05A	

Note: See Qualifiers Page for a list of Qualifiers and their explanation.



ALS Laboratory Group

225 Commerce Drive, Fort Collins, Colorado 80524
 TF: (800) 443-1511 PH: (970) 490-1511 FX: (970) 490-1522

Chain-of-Custody

Form 202a

WORKORDER	14091484
PAGE	1 of 1
DISPOSAL	By Lab or Return to Client

PROJECT NAME	WPX LV 86-2 Backgrounds		SAMPLER	Reed Wold		DATE	9/29/14	
PROJECT No.			SITE ID	LV 86-2		TURNAROUND	5 Day	
COMPANY NAME	HRL Compliance		EDD FORMAT			Arsenic		
SEND REPORT TO	Mark Mumby		PURCHASE ORDER					
ADDRESS	2385 F 1/2 Rd		BILL TO COMPANY	WPX				
CITY / STATE / ZIP	Grand Junction, CO 81506		INVOICE ATTN TO	Karolina Blaney				
PHONE	970-243-3271		ADDRESS	1058 Co Rd 215				
FAX	970-243-3280		CITY / STATE / ZIP	Parachute CO 81635				
E-MAIL	mmumby@hrlcomp.com rwold@hrlcomp.com		PHONE	970-683-2295				
			FAX					
			E-MAIL	Karolina.blaney@wpxenergy.com				
Lab ID	Field ID	Matrix	Sample Date	Sample Time	# Bottles	Pres.	QC	
01	LV 86-2-B-1	SO	9/29/14	2:30	1	8	X	
02	" " B-2	↓	↓	2:35	↓	↓	X	
03	" " B-3	↓	↓	2:40	↓	↓	X	
04	" " B-4	↓	↓	2:45	↓	↓	X	
05	" " B-5	↓	↓	2:50	↓	↓	X	

*Time Zone (Circle): EST CST MST PST Matrix: O=oil S=soil NS=non-soil solid W=water L=liquid E=extract F=filter

For metals or anions, please detail analytes below.

Comments: 4.2°C JTO	QC PACKAGE (check below)
	<input checked="" type="checkbox"/> LEVEL II (Standard QC)
	<input type="checkbox"/> LEVEL III (Std QC + forms)
	<input type="checkbox"/> LEVEL IV (Std QC + forms + raw data)

	SIGNATURE	PRINTED NAME	DATE	TIME
RELINQUISHED BY	Reed Wold	Reed Wold	9/29/14	3:00
RECEIVED BY	WJM	WJM	9/29/14	3:50
RELINQUISHED BY	AW	AW	9/29	3:00
RECEIVED BY	AGJ	Andres Gironel	9/30	10:00
RELINQUISHED BY				
RECEIVED BY				

Preservative Key: 1-HCl 2-HNO3 3-H2SO4 4-NaOH 5-NaHSO4 7-Other 8-4 degrees C 9-5035

Sample Receipt Checklist

Client Name: **HRL**

Date/Time Received: **30-Sep-14 10:00**

Work Order: **14091484**

Received by: **ANG**

Checklist completed by Andrea Cjtechhl 30-Sep-14
eSignature Date

Reviewed by: Ann Preston 01-Oct-14
eSignature Date

Matrices: soil
Carrier name: FedEx

Shipping container/cooler in good condition?	Yes <input checked="" type="checkbox"/>	No <input type="checkbox"/>	Not Present <input type="checkbox"/>
Custody seals intact on shipping container/cooler?	Yes <input type="checkbox"/>	No <input type="checkbox"/>	Not Present <input checked="" type="checkbox"/>
Custody seals intact on sample bottles?	Yes <input type="checkbox"/>	No <input type="checkbox"/>	Not Present <input checked="" type="checkbox"/>
Chain of custody present?	Yes <input checked="" type="checkbox"/>	No <input type="checkbox"/>	
Chain of custody signed when relinquished and received?	Yes <input checked="" type="checkbox"/>	No <input type="checkbox"/>	
Chain of custody agrees with sample labels?	Yes <input checked="" type="checkbox"/>	No <input type="checkbox"/>	
Samples in proper container/bottle?	Yes <input checked="" type="checkbox"/>	No <input type="checkbox"/>	
Sample containers intact?	Yes <input checked="" type="checkbox"/>	No <input type="checkbox"/>	
Sufficient sample volume for indicated test?	Yes <input checked="" type="checkbox"/>	No <input type="checkbox"/>	
All samples received within holding time?	Yes <input checked="" type="checkbox"/>	No <input type="checkbox"/>	
Container/Temp Blank temperature in compliance?	Yes <input checked="" type="checkbox"/>	No <input type="checkbox"/>	
Sample(s) received on ice?	Yes <input checked="" type="checkbox"/>	No <input type="checkbox"/>	
Temperature(s)/Thermometer(s):	<input type="text" value="4.2 c"/>		
Cooler(s)/Kit(s):	<input type="text"/>		
Date/Time sample(s) sent to storage:	<input type="text" value="9/30/2014 3:02:14 PM"/>		
Water - VOA vials have zero headspace?	Yes <input type="checkbox"/>	No <input type="checkbox"/>	No VOA vials submitted <input checked="" type="checkbox"/>
Water - pH acceptable upon receipt?	Yes <input type="checkbox"/>	No <input type="checkbox"/>	N/A <input checked="" type="checkbox"/>
pH adjusted?	Yes <input type="checkbox"/>	No <input type="checkbox"/>	N/A <input checked="" type="checkbox"/>
pH adjusted by:	<input type="text"/>		

Login Notes:

Client Contacted: Date Contacted: Person Contacted:

Contacted By: Regarding:

Comments:

CorrectiveAction:

From: (816) 399-8070
Nick Martinez
ALS Environmental
127 E. 1st Street
PARACHUTE, CO 81635

Origin ID: RLA



Ship Date: 29SEP14
ActWgt: 2.8 LB
CAD: 2204840/NET3550
Dims: 12 X 9 X 8 IN

Delivery Address Bar Code



BHP TO: (816) 399-8070
sample receiving
ALS Laboratory Group
3352 128TH AVE

BILL SENDER

Ref # 092914-1
Invoice #
PO # Parachute
Dept #

HOLLAND, MI 49424

1 of 3

TUE - 30 SEP 10:30A
PRIORITY OVERNIGHT


TRK# 7713 2111 5964

MASTER

49424

XX HLMA

MI-US
GRR



522G1C7B48ACD

After printing this label:

1. Use the 'Print' button on this page to print your label to your laser or inkjet printer.
2. Fold the printed page along the horizontal line.
3. Place label in shipping pouch and affix it to your shipment so that the barcode portion of the label can be read and scanned.

Warning: Use only the printed original label for shipping. Using a photocopy of this label for shipping purposes is fraudulent and could result in additional billing charges, along with the cancellation of your FedEx account number.

Use of this system constitutes your agreement to the service conditions in the current FedEx Service Guide, available on fedex.com. FedEx will not be responsible for any claim in excess of \$100 per package, whether the result of loss, damage, delay, non-delivery, misdelivery, or misinformation, unless you declare a higher value, pay an additional charge, document your actual loss and file a timely claim. Limitations found in the current FedEx Service Guide apply. Your right to recover from FedEx for any loss, including intrinsic value of the package, loss of sales, income interest, profit, attorney's fees, costs, and other forms of damage whether direct, incidental, consequential, or special is limited to the greater of \$100 or the authorized declared value. Recovery cannot exceed actual documented loss. Maximum for items of extraordinary value is \$1,000, e.g. jewelry, precious metals, negotiable instruments and other items listed in our Service Guide. Written claims must be filed within strict time limits, see current FedEx Service Guide.